



EST. 1926 ★★★★★

Chicago Blackhawks

MEDIA GUIDE

2024-25

2024-25 CHICAGO BLACKHAWKS

SEASON SCHEDULE

OCTOBER 2024

SUN	MON	TUES	WED	THUR	FRI	SAT
		1	2	3	4	5
6	7	8 UTA 9:00	9	10	11 WPG 7:00	12 EDM 8:00
13	14	15 CGY 8:00	16	17 SJS 7:30	18	19 BUF 7:00
20	21	22 VAN 7:15	23	24	25 NSH 7:30	26 DAL 7:00
27	28 COL 8:00	29	30	31 SJS 9:30		

NOVEMBER 2024

SUN	MON	TUES	WED	THUR	FRI	SAT
					1	2 LAK 8:00
3 ANA 7:00	4	5	6 DET 7:00	7 DAL 7:00	8	9
10 MIN 8:00	11	12	13	14 SEA 9:00	15	16 VAN 9:00
17	18	19 ANA 7:30	20	21 FLA 7:30	22	23 PHI 12:00
24	25	26	27 DAL 7:30	28	29 MIN 1:00	30

DECEMBER 2024

SUN	MON	TUES	WED	THUR	FRI	SAT
1 CBJ 2:00	2 TOR 8:30	3	4 BOS 8:30	5	6	7 WPG 3:00
8	9 NYR 8:00	10	11	12 NYI 8:30	13	14 NJD 12:00
15 NYI 2:00	16	17 WSH 7:30	18	19 SEA 7:30	20	21 CGY 3:00
22	23 MIN 7:00	24	25	26	27 BUF 8:00	28
29 DAL 7:30	30	31 STL 4:00				

JANUARY 2025

SUN	MON	TUES	WED	THUR	FRI	SAT
			1	2	3 MTL 7:00	4
5 NYR 2:00	6	7	8 COL 8:30	9	10 DET 8:00	11 EDM 8:00
12	13 CGY 8:30	14	15	16 NSH 7:00	17	18 VGK 7:00
19	20 CAR 7:30	21	22	23	24 TBL 7:00	25
26 MIN 8:00	27	28 TBL 8:00	29	30 CAR 8:00	31	

FEBRUARY 2025

SUN	MON	TUES	WED	THUR	FRI	SAT
						1 FLA 12:00
2	3	4	5 EDM 8:30	6	7 NSH 7:30	8 STL 8:00
9	10	11	12	13	14	15
16	17	18	19	20	21	22 CBJ 8:00
23 TOR 8:00	24	25 UTA 8:00	26	27 VGK 9:00	28	

MARCH 2025

SUN	MON	TUES	WED	THUR	FRI	SAT
						1 ANA 9:00
2	3 LAK 7:30	4	5 OTT 8:30	6	7 UTA 7:30	8 NSH 7:00
9	10 COL 8:00	11	12	13 SJS 9:30	14	15 VAN 9:00
16	17	18 SEA 7:30	19	20 LAK 7:30	21	22 STL 2:00
23 PHI 2:00	24	25	26 NJD 8:30	27	28 VGK 7:30	29
30 UTA 3:00	31					

APRIL 2025

SUN	MON	TUES	WED	THUR	FRI	SAT
		1	2 COL 8:30	3	4 WSH 8:00	5
6 PIT 5:00	7	8 PIT 8:00	9	10 BOS 8:00	11	12 WPG 8:00
13	14 MTL 8:00	15 OTT 8:00	16	17	18	19



HOME	AWAY	WINTER CLASSIC
------	------	----------------

All game dates and times subject to change.
All game times listed in Central Time.

Copyright 2024 by National Hockey League. All rights reserved. Reproduction in whole or in part without permission of NHL is strictly prohibited.

TABLE OF CONTENTS



TRADITION 4 - 34

All-Star Games in Chicago.....	33
All-Time Captains.....	14
All-Time General Managers.....	14
All-Time Head Coaches.....	14
Chelios, Chris.....	13
Chicago Stadium.....	34
Esposito, Tony.....	8
Hall, Glenn.....	7
Hockey Hall of Fame Inductees.....	30
Hossa, Marian.....	12
Hull, Bobby.....	6
Magnuson, Keith.....	11
Mikita, Stan.....	5
NHL All-Star Teams.....	31
Pilote, Pierre.....	10
Savard, Denis.....	9
Stanley Cup Teams.....	24 - 29
Trophy Winners.....	15 - 23
US Hall of Fame Inductees.....	31

RECORDS..... 35 - 76

Double-figure Goal Games.....	64
Franchise Leaders.....	36 - 39
Hat Tricks.....	46 - 49
Individual Records.....	65 - 69
Penalty Shots.....	56 - 59
Scoring Leaders.....	40 - 41
Season Openers.....	75
Shootouts.....	60 - 62
Shutouts.....	50 - 55
Single-Season Leaders.....	43 - 45
Team Records.....	70 - 74

PLAYOFFS.....77 - 106

Career Playoff Leaders.....	88 - 89
Coaching Ledger.....	102
Goaltender, Statistics.....	93
Goaltenders, Year-by-Year.....	91 - 92
Moments.....	103 - 106
Overtime Goals.....	90
Penalty Shots.....	94
Records, Individual.....	96 - 97
Records, Team.....	98 - 101
Record vs. Opponent.....	79 - 81
Results, Year-by-Year.....	82 - 87
Shutouts.....	94
Stanley Cup Playoff Record.....	78
Summary and Stats.....	95

HISTORY 107 - 250

Attendance History.....	250
Coaching Ledger.....	114
Dates to Remember.....	115 - 127
Father-Son.....	245
Franchise Milestones.....	319
Goalie Register, All-Time.....	240 - 241
Home/Road Record, All-Time.....	110 - 111
Outdoor Game History.....	245
Primary Logo History.....	249
Record, Season-by-Season.....	108 - 109
Record vs. Defunct Clubs.....	110
Records vs. NHL.....	112 - 115
Roster, All-Time.....	225 - 239
Roster, All-Time Numerical.....	242-244
Trade History.....	246 - 248
Year-by-Year.....	128 - 224


PLAYERS 251 - 266

2024 Draft Selections.....	252 - 253
2024-25 Player Index.....	261 - 263
All Time Draft Selections.....	254 - 260
How We Were Built.....	264 - 265



TRADITION

2024-25



SWEATER RETIRED ON OCT. 19, 1980 AT CHICAGO STADIUM

Played his entire 22-year career with the Blackhawks ... Led the Blackhawks to the 1961 Stanley Cup and paced the team in scoring throughout the playoffs ... Four-time Art Ross Trophy winner (1964, 1965, 1967, 1968) ... Two-time Hart Trophy winner (1967, 1968) ... Two-time Lady Byng Trophy winner (1967, 1968) ... Lester Patrick Trophy winner (1976) ... Six-time First Team All-Star (1962, 1963, 1964, 1966, 1967, 1968) ... Only player in National Hockey League history to win the Art Ross, Hart and Lady Byng Trophies in the same season (1966-67, 1967-68) ... Two-time Second Team All-Star (1965, 1970) ... Blackhawks all-time assists leader (926) ... Blackhawks all-time points leader (1,467) ... Second to Bobby Hull in goals (541) ... Blackhawks leader in games played (1,394) ... Hockey Hall of Fame inductee (1983) ... Blackhawks captain in 1975-76 and 1976-77 ... First Czechoslovakian-born player in the NHL ... Member of the famous “Scooter Line” with Ken Wharram and Ab McDonald, and later Doug Mohns ... Named a Blackhawks ambassador in a ceremony with Bobby Hull at the United Center on March 7, 2008 ... Stan Mikita passed away on August 7, 2018 at the age of 78.


TRADITION

RECORDS

PLAYOFFS

HISTORY

PLAYERS



SWEATER RETIRED ON DEC. 18, 1983 AT CHICAGO STADIUM

Led the Blackhawks to the 1961 Stanley Cup ... Arguably the best left winger in National Hockey League history ... Three-time Art Ross Trophy winner (1960, 1962, 1966) ... Two-time Hart Trophy winner (1965, 1966) ... Lady Byng Trophy winner (1965) ... Led the NHL in goals scored seven times, the most in league history ... Ten-time First Team All-Star (1960, 1962, 1964-70, 1972) ... Two-time Second Team All-Star (1963, 1971) ... Lester Patrick Award winner (1969) ... Blackhawks all-time goals leader (604) ... Second to Stan Mikita in games played (1,036) ... Fourth in team history in assists (549) ... Second to Stan Mikita in points (1,153) ... 13 consecutive seasons with 30 or more goals (1959-1972) ... First player in NHL history to score more than 50 goals in a single season (1966) ... Reached the 50-goal plateau five times in his career (1961-62, 1965-66, 1966-67, 1968-69, 1971-72) ... Hockey Hall of Fame inductee (1983) ... When son, Brett, was named the Hart Trophy winner in 1991, they became the first father-son combination in NHL history to win the award ... Named a Blackhawks ambassador in a ceremony with Stan Mikita at the United Center on March 7, 2008.


TRADITION

RECORDS

PLAYOFFS

HISTORY

PLAYERS



SWEATER RETIRED ON NOV. 20, 1988 AT CHICAGO STADIUM

Led the Blackhawks to the 1961 Stanley Cup, posting two shutouts and starting all 12 playoff games ... Three-time Vezina Trophy winner (1963, 1967, 1969) ... Conn Smythe Trophy winner with St. Louis (1968) ... Played in 503 consecutive games (a National Hockey League record), all without wearing a face mask ... 363 of those games were with the Blackhawks ... Recipient of the Calder Memorial Trophy with Detroit (1955-56) ... Seven-time First Team All-Star, five with the Blackhawks (1958, 1960, 1963, 1964, 1966) ... Three-time Second Team All-Star (1961, 1962, 1967) ... Posted a record of 275-229-106 with 51 shutouts during his time in Chicago ... Played in a record 13 NHL All-Star Games from 1955-69 ... Hockey Hall of Fame inductee (1975) ... Completed his NHL career with 407 wins and 84 shutouts ... His 407 wins are good for eighth in NHL history.


TRADITION

RECORDS

PLAYOFFS

HISTORY

PLAYERS



SWEATER RETIRED ON NOV. 20, 1988 AT CHICAGO STADIUM

Played all but one of his seasons during his professional career with the Blackhawks ... Three-time Vezina Trophy winner (1970, 1972, 1974) ... Calder Memorial Trophy winner (1970) ... Three-time First Team All-Star (1970, 1972, 1980) ... Two-time Second Team All-Star (1973, 1974) ... Blackhawks all-time shutouts leader (74) ... Set a team and National Hockey League record with 15 shutouts during the 1969-70 season ... Seven consecutive seasons with 30-plus wins (1969-1976) ... Blackhawks career wins leader (418) ... Appeared in six NHL All-Star Games (1970-74, 1980) ... Compiled a record of 423-306-151, which ranks seventh in NHL history ... His 76 career shutouts also are tied for ninth in NHL history ... Hockey Hall of Fame inductee (1988) ... Joined his brother, Phil, in the Hockey Hall of Fame ... Named a Blackhawks ambassador in a ceremony at the United Center on March 19, 2008.


TRADITION

RECORDS

PLAYOFFS

HISTORY

PLAYERS



SWEATER RETIRED ON MARCH 19, 1998 AT UNITED CENTER

Played 12 seasons of his 17-year National Hockey League career with the Blackhawks ... NHL Second Team All-Star (1983) ... Fourth in team history in goals (377) and second in assists (719) ... Tallied 61 goals and 84 assists (145 points) in 131 playoff games ... Blackhawks first-round pick (third overall) in the 1980 NHL Entry Draft ... Became the second player in team history to record 100-plus points in a season (119) in 1981-82 ... Compiled three 100-point seasons as a Blackhawk ... Holds the Blackhawks single-season assists record with 87 (1981-82 and 1987-88), as well as the team's single-season points standard (131 in 1987-88) ... Made seven appearances in the NHL All-Star Game... His 1,338 career points are tied for 28th in NHL history ... In Stanley Cup competition, his 175 points (66G, 109A) in 169 games ranks 16th in NHL history ... Hockey Hall of Fame inductee (2000) ... Named a Blackhawks ambassador on Nov. 13, 2008.



SWEATER RETIRED ON NOV. 12, 2008 AT UNITED CENTER

Led the Blackhawks to the 1961 Stanley Cup, recording three goals and 12 assists in 12 playoff games ... Played all but one season of his National Hockey League career with the Blackhawks ... Three-time Norris Trophy winner (1963, 1964, 1965) ... Five-time NHL First Team All-Star (1963, 1964, 1965, 1966, 1967) ... Blackhawks captain from 1961-1968 ... Played in 376 consecutive regular-season games between 1956 and 1961 ... Ranks sixth in team history in assists (400) and 10th in games played (821) ... Earned 1,205 career penalty minutes with the Blackhawks, then a team record ... Three-time NHL Second Team All-Star (1960, 1961, 1962) ... Ranks sixth in team postseason history with 52 career assists ... Hockey Hall of Fame inductee (1975) ... Completed his career with 80 goals, 418 assists and 1,251 penalty minutes ... Pierre Pilote passed away on September 9, 2017 at the age of 85.


TRADITION

RECORDS

PLAYOFFS


HISTORY

PLAYERS



SWEATER RETIRED ON NOV. 12, 2008 AT UNITED CENTER


Played all 11 seasons of his National Hockey League career with the Blackhawks ... Held title of team captain for four seasons (1976-1980) ... Appeared in two NHL All-Star Games ... Set a then-team record with 213 penalty minutes in his rookie season (1971-72) ... Retired with 1,442 career penalty minutes, then a team record ... Earned a +170 career plus/minus rating, third-highest in team history ... Played in 68 career playoff games, drawing 164 penalty minutes ... Set a then-team record with 63 penalty minutes in one playoff year (1971) ... Scored a career 139 points (14 goals, 125 assists) in 589 games ... Named the Blackhawks head coach in 1980 after previously serving as an assistant coach ... Co-founder and first president of the Blackhawk Alumni Association.



SWEATER RETIRED ON NOV. 20, 2022 AT UNITED CENTER

Helped the Blackhawks to three Stanley Cups (2010, 2013 and 2015), posting 21 goals and 52 assists in 107 postseason games ... Registered 415 points (186G, 229A) in 534 regular season games with the Blackhawks ... Rolled off six 20+ goal seasons during his eight years in Chicago ... Notched a +133 while with the Blackhawks ... Elected to the Hockey Hall of Fame in 2020, joining former Blackhawks' Stan Mikita and Peter Stastny as the only Slovakian players to be inducted to the Hall of Fame ... Selected to the NHL All-Star Game in 2012 after leading the Blackhawks with 48 assists and 77 points (29G, 48A) ... Represented Slovakia at four different Olympic Games, securing 28 points (14G, 14A) in 19 contests ... Received Slovakian Player of the Year honors on six separate occasions (2006, 2007, 2008, 2010, 2015 and 2017) ... Was selected to six NHL All-Star Games over his career ... Finished his NHL career with 1,134 points (525G, 609A), third most of any Slovakian-born player.

PLAYERS	HISTORY	PLAYOFFS	RECORDS	TRADITION
---------	---------	----------	---------	-----------



SWEATER RETIRED ON FEB. 25, 2024 AT UNITED CENTER

The Chicago, Ill. native dressed in 664 regular-season games with the Blackhawks from 1990-1999, posting 487 points (92G, 395A) ... Chipped in 48 points (12G, 36A) in 65 Stanley Cup Playoff games with Chicago ... Won the Norris Trophy twice during his time with the Blackhawks (1992-93 and 1995-96), while being named a finalist for the award four times (1990-91, 1992-93, 1994-95 and 1995-96) ... Was named to the NHL First All-Star Team three times (1992-93, 1994-95 and 1995-96), while garnering NHL Second All-Star Team honors twice (1990-91 and 1996-97) ... Helped the Blackhawks to the 1991-92 Stanley Cup Final, while leading all league defensemen with six goals, 15 assists and 21 points in 18 postseason games during the playoff run ... Finished his NHL career with 948 points (185G, 763A) in 1,651 regular-season games ... His 1,651 games played rank first among all American-born skaters, while his 948 points rank third among all American-born defensemen ... Named an NHL All-Star 11 times over his career ... Won three Stanley Cups during his career (1985-86, 2001-02 and 2007-08) ... Was inducted into the Hockey Hall of Fame on Nov. 8, 2013.

TRADITION

RECORDS

PLAYOFFS

HISTORY

PLAYERS

HEAD COACHES

PETER MULDOON	1926-27
BARNEY STANLEY	1927-28
HUGH LEHMAN	1927-28
HERB GARDINER	1928-29
TOM SHAUGHNESSY	1929-30
DICK TOBIN	1929-30, 1931-32
DICK IRVIN	1928-29, 1930-31, 1955-56
EMIL IVERSON	1932-33
GODFREY MATHESON	1932-33
TOM GORMAN	1932-34
CLEM LOUGHLIN	1934-37
BILL STEWART	1937-39
PAUL THOMPSON	1938-45
JOHN GOTTSSELIG	1944-48
CHARLES CONACHER	1947-50
EBBIE GOODFELLOW	1950-52
SID ABEL	1952-54
FRANK EDDOLLS	1954-55
TOMMY IVAN	1956-58
RUDY PILOUS	1957-63
BILLY REAY	1963-77
BILL WHITE	1976-77
BOB PULFORD	1977-79, 1981-82, 1984-87, 1999-00
EDDIE JOHNSTON	1979-80
KEITH MAGNUSON	1980-82
ORVAL TESSIER	1982-85
BOB MURDOCH	1987-88
MIKE KEENAN	1988-92
DARRYL SUTTER	1992-95
CRAIG HARTSBURG	1995-98
DIRK GRAHAM	1998-99
LORNE MOLLEKEN	1998-2000
ALPO SUHONEN	2000-01
BRIAN SUTTER	2001-04
TRENT YAWNEY	2005-07
DENIS SAVARD	2006-08
JOEL QUENNEVILLE	2008-2018
JEREMY COLLITON	2018-2021
DEREK KING	2021-2022
LUKE RICHARDSON	2022-PRESENT

GENERAL MANAGERS

FREDERIC MCLAUGHLIN	1926-42
BILL TOBIN	1942-54
TOMMY IVAN	1954-77
BOB PULFORD	1977-90; 1993-97; 1999-2000; 2003-05
MIKE KEENAN	1990-93
BOB MURRAY	1997-99
MIKE SMITH	2000-03
DALE TALLON	2005-09
STAN BOWMAN	2009-2021
KYLE DAVIDSON	2021-PRESENT

CURRENT PLAYERS AND STAFF IN **BOLD RED**.

CAPTAINS

DICK IRVIN	1926-29
DUKE DUTKOWSKI	1929-30
TY ARBOUR	1930-31
CY WENTWORTH	1931-32
HELGE BOSTROM	1932-33
TEDDY GRAHAM	1932-33
CHARLIE GARDINER	1933-34
JOHN GOTTSSELIG	1935-40
EARL SEIBERT	1940-42
DOUG BENTLEY	1942-44, 1949-50
CLINT SMITH	1944-45
JOHN MARIUCCI	1945-46, 1947-48
RED HAMILL	1946-47
GAYE STEWART	1948-49
JACK STEWART	1950-52
BILL GADSBY	1952-54
GUS MORTSON	1954-57
ED LITZENBERGER	1958-61
PIERRE PILOTE	1961-68
PAT STAPLETON	1969-70
PIT MARTIN	1975-77
STAN MIKITA	1975-77
KEITH MAGNUSON	1976-80
TERRY RUSKOWSKI	1979-82
DARRYL SUTTER	1982-87
BOB MURRAY	1985-86
DENIS SAVARD	1988-89
DIRK GRAHAM	1988-95
CHRIS CHELIOS	1995-99
DOUG GILMOUR	1999-2000
TONY AMONTE	2000-02
ALEX ZHAMNOV	2002-04
ADRIAN AUCOIN	2005-07
MARTIN LAPOINTE	2005-07
JONATHAN TOEWS	2008-2023

TRADITION

RECORDS

PLAYOFFS

HISTORY

PLAYERS

TROPHY WINNERS

ART ROSS TROPHY SCORING LEADER

ROY CONACHER
1949

BOBBY HULL
1960, 1962, 1966

STAN MIKITA
1964, 1965, 1967, 1968

PATRICK KANE
2016

HART MEMORIAL TROPHY MOST VALUABLE PLAYER

MAX BENTLEY
1946

AL ROLLINS
1954

BOBBY HULL
1965, 1966

STAN MIKITA
1967, 1968

PATRICK KANE
2016

TRADITION

RECORDS

PLAYOFFS

HISTORY

PLAYERS



JAMES NORRIS TROPHY DEFENSEMAN OF THE YEAR

PIERRE PILOTE
1963, 1964, 1965

DOUG WILSON
1982

CHRIS CHELIOS
1993, 1996

DUNCAN KEITH
2010, 2014



CALDER MEMORIAL TROPHY ROOKIE OF THE YEAR

MIKE KARAKAS
1936

CARL DAHLSTROM
1938

ED LITZENBERGER
1955

BILL HAY
1960

TONY ESPOSITO
1970

STEVE LARMER
1983

ED BELFOUR
1991

PATRICK KANE
2008

ARTEMI PANARIN
2016

CONNOR BEDARD
2024



TRADITION

RECORDS

PLAYOFFS

HISTORY

PLAYERS

TROPHY WINNERS

FRANK J. SELKE TROPHY BEST DEFENSIVE FORWARD

TROY MURRAY
1986

DIRK GRAHAM
1991

JONATHAN TOEWS
2013

GEORGES VEZINA TROPHY MOST VALUABLE GOALTENDER

CHARLES GARDINER
1932, 1934

LORNE CHABOT
1935

GLENN HALL
1963, 1967

DENNIS DEJORDY
1967

TONY ESPOSITO
1970, 1972, 1974*

GARY SMITH
1972

ED BELFOUR
1991, 1993

*SHARED WITH PHILADELPHIA'S
BERNIE PARENT



TRADITION

RECORDS

PLAYOFFS

HISTORY

PLAYERS

LADY BYNG MEMORIAL TROPHY SPORTSMANSHIP AWARD

ELWIN ROMNES
1936

MAX BENTLEY
1943

CLINT SMITH
1944

BILL MOSIENKO
1945

KEN WHARRAM
1964

BOBBY HULL
1965

STAN MIKITA
1967, 1968



BILL MASTERTON TROPHY PERSEVERANCE & DEDICATION AWARD

PIT MARTIN
1970

BRYAN BERARD
2004



TRADITION

RECORDS

PLAYOFFS

HISTORY

PLAYERS

TROPHY WINNERS

CONN SMYTHE TROPHY PLAYOFFS MOST VALUABLE PLAYER

JONATHAN TOEWS
2010

PATRICK KANE
2013

DUNCAN KEITH
2015

WILLIAM M. JENNINGS TROPHY GOALTENDER WITH FEWEST GOALS ALLOWED

ED BELFOUR
1991, 1993, 1995

COREY CRAWFORD
2013, 2015*

RAY EMERY
2013

*SHARED WITH MONTREAL'S
CAREY PRICE

TRADITION

RECORDS

PLAYOFFS

HISTORY

PLAYERS



LESTER PATRICK TROPHY OUTSTANDING SERVICE TO HOCKEY IN THE USA

JAMES NORRIS
1967

BOBBY HULL
1969

JAMES D. NORRIS
1972

THOMAS N. IVAN
1975

STAN MIKITA
1976

WILLIAM W. WIRTZ
1978

ARTHUR M. WIRTZ
1985

BOB PULFORD
2011



JACK ADAMS AWARD COACH OF THE YEAR

ORVAL TESSIER
1983



NHL ALL-STAR GAME MVP

MOST VALUABLE PLAYER:
NHL ALL-STAR GAME

TROY MURRAY
1986

DIRK GRAHAM
1991

JONATHAN TOEWS
2013

CLARENCE S. CAMPBELL BOWL

REGULAR SEASON CHAMPIONS (WEST)

**REGULAR SEASON
CHAMPIONS**
WEST DIVISION [1968-74]
1971, 1972, 1973

**WESTERN CONFERENCE
CHAMPIONS**
[1994-PRESENT]
1992, 2010, 2013, 2015

TRADITION

RECORDS

PLAYOFFS

HISTORY

PLAYERS



PRESIDENTS' TROPHY

MOST POINTS DURING REGULAR SEASON

1991, 2013

PRINCE OF WALES TROPHY

REGULAR SEASON CHAMPIONS

REGULAR SEASON CHAMPIONS
[1938-67]
1967

REGULAR SEASON CHAMPIONS
EAST DIVISION [1968-74]
1970



TRADITION

RECORDS

PLAYOFFS

HISTORY

PLAYERS

TROPHY WINNERS

MESSIER LEADERSHIP AWARD
SUPERIOR LEADER AND CONTRIBUTING
MEMBER OF SOCIETY

JONATHAN TOEWS
2015



TED LINDSAY AWARD
MOST OUTSTANDING PLAYER AS
JUDGED BY THE NHLPA

PATRICK KANE
2016



TRADITION

RECORDS

PLAYOFFS

HISTORY

PLAYERS

1934 STANLEY CUP CHAMPIONSHIPS



CHICAGO BLACK HAWKS NATIONAL HOCKEY LEAGUE 1933-1934

Back Row Left To Right—W. Cullfish, Asst. Trainer, Abel, Couture, Trudel, Conacher, Thompson, Tommy Gorman, Manager, Goldsworthy, Coulter, Jenkins, McFadyen, Leswick
Front Row Left To Right—Starke, Cook, Romnes, Gottselig, March, Sheppard, Gardiner, E. Freulich, Trainer.



REGULAR-SEASON RECORD: 20-17-11

PLAYOFF RECORD: 6-1-1

QUARTERFINALS: against the Montreal Canadiens. Chicago won total-goals series 4-3.

SEMIFINALS: against the Montreal Maroons. Chicago won total-goals series 6-2.

FINAL: against the Detroit Red Wings. Chicago won best-of-five series 3-1.

HEAD COACH: Tom Gorman

ROSTER: Charlie Gardiner in goal; Clarence "Taffy" Abel, Lionel Conacher, Art Coulter, Joe Starke, Duke Dutkowski and Roger Jenkins on defense; and forwards Elywn "Doc" Romnes, Johnny Gottselig, Harold "Mush" March, Rosario Couture, Louis Trudel, Paul Thompson, Leroy Goldsworthy, Don McFadyen, Tommy Cook, John Sheppard, Bill Kendall and Jack Leswick.

NOTES:

- Stanley Cup-winning goal: Harold "Mush" March in 30:05 of overtime against Detroit, score 1-0, series win 3-1.
- Charlie Gardiner won his second Vezina Trophy with his 1.73 goals-against average. He suffered a brain hemorrhage and died at age 29 on June 13, 1934, due to brain surgery complications, just eight weeks after the team won the Stanley Cup.

TRADITION

RECORDS

PLAYOFFS

HISTORY

PLAYERS

1938 STANLEY CUP CHAMPIONSHIPS



1938 STANLEY CUP CHAMPIONS

Top Row: Earl Seibert, Trainer Ed. Fröelich, Paul Thompson, Pete Palangio, Art. Wiebe, Cully Dahlstrom

Center Row: Mike Karakas, Oscar Hansson, Vic Heyliger, Bill Kendall, Alex Levinsky, Doc. Rommes

Bottom Row: Marty Burke, Louis Trudell, Glenn Brydson, Manager Bill Stewart, Johnny Gottselig, "Mush" March



REGULAR-SEASON RECORD: 14-25-9

PLAYOFF RECORD: 7-3

QUARTERFINALS: against the Montreal Canadiens. Chicago won best-of-three series 2-1.

SEMIFINALS: against the New York Americans. Chicago won best-of-three series 2-1.

FINAL: against the Toronto Maple Leafs. Chicago won best-of-five series 3-1.

HEAD COACH: Bill Stewart

ROSTER: Mike Karakas, Paul Goodman and Alfie Moore in goal; Art Wiebe, Alex Levinsky, Harold Jackson, Bill MacKenzie, Earl Seibert, Virgil Johnson and Roger Jenkins on defense; and forwards Jack Shill, Carl Voss, Carl Dahlstrom, Harold "Mush" March, Paul Thompson, Johnny Gottselig, Elwyn "Doc" Romnes, Louis Trudel, Pete Palangio and Bert Connelly.

NOTES:

- Stanley Cup-winning goal: Carl Voss in 16:45 of second period against Toronto, score 4-1, series win 3-1.
- Alfie Moore played his one and only game as a Blackhawk on April 3, 1938, against Toronto in a Stanley Cup Playoffs game and helped the team beat the Maple Leafs 3-1.

TRADITION

RECORDS

PLAYOFFS

HISTORY

PLAYERS

1961 STANLEY CUP CHAMPIONSHIPS



Front row, left to right - Glenn Hall, Ed Litzenberger, Reg Fleming, Arthur M. Wirtz (Pres.), Thomas N. Ivan (Gen. Mgr.), James D. Norris (Chmn.), Rudy Pilous (Coach), Bobby Hull, Red Hay, Dennis Dejordy.
Second row, left to right - John P. Gottselig (Dir. of Publicity), Eric Nesterenko, Dollard St. Laurent, Earl Balfour, Elmer Vasko, Ab McDonald, Al Arbour, Jack Evans, Wayne Hillman, Michael Wirtz (V. Pres.).
Third row, left to right - Nick Garen (Trainer), Murray Balfour, Pierre Pilote, Chico Maki, Stan Mikita, Ron Murphy, Wayne Hicks, Tod Sloan, Kenny Wharram, Walter Humeniuk (Equip. Mgr. and Spare Goalie).

REGULAR-SEASON RECORD: 29-24-17

PLAYOFF RECORD: 8-4

SEMIFINALS: against the Montreal Canadiens. Chicago won best-of-seven series 4-2.

FINAL: against the Detroit Red Wings. Chicago won best-of-seven series 4-2.

HEAD COACH: Rudy Pilous

ROSTER: Glenn Hall in goal; Pierre Pilote, Dollard St. Laurent, Jack Evans, Elmer Vasko, Al Arbour and Wayne Hillman on defense; and forwards Bobby Hull, Stan Mikita, Murray Balfour, Ken Wharram, Bill Hay, Eric Nesterenko, Ab McDonald, Ed Litzenberger, Ron Murphy, Tod Sloan, Reg Fleming, Chico Maki, Wayne Hicks and Earl Balfour.

NOTES:

- Stanley Cup-winning goal: Ab McDonald in 18:49 of second period against Detroit, score 5-1, series win 4-2.
- In Game 3 of the semifinals, Murray Balfour scored the game-winning goal on a power play at 52:12 in overtime to defeat the Montreal Canadiens 2-1. Canadiens Head Coach Hector "Toe" Blake took a swing at referee Dalton McArthur due to the outcome of the game.



TRADITION

RECORDS

PLAYOFFS

HISTORY

PLAYERS

2010 STANLEY CUP CHAMPIONSHIPS



TRADITION

RECORDS

PLAYOFFS

HISTORY

PLAYERS



REGULAR-SEASON RECORD: 52-22-8

PLAYOFF RECORD: 16-6

CONF. QUARTERFINALS: against the Nashville Predators. Chicago won best-of-seven series 4-2.

CONF. SEMIFINALS: against the Vancouver Canucks. Chicago won best-of-seven series 4-2.

CONFERENCE FINAL: against the San Jose Sharks. Chicago won best-of-seven series 4-0.

FINAL: against the Philadelphia Flyers. Chicago won best-of-seven series 4-2.

HEAD COACH: Joel Quenneville

ROSTER: Antti Niemi and Cristobal Huet in goal; Duncan Keith, Brent Seabrook, Niklas Hjalmarsson, Brent Sopel, Brian Campbell, Jordan Hendry and Nick Boynton on defense; and forwards Jonathan Toews, Patrick Kane, Patrick Sharp, Dustin Byfuglien, Dave Bolland, Marian Hossa, Kris Versteeg, John Madden, Troy Brouwer, Andrew Ladd, Ben Eager, Tomas Kopecky, Adam Burish, Bryan Bickell and Colin Fraser.

NOTES:

- Stanley Cup-winning goal: Patrick Kane in 4:06 of first overtime period against Philadelphia, score 4-3, series win 4-2. The goal light at the Wachovia Center was never turned on due to the fact that the puck was wedged under the inner padding of Philadelphia's goal and was not initially seen by the linesman.
- There was one other game decided in overtime in the series, which Philadelphia won 4-3 (Game 3).

2013 STANLEY CUP CHAMPIONSHIPS



REGULAR-SEASON RECORD: 36-7-5

PLAYOFF RECORD: 16-7

CONF. QUARTERFINALS: against the Minnesota Wild. Chicago won best-of-seven series 4-1.

CONF. SEMIFINALS: against the Detroit Red Wings. Chicago won best-of-seven series 4-3.

CONFERENCE FINAL: against the Los Angeles Kings. Chicago won best-of-seven series 4-1.

FINAL: against the Boston Bruins. Chicago won best-of-seven series 4-2.

HEAD COACH: Joel Quenneville

ROSTER: Corey Crawford and Ray Emery in goal; Duncan Keith, Brent Seabrook, Niklas Hjalmarsson, Johnny Oduya, Michal Rozsival, Nick Leddy and Sheldon Brookbank on defense; and forwards Jonathan Toews, Patrick Kane, Patrick Sharp, Bryan Bickell, Dave Bolland, Marian Hossa, Michal Handzus, Michael Frolik, Brandon Saad, Andrew Shaw, Viktor Stalberg, Marcus Kruger, Daniel Carcillo, Jamal Mayers, Brandon Bollig and Ben Smith.

NOTES:

- Stanley Cup-winning goal: Dave Bolland at 19:01 in the third period. The Blackhawks trailed Boston 2-1 until Bryan Bickell and Bolland each scored in a span of 17 seconds to secure the franchise's fifth championship.
- Three of Chicago's six overtime games occurred in the Stanley Cup Final, including a triple-overtime contest in Game 1 at the United Center. Andrew Shaw's tip-in ended the game after 112:08, marking the third-longest playoff game in franchise history at the time.

TRADITION

RECORDS

PLAYOFFS

HISTORY

PLAYERS

2015 STANLEY CUP CHAMPIONSHIPS



TRADITION

RECORDS

PLAYOFFS

HISTORY

PLAYERS

REGULAR-SEASON RECORD: 48-28-6

PLAYOFF RECORD: 16-7

FIRST ROUND: against the Nashville Predators. Chicago won best-of-seven series 4-2.

SECOND ROUND: against the Minnesota Wild. Chicago won best-of-seven series 4-0.

CONFERENCE FINAL: against the Anaheim Ducks. Chicago won best-of-seven series 4-3.

FINAL: against the Tampa Bay Lightning. Chicago won best-of-seven series 4-2.

HEAD COACH: Joel Quenneville

ROSTER: Corey Crawford and Scott Darling in goal; Duncan Keith, Brent Seabrook, Niklas Hjalmarsson, Johnny Oduya, Michal Rozsival, Kimmo Timonen, David Rundblad, Kyle Cumiskey and Trevor van Riemsdyk on defense; and forwards Jonathan Toews, Patrick Kane, Patrick Sharp, Bryan Bickell, Marian Hossa, Brandon Saad, Brad Richards, Andrew Shaw, Marcus Kruger, Teuvo Teravainen, Antoine Vermette, Andrew Desjardins, Kris Versteeg, Joakim Nordstrom and Daniel Carcillo.

NOTES:

- Stanley Cup-winning goal: Duncan Keith at 17:13 in the third period. The Conn Smythe recipient netted three game-winning goals during the playoffs, including two series-clinching tallies.
- The Blackhawks contested the longest game in franchise history, outlasting Anaheim over 116:12 in Game 2 of the Western Conference Final. Marcus Kruger tallied the game-winner late in triple overtime for a 3-2 win.



HOCKEY HALL OF FAME

BCE PLACE, 30 YONGE ST., TORONTO, ONTARIO, CANADA M5E 1X8 PH: 416-360-7735

PLAYERS

PLAYERS	YEARS
SID ABEL	1952-53
ED BELFOUR	1988-97
DOUG BENTLEY	1939-52
MAX BENTLEY	1940-48
GEORGES BOUCHER	1931-32
FRANK BRIMSEK	1949-50
BILLY BURCH	1932-33
CHRIS CHELIOS	1990-99
PAUL COFFEY	1998-99
ART COULTER	1931-36
CECIL "BABE" DYE	1926-27
TONY ESPOSITO	1969-84
PHIL ESPOSITO	1963-67
BILL GADSBY	1946-54
CHARLIE GARDINER	1927-34
DOUG GILMOUR	1998-2000
MICHEL GOULET	1990-94
GLENN HALL	1957-67
DOMINIK HASEK	1990-92
GEORGE HAY	1926-27
MARIAN HOSSA	1997-2017
BOBBY HULL	1957-72
DICK IRVIN	1926-29
GORDON "DUKE" KEATS	1928-29
HUGH LEHMAN	1926-28
TED LINDSAY	1957-60
HARRY LUMLEY	1951-52
MICKEY MCKAY	1926-28
STAN MIKITA	1958-80
HOWIE MORENZ	1934-36
BILL MOSIENKO	1941-55
BERT OLMSTEAD	1948-51
BOBBY ORR	1976-78
PIERRE PILOTE	1955-68
JEREMY ROENICK	1989-96
DENIS SAVARD	1980-90, 95-97
EARL SEIBERT	1936-44
ALLAN STANLEY	1954-56
JACK STEWART	1950-52
DOUG WILSON	1977-91

INDUCTED

1969
2011
1964
1966
1960
1966
1974
2013
2004
1974
1970
1988
1984
1970
1945
2011
1998
1975
2014
1958
2020
1983
1958
1958
1958
1966
1980
1952
1983
1945
1965
1985
1979
1975
2024
2000
1963
1981
1964
2020

VETERANS

VETERANS	YEARS	INDUCTED
LIONEL CONACHER	1933-34	1994
ROY CONACHER	1947-52	1998
CLINT SMITH	1943-46	1991
HARRY WATSON	1954-57	1994

BUILDERS

AL ARBOUR
BILL HAY
THOMAS N. IVAN
JOHN MARIUCCI
FREDERIC McLAUGHLIN
JAMES D. NORRIS
JAMES E. NORRIS
RUDY PILOUS
BUD POILE
ARTHUR M. WIRTZ
WILLIAM W. WIRTZ

FOSTER HEWITT MEMORIAL AWARD

AWARDED
1996
2014

ELMER FERGUSON AWARD

AWARDED
2016

INDUCTED

1996
2015
1974
1985
1963
1962
1958
1985
1990
1971

AWARDED

1996
2014

AWARDED

2016

TRADITION

RECORDS

PLAYOFFS

HISTORY

PLAYERS

HALL OF FAME INDUCTEES



UNITED STATES HOCKEY HALL OF FAME

801 HAT TRICK AVE., P.O. BOX 657, EVELETH, MN 55734 PH: 218-744-5167

- TRADITION
- RECORDS
- PLAYOFFS
- HISTORY
- PLAYERS

PLAYERS	YEARS	INDUCTED	COACHES	YEARS	INDUCTED
CLARENCE ABEL	1929-34	1973	WILLIAM J. STEWART	1937-39	1982
TONY AMONTE	1994-02	2009			
FRANK BRIMSEK	1949-50	1973	ADMINISTRATORS		INDUCTED
CHRIS CHELIOS	1990-99	2011	WILLIAM W. WIRTZ		1984
CARL "CULLY" DAHLSTROM	1937-45	1973			
VICTOR DESJARDINS	1930-31	1974			
VICTOR HEYLIGER	1937-43	1974			
PHIL HOUSLEY	2001-03	2004			
VIRGIL JOHNSON	1937-45	1974			
MICHAEL KARAKAS	1935-46	1973			
SAM LOPRESTI	1940-42	1973			
JOHN MARIUCCI	1940-48	1973			
EDDIE OLCZYK	1984-87,1998-2000	2012			
FIDO PURPUR	1941-45	1974			
JEREMY ROENICK	1988-96	2010			
DOC ROMNES	1930-38	1973			
GARY SUTER	1994-98	2011			



NHL ALL-ROOKIE TEAM

FORWARDS

DOMINIK KUBALIK
ARTEMI PANARIN
BRANDON SAAD
KRIS VERSTEEG
PATRICK KANE
JONATHAN TOEWS
TYLER ARNASON
ERIC DAZE
STEVE LARMER

2019-20
2015-16
2012-13
2008-09
2007-08
2007-08
2002-03
1995-96
1982-83

GOALTENDERS

COREY CRAWFORD
DOMINIK HASEK
ED BELFOUR
DARREN PANG

2010-11
1991-92
1990-91
1987-88



FIRST TEAM ALL-STARS

GOALTENDERS

ED BELFOUR	1991, 1993
LORNE CHABOT	1935
TONY ESPOSITO	1970, 1972, 1980
CHARLIE GARDINER	1931, 1932, 1934
GLENN HALL	1958, 1960, 1963, 1964, 1966

DEFENSEMAN

CHRIS CHELIOS	1993, 1995, 1996
LIONEL CONACHER	1934
DUNCAN KEITH	2010, 2014
PIERRE PILOTE	1963, 1964, 1965, 1966, 1967
EARL SEIBERT	1942, 1943, 1944
DOUG WILSON	1982

CENTER

MAX BENTLEY	1946
STAN MIKITA	1962, 1963, 1964 1966, 1967, 1968

LEFT WING

DOUG BENTLEY	1943, 1944, 1947
ROY CONACHER	1949
BOBBY HULL	1960, 1962, 1964, 1965, 1966 1967, 1968, 1969, 1970, 1972
PAUL THOMPSON	1938

RIGHT WING

PATRICK KANE	2010, 2016, 2017
KEN WHARRAM	1964, 1967

COACH

PAUL THOMPSON	1940
---------------	------

SECOND TEAM ALL-STARS

GOALTENDERS

ED BELFOUR	1995
TONY ESPOSITO	1973, 1974
CHARLIE GARDINER	1933
GLENN HALL	1961, 1962, 1967
MIKE KARAKAS	1945

DEFENSEMAN

CHRIS CHELIOS	1991, 1997
ART COULTER	1935
BILL GADSBY	1953, 1954
DUNCAN KEITH	2017
PIERRE PILOTE	1960, 1961, 1962
EARL SEIBERT	1936, 1937, 1938, 1939, 1940, 1941
PAT STAPLETON	1966, 1971, 1972
ELMER "MOOSE" VASKO	1963, 1964
BILL WHITE	1972, 1973, 1974
DOUG WILSON	1985, 1990

CENTER

MAX BENTLEY	1947
DOUG BENTLEY	1949
ED LITZENBERGER	1957
STAN MIKITA	1965, 1970
DENIS SAVARD	1983
JONATHAN TOEWS	2013

LEFT WING

JOHN GOTTSSELIG	1939
BOBBY HULL	1963, 1971
DENNIS HULL	1973
ARTEMI PANARIN	2017
GAYE STEWART	1948
PAUL THOMPSON	1936

RIGHT WING

PATRICK KANE	2019
BILL MOSIENKO	1945, 1946
BUD POILE	1948

COACH

JOHN GOTTSSELIG	1946
DICK IRVIN	1931
PAUL THOMPSON	1942

CURRENT PLAYERS IN **BOLD RED**.

* 1946 WAS THE LAST YEAR THAT COACHES WERE SELECTED TO ALL-STAR TEAMS.

VOTING FOR THE ALL-STAR TEAM IS CONDUCTED AMONG REPRESENTATIVES OF THE PROFESSIONAL HOCKEY WRITERS ASSOCIATION.

TRADITION

RECORDS

PLAYOFFS

HISTORY

PLAYERS

ALL-STAR GAMES IN CHICAGO



TRADITION

SECOND NHL ALL-STAR GAME, NOV. 3, 1948

NHL ALL-STARS 3, TORONTO MAPLE LEAFS 1

The second annual NHL All-Star Game was a preseason match-up between the reigning champion Toronto Maple Leafs and the NHL All-Stars, which included three Blackhawks (Doug Bentley, Bud Poile and Gaye Stewart). Nineteen-year-old Gordie Howe made the first of his 23 All-Star Game appearances in the game and received a major penalty for fighting.

DID YOU KNOW? Max Bentley, whom the Blackhawks traded to Toronto the year before, returned to Chicago as a member of the Maple Leafs. With the defeat, it was the first time Bentley departed Chicago with a loss as a member of the Leafs

RECORDS

15TH NHL ALL-STAR GAME, OCT. 7, 1961

NHL ALL-STARS 3, CHICAGO BLACKHAWKS 1

Having won the 1961 Stanley Cup, Chicago was pitted against the NHL All-Stars led by Gordie Howe and Alex Delvecchio, who each registered a goal and an assist in the game. Eric Nesterenko tallied the lone Chicago goal in the loss.

DID YOU KNOW? Though he was part of the Stanley Cup championship team, Stan Mikita did not dress for the Blackhawks in the All-Star Game.

PLAYOFFS

HISTORY

PLAYERS

27TH NHL ALL-STAR GAME, JAN. 29, 1974

WEST DIVISION ALL-STARS 6, EAST DIVISION ALL-STARS 4

With six players in the game, the Blackhawks led all teams in All-Star Game participants. A capacity crowd packed the old Chicago Stadium as Blackhawks goalie Tony Esposito earned the win in the West's come-from-behind victory.

DID YOU KNOW? At their request, Pit Martin, Jim Pappin and Dennis Hull — the members of the Blackhawks famed MPH Line — were introduced as a line rather than individuals during pregame introductions.

42ND NHL ALL-STAR GAME, JAN. 19, 1991

CAMPBELL CONFERENCE 11, WALES CONFERENCE 5

Blackhawks defenseman Chris Chelios netted a goal, but St. Louis' Adam Oates (G, 4A) and Toronto's Vincent Damphousse (4G) stole the show for the victorious Campbell Conference All-Stars.

DID YOU KNOW? The most famous national anthem in Chicago Stadium history was sung before the contest. Anthem singer Wayne Messmer's vocals were nearly drowned out by the 18,472 cheering fans who showed their support for the troops in Operation Desert Storm, which had begun three days earlier.

CHICAGO STADIUM HISTORY

Opened on March 28, 1929, the Chicago Stadium served host to numerous sporting events, concerts and political conventions. Built at a cost of \$7 million, the Madhouse on Madison served as the home of the Chicago Bulls (1967-1994) and the Chicago Blackhawks (1929-1994) through the end of their respective seasons in 1994.

Over the years, the Stadium played host to the NBA, the NHL, the NASL and MISL, and even the NFL. On Dec. 15, 1930, the Chicago Bears and the St. Louis Cardinals played the NFL's first indoor football game on an 80-yard field. The game, played as an exhibition contest that the Bears won 9-7, served as a charity game to aid those affected by the Great Depression. Just over two years later, on Dec. 18, 1932, the Bears returned to play the Portsmouth (Ohio) Spartans in the 1932 NFL Championship Game. In front of 11,198 fans, Bronko Nagurski found Red Grange on a two-yard touchdown pass to help lead the Bears to a 9-0 win and claim the NFL Championship.

For 65 years, the Chicago Blackhawks called historic Chicago Stadium home. After playing their inaugural season at International Amphitheatre in 1966-67, the Chicago Bulls moved to the West side in the fall of 1967. Between the two teams, the Stadium hosted 10 Stanley Cup Finals and three NBA Finals. The Stadium, which was located at 1800 W. Madison St., was demolished in February 1995.



CHICAGO STADIUM FACTS AND FIGURES

Seating capacity	18,676 for basketball and 17,317 for hockey
First sporting event	Tommy Loughran defended his light heavyweight title against Mickey Walker before 14,554 fans on March 28, 1929
First Bulls game	St. Louis Hawks defeated the Bulls 104-98 on Feb. 11, 1967
Last Bulls game	Game 6 of the Eastern Conference Semifinals, a 95-79 Bulls win over the New York Knicks on May 20, 1994
Largest Bulls game	21,652 on April 8, 1977 against the Houston Rockets
First Blackhawks game	3-1 victory over the Pittsburgh Pirates on Dec. 15, 1929
Last Blackhawks game	Game 6 of the Conference Quarterfinals, a 1-0 defeat to the Toronto Maple Leafs on April 28, 1994
Largest Blackhawks game	20,069 on April 10, 1982 vs. the Minnesota North Stars
Smallest Blackhawks game	527 on Jan. 26, 1978 vs. Cleveland Barons
Championships won at the Stadium	1934 Stanley Cup, 1938 Stanley Cup, 1992 NBA Finals

- Site of the 1973 and 1988 NBA All-Star Games, and the NHL All-Star Games in 1948, 1961, 1974 and 1991
- Hosted the funeral of Chicago Mayor Anton J. Cermak on March 10, 1953
- Hosted the Democratic National Convention in 1932, 1940 and 1944, as well as the Republican National Convention in 1932 and 1944
- Home of the "famous" 3,663-pipe Barton organ
- Was the first major arena equipped with an air-conditioning system


- TRADITION
- RECORDS
- PLAYOFFS
- HISTORY
- PLAYERS




RECORDS

2024-25


FRANCHISE LEADERS



STAN MIKITA



BOBBY HULL




DENIS SAVARD

GAMES PLAYED IN A BLACKHAWKS UNIFORM

RK.	NAME	GAMES	SEASONS	RK.	NAME	GAMES	SEASONS
1	STAN MIKITA	1,396	22	31	ERIC DAZE	601	11
2	DUNCAN KEITH	1,192	16	32	JOHN GOTTSSELIG	591	16
3	PATRICK KANE	1,161	16	33	KEITH MAGNUSON	589	11
4	BRENT SEABROOK	1,114	15	34	GRANT MULVEY	574	9
5	JONATHAN TOEWS	1,067	15	35	DIRK GRAHAM	546	8
6	BOBBY HULL	1,036	15	36	DOUG BENTLEY	545	12
7	ERIC NESTERENKO	1,013	16		PAT STAPLETON	545	8
8	BOB MURRAY	1,008	15	38	MARIAN HOSSA	534	8
9	DOUG WILSON	938	13	39	ALEX ZHAMNOV	528	8
10	DENNIS HULL	904	13	40	JEREMY ROENICK	524	8
11	STEVE LARMER	891	13	41	J.P. BORDELEAU	519	9
12	DENIS SAVARD	881	13	42	BILL HAY	506	8
13	TONY ESPOSITO	873	15	43	PHIL RUSSELL	504	7
14	CHICO MAKI	841	14	44	COREY CRAWFORD	488	13
15	PIERRE PILOTE	821	13		JIM PAPPIN	488	7
16	CLIFF KOROLL	814	11	45	TOM LYSIAK	474	8
17	KEITH BROWN	812	14	46	MARCUS KRUGER	472	8
18	KEN WHARRAM	766	14	47	BILL GADSBY	468	9
19	HAROLD "MUSH" MARCH	761	17	48	AL SECORD	466	8
20	PATRICK SHARP	749	11	49	BOB PROBERT	461	7
21	PIT MARTIN	740	11	50	RON MURPHY	459	7
22	DOUG JARRETT	721	11	51	DARCY ROTA	448	6
23	BILL MOSIENKO	711	14	52	ED LITZENBERGER	438	7
24	TROY MURRAY	688	12	53	DAVE MANSON	431	7
25	CHRIS CHELIOS	664	9	54	RICK PATERSON	430	8
26	JOHN MARKS	657	10	55	RICH PRESTON	429	6
27	ELMER "MOOSE" VASKO	641	10	56	BRANDON SAAD	428	7
28	TONY AMONTE	627	9	57	CONNOR MURPHY	419	7
29	NIKLAS HJALMARSSON	623	10	58	BRENT SUTTER	417	7
30	GLENN HALL	618	10	59	DOUG MOHNS	415	7
					BILL WHITE	415	7
					ED BELFOUR	415	8

CURRENT PLAYERS IN BOLD RED.


- TRADITION
- RECORDS
- PLAYOFFS
- HISTORY
- PLAYERS



STEVE LARMER



DENNIS HULL



DOUG WILSON

GOALS SCORED IN A BLACKHAWKS UNIFORM

RK.	NAME	GOALS	RK.	NAME	GOALS
1	BOBBY HULL	604	33	ALEX ZHAMNOV	140
2	STAN MIKITA	541	34	TOM LYSIAK	137
3	PATRICK KANE	446	34	BOB MURRAY	132
4	STEVE LARMER	406	35	STEVE SULLIVAN	118
5	DENIS SAVARD	377		PAUL THOMPSON	118
6	JONATHAN TOEWS	372	37	DARCY ROTA	117
7	DENNIS HULL	298	38	DOUG MOHNS	116
8	TONY AMONTE	268	39	BRANDON SAAD	114
9	JEREMY ROENICK	267	40	BILL HAY	113
10	BILL MOSIENKO	258	41	RED HAMILL	112
11	KEN WHARRAM	252		JOHN MARKS	112
12	PATRICK SHARP	249	43	STEVE THOMAS	110
13	PIT MARTIN	243	44	MAX BENTLEY	109
14	ERIC DAZE	226	45	DUNCAN KEITH	105
15	DOUG WILSON	225		RON MURPHY	105
16	DOUG BENTLEY	217	47	BRENT SEABROOK	103
17	JIM PAPPIN	216	48	ROY CONACHER	102
18	AL SECORD	213	49	J.P. BORDELEAU	97
19	CLIFF KOROLL	208	50	RICH PRESTON	96
20	ERIC NESTERENKO	207	51	TED BULLEY	94
21	TROY MURRAY	197		CURT FRASER	94
22	MARIAN HOSSA	186		GEORGE GEE	94
23	JOHN GOTTSSELIG	176	54	WAYNE PRESLEY	93
24	DARRYL SUTTER	161	55	CHRIS CHELIOS	92
25	ALEX DEBRINCAT	160		MICHEL GOULET	92
26	HAROLD "MUSH" MARCH	153	57	CARL "CULLY" DAHLSTROM	88
27	DIRK GRAHAM	152	58	GUS BODNAR	87
28	GRANT MULVEY	148	59	KYLE CALDER	85
29	ED LITZENBERGER	145	60	JOE MURPHY	83
30	CHICO MAKI	143			
31	IVAN BOLDIREV	140			

CURRENT PLAYERS IN **BOLD RED**.

TRADITION


RECORDS

PLAYOFFS

HISTORY

PLAYERS

FRANCHISE LEADERS



PIERRE PILOTE



CHRIS CHELIOS



PIT MARTIN

ASSISTS IN A BLACKHAWKS UNIFORM

- TRADITION
- RECORDS**
- PLAYOFFS
- HISTORY
- PLAYERS

RK.	NAME	ASSISTS	RK.	NAME	ASSISTS
1	STAN MIKITA	926	31	MARIAN HOSSA	229
2	PATRICK KANE	779	32	JIM PAPPIN	228
3	DENIS SAVARD	719	33	ED LITZENBERGER	199
4	DOUG WILSON	554	34	JOHN GOTTSSELIG	196
5	BOBBY HULL	549	35	IVAN BOLDIREV	195
6	DUNCAN KEITH	520	36	DIRK GRAHAM	191
7	STEVE LARMER	517	37	STEVE SULLIVAN	185
8	JONATHAN TOEWS	511	38	DOUG JARRETT	178
9	PIERRE PILOTE	400	39	PHIL RUSSELL	176
10	CHRIS CHELIOS	395	40	ERIC DAZE	172
11	PIT MARTIN	384	41	JOHN MARKS	163
12	BOB MURRAY	382		DOUG MOHNS	163
13	BRENT SEABROOK	361	43	AL SECORD	160
14	DENNIS HULL	342	44	DICK REDMOND	156
15	JEREMY ROENICK	329	45	ELMER "MOOSE" VASKO	153
16	DOUG BENTLEY	314	46	BILL WHITE	149
17	CHICO MAKI	293	47	MAX BENTLEY	147
18	TROY MURRAY	291		ALEX DEBRINCAT	147
19	ERIC NESTERENKO	288	49	PAUL THOMPSON	146
20	PAT STAPLETON	286	50	BRENT SUTTER	143
21	ALEX ZHAMNOV	284	51	GUS BODNAR	142
22	PATRICK SHARP	283	52	TERRY RUSKOWSKI	138
23	BILL MOSIENKO	282	53	EARL SEIBERT	134
24	KEN WHARRAM	281	54	GRANT MULVEY	133
25	TOM LYSIAK	275	55	EDDIE OLCZYK	132
26	TONY AMONTE	273		BILL GADSBY	132
	BILL HAY	273	57	GEORGE GEE	130
28	KEITH BROWN	266	58	BRANDON SAAD	127
29	CLIFF KOROLL	254		RON MURPHY	127
30	HAROLD "MUSH" MARCH	231		RICHARD PRESTON	127


CURRENT PLAYERS IN **BOLD RED**.



JEREMY ROENICK



TONY AMONTE



TROY MURRAY

POINTS SCORED IN A BLACKHAWKS UNIFORM

RK.	NAME	POINTS	RK.	NAME	POINTS
1	STAN MIKITA	1,467	31	HAROLD "MUSH" MARCH	384
2	PATRICK KANE	1,225	32	AL SECORD	373
3	BOBBY HULL	1,153	33	JOHN GOTTSSELIG	372
4	DENIS SAVARD	1,096	34	ED LITZENBERGER	344
5	STEVE LARMER	923	35	DIRK GRAHAM	343
6	JONATHAN TOEWS	883	36	IVAN BOLDIREV	335
7	DOUG WILSON	779	37	KEITH BROWN	330
8	DENNIS HULL	640	38	PAT STAPLETON	327
9	PIT MARTIN	627	39	ALEX DEBRINCAT	307
10	DUNCAN KEITH	625	40	STEVE SULLIVAN	303
11	JEREMY ROENICK	596	41	GRANT MULVEY	281
12	TONY AMONTE	541	42	DOUG MOHNS	279
13	BILL MOSIENKO	540		DARRYL SUTTER	279
14	KEN WHARRAM	533	44	JOHN MARKS	275
15	PATRICK SHARP	532	45	PAUL THOMPSON	264
16	DOUG BENTLEY	531	46	MAX BENTLEY	256
17	BOB MURRAY	514	47	BRANDON SAAD	241
18	ERIC NESTERENKO	495	48	RON MURPHY	232
19	TROY MURRAY	488	49	STEVE THOMAS	230
20	CHRIS CHELIOS	487	50	GUS BODNAR	229
21	PIERRE PILOTE	477		PHIL RUSSELL	229
22	BRENT SEABROOK	464	52	ROY CONACHER	227
23	CLIFF KOROLL	462		DICK REDMOND	227
24	JIM PAPPIN	444		DARCY ROTA	227
25	CHICO MAKI	436	55	GEORGE GEE	224
26	ALEX ZHAMNOV	424	56	J.P. BORDELEAU	223
27	MARIAN HOSSA	415		RICH PRESTON	223
28	TOM LYSIAK	412	58	BRENT SUTTER	219
29	ERIC DAZE	398	59	DOUG JARRETT	216
30	BILL HAY	386	60	CURT FRASER	214

CURRENT PLAYERS IN **BOLD RED**.

TRADITION

RECORDS

PLAYOFFS

HISTORY

PLAYERS

SCORING LEADERS BY SEASON

TRADITION
RECORDS
PLAYOFFS
HISTORY
PLAYERS

SEASON

1926-27
1927-28
1928-29
1929-30
1930-31
1931-32
1932-33
1933-34
1934-35
1935-36
1936-37
1937-38
1938-39
1939-40
1940-41
1941-42
1942-43
1943-44
1944-45
1945-46
1946-47
1947-48
1948-49
1949-50
1950-51
1951-52
1952-53
1953-54
1954-55
1955-56
1956-57
1957-58
1958-59
1959-60
1960-61
1961-62
1962-63
1963-64
1964-65
1965-66
1966-67
1967-68
1968-69
1969-70
1970-71

GOALS

BABE DYE 25
MICKY MACKEY 17
VIC RIPLEY 11
JOHN GOTTSSELIG 21
JOHN GOTTSSELIG 20
JOHN GOTTSSELIG 13
PAUL THOMPSON 13
PAUL THOMPSON 20
JOHN GOTTSSELIG 19
PAUL THOMPSON 17
PAUL THOMPSON 17
PAUL THOMPSON 22
JOHN GOTTSSELIG 16
DOUG BENTLEY 12
GEORGE ALLEN 14
RED HAMILL 18
DOUG BENTLEY 33
DOUG BENTLEY 38
BILL MOSIENKO 28
MAX BENTLEY 31
MAX BENTLEY 29
GAYE STEWART 26
ROY CONACHER 26
METRO PRYSTAI 29
ROY CONACHER 26
BILL MOSIENKO 31
JIM MCFADDEN 23
PETE CONACHER 19
GEORGE SULLIVAN 19
JOHN WILSON 24
ED LITZENBERGER 32
ED LITZENBERGER 32
ED LITZENBERGER 33
BOBBY HULL 39
BOBBY HULL 31
BOBBY HULL 50
HULL/MIKITA 31
BOBBY HULL 43
BOBBY HULL 39
BOBBY HULL 54
BOBBY HULL 52
BOBBY HULL 44
BOBBY HULL 58
STAN MIKITA 39
BOBBY HULL 44

ASSISTS

DICK IRVIN 18
KEATS/MCVEIGH 8
ERNEST "TY" ARBOUR 4
TOMMY COOK 16
TOMMY COOK 14
JOHN GOTTSSELIG 16
PAUL THOMPSON 20
ELWYN "DOC" ROMNES 21
HOWIE MORENZ 26
ELWIN "DOC" ROMNES 25
JOHN GOTTSSELIG 21
P. THOMPSON/E. ROMNES 22
JOHN GOTTSSELIG 23
CARL DAHLSTROM 19
DOUG BENTLEY 20
BILL THOMS 30
MAX BENTLEY 44
CLINT SMITH 49
CLINT SMITH 31
BENTLEY/MOSIENKO 30
MAX BENTLEY 43
DOUG BENTLEY 37
DOUG BENTLEY 43
BEP GUIDOLIN 34
JIM CONACHER 27
GEORGE GEE 31
CAL GARDNER 24
LARRY WILSON 33
GEORGE SULLIVAN 42
ED LITZENBERGER 29
ED LITZENBERGER 32
BOBBY HULL 34
ED LITZENBERGER 44
BOBBY HULL 42
BILL HAY 48
BILL HAY/STAN MIKITA 52
STAN MIKITA 45
STAN MIKITA 50
STAN MIKITA 59
STAN MIKITA 48
STAN MIKITA 62
STAN MIKITA 47
STAN MIKITA 67
STAN MIKITA 47
BOBBY HULL 52

TOTAL POINTS

DICK IRVIN 36
DUKE KEATS 22
VIC RIPLEY 13
TOMMY COOK 30
JOHN GOTTSSELIG 32
JOHN GOTTSSELIG 29
PAUL THOMPSON 33
PAUL THOMPSON 36
PAUL THOMPSON 39
PAUL THOMPSON 40
PAUL THOMPSON 35
PAUL THOMPSON 44
JOHN GOTTSSELIG 39
CARL DAHLSTROM 30
BILL THOMS 32
BILL THOMS 45
DOUG BENTLEY 73
DOUG BENTLEY 77
MOSIENKO/SMITH 54
MAX BENTLEY 61
MAX BENTLEY 72
DOUG BENTLEY 57
ROY CONACHER 68
ROY CONACHER 56
ROY CONACHER 50
BILL MOSIENKO 53
JIM MCFADDEN 44
LARRY WILSON 42
GEORGE SULLIVAN 61
GEORGE SULLIVAN 40
ED LITZENBERGER 64
ED LITZENBERGER 62
ED LITZENBERGER 77
BOBBY HULL 81
BILL HAY 59
BOBBY HULL 84
STAN MIKITA 76
STAN MIKITA 89
STAN MIKITA 87
BOBBY HULL 97
STAN MIKITA 97
STAN MIKITA 87
BOBBY HULL 107
STAN MIKITA 86
BOBBY HULL 96

***BOLD** INDICATES PLAYER WHO LED THE LEAGUE IN SCORING.

SCORING LEADERS BY SEASON

SEASON	GOALS	ASSISTS	TOTAL POINTS
1971-72	BOBBY HULL	50	51
1972-73	JIM PAPPIN	41	61
1973-74	JIM PAPPIN	32	50
1974-75	MIKITA/PAPPIN	36	50
1975-76	PIT MARTIN	32	47
1976-77	BOLDIREV/ROTA	24	38
1977-78	IVAN BOLDIREV	35	45
1978-79	IVAN BOLDIREV	29	36
1979-80	GRANT MULVEY	39	55
1980-81	DARRYL SUTTER	40	55
1981-82	AL SECORD	44	87
1982-83	AL SECORD	54	86
1983-84	DENIS SAVARD	37	57
1984-85	STEVE LARMER	46	67
1985-86	DENIS SAVARD	47	69
1986-87	DENIS SAVARD	40	56
1987-88	DENIS SAVARD	44	87
1988-89	STEVE LARMER	43	59
1989-90	STEVE THOMAS	40	59
1990-91	STEVE LARMER	44	57
1991-92	JEREMY ROENICK	53	50
1992-93	JEREMY ROENICK	50	58
1993-94	JEREMY ROENICK	46	61
1994-95	JOE MURPHY	23	33
1995-96	JEREMY ROENICK	32	58
1996-97	TONY AMONTE	41	42
1997-98	AMONTE/DAZE	31	42
1998-99	TONY AMONTE	44	41
1999-2000	TONY AMONTE	43	42
2000-01	TONY AMONTE	35	41
2001-02	ERIC DAZE	38	46
2002-03	STEVE SULLIVAN	26	43
2003-04	TUOMO RUUTU	23	34
2004-05		-SEASON CANCELED -	
2005-06	KYLE CALDER	26	33
2006-07	MARTIN HAVLAT	25	32
2007-08	PATRICK SHARP	36	51
2008-09	JONATHAN TOEWS	34	48
2009-10	PATRICK KANE	30	58
2010-11	PATRICK SHARP	34	46
2011-12	PATRICK SHARP	33	48
2012-13	P. KANE/J. TOEWS	23	32
2013-14	PATRICK SHARP	34	55
2014-15	JONATHAN TOEWS	28	39
2015-16	PATRICK KANE	46	60
2016-17	PATRICK KANE	34	55
2017-18	ALEX DEBRINCAT	28	49
2018-19	PATRICK KANE	44	66
2019-20	PATRICK KANE	33	51
2020-21	ALEX DEBRINCAT	32	51
2021-22	ALEX DEBRINCAT	41	66
2022-23	ATHANASIOU/RADDYSH	20	31
2023-24	BEDARD/DICKINSON	22	39
		CONNOR BEDARD	61
			93
			92
			80
			86
			71
			62
			80
			64
			70
			76
			119
			121
			94
			105
			116
			90
			131
			87
			90
			101
			103
			107
			107
			51
			72
			77
			73
			75
			84
			75
			70
			61
			55
			59
			57
			72
			77
			88
			76
			77
			55
			78
			66
			106
			89
			76
			110
			84
			66
			92
			49
			61

TRADITION
RECORDS
PLAYOFFS
HISTORY
PLAYERS

***BOLD** INDICATES PLAYER WHO LED THE LEAGUE IN SCORING.
CURRENT PLAYERS IN **BOLD RED**.

SINGLE-SEASON LEADERS

GOALS

RK	G	PLAYER	SEASON
1	58	BOBBY HULL	1968-69
2	54	BOBBY HULL	1965-66
	54	AL SECORD	1982-83
4	53	JEREMY ROENICK	1991-92
5	52	BOBBY HULL	1966-67
6	50	BOBBY HULL	1961-62
	50	BOBBY HULL	1971-72
	50	JEREMY ROENICK	1992-93
9	47	DENIS SAVARD	1985-86
10	46	PATRICK KANE	2015-16
	46	STEVE LARMER	1984-85
	46	JEREMY ROENICK	1993-94
13	45	TROY MURRAY	1985-86
14	44	PATRICK KANE	2018-19
	44	BOBBY HULL	1967-68
	44	BOBBY HULL	1970-71
	44	AL SECORD	1981-82
	44	DENIS SAVARD	1987-88
	44	STEVE LARMER	1990-91
	44	TONY AMONTE	1998-99
21	43	BOBBY HULL	1963-64
	43	STEVE LARMER	1982-83
	43	RICK VAIVE	1987-88
	43	STEVE LARMER	1988-89
	43	TONY AMONTE	1999-2000
26	41	ALEX DEBRINCAT	2018-19
	41	ALEX DEBRINCAT	2021-22
	41	JIM PAPPIN	1972-73
	41	STEVE LARMER	1987-88
	41	JEREMY ROENICK	1990-91
	41	TONY AMONTE	1996-97

ASSISTS

RK	A	PLAYER	SEASON
1	87	DENIS SAVARD	1981-82
	87	DENIS SAVARD	1987-88
3	86	DENIS SAVARD	1982-83
4	69	DENIS SAVARD	1985-86
5	67	STAN MIKITA	1968-69
	67	DENIS SAVARD	1984-85
7	66	PATRICK KANE	2018-19
	66	PATRICK KANE	2021-22
9	62	STAN MIKITA	1966-67
10	61	PIT MARTIN	1972-73
	61	JEREMY ROENICK	1993-94
12	60	PATRICK KANE	2015-16
13	59	STAN MIKITA	1964-65
	59	DENIS SAVARD	1988-89
	59	STEVE LARMER	1989-90
16	58	CHRIS CHELIOS	1992-93
	58	CHRIS CHELIOS	1995-96
	58	PATRICK KANE	2009-10
19	57	DENIS SAVARD	1983-84
	57	STEVE LARMER	1990-91
	57	JEREMY ROENICK	1992-93
22	56	STAN MIKITA	1972-73
	56	STEVE LARMER	1986-87
24	55	TERRY RUSKOWSKI	1979-80
	55	TOM LYSIAK	1980-81
	55	DUNCAN KEITH	2009-10
	55	DUNCAN KEITH	2013-14
	55	PATRICK KANE	2016-17
29	54	DOUG WILSON	1984-85
	54	TROY MURRAY	1985-86
31	53	DENIS SAVARD	1989-90
	53	JEREMY ROENICK	1990-91

TRADITION

RECORDS

PLAYOFFS

HISTORY

PLAYERS

SINGLE-SEASON LEADERS

POINTS

RK	P	PLAYER	SEASON
1	131	DENIS SAVARD	1988-88
2	121	DENIS SAVARD	1982-83
3	119	DENIS SAVARD	1981-82
4	116	DENIS SAVARD	1985-86
5	110	PATRICK KANE	2018-19
6	107	BOBBY HULL	1968-69
	107	JEREMY ROENICK	1992-93
	107	JEREMY ROENICK	1993-94
9	106	PATRICK KANE	2015-16
10	105	DENIS SAVARD	1984-85
11	103	JEREMY ROENICK	1991-92
12	101	STEVE LARMER	1990-91
13	99	TROY MURRAY	1985-86
14	97	BOBBY HULL	1965-66
	97	STAN MIKITA	1966-67
	97	STAN MIKITA	1968-69
17	96	BOBBY HULL	1970-71
18	94	DENIS SAVARD	1983-84
	94	JEREMY ROENICK	1990-91
20	93	BOBBY HULL	1971-72
21	92	JIM PAPPIN	1972-73
	92	PATRICK KANE	2021-22
23	90	PIT MARTIN	1972-73
	90	DENNIS HULL	1972-73
	90	STEVE LARMER	1982-83
	90	DENIS SAVARD	1986-87
	90	STEVE LARMER	1989-90
28	89	PATRICK KANE	2016-17
	89	STAN MIKITA	1663-64
	89	STEVE LARMER	1987-88
31	88	PATRICK KANE	2009-10

PENALTY MINUTES

RK	PIM	PLAYER	SEASON
1	408	MIKE PELLUSO	1991-92
2	352	DAVE MANSON	1988-89
3	326	BOB PROBERT	1996-97
4	320	MIKE PELLUSO	1990-91
5	313	BRYAN MARCHMEN	1992-93
6	304	STEVE SMITH	1991-92
7	303	AL SECORD	1981-82
	303	WAYNE VAN DORP	1989-90
9	301	DAVE MANSON	1989-90
10	289	KEITH MAGNUSON	1970-71
11	282	CHRIS CHELIOS	1992-93
12	260	PHIL RUSSELL	1974-75
13	252	TERRY RUSKOWSKI	1979-80
14	246	DAVE HUTCHISON	1981-82
15	245	CHRIS CHELIOS	1991-92
16	237	BOB PROBERT	1995-96
17	234	STU GRIMSON	1991-92
18	233	ENRICO CICCONE	1996-97
	233	PHIL RUSSELL	1976-77
20	225	TERRY RUSKOWSKI	1980-81
21	224	ADAM CREIGHTON	1989-90
22	214	DUANE SUTTER	1988-89
	214	STEVE SMITH	1992-93
	214	ADAM BURISH	2007-08
25	213	KEITH MAGNUSON	1969-70
26	212	CHRIS CHELIOS	1993-94
27	208	GARY NYLUND	1987-88
28	206	BOB PROBERT	1998-99
29	204	GLEN COCHRANE	1987-88
	204	BOB MCGILL	1989-90

TRADITION

RECORDS

PLAYOFFS

HISTORY

PLAYERS

SINGLE-SEASON ROOKIE LEADERS

GOALS

RK	G	PLAYER	SEASON
1	43	STEVE LARMER	1982-83
2	40	DARRYL SUTTER	1980-81
3	30	DOMINIK KUBALIK	2019-20
	30	ERIC DAZE	1995-96
	30	ARTEMI PANARIN	2015-16
6	28	DENNIS SAVARD	1980-81
	28	ALEX DEBRINCAT	2017-18
8	26	JEREMY ROENICK	1989-90
9	24	JONATHAN TOEWS	2007-08
10	23	TED BULLLEY	1977-78
	23	TUOMO RUUTU	2003-04
12	22	CONNOR BEDARD	2023-24
	22	KRIS VERSTEEG	2008-09
14	21	DARCY ROTA	1973-74
	21	PATRICK KANE	2007-08
16	20	PETE HORECK	1944-45
	20	BERT OLMSTEAD	1949-50
	20	EDDIE OLCZYK	1984-85
19	19	GERRY PINDER	1969-70
	19	RYAN HARTMAN	2016-17
	19	TYLER ARNASON	2002-03
22	18	DICK IRVIN	1926-27
	18	MURRAY BALFOUR	1959-60
	18	BILL HAY	1959-60
	18	CLIFF KOROLL	1969-70
26	17	BRYAN BICKELL	2010-11
27	16	ED LITZENBERGER	1954-55
	16	REG KERR	1987-79
	16	RENE BOURQUE	2005-06
30	15	J.P. BORDELEAU	1972-73
	15	ETHAN MOREAU	1996-97

ASSISTS

RK	A	PLAYER	SEASON
1	51	PATRICK KANE	1981-82
2	47	DENNIS SAVARD	1980-81
	47	STEVE LARMER	1982-83
	47	ARTEMI PANARIN	2015-16
5	40	JEREMY ROENICK	1968-69
6	39	CONNOR BEDARD	2023-24
7	37	BILL HAY	1959-60
8	34	BOBBY HULL	1957-58
9	33	LARRY WILSON	1953-54
10	31	KRIS VERSTEEG	2008-09
11	30	JONATHAN TOEWS	2007-08
	30	EDDIE OLCZYK	1984-85
13	29	BERT OLMSTEAD	1949-50
14	28	DOUG CROSSMAN	1981-82
	28	TED BULLLEY	1977-78
16	27	BRENT SEABROOK	2005-06
17	24	ED LITZENBERGER	1954-55
	24	REG KERR	1978-79
	24	KEITH MAGNUSON	1969-70
	24	ALEX DEBRINCAT	2017-18
	24	DOMINIK KAHUN	2018-19
22	23	HANK CIESLA	1955-56
	23	ERIC DAZE	1995-96
24	22	MIKE O'CONNELL	1978-79
	22	NICK SCHMALTZ	2016-17
	22	DARRYL SUTTER	1980-81
27	21	ALEX KALETA	2013-14
	21	TUOMO RUUTU	2003-04
29	20	GERRY PINDER	1969-70
	20	BRETT MCLEAN	2003-04
	20	DOUG WILSON	1977-78
	20	BRIAN NOONAN	1987-88

TRADITION

RECORDS

PLAYOFFS

HISTORY

PLAYERS

SINGLE-SEASON ROOKIE LEADERS

POINTS

RK	P	PLAYER	SEASON
1	90	STEVE LARMER	1982-83
2	77	ARTEMI PANARIN	2015-16
3	75	DENNIS SAVARD	1980-81
4	72	PATRICK KANE	2007-08
5	66	JEREMY ROENICK	1989-90
6	62	DARRYL SUTTER	1980-81
7	61	CONNOR BEDARD	2023-24
8	55	BILL HAY	1959-60
9	54	JONATHAN TOEWS	2007-08
10	53	ERIC DAZE	1995-96
	53	KRIS VERSTEEG	2008-09
12	52	ALEX DEBRINCAT	2017-18
13	51	TED BULLEY	1977-78
14	50	EDDIE OLCZYK	1984-85
15	49	BERT OLMSTEAD	1949-50
16	47	BOBBY HULL	1957-58
17	46	DOMINIK KUBALIK	2019-20
18	44	TUOMO RUUTU	2003-04
19	42	LARRY WILSON	1953-54
20	40	ED LITZENBERGER	1954-55
	40	REG KERR	1978-79
	40	DOUG CROSSMAN	1981-82
23	39	GERRY PINDER	1969-70
	39	TYLER ARNASON	2002-03
25	37	CLIFF KOROLL	1969-70
	37	BRYAN BICKELL	2010-11
	37	DOMINIK KAHUN	2018-19
28	36	PETE HORECK	1944-45
	36	DICK IRVIN	1926-27
30	34	RENE BOURQUE	2005-06
	34	DOUG WILSON	1977-78

POWER PLAY GOALS

RK	PPG	PLAYER	SEASON
1	14	DARRYL SUTTER	1980-81
2	13	STEVE LARMER	1982-83
3	12	RICH PRESTON	1979-80
4	10	TUOMO RUUTU	2003-04
5	8	ARTEMI PANARIN	2015-16
6	7	JONATHAN TOEWS	2007-08
	7	PATRICK KANE	2007-08
	7	DOUG CROSSMAN	1981-82
9	6	ALEX DEBRINCAT	2017-18
	6	SIX OTHER PLAYERS	

GAME-WINNING GOALS

RK	GWG	PLAYER	SEASON
1	9	STEVE LARMER	1982-83
2	7	ARTEMI PANARIN	2015-16
3	6	TYLER ARNASON	2002-03
4	5	RICH PRESTON	1979-80
5	5	TED BULLEY	1977-78
6	4	DARRYL SUTTER	1980-81
	4	JONATHAN TOEWS	2007-08
	4	PATRICK KANE	2007-08
	4	JEREMY ROENICK	1989-90
	4	REG KERR	1978-79
	4	RYAN HARTMAN	2016-17

PENALTY MINUTES

RK	PIM	PLAYER	SEASON
1	320	MIKE PELLUSO	1991-92
2	252	TERRY RUSKOWSKI	1979-80
3	214	ADAM BURISH	2007-08
4	174	DAN MALONEY	1970-71
5	156	PHIL RUSSELL	1972-73
6	152	JERRY KORAB	1970-71
7	143	REGGIE FLEMING	1960-61
8	142	TRAVIS MOEN	2003-04
9	141	TED BULLEY	1977-78
10	135	GORF HOLLINGWORTH	1954-55

TRADITION

RECORDS

PLAYOFFS

HISTORY

PLAYERS

ALL-TIME HAT TRICK LEADERS

NAME	3GG	4GG	5GG	TOT
BOBBY HULL	24	4	0	28
STAN MIKITA	14	2	0	16
DENIS SAVARD	11	0	0	11
STEVE LARMER	9	0	0	9
PATRICK KANE	9	0	0	9
DOUG BENTLEY	6	2	0	8
JIM PAPPIN	7	0	0	7
JEREMY ROENICK	4	2	0	6
AL SECORD	4	2	0	6
ERIC DAZE	5	1	0	6
TONY AMONTE	6	0	0	6
JONATHAN TOEWS	6	0	0	6
GRANT MULVEY	4	0	1	5
MAX BENTLEY	4	1	0	5
PIT MARTIN	4	1	0	5
BILL MOSIENKO	4	1	0	5
KEN WHARRAM	5	0	0	5
STEVE THOMAS	3	1	0	4
TROY MURRAY	4	0	0	4
PATRICK SHARP	4	0	0	4
ALEX DEBRINCAT	4	0	0	4
BERNIE NICHOLLS	1	2	0	3
BRIAN NOONAN	2	1	0	3
DARRYL SUTTER	2	1	0	3
PAUL THOMPSON	2	1	0	3
IVAN BOLDIREV	3	0	0	3
TED BULLY	3	0	0	3
MICHEL GOULET	3	0	0	3
CLIFF KOROLL	3	0	0	3
DARCY ROTA	3	0	0	3
ROY CONACHER	3	0	0	3
RICK VAIVE	3	0	0	3
JOHN GOTTSSELIG	1	1	0	2
FRANK INGRAM	1	1	0	2
ALEX KALETA	1	1	0	2
TYLER ARNASON	2	0	0	2
TOM COOK	2	0	0	2
CULLY DAHLSTROM	2	0	0	2
RED HAMILL	2	0	0	2
JEFF HAMILTON	2	0	0	2
DENNIS HULL	2	0	0	2
REG KERR	2	0	0	2
JOCELYN LEMIEUX	2	0	0	2
ED LITZENBERGER	2	0	0	2
TOM LYSIAK	2	0	0	2
DOUG MOHNS	2	0	0	2
DYLAN STROME	2	0	0	2
STEVE SULLIVAN	2	0	0	2
COLIN BLACKWELL	1	0	0	1
JASON DICKINSON	1	0	0	1
BRANDON HAGEL	1	0	0	1
TOTALS	238	29	1	268

ACTIVE PLAYER

BLACKHAWKS FOUR OR MORE GOAL GAMES

PLAYER	OPPONENT	DATE
FRANK INGRAM (4)	PHI OU	01/01/31
PAUL THOMPSON (4)	TOR	02/03/32
JOHN GOTTSSELIG (4)	@ NYA	01/09/36
MAX BENTLEY (4)	NYR	01/28/43
DOUG BENTLEY (4)	@ NYR	02/22/44
CLINT SMITH (4)	MTL	03/04/45
ALEX KALETA (4)	@ TOR	01/26/46
DOUG BENTLEY (4)	@ NYR	02/26/47
JIM CONACHER (4)	NYR	11/25/48
BILL MOSIENKO (4)	@ DET	11/27/48
JACK MCINTYRE (4)	@ TOR	11/17/56
BOBBY HULL (4)	TOR	02/21/60
BOBBY HULL (4)	@ DET	02/01/62
BOBBY HULL (4)	BOS	12/15/65
BOBBY HULL (4)	NYR	01/16/66
STAN MIKITA (4)	PIT	12/06/67
PIT MARTIN (4)	DET	03/30/69
STAN MIKITA (4)	STL	12/16/70
AL SECORD (4)	TOR	11/01/81
GRANT MULVEY (5)	STL	02/03/82
DARRYL SUTTER (4)	QUE	12/12/82
AL SECORD (4)	TOR	01/07/87
STEVE THOMAS (4)	NJD	03/22/90
JEREMY ROENICK (4)	@ NYI	12/07/91
BRIAN NOONAN (4)	DET	12/29/91
JEREMY ROENICK (4)	WPG	02/24/94
BERNIE NICHOLLS (4)	@ VAN	02/05/95
BERNIE NICHOLLS (4)	@ LA	02/28/95
ERIC DAZE (4)	@ FLA	03/15/98
MICHAEL NYLANDER (4)	@ BOS	12/04/99

MULTIPLE HAT TRICKS IN ONE GAME

PLAYER	OPP	DATE
DOUG BENTLEY, BILL THOMS	NYR	02/07/43
DOUG BENTLEY, MAX BENTLEY	@ NYR	02/26/47
BOBBY HULL, STAN MIKITA	@ BOS	01/31/63
KEN WHARRAM, STAN MIKITA	DET	02/18/68
AL SECORD, TROY MURRAY	PIT	01/01/86
STEVE SULLIVAN, ERIC DAZE	BOS	03/09/03
PATRICK KANE, BRANDON HAGEL	NJD	02/25/22

TRADITION

RECORDS

PLAYOFFS

HISTORY

PLAYERS

ALL-TIME HAT TRICKS

NO.	NAME	DATE	TEAM
1	GEORGE HAY	02/19/27	DET *
2	ART SOMERS	11/21/29	OTT
3	EARL MILLER	12/08/29	NYA
4	FRANK INGRAM	12/07/30	DET
5	FRANK INGRAM (4)	01/01/31	PHI QU
6	TOMMY COOK	02/05/31	PHI QU
7	PAUL THOMPSON (4)	02/03/32	TOR
8	TOMMY COOK	03/04/32	NYA
9	PAUL THOMPSON	01/01/33	MTL
10	BILL KENDALL	12/17/33	MTL
11	DOC ROMNES	03/05/35	NYA
12	JOHN GOTTSSELIG (4)	01/09/36	@ NYA
13	REGIS "PEP" KELLY	01/26/37	@ NYA
14	WILDER LAROCHELLE	01/28/37	@ MTL
15	PAUL THOMPSON	03/18/37	@ NYA
16	JOHN GOTTSSELIG	11/13/38	MTL
17	DOUG BENTLEY	12/04/41	MTL
18	RED HAMILL	01/08/42	MTL
19	RED HAMILL	11/08/42	DET
20	DOUG BENTLEY	11/19/42	DET
21	MAX BENTLEY	12/06/42	MTL
22	MAX BENTLEY (4)	01/28/43	NYR
23	DOUG BENTLEY	02/07/43	NYR
24	BILL THOMS	02/07/43	NYR
25	CULLY DAHLSTROM	11/14/43	NYR
26	DOUG BENTLEY	11/25/43	DET
27	FIDO PURPUR	12/05/43	NYR
28	BILL MOSIENKO	12/26/43	@ NYR
29	BILL MOSIENKO	01/13/44	@ NYR
30	DOUG BENTLEY (4)	02/22/44	@ NYR
31	CULLY DAHLSTROM	02/27/44	NYR
32	DOUG BENTLEY	03/28/44	DET
33	DOUG BENTLEY	03/30/44	DET
34	BILL MOSIENKO	11/26/44	DET
35	CLINT SMITH (4)	03/04/45	MTL
36	MAX BENTLEY	11/08/45	@ NYR
37	DOUG BENTLEY	12/23/45	DET
38	MAX BENTLEY	01/20/46	NYR
39	GEORGE GEE	01/23/46	MTL
40	ALEX KALETA (4)	01/26/46	@ TOR
41	PETE HORECK	03/13/46	DET
42	ALEX KALETA	11/16/46	@ NYR
43	DOUG BENTLEY (4)	02/26/47	@ NYR
44	MAX BENTLEY	02/26/47	@ NYR
45	ADAM BROWN	03/03/47	@ NYR
46	DOUG BENTLEY	12/25/47	@ BOS

NO.	NAME	DATE	TEAM
47	ROY CONACHER	02/05/48	@ MTL
48	GAYE STEWART	02/25/48	@ NYR
49	JIM CONACHER (4)	11/25/48	NYR
50	BILL MOSIENKO (4)	11/27/48	@ DET
51	ROY CONACHER	12/25/49	@ BOS
52	ROY CONACHER	03/22/50	@ BOS
53	BILL MOSIENKO	03/23/52	@ NYR
54	PETE CONACHER	03/19/54	BOS
55	ED LITZENBERGER	02/23/55	BOS **
56	NICK MICKOSKI	11/18/55	BOS
57	TONY LESWICK	03/08/56	NYR ***
58	JACK MCINTYRE (4)	11/17/56	@ TOR
59	JOHNNY WILSON	01/30/57	@ NYR
60	HEC LALANDE	02/27/57	@ NYR
61	ERIC NESTERENKO	03/02/58	TOR
62	ED LITZENBERGER	02/07/59	@ NYR
63	TED LINDSAY	02/22/59	TOR
64	BOBBY HULL	12/06/59	@ BOS
65	BOBBY HULL	12/20/59	TOR
66	BOBBY HULL	12/27/59	BOS
67	BOBBY HULL (4)	02/21/60	TOR
68	BOBBY HULL	10/09/60	NYR
69	BOBBY HULL	11/29/61	BOS
70	AB McDONALD	12/06/61	@ NYR
71	BOBBY HULL (4)	02/01/62	@ DET
72	BOBBY HULL	01/31/63	@ BOS
73	STAN MIKITA	01/31/63	@ BOS
74	BOBBY HULL	02/17/63	BOS
75	STAN MIKITA	02/21/63	@ DET
76	STAN MIKITA	02/24/63	BOS
77	BOBBY HULL	04/07/63	@ DET
78	STAN MIKITA	10/16/63	BOS
79	KEN WHARRAM	10/29/63	DET
80	BOBBY HULL	11/17/63	TOR
81	STAN MIKITA	12/11/63	@ NYR
82	BOBBY HULL	01/11/64	DET
83	KEN WHARRAM	03/01/64	MTL
84	BOBBY HULL	10/25/64	@ NYR
85	BOBBY HULL	11/15/64	TOR
86	BOBBY HULL	10/23/65	@ TOR
87	BOBBY HULL	11/07/65	TOR
88	STAN MIKITA	12/04/65	@ BOS
89	STAN MIKITA	12/05/65	@ NYR
90	BOBBY HULL (4)	12/15/65	BOS

*AT WINDSOR, ONTARIO.

**AT ST. PAUL, MINN.

***AT ST. LOUIS, MO.

ACTIVE PLAYER

TRADITION
RECORDS
PLAYOFFS
HISTORY
PLAYERS

ALL-TIME HAT TRICKS

NO.	NAME	DATE	TEAM				
91	KEN HODGE	01/15/66	@ MTL	144	DARCY ROTA	03/26/77	MIN
92	BOBBY HULL (2)	01/16/66	NYR	145	IVAN BOLDIREV	11/25/77	@ COL
93	STAN MIKITA	11/27/66	@ BOS	146	CLIFF KOROLL	01/18/78	WSH
94	DOUG MOHNS	12/08/66	@ BOS	147	GRANT MULVEY	03/22/78	@ WSH
95	BOBBY HULL	01/11/67	DET	148	DARCY ROTA	11/25/78	@ MTL
96	DOUG MOHNS	01/19/67	@ BOS	149	TED BULLEY	01/06/79	@ TOR
97	BOBBY HULL	02/11/67	@ TOR	150	IVAN BOLDIREV	02/17/79	@ STL
98	BOBBY HULL	03/01/67	NYR	151	GRANT MULVEY	03/29/79	NYI
99	BOBBY HULL	11/22/67	@ NYR	152	TED BULLEY	10/24/79	WPG
100	STAN MIKITA	11/25/67	@ MIN	153	GRANT MULVEY	12/23/79	NYI
101	STAN MIKITA (4)	12/06/67	PIT	154	TOM LYSIAK	10/19/80	WSH
102	CHICO MAKI	02/17/68	@DET	155	REG KERR	10/29/80	WPG
103	STAN MIKITA	02/18/68	DET	156	RON SEDLBAUER	11/23/80	HFD
104	KEN WHARRAM	02/18/68	DET	157	REG KERR	12/07/80	@ NYR
105	JIM PAPPIN	10/16/68	MIN	158	RICK PATERSON	01/28/81	VAN
106	BOBBY HULL	11/14/68	@ PIT	159	GRANT MULVEY	10/10/81	@ TOR
107	BOBBY HULL	12/08/68	BOS	160	DARRYL SUTTER	10/18/81	EDM
108	KEN WHARRAM	01/26/69	LAK	161	AL SECORD (4)	11/01/81	TOR
109	JIM PAPPIN	01/30/69	@ PHI	162	GRANT MULVEY (5)	02/03/82	STL
110	BOBBY HULL	02/20/69	@ LAK	163	TED BULLEY	02/13/82	@ TOR
111	KEN WHARRAM	03/26/69	NYR	164	DENIS SAVARD	04/19/82	STL
112	PIT MARTIN (4)	03/30/69	DET	165	STEVE LARMER	11/14/82	MIN
113	STAN MIKITA	11/09/69	TOR	166	DARRYL SUTTER (4)	12/12/82	QUE
114	CLIFF KOROLL	12/14/69	PHI	167	STEVE LARMER	12/18/82	@ TOR
115	JIM PAPPIN	02/01/70	MIN	168	TOM LYSIAK	01/12/83	EDM
116	STAN MIKITA	02/11/70	PIT	169	AL SECORD	02/12/83	@ MIN
117	PIT MARTIN	04/05/70	MTL	170	DENIS SAVARD	10/15/83	@ TOR
118	BOBBY HULL	11/22/70	CALIF	171	DENIS SAVARD	11/29/84	@ PIT
119	PIT MARTIN	12/06/70	TOR	172	DENIS SAVARD	12/09/84	TOR
120	STAN MIKITA (4)	12/16/70	STL	173	DENIS SAVARD	12/16/84	MIN
121	BOBBY HULL	02/06/71	@ MIN	174	DARRYL SUTTER	03/02/85	@ STL
122	BOBBY HULL	02/21/71	LAK	175	DENIS SAVARD	12/15/85	DET
123	JIM PAPPIN	04/11/71	@PHI	176	STEVE LUDZIK	12/28/85	@ WSH
124	BOBBY HULL	12/22/71	@ CALIF	177	AL SECORD	01/01/86	PIT
125	JIM PAPPIN	03/01/72	@ LAK	178	TROY MURRAY	01/01/86	PIT
126	BOBBY HULL	04/09/72	@PIT	179	CURT FRASER	02/13/86	TOR
127	DENNIS HULL	11/04/72	@ MIN	180	TROY MURRAY	02/19/86	MIN
128	DAN MALONEY	11/08/72	NYI	181	TROY MURRAY	02/27/86	@ LAK
129	PIT MARTIN	11/29/72	DET	182	STEVE LARMER	03/12/86	BUF
130	PIT MARTIN	04/04/73	STL	183	DENIS SAVARD	04/10/86	TOR
131	DICK REDMOND	04/04/73	STL	184	AL SECORD	11/01/86	@ MIN
NO.	NAME	DATE	TEAM	185	DENIS SAVARD	11/23/86	NJD
132	PIT MARTIN	05/10/73	MTL	186	AL SECORD (4)	01/07/87	TOR
133	STAN MIKITA	12/05/73	@ DET	187	DENIS SAVARD	03/18/87	@ TOR
134	DENNIS HULL	01/06/74	CALIF	188	DENIS SAVARD	04/05/87	TOR
135	PIT MARTIN	01/09/74	LAK	189	DENIS SAVARD	11/08/87	MIN
136	STAN MIKITA	02/10/74	PIT	190	WAYNE PRESLEY	11/11/87	DET
137	JIM PAPPIN	02/17/74	TOR	191	RICK VAIVE	11/18/87	MIN
138	DARCY ROTA	10/27/74	STL	192	STEVE THOMAS	01/08/88	TOR
139	JIM PAPPIN	02/12/75	BOS	193	DENIS SAVARD	01/17/88	WSH
140	JIM PAPPIN	02/22/75	WSH	194	RICK VAIVE	02/28/88	PIT
141	IVAN BOLDIREV	12/23/75	STL	195	STEVE LARMER	03/28/88	@ MIN
142	CLIFF KOROLL	03/16/76	@ KC	196	DENIS SAVARD	04/09/88	STL
143	DICK REDMOND	02/12/77	@ COL	197	RICK VAIVE	10/12/88	WPG

ACTIVE PLAYER

TRADITION
RECORDS
PLAYOFFS
HISTORY
PLAYERS

ALL-TIME HAT TRICKS

NO.	NAME	DATE	TEAM				
198	ADAM CREIGHTON	02/19/89	MTL	256	DUSTIN BYFUGLIEN	11/30/07	ARI
199	WAYNE PRESLEY	04/13/89	DET	257	JONATHAN TOEWS	02/27/09	PIT
200	TROY MURRAY	10/24/89	@ DET	258	PATRICK KANE	05/11/09	VAN
201	JEREMY ROENICK	12/23/89	@ TOR	259	ANDREW LADD	03/07/10	DET
202	DENIS SAVARD	12/30/89	HFD	260	DUSTIN BYFUGLIEN	05/05/10	@VAN
203	AL SECORD	01/11/90	@ PHI	261	JONATHAN TOEWS	05/07/10	@VAN
204	STEVE THOMAS	01/14/90	CGY	262	JONATHAN TOEWS	11/17/10	@ EDM
205	DIRK GRAHAM	02/08/90	@ DET	263	PATRICK SHARP	11/25/11	@ ANA
206	JOCELYN LEMIEUX	02/20/90	@ STL	264	VIKTOR STALBERG	01/10/12	CBJ
207	STEVE THOMAS (4)	03/22/90	NJD	265	PATRICK KANE	06/08/13	LAK
208	JEREMY ROENICK	10/11/90	PIT	266	JONATHAN TOEWS	10/29/13	OTT
209	STEVE LARMER	10/13/90	@ MIN	267	PATRICK SHARP	12/27/13**	COL
210	STEVE THOMAS	11/17/90	@ QUE	268	PATRICK SHARP	01/03/14	@ NJD
211	JEREMY ROENICK	12/16/90	MIN	269	PATRICK KANE	01/15/16	@ TOR
212	DOUG WILSON	01/26/91	TOR	270	ARTEM PANARIN	02/17/16	@ NYR
213	MICHEL GOULET	02/23/91	@ MIN	271	PATRICK KANE	04/03/16	BOS
214	STEVE LARMER	10/10/91	VAN	272	RICHARD PANIK	10/15/16	NSH
215	BRIAN NOONAN	12/05/91	LAK	273	RYAN HARTMAN	01/08/17	NSH
216	JEREMY ROENICK (4)	12/07/91	@ NYI	274	JONATHAN TOEWS	2/21/17	@ MIN
217	STEVE LARMER	12/08/91	MIN	275	PATRICK KANE	02/23/17	ARI
218	BRIAN NOONAN	12/27/91	WPG	276	PATRICK KANE	03/01/17	PIT
219	BRIAN NOONAN (4)	12/29/91	DET	277	BRANDON SAAO	10/05/17	PIT
220	DIRK GRAHAM	06/01/92	PIT	278	ARTEM ANISIMOV	11/15/17	NYR
221	JEREMY ROENICK	11/07/92	@ QUE	279	ALEX DEBRINCAT	11/27/17	ANA
222	MICHEL GOULET	11/08/92	PIT	280	ALEX DEBRINCAT	01/25/18	@ DET
223	STEVE LARMER	11/28/92	@ CGY	281	ALEX DEBRINCAT	03/18/18	STL
224	STEVE LARMER	12/23/92	@ OTT	282	JONATHAN TOEWS	10/06/18	@ STL
225	MICHEL GOULET	01/17/93	TOR	283	PATRICK KANE	12/27/18	MIN
226	BRIAN NOONAN	04/18/93	STL	284	JONATHAN TOEWS	01/20/19	WSH
227	JOCELYN LEMIEUX	01/02/94	WPG	285	ALEX DEBRINCAT	02/18/19	OTT
228	JEREMY ROENICK (4)	02/24/94	WPG	286	BRENDAN PERLINI	03/11/2019	ARI
229	TONY AMONTE	04/23/94	TOR	287	PATRICK KANE	12/15/2019	MIN
230	GARY SJTER	04/24/94	TOR	288	DOMINIK KUBALIK	02/27/2020	TBL
231	BERNIE NICHOLLS (4)	02/05/95	@ VAN	289	PIUS SJTER	01/24/2021	DET
232	BERNIE NICHOLLS (4)	02/28/95	@ LAK	290	PATRICK KANE	11/01/2021	OTT
233	BERNIE NICHOLLS	03/21/95	@ SJS	291	DYLAN STROME	01/26/22	@ DET
234	TONY AMONTE	02/22/96	STL*	292	PATRICK KANE	02/25/22	NJD
235	TONY AMONTE	11/30/96	@ LAK	293	BRANDON HAGEL	02/25/22	NJD
236	TONY AMONTE	03/16/97	NYI	294	DYLAN STROME	03/08/22	ANA
237	ALEX ZHAMNOV	04/11/97	CGY	295	PATRICK KANE	02/19/23	TOR
238	ERIC DAZE	04/13/97	@ DAL	296	TAYLOR RADDYSH	03/14/22	BOS
239	ERIC DAZE (4)	03/15/98	@ FLA	297	JASON DICKINSON	11/24/23	TOR
240	TONY AMONTE	11/28/98	@ CGY	298	COLIN BLACKWELL	03/10/24	ARI
241	TONY AMONTE	03/28/99	STL				
242	J.P. DUMONT	04/08/99	NYR				
243	MICHAEL NYLANDER (4)	12/04/99	@ BOS				
244	TONY AMONTE	03/12/00	@ TBL				
245	STEVE SULLIVAN	12/21/00	VAN				
246	ERIC DAZE	12/07/01	NYI				
247	ERIC DAZE	12/31/01	@ OTT				
248	ERIC DAZE	12/11/02	@ NYR				
249	TYLER ARNASON	12/28/02	@ SJS				
250	STEVE SULLIVAN	03/09/03	BOS				
251	ERIC DAZE	03/09/03	BOS				
252	TYLER ARNASON	03/19/04	VAN				
253	JEFF HAMILTON	12/02/06	@ NSH				
254	JEFF HAMILTON	03/10/07	@ PHX				
255	PATRICK SHARP	11/17/07	@ DET				

ACTIVE PLAYER * FIRST HAT TRICK AT UNITED CENTER.

** FIRST BIRTHDAY HAT TRICK IN FRANCHISE HISTORY.

TRADITION
RECORDS
PLAYOFFS
HISTORY
PLAYERS

SHUTOUTS FOR AND AGAINST

TRADITION
RECORDS
PLAYOFFS
HISTORY
PLAYERS

SEASON	HOME			ROAD		
	W	L	T	W	L	T
1926-27	2	2	0	3	3	0
1927-28	1	4	1	2	6	0
1928-29	1	9	2	2	9	0
1929-30	2	1	0	1	2	0
1930-31	5	1	0	6	1	1
1931-32	3	3	0	1	6	0
1932-33	2	2	2	0	5	1
1933-34	5	1	2	2	4	1
1934-35	5	1	0	3	5	0
1935-36	5	1	0	3	3	1
1936-37	1	3	0	2	2	2
1937-38	1	3	0	0	2	0
1938-39	3	5	0	2	2	0
1939-40	2	1	0	2	3	0
1940-41	2	3	0	1	0	0
1941-42	2	2	0	1	2	0
1942-43	1	0	0	0	2	0
1943-44	1	1	1	1	0	0
1944-45	2	0	1	0	1	1
1945-46	0	0	0	1	0	0
1946-47	0	0	1	0	2	0
1947-48	0	1	0	1	1	0
1948-49	0	2	0	0	0	0
1949-50	3	2	1	1	6	0
1950-51	1	2	0	1	2	1
1951-52	1	4	1	0	5	0
1952-53	5	4	1	0	5	0
1953-54	2	5	2	1	7	0
1954-55	0	3	0	0	4	0
1955-56	2	4	0	2	4	0
1956-57	2	4	1	0	6	0
1957-58	4	5	1	2	1	0
1958-59	0	0	0	1	3	0
1959-60	4	3	0	2	3	0
1960-61	4	1	0	2	2	0
1961-62	6	2	0	2	1	1
1962-63	1	1	1	3	1	0
1963-64	6	1	0	1	5	0
1964-65	5	1	0	1	2	1
1965-66	1	1	0	3	3	0
1966-67	4	2	0	2	2	0
1967-68	3	2	0	3	5	0
1968-69	1	0	0	4	2	0
1969-70	8	1	1	6	2	0
1970-71	4	0	0	2	0	0
1971-72	12	0	0	2	0	0
1972-73	3	1	0	1	2	0

SEASON	HOME			ROAD		
	W	L	T	W	L	T
1973-74	5	0	0	6	1	0
1974-75	7	0	0	0	3	0
1975-76	3	2	0	1	0	0
1976-77	1	2	0	1	5	0
1977-78	5	3	0	1	3	1
1978-79	2	2	0	2	0	0
1979-80	4	1	2	0	2	0
1980-81	0	1	0	0	1	0
1981-82	2	0	0	0	1	0
1982-83	4	0	0	1	0	0
1983-84	2	1	0	1	2	0
1984-85	1	0	0	1	1	0
1985-86	1	0	0	0	0	0
1986-87	1	0	0	0	1	0
1987-88	0	0	0	0	4	0
1988-89	0	0	0	0	3	0
1989-90	2	1	0	0	2	0
1990-91	2	1	0	2	2	0
1991-92	5	0	0	1	2	0
1992-93	6	1	0	3	2	0
1993-94	4	1	0	3	2	0
1994-95	1	0	0	3	1	0
1995-96	3	0	0	2	4	0
1996-97	2	6	0	1	1	0
1997-98	4	6	0	5	4	1
1998-99	3	0	0	1	4	0
1999-2000	2	3	0	2	1	0
2000-01	5	7	0	1	2	0
2001-02	4	1	0	2	2	0
2002-03	4	4	1	4	1	0
2003-04	4	3	0	0	4	0
2004-05	- SEASON CANCELED -					
2005-06	2	0	-	0	3	-
2006-07	2	4	-	1	2	-
2007-08	4	2	-	0	3	-
2008-09	3	2	-	3	3	-
2009-10	6	0	-	5	2	-
2010-11	3	2	-	2	2	-
2011-12	0	2	-	0	5	-
2012-13	2	0	-	5	0	-
2013-14	2	1	-	1	3	-
2014-15	2	4	-	3	4	-
2015-16	7	3	-	1	4	-
2016-17	3	2	-	1	5	-
2017-18	1	3	-	1	3	-
2018-19	1	0	-	1	3	-
2019-20	0	2	-	0	3	-
2020-21	1	0	-	3	1	-
2021-22	1	4	-	2	4	-
2022-23	2	1	-	0	8	-
2023-24	1	4	-	-	9	-
TOTALS	282	199	22	162	274	13

SHUTOUTS AND SCORELESS TIES

SHUTOUTS BY BLACKHAWKS GOALIES

RK.	NAME	SHUTOUTS
1	TONY ESPOSITO*	74
2	GLENN HALL	51
3	CHUCK GARDINER	42
4	ED BELFOUR	30
5	MIKE KARAKAS	28
	JOCELYN THIBAUT	28
7	COREY CRAWFORD**	26
8	AL ROLLINS	17
9	JEFF HACKETT	14
10	DENIS DEJORDY	13
11	MURRAY BANNERMAN	8
	LORNE CHABOT	8
13	CRISTOBAL HUET	7
	ANTTI NIEMI	7
15	PAUL GOODMAN	6
	NIKOLAI KHABIBULIN	6
	HUGH LEHMAN	6
18	FRANK BRIMSEK	5
	HARRY LUMLEY	5
	GARY SMITH	5
21	DAVE DRYDEN	4
	SAM LOPRESTI	4
	SCOTT DARLING	4
24	MARC-ANDRE FLEURY	3
	RAY EMERY**	3
	MICHAEL LEIGHTON	3
	ANTTI RAANTA	3
	MIKE VEISOR	3
29	CRAIG ANDERSON	2
	JACQUES CLOUTIER	2
	PATRICK LALIME	2
	KEVIN LANKINEN	2
	WARREN SKORODENSKI	2
	ALEX STALOCK	2
	MALCOLM SUBBAN	2
	CHRIS TERRERI	2
	JIMMY WAITE	2
38	HANK BASSEN	1
	PAUL BIBEAULT	1
	BRIAN BOUCHER	1
	EMILE FRANCIS	1
	BERT GARDINER	1
	DOMINIK HASEK	1
	PETR MRAZEK	1
	ADAM MUNRO	1
	JACK NORRIS	1
	STEVE PASSMORE	1
	BOB SAUVE	1
	MARTY TURCO	1

* TONY ESPOSITO AND MICHEL DUMAS SHARED A SHUTOUT ON 02/23/75 VS. ATL

** COREY CRAWFORD AND RAY EMERY SHARED A SHUTOUT ON 02/28/73 @ STL

ACTIVE PLAYER

BLACKHAWKS ALL-TIME SCORELESS TIES

DATE	OPPONENT	CHI GOALIE	OPP. GOALIE
11/26/27	DET	GARDINER	HOLMES
02/24/29	DET	GARDINER	DOLSON
02/28/29	NYR	GARDINER	ROACH
12/18/30	@ MTL	GARDINER	HAINSWORTH
12/18/32	@ NYA	GARDINER	WORTERS
01/05/33	BOS	GARDINER	THOMPSON
02/19/33	MTL MA	GARDINER	KERR
12/21/33	@ MTL MA	GARDINER	KERR
01/11/34	BOS	GARDINER	THOMPSON
02/22/34	NYA	GARDINER	WORTERS
11/14/35	@ DET	KARAKAS	SMITH
11/12/36	@ NYA	KARAKAS	WORTERS
12/08/36	@ NYR	KARAKAS	KERR
02/20/44	TOR	KARAKAS	BIBEAULT
01/07/45	@ NYR	KARAKAS	MCAULEY
02/18/45	MTL	KARAKAS	DURNAN
12/04/46	DET	BIBEAULT	LUMLEY
11/13/49	MTL	BRIMSEK	DURNAN
12/02/50	@ TOR	LUMLEY	ROLLINS/BRODA
01/31/52	BOS	LUMLEY	HENRY
03/15/53	DET	ROLLINS	SAWCHUK
11/01/53	BOS	ROLLINS	HENRY
03/05/54	NYR	ROLLINS	BOWER
03/03/57	TOR	ROLLINS	CHADWICK
12/28/57	BOS	HALL	SIMMONS
12/27/61	@ TOR	HALL	BOWER
10/13/62	DET	HALL	SAWCHUK
01/13/65	@ TOR	DEJORDY	BOWER
03/11/70	BOS	ESPOSITO	JOHNSTON
01/07/78	@ STL	ESPOSITO	MYRE
10/31/79	BUF	ESPOSITO	SAUVE
12/19/79	PIT	ESPOSITO	MILLEN
12/17/97	@ EDM	HACKETT	JOSEPH
01/08/03	ARI	LEIGHTON	BIERK

TRADITION

RECORDS

PLAYOFFS

HISTORY

PLAYERS

ALL-TIME SHUTOUTS

NO.	NAME	DATE	TEAM	SCORE	NO.	NAME	DATE	TEAM	SCORE
1	HUGH LEHMAN	12/11/26	@ MTL	3-0	58	MIKE KARAKAS	11/17/35	NYR	3-0
2	HUGH LEHMAN	12/25/26	DET	2-0	59	MIKE KARAKAS	12/01/35	MTL	1-0
3	HUGH LEHMAN	01/08/27	@ PIT PI	4-0	60	MIKE KARAKAS	12/08/35	BOS	1-0
4	HUGH LEHMAN	03/01/27	NYR	3-0	61	MIKE KARAKAS	12/25/35	@ DET	2-0
5	HUGH LEHMAN	03/13/27	@ BOS	4-0	62	MIKE KARAKAS	01/21/36	@ NYR	1-0
6	CHARLES GARDINER	11/26/27	DET	0-0 OT	63	MIKE KARAKAS	02/02/36	TOR	2-0
7	HUGH LEHMAN	01/18/28	DET	2-0	64	MIKE KARAKAS	02/25/36	@ MTL MA	2-0
8	CHARLES GARDINER	02/05/28	@ NYA	6-0	65	MIKE KARAKAS	03/08/36	MTL	2-0
9	CHARLES GARDINER	02/12/28	@ NYR	3-0	66	MIKE KARAKAS	11/12/36	@ NYA	0-0 OT
10	CHARLES GARDINER	12/27/28	@ NYA	2-0	67	MIKE KARAKAS	11/26/36	@ DET	2-0
11	CHARLES GARDINER	02/05/29	@ DET	1-0	68	MIKE KARAKAS	12/08/36	@ NYR	0-0 OT
12	CHARLES GARDINER	02/24/29	DET	0-0 OT	69	MIKE KARAKAS	01/21/37	NYR	2-0
13	CHARLES GARDINER	02/28/29	NYR	0-0 OT	70	MIKE KARAKAS	01/26/37	@ NYA	9-0
14	CHARLES GARDINER	03/09/29	PIT PI	1-0	71	MIKE KARAKAS	01/09/38	MTL MA	1-0
15	CHARLES GARDINER	11/24/29	DET	4-0	72	MIKE KARAKAS	11/05/38	@ TOR	2-0
16	CHARLES GARDINER	02/25/30	@ MTL	2-0	73	MIKE KARAKAS	11/27/38	@ NYR	1-0
17	CHARLES GARDINER	03/02/30	PIT PI	3-0	74	MIKE KARAKAS	12/11/38	NYA	4-0
18	CHARLES GARDINER	11/20/30	BOS	1-0	75	MIKE KARAKAS	12/18/38	NYR	5-0
19	CHARLES GARDINER	11/23/30	MTL	3-0	76	MIKE KARAKAS	01/08/39	TOR	1-0
20	CHARLES GARDINER	11/27/30	@ NYR	4-0	77	PAUL GOODMAN	01/01/40	DET	1-0
21	CHARLES GARDINER	11/29/30	@ OTT	3-0	78	PAUL GOODMAN	01/09/40	@ MTL	2-0
22	CHARLES GARDINER	12/18/30	@ MTL	0-0 OT	79	PAUL GOODMAN	02/09/40	@ DET	3-0
23	CHARLES GARDINER	01/08/31	@ PHI	4-0	80	PAUL GOODMAN	02/11/40	NYR	3-0
24	CHARLES GARDINER	01/11/31	@ NYR	2-0	81	PAUL GOODMAN	11/23/40	@ TOR	1-0
25	CHARLES GARDINER	01/13/31	@ NYA	1-0	82	PAUL GOODMAN	12/19/40	MTL	2-0
26	CHARLES GARDINER	01/15/31	BOS	2-0	83	SAM LOPRESTI	02/27/41	DET	1-0
27	CHARLES GARDINER	03/01/31	OTT	5-0	84	SAM LOPRESTI	11/06/41	BRK	1-0
28	CHARLES GARDINER	03/05/31	NYA	1-0	85	SAM LOPRESTI	12/20/41	@ TOR	2-0
29	CHARLES GARDINER	03/17/31	@ PHI	4-0	86	SAM LOPRESTI	02/15/42	BOS	2-0
30	CHARLES GARDINER	12/20/31	TOR	1-0 OT	87	BERT GARDINER	02/21/43	TOR	5-0
31	CHARLES GARDINER	01/21/32	@ NYA	1-0	88	MIKE KARAKAS	02/01/44	@ BOS	2-0
32	CHARLES GARDINER	02/03/32	TOR	7-0	89	MIKE KARAKAS	02/20/44	TOR	0-0
33	CHARLES GARDINER	03/20/32	BOS	1-0	90	MIKE KARAKAS	03/19/44	DET	2-0
34	CHARLES GARDINER	12/18/32	@ NYA	0-0 OT	91	MIKE KARAKAS	01/07/45	@ NYR	0-0
35	CHARLES GARDINER	01/05/33	BOS	0-0 OT	92	MIKE KARAKAS	01/21/45	TOR	4-0
36	CHARLES GARDINER	01/19/33	NYA	6-0	93	MIKE KARAKAS	02/18/45	MTL	0-0
37	CHARLES GARDINER	02/12/33	MTL	2-0	94	MIKE KARAKAS	02/21/45	BOS	5-0
38	CHARLES GARDINER	02/19/33	MTL MA	0-0 OT	95	MIKE KARAKAS	01/05/46	@ TOR	3-0
39	CHARLES GARDINER	11/12/33	NYR	1-0	96	PAUL BIBEALT	12/04/46	DET	0-0
40	CHARLES GARDINER	11/23/33	@ NYA	2-0	97	EMILE FRANCIS	02/11/48	@ BOS	3-0
41	CHARLES GARDINER	11/26/33	BOS	1-0	98	FRANK BRIMSEK	10/29/49	@ NYR	2-0
42	CHARLES GARDINER	12/14/33	DET	4-0	99	FRANK BRIMSEK	11/13/49	MTL	0-0
43	CHARLES GARDINER	12/21/33	@ MTL	0-0 OT	100	FRANK BRIMSEK	02/01/50	TOR	3-0
44	CHARLES GARDINER	01/11/34	BOS	0-0 OT	101	FRANK BRIMSEK	02/15/50	DET	3-0
45	CHARLES GARDINER	01/14/34	NYA	4-0	102	FRANK BRIMSEK	03/15/50	TOR	4-0
46	CHARLES GARDINER	01/28/34	TOR	2-0	103	HARRY LUMLEY	11/26/50	DET	5-0
47	CHARLES GARDINER	01/30/34	@ OTT	2-0	104	HARRY LUMLEY	12/02/50	@ TOR	0-0
48	CHARLES GARDINER	02/22/34	NYA	0-0 OT	105	HARRY LUMLEY	12/09/50	@ MTL	5-0
49	LORNE CHABOT	11/22/34	STL EA	1-0	106	HARRY LUMLEY	11/18/51	TOR	1-0
50	LORNE CHABOT	11/25/34	BOS	4-0	107	HARRY LUMLEY	01/31/52	BOS	0-0
51	LORNE CHABOT	12/09/34	NYR	4-0	108	AL ROLLINS	10/12/52	NYR	2-0
52	LORNE CHABOT	12/11/34	DET	4-0	109	AL ROLLINS	11/23/52	DET	3-0
53	LORNE CHABOT	01/05/35	@ BOS	6-0	110	AL ROLLINS	01/18/53	NYR	2-0
54	LORNE CHABOT	01/22/35	@ NYA	2-0	111	AL ROLLINS	02/22/53	BOS	2-0
55	LORNE CHABOT	02/14/35	@ DET	3-0	112	AL ROLLINS	02/27/53	BOS	3-0
56	LORNE CHABOT	03/03/35	@ MTL	3-0	113	AL ROLLINS	03/15/53	DET	0-0
57	MIKE KARAKAS	11/14/35	@ DET	0-0 OT	114	AL ROLLINS	10/31/53	MTL	1-0

TRADITION

RECORDS

PLAYOFFS

HISTORY

PLAYERS

ALL-TIME SHUTOUTS

NO.	NAME	DATE	TEAM	SCORE
115	AL ROLLINS	11/01/53	BOS	0-0
116	AL ROLLINS	12/06/53	@ DET	5-0
117	AL ROLLINS	03/05/54	NYR	0-0
118	AL ROLLINS	03/19/54	BOS	7-0
119	AL ROLLINS	10/25/55	BOS	2-0#
120	AL ROLLINS	11/11/55	TOR	2-0
121	AL ROLLINS	11/27/55	@ BOS	6-0
122	HANK BASSEN	01/12/56	@ BOS	5-0
123	AL ROLLINS	10/30/56	BOS	4-0
124	AL ROLLINS	12/30/56	TOR	2-0
125	AL ROLLINS	03/03/57	TOR	0-0
126	GLENN HALL	10/08/57	TOR	1-0
127	GLENN HALL	10/27/57	@ DET	3-0
128	GLENN HALL	10/29/57	DET	1-0
129	GLENN HALL	11/09/57	NYR	5-0
130	GLENN HALL	12/04/57	@ NYR	2-0
131	GLENN HALL	12/28/57	BOS	0-0
132	GLENN HALL	02/16/58	MTL	4-0
133	GLENN HALL	01/07/59	@ NYR	4-0
134	GLENN HALL	12/16/59	BOS	4-0
135	GLENN HALL	12/23/59	@ NYR	3-0
136	GLENN HALL	01/10/60	MTL	3-0
137	GLENN HALL	02/14/60	MTL	2-0
138	GLENN HALL	03/03/60	@ BOS	2-0
139	GLENN HALL	03/05/60	NYR	5-0
140	GLENN HALL	10/12/60	TOR	3-0
141	GLENN HALL	11/09/60	TOR	2-0
142	GLENN HALL	12/14/60	NYR	4-0
143	GLENN HALL	12/25/60	@ DET	3-0
144	GLENN HALL	12/31/60	@ DET	3-0
145	GLENN HALL	01/01/61	DET	3-0
146	GLENN HALL	11/07/61	TOR	6-0
147	GLENN HALL	11/15/61	DET	2-0
148	GLENN HALL	12/27/61	@ TOR	0-0
149	GLENN HALL	01/01/62	MTL	2-0
150	GLENN HALL	01/11/62	@ BOS	6-0
151	GLENN HALL	01/28/62	@ NYR	3-0
152	GLENN HALL	02/18/62	BOS	6-0
153	GLENN HALL	02/25/62	BOS	8-0
154	GLENN HALL	03/20/62	DET	3-0
155	GLENN HALL	10/13/62	DET	0-0
156	GLENN HALL	11/22/62	TOR	1-0
157	GLENN HALL	11/29/62	@ BOS	5-0
158	GLENN HALL	01/26/63	@ DET	3-0
159	GLENN HALL	03/14/63	@ BOS	2-0
160	GLENN HALL	11/02/63	@ TOR	2-0
161	GLENN HALL	11/17/63	TOR	6-0
162	GLENN HALL	11/28/63	TOR	2-0
163	GLENN HALL	12/08/63	MTL	3-0
164	GLENN HALL	12/29/63	TOR	2-0
165	GLENN HALL	02/23/64	BOS	2-0
166	GLENN HALL	03/17/64	NYR	4-0
167	GLENN HALL	10/14/64	BOS	3-0
168	DENIS DEJORDY	12/13/64	DET	5-0
169	DENIS DEJORDY	01/13/65	@ TOR	0-0
170	DENIS DEJORDY	01/31/65	MTL	3-0
171	GLENN HALL	02/13/65	@ NYR	3-0

NO.	NAME	DATE	TEAM	SCORE
172	GLENN HALL	02/21/65	BOS	7-0
173	GLENN HALL	03/07/65	MTL	7-0
174	GLENN HALL	10/23/65	@ TOR	4-0
175	GLENN HALL	11/07/65	TOR	9-0
176	GLENN HALL	11/27/65	@ NYR	1-0
177	GLENN HALL	12/29/65	@ NYR	3-0
178	GLENN HALL	11/24/66	MTL	5-0
179	DENIS DEJORDY	01/15/67	TOR	4-0
180	DENIS DEJORDY	02/05/67	@ BOS	5-0
181	DENIS DEJORDY	02/08/67	MTL	5-0
182	GLENN HALL	03/12/67	TOR	5-0
183	DENIS DEJORDY	04/02/67	@ NYR	8-0
184	DENIS DEJORDY	12/10/67	@ PHI	3-0
185	DENIS DEJORDY	12/17/67	TOR	2-0
186	DENIS DEJORDY	12/31/67	OAK	3-0
187	DAVE DRYDEN	02/21/68	@ OAK	1-0
188	DENIS DEJORDY	02/28/68	@ TOR	1-0
189	JACK NORRIS	03/10/68	TOR	4-0
190	DAVE DRYDEN	11/20/68	@ MIN	2-0
191	DAVE DRYDEN	11/24/68	MIN	6-0
192	DENIS DEJORDY	12/19/68	@ DET	2-0
193	DENIS DEJORDY	01/30/69	@ PHI	12-0
194	DAVE DRYDEN	02/15/69	@ PHI	3-0
195	TONY ESPOSITO	10/25/69	@ MTL	5-0
196	TONY ESPOSITO	11/09/69	TOR	9-0
197	TONY ESPOSITO	11/16/69	MTL	1-0
198	TONY ESPOSITO	11/26/69	LAK	6-0
199	TONY ESPOSITO	12/19/69	@ OAK	4-0
200	TONY ESPOSITO	12/21/69	STL	4-0
201	TONY ESPOSITO	12/27/69	@ PIT	3-0
202	TONY ESPOSITO	01/07/70	DET	7-0
203	TONY ESPOSITO	01/14/70	PIT	5-0
204	TONY ESPOSITO	01/17/70	@ BOS	1-0
205	TONY ESPOSITO	01/31/70	@ PHI	5-0
206	TONY ESPOSITO	03/11/70	BOS	0-0
207	TONY ESPOSITO	03/22/70	STL	1-0
208	TONY ESPOSITO	03/26/70	@ DET	1-0
209	TONY ESPOSITO	03/29/70	TOR	4-0
210	TONY ESPOSITO	10/24/70	@ TOR	1-0
211	TONY ESPOSITO	10/25/70	@ BUF	4-0
212	TONY ESPOSITO	11/22/70	CALIF	9-0
213	TONY ESPOSITO	01/21/71	DET	2-0
214	TONY ESPOSITO	02/07/71	PIT	1-0
215	TONY ESPOSITO	03/21/71	DET	2-0
216	TONY ESPOSITO	10/13/71	STL	1-0
217	TONY ESPOSITO	10/17/71	LAK	4-0
218	GARY SMITH	11/03/71	PHI	3-0
219	TONY ESPOSITO	11/17/71	VAN	3-0
220	GARY SMITH	12/05/71	LAK	7-0
221	GARY SMITH	12/19/71	STL	2-0
222	GARY SMITH	01/08/72	@ PIT	4-0
223	TONY ESPOSITO	01/19/72	CALIF	2-0
224	TONY ESPOSITO	01/23/72	TOR	4-0
225	TONY ESPOSITO	01/27/72	VAN	4-0
226	TONY ESPOSITO	02/06/72	MIN	5-0
227	TONY ESPOSITO	02/26/72	CALIF	3-0
228	TONY ESPOSITO	03/26/72	STL	4-0

AT ST. LOUIS, MO.

TRADITION
RECORDS
PLAYOFFS
HISTORY
PLAYERS

ALL-TIME SHUTOUTS

NO.	NAME	DATE	TEAM	SCORE
229	GARY SMITH	04/01/72	@ STL	2-0
230	TONY ESPOSITO	12/06/72	LAK	6-0
231	TONY ESPOSITO	12/17/72	LAK	2-0
232	TONY ESPOSITO	01/06/73	@ MIN	2-0
233	TONY ESPOSITO	03/24/73	ATL	7-0
234	TONY ESPOSITO	10/10/73	@ LAK	3-0
235	TONY ESPOSITO	10/17/73	VAN	5-0
236	TONY ESPOSITO	11/09/73	@ VAN	4-0
237	TONY ESPOSITO	11/11/73	@ LAK	3-0
238	TONY ESPOSITO	12/01/73	@ MTL	5-0
239	TONY ESPOSITO	02/03/74	STL	3-0
240	TONY ESPOSITO	02/08/74	@ ATL	3-0
241	TONY ESPOSITO	02/13/74	LAK	4-0
242	TONY ESPOSITO	02/16/74	@ NYI	4-0
243	TONY ESPOSITO	02/20/74	CALIF	3-0
244	MIKE VEISOR	03/24/74	MIN	6-0
245	TONY ESPOSITO	10/16/74	BOS	4-0
246	TONY ESPOSITO	10/20/74	MIN	6-0
247	TONY ESPOSITO	11/23/74	KC	6-0
248	TONY ESPOSITO	12/01/74	MIN	3-0
249	TONY ESPOSITO	12/22/74	TOR	3-0
250	TONY ESPOSITO	02/23/75	ATL	4-0*
251	TONY ESPOSITO	04/06/75	MIN	3-0
252	TONY ESPOSITO	10/12/75	VAN	3-0
253	TONY ESPOSITO	10/25/75	@ KC	4-0
254	TONY ESPOSITO	11/09/75	MIN	3-0
255	TONY ESPOSITO	01/18/76	PHI	2-0
256	TONY ESPOSITO	10/17/76	MIN	3-0
257	TONY ESPOSITO	01/22/77	@ DET	3-0
258	MIKE VEISOR	10/16/77	@ BUF	2-0
259	TONY ESPOSITO	10/23/77	STL	2-0
260	TONY ESPOSITO	12/18/77	ATL	3-0
261	MIKE VEISOR	12/28/77	TOR	4-0
262	TONY ESPOSITO	01/01/78	@ STL	0-0
263	TONY ESPOSITO	01/26/78	CLE	5-0
264	TONY ESPOSITO	04/01/78	DET	2-0
265	TONY ESPOSITO	01/10/79	LAK	3-0
266	TONY ESPOSITO	01/24/79	@ VAN	5-0
267	TONY ESPOSITO	03/02/79	@ COL	4-0
268	TONY ESPOSITO	03/25/79	COL	3-0
269	TONY ESPOSITO	10/24/79	WPG	4-0
270	TONY ESPOSITO	10/31/79	BUF	0-0
271	TONY ESPOSITO	11/21/79	WSH	4-0
272	TONY ESPOSITO	12/19/79	PIT	0-0
273	TONY ESPOSITO	12/23/79	NYI	8-0
274	TONY ESPOSITO	01/27/80	MIN	3-0
275	MURRAY BANNERMAN	10/11/81	CGY	3-0
276	TONY ESPOSITO	11/15/81	COL	10-0
277	MURRAY BANNERMAN	10/20/82	BUF	4-0
278	MURRAY BANNERMAN	11/21/82	DET	3-0
279	MURRAY BANNERMAN	02/01/83	@ STL	5-0
280	TONY ESPOSITO	03/27/83	DET	6-0
281	MURRAY BANNERMAN	03/30/83	MIN	5-0
282	MURRAY BANNERMAN	11/30/83	@ NYR	4-0
283	MURRAY BANNERMAN	01/08/84	VAN	2-0
284	TONY ESPOSITO	01/15/84	PIT	2-0
285	WARREN SKORODENSKI	11/17/84	@ HFD	7-0
286	WARREN SKORODENSKI	04/03/85	NYJ	5-0
287	MURRAY BANNERMAN	11/20/85	VAN	2-0

NO.	NAME	DATE	TEAM	SCORE
288	BOB SALVE	01/28/87	TOR	5-0
289	JACQUES CLOUTIER	10/15/89	DET	3-0
290	JACQUES CLOUTIER	10/29/89	WSH	1-0
291	ED BELFOUR	10/18/90	TOR	3-0
292	ED BELFOUR	12/31/90	@ DET	4-0
293	ED BELFOUR	01/28/91	@ VAN	1-0
294	ED BELFOUR	03/03/91	VAN	8-0
295	ED BELFOUR	11/10/91	HFD	3-0
296	ED BELFOUR	11/14/91	TOR	3-0
297	DOMINIK HASEK	01/09/92	TOR	2-0
298	ED BELFOUR	01/16/92	TOR	4-0
299	ED BELFOUR	01/25/92	@ MIN	2-0
300	ED BELFOUR	03/08/92	BOS	4-0
301	JIMMY WAITE	10/10/92	@ STL	3-0
302	ED BELFOUR	11/05/92	TOR	1-0
303	ED BELFOUR	11/12/92	STL	1-0
304	JIMMY WAITE	12/06/92	MTL	2-0
305	ED BELFOUR	12/12/92	@ MIN	3-0
306	ED BELFOUR	12/20/92	MIN	4-0
307	ED BELFOUR	12/31/92	TBL	5-0
308	ED BELFOUR	03/16/93	@ CGY	1-0
309	ED BELFOUR	03/28/93	HFD	3-0
310	ED BELFOUR	11/07/93	EDM	3-0
311	ED BELFOUR	12/19/93	ANA	2-0
312	ED BELFOUR	01/13/94	TBL	1-0
313	ED BELFOUR	01/25/94	@ DET	5-0
314	ED BELFOUR	01/31/94	@ OTT	1-0
315	ED BELFOUR	03/08/94	ANA	3-0
316	ED BELFOUR	03/09/94	@ LAK	4-0**
317	ED BELFOUR	02/01/95	@ EDM	7-0
318	ED BELFOUR	02/07/95	@ ANA	3-0
319	ED BELFOUR	02/09/95	@ STL	5-0
320	ED BELFOUR	03/05/95	ANA	3-0
321	ED BELFOUR	04/30/95	@ DET	4-0
322	JEFF HACKETT	12/23/95	@ DAL	2-0
323	JEFF HACKETT	12/31/95	NYJ	5-0
324	JEFF HACKETT	01/12/96	ANA	3-0
325	ED BELFOUR	01/31/96	@ EDM	4-0
326	JEFF HACKETT	02/15/96	BOS	3-0
327	ED BELFOUR	11/10/96	OTT	2-0
328	JEFF HACKETT	02/15/97	NYR	2-0
329	JEFF HACKETT	03/02/97	@ ARI	4-0
330	CHRIS TERRUERI	10/22/97	@ NYR	1-0
331	CHRIS TERRUERI	10/29/97	VAN	3-0
332	JEFF HACKETT	11/19/97	@ ANA	4-0
333	JEFF HACKETT	12/17/97	@ EDM	0-0
334	JEFF HACKETT	12/20/97	@ VAN	5-0
335	JEFF HACKETT	12/28/97	ANA	2-0
336	JEFF HACKETT	01/29/98	@ SJS	3-0
337	JEFF HACKETT	02/28/98	@ COL	4-0
338	JEFF HACKETT	03/19/98	MTL	1-0
339	JEFF HACKETT	03/22/98	BOS	1-0
340	JOCELYN THIBAUT	12/31/98	NYI	1-0
341	JOCELYN THIBAUT	01/21/99	MTL	3-0
342	JOCELYN THIBAUT	02/17/99	VAN	4-0
343	JOCELYN THIBAUT	03/06/99	@ SJS	4-0
344	JOCELYN THIBAUT	10/27/99	@ MTL	1-0
345	STEVE PASSMORE	11/12/99	NYI	5-0
346	JOCELYN THIBAUT	03/21/00	@ ARI	3-0

TRADITION
RECORDS
PLAYOFFS
HISTORY
PLAYERS

ALL-TIME SHUTOUTS

NO.	NAME	DATE	TEAM	SCORE
347	JOCELYN THIBAUT	03/30/00	TOR	4-0
348	JOCELYN THIBAUT	12/03/00	CBJ	5-0
349	JOCELYN THIBAUT	12/16/00	@ NSH	3-0
350	JOCELYN THIBAUT	01/03/01	VAN	6-0
351	JOCELYN THIBAUT	01/17/01	FLA	5-0
352	JOCELYN THIBAUT	02/18/01	LAK	3-0
353	JOCELYN THIBAUT	02/23/01	ATL	1-0
354	JOCELYN THIBAUT	10/11/01	ARI	3-0
355	JOCELYN THIBAUT	12/17/01	@ DET	2-0
356	JOCELYN THIBAUT	01/04/02	TBL	2-0
357	JOCELYN THIBAUT	01/06/02	PIT	2-0
358	JOCELYN THIBAUT	01/16/02	@ FLA	3-0
359	JOCELYN THIBAUT	04/14/02	CBJ	2-0
360	JOCELYN THIBAUT	10/13/02	BUF	3-0
361	JOCELYN THIBAUT	01/05/02	@ DET	2-0
362	JOCELYN THIBAUT	11/07/02	ATL	5-0
363	JOCELYN THIBAUT	12/04/02	OTT	1-0
364	JOCELYN THIBAUT	12/30/02	@ LA	2-0
365	MICHAEL LEIGHTON	01/08/03	ARI	0-0
366	JOCELYN THIBAUT	01/12/03	NSH	2-0
367	JOCELYN THIBAUT	02/08/03	@ EDM	3-0
368	JOCELYN THIBAUT	03/14/03	@ ARI	4-0
369	JOCELYN THIBAUT	10/08/03	MIN	1-0
370	MICHAEL LEIGHTON	12/23/03	STL	3-0
371	MICHAEL LEIGHTON	12/28/03	DET	3-0
372	CRAIG ANDERSON	01/22/04	CBJ	7-0
373	ADAM MUNRO	01/26/06	CGY	2-0
374	CRAIG ANDERSON	03/01/06	NSH	3-0
375	BRIAN BOUCHER	11/12/06	CBJ	1-0
376	PATRICK LALIME	02/07/07	@ VAN	3-0
377	NIKOLAI KHABIBULIN	03/06/07	LAK	3-0
378	NIKOLAI KHABIBULIN	02/20/08	MIN	3-0
379	PATRICK LALIME	02/27/08	ARI	1-0
380	COREY CRAWFORD	03/05/08	ANA	3-0
381	NIKOLAI KHABIBULIN	03/19/08	WSH	5-0
382	NIKOLAI KHABIBULIN	10/22/08	EDM	3-0
383	CRISTOBAL HUET	12/10/08	OTT	2-0
384	CRISTOBAL HUET	01/06/09	@ ARI	6-0
385	CRISTOBAL HUET	02/19/09	@ FLA	4-0
386	NIKOLAI KHABIBULIN	04/05/09	@ CBJ	1-0
387	NIKOLAI KHABIBULIN	04/12/09	DET	3-0
388	ANTTI NIEMI	10/03/09	@ FLA	4-0
389	CRISTOBAL HUET	10/24/09	NSH	2-0
390	ANTTI NIEMI	11/22/09	@ VAN	1-0
391	ANTTI NIEMI	12/13/09	TBL	4-0
392	CRISTOBAL HUET	12/16/09	STL	3-0

NO.	NAME	DATE	TEAM	SCORE
393	CRISTOBAL HUET	12/20/09	DET	3-0
394	ANTTI NIEMI	12/23/09	@ DET	3-0
395	CRISTOBAL HUET	01/14/10	CBJ	3-0
396	ANTTI NIEMI	03/18/10	@ LAK	3-0
397	ANTTI NIEMI	03/23/10	ARI	2-0
398	ANTTI NIEMI	03/31/10	@ MIN	4-0
399	MARTY TURCO	11/17/10	@ EDM	5-0
400	COREY CRAWFORD	01/09/11	NVI	5-0
401	COREY CRAWFORD	01/12/11	COL	4-0
402	COREY CRAWFORD	02/24/11	@ NSH	3-0
403	COREY CRAWFORD	03/23/11	FLA	4-0
404	COREY CRAWFORD	02/10/13	@ NSH	3-0
405	COREY CRAWFORD	02/24/13	CBJ	1-0
406	COREY CRAWFORD	02/28/13	@ STL	3-0
407	RAY EMERY	03/26/13	CGY	2-0
408	RAY EMERY	04/06/13	@ NSH	1-0
409	RAY EMERY	04/09/13	@ MIN	1-0
410	COREY CRAWFORD	04/14/13	@ STL	2-0
411	ANTTI RAANTA	12/30/13	LAK	1-0
412	COREY CRAWFORD	02/05/14	@ ANA	2-0
413	COREY CRAWFORD	03/19/14	STL	4-0
414	ANTTI RAANTA	10/21/14	PHI	4-0
415	COREY CRAWFORD	11/04/14	@ MTL	5-0
416	ANTTI RAANTA	12/21/14	TOR	4-0
417	COREY CRAWFORD	02/26/15	@ FLA	3-0
418	SCOTT DARLING	03/18/15	@ NYR	1-0
419	COREY CRAWFORD	10/24/15 T	BL	1-0
420	COREY CRAWFORD	10/26/15	ANA	1-0
421	COREY CRAWFORD	12/11/15	WPG	2-0
422	COREY CRAWFORD	12/13/15	VAN	4-0
423	COREY CRAWFORD	12/17/15	EDM	4-0
424	COREY CRAWFORD	01/03/16	OTT	3-0
425	COREY CRAWFORD	01/24/16	STL	2-0
426	SCOTT DARLING	03/18/16	@ WPG	4-0
427	COREY CRAWFORD	10/30/16	LAK	3-0
428	COREY CRAWFORD	11/03/16	COL	4-0
429	SCOTT DARLING	12/06/16	ARI	4-0
430	SCOTT DARLING	01/20/17	@ BOS	1-0
431	COREY CRAWFORD	11/01/17	PHI	3-0
432	COREY CRAWFORD	11/04/17	@ MIN	2-0
433	COREY CRAWFORD	11/14/18	STL	1-0
434	COREY CRAWFORD	3/16/19	@ MTL	2-0
435	COREY CRAWFORD	11/26/19	DAL	3-0
436	KEVIN LANKINEN	2/17/21	DET	2-0
437	MALCOLM SUBBAN	2/25/21	CBJ	2-0
438	KEVIN LANKINEN	3/25/21	FLA	3-0
439	MALCOLM SUBBAN	4/17/21	DET	4-0
440	MARC-ANDRE FLEURY	11/21/21	VAN	1-0
441	MARC-ANDRE FLEURY	12/9/21	MON	2-0
442	MARC-ANDRE FLEURY	1/15/22	ANA	3-0
443	ALEX STALOCK	1/6/23	ARI	2-0
444	ALEX STALOCK	3/6/23	OTT	5-0
445	PETR MRAZEK	12/17/23	ANA	1-0

ACTIVE PLAYER

TRADITION

RECORDS

PLAYOFFS

HISTORY

PLAYERS

PENALTY SHOTS FOR AND AGAINST

PENALTY SHOTS: AGAINST

PLAYER	DATE
EARL ROBINSON	12/16/34
CHARLIE CONACHER	12/22/34
BERT CONNOLLY	01/24/35
KING CLANCY	11/14/36
ALEX SHIBICKY	02/01/38
JOHN GALLAGHER	03/15/38
MUD BRUNETEAU	11/24/38
PAT EGAN	03/05/42
BEP GUIDOLIN	11/30/43
MAURICE RICHARD	03/17/45
SYL APPS	03/06/46
MAURICE RICHARD	01/01/52
LARRY LEACH	11/08/59
BRUCE MacGREGOR	01/31/62
J.C. TREMBLAY	02/17/62
JOHN BUCYK	11/01/62
MURRAY OLIVER	01/16/63
DOUG BARKLEY	11/20/63
FORBES KENNEDY	12/22/63
BOBBY ROUSSEAU	01/12/64
DEAN PRENTICE	12/27/64
FRANK MAHOVLICH	11/23/66
NORM ULLMAN	01/05/67
BOB DILLABOUGH	02/25/67
MIKE WALTON	03/10/68
BUSTER HARVEY	10/14/73
GREG POLIS	04/06/74
DENNIS MARIUK	01/14/76
BOB NEVIN	02/11/76
BERNIE FEDERKO	02/17/79
PERRY TURNBULL	10/23/82
GREG TERRION	10/15/83
GILBERT PERREAULT	11/25/83
GREG TERRION	01/14/84
ANDY BRICKLEY	11/29/84
ROB RAMAGE	02/03/85
DEAN EVASON	01/13/88
STEVE TUTTLE	02/05/89
GREG ADAMS	12/10/89
JOE KOCCUR	11/29/90
STEVE MALTAIS	02/25/93
PHILIPPE BOZON	04/03/93
RANDY WOOD	01/11/94
STEVE LARMER	01/16/94
ROMAN OKSUTA	02/04/94
MARK HOWE	03/22/94
BRETT HULL	01/04/96
GEOFF COURTNALL	12/13/96
ADAM DEADMARSH	03/01/97
ROB ZAMUNER	10/09/97
MATS SUNDIN	01/10/98
DAVID VYBORNY	10/15/00
SERGEI BRYLIN	03/20/02
MARIAN GABORIK	02/05/03
MIKE KNUBLE	03/09/03
MIKE JOHNSON	03/14/03
ESA PIIRNES	10/12/03
MILAN HEJDUK	01/11/04

TOTAL ATTEMPTS: 114

TOTAL GOALS: 35 (35.1%)

OPPONENT	GOALIE	RESULT
MTL MAROONS	LORNE CHABOT	GOAL
@ Toronto	LORNE CHABOT	NO GOAL
@ NY Rangers	LORNE CHABOT	NO GOAL
@ Toronto	MIKE KARAKAS	GOAL
@ NY Rangers	MIKE KARAKAS	GOAL
@ NY Americans	MIKE KARAKAS	NO GOAL
@ DETROIT	MIKE KARAKAS	NO GOAL
@ NY Americans	SAM LOPRESTI	GOAL
@ Boston	HEC HIGHTON	NO GOAL
@ Montreal	DOUG STEVENSON	NO GOAL
TORONTO	MIKE KARAKAS	GOAL
MONTREAL	HARRY LUMLEY	GOAL*
@ Boston	GLENN HALL	NO GOAL
DETROIT	GLENN HALL	NO GOAL
@ Montreal	GLENN HALL	NO GOAL
@ Boston	GLENN HALL	NO GOAL
BOSTON	GLENN HALL	NO GOAL
DETROIT	GLENN HALL	GOAL
@ Boston	GLENN HALL	NO GOAL
MONTREAL	GLENN HALL	NO GOAL
BOSTON	DENIS DEJORDY	GOAL
@ Toronto	GLENN HALL	GOAL
@ Detroit	GLENN HALL	GOAL
BOSTON	GLENN HALL	NO GOAL
TORONTO	JACK NORRIS	NO GOAL
MINNESOTA	TONY ESPOSITO	NO GOAL
@ St. Louis	MIKE VEISOR	GOAL
@ California	TONY ESPOSITO	NO GOAL
LOS ANGELES	TONY ESPOSITO	GOAL
@ St. Louis	TONY ESPOSITO	NO GOAL
@ St. Louis	MURRAY BANNERMAN	NO GOAL
@ Toronto	TONY ESPOSITO	GOAL
@ Buffalo	MURRAY BANNERMAN	GOAL
@ Toronto	MURRAY BANNERMAN	NO GOAL
@ Pittsburgh	MURRAY BANNERMAN	NO GOAL
ST. LOUIS	MURRAY BANNERMAN	NO GOAL
HARTFORD	DARREN PANG	NO GOAL
ST. LOUIS	ALAIN CHEVRIER	NO GOAL
VANCOUVER	JACQUES CLOUTIER	NO GOAL
DETROIT	JACQUES CLOUTIER	GOAL
@ Tampa Bay	ED BELFOUR	NO GOAL
@ St. Louis	ED BELFOUR	GOAL
BUFFALO	JEFF HACKETT	GOAL
NY RANGERS	ED BELFOUR	GOAL
@ Edmonton	ED BELFOUR	NO GOAL
@ Detroit	ED BELFOUR	NO GOAL
ST. LOUIS	JEFF HACKETT	NO GOAL
@ St. Louis	JEFF HACKETT	GOAL
@ Colorado	JEFF HACKETT	GOAL
TAMPA BAY	CHRIS TERRERI	NO GOAL
@ Toronto	ANDREI TREFILOV	NO GOAL
COLUMBUS	ROBBIE TALLAS	GOAL
NEW JERSEY	JOCELYN THIBAUT	NO GOAL
MINNESOTA	JOCELYN THIBAUT	NO GOAL
BOSTON	JOCELYN THIBAUT	GOAL
@ PHOENIX	JOCELYN THIBAUT	NO GOAL
LOS ANGELES	JOCELYN THIBAUT	NO GOAL
COLORADO	MICHAEL LEIGHTON	GOAL

TRADITION

RECORDS

PLAYOFFS

HISTORY

PLAYERS

PENALTY SHOTS FOR AND AGAINST

PENALTY SHOTS: AGAINST

PLAYER	DATE
ALEX ZHAMNOV	02/24/04
IVAN NOVOSELTSEV	04/03/04
JAY MCCLEMENT	10/11/05
ROBERT LANG	11/01/05
DOUG WEIGHT	12/16/05
JARKKO RUUTU	01/05/06
ALEXANDRE BURROWS	01/05/06
STEVE SULLIVAN	01/08/06
DAN FRITSCHÉ	03/15/06
NIKLAS HAGMAN	10/20/06
JARRET STOLL	12/10/06
RICK NASH	12/31/06
BILL GUERIN	03/13/07
MARK STREIT	01/08/08
DANIEL SEDIN	02/10/08
MATT STAJAN	11/22/08
RICK NASH	04/08/09
MATTHEW LOMBARDI	03/20/10
JAKUB VORACEK	03/25/10
BRAD BOYES	04/07/10
TEEMU SELANNE	01/02/11
MIKHAIL GRABOVSKI	03/05/11
ERIC STAAL	10/28/11
MIKE RICHARDS	12/28/11
RYAN GARBUTT	01/24/13
JONATHAN HUBERDEAU	10/22/13
T.J. GALLIARDI	11/03/13
SAM GAGNER	11/10/13
ALEX CHIASSON	11/29/13
ANTOINE ROUSSEL	12/03/13
DUSTIN BROWN	12/30/13
NINO NIEDERREITER	12/16/14
JASON ZUCKER	01/11/15
DEREK MACKENZIE	02/24/15
RADEK FAKSA	11/30/17
JACK EICHEL	12/08/17
JESPER BRATT	12/23/17
WILLIAM NYLANDER	1/24/18
MARK SCHEIFELE	04/01/19
JONATHAN MARCHESSAULT	11/13/19
MATTIAS JANMARK	02/23/20
OLIVER BJORKSTRAND	02/23/21
COLTON SISSONS	04/03/21
JARED MCCANN	01/17/22
DYLAN LARKIN	03/08/23
DAVID PASTRNAK	03/14/23
MATT DUCHENE	03/16/23

TOTAL ATTEMPTS: 114

OPPONENT
@ Philadelphia
@ Arizona
@ St. Louis
@ Detroit
ST. LOUIS
VANCOUVER
VANCOUVER
NASHVILLE
COLUMBUS
@ Dallas
EDMONTON
@ Columbus
@ San Jose
@ Montreal
@ Vancouver
@ Toronto
COLUMBUS
@ Arizona
@ Columbus
ST. LOUIS
@ Anaheim
@ Toronto
@ Carolina
LOS ANGELES
@ Dallas
@ Florida
CALGARY
EDMONTON
@ Dallas
DALLAS
LOS ANGELES
MINNESOTA
MINNESOTA
FLORIDA
DALLAS
BUFFALO
NEW JERSEY
TORONTO
WINNIPEG
@ VEGAS
@ DALLAS
COLUMBUS
NASHVILLE
SEATTLE
DETROIT
BOSTON
NASHVILLE

TOTAL GOALS: 35 (35.1%)

GOALIE	RESULT
MICHAEL LEIGHTON	NO GOAL
ADAM MUNRO	NO GOAL
NIKOLAI KHABIBULIN	GOAL
NIKOLAI KHABIBULIN	NO GOAL
NIKOLAI KHABIBULIN	NO GOAL
CRAIG ANDERSON	GOAL
CRAIG ANDERSON	NO GOAL
CRAIG ANDERSON	GOAL
NIKOLAI KHABIBULIN	NO GOAL
BRIAN BOUCHER	NO GOAL
NIKOLAI KHABIBULIN	GOAL
NIKOLAI KHABIBULIN	NO GOAL
PATRICK LALIME	GOAL
PATRICK LALIME	NO GOAL
NIKOLAI KHABIBULIN	NO GOAL
NIKOLAI KHABIBULIN	NO GOAL
ANTTI NIEMI	NO GOAL
CRISTOBAL HUET	GOAL
ANTTI NIEMI	GOAL
COREY CRAWFORD	NO GOAL
COREY CRAWFORD	NO GOAL
COREY CRAWFORD	NO GOAL
COREY CRAWFORD	NO GOAL
COREY CRAWFORD	NO GOAL
COREY CRAWFORD	NO GOAL
COREY CRAWFORD	NO GOAL
COREY CRAWFORD	NO GOAL
COREY CRAWFORD	NO GOAL
COREY CRAWFORD	GOAL
ANTTI RAANTA	NO GOAL
ANTTI RAANTA	GOAL
COREY CRAWFORD	NO GOAL
SCOTT DARLING	NO GOAL
COREY CRAWFORD	GOAL
COREY CRAWFORD	NO GOAL
ANTON FORSBERG	GOAL
JEFF GLASS	NO GOAL
COREY CRAWFORD	NO GOAL
COREY CRAWFORD	NO GOAL
COREY CRAWFORD	NO GOAL
KEVIN LANKINEN	NO GOAL
KEVIN LANKINEN	GOAL
MARC-ANDRE FLEURY	NO GOAL
ALEX STALOCK	NO GOAL
ALEX STALOCK	NO GOAL
ALEX STALOCK	NO GOAL

TRADITION
RECORDS
PLAYOFFS
HISTORY
PLAYERS

PENALTY SHOTS FOR AND AGAINST

PENALTY SHOTS: FOR

PLAYER	DATE
PAUL THOMPSON	01/01/36
PAUL THOMPSON	02/23/36
PAUL THOMPSON	02/01/38
JOFFRE DESILETS	12/25/39
JOE COOPER	12/04/41
MAX BENTLEY	02/01/42
JIM CONACHER	12/04/48
CHICO MAKI	12/15/68
JIM PAPPIN	11/27/71
STAN MIKITA	03/15/72
PIT MARTIN	11/08/72
JIM PAPPIN	10/23/74
STAN MIKITA	10/23/74
CLIFF KOROLL	10/24/76
ALAIN DAIGLE	11/21/76
GLEN SHARPLEY	02/12/81
DENIS SAVARD	01/10/82
DENIS SAVARD	01/04/83
RICK PATERSON	10/15/83
BILL GARDNER	10/13/84
DENIS SAVARD	10/23/84
DOUG WILSON	01/13/85
DENIS SAVARD	03/10/85
DENIS SAVARD	12/15/85
TROY MURRAY	12/30/87
DENIS SAVARD	02/03/88
STEVE LARMER	02/22/89
DAVE MANSON	01/24/91
WAYNE PRESLEY	02/09/91
MICHEL GOULET	02/26/91
BRYAN MARCHMENT	12/31/92
JEREMY ROENICK	03/07/95
DIRK GRAHAM	03/09/95
JIM CUMMINS	04/07/96
TONY AMONTE	02/01/98
TODD WHITE	02/26/99
DOUG GILMOUR	10/16/99
ALEX ZHAMNOV	03/22/01
KYLE CALDER	12/01/01
ALEX ZHAMNOV	12/30/01
STEVE SULLIVAN	11/15/02
ALEX ZHAMNOV	12/13/02
STEVE SULLIVAN	02/25/03
DUNCAN KEITH	03/30/07
PATRICK SHARP	12/22/07
PATRICK KANE	01/09/08
RENE BOURQUE	01/19/08
ROBERT LANG	03/11/08
PATRICK SHARP	11/12/08
JONATHAN TOEWS	03/20/09
PATRICK SHARP	03/29/09
DUSTIN BYFUGLIEN	04/11/09
PATRICK SHARP	10/14/09
TROY BROUWER	12/13/09
PATRICK KANE	01/21/10
JACK SKILLE	12/26/10
VIKTOR STALBERG	01/05/11
MARIAN HOSSA	01/23/11

TOTAL ATTEMPTS: 77

TOTAL GOALS: 18 (22.6%)

OPPONENT	GOALIE	RESULT
DETROIT	NORM SMITH	GOAL
TORONTO	GEORGE HAINSWORTH	GOAL
@ NY Rangers	DAVE KERR	NO GOAL
@ Boston	FRANK BRIMSİK	NO GOAL
MONTREAL	BERT GARDINER	GOAL
MONTREAL	PAUL BIBEALUT	NO GOAL
@ Toronto	TURK BRODA	NO GOAL
OAKLAND	GARY SMITH	NO GOAL
@ Toronto	BERNIE PARENT	NO GOAL
NY RANGERS	ED GIACOMIN	NO GOAL
NY ISLANDERS	GERRY DESJARDINS	NO GOAL
WASHINGTON	MICHEL BELHUMUER	NO GOAL
WASHINGTON	MICHEL BELHUMUER	NO GOAL
ST. LOUIS	ED JOHNSTON	GOAL
@ Pittsburgh	DUNC WILSON	NO GOAL
LOS ANGELES	MARIO LESSARD	NO GOAL
VANCOUVER	RICHARD BRODEUR	NO GOAL
@ ST. LOUIS	MIKE LIUT	GOAL
@TORONTO	MIKE PALMATEER	NO GOAL
@ NY Islanders	KELLY HRUDEY	GOAL
CALGARY	DON EDWARDS	NO GOAL
NY ISLANDERS	BILL SMITH	NO GOAL
MINNESOTA	ROLAND MELANSON	NO GOAL
DETROIT	GREG STEFAN	GOAL
MINNESOTA	KARI TAKKO	GOAL
DETROIT	GLEN HANLON	NO GOAL
MINNESOTA	KARI TAKKO	NO GOAL
BUFFALO	DARCY WAKALUK	NO GOAL
@ Boston	REGGIE LEMELIN	GOAL
@ St. Louis	PAT JABLONSKI	NO GOAL
TAMPA BAY	PAT JABLONSKI	NO GOAL
CALGARY	ANDREI TREFILOV	NO GOAL
LOS ANGELES	KELLY HRUDEY	NO GOAL
DETROIT	MIKE VERNON	NO GOAL
@ Anaheim	GUY HEBERT	NO GOAL
LOS ANGELES	JAMIE STORR	NO GOAL
@ Pittsburgh	PETER SKUDRA	NO GOAL
NASHVILLE	TOMAS VOUKON	NO GOAL
@ Toronto	CURTIS JOSEPH	NO GOAL
ANAHEIM	STEVE SHIELDS	NO GOAL
WASHINGTON	OLAF KOLZIG	NO GOAL
@ Buffalo	MARTIN BIRON	GOAL
PHILADELPHIA	ROMAN CECHEMANEK	NO GOAL
COLUMBUS	BRIAN BOUCHER	NO GOAL
@ Ottawa	RAY EMERY	NO GOAL
DALLAS	MARTY TURCO	NO GOAL
@ Arizona	ILJA BRYZGALOV	NO GOAL
@ Detroit	CHRIS OSGOOD	NO GOAL
BOSTON	TIM THOMAS	NO GOAL
EDMONTON	DWAYNE ROLOSON	NO GOAL
VANCOUVER	ROBERTO LUONGO	NO GOAL
@ Detroit	TY CONKLIN	GOAL
EDMONTON	NIKOLAI Khabibulin	NO GOAL
TAMPA BAY	ANTERO NIITYMAKI	NO GOAL
@ Calgary	MIKKA KIPRUSOFF	NO GOAL
COLUMBUS	MATHIEU GARON	NO GOAL
DALLAS	KARI LEHTONEN	NO GOAL
PHILADELPHIA	SERGEI BOBROVSKY	GOAL

TRADITION

RECORDS

PLAYOFFS

HISTORY

PLAYERS

PENALTY SHOTS FOR AND AGAINST

PENALTY SHOTS: FOR

PLAYER	DATE	OPPONENT	GOALIE	RESULT
JONATHAN TOEWS	12/30/11	DETROIT	JIMMY HOWARD	GOAL
JIMMY HAYES	01/08/12	DETROIT	TY CONKLIN	NO GOAL
JONATHAN TOEWS	02/16/12	@ NY Rangers	MARTIN BIRON	GOAL
PATRICK SHARP	03/02/12	@ Ottawa	ROBIN LEHNER	NO GOAL
VIKTOR STALBERG	03/11/12	LOS ANGELES	JONATHAN QUICK	NO GOAL
PATRICK KANE	11/02/13	@ Winnipeg	AL MONTOYA	NO GOAL
PATRICK SHARP	11/17/13	SAN JOSE	ANTTI NIEMI	GOAL
ANDREW SHAW	10/26/14	OTTAWA	CRAIG ANDERSON	NO GOAL
BRANDON SAAD	03/21/15	@ Dallas	KARI LEHTONEN	NO GOAL
ANDREW SHAW	11/04/15	ST. LOUIS	BRIAN ELLIOTT	GOAL
ANDREW LADD	04/07/16	ST. LOUIS	BRIAN ELLIOTT	NO GOAL
MARCUS KRUGER	12/20/16	OTTAWA	MIKE CONDON	NO GOAL
TOMMY WINGELS	10/21/17	@ ARIZONA	LOUIS DOMINGUE	NO GOAL
BRANDON SAAD	11/11/17	@ CAROLINA	SCOTT DARLING	NO GOAL
PATRICK SHARP	02/13/18	VEGAS	MARC-ANDRE FLEURY	NO GOAL
ANTHONY DUCLAIR	03/01/18	@ SAN JOSE	MARTIN JONES	NO GOAL
BRENDAN PERLINI	02/02/19	@ MINNESOTA	ALEX STALOCK	NO GOAL
JONATHAN TOEWS	03/11/19	ARIZONA	CALVIN PICKARD	GOAL
ZACK SMITH	11/13/19	@ VEGAS	MARC-ANDRE FLEURY	NO GOAL
BRANDON SAAD	2/21/20	NASHVILLE	PEKKA RINNE	NO GOAL
PATRICK KANE	01/19/21	@ FLORIDA	SERGEI BOBROVSKY	NO GOAL
ANDREAS ATHANASIOU	10/21/22	DETROIT	ALEX NEDELJKOVIC	GOAL
MACKENZIE ENTWISTLE	01/25/24	@ EDMONTON	CALVIN PICKARD	NO GOAL

ALL-TIME SHOOTOUTS

DATE	OPP	RESULT	SCORE	RDS	SO	CHI GOALIE	CHI SCORERS
10/14/05	@ COL	W	3-2	3	3-1	N. KHABIBULIN	ARNASON, RUUTU, VOROBIEV
12/02/05	@ TBL	L	3-2	3	2-1	C. ANDERSON	BOUROUE
12/11/05	@ ATL	W	5-4	5	3-2	N. KHABIBULIN	VOROBIEV, SPACEK, HOLMOVIST
01/15/06	NJD	L	3-2	4	2-1	A. MUNRO	HOLMOVIST
02/02/06	@ STL	L	6-5	3	2-1	C. CRAWFORD	VRBATA
03/03/06	VAN	L	5-4	3	1-0	C. ANDERSON	NONE
03/24/06	@ DAL	L	3-2	8	2-1	N. KHABIBULIN	BARNABY
04/08/06	@ NSH	L	2-1	2	2-0	C. ANDERSON	NONE
11/09/06	@ NJD	L	2-1	2	2-0	B. BOUCHER	NONE
11/16/06	@ ARI	L	3-2	3	2-1	B. BOUCHER	HAMILTON
11/17/06	@ ANA	W	4-3	3	1-0	N. KHABIBULIN	RUUTU
12/05/06	@ MIN	L	3-2	6	3-2	N. KHABIBULIN	HAMILTON, SMOLINSKI
12/07/06	ARI	L	2-1	6	2-1	N. KHABIBULIN	RUUTU
01/14/07	MIN	L	4-3	3	1-0	N. KHABIBULIN	NONE
02/06/07	@ CGY	W	3-2	2	2-0	N. KHABIBULIN	HAVLAT, HAMILTON
02/14/07	@ PIT	L	5-4	3	2-0	N. KHABIBULIN	NONE
02/16/07	VAN	L	2-1	2	2-0	P. LALIME	NONE
03/04/07	OTT	W	4-3	4	2-1	P. LALIME	HAMILTON, VRBATA
03/15/07	@ LAK	W	4-3	7	3-2	N. KHABIBULIN	HAVLAT, SHARP, ALEXEEV
04/03/07	@ NSH	W	3-2	3	3-1	P. LALIME	WILLIAMS, VRBATA, HAMILTON
04/05/07	DET	W	3-2	4	2-1	N. KHABIBULIN	WILLIAMS, SHARP
10/06/07	DET	W	4-3	3	1-0	N. KHABIBULIN	KANE
11/24/07	@ EDM	L	3-2	3	2-0	N. KHABIBULIN	NONE
01/13/08	@ NSH	W	3-2	3	2-1	P. LALIME	KANE, SHARP
01/18/08	@ COL	W	2-1	4	2-1	P. LALIME	KANE, LANG
01/19/08	@ ARI	W	2-1	2	2-0	P. LALIME	KANE, HAVLAT
02/02/08	@ SJS	L	3-2	5	2-1	N. KHABIBULIN	KANE
02/10/08	@ VAN	L	3-2	3	1-0	N. KHABIBULIN	NONE
03/22/08	@ NSH	L	2-1	3	2-1	N. KHABIBULIN	KANE
03/30/08	CBJ	W	5-4	3	1-0	N. KHABIBULIN	KANE
10/13/08	NSH	L	3-2	2	2-0	C. HUET	NONE
10/18/08	@ STL	L	4-3	4	2-1	N. KHABIBULIN	TOEWS
10/25/08	DET	L	6-5	4	2-1	N. KHABIBULIN	TOEWS

ALL-TIME SHOOTOUTS

ALL-TIME SHOOTOUTS CONTINUED

DATE	OPP	RESULT	SCORE	RDS	SO	CHI GOALIE	CHI SCORERS
11/01/08	@ CBJ	W	4-3	3	1-0	C. HUET	TOEWS
11/12/08	BOS	L	2-1	3	2-1	N. KHABIBULIN	KANE
11/18/08	@ ARI	W	3-2	2	2-0	N. KHABIBULIN	TOEWS, SHARP
12/06/08	@ DET	L	5-4	3	1-0	C. HUET	NONE
03/11/09	CAR	W	3-2	4	3-2	C. HUET	TOEWS, KANE, VERSTEEG
03/20/09	EDM	L	5-4	2	2-0	N. KHABIBULIN	NONE
03/25/09	SJS	W	6-5	2	2-0	N. KHABIBULIN	KANE, TOEWS
04/08/09	CBJ	L	4-3	3	1-0	N. KHABIBULIN	NONE
10/02/09	FLA	L	4-3	3	2-1	C. HUET	TOEWS
10/10/09	COL	W	4-3	9	4-3	C. HUET	TOEWS, VERSTEEG, KOPECKY, LADD
11/06/09	@ COL	L	4-3	8	2-1	A. NIEMI	KANE
11/11/09	COL	W	3-2	3	2-1	C. HUET	TOEWS, SHARP
11/28/09	@ LAK	L	2-1	2	2-0	C. HUET	NONE
12/01/09	CBJ	W	4-3	11	2-1	C. HUET	HOSSA, SEABROOK
12/18/09	BOS	W	5-4	2	2-0	A. NIEMI	TOEWS, KANE
01/09/10	@ MIN	L	6-5	8	2-1	C. HUET	KANE
01/17/10	@ DET	W	4-3	4	3-2	A. NIEMI	TOEWS, HOSSA, SHARP
02/05/10	ARI	L	2-1	4	2-1	C. HUET	TOEWS
02/09/10	DAL	W	4-3	5	1-0	A. NIEMI	VERSTEEG
02/13/10	ATL	W	5-4	3	1-0	A. NIEMI	TOEWS
02/14/10	@ CBJ	W	5-4	4	2-1	A. NIEMI	KANE, BROUWER
03/20/10	@ ARI	L	5-4	3	1-0	A. NIEMI	NONE
04/02/10	@ NJD	W	2-1	3	1-0	A. NIEMI	TOEWS
10/20/10	VAN	W	2-1	3	3-2	M. TURCO	TOEWS, SHARP, KANE
11/06/10	@ ATL	W	5-4	5	2-1	M. TURCO	TOEWS, STALBERG
11/13/10	@ NSH	L	4-3	3	1-0	M. TURCO	NONE
01/15/11	@ NSH	L	3-2	3	1-0	C. CRAWFORD	NONE
02/11/11	@ DAL	L	4-3	3	3-1	M. TURCO	TOEWS
02/12/11	@ ARI	L	3-2	3	1-0	C. CRAWFORD	NONE
02/20/11	PIT	W	3-2	3	1-0	C. CRAWFORD	KANE
02/27/11	ARI	W	4-3	3	1-0	C. CRAWFORD	TOEWS
03/09/11	@ TBL	L	4-3	3	1-0	C. CRAWFORD	NONE
04/01/11	@ CBJ	W	4-3	3	1-0	C. CRAWFORD	STALBERG
10/15/11	BOS	L	3-2	3	1-0	C. CRAWFORD	NONE
10/22/11	COL	L	5-4	3	1-0	C. CRAWFORD	NONE
10/25/11	ANA	W	3-2	3	2-1	C. CRAWFORD	TOEWS, KANE
11/03/11	@ FLA	W	3-2	3	1-0	C. CRAWFORD	KANE
12/02/11	NYI	W	5-4	3	1-0	C. CRAWFORD	TOEWS
12/05/11	ARI	L	4-3	2	2-0	R. EMERY	NONE
12/14/11	@ MIN	W	4-3	2	2-0	R. EMERY	TOEWS, KANE
04/07/12	@ DET	W	3-2	3	1-0	C. CRAWFORD	KANE
01/30/13	@ MIN	L	3-2	3	2-1	C. CRAWFORD	TOEWS
02/01/13	@ VAN	L	2-1	4	1-0	C. CRAWFORD	NONE
02/02/13	@ CGY	W	3-2	3	1-0	R. EMERY	KANE
02/12/13	ANA	L	3-2	3	2-1	C. CRAWFORD	TOEWS
02/19/13	VAN	W	4-3	3	2-1	R. EMERY	KANE, SHAW
03/03/13	@ DET	W	2-1	3	1-0	C. CRAWFORD	KANE
03/14/13	@ CBJ	W	2-1	3	2-1	C. CRAWFORD	TOEWS, KANE
04/01/13	NSH	W	3-2	5	2-1	C. CRAWFORD	TOEWS, ROZSIVAL
04/04/13	STL	L	4-3	6	4-3	C. CRAWFORD	TOEWS, KANE, HOSSA
04/12/13	DET	W	3-2	5	2-1	C. CRAWFORD	HOSSA, SAAD
04/20/13	ARI	L	3-2	3	2-1	C. CRAWFORD	KANE
10/05/13	TBL	L	3-2	3	1-0	C. CRAWFORD	NONE
10/15/13	@ CAR	W	3-2	3	1-0	C. CRAWFORD	SHARP
10/17/13	STL	L	3-2	3	1-0	C. CRAWFORD	NONE
10/22/13	@ FLA	W	3-2	3	2-0	C. CRAWFORD	TOEWS, SHARP
11/14/13	ARI	W	5-4	4	2-1	C. CRAWFORD	TOEWS, PIRRI
11/29/13	@ DAL	W	2-1	11	2-1	C. CRAWFORD	SHARP, SMITH
12/06/13	ANA	L	3-2	3	2-1	A. RAANTA	TOEWS

TRADITION
RECORDS
PLAYOFFS
HISTORY
PLAYERS

ALL-TIME SHOOTOUTS CONTINUED

DATE	OPP	RESULT	SCORE	RDS	SO	CHI GOALIE	CHI SCORERS
12/20/13	VAN	L	3-2	8	2-1	A. RAANTA	SHARP
12/28/13	@ STL	L	6-5	5	3-2	A. RAANTA	TOEWS, SHARP
01/05/14	SJS	L	3-2	2	2-0	C. CRAWFORD	NONE
01/19/14	BOS	W	3-2	3	2-1	C. CRAWFORD	TOEWS, KANE
01/22/14	@ DET	L	5-4	6	3-2	C. CRAWFORD	TOEWS, SHARP
02/01/14	@ SJS	L	2-1	3	3-1	C. CRAWFORD	TOEWS
04/03/14	MIN	W	3-2	3	1-0	C. CRAWFORD	HOSSA
10/09/14	@ DAL	W	3-2	3	1-0	C. CRAWFORD	KANE
10/30/14	@ OTT	W	5-4	3	1-0	S. DARLING	SHARP
11/11/14	TBL	W	3-2	3	1-0	C. CRAWFORD	KANE
12/09/14	@ NJD	W	3-2	2	2-0	S. DARLING	TOEWS, KANE
12/20/14	@ CBJ	L	3-2	9	2-1	C. CRAWFORD	SHAW
12/29/14	NSH	W	5-4	3	1-0	C. CRAWFORD	TOEWS
12/19/15	@ BUF	W	3-2	3	1-0	C. CRAWFORD	KANE
01/21/15	@ PIT	W	3-2	2	2-0	C. CRAWFORD	TOEWS, KANE
02/09/15	ARI	L	3-2	3	2-1	A. RAANTA	KANE
02/15/15	PIT	W	2-1	3	3-2	C. CRAWFORD	TOEWS, KANE, SHARP
01/07/11	OTT	W	3-2	2	2-0	C. CRAWFORD	TOEWS, KANE
02/18/15	DET	L	3-2	3	2-1	C. CRAWFORD	TOEWS
02/24/15	FLA	W	3-2	2	2-0	S. DARLING	TOEWS, SHARP
03/06/15	EDM	W	2-1	3	1-0	C. CRAWFORD	VERMETTE
03/09/16	@ STL	L	3-2	6	3-2	C. CRAWFORD	PANARIN, ANISIMOV
03/20/16	MIN	L	3-2	3	1-0	S. DARLING	NONE
10/22/16	TOR	W	5-4	3	2-1	S. DARLING	TOEWS, PANARIN
10/24/16	CGY	L	3-2	7	1-0	C. CRAWFORD	NONE
11/29/16	FLA	W	2-1	3	2-0	C. CRAWFORD	PANARIN, PANIK
03/03/17	NYI	W	2-1	3	2-0	C. CRAWFORD	TOEWS, PANARIN
03/23/17	DAL	W	3-2	3	2-1	C. CRAWFORD	KANE, PANARIN
12/02/17	@ DAL	L	3-2	2	2-0	A. FORSBERG	NONE
02/21/18	OTT	W	3-2	7	3-2	A. FORSBERG	KANE, DEBRINCAT, SCHMALTZ
03/26/18	SJS	L	4-3	4	2-1	A. FORSBERG	SHARP
11/16/18	LAK	L	2-1	2	2-0	C. CRAWFORD	NONE
01/22/19	NYI	W	3-2	2	2-0	C. WARD	TOEWS, KANE
03/07/19	BUF	W	5-4	3	3-1	C. CRAWFORD	TOEWS, KANE, DEBRINCAT
04/03/19	STL	W	4-3	3	1-0	C. WARD	TOEWS
10/22/19	VGK	L	2-1	3	2-1	R. LEHNER	TOEWS
11/09/19	PIT	L	3-2	3	2-1	C. CRAWFORD	KANE
11/23/19	DAL	L	2-1	2	2-0	R. LEHNER	NONE
12/06/19	NJD	W	2-1	5	3-2	C. CRAWFORD	TOEWS, KANE, DACH
12/07/19	ARI	L	4-3	3	2-1	R. LEHNER	KANE
12/29/19	CBJ	W	3-2	3	2-1	R. LEHNER	TOEWS, KANE
02/01/20	ARI	W	3-2	2	2-0	C. CRAWFORD	TOEWS, KANE
2/29/20	FLA	W	3-2	2	2-0	C. CRAWFORD	TOEWS, KANE
1/27/21	NSH	L	2-1	3	1-0	KEVIN LANKINEN	NONE
2/02/21	CAR	L	4-3	3	1-0	KEVIN LANKINEN	NONE
2/23/21	CBJ	W	6-5	3	1-0	KEVIN LANKINEN	DEBRINCAT
3/5/21	TBL	W	4-3	3	1-0	MALCOLM SUBBAN	KURASHEV
11/9/21	PIT	W	3-2	3	2-0	MARC-ANDRE FLEURY	TOEWS, DEBRINCAT
12/2/21	WSH	W	4-3	3	1-0	MARC-ANDRE FLEURY	KANE
12/5/21	NYI	W	3-2	3	1-0	MARC-ANDRE FLEURY	KANE
1/17/22	SEA	L	3-2	3	2-0	MARC-ANDRE FLEURY	NONE
2/18/22	DAL	L	1-0	6	2-1	MARC-ANDRE FLEURY	DEBRINCAT
3/24/22	LAK	W	4-3	3	1-0	COLLIN DELIA	DEBRINCAT
4/14/22	SJS	W	5-4	3	1-0	KAVIN LANKINEN	DEBRINCAT
4/27/22	VGK	W	4-3	7	1-0	KEVIN LANKINEN	TYLER JOHNSON
10/30/22	MIN	L	4-3	3	2-0	ALEX STALOCK	NONE
11/25/22	MTL	L	3-2	3	3-2	ARVID SODERBLOM	TOEWS, ATHANASIOU
2/21/23	VGK	W	3-2	3	1-0	PETR MRAZEK	TYLER JOHNSON
2/25/23	SJS	W	4-3	3	1-0	PETR MRAZEK	KURASHEV

TRADITION
RECORDS
PLAYOFFS
HISTORY
PLAYERS

ALL-TIME SHOOTOUT STATS

ALL-TIME SHOOTOUTS CONTINUED

DATE	OPP	RESULT	SCORE	RDS	SO	CHI GOALIE	CHI SCORERS
12/05/23	NSH	L	4-3	3	3-1	ARVID SODERBLOM	CONNOR BEDARD
01/16/24	SJS	W	2-1	8	2-1	PETR MRAZEK	REM PITLUCK, BORIS KATCHOUK
TOTAL	83-71	(.530)					

ALL-TIME SHOOTOUTS GOALIE STATISTICS

GOALTENDER	ATT. FACED	GOALS	SAVES	SAVE PCT.	W	L	WIN PCT.
COREY CRAWFORD	197	56	141	.716	34	24	.706
NIKOLAI KHABIBULIN	86	32	54	.628	10	14	.417
CRISTOBAL HUET	50	18	32	.640	5	6	.455
ANTTI NIEMI	32	6	26	.813	6	2	.750
KEVIN LANKINEN	19	2	19	.895	3	2	.600
RAY EMERY	19	6	13	.684	3	3	.500
MARC-ANDRE FLEURY	17	4	13	.765	3	2	.600
PATRICK LALIME	17	6	11	.647	5	1	.833
ANTTI RAANTA	18	9	9	.500	0	4	.000
MARTY TURCO	13	7	6	.462	2	2	.500
ANTON FORSBERG	13	6	7	.538	1	2	.33.3
SCOTT DARLING	12	2	10	.833	4	1	.800
ROBIN LEHNER	10	7	3	.300	1	3	.333
CRAIG ANDERSON	7	5	2	.286	0	3	.000
PETR MRAZEK	13	1	12	.923	3	0	1.000
CAM WARD	5	0	5	1.000	2	0	1.000
ADAM MUNRO	4	2	2	.500	0	1	.000
BRIAN BOUCHER	4	4	0	.000	0	2	.000
MALCOLM SUBBAN	3	0	3	1.000	1	0	1.000
COLIN DELIA	3	0	3	1.000	1	0	1.000
ALEX STALOCK	3	2	1	.333	0	1	.000
ARVID SODERBLOM	6	6	0	.000	0	2	.000

TRADITION

RECORDS

PLAYOFFS

HISTORY

PLAYERS

ALL-TIME SHOOTOUT STATS

ALL-TIME SHOOTOUTS CONTINUED

PLAYER	ATTEMPTS	GOALS	PCT.	GDG
JONATHAN TOEWS	110	52	47.27	20
PATRICK KANE	126	49	38.89	21
PATRICK SHARP	62	18	29	7
ARTEMI PANARIN	7	5	71.4	3
JEFF HAMILTON	10	5	50	0
MARIAN HOSSA	22	5	22.7	1
TUOMO RUUTU	5	3	60	2
KRIS VERSTEEG	10	3	30	2
RADIM VRBATA	11	3	27.3	2
MARTIN HAVLAT	13	3	23.1	1
ALEX DEBRINCAT	7	2	28.6	0
PAVEL VOROBIEV	3	2	66.7	0
JASON WILLIAMS	5	2	40	0
VIKTOR STALBERG	7	2	28.6	2
ANDREW SHAW	8	2	25	1
MICHAEL HOLMOVIST	8	2	25	1
PHILIPP KURASHEV	5	2	40.0	2
TYLER JOHNSON	3	2	66.7	1
CONNOR BEDARD	1	1	100	0
REM PITLICK	1	1	100	0
NIKITA ALEXEEV	1	1	100	1
BORIS KATCHOUK	1	1	100	1
BRENT SEABROOK	1	1	100	1
ANTOINE VERMETTE	1	1	100	1
JAROSLAV SPACEK	1	1	100	0
KIRBY DACH	2	1	50.0	1
ARTEM ANISIMOV	3	1	33.3	0
RICHARD PANIK	2	1	50	0
ROBERT LANG	2	1	50	1
MICHAL ROZSIVAL	2	1	50	1
MATTHEW BARNABY	2	1	50	0
BRANDON PIRRI	3	1	33.3	1
BEN SMITH	3	1	33.3	1
TYLER ARNASON	3	1	33.3	0
TOMAS KOPECKY	3	1	33.3	0
BRYAN SMOLINSKI	3	1	33.3	0
ANDREW LADD	5	1	20	1
TROY BROUWER	6	1	16.7	1

PLAYER	ATTEMPTS	GOALS	PCT.	GDG RENE
BOURQUE	6	1	16.7	0
BRANDON SAAD	8	1	12.5	1
DAVE BOLLAND	9	1	11.1	1
NICK SCHMALTZ	3	1	33.3	1
ANDREAS ATHANASIOU	2	1	50.0	0
DYLAN STROME	2	0	0	0
DOMINIK KUBALIK	2	0	0	0
TAYLOR RADDYSH	2	0	0	0
LUKAS REICHEL	2	0	0	0
RYAN DONATO	1	0	0	0
JASON DICKINSON	1	0	0	0
COLE GUTTMAN	1	0	0	0
ZACH SANFORD	1	0	0	0
ANTHONY DUCLAIR	1	0	0	0
MATTIAS JANMARK	1	0	0	0
TOMAS JURCO	1	0	0	0
BRANDON BOCHENSKI	1	0	0	0
KYLE CALDER	1	0	0	0
MARK CULLEN	1	0	0	0
NICK LEDDY	1	0	0	0
BRAD RICHARDS	1	0	0	0
TONY SALMELAINEN	1	0	0	0
BRYAN BICKELL	1	0	0	0
TEUVO TERAVAINEN	2	0	0	0
DENIS ARKHIPOV	2	0	0	0
MARK BELL	2	0	0	0
CAM BARKER	2	0	0	0
JOHN MADDEN	2	0	0	0
YANIC PERREAULT	2	0	0	0
MICHAL HANDZUS	3	0	0	0
MARCUS KRUGER	3	0	0	0
DUSTIN BYFUGLIEN	4	0	0	0
JAKE MCCABE	1	0	0	0
MAX DOMI	1	0	0	0

TRADITION

RECORDS

PLAYOFFS

HISTORY

PLAYERS

DOUBLE-FIGURE GOAL GAMES

DOUBLE-FIGURE GOALS AGAINST

DATE	OPPONENT	SCORE
01/24/28	@ MTL	10-0
03/12/29	@ BOS	11-1
03/19/32	@ TOR	11-3
10/29/44	TOR	11-5
01/06/45	@ MTL	10-1
11/30/46	@ TOR	11-0
01/08/47	@ TOR	10-4
03/08/47	@ TOR	12-4
03/16/47	DET	10-6
12/06/47	@ TOR	12-5
03/05/50	@ BOS	11-4
02/07/51	@ DET	11-3
03/04/51	@ BOS	10-2
03/10/51	@ MTL	12-2
03/12/52	@ NYR	10-2
11/22/52	@ DET	10-1
01/09/54	@ MTL	12-1
01/09/58	@ MTL	11-3
12/14/68	@ BOS	10-5
02/15/75	@ MTL	12-3
02/21/76	@ PIT	10-1
11/06/76	@ MTL	11-3
02/20/77	TOR	10-8
11/26/80	@ EDM	10-3
01/12/83	EDM	10-4
10/15/83	@ TOR	10-8

DOUBLE-FIGURE GOALS FOR

DATE	OPPONENT	SCORE
11/05/83	@ MIN	10-5
12/11/85	EDM	12-9
03/15/86	@ HFD	11-4
12/04/87	@ DET	12-0
10/16/88	BOS	10-3
11/12/98	TOR	10-3 0
1/01/31	PHI QU	10-3
02/22/40	MTL	10-1
01/28/43	NYR	10-1
11/14/43	NYR	10-5
10/30/49	BOS	10-4
02/17/55	BOS	10-2
12/04/65	@ BOS	10-1
12/08/66	@ BOS	10-2
10/16/68	MIN	10-4
01/30/69	@ PHI	12-0
04/05/70	MTL	10-2
10/27/74	STL	10-3
02/22/75	WSH	10-3
11/23/80	HFD	11-3
11/08/81	CGY	10-4
11/15/81	COL	10-0
12/15/82	WPG	10-3
10/12/88	WPG	10-1
10/05/17	PIT	10-1

TRADITION

RECORDS

PLAYOFFS

HISTORY

PLAYERS

CAREER: GAMES

Most games	1,396	STAN MIKITA	
Most games, including playoffs	1,551	STAN MIKITA	
Most consecutive games played	884	STEVE LARMER	(10/06/82 to 04/15/93)
Most consecutive games played by a goaltender	363	GLENN HALL	(10/08/57 to 11/07/62)
Most seasons	22	STAN MIKITA	

CAREER: GOALS

Career	604	BOBBY HULL	
Career, including playoffs	666	BOBBY HULL	
Games scoring 3+ goals	28	BOBBY HULL	
20+ goal seasons	14	STAN MIKITA	
Consecutive 20+ goal seasons	14	STAN MIKITA	1961-62 to 1974-75
30+ goal seasons	13	BOBBY HULL	
Consecutive 30+ goal seasons	13	BOBBY HULL	1959-60 to 1971-72
40+ goal seasons	8	BOBBY HULL	
Consecutive 40+ goal seasons	4	BOBBY HULL	1965-66 to 1968-69
		JEREMY ROENICK	1990-91 to 1993-94
50+ goal seasons	5	BOBBY HULL	
Consecutive 50+ goal seasons	2	BOBBY HULL	1965-66 to 1966-67
		JEREMY ROENICK	1991-92 to 1992-93

CAREER: ASSISTS

Career	926	STAN MIKITA	
Career, including playoffs	1,017	STAN MIKITA	

CAREER: POINTS

Career	1,467	STAN MIKITA	
Career, including playoffs	1,617	STAN MIKITA	
Most 100+ point seasons	5	DENIS SAVARD	
Most consecutive 100+ point seasons	3	JEREMY ROENICK	1991-92 to 1993-94

CAREER: PENALTY MINUTES

Career	1,495	CHRIS CHELIOS	(1990-91 to 1998-99)
By a goaltender	240	ED BELFOUR	(1988-89 to 1996-97)

SEASON: GOALS

Regular season	58	BOBBY HULL	1968-69 (74GP)
Season, including playoffs	65	JEREMY ROENICK	1991-92 (53 regular season, 12 playoffs)
Power-play goals	24	JEREMY ROENICK	1993-94
Shorthanded goals	10	DIRK GRAHAM	1988-89
Game-winning goals	13	JEREMY ROENICK	1991-92
Games scoring 3+ goals	4	BOBBY HULL	1959-60, 1965-66
By a defenseman	39	DOUG WILSON	1981-82 (76GP)
By a center	53	JEREMY ROENICK	1991-92 (80GP)
By a right wing	46	STEVE LARMER	1984-85 (80GP)
	46	PATRICK KANE	2015-16 (82GP)
By a left wing	58	BOBBY HULL	1968-69 (74GP)
By a rookie	43	STEVE LARMER	1982-83 (80GP)
By a line	132	STEVE LARMER (43)	1982-83
		AL SECORD (54)	
		DENIS SAVARD (35)	

INDIVIDUAL RECORDS

SEASON: GOALS

Consecutive game goalscoring streak	10	BOBBY HULL	1968-69 (15)
Consecutive game multi-goalscoring streak	3	BOBBY HULL DOUG MOHNS AL SECOND STEVE LARMER STEVE SULLIVAN	12/19/65 to 12/25/65 (6) 01/30/69 to 02/02/69 (6) 11/01/81 to 11/06/81 (8) 03/10/91 to 03/16/91 (6) 03/09/03 to 03/14/03 (7)

SEASON: ASSISTS

Regular season	87	DENIS SAVARD	1981-82
Including playoffs	95	DENIS SAVARD	1987-88
By a defenseman	58	DENIS SAVARD CHRIS CHELIOS CHRIS CHELIOS	1982-83 1995-96 (81GP) 1992-93 (84GP)
By a center	87	DENIS SAVARD DENIS SAVARD	1981-82 (80GP) 1987-88 (80GP)
By a right wing	66	PATRICK KANE PATRICK KANE	2018-19 (81GP) 2021-22 (78 GP)
By a left wing	52	BOBBY HULL	1970-71 (78GP)
By a rookie	51	PATRICK KANE	2007-08 (82GP)
By a goaltender	6	DARREN PANG	1987-88 (45GP)
Consecutive game assist streak	17	PATRICK KANE	2018-19 (26A)

SEASON: POINTS

Regular season	131	DENIS SAVARD	1987-88	(80GP)
Including playoffs	138	DENIS SAVARD DENIS SAVARD	1982-83 1987-88	(121 regular season, 17 playoff) (131 regular season, 7 playoff)
By a defenseman	85	DOUG WILSON	1981-82	(76GP)
By a center	131	DENIS SAVARD	1987-88	(80GP)
By a right wing	110	PATRICK KANE	2018-19	(81GP)
By a left wing	107	BOBBY HULL	1968-69	(74GP)
By a rookie	90	STEVE LARMER	1982-83	(80GP)
By a line	297	STEVE LARMER (90) DENIS SAVARD (121) AL SECOND (86)	1982-83	
Consecutive games scoring a point	26	PATRICK KANE	2015-16	(16G, 24A)
Consecutive games scoring a point by a defenseman	15	CHRIS CHELIOS	1995-96	(4G, 16A)
100+ point scorers	131	DENIS SAVARD	1987-88	
	121	DENIS SAVARD	1982-83	
	119	DENIS SAVARD	1981-82	
	116	DENIS SAVARD	1985-86	
	110	PATRICK KANE	2018-19	
	107	BOBBY HULL	1968-69	
	107	JEREMY ROENICK	1992-93	
	107	JEREMY ROENICK	1993-94	
	106	PATRICK KANE	2015-16	
	105	DENIS SAVARD	1984-85	
	103	JEREMY ROENICK	1991-92	
	101	STEVE LARMER	1990-91	

SEASON: PENALTY RECORDS

Season	408	MIKE PELLUSO	1991-92
By a goaltender	61	ED BELFOUR	1993-94

SEASON: SHOTS ON GOAL (SINCE 1959-60)

Shots on goal	414	BOBBY HULL	1968-69	(74GP)
---------------	-----	------------	---------	--------

TRADITION

RECORDS

PLAYOFFS

HISTORY

PLAYERS

GAME: GOALS

In a period	4	FOUR TIMES			
	First	MAX BENTLEY	NYR	01/28/43 (3rd)	
	Last	AL SECORD	TOR	01/07/87 (2nd)	
	Most Times in Career	FOUR PLAYERS TIED WITH ONE			
Game	5	GRANT MULVEY	STL	02/03/82	
	By a defenseman	3	THREE TIMES		
		First	DICK REDMOND	COL	02/12/77
		Last	DUSTIN BYFUGLIEN	ARI	11/30/07
Most Times in Career	THREE PLAYERS TIED WITH ONE				
By a rookie	3	19 TIMES			
	First	GEORGE HAY	DET	2/19/27	
	Last	DOMINIK KUBALIK	TBL	02/27/20	
	Most Times in Career	ALEX DEBRINCAT (3)			
Power-play goals	3	SIX TIMES			
	First	WAYNE PRESLEY	DET	11/11/87	
	Last	JONATHAN TOEWS	PIT	02/27/09	
	Most Times in Career	SIX PLAYERS TIED WITH ONE			
Shorthanded goals	2	12 TIMES			
	First	PEP KELLY	@MTL	12/26/40	
	Last	SAM LAFFERTY	@SJS	10/15/22	
	Most Times in Career	RENE BOURQUE (2)			
Power-play goals by a defenseman	2	14 TIMES			
	First	PIERRE PILOTE	DET	1/10/65	
	Last	BRENT SEABROOK	ARI	04/20/13	
	Most Times in Career	DOUG WILSON (4)			

GAME: ASSISTS

In a period	4	SEVEN TIMES			
	First	DOUG BENTLEY	NYR	01/28/43 (3rd)	
	Last	PATRICK KANE	@OTT	1/9/2018 (2nd)	
	Most Times in Career	DOUG WILSON (4)			
Game	6	PAT STAPLETON	DET	03/30/69	
	By an opponent	7	BILL TAYLOR	DET	03/16/47
			WAYNE GRETZKY	EDM	12/11/85
		Most Times in Career	PAT STAPLETON (6)		
By a defenseman	6	PAT STAPLETON	DET	03/30/69	
	By a goaltender	2	TONY ESPOSITO	MIN	12/11/77
			NIKOLAI KHABIBULIN	TBL	11/28/07
		Most Times in Career	PAT STAPLETON (6)		
By a rookie	4	FIVE TIMES			
	First	JIM WISTE	TOR	11/09/69	
	Last	CONNOR BEDARD	ANA	03/12/24	
	Most Times in Career	PAT STAPLETON (6)			

TRADITION

RECORDS

PLAYOFFS

HISTORY

PLAYERS

INDIVIDUAL RECORDS

GAME: POINTS

In a period	5	THREE TIMES		
	First	LES CUNNINGHAM	MTL	01/28/40 (2G, 3A), 3rd
	Last	GRANT MULVEY	STL	02/03/82 (4G, 1A), 1st
	Most Times In Career	THREE PLAYERS TIED WITH ONE		
Game	7	MAX BENTLEY GRANT MULVEY	NYR STL	01/28/43 (4G, 3A) 02/03/82 (5G, 2A)
By an opponent	8	BERT OLMSTEAD SAM GAGNER	@ MTL @ EDM	01/09/54 (4G, 4A) 02/02/12 (4G, 4A)
By a rookie	5	TWO TIMES		
	First	KENNY WHARRAM	BOS	03/19/54 (1G, 4A)
	Last	CONNOR BEDARD	ANA	03/12/24 (1G, 4A)

GAME: PENALTY MINUTES

In a period	37	DAVE MANSON	TOR	12/23/1989 (minor, major and 3 game misconducts; 1st)
		CHRIS CHELIOS	HFD	10/14/93 (minor, major, misconduct and 2 game misconducts; 3rd)
In a game	51	CHRIS CHELIOS	HFD	10/14/93
Total penalties in a game	8	PHIL RUSSELL	MIN	03/26/77 (6 minors, misconduct and game misconduct)
	8	CHRIS CHELIOS	HFD	10/14/93 (3 minors, major, 2 misconducts and 2 game misconducts)

GAME: SHOTS ON GOAL

In a period (Since 1997-98)	7	TYLER ARNASON DUSTIN BYFUGLIEN	@ STL @ EDM	10/11/2005 (1st) 02/06/08 (3rd)
		BRANDON SAAD	FLA	11/25/17 (1ST)
Game (Since 1959-60)	14	ED LITZENBERGER	TOR	12/20/59
By an opponent (Since 1959-60)	14	DINO CICCARELLI	@ MNS	03/28/88

QUICKEST: INDIVIDUAL RECORDS

Goal from start of game	0:08	BRENT SUTTER	@ VAN	02/05/95
Goal from start of a period	0:04	DENIS SAVARD	HFD	01/12/86 (3rd)
Penalty shot goal from start of game	1:05	JONATHAN TOEWS	@ NYR	02/16/12
Two goals from start of game	0:33	JOHN MARKS	@ PHI	11/13/75 (0:14 and 0:33)
Two goals	0:06	JIM PAPPIN	PHI	02/16/72 (2:57 and 3:03, 3rd)
Two goals by an opponent	0:05	PETE MAHOVLICH	@ MON	02/20/71 (12:16 and 12:21, 3rd)
Two shorthanded goals	0:51	STEVE SULLIVAN	@ COL	01/26/01 (16:43 and 17:34, 2nd)
Three goals	0:21	BILL MOSIENKO	@ NYR	03/23/52 (6:09, 6:20 and 6:30, 3rd)
Three goals by an opponent	1:25	HARRY OLIVER	@ BOS	01/11/27 (10:56, 12:05 and 12:21, 1st)
Four goals	8:24	AL SECORD	TOR	01/07/87 (0:31, 3:36, 3:46 and 8:55, 2nd)
Three assists	0:21	GUS BODNAR	@ NYR	03/23/52 (6:09, 6:20 and 6:30 3rd)
Goal by a rookie in first NHL game	2:14	DAVID GUST	@ SJS	02/25/23
Overtime goal	0:08	STEVE LARMER	WSH	10/25/90

TRADITION

RECORDS

PLAYOFFS

HISTORY

PLAYERS

CAREER: GOALTENDER RECORDS

Shutouts	76	TONY ESPOSITO	
Wins	423	TONY ESPOSITO	1969-70 to 1983-84
Consecutive 20+ win seasons	12	TONY ESPOSITO	1969-70 to 1980-81
Most 40+ win seasons	2	ED BELFOUR	
Most 30+ win seasons	8	TONY ESPOSITO	
Most 20+ win seasons	13	TONY ESPOSITO	

SEASON: GOALTENDER RECORDS

Wins	43	ED BELFOUR	1990-91
By a rookie	43	ED BELFOUR	1990-91
Consecutive wins	12	RAY EMERY	01/20/13 to 03/26/13
Consecutive wins by a rookie	8	COREY CRAWFORD	02/20/11 to 03/05/11
		DENIS DEJORDY	12/09/64 to 12/27/64
Undeclared streak	17	GLEN HALL	10/13/63 to 12/04/63 (12-0-5)
Games played	74	ED BELFOUR	1990-91
Games played by a rookie	74	ED BELFOUR	1990-91
Minutes played	4,209	TONY ESPOSITO	1974-75 (71GP)
Minutes played by a rookie	4,127	ED BELFOUR	1990-91 (74GP)
Shutouts	15	TONY ESPOSITO	1969-70
Shutouts by a rookie	15	TONY ESPOSITO	1969-70
Consecutive shutouts	4	CHARLIE GARDINER	1930-31
Consecutive scoreless minutes	290:12	CHARLIE GARDINER	1930-31
Most goalies used	6	LEIGHTON, ANDERSON, THIBAUT, PASSMORE, MUNRO, UNDERHILL CRAWFORD, FORSBERG, GLASS, BERUBE, DELIA, FOSTER	2003-04

GAME: GOALTENDER RECORDS (PLAYERS WHO DEBUTED IN 1955-56 OR LATER)

Shots against in a period	33	CAM WARD	TBL	10/21/18 (2nd)
Saves in a period	30	CAM WARD	TBL	10/21/18 (2nd)
Saves by an opponent in a period	24	JOHN BOWER	TOR	12/11/60 (2nd)
		GUMP WORSLEY	NYR	01/17/60 (1st)
Shots against in a game	63	BOB MASON	@ MNS	03/28/88
Saves in a game	59	AL ROLLINS	@ BOS	12/13/56
Saves by an opponent in a game	57	TOM BARRASSO	PIT	03/12/89

TRADITION

RECORDS

PLAYOFFS

HISTORY

PLAYERS

TEAM RECORDS

WINNING IN ONE SEASON

Points	112	2009-10 (82 games)
Points in a shortened season	77	2012-13 (48 games)
Games won	52	2009-10 (82 games)
Games won at home	30	1970-71 (78 games)
Games won on the road	24	2014-15, 2016-17 (82 games)
Fewest games won	7	1927-28, 1928-29 (44 games)
Fewest games won at home	2	1927-28 (22 games)
Fewest games won on the road	3	1942-43 (25 games)

LOSING IN ONE SEASON

Fewest points	17	1927-28 (44 games)
	31	1953-54 (70 games)
Most games lost	53	2023-24 (82 games)
	59 (combined regulation, OT and SOL)	2023-24 (82 games)
Fewest games lost	14	1973-74 (78 games)

GAMES TIED IN ONE SEASON

Most	23	1973-74 (78 games)
Fewest	3	1926-27 (44 games)
		1927-28 (44 games)
		1930-31 (44 games)
		1941-42 (48 games)
Most at home	13	1973-74 (39 games)
Most on the road	12	1967-68 (74 games), 1979-80 (80 games)

CONSECUTIVE WINNING STREAKS

Games won	12	12/29/15 to 01/19/16
At home	13	11/11/70 to 12/20/70
At home, over two seasons	14	03/02/83 to 10/25/83
On the road	8	02/02/17 to 03/04/17
From start of season	6	01/19/13 to 01/27/13
At home, from start of season	11	1963-64

UNDEFEATED STREAKS

Games without a loss (ties)	15	01/14/67 to 02/16/67 (12-0-3)
		10/29/75 to 12/03/75 (6-0-9)
Games without a loss (overtime)	30	03/27/12 to 03/06/13 (24-0-6)
At home	18	10/11/70 to 12/20/70 (16-0-2)
On the road	18	03/16/12 to 03/03/13 (14-0-4)
From start of season	24	01/19/13 to 03/06/13 (21-0-3)
At home, from start of season	18	10/11/70 to 12/20/70 (16-0-2)
On the road, from start of season	12	01/19/13 to 03/03/13 (10-0-2)

CONSECUTIVE LOSING STREAKS

Games lost	12	02/25/51 to 03/25/51
Over two seasons	13	02/25/51 to 10/11/51
At home	9	02/08/28 to 03/21/28
At home, over two seasons	11	02/08/28 to 11/22/28
On the road	16	01/02/54 to 03/21/54
		11/22/03 to 01/29/04
From start of season	7	10/15/47 to 11/05/47, 10/01/97 to 10/17/97

TRADITION

RECORDS

PLAYOFFS

HISTORY

PLAYERS

WINLESS STREAKS

Games without a win	21	12/17/50 to 01/28/51 (0-18-3)
At home	15	12/16/28 to 02/28/29 (0-11-4)
On the road	22	12/19/50 to 03/25/51 (0-20-2)
		11/12/23 to 03/04/24 (0-21-1)
On the road, over two seasons	23	12/19/50 to 10/11/51 (0-21-2)
From start of season	8	10/08/53 to 10/25/53 (0-7-1)
		10/04/99 to 10/23/99 (0-4-4)

CONSECUTIVE TYING STREAKS

Games tied	5	11/22/75 to 12/03/75
At home	4	11/26/75 to 12/03/75
On the road	4	12/27/61 to 01/04/62

MOST GOALS SCORED BY BLACKHAWKS AND OPPONENTS

In a period	7	NYR @ NYR TOR MTL DET	01/28/43 (3rd) 3/03/47 (3rd) 12/20/59 (2nd) 04/05/70 (3rd) 11/29/72 (3rd)
Game	12	@ PHI	01/30/69 (12-0)
By both teams	21	EDM	12/11/85 (9-12)
At home	11	HFD	11/23/80 (11-3)
On the road	12	@ PHI	01/30/69 (12-0)
Highest tied score	7-7	@ COL @ MIN	01/18/77 03/15/88
Power-play goals in a game	5	NYI MIN DET TOR @ BUF	12/23/79 11/08/87 11/11/87 01/10/91 12/29/95
Power-play goals in a game by an opponent	5	TOR @ DET @ MTL MTL MTL @ EDM BOS @ BOS @ BUF @ NYR @ LAK VAN	10/29/44 11/22/52 01/09/54 12/20/55 02/15/75 11/26/80 10/16/88 11/26/88 01/12/89 12/06/95 01/01/08 11/06/11
Shorthanded goals in a game	3	WPG @ EDM @ LAK @ DET @ SJS	10/12/88 (DENIS SAVARD 2, MIKE HUDSON) 01/25/89 (PRESLEY, GRAHAM, MURRAY) 03/14/91 (GRAHAM, LARMER, CREIGHTON) 11/17/07 (RENE BOURQUE 2, PATRICK SHARP) 11/25/09 (BROUWER, HOSSA, SHARP)
Empty-net goals in a period/game	5	MTL (ERIC NESTERENKO, BOBBY HULL, DENNIS HULL, CLIFF KOROLL, GERRY PINDER)	04/05/70 (3rd)
Most goals in a season	351	1985-86	80 games
Fewest goals in a season	33	1928-29	44 games
Fewest goals in a season, modern era	133	1953-54	70 games
Most power-play goals in a season	98	1987-88	
Most shorthanded goals in a season	25	1988-89*	

* The shorthanded goalscorers in 1988-89 were: Graham (10), Savard (5), Presley (3), Murray (2), Wilson (1), Yawney (1), Hudson (1), Manson (1) and Larmer (1).

TEAM RECORDS

TEAM RECORDS FOR INDIVIDUAL GOALSCORERS

Most 20+ goal scorers in a season	7	1968-69* 1981-82* 1984-85* 1989-90*	
Most 30+ goal scorers in a season	5	1968-69**	
Most 40+ goal scorers in a season	3	1985-86**** 1987-88	
Most 50+ goal scorers in a season	1	1961-62 1965-66 1966-67 1968-69 1971-72 1982-83 1991-92 1992-93	(B. HULL, 50) (B. HULL, 54) (B. HULL, 52) (B. HULL, 58) (B. HULL, 50) (SECORD, 54) (ROENICK, 53) (ROENICK, 50)
Most three-goal games in a season	8	1968-69**** 1985-86**** 1989-90****	

* The seven 20-goal scorers in 1968-69 were B. Hull (58), Mikita (30), Wharram (30), Pappin (30), D. Hull (30), Martin (23) and Mohns (22). In 1981-82, they were Secord (44), Wilson (39), Savard (32), Lysiak (32), Mulvey (30), Sutter (23) and Higgins (20). In 1984-85, they were Larmer (46), Savard (38), T. Murray (26), Fraser (25), D. Wilson (22), Olczyk (20) and Sutter (20). In 1989-90, they were Thomas (40), Creighton (34), Larmer (31), Savard (27), Roenick (26), Wilson (23) and Graham (22).

** The five 30-goal scorers in 1968-69 were B. Hull (58), Mikita (30), Pappin (30), Wharram (30) and D. Hull (30).

*** The three 40-goal scorers in 1985-86 were Savard (47), T. Murray (45) and Secord (40). In 1987-88, they were Savard (44), Vaive (43) and Larmer (41).

**** In 1968-69, the eight three-goal games were accomplished by B. Hull (3), Wharram (2), Pappin (2) and Martin (1). In 1985-86, it was accomplished by T. Murray (3), Larmer (1), Savard (1), Secord (1), Ludzik (1) and Fraser (1). In 1989-90, it was accomplished by Thomas (2), Savard (1), T. Murray (1), Secord (1), Lemieux (1), Roenick (1) and Graham (1).

GOALS SCORED AGAINST BLACKHAWKS TEAMS

Most in a period	7	@ MTL @ NYR	03/10/51 (1st) 03/12/52 (3rd)
Most in a game	12	@ TOR @ TOR @ MTL @ MTL @ MTL EDM @ DET	03/08/47 (12-4) 12/06/47 (12-5) 03/10/51 (12-2) 01/09/54 (12-1) 02/15/75 (12-3) 12/11/85 (12-9) 12/04/87 (12-0)
Most at home	12	EDM	12/11/85 (12-9)
Most on the road	12	@ TOR @ TOR @ MTL @ MTL @ MTL @ DET	03/08/47 (12-4) 12/06/47 (12-5) 03/10/51 (12-2) 01/09/54 (12-1) 02/15/75 (12-3) 12/04/87 (12-0)
Most in a season	363	1981-82	80 games
Fewest goals allowed in a season	78	1930-31	44 games
	164	1973-74	78 games
	186	2014-15	82 games
Most power-play goals allowed in a season	122	1988-89	80 games

TRADITION

RECORDS

PLAYOFFS

HISTORY

PLAYERS

MOST POINTS BY A BLACKHAWKS TEAM

In a period	20	DET	11/29/72 (7G, 13A, 3rd)
Game	31	@ PHI	01/30/69 (12G, 19A)
		HFD	11/23/80 (11G, 20A)
Season	920	1985-86	80 games

SHOTS ON GOAL BY A BLACKHAWKS TEAM (SINCE 1955-56)

Most in a period	26	@ WIN	03/15/81 (3rd)
		MNS	03/15/87 (2nd)
		@ TOR	11/01/14 (3rd)
Fewest in a period	0	NJD	10/10/98 (1st)
		@ MIN	10/29/00 (3rd)
Most in a game	62	PIT	03/12/89
		@ BOS	02/15/27
Fewest in a game	11	@ DAL	04/18/98 (1-6-4)
		STL	01/21/00 (3-3-5)
		STL	03/26/00 (3-4-3-1)
		@ EDM	10/09/01 (1-9-1)
		@ LAK	03/11/02 (2-3-6)
Most in an overtime period	10	TOR	12/20/31
		@ CGY	02/06/03

SHOTS AGAINST A BLACKHAWKS TEAM (SINCE 1955-56)

Most in a period	33	TBL	10/21/18
Fewest in a period	0	DET	12/04/46 (1st)
		TBL	10/05/13 (1st)
Most in a game	63	@ MNS	03/28/88
Fewest in a game	10	VAN	05/02/08
Most in an overtime period	10	@ OTT	12/06/31

BLACKHAWKS PENALTY RECORDS

Penalties in a period	21	@ TOR	12/23/89 (1st)
Penalty minutes in a period	102	@ MIN	03/21/83 (3rd)
Penalties by both teams in a period	37	@ MIN	03/21/83 (CHI 17, MIN 20, 3rd)
Penalty minutes by both teams in a period	197	@ MIN	03/21/83 (CHI 102, MIN 95, 3rd)
Penalties in a game	32	DET	12/23/88
Penalty minutes in a game	158	STL	03/17/91
Penalties by both teams in a game	72	DET	12/23/88 (CHI 32, DET 40)
Penalty minutes by both teams in a game	308	DET	12/23/88 (CHI 150, DET 158)
Penalty minutes in a season	2,663	1991-92	

QUICKEST TEAM RECORDS

Two goals from start of game	0:33	@ PHI, 11/13/75	JOHN MARKS (0:14, 0:33)
Two goals	0:05	PHI, 01/01/31 (3rd)	DESJARDINS (1:15), INGRAM (1:20)
Two goals from start of a period	0:21	@ MIN, 11/05/83 (2nd)	YAREMCHUK (0:12), DARRYL SUTTER (0:21)
Three goals	0:21	@ NYR, 03/23/52 (2nd)	BILL MOSIENKO (6:09, 6:20, 6:30)
Four goals	1:51	@ DET, 01/09/47 (1st)	KALETA (09:09), BENTLEY (10:04), MOSIENKO (10:16), BROWN (11:00)
Five goals	5:38	@ LAK, 02/01/90 (2nd)	DUANE SUTTER (2:12), GRAHAM (3:09), WILSON (5:43), HUDSON (6:23), LEMIEUX (7:50)
Six goals	9:13	MTL, 04/05/70 (3rd)	MARTIN (10:44), NESTERENKO (12:27), KOROLL (13:57), B. HULL (14:44), D. HULL (17:08), PINDER (19:57)
Two power-play goals in a game	0:15	CGY, 03/26/89 (2nd)	SAVARD (7:11), CREIGHTON (7:26)
Two shorthanded goals in a game	0:12	@ TOR, 10/31/87 (3rd)	T. MURRAY (1:36), SAVARD (1:48)
		SJS, 10/13/91 (2nd)	HUDSON (16:49), ROENICK (17:01)

TEAM RECORDS

QUICKEST: OPPONENTS

Goal from start of game	0:05	MMR, 12/29/26	M. PHILLIPS
Goal from start of a period	0:05	MMR, 12/29/26 (1st)	M. PHILLIPS
Two goals from start of game	0:29	@ PIT, 12/06/80 WSH, 10/27/85	FERGUSON (0:17), MALONE (0:29) DUCHESNE (0:25), TAYLOR (0:29)
Two goals	0:03	@ MIN, 01/21/04 (3rd)	DOWD (19:44), PARK (19:47)
Two shorthanded goals	0:27	TOR, 11/16/86 (2nd)	SALMING (18:40), TERRION (19:07)
Three goals	0:36	NYI, 03/25/03 (3rd)	YASHIN (2:14, 2:26), SCATCHARD (2:50)
Four goals	1:25	@ BOS, 1/11/27 (1st)	OLIVER (10:45), FREDRICKSON (11:08), OLIVER (12:05, 12:21)
Five goals	4:31	@ NYR, 03/12/52 (3rd)	RALEIGH (12:10), SLOWINSKI (13:01), HERGESHEIMER (13:15, 14:20), KULLMAN (16:41)

QUICKEST: BOTH TEAMS

Two goals	0:02	WPG, 10/23/81 (2nd)	CHRISTIAN (00:48), SUTTER (00:50)
Three goals	0:19	WPG, 12/17/86 (2nd)	MULLEN (16:05), PRESLEY (16:17), WATSON (16:24)
Four goals	0:53	@ TOR, 10/15/83 (2nd)	GRINGAS (16:49), SAVARD (17:12), LARMER (17:27), SAVARD (17:42)
Five goals	1:24	@ TOR, 10/15/83 (2nd)	GINGRAS (16:49), SAVARD (17:12), LARMER (17:27), SAVARD (17:42), ANDERSON (18:15)

SINGLE-SEASON OVERTIME RECORD

Most in one season	24	2021-22 (14 home, 10 road)
Most at home	15	2003-04
Most on the road	13	2015-16
Wins at home	10	2009-10
Wins on the road	8	2015-16
Losses at home	8	2008-09
Losses on the road	9	2010-11
Ties at home	10	1988-89
Ties on the road	9	1996-97
Consecutive in one season	4	02/05/88 to 02/14/88 12/02/05 to 12/11/05 03/24/06 to 03/31/06 12/02/06 to 12/09/06 12/05/11 to 12/14/11 01/27/13 to 02/02/13
Consecutive at home	3	02/19/89 to 02/26/89 02/13/92 to 02/20/92 12/02/11 to 12/11/11
Consecutive on the road	4	12/30/37 to 01/15/38

TRADITION

RECORDS

PLAYOFFS

HISTORY

PLAYERS

SEASON OPENERS

SEASON	DATE	HOME	VISITOR	RESULT	
1996-97	10/05/96	WASHINGTON	BLACKHAWKS	W	5-2
1997-98	10/01/97	PHOENIX	BLACKHAWKS	L	2-6
1998-99	10/10/98	BLACKHAWKS	NEW JERSEY	W	2-1
1999-2000	10/04/99	SAN JOSE	BLACKHAWKS	L	1-7
2000-01	10/05/00	BUFFALO	BLACKHAWKS	L	2-4
2001-02	10/04/01	VANCOUVER	BLACKHAWKS	W	5-4
2002-03	10/10/02	COLUMBUS	BLACKHAWKS	L	1-2
2003-04	10/08/03	BLACKHAWKS	MINNESOTA	W	1-0
2004-05		- SEASON CANCELED -			
2005-06	10/05/05	BLACKHAWKS	ANAHEIM	L	3-5
2006-07	10/05/06	NASHVILLE	BLACKHAWKS	W	8-6
2007-08	10/04/07	MINNESOTA	BLACKHAWKS	L	0-1
2008-09	10/10/08	NY RANGERS	BLACKHAWKS	L	2-4
2009-10	10/02/09	BLACKHAWKS	FLORIDA	L	3-4 (SO)*
2010-11	10/07/10	COLORADO	BLACKHAWKS	L	3-4 (OT)
2011-12	10/07/11	DALLAS	BLACKHAWKS	L	2-1
2012-13	01/19/13	LOS ANGELES	BLACKHAWKS	W	5-2
2013-14	10/01/13	BLACKHAWKS	WASHINGTON	W	6-4
2014-15	10/09/14	DALLAS	BLACKHAWKS	W	3-2 (SO)
2015-16	10/07/15	BLACKHAWKS	NY RANGERS	L	3-2
2016-17	10/12/16	BLACKHAWKS	ST. LOUIS	L	5-2
2017-18	10/5/17	BLACKHAWKS	PITTSBURGH	W	10-1
2018-19	10/4/18	OTTAWA	BLACKHAWKS	W	4-3 (OT)
2019-20	10/4/19	PHILADELPHIA	BLACKHAWKS	L	4-3**
2020-21	01/13/21	TAMPA BAY	BLACKHAWKS	L	1-5
2021-22	10/13/21	COLORADO	BLACKHAWKS	L	2-4
2022-23	10/12/22	COLORADO	BLACKHAWKS	L	2-5
2023-24	10/10/23	PITTSBURGH	BLACKHAWKS	3	4-2

* GAME PLAYED IN HELSINKI, FINLAND

** GAME PLAYED IN PRAGUE, CZECH REPUBLIC

ALL-TIME SEASON OPENERS

LIFETIME	GP	W	L	T	OTL	GF	GA
HOME	45	22	11	11	1	143	122
AWAY	52	19	26	6	1	132	166
TOTALS	97	39	37	17	2	275	288

ALL-TIME HOME/AWAY OPENERS

LIFETIME	GP	W	L	T	OTL	GF	GA
HOME	97	40	35	19	3	280	258
AWAY	97	34	49	12	1	255	324
TOTALS	194	74	84	31	4	535	582

TRADITION

RECORDS

PLAYOFFS

HISTORY

PLAYERS

SEASON OPENERS

FIRST HOME GAME

SEASON	DATE	OPPONENT	RESULT
1975-76	10/12/75	VANCOUVER	W 3-0
1976-77	10/10/76	VANCOUVER	W 5-1
1977-78	10/15/77	COLORADO	T 3-3
1978-79	10/11/78	ATLANTA	T 4-4
1979-80	10/10/79	EDMONTON	W 4-2
1980-81	10/09/80	BUFFALO	W 4-3
1981-82	10/07/81	PITTSBURGH	T 5-5
1982-83	10/06/82	TORONTO	T 3-3
1983-84	10/05/83	ST. LOUIS	W 4-3
1984-85	10/11/84	DETROIT	W 7-3
1985-86	10/13/85	TORONTO	L 1-5
1986-87	10/09/86	NY ISLANDERS	W 3-2
1987-88	10/08/87	TORONTO	L 5-7
1988-89	10/06/88	NY RANGERS	T 2-2
1989-90	10/05/89	ST. LOUIS	L 3-8
1990-91	10/04/90	NY RANGERS	W 4-3
1991-92	10/03/91	TORONTO	T 3-3
1992-93	10/11/92	TAMPA BAY	T 4-4
1993-94	10/06/93	FLORIDA	T 4-4
1994-95	01/25/95	EDMONTON	W 5-1
1995-96	10/12/95	PITTSBURGH	W 5-1
1996-97	10/09/96	ANAHEIM	L 0-2
1997-98	10/09/97	TAMPA BAY	L 1-4
1998-99	10/10/98	NEW JERSEY	W 2-1
1999-2000	10/08/99	PHOENIX	T 3-3
2000-01	10/12/00	DETROIT	L 0-4
2001-02	10/11/01	PHOENIX	W 3-0
2002-03	10/13/02	BUFFALO	W 3-0
2003-04	10/08/03	MINNESOTA	W 1-0
2004-05	- SEASON CANCELED -		
2005-06	10/05/05	ANAHEIM	L 3-5
2006-07	10/07/06	COLUMBUS	L 4-5
2007-08	10/06/07	DETROIT	W 4-3 (SO)
2008-09	10/13/08	NASHVILLE	L 2-3 (SO)
2009-10	10/02/09	FLORIDA	L 3-4 (SO)*
2010-11	10/09/10	DETROIT	L 2-3
2011-12	10/08/11	DALLAS	W 5-2
2012-13	01/22/13	ST. LOUIS	W 3-2
2013-14	10/01/13	WASHINGTON	W 6-4
2014-15	10/11/14	BUFFALO	W 6-2
2015-16	10/07/15	NY RANGERS	L 3-2
2016-17	10/12/16	ST. LOUIS	L 2-2
2017-18	10/5/17	PITTSBURGH	W 10-1
2018-19	10/7/18	TORONTO	L 7-6 (OT)
2019-20	10/10/19	SAN JOSE	L 5-4
2020-21	01/22/21	DETROIT	W 4-1
2021-22	10/19/21	NY ISLANDERS	L 4-1
2022-23	10/21/22	DETROIT	W 4-3
2023-24	10/21/24	VEGAS	L 3-5

FIRST AWAY GAME

SEASON	DATE	OPPONENT	RESULT
1975-76	10/08/75	NY RANGERS	T 2-2
1976-77	10/07/76	ST. LOUIS	W 6-4
1977-78	10/13/77	PHILADELPHIA	L 1-5
1978-79	10/18/78	WASHINGTON	W 4-2
1979-80	10/13/79	MINNESOTA	L 1-5
1980-81	10/11/80	MONTREAL	W 5-4
1981-82	10/10/81	TORONTO	L 8-9
1982-83	10/09/82	MONTREAL	W 8-7
1983-84	10/08/83	ST. LOUIS	L 1-4
1984-85	10/13/84	NY ISLANDERS	L 6-7
1985-86	10/10/85	QUEBEC	L 2-6
1986-87	10/11/86	DETROIT	L 3-4
1987-88	10/10/87	WASHINGTON	L 4-6
1988-89	10/08/88	TORONTO	L 4-7
1989-90	10/07/89	WASHINGTON	W 3-2
1990-91	10/06/90	ST. LOUIS	W 5-2
1991-92	10/05/91	MINNESOTA	L 2-4
1992-93	10/07/92	TAMPA BAY	L 3-7
1993-94	10/09/93	TORONTO	L 1-2
1994-95	01/20/95	DETROIT	L 1-4
1995-96	10/07/95	SAN JOSE	W 4-3
1996-97	10/05/96	WASHINGTON	W 5-2
1997-98	10/01/97	PHOENIX	L 2-6
1998-99	10/13/98	DALLAS	L 1-3
1999-2000	10/04/99	SAN JOSE	L 1-7
2000-01	10/05/00	BUFFALO	L 2-4
2001-02	10/04/01	VANCOUVER	W 5-4
2002-03	10/10/02	COLUMBUS	L 1-2
2003-04	10/10/03	COLORADO	L 0-5
2004-05	- SEASON CANCELED -		
2005-06	10/11/05	ST. LOUIS	L 1-4
2006-07	10/05/06	NASHVILLE	W 8-6
2007-08	10/04/07	MINNESOTA	L 0-1
2008-09	10/10/08	NY RANGERS	L 2-4
2009-10	10/03/09	FLORIDA	W 4-0*
2010-11	10/07/10	COLORADO	L 3-4 (OT)
2011-12	10/07/10	DALLAS	L 2-1
2012-13	01/19/13	LOS ANGELES	W 5-2
2013-14	10/09/13	ST. LOUIS	L 3-2
2014-15	10/09/14	DALLAS	W 3-2 (SO)
2015-16	10/09/15	NY ISLANDERS	W 3-2 (OT)
2016-17	10/14/16	NASHVILLE	L 3-2
2017-18	10/9/17	TORONTO	L 4-3
2018-19	10/4/18	OTTAWA	W 4-3 (OT)
2019-20	10/4/19	PHILADELPHIA	L 4-3**
2020-21	01/13/21	TAMPA BAY	L 1-5
2021-22	10/13/21	COLORADO	L 2-4
2022-23	10/12/22	COLORADO	L 2-5
2023-24	10/10/24	PITTSBURGH	W 4-2

* GAME PLAYED IN HELSINKI, FINLAND

** GAME PLAYED IN PRAGUE, CZECH REPUBLIC

TRADITION

RECORDS

PLAYOFFS

HISTORY

PLAYERS



PLAYOFFS

2024-25

STANLEY CUP PLAYOFFS RECORD

BLACKHAWKS VS. NHL TEAMS SINCE 1927

TEAM	SERIES			HOME						ROAD						TOTAL					
	TOTAL	W	L	GP	W	L	T	GF	GA	GP	W	L	T	GF	GA	GP	W	L	T	GF	GA
ANAHEIM	1	1	0	3	2	1	0	11	8	4	2	2	0	13	14	7	4	3	0	24	22
ARIZONA	1	0	1	3	0	3	0	4	10	3	2	1	0	8	7	6	2	4	0	12	17
BOSTON	7	2	5	13	4	9	0	31	48	15	5	9	1	49	64	28	9	18	1	80	112
BUFFALO	2	0	2	4	1	3	0	10	15	5	0	5	0	7	21	9	1	8	0	17	36
CALGARY	4	2	2	8	5	3	0	25	18	10	4	6	0	29	35	18	9	9	0	54	53
COLORADO	2	0	2	6	3	3	0	22	22	6	1	5	0	6	27	12	4	8	0	28	49
DALLAS*	6	4	2	17	10	7	0	67	59	16	9	7	0	53	59	33	19	14	0	120	118
DETROIT	16	9	7	40	28	12	0	137	100	41	15	26	0	99	124	81	43	38	0	236	224
EDMONTON	5	2	3	12	7	5	0	50	47	12	4	8	0	43	70	24	11	13	0	93	117
LOS ANGELES	3	2	1	10	8	2	0	32	24	7	3	4	0	15	22	17	11	6	0	47	46
MINNESOTA	3	3	0	8	8	0	0	31	12	7	4	3	0	14	15	15	12	3	0	45	27
MONTREAL	17	5	12	39	21	17	1	92	93	42	8	33	1	93	168	81	29	50	2	185	261
NASHVILLE	3	2	1	8	5	3	0	19	21	8	3	5	0	20	28	16	8	8	0	39	49
NY ISLANDERS	2	0	2	2	0	2	0	1	7	4	0	4	0	5	14	6	0	6	0	6	21
NY RANGERS	5	4	1	13	9	4	0	42	29	11	5	6	0	24	25	24	14	10	0	66	54
PHILADELPHIA	2	2	0	5	5	0	0	26	14	5	3	2	0	19	16	10	8	2	0	45	30
PITTSBURGH	2	1	1	4	2	2	0	11	10	4	2	2	0	13	13	8	4	4	0	24	23
SAN JOSE	1	1	0	2	2	0	0	7	4	2	2	0	0	6	3	4	4	0	0	13	7
ST. LOUIS	12	8	4	31	21	10	0	121	79	32	14	18	0	90	96	63	35	28	0	211	175
TAMPA BAY	1	1	0	3	2	1	0	6	4	3	2	1	0	7	6	6	4	2	0	13	10
TORONTO	9	3	6	20	11	9	0	54	48	18	4	13	1	35	63	38	15	22	1	89	111
VANCOUVER	5	3	2	14	8	6	0	40	38	14	8	6	0	52	39	28	16	12	0	92	77
VEGAS	1	0	1	2	1	1	0	4	3	3	0	3	0	7	12	5	1	4	0	11	15
DEFUNCT CLUBS	4	2	2	4	5	1	0	9	7	5	2	2	1	7	8	9	5	3	1	16	15
TOTALS	114	57	57	271	166	104	1	852	720	277	102	171	4	714	949	548	268	275	5	1,566	1,669

* Includes series vs. Minnesota North Stars

BLACKHAWKS PLAYOFF SERIES RESULTS VS. OPPONENTS

ARIZONA COYOTES

2012 WESTERN CONFERENCE QUARTERFINALS Arizona won best-of-seven series 4-2, outscoring Chicago 17-12.

ANAHEIM DUCKS

2015 WESTERN CONFERENCE FINAL Chicago won best-of-seven series 4-3, outscoring Anaheim 24-22.

BOSTON BRUINS

1927 QUARTERFINALS Boston won two-game, total-goals series 10-5.
1942 QUARTERFINALS Boston won best-of-three series 2-1, Chicago outscoring Boston 7-5.
1970 SEMIFINALS Boston won best-of-seven series 4-0, outscoring Chicago 20-10.
1974 SEMIFINALS Boston won best-of-seven series 4-2, outscoring Chicago 28-20.
1975 PRELIMINARY ROUND Chicago won best-of-three series 2-1, Boston outscoring Chicago 15-12.
1978 QUARTERFINALS Boston won best-of-seven series 4-0, outscoring Chicago 19-9.
2013 STANLEY CUP FINAL Chicago won best-of-seven series 4-2, outscoring Boston 17-15.

BUFFALO SABRES

1975 QUARTERFINALS Buffalo won best-of-seven series 4-1, outscoring Chicago 20-10.
1980 QUARTERFINALS Buffalo won best-of-seven series 4-0, outscoring Chicago 16-7.

TRADITION
RECORDS
PLAYOFFS
HISTORY
PLAYERS

PLAYOFF RESULTS VS. OPPONENT

CALGARY FLAMES

1981	PRELIMINARY ROUND	Calgary won best-of-five series 3-0, outscoring Chicago 15-9.
1989	CONFERENCE FINAL	Calgary won best-of-seven series 4-1, outscoring Chicago 15-8.
1996	WESTERN CONFERENCE QUARTERFINALS	Chicago won best-of-seven series 4-0, outscoring Calgary 16-7.
2009	WESTERN CONFERENCE QUARTERFINALS	Chicago won best-of-seven series 4-2, outscoring Calgary 21-16.

COLORADO AVALANCHE

1996	WESTERN CONFERENCE SEMIFINALS	Colorado won best-of-seven series 4-2, outscoring Chicago 21-14.
1997	WESTERN CONFERENCE QUARTERFINALS	Colorado won best-of-seven series 4-2, outscoring Chicago 28-14.

DALLAS (MINNESOTA) STARS

1982	DIVISION SEMIFINALS	Chicago won best-of-five series 3-1, with each team scoring 14 goals.
1983	DIVISION FINALS	Chicago won best-of-seven series 4-1, outscoring Minnesota 22-16.
1984	DIVISION SEMIFINALS	Minnesota won best-of-five series 3-2, outscoring Chicago 18-14.
1985	DIVISION FINALS	Chicago won best-of-seven series 4-2, outscoring Minnesota 33-29.
1990	DIVISION SEMIFINALS	Chicago won best-of-seven series 4-3, outscoring Minnesota 21-18.
1991	DIVISION SEMIFINALS	Minnesota won best-of-seven series 4-2, outscoring Chicago 23-16.

DETROIT RED WINGS

1934	STANLEY CUP FINAL	Chicago won best-of-five series 3-1, outscoring Detroit 9-7.
1941	SEMIFINALS	Detroit won best-of-three series 2-0, outscoring Chicago 5-2.
1944	SEMIFINALS	Chicago won best-of-seven series 4-1, outscoring Detroit 17-8.
1961	STANLEY CUP FINAL	Chicago won best-of-seven series 4-2, outscoring Detroit 19-12.
1963	SEMIFINALS	Detroit won best-of-seven series 4-2, outscoring Chicago 25-19.
1964	SEMIFINALS	Detroit won best-of-seven series 4-3, outscoring Chicago 24-18.
1965	SEMIFINALS	Chicago won best-of-seven series 4-3, outscoring Detroit 23-19.
1966	SEMIFINALS	Detroit won best-of-seven series 4-2, outscoring Chicago 22-10.
1970	QUARTERFINALS	Chicago won best-of-seven series 4-0, outscoring Detroit 16-8.
1985	DIVISION SEMIFINALS	Chicago won best-of-five series 3-0, outscoring Detroit 23-8.
1987	DIVISION SEMIFINALS	Detroit won best-of-seven series 4-0, outscoring Chicago 15-6.
1989	DIVISION SEMIFINALS	Chicago won best-of-seven series 4-2, outscoring Detroit 25-18.
1992	DIVISION FINALS	Chicago won best-of-seven series 4-0, outscoring Detroit 11-6.
1995	WESTERN CONFERENCE FINAL	Detroit won best-of-seven series 4-1, outscoring Chicago 13-12.
2009	WESTERN CONFERENCE FINAL	Detroit won best-of-seven series 4-1, outscoring Chicago 19-10.
2013	WESTERN CONFERENCE SEMIFINALS	Chicago won best-of-seven series 4-3, outscoring Detroit 16-15.

EDMONTON OILERS

1983	CONFERENCE FINALS	Edmonton won best-of-seven series 4-0, outscoring Chicago 25-11.
1985	CONFERENCE FINALS	Edmonton won best-of-seven series 4-2, outscoring Chicago 44-25.
1990	CONFERENCE FINALS	Edmonton won best-of-seven series 4-2, outscoring Chicago 25-20.
1992	CONFERENCE FINALS	Chicago won best-of-seven series 4-0, outscoring Edmonton 21-8.
2020	QUALIFYING ROUND	Chicago won best-of-five series 3-1, outscoring Edmonton 16-15.

LOS ANGELES KINGS

1974	QUARTERFINALS	Chicago won best-of-seven series 4-1, outscoring Los Angeles 10-7.
2013	WESTERN CONFERENCE FINAL	Chicago won best-of-seven series 4-1, outscoring Los Angeles 14-11.
2014	WESTERN CONFERENCE FINAL	Los Angeles won best-of-seven series 4-3, outscoring Chicago 28-23.

MINNESOTA WILD

2013	WESTERN CONFERENCE QUARTERFINALS	Chicago won best-of-seven series 4-1, outscoring Minnesota 17-7.
2014	WESTERN CONFERENCE SECOND ROUND	Chicago won best-of-seven series 4-2, outscoring Minnesota 15-13.
2015	WESTERN CONFERENCE SECOND ROUND	Chicago won best-of-seven series 4-0, outscoring Minnesota 13-7.

TRADITION

RECORDS

PLAYOFFS

HISTORY

PLAYERS

PLAYOFF RESULTS VS. OPPONENT

MONTREAL CANADIENS

1930	QUARTERFINALS	Montreal won two-game, total-goals series 3-2.
1931	STANLEY CUP FINAL	Montreal won best-of-five series 3-2, outscoring Chicago 11-8.
1934	QUARTERFINALS	Chicago won two-game, total-goals series 4-3.
1938	QUARTERFINALS	Chicago won best-of-three series 2-1, outscoring Montreal 11-8.
1941	QUARTERFINALS	Chicago won best-of-three series 2-1, outscoring Montreal 8-7.
1944	STANLEY CUP FINAL	Montreal won best-of-seven series 4-0, outscoring Chicago 16-8.
1946	SEMIFINALS	Montreal won best-of-seven series 4-0, outscoring Chicago 26-7.
1953	SEMIFINALS	Montreal won best-of-seven series 4-3, outscoring Chicago 18-14.
1959	SEMIFINALS	Montreal won best-of-seven series 4-2, outscoring Chicago 21-16.
1960	SEMIFINALS	Montreal won best-of-seven series 4-0, outscoring Chicago 14-6.
1961	SEMIFINALS	Chicago won best-of-seven series 4-2, outscoring Montreal 16-15.
1962	SEMIFINALS	Chicago won best-of-seven series 4-2, outscoring Montreal 19-13.
1965	STANLEY CUP FINAL	Montreal won best-of-seven series 4-3, outscoring Chicago 18-12.
1968	SEMIFINALS	Montreal won best-of-seven series 4-1, outscoring Chicago 22-10.
1971	STANLEY CUP FINAL	Montreal won best-of-seven series 4-3, outscoring Chicago 20-18.
1973	STANLEY CUP FINAL	Montreal won best-of-seven series 4-2, outscoring Chicago 33-23.
1976	QUARTERFINALS	Montreal won best-of-seven series 4-0, outscoring Chicago 13-3.

NASHVILLE PREDATORS

2010	WESTERN CONFERENCE QUARTERFINALS	Chicago won best-of-seven series 4-2, outscoring Nashville 17-15.
2015	WESTERN CONFERENCE FIRST ROUND	Chicago won best-of-seven series 4-2, Nashville outscoring Chicago 21-19.
2017	WESTERN CONFERENCE FIRST ROUND	Nashville won best-of-seven series 4-0, outscoring Chicago 13-3.

NEW YORK ISLANDERS

1977	PRELIMINARY ROUND	NY Islanders won best-of-three series 2-0, outscoring Chicago 7-3.
1979	QUARTERFINALS	NY Islanders won best-of-seven series 4-0, outscoring Chicago 14-3.

NEW YORK RANGERS

1931	SEMIFINALS	Chicago won two-game, total-goals series 3-0.
1968	QUARTERFINALS	Chicago won best-of-seven series 4-2, outscoring NY Rangers 18-12.
1971	SEMIFINALS	Chicago won best-of-seven series 4-3, outscoring NY Rangers 21-14.
1972	SEMIFINALS	NY Rangers won best-of-seven series 4-0, outscoring Chicago 17-9.
1973	SEMIFINALS	Chicago won best-of-seven series 4-1, outscoring NY Rangers 15-11.

PHILADELPHIA FLYERS

1971	QUARTERFINALS	Chicago won best-of-seven series 4-0, outscoring Philadelphia 20-8.
2010	STANLEY CUP FINAL	Chicago won best-of-seven series 4-2, outscoring Philadelphia 25-22.

PITTSBURGH PENGUINS

1972	QUARTERFINALS	Chicago won best-of-seven series 4-0, outscoring Pittsburgh 14-8.
1992	STANLEY CUP FINAL	Pittsburgh won best-of-seven series 4-0, outscoring Chicago 15-10.

SAN JOSE SHARKS

2010	WESTERN CONFERENCE FINAL	Chicago won best-of-seven series 4-0, outscoring San Jose 13-7.
------	--------------------------	---

TRADITION

RECORDS

PLAYOFFS

HISTORY

PLAYERS

PLAYOFF RESULTS VS. OPPONENT

ST. LOUIS BLUES

1973	QUARTERFINALS	Chicago won best-of-seven series 4-1, outscoring St. Louis 22-9.
1980	PRELIMINARY ROUND	Chicago won best-of-five series 3-0, outscoring St. Louis 12-4.
1982	DIVISION FINALS	Chicago won best-of-seven series 4-2, outscoring St. Louis 23-19.
1983	DIVISION SEMIFINALS	Chicago won best-of-five series 3-1, outscoring St. Louis 16-10.
1988	DIVISION SEMIFINALS	St. Louis won best-of-seven series 4-1, outscoring Chicago 21-17.
1989	DIVISION FINALS	Chicago won best-of-seven series 4-1, outscoring St. Louis 19-12.
1990	DIVISION FINALS	Chicago won best-of-seven series, 4-3, outscoring St. Louis 28-22.
1992	DIVISION SEMIFINALS	Chicago won best-of-seven series 4-2, outscoring St. Louis 23-19.
1993	DIVISION SEMIFINALS	St. Louis won best-of-seven series 4-1, outscoring Chicago 21-17.
2002	WESTERN CONFERENCE QUARTERFINALS	St. Louis won best-of-seven series 4-1, outscoring Chicago 13-5.
2014	WESTERN CONFERENCE FIRST ROUND	Chicago won best-of-seven series 4-2, outscoring St. Louis 20-14.
2016	WESTERN CONFERENCE FIRST ROUND	St. Louis won best-of-seven series 4-3, Chicago outscoring St. Louis 20-19.

TAMPA BAY LIGHTNING

2015	STANLEY CUP FINAL	Chicago won best-of-seven series 4-2, outscoring Tampa Bay 13-10.
------	-------------------	---

TORONTO MAPLE LEAFS

1931	QUARTERFINALS	Chicago won two-game, total-goals series 4-3.
1932	QUARTERFINALS	Toronto won two-game, total-goals series 6-2.
1938	STANLEY CUP FINAL	Chicago won best-of-five series 3-1, outscoring Toronto 10-8.
1940	QUARTERFINALS	Toronto won best-of-three series 2-0, outscoring Chicago 5-3.
1962	STANLEY CUP FINAL	Toronto won best-of-seven series 4-2, outscoring Chicago 18-15.
1967	SEMIFINALS	Toronto won best-of-seven series 4-2, outscoring Chicago 18-14.
1986	DIVISION SEMIFINALS	Toronto won best-of-five series 3-0, outscoring Chicago 18-9.
1994	WESTERN CONFERENCE QUARTERFINALS	Toronto won best-of-seven series 4-2, outscoring Chicago 15-10.
1995	WESTERN CONFERENCE QUARTERFINALS	Chicago won best-of-seven series 4-3, outscoring Toronto 22-20.

VANCOUVER CANUCKS

1982	CONFERENCE FINALS	Vancouver won best-of-seven series 4-1, outscoring Chicago 18-13.
1995	WESTERN CONFERENCE SEMIFINALS	Chicago won best-of-seven series 4-0, outscoring Vancouver 11-6.
2009	WESTERN CONFERENCE SEMIFINALS	Chicago won best-of-seven series 4-2, outscoring Vancouver 23-19.
2010	WESTERN CONFERENCE SEMIFINALS	Chicago won best-of-seven series 4-2, outscoring Vancouver 23-18.
2011	WESTERN CONFERENCE QUARTERFINALS	Vancouver won best-of-seven series 4-3, Chicago outscoring Vancouver 22-16.

VEGAS GOLDEN KNIGHTS

2020	WESTERN CONFERENCE QUARTERFINALS	Vegas won best-of-seven series 4-1, outscoring Chicago 16-11.
------	----------------------------------	---

DEFUNCT CLUBS

1934	SEMIFINALS	Chicago defeated Montreal Maroons in two-game, total-goals series 6-2.
1935	QUARTERFINALS	Montreal Maroons defeated Chicago in two-game, total-goals series 1-0.
1936	QUARTERFINALS	NY Americans defeated Chicago in two-game, total-goals series 7-5.
1938	SEMIFINALS	Chicago defeated NY Americans in best-of-three series 2-1, each team scoring five goals.

TRADITION

RECORDS

PLAYOFFS

HISTORY

PLAYERS

YEAR-BY-YEAR RESULTS

1927 QUARTERFINALS

Boston won total-goals series 10-5

DATE	OPPONENT	SCORE	RESULT
03/29	BOSTON	1-6	L
03/31	@ Boston	4-4	T

1930 QUARTERFINALS

Montreal won total-goals series 3-2

DATE	OPPONENT	SCORE	RESULT
03/23	MONTREAL	0-1	L
03/26	@ Montreal	2-2*	T

1931 QUARTERFINALS

Chicago won total-goals series 4-3

DATE	OPPONENT	SCORE	RESULT
03/24	@ Toronto	2-2	T
03/26	TORONTO	2-1*	W

1931 SEMIFINALS

Chicago won total-goals series 3-0

DATE	OPPONENT	SCORE	RESULT
03/29	NY RANGERS	2-0	W
03/31	@ NY Rangers	1-0	W

1931 STANLEY CUP FINAL

Montreal won best-of-five series 3-2

DATE	OPPONENT	SCORE	RESULT
04/03	MONTREAL	1-2	L
04/05	MONTREAL	2-1*	W
04/09	@ Montreal	3-2*	W
04/11	@ Montreal	2-4	L
04/14	@ Montreal	0-2	L

1932 QUARTERFINALS

Toronto won total-goals series 6-2

DATE	OPPONENT	SCORE	RESULT
03/27	TORONTO	1-0	W
03/29	@ Toronto	1-6	L

1934 QUARTERFINALS

Chicago won total-goals series 4-3

DATE	OPPONENT	SCORE	RESULT
03/22	@ Montreal	3-2	W
03/25	MONTREAL	1-1*	T

1934 SEMIFINALS

Chicago won total-goals series 6-2

DATE	OPPONENT	SCORE	RESULT
03/28	@ Mtl Maroons	3-0	W
04/01	MTL MAROONS	3-2	W

1934 STANLEY CUP FINAL

Chicago won best-of-five series 3-1

DATE	OPPONENT	SCORE	RESULT
04/03	@ Detroit	2-1*	W
04/05	@ Detroit	4-1	W
04/08	DETROIT	2-5	L
04/10	DETROIT	1-0*	W

1935 QUARTERFINALS

Maroons won total-goals series 1-0

DATE	OPPONENT	SCORE	RESULT
03/23	@ Mtl Maroons	0-0	T
03/26	MTL MAROONS	0-1*	L

1936 QUARTERFINALS

Americans won total-goals series 7-5

DATE	OPPONENT	SCORE	RESULT
03/24	@ NY Americans	0-3	L
03/26	NY AMERICANS	5-4	W

1938 QUARTERFINALS

Chicago won best-of-three series 2-1

DATE	OPPONENT	SCORE	RESULT
03/22	@ Montreal	4-6	L
03/24	MONTREAL	4-0	W
03/26	@ Montreal	3-2*	W

1938 SEMIFINALS

Chicago won best-of-three series 2-1

DATE	OPPONENT	SCORE	RESULT
03/29	@ NY Americans	1-3	L
03/31	NY AMERICANS	1-0*	W
04/03	@ NY Americans	3-2	W

1938 STANLEY CUP FINAL

Chicago won best-of-five series 3-1

DATE	OPPONENT	SCORE	RESULT
04/05	@ Toronto	3-1	W
04/07	@ Toronto	1-5	L
04/10	TORONTO	2-1	W
04/12	TORONTO	4-1	W

1940 QUARTERFINALS

Toronto won best-of-three series 2-0

DATE	OPPONENT	SCORE	RESULT
03/19	@ Toronto	2-3*	L
03/21	TORONTO	1-2	L

1941 QUARTERFINALS

Chicago won best-of-three series 2-1

DATE	OPPONENT	SCORE	RESULT
03/20	MONTREAL	2-1	W
03/22	@ Montreal	3-4*	L
03/25	MONTREAL	3-2	W

1941 SEMIFINALS

Detroit won best-of-three series 2-0

DATE	OPPONENT	SCORE	RESULT
03/27	@ Detroit	1-3	L
03/30	DETROIT	1-2*	L

1942 QUARTERFINALS

Boston won best-of-three series 2-1

DATE	OPPONENT	SCORE	RESULT
03/22	BOSTON	1-2*	L
03/24	@ Boston	4-0	W
03/26	@ Boston	2-3	L

1944 SEMIFINALS

Chicago won best-of-seven series 4-1

DATE	OPPONENT	SCORE	RESULT
03/21	@ Detroit	2-1	W
03/23	@ Detroit	1-4	L
03/26	DETROIT	2-0	W
03/28	DETROIT	7-1	W
03/30	@ Detroit	5-2	W

1944 STANLEY CUP FINAL

Montreal won best-of-seven series 4-0

DATE	OPPONENT	SCORE	RESULT
04/04	@ Montreal	1-5	L
04/06	MONTREAL	1-3	L
04/09	MONTREAL	2-3	L
04/13	@ Montreal	4-5*	L

1946 SEMIFINALS

Montreal won best-of-seven series 4-0

DATE	OPPONENT	SCORE	RESULT
03/19	@ Montreal	2-6	L
03/21	@ Montreal	1-5	L
03/24	MONTREAL	2-8	L
03/26	MONTREAL	2-7	L

1953 SEMIFINALS

Montreal won best-of-seven series 4-3

DATE	OPPONENT	SCORE	RESULT
03/24	@ Montreal	1-3	L
03/26	@ Montreal	3-4	L
03/29	MONTREAL	2-1*	W
03/31	MONTREAL	3-1	W
04/02	@ Montreal	4-2	W
04/04	MONTREAL	0-3	L
04/07	@ Montreal	1-4	L

1959 SEMIFINALS

Montreal won best-of-seven series 4-2

DATE	OPPONENT	SCORE	RESULT
03/24	@ Montreal	2-4	L
03/26	@ Montreal	1-5	L
03/28	MONTREAL	4-2	W
03/31	MONTREAL	3-1	W
04/02	@ Montreal	2-4	L
04/04	MONTREAL	4-5	L

* Indicates overtime game.

TRADITION

RECORDS

PLAYOFFS

HISTORY

PLAYERS

1960 SEMIFINALS

Montreal won best-of-seven series 4-0

DATE	OPPONENT	SCORE	RESULT
03/24	@ Montreal	3-4	L
03/26	@ Montreal	3-4*	L
03/29	MONTREAL	0-4	L
03/31	MONTREAL	0-2	L

1961 SEMIFINALS

Chicago won best-of-seven series 4-2

DATE	OPPONENT	SCORE	RESULT
03/21	@ Montreal	2-6	L
03/23	@ Montreal	4-3	W
03/26	MONTREAL	2-1*	W
03/28	MONTREAL	2-5	L
04/01	@ Montreal	3-0	W
04/04	MONTREAL	3-0	W

1961 STANLEY CUP FINAL

Chicago won best-of-seven series 4-2

DATE	OPPONENT	SCORE	RESULT
04/06	DETROIT	3-2	W
04/08	@ Detroit	1-3	L
04/10	DETROIT	3-1	W
04/12	@ Detroit	1-2	L
04/14	DETROIT	6-3	W
04/16	@ Detroit	5-1	W

1962 SEMIFINALS

Chicago won best-of-seven series 4-2

DATE	OPPONENT	SCORE	RESULT
03/27	@ Montreal	1-2	L
03/29	@ Montreal	3-4	L
04/01	MONTREAL	4-1	W
04/03	MONTREAL	5-3	W
04/05	@ Montreal	4-3	W
04/08	MONTREAL	2-0	W

1962 STANLEY CUP FINAL

Toronto won best-of-seven series 4-2

DATE	OPPONENT	SCORE	RESULT
04/10	@ Toronto	1-4	L
04/12	@ Toronto	2-3	L
04/15	TORONTO	3-0	W
04/17	TORONTO	4-1	W
04/19	@ Toronto	4-8	L
04/22	TORONTO	1-2	L

1963 SEMIFINALS

Detroit won best-of-seven series 4-2

DATE	OPPONENT	SCORE	RESULT
03/26	DETROIT	5-4	W
03/28	DETROIT	5-2	W
03/31	@ Detroit	2-4	L
04/02	@ Detroit	1-4	L
04/04	DETROIT	2-4	L
04/07	@ Detroit	4-7	L

1964 SEMIFINALS

Detroit won best-of-seven series 4-3

DATE	OPPONENT	SCORE	RESULT
03/26	DETROIT	4-1	W
03/29	DETROIT	4-5	L
03/31	@ Detroit	0-3	L
04/02	@ Detroit	3-2*	W
04/05	DETROIT	3-2	W
04/07	@ Detroit	2-7	L
04/09	DETROIT	2-4	L

1965 SEMIFINALS

Chicago won best-of-seven series 4-3

DATE	OPPONENT	SCORE	RESULT
04/01	@ Detroit	3-4	L
04/04	@ Detroit	3-6	L
04/06	DETROIT	5-2	W
04/08	DETROIT	2-1	W
04/11	@ Detroit	2-4	L
04/13	DETROIT	4-0	W
04/15	@ Detroit	4-2	W

1965 STANLEY CUP FINAL

Montreal won best-of-seven series 4-3

DATE	OPPONENT	SCORE	RESULT
04/17	@ Montreal	2-3	L
04/20	@ Montreal	0-2	L
04/22	MONTREAL	3-1	W
04/25	MONTREAL	5-1	W
04/27	@ Montreal	0-6	L
04/29	MONTREAL	2-1	W
05/01	@ Montreal	0-4	L

1966 SEMIFINALS

Detroit won best-of-seven series 4-2

DATE	OPPONENT	SCORE	RESULT
04/07	DETROIT	2-1	W
04/10	DETROIT	0-7	L
04/12	@ Detroit	2-1	W
04/14	@ Detroit	1-5	L
04/17	DETROIT	3-5	L
04/19	@ Detroit	2-3	L

1967 SEMIFINALS

Toronto won best-of-seven series 4-2

DATE	OPPONENT	SCORE	RESULT
04/06	TORONTO	5-2	W
04/09	TORONTO	1-3	L
04/11	@ Toronto	1-3	L
04/13	@ Toronto	4-3	W
04/15	TORONTO	2-4	L
04/18	@ Toronto	1-3	L

1968 QUARTERFINALS

Chicago won best-of-seven series 4-2

DATE	OPPONENT	SCORE	RESULT
04/04	@ NY Rangers	1-3	L
04/09	@ NY Rangers	1-2	L
04/11	NY RANGERS	7-4	W
04/13	NY RANGERS	3-1	W
04/14	@ NY Rangers	2-1	W
04/16	NY RANGERS	4-1	W

1968 SEMIFINALS

Montreal won best-of-seven series 4-1

DATE	OPPONENT	SCORE	RESULT
04/18	@ Montreal	2-9	L
04/20	@ Montreal	1-4	L
04/23	MONTREAL	2-4	L
04/25	MONTREAL	2-1	W
04/28	@ Montreal	3-4*	L

1970 QUARTERFINALS

Chicago won best-of-seven series 4-0

DATE	OPPONENT	SCORE	RESULT
04/08	DETROIT	4-2	W
04/09	DETROIT	4-2	W
04/11	@ Detroit	4-2	W
04/12	@ Detroit	4-2	W

1970 SEMIFINALS

Boston won best-of-seven series 4-0

DATE	OPPONENT	SCORE	RESULT
04/19	BOSTON	3-6	L
04/21	BOSTON	1-4	L
04/23	@ Boston	2-5	L
04/26	@ Boston	4-5	L

1971 QUARTERFINALS

Chicago won best-of-seven series 4-0

DATE	OPPONENT	SCORE	RESULT
04/07	PHILADELPHIA	5-2	W
04/08	PHILADELPHIA	6-2	W
04/10	@ Philadelphia	3-2	W
04/11	@ Philadelphia	6-2	W

1971 SEMIFINALS

Chicago won best-of-seven series 4-3

DATE	OPPONENT	SCORE	RESULT
04/18	NY RANGERS	1-2*	L
04/20	NY RANGERS	3-0	W
04/22	@ NY Rangers	1-4	L
04/25	@ NY Rangers	7-1	W
04/27	NY RANGERS	3-2*	W
04/29	@ NY Rangers	2-3*	L
05/02	NY RANGERS	4-2	W

1971 STANLEY CUP FINAL

Montreal won best-of-seven series 4-3

DATE	OPPONENT	SCORE	RESULT
05/04	MONTREAL	2-1*	W
05/06	MONTREAL	5-3	W
05/09	@ Montreal	2-4	L
05/11	@ Montreal	2-5	L
05/13	MONTREAL	2-0	W
05/16	@ Montreal	3-4	L
05/18	MONTREAL	2-3	L

* Indicates overtime game.

YEAR-BY-YEAR RESULTS

1972 QUARTERFINALS

Chicago won best-of-seven series 4-0

DATE	OPPONENT	SCORE	RESULT
04/05	PITTSBURGH	3-1	W
04/06	PITTSBURGH	3-2	W
04/08	@ Pittsburgh	2-0	W
04/09	@ Pittsburgh	6-5*	W

1972 SEMIFINALS

NY Rangers won best-of-seven series 4-0

DATE	OPPONENT	SCORE	RESULT
04/16	NY RANGERS	2-3	L
04/18	NY RANGERS	3-5	L
04/20	@ NY Rangers	2-3	L
04/23	@ NY Rangers	2-6	L

1973 QUARTERFINALS

Chicago won best-of-seven series 4-1

DATE	OPPONENT	SCORE	RESULT
04/04	ST. LOUIS	7-1	W
04/05	ST. LOUIS	1-0	W
04/07	@ St. Louis	5-2	W
04/08	@ St. Louis	3-5	L
04/10	ST. LOUIS	6-1	W

1973 SEMIFINALS

Chicago won best-of-seven series 4-1

DATE	OPPONENT	SCORE	RESULT
04/12	NY RANGERS	1-4	L
04/15	NY RANGERS	5-4	W
04/17	@ NY Rangers	2-1	W
04/19	@ NY Rangers	3-1	W
04/24	NY RANGERS	4-1	W

1973 STANLEY CUP FINAL

Montreal won best-of-seven series 4-2

DATE	OPPONENT	SCORE	RESULT
04/29	@ Montreal	3-8	L
05/01	@ Montreal	1-4	L
05/03	MONTREAL	7-4	W
05/06	MONTREAL	0-4	L
05/08	@ Montreal	8-7	W
05/10	MONTREAL	4-6	L

1974 QUARTERFINALS

Chicago won best-of-seven series 4-1

DATE	OPPONENT	SCORE	RESULT
04/10	LOS ANGELES	3-1	W
04/11	LOS ANGELES	4-1	W
04/13	@ Los Angeles	1-0	W
04/14	@ Los Angeles	1-5	L
04/16	LOS ANGELES	1-0	W

1974 SEMIFINALS

Boston won best-of-seven series 4-2

DATE	OPPONENT	SCORE	RESULT
04/18	@ Boston	4-2	W
04/21	@ Boston	6-8	L
04/23	BOSTON	4-3*	W
04/25	BOSTON	2-5	L
04/28	@ Boston	2-6	L
04/30	BOSTON	2-4	L

1975 PRELIMINARY ROUND

Chicago won best-of-three series 2-1

DATE	OPPONENT	SCORE	RESULT
04/08	@ Boston	2-8	L
04/10	BOSTON	4-3*	W
04/11	@ Boston	6-4	W

1975 QUARTERFINALS

Buffalo won best-of-seven series 4-1

DATE	OPPONENT	SCORE	RESULT
04/13	@ Buffalo	1-4	L
04/15	@ Buffalo	1-3	L
04/17	BUFFALO	5-4*	W
04/20	BUFFALO	2-6	L
04/22	@ Buffalo	1-3	L

1976 QUARTERFINALS

Montreal won best-of-seven series 4-0

DATE	OPPONENT	SCORE	RESULT
04/11	@ Montreal	0-4	L
04/13	@ Montreal	1-3	L
04/15	MONTREAL	1-2	L
04/18	MONTREAL	1-4	L

1977 PRELIMINARY ROUND

NY Islanders won best-of-three series 2-0

DATE	OPPONENT	SCORE	RESULT
04/05	@ NY Islanders	2-5	L
04/07	@ NY Islanders	1-2	L

1978 QUARTERFINALS

Boston won best-of-seven series 4-0

DATE	OPPONENT	SCORE	RESULT
04/17	@ Boston	1-6	L
04/19	@ Boston	3-4*	L
04/21	BOSTON	3-4*	L
04/23	BOSTON	2-5	L

1979 QUARTERFINALS

NY Islanders won best-of-seven series 4-0

DATE	OPPONENT	SCORE	RESULT
04/16	@ NY Islanders	2-6	L
04/18	@ NY Islanders	0-1*	L
04/20	NY ISLANDERS	0-4	L
04/22	NY ISLANDERS	1-3	L

1980 PRELIMINARY ROUND

Chicago won best-of-five series 3-0

DATE	OPPONENT	SCORE	RESULT
04/08	ST. LOUIS	3-2*	W
04/09	ST. LOUIS	5-1	W
04/11	@ St. Louis	4-1	W

1980 QUARTERFINALS

Buffalo won best-of-seven series 4-0

DATE	OPPONENT	SCORE	RESULT
04/16	@ Buffalo	0-5	L
04/17	@ Buffalo	4-6	L
04/19	BUFFALO	1-2	L
04/20	BUFFALO	2-3	L

1981 PRELIMINARY ROUND

Calgary won best-of-five series 3-0

DATE	OPPONENT	SCORE	RESULT
04/08	@ Calgary	3-4	L
04/09	@ Calgary	2-6	L
04/11	CALGARY	4-5*	L

1982 DIVISION SEMIFINALS

Chicago won best-of-five series 3-1

DATE	OPPONENT	SCORE	RESULT
04/07	@ Minnesota	3-2*	W
04/08	@ Minnesota	5-3	W
04/10	MINNESOTA	1-7	L
04/11	MINNESOTA	5-2	W

1982 DIVISION FINALS

Chicago won best-of-seven series 4-2

DATE	OPPONENT	SCORE	RESULT
04/15	@ St. Louis	5-4	W
04/16	@ St. Louis	1-3	L
04/18	ST. LOUIS	6-5	W
04/19	ST. LOUIS	7-4	W
04/21	@ St. Louis	2-3*	L
04/23	ST. LOUIS	2-0	W

1982 CONFERENCE FINALS

Vancouver won best-of-seven series 4-1

DATE	OPPONENT	SCORE	RESULT
04/27	VANCOUVER	1-2*	W
04/29	VANCOUVER	4-1	W
05/01	@ Vancouver	3-4	L
05/04	@ Vancouver	3-5	L
05/06	VANCOUVER	2-6	L

1983 DIVISION SEMIFINALS

Chicago won best-of-five series 3-1

GAME	OPPONENT	SCORE	RESULT
04/06	ST. LOUIS	2-4	L
04/07	ST. LOUIS	7-2	W
04/09	@ St. Louis	2-1	W
04/10	@ St. Louis	5-3	W

* Indicates overtime game.

TRADITION

RECORDS

PLAYOFFS

HISTORY

PLAYERS

1983 DIVISION FINALS

Chicago won best-of-seven series 4-1

DATE	OPPONENT	SCORE	RESULT
04/14	MINNESOTA	5-2	W
04/15	MINNESOTA	7-4	W
04/17	@ Minnesota	1-5	L
04/18	@ Minnesota	4-3*	W
04/20	MINNESOTA	5-2	W

1983 CONFERENCE FINALS

Edmonton won best-of-seven series 4-0

DATE	OPPONENT	SCORE	RESULT
04/24	@ Edmonton	4-8	L
04/26	@ Edmonton	2-8	L
05/01	EDMONTON	2-3	L
05/03	EDMONTON	3-6	L

1984 DIVISION SEMIFINALS

Minnesota won best-of-five series 3-2

DATE	OPPONENT	SCORE	RESULT
04/04	@ Minnesota	3-1	W
04/05	@ Minnesota	5-6	L
04/07	MINNESOTA	1-4	L
04/08	MINNESOTA	4-3	W
04/10	@ Minnesota	1-4	L

1985 DIVISION SEMIFINALS

Chicago won best-of-five series 3-0

DATE	OPPONENT	SCORE	RESULT
04/10	DETROIT	9-5	W
04/11	DETROIT	6-1	W
04/13	@ Detroit	8-2	W

1985 DIVISION FINALS

Chicago won best-of-seven series 4-2

DATE	OPPONENT	SCORE	RESULT
04/18	MINNESOTA	5-8	L
04/21	MINNESOTA	6-2	W
04/23	@ Minnesota	5-3	W
04/25	@ Minnesota	7-6*	W
04/28	MINNESOTA	4-5*	L
04/30	@ Minnesota	6-5*	W

1985 CONFERENCE FINALS

Edmonton won best-of-seven series 4-2

DATE	OPPONENT	SCORE	RESULT
05/04	@ Edmonton	2-11	L
05/07	@ Edmonton	3-7	L
05/09	EDMONTON	5-2	W
05/12	EDMONTON	8-6	W
05/14	@ Edmonton	5-10	L
05/16	EDMONTON	2-8	L

1986 DIVISION SEMIFINALS

Toronto won best-of-five series 3-0

DATE	OPPONENT	SCORE	RESULT
04/09	TORONTO	3-5	L
04/10	TORONTO	4-6	L
04/12	@ Toronto	2-7	L

1987 DIVISION SEMIFINALS

Detroit won best-of-seven series 4-0

DATE	OPPONENT	SCORE	RESULT
04/08	@ Detroit	1-3	L
04/09	@ Detroit	1-5	L
04/11	DETROIT	3-4*	W
04/12	DETROIT	1-3	L

1988 DIVISION SEMIFINALS

St. Louis won best-of-seven series 4-1

DATE	OPPONENT	SCORE	RESULT
04/06	@ St. Louis	1-4	L
04/07	@ St. Louis	2-3	L
04/09	ST. LOUIS	6-3	W
04/10	ST. LOUIS	5-6	L
04/12	@ St. Louis	3-5	L

1989 DIVISION SEMIFINALS

Chicago won best-of-seven series 4-2

DATE	OPPONENT	SCORE	RESULT
04/05	@ Detroit	2-3	L
04/06	@ Detroit	5-4*	W
04/08	DETROIT	4-2	W
04/09	DETROIT	3-2	W
04/11	@ Detroit	4-6	L
04/13	DETROIT	7-1	W

1989 DIVISION FINALS

Chicago won best-of-seven series 4-1

DATE	OPPONENT	SCORE	RESULT
04/18	@ St. Louis	3-1	W
04/20	@ St. Louis	4-5*	L
04/22	ST. LOUIS	5-2	W
04/24	ST. LOUIS	3-2	W
04/26	@ St. Louis	4-2	W

1989 CONFERENCE FINALS

Calgary won best-of-seven series 4-1

DATE	OPPONENT	SCORE	RESULT
05/02	@ Calgary	0-3	L
05/04	@ Calgary	4-2	W
05/06	CALGARY	2-5	L
05/08	CALGARY	1-2*	L
05/10	@ Calgary	1-3	L

1990 DIVISION SEMIFINALS

Chicago won best-of-seven series 4-3

DATE	OPPONENT	SCORE	RESULT
04/04	MINNESOTA	1-2	L
04/06	MINNESOTA	5-3	W
04/08	@ Minnesota	2-1	W
04/10	@ Minnesota	0-4	L
04/12	MINNESOTA	5-1	W
04/14	@ Minnesota	3-5	L
04/16	MINNESOTA	5-2	W

1990 DIVISION FINALS

Chicago won best-of-seven series 4-3

DATE	OPPONENT	SCORE	RESULT
04/18	ST. LOUIS	3-4	L
04/20	ST. LOUIS	5-3	W
04/22	@ St. Louis	4-5	L
04/24	@ St. Louis	3-2	W
04/26	ST. LOUIS	3-2	W
04/28	@ St. Louis	2-4	L
04/30	ST. LOUIS	8-2	W

1990 CONFERENCE FINALS

Edmonton won best-of-seven series 4-2

DATE	OPPONENT	SCORE	RESULT
05/02	@ Edmonton	2-5	L
05/04	@ Edmonton	4-3	W
05/06	EDMONTON	5-1	W
05/08	EDMONTON	2-4	L
05/10	@ Edmonton	3-4	L
05/12	EDMONTON	4-8	L

1991 DIVISION SEMIFINALS

Minnesota won best-of-seven series 4-2

DATE	OPPONENT	SCORE	RESULT
04/04	MINNESOTA	3-4*	L
04/06	MINNESOTA	5-2	W
04/08	@ Minnesota	6-5	W
04/10	@ Minnesota	3	L
04/12	MINNESOTA	0-6	L
04/14	@ Minnesota	1-3	L

1992 DIVISION SEMIFINALS

Chicago won best-of-seven series 4-2

DATE	OPPONENT	SCORE	RESULT
04/18	ST. LOUIS	3-1	W
04/20	ST. LOUIS	3-5	L
04/22	@ St. Louis	4-5*	L
04/24	@ St. Louis	5-3	W
04/26	ST. LOUIS	6-4	W
04/28	@ St. Louis	2-1	W

* Indicates overtime game.

YEAR-BY-YEAR RESULTS

1992 DIVISION FINALS

Chicago won best-of-seven series 4-0

DATE	OPPONENT	SCORE	RESULT
05/02	@ Detroit	2-1	W
05/04	@ Detroit	3-1	W
05/06	DETROIT	5-4	W
05/08	DETROIT	1-0	W

1992 CONFERENCE FINALS

Chicago won best-of-seven series 4-0

DATE	OPPONENT	SCORE	RESULT
05/16	EDMONTON	8-2	W
05/18	EDMONTON	4-2	W
05/20	@ Edmonton	4-3*	W
05/22	@ Edmonton	5-1	W

1992 STANLEY CUP FINAL

Pittsburgh won best-of-seven series 4-0

DATE	OPPONENT	SCORE	RESULT
05/26	@ Pittsburgh	4-5	L
05/28	@ Pittsburgh	1-3	L
05/30	PITTSBURGH	0-1	L
06/01	PITTSBURGH	5-6	L

1993 DIVISION SEMIFINALS

St. Louis won best-of-seven series 4-0

DATE	OPPONENT	SCORE	RESULT
04/18	ST. LOUIS	3-4	L
04/21	ST. LOUIS	0-2	L
04/23	@ St. Louis	0-3	L
04/25	@ St. Louis	3-4*	L

1994 CONFERENCE QUARTERFINALS

Toronto won best-of-seven series 4-2

DATE	OPPONENT	SCORE	RESULT
04/18	@ Toronto	1-5	L
04/20	@ Toronto	0-1*	L
04/23	TORONTO	5-4	W
04/24	TORONTO	4-3*	W
04/26	@ Toronto	0-1	L
04/28	TORONTO	0-1	L

1995 CONFERENCE QUARTERFINALS

Chicago won best-of-seven series 4-3

DATE	OPPONENT	SCORE	RESULT
05/07	TORONTO	3-5	L
05/09	TORONTO	0-3	L
05/11	@ Toronto	3-2	W
05/13	@ Toronto	3-1	W
05/15	TORONTO	4-2	W
05/17	@ Toronto	4-5*	L
05/19	TORONTO	5-2	W

1995 CONFERENCE SEMIFINALS

Chicago won best-of-seven series 4-0

DATE	OPPONENT	SCORE	RESULT
05/21	VANCOUVER	2-1*	W
05/23	VANCOUVER	2-0	W
05/25	@ Vancouver	3-2*	W
05/27	@ Vancouver	4-3*	W

1995 CONFERENCE FINALS

Detroit won best-of-seven series 4-1

DATE	OPPONENT	SCORE	RESULT
06/01	@ Detroit	1-2*	L
06/04	@ Detroit	2-3	L
06/06	DETROIT	3-4*	L
06/08	DETROIT	5-2	W
06/11	@ Detroit	1-2*	L

1996 CONFERENCE QUARTERFINALS

Chicago won best-of-seven series 4-0

DATE	OPPONENT	SCORE	RESULT
04/17	CALGARY	4-1	W
04/19	CALGARY	3-0	W
04/21	@ Calgary	7-5	W
04/23	@ Calgary	2-1*	W

1996 CONFERENCE SEMIFINALS

Colorado won best-of-seven series 4-2

DATE	OPPONENT	SCORE	RESULT
05/02	@ Colorado	3-2*	W
05/04	@ Colorado	1-5	L
05/06	COLORADO	4-3*	W
05/08	COLORADO	2-3*	L
05/11	@ Colorado	1-4	L
05/13	COLORADO	3-4*	L

1997 CONFERENCE QUARTERFINALS

Colorado won best-of-seven series 4-2

DATE	OPPONENT	SCORE	RESULT
04/16	@ Colorado	0-6	L
04/18	@ Colorado	1-3	L
04/20	COLORADO	4-3*	W
04/22	COLORADO	6-3	W
04/24	@ Colorado	0-7	L
04/26	COLORADO	3-6	L

2002 CONFERENCE QUARTERFINALS

St. Louis won best-of-seven series 4-1

DATE	OPPONENT	SCORE	RESULT
04/18	@ St. Louis	2-1	W
04/20	@ St. Louis	0-2	L
04/21	ST. LOUIS	0-4	L
04/23	ST. LOUIS	0-1	L
04/25	@ St. Louis	3-5	L

2009 CONFERENCE QUARTERFINALS

Chicago won best-of-seven series 4-2

DATE	OPPONENT	SCORE	RESULT
04/16	CALGARY	3-2*	W
04/18	CALGARY	3-2	W
04/20	@ Calgary	2-4	L
04/22	@ Calgary	4-6	L
04/25	CALGARY	5-1	W
04/27	@ Calgary	4-1	W

2009 CONFERENCE SEMIFINALS

Chicago won best-of-seven series 4-2

DATE	OPPONENT	SCORE	RESULT
04/30	@ Vancouver	3-5	L
05/02	@ Vancouver	6-3	W
05/05	VANCOUVER	1-3	L
05/07	VANCOUVER	2-1*	W
05/09	@ Vancouver	4-2	W
05/11	VANCOUVER	7-5	W

2009 CONFERENCE FINALS

Detroit won best-of-seven series 4-1

DATE	OPPONENT	SCORE	RESULT
05/17	@ Detroit	2-5	L
05/19	@ Detroit	2-3*	L
05/22	DETROIT	4-3*	W
05/24	DETROIT	1-6	L
05/27	@ Detroit	1-2*	L

2010 CONFERENCE QUARTERFINALS

Chicago won best-of-seven series 4-2

DATE	OPPONENT	SCORE	RESULT
04/16	NASHVILLE	1-4	L
04/18	NASHVILLE	2-0	W
04/20	@ Nashville	1-4	L
04/22	@ Nashville	3-0	W
04/24	NASHVILLE	5-4*	W
04/26	@ Nashville	5-3	W

2010 CONFERENCE SEMIFINALS

Chicago won best-of-seven series 4-2

DATE	OPPONENT	SCORE	RESULT
05/01	VANCOUVER	1-5	L
05/03	VANCOUVER	4-2	W
05/05	@ Vancouver	5-2	W
05/07	@ Vancouver	7-4	W
05/09	VANCOUVER	1-4	L
05/11	@ Vancouver	5-1	W

2010 CONFERENCE FINALS

Chicago won best-of-seven series 4-0

DATE	OPPONENT	SCORE	RESULT
05/16	@ San Jose	2-1	W
05/18	@ San Jose	4-2	W
05/21	SAN JOSE	3-2*	W
05/23	SAN JOSE	4-2	W

* Indicates overtime game.

TRADITION

RECORDS

PLAYOFFS

HISTORY

PLAYERS

YEAR-BY-YEAR RESULTS

2010 STANLEY CUP FINAL

Chicago won best-of-seven series 4-2

DATE	OPPONENT	SCORE	RESULT
05/29	PHILADELPHIA	6-5	W
05/31	PHILADELPHIA	2-1	W
06/02	@ Philadelphia	3-4*	L
06/04	@ Philadelphia	3-5	L
06/06	PHILADELPHIA	7-4	W
06/09	@ Philadelphia	4-3*	W

2011 CONFERENCE QUARTERFINALS

Vancouver won best-of-seven series 4-3

DATE	OPPONENT	SCORE	RESULT
04/13	@ Vancouver	0-2	L
04/15	@ Vancouver	3-4	L
04/17	VANCOUVER	2-3	L
04/19	VANCOUVER	7-2	W
04/21	@ Vancouver	5-0	W
04/24	VANCOUVER	4-3*	W
04/26	@ Vancouver	1-2*	L

2012 CONFERENCE QUARTERFINALS

Arizona won best-of-seven series 4-2

DATE	OPPONENT	SCORE	RESULT
04/12	@ Arizona	2-3*	L
04/14	@ Arizona	4-3*	W
04/17	ARIZONA	2-3*	L
04/19	ARIZONA	2-3*	L
04/21	@ Arizona	2-1*	W
04/23	ARIZONA	0-4	L

2013 CONFERENCE QUARTERFINALS

Chicago won best-of-seven series 4-1

DATE	OPPONENT	SCORE	RESULT
04/30	MINNESOTA	2-1*	W
05/03	MINNESOTA	5-2	W
05/05	@ Minnesota	2-3*	L
05/07	@ Minnesota	3-0	W
05/09	MINNESOTA	5-1	W

2013 CONFERENCE SEMIFINALS

Chicago won best-of-seven series 4-3

DATE	OPPONENT	SCORE	RESULT
05/15	DETROIT	4-1	W
05/18	DETROIT	1-4	L
05/20	@ Detroit	1-3	L
05/23	@ Detroit	0-2	L
05/25	DETROIT	4-1	W
05/27	@ Detroit	4-3	W
05/29	DETROIT	2-1*	W

2013 CONFERENCE FINALS

Chicago won best-of-seven series 4-1

DATE	OPPONENT	SCORE	RESULT
06/01	LOS ANGELES	2-1	W
06/02	LOS ANGELES	4-2	W
06/04	@ Los Angeles	1-3	L
06/06	@ Los Angeles	3-2	W
06/08	LOS ANGELES	4-3*	W

2013 STANLEY CUP FINAL

Chicago won best-of-seven series 4-2

DATE	OPPONENT	SCORE	RESULT
06/12	BOSTON	4-3*	W
06/15	BOSTON	1-2*	L
06/17	@ Boston	0-2	L
06/19	@ Boston	6-5*	W
06/22	BOSTON	3-1	W
06/24	@ Boston	3-2	W

2014 FIRST ROUND

Chicago won best-of-seven series 4-2

DATE	OPPONENT	SCORE	RESULT
04/17	@ St. Louis	3-4*	L
04/19	@ St. Louis	3-4*	L
04/21	ST. LOUIS	2-0	W
04/23	ST. LOUIS	4-3*	W
04/25	@ St. Louis	3-2*	W
04/27	ST. LOUIS	5-1	W

2014 SECOND ROUND

Chicago won best-of-seven series 4-2

DATE	OPPONENT	SCORE	RESULT
05/02	MINNESOTA	5-2	W
05/04	MINNESOTA	4-1	W
05/06	@ Minnesota	0-4	L
05/09	@ Minnesota	2-4	L
05/11	MINNESOTA	2-1	W
05/13	@ Minnesota	2-1*	W

2014 CONFERENCE FINALS

Los Angeles won best-of-seven series 4-3

DATE	OPPONENT	SCORE	RESULT
05/18	LOS ANGELES	3-1	W
05/21	LOS ANGELES	2-6	L
05/24	@ Los Angeles	3-4	L
05/26	@ Los Angeles	2-5	L
05/28	LOS ANGELES	5-4*	W
05/30	@ Los Angeles	4-3	W
06/01	LOS ANGELES	4-5*	L

2015 FIRST ROUND

Chicago won best-of-seven series 4-2

DATE	OPPONENT	SCORE	RESULT
04/15	@ Nashville	4-3*	W
04/17	@ Nashville	2-6	L
04/19	NASHVILLE	4-2	W
04/21	NASHVILLE	3-2*	W
04/23	@ Nashville	2-5	L
04/25	NASHVILLE	4-3	W

2015 SECOND ROUND

Chicago won best-of-seven series 4-0

DATE	OPPONENT	SCORE	RESULT
05/01	MINNESOTA	4-3	W
05/03	MINNESOTA	4-1	W
05/05	@ Minnesota	1-0	W
05/07	@ Minnesota	4-3	W

2015 CONFERENCE FINALS

Chicago won best-of-seven series 4-3

DATE	OPPONENT	SCORE	RESULT
05/17	@ Anaheim	1-4	L
05/19	@ Anaheim	3-2*	W
05/21	ANAHEIM	1-2	L
05/23	ANAHEIM	5-4*	W
05/25	@ Anaheim	4-5*	L
05/27	ANAHEIM	5-2	W
06/30	@ Anaheim	5-3	W

2015 STANLEY CUP FINAL

Chicago won best-of-seven series 4-2

DATE	OPPONENT	SCORE	RESULT
06/03	@ Tampa Bay	2-1	W
06/06	@ Tampa Bay	3-4	L
06/08	TAMPA BAY	2-3	L
06/10	TAMPA BAY	2-1	W
06/13	@ Tampa Bay	2-1	W
06/15	TAMPA BAY	2-0	W

2016 FIRST ROUND

St. Louis won best-of-seven series 4-3

DATE	OPPONENT	SCORE	RESULT
04/13	@ St. Louis	0-1*	L
04/15	@ St. Louis	3-2	W
04/17	ST. LOUIS	2-3	L
04/19	ST. LOUIS	3-4	L
04/21	@ St. Louis	4-3*	W
04/23	ST. LOUIS	6-3	W
04/25	@ St. Louis	2-3	L

2017 FIRST ROUND

Nashville won best-of-seven series 4-0

DATE	OPPONENT	SCORE	RESULT
04/13	NASHVILLE	0-1	L
04/15	NASHVILLE	0-5	L
04/17	@ Nashville	2-3*	L
04/20	@ Nashville	1-4	L

2020 QUALIFYING ROUND

Chicago won best-of-five series 3-1

(all games played at Rogers Place, Edmonton)

DATE	OPPONENT	SCORE	RESULT
08/01	@ Edmonton	6-4	W
08/03	@ Edmonton	3-6	L
08/05	EDMONTON	4-3	W
08/07	EDMONTON	3-2	W

2020 FIRST ROUND

Vegas won best-of-seven series 4-1

(all games played at Rogers Place, Edmonton)

DATE	OPPONENT	SCORE	RESULT
08/11	at Vegas	1-4	L
08/13	at Vegas	3-4 (OT)	L
08/15	VEGAS	2-1	W
08/16	VEGAS	3-1	W
08/18	at Vegas	3-4	L

* Indicates overtime game.

CAREER PLAYOFF LEADERS

GAMES PLAYED

RANK	NAME	PLAYOFF GAMES
1	STAN MIKITA	155
2	JONATHAN TOEWS	137
3	PATRICK KANE	136
4	DUNCAN KEITH	135
5	DENIS SAVARD	131
6	NIKLAS HJALMARSSON	128
7	BRENT SEABROOK	123
8	PATRICK SHARP	117
9	BOBBY HULL	116
10	ERIC NESTERENKO	115
11	CHICO MAKI	112
	BOB MURRAY	112
13	STEVE LARMER	107
	MARIAN HOSSA	107
15	KEITH BROWN	103
16	TONY ESPOSITO	99
	DOUG JARRETT	99
18	DENNIS HULL	97
19	COREY CRAWFORD	96
20	DOUG WILSON	95
21	MARCUS KRUGER	87
22	TROY MURRAY	86
23	CLIFF KOROLL	85
24	PIERRE PILOTE	82
	JEREMY ROENICK	82
26	PIT MARTIN	80
	KEN WHARRAM	80
28	BRANDON SAAD	76
29	BRYAN BICKELL	75
	DIRK GRAHAM	75
	JOHNNY ODUYA	75

ASSISTS

RANK	NAME	PLAYOFF ASSISTS
1	STAN MIKITA	91
2	DENIS SAVARD	84
3	PATRICK KANE	80
4	JONATHAN TOEWS	74
5	DUNCAN KEITH	68
6	BOBBY HULL	67
7	STEVE LARMER	66
8	DOUG WILSON	61
9	MARIAN HOSSA	52
	PIERRE PILOTE	52
11	JEREMY ROENICK	42
12	BRENT SEABROOK	39
	PAT STAPLETON	39
14	PATRICK SHARP	38
15	BOB MURRAY	37
16	CHRIS CHELIOS	36
	CHICO MAKI	36
18	DENNIS HULL	34
19	TOM LYSIAK	33
20	KEITH BROWN	32
21	CLIFF KOROLL	29
22	AL SECORD	27
	KEN WHARRAM	27
24	NIKLAS HJALMARSSON	26
	DAVE BOLLAND	26
	JIM PAPPIN	26
27	BILL WHITE	25
	PIT MARTIN	25
	TROY MURRAY	25
30	DIRK GRAHAM	22
	ERIC NESTERENKO	22
	BRANDON SAAD	22
33	BILL HAY	21
34	BRYAN BICKELL	19
	ANDREW SHAW	19
	KRIS VERSTEEG	19
	DARRYL SUTTER	19
38	JOHNNY ODUYA	18
	BERNIE NICHOLLS	18
	RICHARD PRESTON	18

TRADITION

RECORDS

PLAYOFFS

HISTORY

PLAYERS

CAREER PLAYOFF LEADERS

GOALS

RANK	NAME	PLAYOFF GOALS
1	BOBBY HULL	62
2	DENIS SAVARD	61
3	STAN MIKITA	59
4	PATRICK KANE	52
5	STEVE LARMER	45
	JONATHAN TOEWS	45
7	PATRICK SHARP	42
8	JEREMY ROENICK	35
9	DENNIS HULL	33
10	PIT MARTIN	26
	JIM PAPPIN	26
12	DARRYL SUTTER	24
13	TOM LYSIAK	23
14	MARIAN HOSSA	21
15	BRYAN BICKELL	20
	BRENT SEABROOK	20
	AL SECORD	20
18	CLIFF KOROLL	19
	BOB MURRAY	19
	DOUG WILSON	19
21	DUNCAN KEITH	18
22	BRANDON SAAD	17
	DAVE BOLLAND	17
	CHICO MAKI	17
	WAYNE PRESLEY	17
26	ANDREW SHAW	16
	JOE MURPHY	16
	KEN WHARRAM	16
29	TROY MURRAY	15
	BILL HAY	15
31	DUSTIN BYFUGLIEN	14
	DIRK GRAHAM	14

POINTS

RANK	NAME	PLAYOFF POINTS
1	STAN MIKITA	150
2	DENIS SAVARD	145
4	PATRICK KANE	132
3	BOBBY HULL	129
6	JONATHAN TOEWS	119
5	STEVE LARMER	111
7	DUNCAN KEITH	86
8	PATRICK SHARP	80
	DOUG WILSON	80
10	JEREMY ROENICK	77
11	MARIAN HOSSA	73
12	DENNIS HULL	67
13	PIERRE PILOTE	60
14	BRENT SEABROOK	59
15	TOM LYSIAK	56
	BOB MURRAY	56
17	CHICO MAKI	53
18	JIM PAPPIN	52
19	PIT MARTIN	51
20	PAT STAPLETON	49
21	CHRIS CHELIOS	48
	CLIFF KOROLL	48
23	AL SECORD	47
24	DAVE BOLLAND	43
	DARRYL SUTTER	43
	KEN WHARRAM	43
27	TROY MURRAY	40
28	BRYAN BICKELL	39
	BRANDON SAAD	39
30	KEITH BROWN	36
	DIRK GRAHAM	36
	BILL HAY	36

HAT TRICK LEADERS

NAME	3GG	4GG	TOT
DENIS SAVARD	2	1	3
DOUG BENTLEY	2	0	2
BOBBY HULL	2	0	2
PIT MARTIN	2	0	2
PATRICK KANE	2	0	2
TONY AMONTE	0	1	1
JIM PAPPIN	1	0	1
DICK REDMOND	1	0	1
WAYNE PRESLEY	1	0	1
DIRK GRAHAM	1	0	1
BRIAN NOONAN	1	0	1
GARY SUTER	1	0	1
DUSTIN BYFUGLIEN	1	0	1
JONATHAN TOEWS	1	0	1
TOTALS	18	2	20

HAT TRICKS

NO.	NAME	DATE	TEAM
1	DOUG BENTLEY	03/28/44	DET
2	DOUG BENTLEY	03/30/44	@DET
3	BOBBY HULL	04/07/63	@DET
4	JIM PAPPIN	04/11/71	@PHI
5	BOBBY HULL	04/09/72	@PIT
6	PIT MARTIN	04/04/73	STL
7	DICK REDMOND	04/04/73	STL
8	PIT MARTIN	05/10/73	MTL
9	DENIS SAVARD	04/19/82	STL
10	DENIS SAVARD (4)	04/10/86	TOR
11	DENIS SAVARD	04/09/88	STL
12	WAYNE PRESLEY	04/13/89	DET
13	DIRK GRAHAM	06/01/92	PIT
14	BRIAN NOONAN	04/18/93	STL
15	TONY AMONTE (4)	04/23/94	TOR
16	GARY SUTER	04/24/94	TOR
17	PATRICK KANE	05/11/09	VAN
18	DUSTIN BYFUGLIEN	05/05/10	@VAN
19	JONATHAN TOEWS	05/07/10	@VAN
20	PATRICK KANE	06/08/13	LAK

BOLD TYPE INDICATES HAT TRICK SCORED IN STANLEY CUP FINAL.

TRADITION

RECORDS

PLAYOFFS

HISTORY

PLAYERS

OVERTIME GOALS

OVERTIME GOALS: FOR

DATE	TEAM	SCORER	TIME	SCORE
03/26/31	TOR	STEWART ADAMS	19:20	2-1*
04/05/31	MTL	JOHN GOTTSELIG	24:50	2-1
04/09/31	@ MTL	CY WENTWORTH	53:50	3-2
03/25/34	MTL	HAROLD "MUSH" MARCH	11:05	1-1*
04/03/34	@ DET	PAUL THOMPSON	21:10	2-1*
04/10/34	DET	HAROLD "MUSH" MARCH	30:05	1-0*
03/26/38	@ MTL	PAUL THOMPSON	11:49	3-2*
03/31/38	NYA	CULLY DAHLSTROM	33:01	1-0*
03/29/53	MTL	AL DEWSBURY	5:18	2-1
03/26/61	MTL	MURRAY BALFOUR	52:12	2-1*
04/02/64	@ DET	MURRAY BALFOUR	8:21	3-2
04/27/71	NYR	BOBBY HULL	6:35	3-2*
05/04/71	MTL	JIM PAPPIN	21:11	2-1
04/09/72	@ PIT	PIT MARTIN	0:12	6-5*
04/23/74	BOS	JIM PAPPIN	3:48	4-3
04/10/75	BOS	IVAN BOLDIREV	7:33	4-3*
04/17/75	BUF	STAN MIKITA	2:31	5-4
04/08/80	STL	DOUG LECUYER	12:34	3-2*
04/07/82	@ MIN	GREG FOX	3:34	3-2*
04/18/83	@ MIN	RICH PRESTON	10:34	4-3*
04/25/85	@ MIN	DARRYL SUTTER	21:57	7-6*
04/30/85	@ MIN	DARRYL SUTTER	15:41	6-5*
04/06/89	@ DET	DUANE SUTTER	14:36	5-4*
05/20/92	@ EDM	JEREMY ROENICK	2:45	4-3*
04/24/94	TOR	JEREMY ROENICK	1:23	4-3
05/21/95	VAN	JOE MURPHY	9:04	2-1*
05/25/95	@ VAN	CHRIS CHELIOS	6:22	3-2*
05/27/95	@ VAN	CHRIS CHELIOS	5:35	4-3*
04/23/96	@ CGY	JOE MURPHY	50:02	2-1*
05/02/96	@ COL	JEREMY ROENICK	6:29	3-2
05/06/96	COL	SERGEI KRIVOKRASOV	0:46	4-3
04/20/97	COL	SERGEI KRIVOKRASOV	31:03	4-3
04/16/09	CGY	MARTIN HAVLAT	0:12	3-2*
05/07/09	VAN	ANDREW LADD	2:52	2-1*
05/22/09	DET	PATRICK SHARP	1:52	4-3
04/24/10	NSH	MARIAN HOSSA	4:07	5-4*
05/21/10	SJS	DUSTIN BYFUGLIEN	12:24	3-2*
06/09/10	@ PHI	PATRICK KANE	4:06	4-3*
04/24/11	VAN	BEN SMITH	15:30	4-3
04/14/12	@ PHX	BRYAN BICKELL	10:36	3-2
04/21/12	@ PHX	JONATHAN TOEWS	2:44	2-1
04/30/13	MIN	BRYAN BICKELL	16:35	2-1*
05/29/13	DET	BRENT SEABROOK	3:35	2-1*
06/08/13	LAK	PATRICK KANE	31:40	4-3*
06/12/13	BOS	ANDREW SHAW	52:08	4-3*
06/19/13	@ BOS	BRENT SEABROOK	9:51	6-5*
04/23/14	STL	PATRICK KANE	11:17	4-3*
04/25/14	@ STL	JONATHAN TOEWS	7:36	3-2*
05/13/14	@ MIN	PATRICK KANE	9:42	2-1*
05/28/14	LAK	MICHAL HANDZUS	22:04	5-4
04/15/15	@ NSH	DUNCAN KEITH	27:49	4-3*
04/21/15	NSH	BRENT SEABROOK	41:00	3-2*
05/19/15	@ ANA	MARCUS KRUGER	56:12	3-2*
05/23/15	ANA	ANTOINE VERMETTE	25:37	5-4*
04/21/16	@ STL	PATRICK KANE	23:07	4-3

OVERTIME GOALS: AGAINST

DATE	TEAM	SCORER	TIME	SCORE
03/26/30	@ MTL	HOWIE MORENZ	51:43	2-2
03/26/35	MTL MA	BALDY NORTHCOOT	4:02	0-1
03/19/40	@ TOR	SYL APPS	6:35	2-3
03/22/41	@ MTL	CHARLIE SANDS	34:04	3-4*
03/30/41	DET	GUS GIESEBRECHT	9:15	1-2
03/22/42	BOS	DES SMITH	6:51	1-2
04/13/44	@ MTL	TOE BLAKE	9:12	4-5
03/26/60	@ MTL	DOUG HARVEY	8:38	3-4
04/28/68	@ MTL	JACQUES LEMAIRE	2:14	3-4
04/18/71	NYR	PETE STEMKOWSKI	1:37	1-2*
04/29/71	@ NYR	PETE STEMKOWSKI	41:29	2-3*
04/19/78	@ BOS	TERRY O'REILLY	1:50	3-4
04/21/78	BOS	PETER MCNAB	10:17	3-4
04/18/79	@ NYI	MIKE BOSSY	2:31	0-1
04/11/81	CGY	WILLI PLETT	35:17	4-5
04/21/82	@ STL	BERNIE FEDERKO	3:28	2-3*
04/27/82	VAN	JIM NILL	28:58	1-2
04/28/85	MIN	DENNIS MARUK	1:14	4-5*
04/11/87	DET	SHAWN BURR	4:51	3-4
04/20/89	@ STL	TONY HRKAC	33:49	4-5*
05/08/89	CGY	AL MACINNIS	15:05	1-2
04/04/91	MIN	BRIAN PROPP	4:14	3-4
04/22/92	@ STL	BRETT HULL	23:33	4-5*
04/25/93	@ STL	CRAIG JANNEY	10:43	3-4
04/20/94	@ TOR	TODD GILL	2:15	0-1
05/17/95	@ TOR	RANDY WOOD	10:00	4-5*
06/01/95	@ DET	NICKLAS LIDSTROM	1:01	1-2
06/06/95	DET	VLADIMIR KONSTANTINOV	29:25	3-4
06/11/95	@ DET	VYACHESLAV KOZLOV	22:25	1-2
05/08/96	COL	JOE SAKIC	44:33	2-3
05/13/96	COL	SANDIS OZOLINSH	25:18	3-4
05/19/09	@ DET	MIKAEL SAMUELSSON	5:14	2-3
05/27/09	@ DET	DARREN HELM	3:58	1-2
06/02/10	@ PHI	CLAUDE GIROUX	5:59	3-4*
04/26/11	@ VAN	ALEXANDRE BURROWS	5:22	1-2
04/12/12	@ PHX	MARTIN HANZAL	9:29	3-2
04/17/12	PHX	MIKKEL BOEDKER	13:15	3-2
04/19/12	PHX	MIKKEL BOEDKER	2:15	3-2
05/05/13	@ MIN	JASON ZUCKER	2:15	3-2*
06/15/13	BOS	DANIEL PAILLE	13:48	2-1*
04/17/14	@ STL	ALEXANDER STEEN	50:26	4-3*
04/19/14	@ STL	BARRET JACKMAN	5:50	4-3*
06/01/14	LAK	ALEC MARTINEZ	5:47	5-4
05/25/15	@ ANA	MATT BELESKEY	0:45	5-4*
04/13/16	@ STL	DAVID BACKES	9:04	1-0
04/17/17	@ NSH	KEVIN FIALA	16:44	3-2
08/13/20	@ VGK	REILLY SMITH	7:14	4-3

* INDICATES BLACKHAWKS WON PLAYOFF SERIES.
BOLD TYPE INDICATES STANLEY CUP-WINNING GOAL.

TRADITION
RECORDS
PLAYOFFS
HISTORY
PLAYERS

GOALTENDERS YEAR-BY-YEAR

YEAR	PLAYER	GP	W	L	T	MINS	GA	SO	GAA
1927	HUGH LEHMAN	2	0	1	1	120	10	0	5.00
1930	CHARLES GARDINER	2	0	1	1	171	3	0	1.05
1931	CHARLES GARDINER	9	5	3	1	638	14	2	1.32
1932	CHARLES GARDINER	2	1	1	0	120	6	1	3.00
1934	CHARLES GARDINER	8	6	1	1	542	12	2	1.33
1935	LORNE CHABOT	2	0	1	1	125	1	1	0.48
1936	MIKE KARAKAS	2	1	1	-	120	7	0	3.50
1938	MIKE KARAKAS	8	6	2	-	525	15	2	1.71
	ALFRED MOORE	1	1	0	-	60	1	0	1.00
	PAUL GOODMAN	1	0	1	-	60	5	0	5.00
1940	PAUL GOODMAN	2	0	2	-	127	5	0	2.37
1941	SAM LOPRESTI	5	2	3	-	344	12	0	2.09
1942	SAM LOPRESTI	3	1	2	-	187	5	1	1.61
1944	MIKE KARAKAS	9	4	5	-	549	24	1	2.62
1946	MIKE KARAKAS	4	0	4	-	240	26	0	6.50
1953	AL ROLLINS	7	3	4	-	425	18	0	2.54
1959	GLENN HALL	6	2	4	-	360	21	0	3.50
1960	GLENN HALL	4	0	4	-	248	14	0	3.39
1961	GLENN HALL	12	8	4	-	771	26	2	2.02
1962	GLENN HALL	12	6	6	-	720	31	2	2.58
1963	GLENN HALL	6	2	4	-	360	25	0	4.17
1964	GLENN HALL	7	3	4	-	408	22	0	3.23
	DENIS DEJORDY	1	0	0	-	20	2	0	6.00
1965	GLENN HALL	13	7	6	-	760	28	1	2.21
	DENIS DEJORDY	2	0	1	-	80	9	0	6.75
1966	GLENN HALL	6	2	4	-	349	22	0	3.78
	DAVE DRYDEN	1	0	0	-	8	0	0	0.00
1967	DENIS DEJORDY	4	1	2	-	184	10	0	3.26
	GLENN HALL	3	1	2	-	175	8	0	2.74
1968	DENIS DEJORDY	11	5	6	-	661	34	0	3.08
1970	TONY ESPOSITO	8	4	4	-	478	27	0	3.39
1971	TONY ESPOSITO	18	11	7	-	1,147	42	2	2.20
1972	TONY ESPOSITO	5	2	3	-	298	16	0	3.22
	GARY SMITH	2	1	1	-	120	3	1	1.50
	GERRY DESJARDINS	1	1	0	-	60	5	0	4.98
1973	TONY ESPOSITO	15	10	5	-	892	46	1	3.09
	GARY SMITH	2	0	1	-	65	5	0	4.59
1974	TONY ESPOSITO	10	6	4	-	580	28	2	2.90
	MIKE VEISOR	2	0	1	-	80	5	0	3.75
1975	TONY ESPOSITO	8	3	5	-	470	34	0	4.33
	MICHEL DUMAS	1	0	0	-	19	1	0	3.24
1976	TONY ESPOSITO	4	0	4	-	239	13	0	3.27
1977	TONY ESPOSITO	2	0	2	-	119	6	0	3.03
1978	TONY ESPOSITO	4	0	4	-	252	19	0	4.53
1979	TONY ESPOSITO	4	0	4	-	239	14	0	3.52
1980	TONY ESPOSITO	6	3	3	-	370	14	0	2.27
	MIKE VEISOR	1	0	1	-	59	6	0	6.08
1981	TONY ESPOSITO	3	0	3	-	215	15	0	4.19
1982	TONY ESPOSITO	7	3	3	-	379	16	1	2.54
	MURRAY BANNERMAN	10	5	4	-	554	35	0	3.79
1983	TONY ESPOSITO	5	3	2	-	310	18	0	3.49
	MURRAY BANNERMAN	8	4	4	-	479	32	0	4.01
1984	MURRAY BANNERMAN	5	2	3	-	299	17	0	3.41
1985	MURRAY BANNERMAN	15	9	6	-	903	72	0	4.79
	WARREN SKORODENSKI	2	0	0	-	33	6	0	10.91
1986	MURRAY BANNERMAN	2	0	1	-	81	9	0	6.65
	BOB SAUVE	2	0	2	-	97	8	0	4.95
1987	BOB SAUVE	4	0	4	-	241	15	0	3.73

TRADITION
RECORDS
PLAYOFFS
HISTORY
PLAYERS

GOALTENDERS YEAR-BY-YEAR

YEAR	PLAYER	GP	W	L	T	MINS	GA	SO	GAA
1988	DARREN PANG	4	1	3	-	239	18	0	4.52
	BOB MASON	1	0	1	-	60	3	0	3.00
1989	ALAIN CHEVRIER	16	9	7	-	1,013	44	0	2.61
	DARREN PANG	2	0	0	-	10	0	0	0.00
1990	ED BELFOUR	9	4	2	-	409	17	0	2.49
	JACQUES CLOUTIER	4	0	2	-	175	8	0	2.74
	GREG MILLEN	14	6	6	-	613	40	0	3.92
1991	ED BELFOUR	6	2	4	-	295	20	0	4.07
	DOMINIC HASEK	3	0	0	-	69	3	0	2.62
1992	ED BELFOUR	18	12	4	-	949	39	1	2.47
	DOMINIC HASEK	3	0	2	-	158	8	0	3.05
1993	ED BELFOUR	4	0	4	-	249	13	0	3.13
1994	ED BELFOUR	6	2	4	-	360	15	0	2.50
1995	ED BELFOUR	16	9	7	-	1,014	37	1	2.19
	JEFF HACKETT	2	0	0	-	26	1	0	2.28
1996	ED BELFOUR	9	6	3	-	666	23	1	2.07
	JEFF HACKETT	1	0	1	-	60	5	0	5.00
1997	JEFF HACKETT	6	2	4	-	345	25	0	4.34
	CHRIS TERRERI	2	0	0	-	44	3	0	4.11
2002	STEVE PASSMORE	3	0	2	-	138	6	0	2.62
	JOCELYN THIBAULT	3	1	2	-	159	7	0	2.65
2009	NIKOLAI KHABIBULIN	15	8	6	-	881	43	0	2.93
	CRISTOBAL HUET	3	1	2	-	130	7	0	3.23
2010	COREY CRAWFORD	1	0	0	-	16	1	0	3.77
	ANTTI NIEMI	22	16	6	-	1,322	58	2	2.63
2011	CRISTOBAL HUET	1	0	0	-	20	0	0	0.00
	COREY CRAWFORD	7	3	4	-	435	16	1	2.21
2012	COREY CRAWFORD	6	2	4	-	396	17	0	2.58
2013	COREY CRAWFORD	23	16	7	-	1,504	46	1	1.84
2014	COREY CRAWFORD	19	11	8	-	1,234	52	1	2.53
2015	COREY CRAWFORD	20	13	6	-	1,223	47	2	2.31
	SCOTT DARLING	5	3	1	-	298	11	0	2.22
2016	COREY CRAWFORD	7	3	4	-	448	19	0	2.55
2017	COREY CRAWFORD	4	0	4	-	254	12	0	2.84
2020	COREY CRAWFORD	9	4	5	-	544	30	0	3.31

TRADITION

RECORDS

PLAYOFFS

HISTORY

PLAYERS

ALL-TIME GOALTENDER STATISTICS

NAME	GP	MINS	GA	SO	GAA	W	L	T	A	PIM
COREY CRAWFORD	96	6,054	240	5	2.38	52	42	-	2	2
TONY ESPOSITO	99	6,017	308	6	3.07	45	53	-	0	0
ED BELFOUR	68	3,942	164	3	2.50	35	28	-	0	32
GLENN HALL	69	4,152	197	5	2.85	31	38	-	0	2
MURRAY BANNERMAN	40	2,322	165	0	4.27	20	18	-	5	17
ANTTI NIEMI	22	1,322	58	2	2.63	16	6	-	0	2
CHARLIE GARDINER	21	1,472	35	5	1.43	12	6	3	0	0
MIKE KARAKAS	23	1,434	72	3	3.01	11	12	-	0	0
ALAIN CHEVRIER	16	1,013	44	0	2.61	9	7	-	1	0
NIKOLAI KHABIBULIN	15	881	43	0	2.93	8	6	-	0	0
GREG MILLEN14	613	40	0	3.92	6	6	-	0	4	
DENIS DEJORDY	18	946	55	0	3.49	6	9	-	0	0
SCOTT DARLING	5	298	11	0	2.22	3	1	-	0	0
AL ROLLINS	7	425	18	0	2.54	3	4	-	0	0
SAM LOPRESTI	8	530	17	1	1.92	3	5	-	0	0
JEFF HACKETT	9	431	31	0	4.31	2	5	-	0	0
ALFIE MOORE	1	60	1	0	1.00	1	0	-	0	0
GERRY DESJARDINS	1	60	5	0	4.98	1	0	-	0	4
GARY SMITH	4	185	8	1	2.59	1	2	-	0	0
CRISTOBAL HUET	4	150	7	0	2.80	1	2	-	0	0
JOCELYN THIBAUT	3	159	7	0	2.65	1	2	-	0	0
DARREN PANG	6	250	18	0	4.35	1	3	-	0	2
DAVE DRYDEN	1	8	0	0	0.00	0	0	-	0	0
MICHEL DUMAS	1	19	1	0	3.24	0	0	-	0	0
CHRIS TERRERI	2	44	3	0	4.11	0	0	-	0	2
WARREN SKORODENSKI	2	33	6	0	10.91	0	0	-	0	0
LORNE CHABOT	2	125	1	1	0.48	0	1	1	0	0
BOB MASON	1	60	3	0	3.00	0	1	-	0	0
HUGH LEHMAN	2	120	10	0	5.00	0	1	1	0	0
STEVE PASSMORE	3	138	6	0	2.62	0	2	-	0	0
JACQUES CLOUTIER	4	175	8	0	2.74	0	2	-	0	0
DOMINIK HASEK	6	227	11	0	2.92	0	2	-	1	0
MIKE VEISOR	3	139	11	0	4.74	0	2	-	0	0
PAUL GOODMAN	3	187	10	0	3.22	0	3	-	0	0
BOB SAUVE	6	338	23	0	4.08	0	6	-	0	0
EMPTY NET GOALS			24							
TOTALS	585	34,329	1,637	32	2.92	268	275	5	9	65

TRADITION

RECORDS

PLAYOFFS

HISTORY

PLAYERS

SHUTOUTS AND PENALTY SHOTS

SHUTOUTS BY BLACKHAWKS

NO.	NAME	DATE	OPP	SCORE
1	CHARLES GARDINER	03/29/51	NWR	2-0
2	CHARLES GARDINER	03/31/51	@ NWR	1-0
3	CHARLES GARDINER	03/27/52	TOR	1-0
4	CHARLES GARDINER	03/28/54	@ MTL MA	3-0
5	CHARLES GARDINER	04/10/54	DET	1-0*
6	LORNE CHABOT	03/23/55	@ MTL MA	0-0
7	MIKE KARAKAS	03/24/58	MTL	4-0
8	MIKE KARAKAS	03/31/58	NVA	1-0*
9	SAM LOPRESTI	03/24/62	@ BOS	4-0
10	MIKE KARAKAS	03/26/64	DET	2-0
11	GLENN HALL	04/01/61	@ MTL	3-0
12	GLENN HALL	04/04/61	MTL	3-0
13	GLENN HALL	04/08/62	MTL	2-0
14	GLENN HALL	04/15/62	TOR	3-0
15	GLENN HALL	04/13/65	DET	4-0
16	TONY ESPOSITO	04/20/71	NWR	3-0
17	TONY ESPOSITO	05/13/71	MTL	2-0
18	GARY SMITH	04/08/72	@ PIT	2-0
19	TONY ESPOSITO	04/05/73	STL	1-0
20	TONY ESPOSITO	04/13/74	@ LAK	1-0
21	TONY ESPOSITO	04/16/74	LAK	1-0
22	TONY ESPOSITO	04/23/82	STL	2-0
23	ED BELFOUR	05/08/92	DET	1-0
24	ED BELFOUR	05/23/95	VAN	2-0
25	ED BELFOUR	04/19/96	CGY	3-0
26	ANTTI NIEMI	04/18/70	NSH	2-0
27	ANTTI NIEMI	04/22/70	@ NSH	3-0
28	COREY CRAWFORD	04/21/11	@ VAN	5-0
29	COREY CRAWFORD	05/07/13	@ MIN	3-0
30	COREY CRAWFORD	04/21/14	STL	2-0
31	COREY CRAWFORD	05/05/15	@ MIN	1-0
32	COREY CRAWFORD	06/15/15	TBL	2-0*

* INDICATES OVERTIME GAME.

† INDICATES STANLEY CUP-CLINCHING GAME.

SHUTOUTS AGAINST BLACKHAWKS

NO.	NAME	DATE	OPP	SCORE
1	GEORGE HAINSWORTH	03/23/50	MTL	1-0
2	GEORGE HAINSWORTH	04/14/51	@ MTL	2-0
3	ALEC CONNELL	03/23/55	@ MTL MA	0-0
4	ALEC CONNELL	03/26/55	MTL MA	1-0*
5	ROY WORTERS	03/24/36	@ NYA	3-0
6	JACQUES PLANTE	04/04/53	MTL	3-0
7	JACQUES PLANTE	03/29/60	MTL	4-0
8	JACQUES PLANTE	03/31/60	MTL	2-0
9	TERRY SAWCHUK	03/31/64	@ DET	3-0
10	LORNE WORSLEY	04/20/65	@ MTL	2-0
11	CHARLIE HODGE	04/27/65	@ MTL	4-0
12	LORNE WORSLEY	05/01/65	@ MTL	6-0
13	ROGER CROZIER	04/10/66	DET	7-0
14	KEN DRYDEN	05/06/73	@ MTL	4-0
15	KEN DRYDEN	04/11/76	MTL	4-0
16	BILLY SMITH	04/18/79	@ NYH	1-0*
17	GLENN RESCH	04/20/79	NYH	4-0
18	DON EDWARDS	04/16/80	@ BUF	5-0
19	MIKE VERNON	05/02/89	@ CGY	3-0
20	JOHN CASEY	04/10/90	@ MIN	4-0
21	JOHN CASEY	04/12/91	MIN	6-0
22	TOM BARRASSO	05/30/92	PIT	1-0
23	CURTIS JOSEPH	04/21/93	STL	2-0
24	CURTIS JOSEPH	04/23/93	@ STL	3-0
25	FELIX POTVIN	04/20/94	@ TOR	1-0
26	FELIX POTVIN	04/26/94	@ TOR	1-0*
27	FELIX POTVIN	04/28/94	TOR	1-0
28	FELIX POTVIN	05/09/95	TOR	3-0
29	PATRICK ROY	04/16/97	@ COL	6-0
30	PATRICK ROY	04/24/97	@ COL	7-0
31	BRENT JOHNSON	04/20/02	@ STL	2-0
32	BRENT JOHNSON	04/21/02	STL	4-0
33	BRENT JOHNSON	04/23/02	STL	1-0
34	ROBERTO LUONGO	04/13/11	@ VAN	2-0
35	MIKE SMITH	04/23/12	PHX	4-0
36	JIMMY HOWARD	05/23/13	@ DET	2-0
37	TUUKKA RASK	06/17/13	@ BOS	2-0
38	ILIA BRYZGALOV	05/06/14	@ MIN	4-0
39	BRIAN ELLIOTT	04/13/16	@ STL	1-0*
40	PEKKA RINNE	04/13/17	NSH	1-0
41	PEKKA RINNE	04/15/17	NSH	5-0

TRADITION

RECORDS

PLAYOFFS

HISTORY

PLAYERS

PENALTY SHOTS BY BLACKHAWKS

NAME	DATE	OPP	GOALIE	G/NG
VIRGIL JOHNSON	04/13/44	@ MTL	BILL DURNAN	NG
MIKE WALTON	04/20/79	NYH	GLENN RESCH	NG
PATRICK POULIN	05/09/95	TOR	FELIX POTVIN	NG
MICHAEL FROLIK	04/24/11	VAN	CORY SCHNEIDER	G
MICHAEL FROLIK	05/27/15	@ DET	JIMMY HOWARD	G

PENALTY SHOTS AGAINST BLACKHAWKS

NAME	DATE	OPP	GOALIE	G/NG
FRANK MAHOVLICH	05/16/71	@ MTL	TONY ESPOSITO	NG
BASIL MCRAE	04/06/91	MIN	ED BELFOUR	G
MARTIN ERAT	04/20/10	@ NSH	ANTTI NIEMI	G
ALEXANDRE BURROWS	04/26/11	@ VAN	COREY CRAWFORD	NG

BOLD TYPE INDICATES EVENT OCCURRED IN A STANLEY CUP FINAL GAME.

PLAYOFF SUMMARY AND STATS

BLACKHAWKS STANLEY CUP PLAYOFF SERIES SUMMARY

Stanley Cup Championships	6	1934, 1938, 1961, 2010, 2013, 2015
Final series	13	6-7
Semifinals/Conference Finals	33	13-20
Quarterfinals/Division Finals/Conference Semifinals	36	22-14
Preliminary series/Division Semifinals/Conference Quarterfinals ³²	16-16	
Two-game series	12	4-8
Three-game series	9	6-3
Four-game series	28	14-14
Five-game series	19	8-11
Six-game series	33	19-14
Seven-game series	14	7-7
Years in the playoffs	63	
Consecutive Final series appearances	2	1961-62
Most consecutive playoff appearances	28	1969-97
Most consecutive wins in a playoff year	11	1991-92
Longest playoff losing streak	16	04/20/75 to 04/22/79

BLACKHAWKS PLAYOFF SERIES SITUATIONAL STATS

	RECORD	LAST IN...
When winning the first game of a playoff series	36-9	2020 vs. EDM
When losing the first game of a playoff series	20-44	2020 vs. VGK
When winning the first two games of a playoff series	23-2	2015 vs. MIN
When losing the first two games of a playoff series	5-35	2020 vs. VGK
When splitting the first two games of a playoff series	27-17	2020 vs. EDM
When winning the first three games of a playoff series	13-0	2015 vs. MIN
When losing the first three games of a playoff series	0-20	2020 vs. VGK
When winning two of the first three games of a playoff series ²⁶⁻⁸	2020 vs. EDM	
When losing two of the first three games of a playoff series ¹⁴⁻²¹	2016 vs. STL	
When winning three of the first four games of a playoff series ¹⁷⁻⁰	2015 vs. NSH	
When losing three of the first four games of a playoff series ¹⁻¹³	2016 vs. STL	
When splitting the first four games of a playoff series	19-18	2015 vs. TBL
When winning three of the first five games of a playoff series ²³⁻³	2020 vs. EDM	
When losing three of the first five games of a playoff series ³⁻²¹	2020 vs. VGK	
When facing elimination in a playoff series	33-52	2020 vs. VGK
Blackhawks series sweeps	11	2015 vs. MIN
Series sweeps against Blackhawks	19	2017 vs. NSH

BLACKHAWKS STANLEY CUP PLAYOFFS GAME 7 RESULTS

DATE	RESULT	SERIES	LOCATION
04/07/53	Montreal 4, Chicago 1	Semifinals	@ MTL
04/09/64	Detroit 4, Chicago 2	Semifinals	CHI
04/15/65	Chicago 4, Detroit 2	Semifinals	@ DET
05/01/65	Montreal 4, Chicago 0	Final	@ MTL
05/02/71	Chicago 4, NY Rangers 2	Semifinals	CHI
05/18/71	Montreal 3, Chicago 2	Final	CHI
04/16/90	Chicago 5, Minnesota 2	Division Semifinals	CHI
04/30/90	Chicago 8, St. Louis 2	Division Finals	CHI
05/19/95	Chicago 5, Toronto 2	Conference Quarterfinals	CHI
04/26/11	Vancouver 2, Chicago 1 (OT)	Conference Quarterfinals	@ VAN
05/29/13	Chicago 2, Detroit 1 (OT)	Conference Semifinals	CHI
06/01/14	Los Angeles 5, Chicago 4 (OT)	Conference Final	CHI
05/30/15	Chicago 5, Anaheim 3	Conference Final	@ ANA
04/25/16	St. Louis 3, Chicago 2	First Round	@ STL

TRADITION
RECORDS
PLAYOFFS
HISTORY
PLAYERS

INDIVIDUAL PLAYOFF RECORDS

GAMES

Most games 155 STAN MIKITA

MOST PLAYOFF GOALS

Career	62	BOBBY HULL		
Power-play goals in career	24	BOBBY HULL		
Overtime goals in career	5	PATRICK KANE		
In a quarterfinal or semifinal series	8	BOBBY HULL	DET	1963 (5 games)
		BOBBY HULL	DET	1965 (7 games)
Overtime goals in a playoff series	2	DARRYL SUTTER	MIN	1985
		CHRIS CHELIOS	VAN	1995
Shorthanded goals in a playoff series	3	WAYNE PRESLEY	DET	1989
Most three-goal games in a playoff series	2	DOUG BENTLEY	DET	1944
Longest game goal-scoring streak	6	BOBBY HULL	DET	04/09/64 to 04/11/65
		STEVE LARMER	DET/STL	04/11/89 to 04/24/89
In a period	3	DIRK GRAHAM	PIT	06/01/92 (1st)
Power-play goals in a period	2	BOBBY HULL	@ PHI	04/10/71 (3rd)
		PIT MARTIN	STL	04/04/73 (3rd)
		DENIS SAVARD	STL	04/19/82 (1st)
		CHRIS CHELIOS	STL	04/20/92 (1st)
		JONATHAN TOEWS	@ VAN	05/07/10 (2nd)
		PATRICK SHARP	VAN	04/19/11 (3rd)
Game	4	DENIS SAVARD	TOR	04/10/86
		TONY AMONTE	TOR	04/23/94
By a defenseman in one game	3	DICK REDMOND	STL	04/04/73
		GARY SUTER	TOR	04/24/94
In a playoff year	12	DARRYL SUTTER		1985 (15 games)
		JEREMY ROENICK		1992 (18 games)
By a rookie in a playoff year	11	JEREMY ROENICK		1990 (20 games)
By a defenseman in a playoff year	7	BRENT SEABROOK		2015 (23 games)
Power-play goals in a playoff year	6	BOBBY HULL		1971 (18 games)
Shorthanded goals in a playoff year	3	WAYNE PRESLEY		1989 (14 games)
Overtime goals in a playoff year	2	BRENT SEABROOK		2013 (23 games)
		HAROLD MARCH		1934 (8 games)
		DARRYL SUTTER		1985 (15 games)
		CHRIS CHELIOS		1995 (16 games)
		PATRICK KANE		2014 (19 games)
Three-goal games in a playoff year	2	DOUG BENTLEY		1944
		PIT MARTIN		1973

MOST PLAYOFF ASSISTS

Career	91	STAN MIKITA		
In a quarterfinal or semifinal series	10	STAN MIKITA	MTL	1962 (6 games)
Consecutive playoff games with an assist in a playoff year	7	DENIS SAVARD		04/06/89 to 04/20/89
		JONATHAN TOEWS		04/22/10 to 05/07/10
Most consecutive playoff games with 1+ assists	8	DOUG WILSON		05/04/82 to 04/15/83
Most assists by a goalie in a playoff year	2	MURRAY BANNERMAN		1985
		COREY CRAWFORD		2011
In a period	3	PAT STAPLETON	@ MTL	04/29/73 (1st)
		CHRIS CHELIOS	EDM	05/18/92 (3rd)
In a game	5	STAN MIKITA	STL	04/04/73
In a playoff year	22	JONATHAN TOEWS		2010 (22 games)
In a playoff year, by a defenseman	18	DUNCAN KEITH		2015 (23 games)

CURRENT PLAYERS IN **BOLD RED**.

TRADITION
RECORDS
PLAYOFFS
HISTORY
PLAYERS

INDIVIDUAL PLAYOFF RECORDS

MOST PLAYOFF POINTS

Period	3	HELD BY MANY PLAYERS		
Game	5	HAROLD "MUSH" MARCH	NYA (2G, 3A)	03/26/36
		DOUG BENTLEY	DET (3G, 2A)	03/28/44
		STAN MIKITA	STL (5A)	04/04/73
		STEVE LARMER	STL (1G, 4A)	04/30/90
		JONATHAN TOEWS	@ VAN (3G, 2A)	05/07/10
		DOMINIK KUBALIK	@ EDM (2G, 3A)	08/01/20
In a playoff year	29	DENIS SAVARD	9G, 20A	1985
		JONATHAN TOEWS	7G, 22A	2010
By a defenseman	21	DUNCAN KEITH	3G, 18A	2015
		CHRIS CHELIOS	6G, 15A	1992
By a rookie	18	JEREMY ROENICK	11G, 7A	1990
Career	150	STAN MIKITA	59G, 91A	
Longest point streak	13	STAN MIKITA	8G, 17A	04/14/61 to 04/19/62
		JONATHAN TOEWS	7G, 18A	04/22/10 to 05/23/10
Consecutive games scoring a point in a playoff year	13	JONATHAN TOEWS	7G, 18A	04/22/10 to 05/23/10
By a line in a playoff year	55	DENNIS HULL	9G, 15A	1973
		JIM PAPPIN	8G, 7A	
		PIT MARTIN	10G, 6A	
Points in a quarterfinal or semifinal series	13	STAN MIKITA	3G, 10A	MTL, 1962
		BOBBY HULL	8G, 5A	DET, 1965
		DENIS SAVARD	4G, 9A	DET, 1989
Points in a Stanley Cup Final	9	BOBBY HULL	3G, 6A	MTL, 1971

PLAYOFF PENALTY RECORDS

Minutes in a playoff period	35	AL SECOND	@ STL	04/09/83 (2nd)
			Major, Misconduct, 2 Game Misconducts	
Minutes in a playoff game	37	AL SECOND	@ STL	04/09/83
			Major, Minor, Misconduct, 2 Game Misconducts	
Minutes in a playoff year	84	DAVE MANSON		1989
Minutes in a career	266	AL SECOND		

QUICKEST

Goal from start of playoff game	0:09	KEN WHARRAM	@ TOR	04/13/67
Two goals by one player in a playoff game	0:18	DICK REDMOND	STL	04/04/73 (15:02, 15:20)
Three goals by one player in a playoff game	7:11	DICK REDMOND	STL	04/04/73 (15:02, 15:20 of 1st, 2:13 of 2nd)

GOALTENDER RECORDS IN PLAYOFFS

Consecutive wins in a playoff year	11	ED BELFLOUR	1992
Most minutes played in a playoff year	1,504	COREY CRAWFORD	2013 (23 games)
Longest shutout sequence	171:50	GLENN HALL	03/28/61 (15:36) to 04/01/61 (60:00) 04/04/61 (60:00) to 04/06/61 (36:14)

CURRENT PLAYERS IN **BOLD RED**.

TEAM PLAYOFF RECORDS

BLACKHAWKS STANLEY CUP PLAYOFFS OVERTIME RECORD

	OVERALL				HOME				ROAD			
	GP	W	L	T	GP	W	L	T	GP	W	L	T
1ST OVERTIME	72	36	35	1	33	19	13	1	39	17	22	0
2ND OVERTIME	20	12	8	0	12	8	4	0	8	4	4	0
3RD OVERTIME	10	6	3	1	4	3	1	0	6	3	2	1
TOTAL	102	54	46	2	49	30	18	1	53	24	28	1

MOST GOALS SCORED BY BLACKHAWKS IN THE PLAYOFFS

In a period	5	NYR	04/11/68	3rd
		@ MTL	05/08/73	2nd
		MIN	04/21/85	2nd
		EDM	05/12/85	1st
Shorthanded in a period	2	MTL	05/03/73	WHITE, MIKITA; 1st
Power-play in a period	3	@ VAN	05/07/10	TOEWS (2), SHARP; 2nd
In a game	9	DET	04/10/85	
Shorthanded in a game	2	MTL	05/03/73	WHITE, MIKITA
		MIN	04/20/83	WILSON, PATERSON
		@ DET	04/11/89	PRESLEY, KONROYD
		STL	04/30/90	LARMER, CREIGHTON
Power-play in a game	5	@ EDM	05/14/85	

MOST GOALS AGAINST BLACKHAWKS IN THE PLAYOFFS

In a period	5	@ MTL	04/18/68	3rd
		@ BOS	04/28/74	2nd
		BUF	04/20/75	3rd
		@ MIN	04/08/91	1st
		LAK	05/21/14	3rd
Shorthanded in a period	2	@ EDM	04/24/83	3rd
Power-play in a period	3	@ MIN	04/08/91	
In a game	11	@ EDM	05/04/85	
Shorthanded in a game	2	@ EDM	04/24/83	
Power-play in a game	5	MIN	04/12/91	
		@ COL	04/24/97	

TWO-TEAM TOTAL GOAL RECORDS FOR PLAYOFF GAMES

In a period	8	@ MTL	05/08/73	2nd
Power-play goals in a period	4	@ DET	04/04/65	3rd
		@ EDM	05/14/85	1st
		@ MIN	04/08/91	1st
		@ VAN	05/07/10	2nd
In a game	15	CHI 8 @ MTL 7	05/08/73	
		CHI 5 @ EDM 10	05/14/85	
Shorthanded goals in a game	2	MTL	05/03/73	
		MIN	04/20/83	
		@ DET	04/11/89	
		NSH	04/24/10	
Power-play goals in a game	7	CHI 5, EDM 2	05/14/85	

TRADITION

RECORDS

PLAYOFFS

HISTORY

PLAYERS

TEAM PLAYOFF RECORDS

MOST ASSISTS FOR AND AGAINST IN THE PLAYOFFS

In a period	9	EDM	05/12/85 (1st)
In a period, by an opponent	10	@ MIN	04/08/91 (1st)
Game	16	@ DET	04/13/85
Game, by an opponent	20	@ EDM	05/04/85

MOST POINTS FOR AND AGAINST IN THE PLAYOFFS

Points in a game	24	@ DET	04/13/85 (8G, 16A)
Points in a game, by an opponent	31	@ EDM	05/04/85 (11G, 20A)

BLACKHAWKS PLAYOFF SERIES RECORDS

TWO-GAME SERIES

Most goals	6	MTL MAROONS	1934
Fewest goals	0	MTL MAROONS	1935
Most goals, both teams	15	BOS 10, CHI 5	1927
Fewest goals, both teams	1	MTL MAROONS 1, CHI 0	1935

THREE-GAME SERIES

Most goals	23	DET	1985
Fewest goals	5	NY AMERICANS	1938
Most goals, both teams	31	CHI 23, DET 8	1985
Fewest goals, both teams	10	NY AMERICANS 5, CHI 5	1938

FOUR-GAME SERIES

Most goals	21	EDM	1992
Fewest goals	3	MTL	1976
		NYI	1979
		NSH	2017
Most goals, both teams	36	EDM 25, CHI 11	1983
Fewest goals, both teams	16	CHI 9, DET 7	1934
		MTL 13, CHI 3	1976
		NSH 13, CHI 3	2017

FIVE-GAME SERIES

Most goals	22	STL	1973
		MIN	1983
Fewest goals	5	STL	2002
Most goals, both teams	38	CHI 22, MIN 16	1983
		CHI 17, STL 21	1988
Fewest goals, both teams	17	CHI 10, LAK 7	1974

SIX-GAME SERIES

Most goals	33	MIN	1985
Fewest goals	10	DET	1966
		TOR	1994
Most goals, both teams	69	EDM 44, CHI 25	1985
Fewest goals, both teams	25	CHI 10, TOR 15	1994

SEVEN-GAME SERIES

Most goals	28	STL	1990
Fewest goals	12	MTL	1965
Most goals, both teams	51	LAK 28, CHI 23	2014
Fewest goals, both teams	30	MTL 18, CHI 12	1965

TRADITION

RECORDS

PLAYOFFS

HISTORY

PLAYERS

TEAM PLAYOFF RECORDS

SHOTS BY A BLACKHAWKS TEAM

Most shots in a period	24	DET	04/14/61	3rd
	24	BUF	04/20/80	2nd
Fewest shots in a period	1	@ LAK	04/13/74	1st
		@ BOS	04/19/78	3rd
		@ BUF	04/16/80	1st
		@ DET	06/01/95	3rd
		STL	04/21/02	3rd
Most shots in a regulation game	49	TOR	04/15/67	12-15-22
Fewest shots in a game	10	@ LAK	04/13/74	
Most shots in an overtime period	14	CGY	04/11/81	
	14	COL	04/20/97	
	14	@ ANA	05/19/15	
Most shots in an overtime game	65	CGY	04/11/81	14-19-15-14-3

SHOTS AGAINST A BLACKHAWKS TEAM

Most shots in a period	26	MTL	03/28/61	1st
Fewest shots in a period	1	STL	04/23/02	1st
Most shots in a regulation game	56	@ BOS	04/11/75	
Most shots in an overtime game	62	@ ANA	05/19/15	
Fewest shots in a game	13	STL	04/10/73	
Most shots in an overtime period	17	@ NSH	04/15/15	
	17	ANA	05/23/15	

PENALTY RECORDS IN THE PLAYOFFS

Penalties in a period	15	VAN	05/06/82	1st
Penalty minutes in a period	83	VAN	05/06/82	1st
Penalties in a period, both teams	28	VAN (13)	05/06/82	1st
Penalty minutes in a period, both teams	164	VAN (83)	05/06/82	1st
Penalty minutes in a game	104	CGY	05/06/89	
Most penalties in a game	22	MIN	04/10/91	
Penalty minutes in a game, both teams	188	VAN	04/29/82	VAN 106, CHI 82
Penalties in a playoff series	90	MIN	1991	
Penalty minutes in a playoff series	280	MIN	1991	
Penalty minutes in a playoff series, both teams	560	VAN	1982	VAN 285, CHI 275

QUICKEST

Goal from start of game	0:09	@ TOR	04/13/67	WHARRAM
Two goals in a game	0:10	STL	04/20/90	3rd period MURRAY (8:37), THOMAS (8:47)
Two goals in a game, by an opponent	0:05	@ DET	04/11/65	2nd period NORM ULLMAN (17:35, 17:40)
Two goals in a game, by defensemen on one team	0:17	VAN	04/19/11	2nd period CAMPBELL (5:18), KEITH (5:35)
Three goals in a game	1:25	@ CGY	04/21/96	2nd period AMONTE (1:52), WEINRICH (2:29), B. SUTTER (3:17)
Three goals in a game, by an opponent	2:24	@ TOR	04/07/38	3rd period DRILLON (9:44), PARSONS (11:29, 12:08)

OVERTIME GAMES

Longest	56:12	@ ANA	05/19/15	MARCUS KRUGER
Longest, home	52:12	MTL	03/26/61	MURRAY BALFOUR
Longest, away	56:12	@ ANA	05/19/15	MARCUS KRUGER
Shortest	0:12	CGY	04/16/09	MARTIN HAVLAT
		@ PIT	04/09/72	PIT MARTIN
Shortest, home	0:12	CGY	04/16/09	MARTIN HAVLAT
Shortest, away	0:12	@ PIT	04/09/72	PIT MARTIN
Most overtime games in one playoff year	7		1995, 2013, 2014	

GWG

TRADITION
RECORDS
PLAYOFFS
HISTORY
PLAYERS

TEAM PLAYOFF RECORDS

SHUTOUTS FOR AND AGAINST IN THE PLAYOFFS

Total for	32	21 home, 11 away
Total against	41	18 home, 23 away
Most for in a playoff year	2	1931, 1934, 1938, 1961, 1962, 1971, 1974, 2010, 2015
Most against in a playoff year	3	1965, 1994, 2002

SHUTOUTS IN THE PLAYOFFS

Longest shutout sequence	171:50	GLENN HALL	1961
Opponents longest shutout sequence	207:44	STL	2002
Largest shutout at home	4-0	MTL	05/24/38
		DET	04/13/65
Largest shutout on road	5-0	@ VAN	04/21/11
Largest shutout against at home	7-0	DET	04/10/66
Largest shutout against on road	7-0	@ COL	04/24/97

BLACKHAWKS STANLEY CUP-WINNING GOALS

YEAR	PLAYER	OPPONENT	TIME	SCORE	SERIES WIN
1934	HAROLD "MUSH" MARCH	DET	30:05, overtime	1-0	3-1
1938	CARL VOSS	TOR	16:45, 2nd period	4-1	3-1
1961	AB McDONALD	DET	18:49, 2nd period	5-1	4-2
2010	PATRICK KANE	PHI	4:06, overtime	4-3	4-2
2013	DAVE BOLLAND	BOS	19:01, 3rd period	3-2	4-2
2015	DUNCAN KEITH	TBL	17:15, 2nd period	2-0	4-2

CURRENT PLAYERS IN **BOLD RED**.



PLAYOFF COACHING LEDGER



TRADITION

RECORDS

PLAYOFFS

HISTORY

PLAYERS

COACH	PLAYOFF GAMES	WON	LOST	TIED	PCT.	SERIES RECORD	CUP WINS	YEARS
JOEL QUENNEVILLE	128	76	52	-	.594	16-6	3	2009-2018
BILL REAY	117	57	60	-	.487	10-12		1963-77
MIKE KEENAN	60	33	27	-	.550	7-4		1988-92
RUDY PILOUS	40	18	22	-	.450	3-4	1	1957-63
BOB PULFORD	45	17	28	-	.378	4-6		1977-85
DARRYL SUTTER	26	11	15	-	.423	2-3		1992-95
ORVAL TESSIER	18	9	9	-	.500	2-2		1982-85
CRAIG HARTSBURG	16	8	8	-	.500	1-2		1996-98
BILL STEWART	10	7	3	-	.700	3-0	1	1937-39
PAUL THOMPSON	19	7	12	-	.368	2-4		1938-45
TOM GORMAN	8	6	1	1	.812	3-0	1	1933-34
DICK IRVIN	9	5	3	1	.611	2-1		1930-32
JEREMY COLLITON	9	4	5	-	.444	1-1		2018-2020
SID ABEL	7	3	4	-	.428	0-1		1952-54
EDDIE JOHNSTON	7	3	4	-	.428	1-1		1979-80
BILL TOBIN	4	1	2	1	.375	0-2		1929-32
CLEM LOUGHLIN	4	1	2	1	.375	0-2		1934-37
BRIAN SUTTER	5	1	4	-	.200	0-1		2001-02
BOB MURDOCH	5	1	4	-	.200	0-1		1987-88
PETER MULDOON	2	0	1	1	.250	0-1		1926-27
BILL WHITE	2	0	2	-	.000	0-1		1976-77
KEITH MAGNUSON	3	0	3	-	.000	0-1		1980-82
JOHN GOTTSSELIG	4	0	4	-	.000	0-1		1944-48
TOTALS	548	268	275	5	.489	57-58	6	



April 10, 1934

HAROLD "MUSH" MARCH breaks a scoreless tie in overtime of Game 4 of the 1934 Stanley Cup Final against Detroit. The history-making shot against Red Wings goaltender Wilf Cude won the first Cup in Blackhawks history.

March 28-30, 1944

MAX BENTLEY scores a hat trick in consecutive games, marking the first two playoff hat tricks in team history and helping the Blackhawks clinch their Stanley Cup Semifinals series against Detroit.

April 4, 1961

With a 3-0 shutout from **GLENN HALL**, the Blackhawks defeat the Montreal Canadiens, who ousted them from their previous two playoffs, in the semifinals en route to winning the 1961 Stanley Cup championship.

April 14, 1968

Head Coach **BILLY REAY** becomes the winningest coach in Blackhawks playoff history with a 2-1 victory in New York against the Rangers, passing **RUDY PILOUS**. His 57 career playoff wins are eventually passed by **JOEL QUENNEVILLE** (76 wins as of the 2017 Stanley Cup Playoffs).

May 10, 1973

PIT MARTIN scores the first hat trick in Blackhawks Stanley Cup Final history in a 6-4 loss to Montreal, the deciding game of the series.

April 23, 1982

Goaltender **TONY ESPOSITO** earns his sixth career playoff shutout, a franchise record, as the Blackhawks defeat St. Louis in the division finals of the 1982 playoffs.

April 24, 1992

The Blackhawks defeat the St. Louis Blues 5-3 at St. Louis Arena, the first of a franchise-record 11 straight playoff victories. The Blackhawks go on to win the Campbell Conference championship.

April 28, 1994

The Blackhawks play their final game at Chicago Stadium, dropping the Western Conference Quarterfinal series against Toronto with a 6-4 loss in Game 6.

May 25-27, 1995

CHRIS CHELIOS scores the overtime game-winning goal in consecutive contests to help the Blackhawks sweep the Vancouver Canucks in their conference semifinals series.

TRADITION

RECORDS

PLAYOFFS

HISTORY

PLAYERS

PLAYOFF MOMENTS

April 16, 2009

MARTIN HAVLAT's game-winner 12 seconds into overtime ties a franchise record for fastest postseason overtime goal as the Blackhawks defeat the Calgary Flames 3-2 for their first Stanley Cup Playoffs victory in seven years.

May 11, 2009

PATRICK KANE records his first career hat trick, pushing the Blackhawks into the Western Conference Final with a series-clinching 7-5 win over Vancouver in Game 6 at the United Center.

April 24, 2010

Down one goal and facing elimination, **PATRICK KANE** scores a shorthanded tally against the Nashville Predators with 14 seconds left in regulation to force overtime. **MARIAN HOSSA** puts in the game-winning goal seconds after serving a major penalty, and the Blackhawks go on to defeat Nashville in six games.

May 5-7, 2010

DUSTIN BYFUGLIEN and **JONATHAN TOEWS** record back-to-back hat tricks while on the road in Vancouver, leading the Blackhawks to an eventual 4-2 conference semifinals win over the Canucks for the second year in a row.

May 16, 2010

Rookie goalie **ANTTI NIEMI** deflects 44 of 45 shots as the Blackhawks beat the San Jose Sharks 2-1 in Game 1 of the Western Conference Final. Niemi earns the First Star of the Game and will eventually stop 129 of 136 shots during the series, helping Chicago sweep the No. 1 seed from the West and advance to the Stanley Cup Final for the first time since 1992.

June 9, 2010

Just 4:06 into overtime in Game 6 of the Stanley Cup Final, **PATRICK KANE** scores what turns out to be the game- (and Cup-) winning goal, but only he seems to know that the puck is in the net. The goal light at the Wachovia Center in Philadelphia is never triggered, but replays confirm Kane's goal, and the Chicago Blackhawks clinch their first Stanley Cup since 1961.

April 24, 2011

First-year forward **BEN SMITH** finds the back of the net at 15:30 of overtime in Game 6 of the conference quarterfinals, forcing Game 7 against the Canucks, who had previously held a 3-0 series lead over the Blackhawks. On the play, a long shot by defenseman **NIKLAS HJALMARSSON** is parried away by Vancouver goaltender Roberto Luongo, and Smith backhands the rebound in for his third goal of the postseason.

April 12-21, 2012

By forcing overtime in the first five games of the 2012 Western Conference Quarterfinals, the Chicago-Arizona series becomes the second in NHL history to have five consecutive tilts decided in extra time, after the 1951 Stanley Cup Final between Toronto and Montreal went to overtime in all five games. Additionally, the Blackhawks become the first team in league history to have seven straight playoff matchups end in overtime, dating back to Game 6 of the 2011 Western Conference Quarterfinals against Vancouver. After scoring game-tying goals with less than 15 seconds remaining in regulation in Games 1 and 2, Chicago also becomes the first team in NHL history to do so in consecutive games of a postseason series. Rookie **BRANDON SAAD**, 19, becomes the youngest Blackhawk skater to make his playoff debut since Dean McAmmond (18y, 312d) on April 22, 1992, when he suits up for Game 4 on April 19. Rookie **BRANDON BOLLIG** becomes the first Blackhawks player to record a postseason goal as his first NHL point since Warren Rychel (April 6, 1991 vs. MIN).

May 27, 2013

With the Blackhawks carrying a 3-2 lead over the Detroit Red Wings in Game 6 of the Western Conference Semifinals, **MICHAEL FROLIK** earns a penalty shot after being tripped on a breakaway. He scores, becoming the first player in NHL history to convert two penalty shots in the Stanley Cup Playoffs. Frolik's first successful attempt was against Cory Schneider of the Vancouver Canucks on April 24, 2011, in Game 6 of the conference quarterfinals.

May 29, 2013

BRENT SEABROOK scores at 3:35 of overtime to lift the Blackhawks over the Detroit Red Wings 2-1 in Game 7 of the conference semifinals, marking the first time in franchise history that the team has recovered from a 3-1 series deficit to reach the next round.

June 8, 2013

In Game 5 of the Western Conference Final, **PATRICK KANE** collects his second career hat trick (both have occurred in the playoffs) to lead the Blackhawks to a 4-3 overtime victory over the Los Angeles Kings. Kane scores twice in regulation, then notches the game-winner at 11:40 of the second overtime period off a pass from **JONATHAN TOEWS**. The Blackhawks win the series 4-1 to claim their third Western Conference title (1992, 2010) and advance to the Stanley Cup Final.

TRADITION

RECORDS

PLAYOFFS

HISTORY

PLAYERS

June 12, 2013

The opening game of the 2013 Stanley Cup Final is an instant classic, as the Blackhawks edge the Boston Bruins 4-3 in triple overtime to take a 1-0 lead in the series. **ANDREW SHAW** scores the game-winner after 52:08 of extra hockey when the puck deflects off his shinpad and past Tuukka Rask. The game marks the third-longest playoff game in franchise history and the fifth-longest game ever played in the Stanley Cup Final.

June 19, 2013

Down 2-1 to Boston in the Stanley Cup Final, the Blackhawks engage the Bruins in a wild shootout in Game 4 at TD Garden. Ten different scorers account for 11 goals between the two teams, the last of which is **BRENT SEABROOK**'s goal at 9:51 of overtime to give Chicago a 6-5 win. Seabrook's tally sets a franchise record for career overtime goals (regular and postseason).

June 24, 2013

The Blackhawks score two goals in 17 seconds in the final 1:16 of Game 6 in Boston, turning a 2-1 deficit into a 3-2 victory and clinching the organization's fifth Stanley Cup. With Chicago's goaltender pulled, **BRYAN BICKELL** takes a feed from **JONATHAN TOEWS** and jams the puck past Tuukka Rask to tie the game at 18:44 of the third period. **DAVE BOLLAND** scores the game-winning goal on a rebound at 19:01, the latest timestamp in league history for a Stanley Cup-winning goal in a regulation game. **PATRICK KANE** is named the 2013 Conn Smythe Trophy winner after recording a team-leading 19 points (9G, 10A) in 23 games.

April 21-27, 2014

JONATHAN TOEWS became the 24th player in NHL history to score at least three game-winning goals in a series, after netting the GWG in Games 3, 5 and 6 against the St. Louis Blues in the Western Conference First Round. Toews and **PATRICK KANE** finish the postseason sharing the NHL lead with 4 GWG apiece. Toews currently paces the Blackhawks' all-time list and shares sixth among active NHLers with 10 career playoff GWG.

May 2-4, 2014

MARIAN HOSSA records back-to-back three-point efforts in Games 1 and 2 of the Western Conference Second Round against the Minnesota Wild (1G, 5A), becoming the second player to accomplish that feat for the Blackhawks since 1995. **JONATHAN TOEWS** previously posted consecutive three-point games in Games 3 and 4 of the 2010 Western Conference Semifinals vs. Vancouver.

May 13, 2014

PATRICK KANE nets the series-clinching goal 9:42 into overtime in Game 6 of the Western Conference Second Round vs. Minnesota, marking his fourth career overtime postseason goal; he currently holds the franchise record and shares fourth in league history with four playoff OT goals. With the 2-1 victory, Chicago advances to the Western Conference Final for the fourth time in five years.

May 28, 2014

MICHAL HANDZUS nets his second career postseason game-winner with a goal 2:04 into the second overtime period to give Chicago a 5-4 win over the Los Angeles Kings in Game 5 of the Western Conference Final. **PATRICK KANE** posts a playoff career-high four points (4A), and **BRANDON SAAD** notches a postseason career-high three points (1G, 2A).

May 30, 2014

The Blackhawks overcome a 3-2 third-period deficit at Los Angeles to win 4-3 and even the series at 3-3, forcing Game 7 after falling behind 3-1 in the series. The game marks the second straight contest in which Chicago rallied from a third-period deficit; they are only the fourth team in Stanley Cup Playoffs history to win consecutive elimination games when trailing in the third period.

April 15, 2015

The Blackhawks open their 2015 postseason campaign with a 4-3 double-overtime win in Game 1 of the First Round at Nashville, marking four straight playoff years that have begun with overtime games. **SCOTT DARLING** makes his NHL playoff debut in relief of **COREY CRAWFORD** to start the second period and stops all 42 shots he faces, setting a league record for longest relief appearance without allowing a goal. **DUNCAN KEITH** nets his first career playoff OT winner at 7:49 of the second overtime, and rookie **TEUVO TERAVAINEN** collects his first NHL playoff point with an assist on **NIKLAS HJALMARSSON**'s opening goal.

April 21, 2015

Chicago takes a commanding 3-1 series lead over the Predators with a 3-2 effort decided in the first minute of triple overtime, as **SCOTT DARLING** makes a career-high 50 saves on 52 shots in Game 4. Defenseman **BRENT SEABROOK** nets his second goal of the playoffs and third career overtime winner with a blast from the high slot 1:00 into the third extra frame.

TRADITION

RECORDS

PLAYOFFS

HISTORY

PLAYERS

PLAYOFF MOMENTS

May 3, 2015

With his two-goal effort—including the game-winner—propelling the Blackhawks to a 4-1 win over Minnesota in Game 2 of the Western Conference Second Round, **PATRICK KANE** breaks the 100-point plateau in his playoff career, ending the night with 101 points in 101 games.

May 7, 2015

PATRICK KANE extends his goal streak to a career-long five games and his point streak to seven games (matching a career best) with a goal and an assist as the Blackhawks complete the four-game sweep over Minnesota, eliminating their divisional rivals from the playoffs for the third year in a row. **MARIAN HOSSA**'s empty-netter stands as the first such goal to clinch a series since 1991.

May 19, 2015

MARCUS KRUGER's goalmouth tally at 56:12 ends a marathon triple-overtime Game 4 in Anaheim, setting a record for longest game in franchise history; the previous mark was 53:50 against Montreal on April 9, 1951. Nine players set career highs in playoff ice time, while **COREY CRAWFORD** makes a career-best 60 saves on 62 shots.

June 3-13, 2015

The Blackhawks and Lightning play five consecutive one-goal games to open the 2015 Stanley Cup Final, matching the historical closeness of the 1951 Final between Toronto and Montreal. Up to this point, the two teams are tied or separated by just one goal for the entire series, marking the first Final in which neither team has a multi-goal lead at any point in the opening five games; additionally, the winning goal has been scored in the third period in each contest, including two in the final 5 minutes of regulation (**ANTOINE VERMETTE** at 15:26 of Game 1 and Cedric Paquette at 16:49 of Game 3). Vermette also scores the game-winner in Game 5, becoming the sixth player in NHL history to net two GWG in the Final after joining the team midseason.

June 15, 2015

Capping off a postseason for the history books, **DUNCAN KEITH** scores the Cup-winning goal late in the second period in a 2-0 win to help the Blackhawks clinch their sixth Stanley Cup and third in the last six years. **COREY CRAWFORD** makes 25 saves for his second shutout of the playoffs, matching a career high and tying a franchise record with 45 career playoff wins; he's the second goaltender in team history to register a shutout in a Cup-clinching game (C. Gardiner, 1934). Keith wins the Conn Smythe Trophy, becoming the first defenseman to do so since 2007 (S. Niedermayer). Keith's 21 points (3G, 18A) equal a franchise record for defensemen in a playoff year, and he becomes the fourth skater to log 700 minutes in one postseason (since TOI was introduced 1998).

April 25, 2016

The Blackhawks twice held off elimination vs. the St. Louis Blues in the Western Conference First Round, coming back to tie the series at 3-3 after being down 3-1, but fell 3-2 in Game 7 at Scottrade Center.

August 1, 2020

After the 2020 NHL regular season was paused due to the Covid-19 virus, plans for an expanded Stanley Cup Playoffs format were announced and the Blackhawks opened their Qualifying Round series vs. Edmonton. All 12 Western Conference Playoff teams played at Rogers Place in Edmonton and the Blackhawks opened their best-of-five series with a 6-4 win thanks to five points (2G, 3A) from rookie Dominik Kubalik. Kubalik became the first NHL player in history to score five points in his postseason debut.

August 7, 2020

The 12th-seed Blackhawks topped the No. 5 seed Oilers 3-2 to clinch the Qualifying Round series, 3-games-to-1. Dominik Kubalik's third period goal proved to be the series clincher.

TRADITION

RECORDS

PLAYOFFS

HISTORY

PLAYERS



HISTORY

2024-25

SEASON-BY-SEASON RECORD

YEAR	COACH	GC	W	L	T	OTL	DIV. RK	GF	GA	PTS
1926-27	PETER MULDOON	44	19	22	3	-	3	115	116	41
1927-28	BARNEY STANLEY	23	4	17	2	-	-	32	61	10
	HUGH LEHMAN	21	3	17	1	-	-	36	73	7
1928-29	HERB GARDINER	44	7	29	8	-	5	33	85	22
1929-30	TOM SHAUGHNESSY	21	10	8	3	-	-	61	53	23
	BILL TOBIN	23	11	10	2	-	-	56	58	24
1930-31	DICK IRVIN	44	24	17	3	-	2	108	78	51
1931-32	DICK IRVIN	5	3	1	1	-	-	9	6	7
	BILL TOBIN	43	15	18	10	-	-	77	95	40
1932-33	EMIL IVERSON	21	8	7	6	-	-	38	39	22
	GODFREY MATHESON	2	0	2	0	-	-	3	7	0
	TOM GORMAN	25	8	11	6	-	-	47	55	22
1933-34	TOM GORMAN	48	20	17	11	-	2	88	83	51
1934-35	CLEM LOUGHLIN	48	26	17	5	-	2	118	88	57
1935-36	CLEM LOUGHLIN	48	21	19	8	-	3	93	92	50
1936-37	CLEM LOUGHLIN	48	14	27	7	-	4	99	131	35
1937-38	BILL STEWART	48	14	25	9	-	3	97	139	37
1938-39	BILL STEWART	21	8	10	3	-	-	50	54	19
	PAUL THOMPSON	27	4	18	5	-	-	41	78	13
1939-40	PAUL THOMPSON	48	23	19	6	-	4	112	120	52
1940-41	PAUL THOMPSON	48	16	25	7	-	5	112	139	39
1941-42	PAUL THOMPSON	48	22	23	3	-	4	145	155	47
1942-43	PAUL THOMPSON	50	17	18	15	-	5	179	180	49
1943-44	PAUL THOMPSON	50	22	23	5	-	4	178	187	49
1944-45	PAUL THOMPSON	42	9	27	6	-	-	108	162	24
	JOHN GOTTSSELIG	8	4	3	1	-	-	33	32	9
1945-46	JOHN GOTTSSELIG	50	23	20	7	-	3	200	178	53
1946-47	JOHN GOTTSSELIG	60	19	37	4	-	6	193	274	42
1947-48	JOHN GOTTSSELIG	28	7	19	2	-	-	93	124	16
	CHARLES CONACHER	32	13	15	4	-	-	102	101	30
1948-49	CHARLES CONACHER	60	21	31	8	-	5	173	211	50
1949-50	CHARLES CONACHER	70	22	38	10	-	6	203	244	54
1950-51	EBBIE GOODFELLOW	70	13	47	10	-	6	171	280	36
1951-52	EBBIE GOODFELLOW	70	17	44	9	-	6	158	241	43
1952-53	SID ABEL	70	27	28	15	-	4	169	175	69
1953-54	SID ABEL	70	12	51	7	-	6	133	242	31
1954-55	FRANK EDDOLLS	70	13	40	17	-	6	161	235	43
1955-56	DICK IRVIN	70	19	39	12	-	6	155	216	50
1956-57	TOM IVAN	70	16	39	15	-	6	169	225	47
1957-58	TOM IVAN	33	10	17	6	-	-	55	81	26
	RUDY PILOUS	37	14	22	1	-	-	108	121	29
1958-59	RUDY PILOUS	70	28	29	13	-	3	197	208	69
1959-60	RUDY PILOUS	70	28	29	13	-	3	191	180	69
1960-61	RUDY PILOUS	70	29	24	17	-	3	198	180	75
1961-62	RUDY PILOUS	70	31	26	13	-	3	217	186	75
1962-63	RUDY PILOUS	70	32	21	17	-	2	194	178	81
1963-64	BILL REAY	70	36	22	12	-	2	218	169	84
1964-65	BILL REAY	70	34	28	8	-	3	224	176	76
1965-66	BILL REAY	70	37	25	8	-	2	240	187	82
1966-67	BILL REAY	70	41	17	12	-	1	264	170	94
1967-68	BILL REAY	74	32	26	16	-	4	212	222	80
1968-69	BILL REAY	76	34	33	9	-	6	280	246	77
1969-70	BILL REAY	76	45	22	9	-	1	250	170	99
1970-71	BILL REAY	78	49	20	9	-	1	277	184	107
1971-72	BILL REAY	78	46	17	15	-	1	256	166	107
1972-73	BILL REAY	78	42	27	9	-	1	284	225	93
1973-74	BILL REAY	78	41	14	23	-	2	272	164	105
1974-75	BILL REAY	80	37	35	8	-	3	268	241	82
1975-76	BILL REAY	80	32	30	18	-	1	254	261	82

TRADITION

RECORDS

PLAYOFFS

HISTORY

PLAYERS

SEASON-BY-SEASON RECORD

YEAR	COACH	GC	W	L	T	OTL	DIV. RK	GF	GA	PTS
1976-77	BILL REAY	34	10	19	5	-	-	105	128	25
	BILL WHITE	46	16	24	6	-	-	135	170	38
1977-78	BOB PULFORD	80	32	29	19	-	1	230	220	83
1978-79	BOB PULFORD	80	29	36	15	-	1	244	277	73
1979-80	EDDIE JOHNSTON	80	34	27	19	-	1	241	250	87
1980-81	KEITH MAGNUSON	80	31	33	16	-	2	304	315	78
1981-82	KEITH MAGNUSON	59	21	28	10	-	-	254	272	52
	BOB PULFORD	21	9	10	2	-	-	78	91	20
1982-83	ORVAL TESSIER	80	47	23	10	-	1	338	268	104
1983-84	ORVAL TESSIER	80	30	42	8	-	4	277	311	68
1984-85	ORVAL TESSIER	53	22	28	3	-	-	205	205	47
	BOB PULFORD	27	16	7	4	-	-	104	94	36
1985-86	BOB PULFORD	80	39	33	8	-	1	351	349	86
1986-87	BOB PULFORD	80	29	37	14	-	3	290	310	72
1987-88	BOB MURDOCH	80	30	41	9	-	3	284	328	69
1988-89	MIKE KEENAN	80	27	41	12	-	4	297	335	66
1989-90	MIKE KEENAN	80	41	33	6	-	1	316	294	88
1990-91	MIKE KEENAN	80	49	23	8	-	1	284	211	106
1991-92	MIKE KEENAN	80	36	29	15	-	2	257	236	87
1992-93	DARRYL SUTTER	84	47	25	12	-	1	279	230	106
1993-94	DARRYL SUTTER	84	39	36	9	-	5	254	240	87
1994-95	DARRYL SUTTER	48	24	19	5	-	3	156	115	53
1995-96	CRAIG HARTSBURG	82	40	28	14	-	2	273	220	94
1996-97	CRAIG HARTSBURG	82	34	35	13	-	5	223	210	81
1997-98	CRAIG HARTSBURG	82	30	39	13	-	5	192	199	73
1998-99	DIRK GRAHAM	59	16	35	8	-	-	131	190	40
	LORNE MOLLEKEN	23	13	6	4	-	-	71	58	30
1999-2000*	LORNE MOLLEKEN	24	5	13	4	2	-	57	77	16
	BOB PULFORD	58	28	24	6	0	-	185	168	62
2000-01*	ALPO SUHONEN	82	29	40	8	5	4	210	246	71
2001-02*	BRIAN SUTTER	82	41	27	13	1	3	210	207	96
2002-03*	BRIAN SUTTER	82	30	33	13	6	3	207	226	79
2003-04*	BRIAN SUTTER	82	20	43	11	8	5	188	259	59
2004-05								- SEASON CANCELED -		
2005-06*	TRENT YAWNEY	82	26	43	-	13	4	211	285	65
2006-07*	TRENT YAWNEY	21	7	12	-	2	-	49	67	16
	DENIS SAVARD	61	24	30	-	7	-	152	191	55
2007-08*	DENIS SAVARD	82	40	34	-	8	3	234	231	88
2008-09*	DENIS SAVARD	4	1	2	-	1	-	10	12	3
	JOEL QUENNEVILLE	78	45	22	-	11	-	250	197	101
2009-10*	JOEL QUENNEVILLE	82	52	22	-	8	1	271	209	112
2010-11*	JOEL QUENNEVILLE	82	44	29	-	9	3	258	225	97
2011-12*	JOEL QUENNEVILLE	82	45	26	-	11	4	248	238	101
2012-13*	JOEL QUENNEVILLE	48	36	7	-	5	1	155	102	77
2013-14*	JOEL QUENNEVILLE	82	46	21	-	15	3	261	212	107
2014-15*	JOEL QUENNEVILLE	82	48	28	-	6	3	220	186	102
2015-16*	JOEL QUENNEVILLE	82	47	26	-	9	3	235	209	103
2016-17*	JOEL QUENNEVILLE	82	50	23	-	9	1	244	213	109
2017-18*	JOEL QUENNEVILLE	82	33	39	-	10	7	229	256	76
2018-19	JOEL QUENNEVILLE	15	6	6	-	3	-	46	56	15
2018-19	JEREMY COLLITON	67	30	28	-	9	6	221	235	69
2019-20	JEREMY COLLITON	70	32	30	-	8	7	208	214	72
2020-21**	JEREMY COLLITON	56	24	25	-	7	6	161	186	55
2021-22	JEREMY COLLITON	12	1	9	-	2	-	26	47	4
	DEREK KING	70	27	33	-	10	7	193	244	64
2022-23	LUKE RICHARDSON	82	26	49	-	7	8	204	301	59
2023-24	LUKE RICHARDSON	82	23	53	-	6	8	179	290	52
FRANCHISE TOTALS		6586	2811	2789	814	172		19482	19723	

Stanley Cup champions indicated in **BOLD RED**.

* Teams receive one point in the standings for each overtime loss and are credited with an overtime loss only.

** Team competed in the COVID adjusted Central Division

TRADITION

RECORDS

PLAYOFFS

HISTORY

PLAYERS

ALL-TIME HOME/ROAD RECORD

HOME RECORD

ROAD RECORD

	HOME RECORD									ROAD RECORD								
	YEAR	GP	W	L	T	OTL	GF	GA	PTS	GP	W	L	T	OTL	GF	GA	PTS	
1926-27	22	12	8	2	-	64	47	26	22	7	14	1	-	51	69	15		
1927-28	22	2	18	2	-	27	60	6	22	5	16	1	-	41	74	11		
1928-29	22	3	13	6	-	14	36	12	22	4	16	2	-	19	49	10		
1929-30	22	12	9	1	-	63	53	25	22	9	9	4	-	54	58	22		
1930-31	22	13	8	1	-	63	39	27	22	11	9	2	-	45	39	24		
1931-32	24	13	5	6	-	53	39	32	24	5	14	5	-	33	62	15		
1932-33	24	12	7	5	-	52	43	29	24	4	13	7	-	36	58	15		
1933-34	24	13	4	7	-	50	29	33	24	7	13	4	-	38	54	18		
1934-35	24	12	9	3	-	60	42	27	24	14	8	2	-	58	46	30		
1935-36	24	15	7	2	-	54	38	32	24	6	12	6	-	39	54	18		
1936-37	24	8	13	3	-	44	51	19	24	6	14	4	-	55	80	16		
1937-38	24	10	10	4	-	53	59	24	24	4	15	5	-	44	80	13		
1938-39	24	5	13	6	-	49	59	17	24	7	15	2	-	42	73	15		
1939-40	24	15	7	2	-	61	41	32	24	8	12	4	-	51	79	20		
1940-41	24	11	10	3	-	58	58	25	24	5	15	4	-	54	81	13		
1941-42	24	15	8	1	-	83	66	31	24	7	15	2	-	62	89	16		
1942-43	25	14	3	8	-	103	67	36	25	3	15	7	-	76	113	13		
1943-44	25	15	6	4	-	98	75	34	25	7	17	1	-	80	112	15		
1944-45	25	9	14	2	-	80	87	20	25	4	16	5	-	61	107	13		
1945-46	25	15	5	5	-	111	72	35	25	8	15	2	-	89	106	18		
1946-47	30	10	17	3	-	92	108	23	30	9	20	1	-	101	166	19		
1947-48	30	10	17	3	-	92	104	23	30	10	17	3	-	103	121	23		
1948-49	30	13	12	5	-	93	89	31	30	8	19	3	-	80	122	19		
1949-50	35	13	18	4	-	110	110	30	35	9	20	6	-	93	134	24		
1950-51	35	8	22	5	-	94	131	21	35	5	25	5	-	77	149	15		
1951-52	35	9	19	7	-	79	108	25	35	8	25	2	-	79	133	18		
1952-53	35	14	11	10	-	83	66	38	35	13	17	5	-	86	109	31		
1953-54	35	8	21	6	-	69	98	22	35	4	30	1	-	64	144	9		
1954-55	35	6	21	8	-	82	111	20	35	7	19	9	-	79	124	23		
1955-56	35	9	19	7	-	75	103	25	35	10	20	5	-	80	113	25		
1956-57	35	12	15	8	-	91	91	32	35	4	24	7	-	78	134	15		
1957-58	35	15	17	3	-	83	86	33	35	9	22	4	-	80	116	22		
1958-59	35	14	12	9	-	106	96	37	35	14	17	4	-	91	112	32		
1959-60	35	18	11	6	-	111	81	42	35	10	18	7	-	80	99	27		
1960-61	35	20	6	9	-	120	76	49	35	9	18	8	-	78	104	26		
1961-62	35	20	10	5	-	114	76	45	35	11	16	8	-	103	110	30		
1962-63	35	17	9	9	-	94	93	43	35	15	12	8	-	100	85	38		
1963-64	35	26	4	5	-	127	68	57	35	10	18	7	-	91	101	27		
1964-65	35	20	13	2	-	122	83	52	35	14	15	6	-	102	93	34		
1965-66	35	21	8	6	-	131	88	48	35	16	17	2	-	109	99	34		
1966-67	35	24	5	6	-	133	62	54	35	17	12	6	-	131	108	40		
1967-68	37	20	13	4	-	120	111	44	37	12	13	12	-	92	111	36		
1968-69	38	20	14	4	-	158	121	44	38	14	19	5	-	122	125	33		
1969-70	38	26	7	5	-	145	69	57	38	19	15	4	-	105	101	42		
1970-71	39	30	6	3	-	153	78	63	39	19	14	6	-	124	106	44		
1971-72	39	28	3	8	-	139	63	64	39	18	14	7	-	117	103	43		
1972-73	39	26	9	4	-	161	94	56	39	16	18	5	-	123	131	37		
1973-74	39	20	6	13	-	142	85	53	39	21	8	10	-	130	79	52		
1974-75	40	24	12	4	-	157	105	52	40	13	23	4	-	111	136	30		
1975-76	40	17	15	8	-	137	134	42	40	15	15	10	-	117	127	40		
1976-77	40	19	16	5	-	142	130	43	40	7	27	6	-	98	168	20		
1977-78	40	20	9	11	-	128	92	51	40	12	20	8	-	102	128	32		
1978-79	40	18	12	10	-	128	117	46	40	11	24	5	-	116	160	27		
1979-80	40	21	12	7	-	128	112	49	40	13	15	12	-	113	138	38		
1980-81	40	21	11	8	-	171	145	50	40	10	22	8	-	133	170	28		
1981-82	40	20	13	7	-	182	152	47	40	10	25	5	-	150	211	25		
1982-83	40	29	8	3	-	190	124	61	40	18	15	7	-	148	144	43		
1983-84	40	25	13	2	-	157	135	52	40	5	29	6	-	120	176	16		
1984-85	40	22	16	2	-	161	138	46	40	16	19	5	-	148	161	37		

TRADITION
RECORDS
PLAYOFFS
HISTORY
PLAYERS

ALL-TIME HOME/ROAD RECORD

YEAR	HOME RECORD									ROAD RECORD								
	GP	W	L	T	OTL	GF	GA	PTS	GP	W	L	T	OTL	GF	GA	PTS		
1985-86	40	23	12	5	-	184	161	51	40	16	21	3	-	167	189	35		
1986-87	40	18	13	9	-	168	152	45	40	11	24	5	-	122	158	27		
1987-88	40	21	17	2	-	164	158	44	40	9	24	7	-	120	170	25		
1988-89	40	16	14	10	-	165	153	42	40	11	27	2	-	132	182	24		
1989-90	40	25	13	2	-	165	135	52	40	16	20	4	-	151	159	36		
1990-91	40	28	8	4	-	162	103	60	40	21	15	4	-	122	108	46		
1991-92	40	23	9	8	-	156	110	54	40	13	20	7	-	101	126	33		
1992-93*	42	25	11	6	-	155	115	56	42	22	14	6	-	124	115	50		
1993-94*	42	21	16	5	-	137	126	47	42	18	20	4	-	117	114	40		
1994-95†	24	11	10	3	-	73	57	25	24	13	9	2	-	83	58	28		
1995-96	41	22	13	6	-	139	108	50	41	18	15	8	-	134	112	44		
1996-97	41	16	21	4	-	105	112	36	41	18	14	9	-	118	98	45		
1997-98	41	14	19	8	-	82	90	36	41	16	20	5	-	110	109	37		
1998-99	41	20	17	4	-	109	112	44	41	9	24	8	-	93	136	26		
1999-2000**	41	16	19	5	1	125	123	38	41	17	18	5	1	117	122	40		
2000-01**	41	14	21	4	2	94	123	34	41	15	19	4	3	116	123	37		
2001-02**	41	28	7	5	1	114	81	62	41	13	20	8	0	102	126	34		
2002-03**	41	17	15	7	2	101	103	43	41	13	18	6	4	106	123	36		
2003-04**	41	13	17	6	5	98	116	37	41	7	26	5	3	90	143	22		
2004-05	- SEASON CANCELED -																	
2005-06**	41	16	19	-	6	109	127	38	41	10	24	-	7	102	158	27		
2006-07**	41	17	20	-	4	88	107	38	41	14	22	-	5	113	151	33		
2007-08**	41	23	16	-	2	128	102	48	41	17	18	-	6	111	133	40		
2008-09**	41	24	9	-	8	138	100	56	41	22	15	-	4	122	109	48		
2009-10** †	41	29	8	-	4	134	98	62	41	23	14	-	4	128	105	50		
2010-11**	41	24	17	-	0	128	108	48	41	20	12	-	9	124	112	49		
2011-12**	41	27	8	-	6	134	108	60	41	18	18	-	5	107	123	41		
2012-13**†	24	18	3	-	3	74	54	39	24	18	4	-	2	75	43	38		
2013-14**	41	27	7	-	7	140	92	61	41	19	14	-	8	121	120	46		
2014-15**	41	24	12	-	5	112	91	53	41	24	16	-	1	108	95	49		
2015-16**	41	26	11	-	4	120	83	56	41	21	15	-	5	114	124	47		
2016-17**	41	26	10	-	5	126	96	57	41	24	13	-	4	114	116	52		
2017-18**	41	18	18	-	5	119	112	41	41	15	21	-	5	110	144	35		
2018-19	41	19	14	-	8	138	138	46	41	17	20	-	4	129	153	38		
2019-20**†	34	16	14	-	4	101	100	36	36	16	16	-	4	107	114	36		
2020-21	28	13	11	-	4	93	90	30	28	11	14	-	3	66	94	25		
2021-22	41	14	21	-	6	108	149	34	41	14	21	-	6	105	140	34		
2022-23	41	14	23	-	4	114	153	32	41	12	26	-	3	88	146	27		
2023-24	41	16	21	-	4	99	127	36	41	7	32	-	2	79	162	16		
ALL-TIME	3,402	1,699	1,193	410	100	10,733	9,267		3,404	1,190	1,712	404	98	9,322	11,227			

Stanley Cup champions indicated in **BOLD RED**.

*Includes two neutral-site games, one "home" and one "road."

† There were only 48 regular-season games played during the 1994-95 and 2012-13 seasons due to a lockout.

**Teams receive one point in the standings for each overtime loss and are credited with an overtime loss only.

**† There were only 70 regular-season games played during the 2019-20 season due to the COVID-19 pandemic.

TRADITION

RECORDS

PLAYOFFS

HISTORY

PLAYERS

RECORD VS. NHL

Team	OVERALL						HOME						ROAD					
	GP	W	L	T	OT	PTS	GP	W	L	T	OT	PTS	GP	W	L	T	OT	PTS
Anaheim Ducks	107	49	49	5	4	107	56	29	21	2	4	64	51	20	28	3	0	43
Boston Bruins	598	245	270	79	4	573	300	152	99	45	4	353	298	93	171	34	0	220
Buffalo Sabres	130	58	56	13	3	132	65	38	20	6	1	83	65	20	36	7	2	49
Calgary Flames	185	82	69	26	8	198	92	44	32	13	3	104	93	38	37	13	5	94
Atlanta Flames	40	18	13	9	0	45	19	10	3	6	0	26	21	8	10	3	0	19
Carolina Hurricanes	93	39	44	7	3	88	46	23	18	3	2	51	47	16	26	4	1	37
Hartford Whalers	49	26	17	6	0	58	24	15	6	3	0	33	25	11	11	3	0	25
Colorado Avalanche	154	65	70	9	10	149	77	38	28	3	7	86	77	27	41	6	3	63
Quebec Nordiques	45	23	16	6	0	52	23	14	7	2	0	30	22	9	9	4	0	22
Columbus Blue Jackets	101	59	33	2	7	127	50	30	17	1	2	63	51	29	16	1	5	64
Dallas Stars	303	148	114	31	10	337	150	84	48	15	3	186	153	64	66	16	7	151
Minnesota North Stars	169	92	56	21	0	205	84	56	18	10	0	122	85	36	38	11	0	83
Detroit Red Wings	753	294	363	84	12	684	378	175	144	51	8	409	375	119	219	33	4	275
Detroit Cougars	24	8	12	4	0	20	12	3	6	3	0	9	12	5	6	1	0	11
Detroit Falcons	14	5	7	2	0	12	7	4	2	1	0	9	7	1	5	1	0	3
Edmonton Oilers	150	72	59	12	7	163	75	39	22	7	6	91	75	33	34	5	1	72
Florida Panthers	55	29	18	3	5	66	28	16	8	2	2	36	27	13	10	1	3	30
Los Angeles Kings	209	97	83	17	12	223	105	52	41	9	3	116	104	45	42	8	9	107
Minnesota Wild	88	33	41	1	13	80	44	18	21	1	4	41	44	15	20	0	9	39
Montreal Canadiens	574	162	304	103	5	432	285	101	128	55	1	258	289	61	176	48	4	174
Nashville Predators	136	63	56	4	13	143	69	37	26	1	5	80	67	26	30	3	8	63
New Jersey Devils	121	52	44	21	4	129	60	31	18	10	1	73	61	21	26	11	3	56
Kansas City Scouts	12	9	1	2	0	20	6	5	0	1	0	11	6	4	1	1	0	9
Colorado Rockies	31	14	9	8	0	36	15	9	2	4	0	22	16	5	7	4	0	14
New York Islanders	121	54	44	20	3	131	62	35	21	5	1	76	59	19	23	15	2	55
New York Rangers	598	252	244	98	4	606	300	134	119	43	4	315	298	118	125	55	0	291
Ottawa Senators	43	30	10	2	1	63	20	15	3	2	0	32	23	15	7	0	1	31
Philadelphia Flyers	148	50	66	30	2	132	73	32	21	19	1	84	75	18	45	11	1	48
Pittsburgh Penguins	144	79	45	17	3	178	72	48	13	10	1	107	72	31	32	7	2	71
San Jose Sharks	112	50	48	5	9	114	57	30	21	2	4	66	55	20	27	3	5	48
Seattle Kraken	9	3	5	0	1	7	4	2	2	0	0	4	5	1	3	0	1	3
St. Louis Blues	331	155	130	35	11	356	167	94	49	18	6	212	164	61	81	17	5	144
Tampa Bay Lightning	60	20	27	5	8	53	31	13	14	2	2	30	29	7	13	3	6	23
Toronto Maple Leafs	659	271	288	96	4	642	331	166	120	42	3	377	328	105	168	54	1	265
Toronto St. Patricks	4	2	2	0	0	4	2	2	0	0	0	4	2	0	2	0	0	0
Utah	0	0	0	0	0	0	0	0	0	0	0	0	0	0	0	0	0	0
Vancouver Canucks	204	90	81	22	11	213	101	58	29	7	7	130	103	32	52	15	4	83
Vegas Golden Knights	18	5	10	0	3	13	8	2	4	0	2	6	10	3	6	0	1	7
Washington Capitals	106	46	46	11	3	106	53	29	16	6	2	66	53	17	30	5	1	40
Winnipeg Jets	56	26	26	0	4	56	26	11	11	0	4	26	30	15	15	0	0	30
Atlanta Thrashers	11	8	3	0	0	16	4	3	1	0	0	6	7	5	2	0	0	10
ALL-TIME RECORD	6806	2889	2905	814	198	6790	3402	1699	1193	410	100	3908	3404	1190	1712	404	98	2882

TRADITION
RECORDS
PLAYOFFS
HISTORY
PLAYERS

RECORD VS. NHL/MILESTONES

TEAM	OVERALL					HOME					ROAD				
	W	L	T	OT	PTS	W	L	T	OT	PTS	W	L	T	OT	PTS
Arizona Coyotes	80	55	15	11	186	44	17	10	7	105	36	38	5	4	81
Brooklyn Americans	6	2	0	0	12	4	0	0	0	8	2	2	0	0	4
California Golden Seals	19	6	6	0	44	12	1	2	0	26	7	5	4	0	18
Cleveland Barons	4	4	0	0	8	3	1	0	0	6	1	3	0	0	2
Montreal Maroons	23	30	9	0	55	15	10	6	0	36	8	20	3	0	19
New York Americans	35	34	17	0	87	22	13	8	0	52	13	21	9	0	35
Oakland Seals	8	7	1	0	17	5	3	0	0	10	3	4	1	0	7
Ottawa Senators	15	11	6	0	36	8	6	2	0	18	7	5	4	0	18
Philadelphia Quakers	6	0	0	0	12	3	0	0	0	6	3	0	0	0	6
Phoenix Coyotes	28	24	8	8	72	11	11	7	4	33	17	13	1	4	39
Pittsburgh Pirates	11	12	1	0	23	5	6	1	0	11	6	6	0	0	12
St. Louis Eagles	4	1	1	0	9	2	0	1	0	5	2	1	0	0	4
DEFUNCT TOTALS	239	186	64	11	561	134	68	37	11	316	105	118	27	8	245

The Chicago Blackhawks never played a regular season game against the Hamilton Tigers, Montreal Wanderers or the Quebec Bulldogs.

REGULAR-SEASON TEAM MILESTONES

GAMES PLAYED:	6,806	GOALS FOR:	20,055
WINS:	2,889	GOALS AGAINST:	20,494
LOSSES:	2,905	SHUTOUTS FOR:	439
TIES:	814	SHUTOUTS AGAINST:	468
OVERTIME LOSSES:	198*	TOTAL POINTS:	6,790

* Overtime and shootout losses since 1999-2000, when the league began awarding one point for those results.

MILESTONE	DATE	OPPONENT	SCORE
1ST WIN:	NOV. 17, 1926	TOR	4-1
100TH WIN:	DEC. 8, 1932	DET	3-1
250TH WIN:	JAN. 7, 1941	@ NYR	3-2
500TH WIN:	DEC. 20, 1953	TOR	4-1
750TH WIN:	JAN. 23, 1964	@ BOS	3-1
1,000TH WIN:	DEC. 2, 1970	BOS	4-3
1,250TH WIN:	JAN. 30, 1977	CLE	9-3
1,500TH WIN:	NOV. 17, 1984	@ HFD	7-0
1,750TH WIN:	OCT. 31, 1991	NYI	4-3
2,000TH WIN:	NOV. 29, 1998	@ EDM	3-2
2,250TH WIN:	DEC. 22, 2007	@ OTT	4-3 (OT)
2,500TH WIN:	OCT. 15, 2013	@ CAR	3-2 (SO)
2,750TH WIN:	MARCH 11, 2019	@ ARI	7-1

TRADITION

RECORDS

PLAYOFFS

HISTORY

PLAYERS

COACHING LEDGER

REGULAR SEASON

STANLEY CUP PLAYOFFS

COACH	GAMES	W	L	T	OTL*	PCT.	CUPS	SEA	YEARS
BILL REAY	1,012	516	335	161	----	.589	0	14	1963-77
JOEL QUENNEVILLE	797	452	249	----	96	.627	3	9	2008-2018
BOB PULFORD	426	182	176	68	----	.507	0	7	1977-2000
RUDY PILOUS	387	162	151	74	----	.514	1	6	1957-63
MIKE KEENAN	320	153	126	41	----	.542	0	4	1988-92
PAUL THOMPSON	313	113	153	47	----	.436	0	7	1938-45
DARRYL SUTTER	216	110	80	26	----	.569	0	3	1992-95
CRAIG HARTSBURG	246	104	102	40	----	.504	0	3	1995-98
ORVAL TESSIER	213	99	93	21	----	.514	0	3	1982-85
BRIAN SUTTER	246	91	103	37	15	.476	0	3	2001-04
JEREMY COLLITON	205	87	92	----	26	.488	0	3	2018-2021
DENIS SAVARD	147	65	66	----	16	.497	0	3	2006-08
CLEM LOUGHLIN	144	61	63	20	----	.493	0	3	1934-37
CHARLES CONACHER	162	56	84	22	----	.414	0	3	1948-50
JOHN GOTTSSELIG	146	53	79	14	----	.411	0	4	1944-48
KEITH MAGNUSON	139	52	61	26	----	.468	0	2	1980-82
LUKE RICHARDSON	164	49	102	----	13	.338	0	2	2022-
DICK IRVIN	119	46	57	16	----	.454	0	2	1930-32
SID ABEL	140	39	79	22	----	.357	0	2	1952-54
EDDIE JOHNSTON	80	34	27	19	----	.544	0	1	1979-80
TRENT YAWNEY	103	33	55	----	15	.393	0	2	2005-07
BOB MURDOCH	80	30	41	9	----	.413	0	1	1987-88
EBBIE GOODFELLOW	140	30	91	19	----	.282	0	2	1950-52
ALPO SUHONEN	82	29	40	8	5	.433	0	1	2000-01
TOM GORMAN	73	28	28	17	----	.500	1	1	1933-34
BILL TOBIN	66	26	28	12	----	.485	0	3	1929-32
TOMMY IVAN	103	26	56	21	----	.354	0	2	1956-58
BILL STEWART	69	22	35	12	----	.406	1	2	1937-39
PETER MULDOON	44	19	22	3	----	.466	0	1	1926-27
LORNE MOLLEKEN	47	18	19	8	2	.489	0	2	1998-2000
BILL WHITE	46	16	24	6	----	.413	0	1	1976-77
DIRK GRAHAM	59	16	35	8	----	.339	0	1	1998-99
DEREK KING	70	27	33	----	10	.457	0	1	2021-22
FRANK EDDOLLS	70	13	40	17	----	.307	0	1	1954-55
TOM SHAUGHNESSY	21	10	8	3	----	.548	0	1	1929-30
EMIL IVERSON	21	8	7	6	----	.523	0	1	1932-33
HERB GARDINER	44	7	29	8	----	.250	0	1	1928-29
BARNEY STANLEY	23	4	17	2	----	.217	0	1	1927-28
HUGH LEHMAN	21	3	17	1	----	.167	0	1	1927-28
GODFREY MATHESON	2	0	2	0	----	.000	0	1	1932-33
TOTALS	6806	2875	2905	814	198	.499	6	96	1926-2024

*Teams receive one point in the standings for each overtime or shootout loss and are credited with an OTL only.

Current Head Coach in **RED**.

TRADITION
RECORDS
PLAYOFFS
HISTORY
PLAYERS



NOV. 22, 1917

The National Hockey League is organized in Montreal.

SEPT. 25, 1926

The city of Chicago receives an NHL franchise. The team owner is Major Frederic McLaughlin, a coffee baron.

NOV. 17, 1926

The newly-formed Chicago Blackhawks hockey team plays its first game ever at the Chicago Coliseum against the Toronto St. Patricks, winning 4-1.

MARCH 28, 1929

Chicago Stadium opens to the public with a boxing match. The Stadium is the enterprise of Paddy Harmon, a sports promoter, built at the cost of \$6 million.

DEC. 15, 1929

The Chicago Blackhawks play their first game at Chicago Stadium. They win 3-1 over the Pittsburgh Pirates.

DEC. 18, 1932

The Chicago Bears defeat Portsmouth 9-0 in the first NFL title game played at Chicago Stadium.

MARCH 14, 1933

The only forfeit in Blackhawks history occurs when the players refuse to return to the ice after their coach, Tom Gorman, was ejected by referee Bill Stewart. Although the score reads 3-2, Boston is awarded a 1-0 forfeit victory.

MARCH 19, 1933

The first afternoon game in NHL history is played in Chicago. Detroit defeats Chicago 4-3.

APRIL 10, 1934

The Blackhawks win their first Stanley Cup, defeating Detroit 1-0 in the second overtime period. Harold "Mush" March gets the game-winner.

JUNE 13, 1934

Outstanding Blackhawks goaltender Charlie Gardiner dies of a brain tumor at age 29, just eight weeks after the team won the Stanley Cup.

MARCH 8, 1937

Overtime Blackhawk Howie Morenz dies of a heart attack in a Montreal hospital 39 days after suffering a broken leg in a game against the Blackhawks.

APRIL 3, 1938

Alfie Moore plays his one and only game as a Blackhawk against Toronto in a Stanley Cup Final game and helps the team beat the Leafs 3-1.

APRIL 12, 1938

The Blackhawks win their second Stanley Cup, defeating the Toronto Maple Leafs in the Final 4-1.

MARCH 18, 1940

The first chartered flight in NHL history occurs as the Chicago Blackhawks fly to Toronto for the first round of the Stanley Cup Final.

MARCH 4, 1941

Goaltender Sam LoPresti makes an NHL-record 80 saves on 83 shots against Boston; however, the Blackhawks lose to the Bruins 3-2.

MARCH 16, 1941

Blackhawks coach Paul Thompson pulls goaltender Sam LoPresti for an extra attacker in the season's final regular-season game, the first time the tactic is used in an NHL game.

JAN. 28, 1943

Max Bentley scores seven points (4G, 3A) against the New York Rangers.

FEB. 20, 1944

A "perfect game" is played at Chicago Stadium between the Blackhawks and the Toronto Maple Leafs. The game ends in a scoreless tie, and there are no penalties called.

DEC. 17, 1944

Major Frederic McLaughlin, first owner of the Blackhawks, passes away.

TRADITION

RECORDS

PLAYOFFS

HISTORY

PLAYERS

DATES TO REMEMBER

FEB. 23, 1947

Goaltender Emile Francis debuts at Chicago Stadium against Boston in front of 20,004 fans.

NOV. 4, 1947

Blackhawks trade Max Bentley to Toronto for Gus Bodnar, Gaye Stewart, Bob Goldham, Bud Poile and Ernie Dickens.

NOV. 3, 1948

Chicago hosts its first All-Star Game, as the All-Stars defeat Toronto 3-1.

JAN. 17, 1952

Bill Mosenko scores his 200th career goal.

MARCH 23, 1952

Bill Mosenko scores three goals in 21 seconds, an NHL record.

SEPT. 11, 1952

Bill Tobin sells his controlling interest in the Blackhawks to the owners of Chicago Stadium: James E. Norris, James D. Norris and Arthur M. Wirtz.

DEC. 4, 1952

James E. Norris dies of a heart attack.

JULY 8, 1954

Tommy Ivan is named general manager of the Blackhawks.

DEC. 18, 1954

Maurice "Rocket" Richard scores his 400th goal in Chicago Stadium.

JAN. 5, 1957

CBS televises the first network hockey game and introduces "Peter Puck" to audiences, as the New York Rangers defeat Chicago 4-1.

JAN. 19, 1960

Blackhawks captain Ed Litzenberger and his wife are involved in an auto accident. Litzenberger is seriously injured, and his wife is killed.

MARCH 26, 1961

Murray Balfour scores at 52:12 in the third overtime period of a Stanley Cup Playoffs game to beat Montreal 2-1.

APRIL 16, 1961

Blackhawks win a third Stanley Cup, defeating the Detroit Red Wings 5-1 in Game 6 of the Final.

OCT. 7, 1961

The All-Stars defeat the Blackhawks 3-1 in the second All-Star Game played in Chicago.

JAN. 17, 1962

Glenn Hall plays his 500th consecutive game, playoffs included, in goal. He is honored for his achievement before the game.

NOV. 7, 1962

Glenn Hall's regular-season NHL record of 502 consecutive games ends after he leaves the game with a pinched nerve.

FEB. 25, 1966

James D. Norris, co-owner of the Chicago Blackhawks, dies at age 59. William (Bill) Wirtz assumes the position of president.

MARCH 12, 1966

Bobby Hull becomes the first player to score more than 50 goals in a season when he notches his 51st in the third period against New York Rangers goaltender Cesare Maniago.

MARCH 12, 1967

The Blackhawks clinch first place as regular-season NHL champions and receive the Prince of Wales Trophy for the first time in team history.

MAY 15, 1967

Chicago trades Phil Esposito, Ken Hodge and Fred Stanfield to Boston for Gilles Marotte, Pit Martin and Jack Norris, in one of the biggest trades in franchise history.

JAN. 30, 1969

The Blackhawks record their biggest shutout ever, winning 12-0 at Philadelphia.

JUNE 15, 1969

The Blackhawks claim rookie goaltender Tony Esposito from the Montreal Canadiens for \$25,000.

FEB. 21, 1970

Bobby Hull scores his 500th career goal against New York Rangers goaltender Ed Giacomin.

MARCH 29, 1970

Tony Esposito records his 15th shutout of the season, setting a modern-day shutout record.

APRIL 5, 1970

Chicago defeats Montreal 10-2 in the final game of the regular season to take first place after a last place finish the previous season.

JAN. 19, 1971

The Blackhawks place 11 players on the West All-Star squad, which defeats the East 2-1 in Minnesota.

MARCH 25, 1972

Bobby Hull scores his 600th career goal against Boston Bruins goaltender Gerry Cheevers.

APRIL 2, 1972

Bobby Hull scores his last goal as a Blackhawk, No. 604, against Detroit Red Wings goaltender Andy Brown.

JAN. 29, 1974

The third All-Star Game held at Chicago Stadium pits the West Division against the East Division. The West All-Stars prevail 6-4.

APRIL 6, 1975

The Blackhawks win their 1,200th game with a 5-0 result over Minnesota. It is also the 500th NHL victory overall for Head Coach Billy Reay.

FEB. 26, 1976

Billy Reay wins his 500th game as head coach of the Blackhawks, a 6-2 victory over the Los Angeles Kings.

FEB. 27, 1977

Stan Mikita scores his 500th career goal against Vancouver Canucks goaltender Cesare Maniago.

MARCH 13, 1979

The Blackhawks and Atlanta Flames complete an eight-player trade. The Blackhawks acquire Tom Lysiak, Harold Phillipoff, Pat Ribble, Greg Fox and Miles Zaharko in exchange for Ivan Boldirev, Phil Russell and Darcy Rota.

OCT. 19, 1980

The Blackhawks retire the first jersey in team history, honoring Stan Mikita's No. 21.

FEB. 3, 1982

Grant Mulvey records seven points (5G, 2A) against St. Louis, setting a new team record for goals. His seven points also tie Max Bentley's franchise-record game total (4G, 3A), set on Jan. 28, 1943.

MARCH 22, 1982

Denis Savard breaks Bobby Hull's single-season record of 107 points. He finishes the season with 119 points (32G, 87A).

APRIL 4, 1982

Doug Wilson scores his 39th goal, setting a record for Blackhawks defensemen.

MAY 10, 1982

Chicago's farm team, the New Brunswick Hawks, captures the AHL Calder Cup. Orval Tessier is chosen as the top AHL head coach for 1981-82.

TRADITION

RECORDS

PLAYOFFS

HISTORY

PLAYERS

MARCH 20, 1983

Al Secord becomes the second Blackhawk in team history to score 50 goals in a season. Secord scored his 50th goal against Mike Palmateer and the Toronto Maple Leafs at Chicago Stadium.

JULY 21, 1983

Arthur Wirtz, owner and chairman of the board of the Chicago Blackhawks, passes away.

OCT. 30, 1983

Blackhawk forward Tom Lysiak receives a 20 game suspension for tripping a game referee, the third longest in NHL history.

DEC. 18, 1983

The Chicago Blackhawks retire the second jersey in team history: No. 9, honoring Bobby "The Golden Jet" Hull.

JUNE 18, 1988

Blackhawks sign free agent goalies Bob Mason and Ed Belfour.

NOV. 20, 1988

The Blackhawks retire Glenn Hall's No. 1 jersey and Tony Esposito's No. 35 jersey in a ceremony honoring both goaltenders.

MARCH 4, 1990

Bob Murray plays his 1,000th NHL game, all in a Blackhawks uniform.

MAY 25, 1990

Chicago's farm team, the Indianapolis Ice, captures the IHL Turner Cup. Darryl Sutter is chosen as the IHL Coach of the Year.

JAN. 19, 1991

Chicago Stadium hosts the NHL All-Star Game just days after the Persian Gulf War begins. Thousands of flag-waving fans cheer during a stirring national anthem sung by Wayne Messmer.

FEB. 23, 1991

Michel Goulet reaches the 1,000-point mark in the NHL while wearing a Blackhawks uniform. He gains his 1,000th point at Minnesota with his third goal of the night, becoming the 30th player in NHL history to reach this milestone.

MARCH 14, 1991

Ed Belfour sets a Blackhawks record for wins in a single season (39) in a 6-3 victory over Los Angeles, surpassing Tony Esposito's mark of 38, set in 1969-70.

MARCH 31, 1991

The Blackhawks beat the Detroit Red Wings 5-1 to win their first Presidents' Trophy as regular-season champions.

FEB. 16, 1992

Michel Goulet scores his 500th career goal against Calgary at Chicago Stadium. He becomes the 17th player in NHL history to reach the milestone.

MARCH 7, 1992

Jeremy Roenick becomes the third Blackhawk and first American-born Blackhawk to score 50 goals in a season when he nets the game-winner in a 2-1 victory against the Bruins in his hometown of Boston.

MAY 22, 1992

The Blackhawks win a franchise-record 11th straight playoff game with a 5-1 victory at Edmonton. The result gives the Blackhawks a berth in the Stanley Cup Final.

OCT. 6, 1993

The Florida Panthers play their first NHL game, meeting the Blackhawks at Chicago Stadium. The game ends in a 4-4 tie.

APRIL 14, 1994

The Blackhawks play their final regular-season game at Chicago Stadium against Toronto, losing 6-4. The game was preceded by a half-hour ceremony in which the four banners commemorating the Blackhawks retired jerseys were lowered and presented to each player.

APRIL 28, 1994

Game 6 of the Western Conference Quarterfinals against Toronto marks the final hockey game played in the Chicago Stadium. The Maple Leafs win the game 1-0 and the series 4-2.

JAN. 25, 1995

The Blackhawks play the first hockey game at the United Center and defeat the Edmonton Oilers 5-1. Joe Murphy scores the first goal in the United Center.

MAY 3, 1995

The Blackhawks finish the 48-game regular season allowing 115 goals for a 2.37 GAA. Ed Belfour captures the Jennings Trophy, awarded to the goalie on the team with the lowest GAA, for the third time in five years.

FEB. 22, 1996

Blackhawks winger Tony Amonte records the first hat trick in the United Center against the St. Louis Blues in the 53rd game played at the new arena.

AUG. 16, 1996

The Blackhawks trade Jeremy Roenick to the Arizona Coyotes for Alex Zhamnov, Craig Mills and a 1997 first-round draft pick.

NOV. 5, 1996

Blackhawks Executive Vice President Arthur Michael Wirtz, Jr., dies at the age of 62.

MARCH 19, 1998

The Blackhawks retire Denis Savard's No. 18 sweater at the United Center prior to the game against Montreal, Savard's hometown team and the team with whom he won the Stanley Cup in 1993. Savard becomes the fifth Blackhawk to have his number retired.

APRIL 18, 1998

At the end of the NHL regular season, the Blackhawks fail to qualify for the Stanley Cup Playoffs for the first time since 1969, ending a 28-year streak of qualifying for the postseason.

JUNE 24, 1999

Blackhawks Vice President Thomas N. Ivan dies at the age of 88.

OCT. 5, 2000

The Blackhawks open their 75th season at Buffalo.

OCT. 12, 2000

The Blackhawks unveil their 75th anniversary statue, "Badge of Honor," and announce their 75th Anniversary all-star team, as selected by the fans (listed in alphabetical order by position). Left Wing: Bobby Hull, Dennis Hull, Al Secord. Center: Stan Mikita, Jeremy Roenick, Denis Savard. Right Wing: Tony Amonte, Steve Larmer, Harold "Mush" March. Defense: Chris Chelios, Keith Magnuson, Pierre Pilote, Pat Stapleton, Bill White, Doug Wilson. Goaltenders: Ed Belfour, Tony Esposito, Glenn Hall. Coaches: Mike Keenan, Bob Pulford, Billy Reay.

OCT. 21, 2000

The Blackhawks play their 5,000th game in franchise history at St. Louis, a 1-0 loss.

DEC. 15, 2003

Keith Magnuson, former Blackhawks defenseman and president of the Blackhawk Alumni Association, dies in an automobile accident in suburban Toronto at age 56.

AUG. 5, 2005

The Blackhawks sign free-agent goaltender Nikolai Khabibulin to a four-year, \$27 million deal, the largest goalie contract in Blackhawks history.

NOV. 27, 2006

Hall of Famer and former Blackhawks center Denis Savard is named the 36th head coach in team history after Trent Yawney is relieved of his duties. Savard, who originally joined the coaching staff as an assistant in December 1997, wins his first three games, becoming the third head coach in franchise history to accomplish that feat.

JUNE 22, 2007

The Blackhawks select Patrick Kane first overall in the 2007 NHL Entry Draft, the first time the franchise has held the top pick.

TRADITION

RECORDS

PLAYOFFS

HISTORY

PLAYERS

DATES TO REMEMBER

SEPT. 26, 2007

Team President William W. Wirtz passes away at the age of 77. The organization honors Wirtz with a pregame ceremony before the regular-season home opener on Oct. 6 and wear shoulder patches with his initials (W.W.W.) throughout the entire campaign.

OCT. 5, 2007

W. Rockwell "Rocky" Wirtz assumes the role of chairman of the Blackhawks.

NOV. 20, 2007

John F. McDonough is named president of the Chicago Blackhawks. McDonough had previously served as president of the Chicago Cubs for 24 years.

DEC. 19, 2007

The Blackhawks announce that Bobby Hull and Stan Mikita will rejoin the organization as official team ambassadors; Tony Esposito joins them later in the season and Denis Savard joins them in October 2008.

JAN. 3, 2008

Jay Blunk is named senior vice president of business operations, departing the Chicago Cubs, where he served in the marketing department for the previous 22 years.

APRIL 1, 2008

For the first time in team history, the Blackhawks announce that they will televise the entire 82-game regular-season schedule and playoffs. In conjunction with Comcast SportsNet, WGN-TV Channel 9 and NHL broadcast rightsholders Versus and NBC, every contest will air in HD.

JUNE 12-13, 2008

Patrick Kane is awarded the Calder Memorial Trophy as the NHL's top rookie for the 2007-08 season, marking the eighth time in franchise history a Blackhawk accepts the honor. Jonathan Toews finishes as a finalist for the award and joins Kane on the 2007-08 NHL All-Rookie Team. With over 500 youth hockey players from the Chicago area and the Calder Trophy in attendance, the Blackhawks honor Kane and Toews with a rally at the United Center the day after the awards ceremony.

JUNE 16, 2008

The Blackhawks announce the return of veteran play-by-play announcer Pat Foley to the broadcast booth after a two-year hiatus. Foley, a member of the Chicagoland Sports Hall of Fame, previously served as the voice of the Blackhawks for 25 years, from 1981 to 2006.

JULY 16, 2008

In conjunction with the NHL, the Chicago Blackhawks announce that the team will host the defending Stanley Cup champion Detroit Red Wings in a regular-season outdoor game: the NHL Winter Classic, to be played at Wrigley Field on Jan. 1, 2009.

JULY 18-20, 2008

The first annual Chicago Blackhawks Convention takes place at the Hilton Chicago, the first of its kind in NHL history. The event sold out and entertained over 10,000 fans.

JULY 31, 2008

The Blackhawks name Hall of Famer Scotty Bowman as senior advisor to hockey operations. Bowman has been a part of a record 12 Stanley Cup-winning teams and is the NHL's all-time coaching leader with 1,226 regular-season wins and 223 postseason victories.

SEPT. 2, 2008

The Blackhawks and Chicago Cubs hold Blackhawks Night at Wrigley Field. Players and alumni join together in a pregame ceremony honoring the team.

SEPT. 9, 2008

The Blackhawks and Chicago White Sox team up for Blackhawks Night at U.S. Cellular Field, featuring special promotions before, during and after the game. More than 1,000 Blackhawks season ticketholders attend the game, which features a first-pitch "shot" by Patrick Sharp.

SEPT. 20, 2008

The Blackhawks host their first-ever Training Camp Festival at the United Center. Events include a 5K run/walk/skate, 3-on-3 street hockey tournament, live music, interactive games and a public Blackhawks practice.

SEPT. 23, 2008

The Blackhawks announce that for the 2008-09 season the organization has surpassed its previous franchise record of 13,425 season ticketholders, established in 1994-95 during the inaugural campaign at the United Center.

OCT. 16, 2008

The Blackhawks name Joel Quenneville the 37th head coach in franchise history; at the time of his appointment to the position, Quenneville ranked fifth among active coaches and 18th in NHL history with 438 wins (438-283-118). Quenneville had also guided nine of his 10 teams to the postseason, including the St. Louis Blues and the Colorado Avalanche, where he won a Stanley Cup as an assistant coach in 1996.

NOV. 12, 2008

The Blackhawks retire jersey No. 3 in honor of Pierre Pilote and the late Keith Magnuson in a pregame ceremony at the United Center. Pilote and Magnuson join Glenn Hall, Bobby Hull, Denis Savard, Stan Mikita and Tony Esposito as the only Blackhawks players to have their jersey numbers retired.

DEC. 26, 2008

The Blackhawks set a regular-season franchise record at the United Center by entertaining 22,712 fans in a 5-1 win over the Philadelphia Flyers; the victory is Chicago's eighth straight, matching a franchise record.

DEC. 28, 2008

The Blackhawks establish a franchise record with their ninth straight win, a 4-1 victory over the Minnesota Wild at Xcel Energy Center.

JAN. 1, 2009

The Blackhawks and Red Wings take the ice at Wrigley Field in the 2009 NHL Winter Classic, the first outdoor professional hockey game held in Chicago and second overall in the United States. Chicago is defeated by Detroit 6-4 in front of 40,818 fans. The game draws an 11.8 overnight rating and a 21 share (12:00-3:15 CST) on NBC in Chicago and over 4.4 million U.S. viewers overall.

JAN. 3, 2009

Patrick Kane, Jonathan Toews and Brian Campbell are voted onto the Western Conference's starting lineup for the 2009 NHL All-Star Game in Montreal. It is the first time since fan voting began deciding All-Star starters in 1985-86 that three Blackhawks are to start in the midseason classic. Kane and Toews finish first and second among Western Conference forwards, while Campbell paces defensemen.

FEB. 19, 2009

The Blackhawks are selected as one of four teams that will open the 2009-10 NHL regular season in Europe as part of NHL Premiere 2009. Chicago is scheduled to face off twice against the Florida Panthers in Helsinki, Finland.

APRIL 3, 2009

The Blackhawks defeat the Nashville Predators 3-1 at the United Center, clinching a spot in the 2009 Stanley Cup Playoffs, marking the franchise's first postseason berth since 2002. As the fourth seed in the Western Conference, the franchise clinches home-ice advantage in the first round of the postseason for the first time since 1996.

TRADITION

RECORDS

PLAYOFFS

HISTORY

PLAYERS



APRIL 8, 2009

The Blackhawks shatter an all-time single-season attendance record when Laura Fontana-Vena of Elmhurst, Ill., becomes the 835,972nd fan to pass through the United Center turnstile before the team's 39th home game of 2008-09, surpassing the previous mark set in 1995-96.

APRIL 12, 2009

The Blackhawks close out their regular-season slate with a 3-0 win over the Detroit Red Wings in front of 22,376 fans at the United Center. The Blackhawks establish an NHL club record by attracting an average of 21,783 to their 40 home dates at the United Center.

MAY 11, 2009

The Blackhawks eliminate the Vancouver Canucks in Game 6 of the Western Conference Semifinals with a 7-5 victory at the United Center, lifting the franchise to its first berth in the conference finals in 14 years; the 1 millionth fan to attend a Blackhawks home game in 2008-09 passes through the United Center turnstiles. The 46th capacity crowd in 46 home dates of the campaign witnesses Patrick Kane's first professional hat trick and a four-goal third period in the victory.

MAY 18, 2009

Forbes.com posts an article by Nathan Vardi proclaiming the Blackhawks as "The Greatest Sports-Business Turnaround Ever."

MAY 28, 2009

Five years removed from being named the most professional franchise by ESPN, the Blackhawks organization (Professional Sports Team of the Year) and Chairman Rocky Wirtz (Sports Executive of the Year) finish as finalists at the 2009 Sports Business Awards Gala, presented by Street & Smith's SportsBusiness Journal and SportsBusiness Daily. The Blackhawks organization finishes in the top four of all professional sports teams in the North American major and minor leagues. Wirtz finishes fourth among all American executives who have a primary involvement in sports business.

JULY 1, 2009

The Blackhawks sign right wing Marian Hossa, a four-time All-Star, to a 12-year contract worth \$63.3 million.

JULY 2, 2009

The Blackhawks finish first among Chicago professional sports organizations and 21st overall in ESPN Magazine's 2009 Ultimate Standings. The seventh annual list measures how much MLB, NBA, NFL and NHL franchises give back to the fans in exchange for all the time, money and emotion the fans invest in them. The Blackhawks made the largest jump of any team from 2008 to 2009, rising from No. 88 in 2008 after placing 118th in 2007.

JULY 14, 2009

The Blackhawks promote Stan Bowman to the position of general manager, becoming the youngest general manager in the NHL and the ninth person in franchise history to hold the title. He and his father, Scotty, currently the Blackhawks senior advisor of hockey operations, become the seventh father-son general manager tandem in league history.

SEPT. 28-29, 2009

The Blackhawks participate in the 2009 Victoria Cup in Zurich, Switzerland, to close out their 2009 preseason schedule. Chicago plays against HC Davos and ZSC Zurich Lions at Hallenstadion, marking the franchise's first contests in Europe since playing a pair of exhibition games against the Montreal Canadiens in London, England, in September 1992.

TRADITION

RECORDS

PLAYOFFS

HISTORY

PLAYERS

DATES TO REMEMBER

OCT. 2-3, 2009

The Blackhawks play their first ever regular-season games in Europe, going 1-0-1 against the Florida Panthers in a pair of games at Hartwall Arena in Helsinki, Finland, as part of NHL Premiere 2009. Chicago and Florida make NHL history in the process, becoming the first teams to play a regular-season game in Finland.

OCT. 10, 2009

For the first time in the 83-year history of the franchise, Hall of Famers and Blackhawks Ambassadors Bobby Hull, Stan Mikita, Tony Esposito and Denis Savard skate together on the same ice surface, a feat they accomplish in front of a capacity crowd of 20,655 before the 2009-10 regular-season home opener.

OCT. 12, 2009

The Blackhawks set a franchise record for their largest comeback win, overcoming a 5-0 first-period deficit to defeat the Calgary Flames 6-5 in overtime. Defenseman Brent Seabrook ends the historic night 26 seconds into the extra frame, helping the club match the NHL record for the largest comeback win.

DEC. 1, 2009

Blackhawks Head Coach Joel Quenneville earns his 500th career regular-season victory when the team defeats Columbus 4-3 in a franchise-record 11-round shootout.

DEC. 3, 2009

The Blackhawks announce the contract extensions of captain Jonathan Toews, alternate captain Duncan Keith and right winger Patrick Kane, locking up all three players to multi-year deals on the same day.

DEC. 25, 2009

The premiere of "Blackhawks TV" runs on Comcast SportsNet. The show is an all-access, 30-minute program that includes a variety of segments highlighting player personalities off the ice.

JAN. 11, 2010

Blackhawks Chairman Rocky Wirtz announces a long-term contract extension for Team President John McDonough. In a memo, Wirtz states: "Under John's leadership the Chicago Blackhawks have become a franchise leader in the National Hockey League. His commitment, insight and guidance have led the organization to record attendance, unprecedented season ticket sales, new sponsorships and partnerships with WGN Radio and WGN-TV. John has played an instrumental role in building the organization at every level from front office to coaching, recruiting and player development."

JAN. 14, 2010

Blackhawks Team President John McDonough announces the contract extension of Senior Vice President of Business Operations Jay Blunk. In a release, McDonough says, "Jay deserves a tremendous amount of credit for what has gone on with the Blackhawks business operations over the past two years. He has brought that area to a higher level and will continue to use his innovative and aggressive style to make us better and stronger."

FEB. 16, 2010

The 2010 Winter Olympic Games in Vancouver begin, featuring six members of the Blackhawks, second-most among NHL teams. Patrick Kane (USA); Jonathan Toews, Duncan Keith and Brent Seabrook (Canada); and Marian Hossa and Tomas Kopecky (Slovakia) represent their countries in the tournament.

FEB. 28, 2010

The 2010 Winter Olympic Games men's hockey gold medal game between Team USA and Team Canada becomes the most-watched hockey game in 30 years and features four members of the Blackhawks. Jonathan Toews, Duncan Keith and Brent Seabrook receive gold medals after Canada wins 3-2 in overtime, while Patrick Kane earns a silver medal. Toews nets a goal in the game and is named the tournament's top forward, while Keith (1A) and Kane (2A) also collect points.

MARCH 25, 2010

The Blackhawks clinch a berth in the 2010 Stanley Cup Playoffs, marking the first time in 13 years the team has made consecutive postseason appearances.

APRIL 4, 2010

The Blackhawks clinch the Central Division title, the franchise's first in 17 years, by virtue of the Detroit Red Wings losing 4-3 to the Philadelphia Flyers. Later in the day, Chicago matches a franchise record with its 49th victory of the season, a 4-1 win over the Calgary Flames at the United Center.

APRIL 6, 2010

The Blackhawks earn a 5-2 victory over the Dallas Stars at American Airlines Arena, establishing a franchise record with their 50th win of the regular season. Chicago also ties the club record for road victories (22).

APRIL 7, 2010

Chicago establishes a franchise record in reaching the 109-point mark (51-22-7) with a 6-5 win over St. Louis at the United Center. The 2009-10 club eclipses the previous mark of 107, set by both the 1970-71 and 1971-72 squads.

APRIL 13, 2010

The Blackhawks and WGN Radio AM-720 announce a three-year broadcast rightsholder extension that will keep Blackhawks hockey on the 50,000-watt radio powerhouse through the conclusion of the 2013-14 NHL season.

MAY 5, 2010

Dustin Byfuglien's hat trick paces a 5-2 win by the Blackhawks over the Vancouver Canucks in Game 3 of the Western Conference Semifinals. The game registers a 10.14 household rating on Comcast SportsNet, setting an all-time record for the Blackhawks on the station for the seventh time in 2009-10.

MAY 21, 2010

Jonathan Toews tallies a point in his 12th consecutive game to establish a franchise playoff record in Chicago's 3-2 overtime victory over San Jose in Game 3 of the Western Conference Final, surpassing Stan Mikita's 11-game single-season mark set during the 1962 Stanley Cup Playoffs.

MAY 23, 2010

The Blackhawks earn a berth in the Stanley Cup Final after sweeping the San Jose Sharks in four games with a 4-2 victory at the United Center. It marks Chicago's 11th Final appearance and first since 1992, just four years removed from finishing with the NHL's fourth-worst record.

JUNE 9, 2010

The Chicago Blackhawks clinch their fourth Stanley Cup and first in 49 years with a 4-3 overtime win over the Philadelphia Flyers in Game 6. Patrick Kane's goal 4:06 into the extra frame ends the then-longest Stanley Cup drought in the NHL. Captain Jonathan Toews ties a franchise record with 29 (7G, 22A) points during the postseason and is awarded the Conn Smythe Trophy, given annually to the playoffs MVP.

JUNE 11, 2010

Less than 48 hours after winning the Stanley Cup, an estimated 2 million people line the streets of Chicago to honor the Blackhawks. The City of Chicago and Office of the Mayor throws a ticker-tape parade and rally to celebrate the championship. The parade route takes the organization from the United Center down Washington Street and Michigan Avenue, and ends in a rally on Wacker Drive.

JUNE 13, 2010

The Blackhawks organization is honored at Wrigley Field before the Chicago Cubs host the Chicago White Sox. Members of the team and front office parade on the field with the Stanley Cup, greeting both baseball clubs before Team President John McDonough throws out the ceremonial first pitch. The Blackhawks, Cubs and White Sox then pose for a one-of-a-kind group photo on the pitcher's mound with the Stanley Cup as the centerpiece.

TRADITION

RECORDS

PLAYOFFS

HISTORY

PLAYERS

JUNE 23, 2010

Duncan Keith wins the Norris Trophy at the NHL Awards, held in Las Vegas. Keith becomes the fourth Chicago defenseman to win the award, given annually to the NHL's top blueliner, and the first since Chris Chelios in 1996, capping a season that also sees him win the Stanley Cup and a gold medal with Team Canada at the 2010 Winter Olympic Games in Vancouver, a feat never accomplished before in the history of hockey.

SEPT. 16, 2010

The Blackhawks hold a press conference at the United Center to announce a three-year contract extension for Head Coach Joel Quenneville through the conclusion of the 2013-14 NHL season.

OCT. 9, 2010

Prior to the 2010-11 regular-season home opener, the Blackhawks raise the 2010 Stanley Cup championship banner, the franchise's first in 49 years. The banner is unfurled by Bobby Hull, Stan Mikita, Pierre Pilote, Eric Nesterenko and Ab McDonald from the 1961 Stanley Cup championship team, skated across the ice by members of the 2010 club and raised to the rafters to signify the franchise' fourth league title.

NOV. 7, 2010

The Chicago Blackhawks are honored with Emmy Awards from the Chicago/Midwest Chapter of the National Academy of Television Arts & Sciences for their "One Goal" advertisements featuring Head Coach Joel Quenneville and defenseman Niklas Hjalmarsson, and for the "Blackhawks TV" television program.

NOV. 29, 2010

SportsBusiness Journal runs a reader poll that has the Blackhawks tallying the most votes in the category of "Most Innovative Business Practices in the NHL." Chairman Rocky Wirtz finishes second in the "Most Effective Team Owner" category.

JAN. 9, 2011

The Blackhawks organization announces plans to unveil statues for Hall of Famers and Blackhawks Ambassadors Bobby Hull and Stan Mikita. Hull, Mikita and six other members of the 1961 Stanley Cup championship team are honored before the Blackhawks blank the New York Islanders 5-0.

JAN. 30, 2011

An NHL-high six Blackhawks take part in the NHL All-Star Game festivities in Raleigh, N.C., including Patrick Kane, Duncan Keith, Patrick Sharp, Jonathan Toews, Joel Quenneville and Mike Haviland. All four players collect at least one point in the game, and Sharp (1G, 2A) is voted MVP of the game, joining former Blackhawks Eric Daze and Bobby Hull in earning that distinction.

FEB. 15, 2011

The Blackhawks and Chicago's WGN-TV Channel 9 ink a five-year broadcast rightsholder extension that will keep Blackhawks hockey on "Chicago's Very Own" through the conclusion of the 2015-16 NHL season. Team President John McDonough and Blackhawks Ambassador Denis Savard make the special announcement on "WGN Morning News."

FEB. 27, 2011

The Blackhawks agree to a five-year contract extension with defenseman Brent Seabrook, a member of the organization since he was drafted at the age of 18 in 2003.

MARCH 10, 2011

Chicago Blackhawks players, coaches and front office executives visit soldiers at Walter Reed Army Medical Center in Washington, D.C., spending several hours with wounded soldiers and their families. Two days later, several servicemen join Head Coach Joel Quenneville and the players at practice in Washington, D.C., for a series of drills and a friendly scrimmage.

MARCH 11, 2011

President Barack Obama hosts the Chicago Blackhawks at the White House in honor of the team's 2010 Stanley Cup championship. Obama has a meet-and-greet with members of the Stanley Cup-winning team before being presented with his own Blackhawks jersey and a replica Stanley Cup. After the ceremony, the Blackhawks join First Lady Michelle Obama for a special hockey clinic on the South Lawn celebrating her Let's Move! initiative.

APRIL 10, 2011

The Blackhawks clinch the eighth seed in the Western Conference for the 2011 Stanley Cup Playoffs, marking the first time in 14 years that the organization has qualified for the postseason three consecutive years. Chicago wraps up the regular season with 97 points, the 10th highest in franchise history.

OCT. 22, 2011

The organization unveils statues for Hall of Fame legends and Ambassadors Bobby Hull and Stan Mikita outside of the United Center prior to that night's game against the Colorado Avalanche. The bronze life-sized statues, created by the Studio of Rotblatt-Amrany and cast by Alchemist Foundry, are located on the northeast plaza outside of the United Center near Madison Street.

DEC. 16, 2011

Head Coach Joel Quenneville logs his 600th NHL win as the Blackhawks defeat Calgary 4-1 at the United Center. Quenneville, the 10th bench boss to reach that milestone, is the second-quickest to the mark after current Senior Advisor to Hockey Operations Scotty Bowman. Quenneville also becomes just the second man in the history of the NHL to have played in 800 or more games and coached 1,000 or more contests (J. Lemaire).

JAN. 29, 2012

Patrick Kane (1G) and Marian Hossa (1G, 2A) participate in the 2012 All-Star Game in Ottawa. Jonathan Toews is selected to the midwinter classic, but is unable to skate due to injury. During the Skills Competition the evening prior to the All-Star contest, Kane wins the Breakaway Challenge for most creative shootout move.

MARCH 7, 2012

The Blackhawks premiere an original film, "Bobby Hull and Stan Mikita - Monuments to Excellence," at the IMAX Navy Pier. Produced by the Emmy Award-winning Blackhawks TV, the movie details the lives and careers of the Blackhawks Ambassadors and Hall of Famers and includes never-before-seen footage of the duo, as well as interviews with Blackhawks executives.

MARCH 9, 2012

The Blackhawks set a franchise record (ongoing) with their 180th consecutive sellout crowd at the United Center. At the start of the 2015-16 season, the organization has enjoyed 329 consecutive sellout crowds at the UC.

MARCH 25, 2012

The Blackhawks host Ed Belfour Heritage Night, and the Hall of Fame goaltender drops the ceremonial first puck prior to the game against the Nashville Predators. Belfour was elected to the Hall of Fame in November 2011.

APRIL 7, 2012

The Blackhawks clinch the sixth seed in the Western Conference for the 2012 Stanley Cup Playoffs, marking the fourth consecutive year that the organization has qualified for the postseason. Chicago wraps up the regular season with 101 points, tied for ninth highest in franchise history, and reaches at least 40 wins (45) for the fifth straight campaign.

JAN. 27, 2013

The Blackhawks defeat the Detroit Red Wings 2-1 in overtime, with Nick Leddy scoring the game-winner, to log their sixth consecutive victory to open the 2012-13 campaign. The win sets a franchise record for best start to a season.

TRADITION

RECORDS

PLAYOFFS

HISTORY

PLAYERS

DATES TO REMEMBER

FEB. 22, 2013

The Blackhawks honor TV analyst Eddie Olczyk for his 2012 induction into the U.S. Hockey Hall of Fame prior to the game against the San Jose Sharks. Rookie Brandon Saad scores his first career shorthanded goal and game-winner in the 2-1 victory, which improves Chicago's record to 14-0-3 to begin the season and bests the existing NHL record, set by the Anaheim Ducks in 2006-07.

MARCH 5, 2013

Marian Hossa is given a rousing pregame tribute by teammates, who don his No. 81 jersey during warmups, and the organization, in honor of his 1,000th NHL game, which he played on March 3 in Detroit. Hossa goes on to score the game-winner in a 5-3 win over the Minnesota Wild.

MARCH 6, 2013

The Blackhawks defeat the Colorado Avalanche 3-2 after Daniel Carillo scores the game-winner with just 50 seconds left in regulation. The win marked the 24th consecutive game from the start of the season gaining at least a point in the standings (21-0-3), setting a league record.

APRIL 19, 2013

TV announcer Pat Foley is recognized for his 30th season as the voice of the Blackhawks prior to the game against the Nashville Predators. The Blackhawks win 5-4, sweeping the season series with Nashville for the first time in team history.

APRIL 24, 2013

The Blackhawks earn the Presidents' Trophy for the first time since 1991 and the second time overall after defeating the Oilers 4-1 in Edmonton. Chicago had previously secured a playoff spot on April 7 and clinched the Central Division title on April 12, and are guaranteed home ice advantage throughout the 2013 Stanley Cup Playoffs as the NHL's top seed.

APRIL 28, 2013

Goaltenders Corey Crawford and Ray Emery are named the 2013 Jennings Trophy winners after allowing a combined 95 goals during the 2012-13 regular season. Chicago's netminders earn the honor for the first time since 1994-95 (E. Belfour).

MAY 1, 2013

The NHL announces that the Blackhawks will host the Pittsburgh Penguins in an outdoor game at Soldier Field on March 1, 2014, as part of the NHL Stadium Series, marking the team's second time hosting an outdoor game.

MAY 6, 2013

Brandon Saad is named a finalist for the 2013 Calder Trophy for most outstanding rookie. The 20-year-old, who was drafted by Chicago in 2011, becomes the club's fourth Calder Trophy finalist in the last five years.

MAY 15, 2013

Jonathan Toews is named a 2013 Selke Trophy finalist, his second career nomination. Five days later, he is picked by Hall of Famer Mark Messier as a finalist for the Mark Messier Leadership Award.

MAY 16, 2013

Patrick Kane is named one of three finalists for the 2013 Lady Byng Trophy as the league's most gentlemanly player after recording just eight penalty minutes in 47 regular-season games.

MAY 17, 2013

Head Coach Joel Quenneville is named one of three finalists for the 2013 Jack Adams Award for most outstanding coach. Quenneville led the Blackhawks to a league-best 77 points (36-7-5).

MAY 29, 2013

The Blackhawks defeat the Red Wings 2-1 in Game 7 of the Western Conference Semifinals after Brent Seabrook tallies at 3:35 of overtime. The series win marks the first time the team has recovered from a 3-1 series deficit to advance to the next round of the playoffs.

JUNE 8, 2013

The Blackhawks are presented with the Clarence Campbell Bowl as Western Conference champions after defeating the Los Angeles Kings 4-3 in Game 5. Patrick Kane records his second career playoff hat trick in the victory, including the game-winner at 11:40 of the second overtime period.

JUNE 12, 2013

The Blackhawks and Boston begin the Stanley Cup Final with an epic triple-overtime Game 1 at the United Center. Andrew Shaw scores the game-winner after 52:08 of extra hockey, ending the third-longest playoff game in franchise history and the fifth-longest game ever played in the Stanley Cup Final.

JUNE 14, 2013

Jonathan Toews wins his first career Selke Trophy as the league's best two-way forward, becoming the third Blackhawk to claim the honor and the first since Dirk Graham in 1991.

JUNE 24, 2013

The Blackhawks score two goals late in regulation to turn a 2-1 deficit into a 3-2 victory in Game 6 of the Stanley Cup Final and claim the franchise's fifth title. Bryan Bickell ties the game at 18:44 of the third period, and Dave Bolland scores the game-winner 17 seconds later, marking the latest Cup-clinching goal ever scored in regulation. Patrick Kane is awarded the 2013 Conn Smythe Trophy as playoff MVP.

JUNE 28, 2013

An estimated 2 million fans gather downtown and in Grant Park to celebrate the Blackhawks' 2013 Stanley Cup victory. The parade route takes the organization from the United Center down Washington Street and Columbus Drive, and the festivities continue in a rally in Grant Park.

OCT. 1, 2013

The Blackhawks hoist their fifth championship banner to the United Center rafters in a ceremony before the season opener against the Washington Capitals. Chicago records a 6-4 victory over the Capitals to become the first team to win on the night of their banner-raising ceremony since the Pittsburgh Penguins in 2009.

NOV. 4, 2013

Chicago Blackhawks players, coaches and executives bring the Stanley Cup to visit wounded soldiers at Walter Reed National Military Medical Center. After the visit, President Barack Obama hosts the team at the White House in honor of their 2013 Stanley Cup championship.

FEB. 12-24, 2014

Chicago shares the NHL lead with 10 players participating in the 2014 Winter Olympics in Sochi: Jonathan Toews, Duncan Keith and Patrick Sharp (CAN); Patrick Kane (USA); Marian Hossa and Michal Handzus (SVK); Michal Rozsival (CZE); and Niklas Hjalmarsson, Johnny Oduya and Marcus Kruger (SWE). Team Canada wins their second consecutive gold medal, while Team Sweden wins silver. The Blackhawks also tie the NHL lead with six medal-winners.

FEB. 28, 2014

Blackhawks players and staff hold a special presentation with the USA Warriors hockey team at Soldier Field to announce that the Warriors will be outfitted with new equipment. Each Blackhawks player and hockey staff member donate an unspecified amount, which is then matched by CCM/Reebok, to help provide the Warriors team with all new equipment. Each member of the Warriors receives a team jersey and socks, along with new helmets and gloves.

MARCH 1, 2014

The Blackhawks host the Pittsburgh Penguins at Soldier Field in the final game of the NHL's Coors Light Stadium Series, recording a 5-1 victory in front of 62,921 fans. Jonathan Toews leads the way offensively with three points (2G, 1A). Kris Versteeg nets his 100th career goal to become the only NHL player to score at Soldier Field, Wrigley Field and the United Center. Patrick Sharp and Bryan Bickell also tally for the Blackhawks, who outshoot the visitors 40-32 in the wintry elements.

TRADITION

RECORDS

PLAYOFFS

HISTORY

PLAYERS



MARCH 14, 2014

The Blackhawks announce plans to more than double the team's retail space, the Blackhawks Store, transforming it into a two-floor flagship store at one of the most highly-trafficked locations in the city: the intersection of Wacker Drive and Michigan Avenue. The project, conceived by Chipman Design Architecture, will be officially unveiled in fall 2014.

MARCH 17, 2014

The Blackhawks are selected as a finalist for the 2014 Street & Smith's SportsBusiness Journal and SportsBusiness Daily Professional Sports Team of the Year award.

MARCH 19, 2014

The Blackhawks post a 4-0 victory over the St. Louis Blues, marking Head Coach Joel Quenneville's 700th career win. Quenneville becomes the third coach in NHL history to reach the 700-win mark and the second fastest behind Scotty Bowman. Prior to the game, the Blackhawks honor Michal Handzus for appearing in his 1,000th career NHL contest.

MARCH 25, 2014

The Blackhawks clinch a spot in the 2014 Stanley Cup Playoffs, marking the franchise's sixth consecutive postseason berth.

APRIL 24, 2014

The Blackhawks are named No. 1 on the Bloomberg Businessweek 2014 Smartest Spenders in Sports ranking, which ranks all 122 franchises in the NFL, NBA, NHL and MLB based on how much each organization spent in player payroll for every win during the last five seasons. Additionally, Jonathan Toews is named a finalist for the 2014 Frank J. Selke Trophy, given annually to the forward who best excels in the defensive aspects of the game, marking his second consecutive nomination and third career nod.

APRIL 28, 2014

Duncan Keith is named a 2014 James Norris Trophy finalist, his second career nomination.

APRIL 29, 2014

Jonathan Toews is named a finalist for the 2014 Mark Messier NHL Leadership Award, presented by Bridgestone, given annually to the player who exemplifies great leadership qualities on and off the ice during the regular season.

MAY 15, 2014

The Blackhawks and Chicago's WGN-TV announce a three-year extension of the station's television rights, keeping Blackhawks hockey on "Chicago's Very Own" through the conclusion of the 2018-19 NHL season.

JUNE 5, 2014

Television play-by-play announcer Pat Foley is selected as the Foster Hewitt Memorial Award winner for outstanding contributions as a hockey broadcaster. He is inducted into the Hockey Hall of Fame in a ceremony on Nov. 17 in Toronto.

JUNE 18, 2014

Radio play-by-play broadcaster John Wiedeman and color analyst Troy Murray receive top honors in the Chicago Market "Best Radio Play-By-Play" category at the 2014 Illinois Broadcasters Association Silver Dome Awards.

JUNE 22, 2014

The NHL announces that the Blackhawks will face off against the Washington Capitals in the 2015 NHL Bridgestone Winter Classic on Jan. 1, 2015, at 12 p.m. CT in Washington, D.C. This marks the organization's second Winter Classic appearance and third outdoor game.

JUNE 24, 2014

Duncan Keith wins his second Norris Trophy at the NHL Awards, held in Las Vegas.

JULY 9, 2014

The Blackhawks announce that the organization has agreed to terms with Jonathan Toews and Patrick Kane on eight-year contract extensions, which run through the 2022-23 National Hockey League season. A formal press conference is held at the United Center the following week on July 16.

OCT. 10, 2014

The Blackhawks open their flagship retail store, the Blackhawks Store, at 333 North Michigan Avenue. The project, developed by Wirtz Realty, transformed the landmark building into a 5,000 square-foot, two-story retail location at one of the most highly-trafficked areas in Chicago at the intersection of Wacker Drive and Michigan Avenue.

TRADITION

RECORDS

PLAYOFFS

HISTORY

PLAYERS

DATES TO REMEMBER

OCT. 26, 2014

Patrick Kane reaches the 500-point milestone with an assist in a 2-1 win over Ottawa.

OCT. 30, 2014

Marian Hossa tallies his 1,000th career point with a goal in a 5-4 overtime win at Ottawa, marking his 1,100th NHL appearance.

JAN. 1, 2015

The Blackhawks fall 3-2 to the Washington Capitals in the 2015 Bridgestone NHL Winter Classic on New Year's Day at Nationals Park in Washington, D.C., marking their third-ever outdoor game, which equals the NHL record for the most appearances. With an assist in the contest, Jonathan Toews sets a league record for outdoor points (26, 3A).

JAN. 23-25, 2015

The Blackhawks send a league-high five players to the 2015 Honda NHL All-Star Weekend at Nationwide Arena. On Jan. 24, the league announces that the Blackhawks will participate in their record fourth outdoor game, taking on the Minnesota Wild at TCF Bank Stadium in Minneapolis on Feb. 26, 2016. On Jan. 25, Team Toews, which features Jonathan Toews, Corey Crawford and Brent Seabrook, posts a 17-12 victory over Team Foligno, which includes assistant captain Patrick Kane and Duncan Keith.

FEB. 6, 2015

Joel Quenneville earns his 300th win as Blackhawks bench boss with a 2-1 overtime victory at Winnipeg, 17 days after he coaches his 500th game with the club in a 6-1 win over Arizona.

MARCH 23, 2015

Jonathan Toews registers his 500th career point with an assist in a 3-1 win at Carolina.

APRIL 2, 2015

The Blackhawks clinch a spot in the 2015 Stanley Cup Playoffs, marking the franchise's seventh consecutive postseason berth, their first such streak since 1997.

APRIL 11, 2015

Corey Crawford is named the 2015 Jennings Trophy winner (in conjunction with Montreal's Carey Price) after the Blackhawks allow a league-low 189 goals during the 2014-15 regular season.

APRIL 22, 2015

Jonathan Toews is named a finalist for the 2015 Selke Trophy, his third career nomination after finishing the regular season with a team-high 66 points and 28 goals.

MAY 4, 2015

Jonathan Toews is selected by Hall of Famer Mark Messier as one of the three finalists for the 2015 Mark Messier Leadership Award, his second career nomination.

MAY 19, 2015

The Blackhawks notch a 3-2 triple-overtime victory over Anaheim in Game 2 of the Western Conference Final after Marcus Kruger nets the game-winner at 16:12 of the third overtime period, ending the longest game in franchise history.

MAY 30, 2015

The Blackhawks are presented with the Clarence Campbell Bowl as Western Conference champions after defeating the Anaheim Ducks 5-3 in Game 7 of the conference final.

JUNE 15, 2015

The Blackhawks shut out Tampa Bay in Game 6 of the Stanley Cup Final to earn a 2-0 victory at the United Center to claim the franchise's sixth title and first on home ice since 1938. Duncan Keith is unanimously awarded the 2015 Conn Smythe Trophy as playoff MVP after tying a franchise record for points by a defenseman (21) and becoming one of four players to reach the 700-minute mark in a single playoff year since the TOI statistic was introduced in 1998.

JUNE 18, 2015

An estimated 2 million fans gather downtown, including over 60,000 at Soldier Field, to celebrate the Blackhawks' 2015 Stanley Cup victory. The parade route takes the organization from the United Center to the rally at Soldier Field.

JUNE 24, 2015

Jonathan Toews wins the Mark Messier Leadership Award, becoming the first player in franchise history to do so.

JULY 15, 2015

The Blackhawks' #WhatsYourGoal campaign is honored with the Golden Matrix Award for Best Promotional Video at the 2015 Information Display Entertainment Association (IDEA) Conference. Additionally, the Blackhawks Game Operations Department and United Center Scoreboard Operations Department are named the National Hockey League's Best Overall Video Display and are finalists for the Best Special Occasion Video. The Blackhawks Game Operations Department and United Center Scoreboard Operations Department previously received a Golden Matrix Award for Best Overall Video Display in the NHL at the 2008 and 2009 IDEA Conferences.

JULY 30, 2015

The Blackhawks announce that the organization will build a 125,000 square-foot community training center for youth hockey development programs, recreational leagues and other events, which will also serve as the practice facility for the Blackhawks and visiting NHL teams. The state-of-the-art facility will be located two blocks south of the United Center on a 4-acre site previously housing Malcolm X College. Approximately 94 percent of the proposed facility's utilization will serve the surrounding community, including young adult, youth and community programs.

SEPT. 26, 2015

The Blackhawks announce an eight-year contract extension with Brent Seabrook, which runs through the end of the 2023-24 season.

OCT. 17-DEC. 13, 2015

Patrick Kane registers a franchise-record 26-game point streak (16G, 24A), passing Eddie Olczyk and Phil Kessel for the longest streak by a U.S.-born player (previously 18 games). His streak marks the longest streak by an active player and the longest streak since Mats Sundin's 30-game streak in 1992-93.

DEC. 11, 2015

The NCAA announces that the United Center, in conjunction with the University of Notre Dame, will host the 2017 NCAA Division I Men's Ice Hockey Championship from April 6-8, 2017, marking the first time the event has been held at the United Center.

DEC. 29, 2015-JAN. 19, 2016

The Blackhawks win 12 consecutive games, setting a club record and tying the league's longest streak of the season; Chicago becomes the 14th team in NHL history to post a winning streak of 12 or more games. During the same span, Corey Crawford registers a career-best nine-game win streak.

JAN. 14, 2016

The Blackhawks post a 2-1 win over the Montreal Canadiens at Bell Centre to move Joel Quenneville into second place on the NHL's all-time wins list, surpassing Al Arbour.

FEB. 11, 2016

In a press conference at the United Center featuring Chairman Rocky Wirtz, Commissioner Gary Bettman and Chicago Mayor Rahm Emanuel, it is announced that the Blackhawks and the city of Chicago will host the NHL Draft at the United Center from June 23-24, 2017, marking the first time the organization and city will host the two-day event.

FEB. 21, 2016

The Blackhawks face off against the Minnesota Wild in the 2016 Coors Light NHL Stadium Series at TCF Bank Stadium, marking the organization's fourth outdoor game. Chicago falls 6-1 in the contest, but Jonathan Toews registers an assist for his league-best sixth point (2G, 4A) in an outdoor game.

TRADITION

RECORDS

PLAYOFFS

HISTORY

PLAYERS

MARCH 2, 2016

Seven Blackhawks are named to initial World Cup of Hockey rosters. Artem Anisimov (Russia), Corey Crawford (Canada), Niklas Hjalmarsson (Sweden), Marian Hossa (Europe), Patrick Kane (USA), Duncan Keith (Canada), Artemi Panarin (Russia) and Jonathan Toews (Canada) are all selected to represent their countries. Marcus Kruger (Sweden) and Ville Pokka (Finland) are later added as team rosters were completed, and Michal Kempny (Czech Republic) signs with the club as a free agent after being named. Additionally, Joel Quenneville is named to Team Canada's coaching staff. SVP/GM Stan Bowman is previously selected to serve as the Co-Manager for Team North America.

MARCH 9, 2016

The NHL announces that the Blackhawks will match up against their Central Division rival St. Louis Blues in the 2017 Bridgestone NHL Winter Classic on Jan. 2, 2017, at Busch Stadium.

APRIL 3, 2016

Joel Quenneville records his 800th career win with a 6-4 result over Boston.

APRIL 10, 2016

Patrick Kane wins the 2016 Art Ross Trophy as the league's leading scorer, finishing the 2015-16 regular season with a career-high 106 points (46G, 60A), becoming the first U.S.-born player to lead the league in scoring. He is also the first Blackhawks player to win the award since Stan Mikita captured his fourth Art Ross Trophy award in the 1967-68 season.

JUNE 15, 2016

Chicago Mayor Rahm Emanuel and Blackhawks Chairman Rocky Wirtz break ground on the organization's new 125,000 square-foot Community Ice Arena on the Near West Side. The state-of-the-art facility will house year-round youth hockey programs, recreational leagues and events, and serve as the practice facility for the organization and visiting NHL teams.

JUNE 22, 2016

Patrick Kane wins the Hart Memorial Trophy, awarded "to the player adjudged to be the most valuable to his team" as selected by the Professional Hockey Writers Association, becoming Chicago's first Hart Trophy winner since 1967-68 (Stan Mikita). Kane becomes the second American-born player to win the Hart Memorial Trophy, joining Billy Burch, who won the award in 1925—the second year of its existence. The Buffalo, N.Y., native also takes home the Ted Lindsay Award, given to the most outstanding player as selected by the National Hockey League Players Association. Artemi Panarin wins the Calder Memorial Trophy, awarded "to the player selected as the most proficient in his first year of competition in the National Hockey League," as selected by the PHWA.

OCT. 18, 2016

With his first tally of the season in a 7-4 win over Philadelphia, Marian Hossa becomes the 44th player in NHL history to score 500 career goals.

JAN. 2, 2017

The Blackhawks participate in their league-record fifth outdoor game, facing off against the St. Louis Blues at Busch Stadium. Michal Kempny tallies the team's lone goal in a 4-1 defeat.

JAN. 28, 2017

To kick off the NHL's centennial celebration, the league unveils the 100 Greatest NHL Players at a formal event at the NHL All-Star weekend in Los Angeles. Jonathan Toews, Duncan Keith and Patrick Kane, along with Chicago's four Hall of Fame ambassadors (Stan Mikita, Tony Esposito, Denis Savard and Bobby Hull) and all-time Blackhawks greats Max Bentley and Glenn Hall were included in the group. Toews, Keith and Kane were among the six active players honored.

APRIL 1, 2017

The Blackhawks clinch first seed in the Central Division and claim their 16th division title in franchise history.

APRIL 6-8, 2017

The United Center plays host to the NCAA Division I Men's Ice Hockey Championship. The University of Denver defeats the University of Minnesota-Duluth 3-2 in the title game. Notre Dame and Harvard are the other two teams in the Frozen Four.

JUNE 23-24, 2017

Chicago hosts the 2017 NHL Draft, a two-day event that attracts a record weekend crowd of 47,514 fans. Weekend festivities include a Fan Fest in the United Center parking lots, and the team makes nine picks across seven rounds.

NOVEMBER 16, 2017

The Blackhawks host their first practice at the new MB Ice Arena - Chicago Blackhawks Community Ice Rink just two blocks south of the United Center.

DECEMBER 11, 2017

In front of dignitaries, team staff and fans, the Chicago Blackhawks hold the official Grand Opening and Ribbon Cutting Ceremony for the MB Ice Arena - Chicago Blackhawks Community Ice Rink.

DECEMBER 17, 2017

With goals scored by Vinnie Hinostroza and Tommy Wingels at Winnipeg, it marked the first time in franchise history that two Illinois-born players scored for the Blackhawks in the same game.

JANUARY 20, 2018

Patrick Kane recorded his 800th career point vs. the New York Islanders at the United Center, becoming the fifth player in Blackhawks history to reach that milestone and the 16th American-born player to hit the 800 point plateau.

MARCH 10, 2018

Joel Quenneville coached in his 1,608th career game, giving him sole possession of second all-time in NHL history.

MARCH 29, 2018

Brent Seabrook skated in his 1,000th career NHL vs. Winnipeg at the United Center, he became the fifth player in Blackhawks franchise history to surpass the 1,000 game plateau. That same game saw the NHL debuts of forward Dylan Sikura, goaltender Collin Delia and emergency goaltender Scott Foster. It was the first time in Blackhawks history two goaltenders made their NHL debut in the same game.

JULY 23, 2018

Blackhawks announce that Chris Chelios will rejoin the organization as official team ambassador. Chelios is the first ambassador named to the role since Denis Savard joined the team in October of 2008. Chelios, Savard, Bobby Hull, Stan Mikita and Tony Esposito currently serve in the role.

AUGUST 7, 2018

The Blackhawks mourn the loss of Stan Mikita who passed away on this date at the age of 78. The Hockey Hall of Famer and Blackhawks Ambassador played his entire 22-year career with Chicago. On August 12, a public viewing is held at the United Center Atrium where fans pay their respects to "Stosh" and the Mikita family.

OCT. 13, 2018

Blackhawks defenseman Duncan Keith skated in his 1,000th career NHL game vs. St. Louis at the United Center. He became the sixth player in Blackhawks history to surpass the 1,000 games played mark.

NOV. 4, 2018

The Chicago Blackhawks make a coaching change, relieving Joel Quenneville of his duties and naming Jeremy Colliton the 38th head coach in franchise history. Colliton becomes the youngest current coach in the NHL at 33 and the youngest head coach in Blackhawks history.

JAN. 1, 2019

At historic Notre Dame Stadium, the Blackhawks and Boston Bruins participated in the 2019 Winter Classic in front of 76,126 fans. Blackhawks goals were scored by Brendan Perlini and Dominik Kahun. Chicago fell to Boston, 4-2.

JAN. 6 - FEB. 18, 2019

Patrick Kane established a franchise-record 17-game assist streak (28A).

TRADITION

RECORDS

PLAYOFFS

HISTORY

PLAYERS

DATES TO REMEMBER



TRADITION

RECORDS

PLAYOFFS

HISTORY

PLAYERS

FEB. 14, 2019

Blackhawks forward Chris Kunitz skated in his 1,000th career NHL vs. New Jersey at the United Center. Kunitz played the majority of his 15-year NHL career with Pittsburgh (569G).

APRIL 9, 2019

When the numbers 2-3-9-11 were drawn by the NHL Lottery machine, the Chicago Blackhawks beat the odds and moved up ten spots to receive the third selection in the 2019 NHL Draft. The Blackhawks had odds of just 3.1% of moving up and the Blackhawks were able to earn their highest draft position in 12 years. Chicago would go on to select forward Kirby Dach from the Saskatoon Blades.

MAY 6, 2019

The Chicago Blackhawks practice facility was renamed Fifth Third Arena – Chicago Blackhawks Community Ice Rink as a result of a merger between Fifth Third Bancorp and MB Financial, Inc.

OCTOBER 4, 2019

In conjunction with the National Hockey League, the Chicago Blackhawks opened the 2019-20 regular-season on October 4 in Prague, Czech Republic against the Philadelphia Flyers at O2 Arena. The Flyers defeated the Blackhawks 4-3 in front of a sellout and a hockey record for the O2 Arena in Prague, 17,463 fans.

OCTOBER 14, 2019

With a crowd of 21,260 vs. the Edmonton Oilers, the Blackhawks reached their 500th consecutive capacity crowd (436 regular-season games, 64 playoff).

JANUARY 18, 2020

The NHL announced the Chicago Blackhawks were named the Franchise of the Decade as a part of their “Best of the Decade” Announcements. The Blackhawks won the Stanley Cup in 2010, 2013 and 2015, finished first in the Central Division in 2010, 2015 and 2016 and won the Presidents’ Trophy as the NHL team that finished with the most points in 2013, starting that season 21-0-3 before their first regulation loss.

JANUARY 19, 2020

Patrick Kane recorded his 1,000th career point against Winnipeg, becoming just the fourth Blackhawks player to notch 1,000 points.

APRIL 27, 2020

Blackhawks Chairman Rocky Wirtz released President and CEO John McDonough from his role and named Danny Wirtz, Rocky’s son, interim Vice President and alternate Governor to the NHL.

NOVEMBER 23, 2020

Kendall Coyne Schofield joins the Chicago Blackhawks as a player development coach and Youth Hockey Growth Specialist, becoming the organization’s first-ever female development coach.

DECEMBER 16, 2020

The Chicago Blackhawks announced a new structure for its executive leadership team, naming Danny Wirtz as Chief Executive Officer, hiring Jaime Faulkner as President of Business Operations, and elevating Stan Bowman to President of Hockey Operations and General Manager.

OCTOBER 26, 2021

Blackhawks announce Kyle Davidson as Interim General Manager.

MARCH 1, 2022

The Blackhawks officially name Kyle Davidson as the franchise’s tenth General Manager.

JUNE 27, 2022

GM Kyle Davidson announces the team has hired Luke Richardson as Head Coach. Richardson becomes the 40th Head Coach in Blackhawks history.

NOVEMBER 22, 2022

The Blackhawks retire Marian Hossa’s #81 to the rafters at the United Center.

DECEMBER 18, 2022

Patrick Kane and Jonathan Toews played their 1,000th game as teammates as the Blackhawks host the New York Rangers.

APRIL 13, 2023

Captain Jonathan Toews plays his last game as a Blackhawk. In the game, Toews found the back of the net for his 372nd goal with Chicago.

MAY 8, 2023

The Blackhawks win the 2023 NHL Draft Lottery, moving up with the third best odds of any team.

JUNE 28, 2023

Blackhawks draft Connor Bedard first overall in the 2023 NHL Draft. Bedard becomes the second first overall pick in franchise history.

JULY 25, 2023

Blackhawks Chairman W. Rockwell "Rocky" Wirtz passes away suddenly at the age of 70.

OCTOBER 10, 2023

Connor Bedard plays his first NHL game at Pittsburgh and records an assist in his debut. He becomes the fourth youngest player to record a point in his Blackhawks debut at age 18 or younger.

JANUARY 4, 2024

Connor Bedard is named to the 2024 NHL All-Star game and becomes the youngest player in league history to be selected.

FEBRUARY 25, 2024

The Blackhawks retire Chris Chelios' #7 to the rafters at the United Center. Patrick Kane plays his first game against the Blackhawks at the United Center, as a member of the Red Wings and scores overtime game-winning goal for Detroit.

APRIL 30, 2024

Connor Bedard is named a finalist for the 2024 Calder Memorial Trophy.

MAY 7, 2024

The Blackhawks win the 2023 NHL Draft Lottery, retain their second overall selection.

JUNE 27, 2024

Connor Bedard becomes youngest player in team history to win Calder Memorial Trophy. Also earns NHL All-Rookie Team honors.

TRADITION
RECORDS
PLAYOFFS
HISTORY
PLAYERS

HISTORY OF THE BLACKHAWKS

1926-27 CHICAGO BLACKHAWKS

19-22-3, 41 POINTS, 3RD AMERICAN DIVISION

GM	DATE	OPPONENT	RESULT	SCORE	RECORD	GM	DATE	OPPONENT	RESULT	SCORE	RECORD
1	11/17	TORONTO	W	4-1	1-0-0	40	03/15	BOSTON	L	1-20T	18-20-2
2	11/20	BOSTON	W	5-1	2-0-0	41	03/17	@ Pit Pirates	L	2-6	18-21-2
3	11/24	DETROIT	L	0-1	2-1-0	42	03/19	PIT PIRATES	W	3-20T	19-21-2
4	11/27	PIT PIRATES	L	3-5	2-2-0	43	03/22	DETROIT	T	3-30T	19-21-3
5	11/30	@ NY Rangers	L	3-40T	2-3-0	44	03/25	@ NY Rangers	L	0-4	19-22-3
6	12/01	@ NY Americans	T	2-20T	2-3-1						
7	12/04	@ Mtl Maroons	W	5-3	3-3-1						
8	12/07	OTTAWA	L	2-3	3-4-1						
9	12/09	@ Toronto	L	2-5	3-5-1						
10	12/11	@ Montreal	W	3-0	4-5-1						
11	12/15	NY RANGERS	W	6-2	5-5-1						
12	12/18	NY AMERICANS	W	4-2	6-5-1						
13	12/22	MONTREAL	L	1-3	6-6-1						
14	12/25	DETROIT	W	2-0	7-6-1						
15	12/29	MTL MAROONS	W	5-40T	8-6-1						
16	01/01	NY RANGERS	L	0-4	8-7-1						
17	01/04	PIT PIRATES	L	1-2	8-8-1						
18	01/08	@ Pit Pirates	W	4-0	9-8-1						
19	01/11	@ Boston	L	3-6	9-9-1						
20	01/16	@ NY Rangers	L	4-5	9-10-1						
21	01/19	TORONTO	W	4-30T	10-10-1						
22	01/22	BOSTON	T	2-20T	10-10-2						
23	01/27	@ Pit Pirates	L	2-4	10-11-2						
24	01/29	@ Toronto	L	1-6	10-12-2						
25	02/01	@ Detroit	L	3-40T	10-13-2						
26	02/03	@ Mtl Maroons	L	0-3	10-14-2						
27	02/05	@ Ottawa	L	1-2	10-15-2						
28	02/09	OTTAWA	W	5-3	11-15-2						
29	02/11	MONTREAL	W	6-1	12-15-2						
30	02/13	@ NY Americans	L	1-20T	12-16-2						
31	02/15	@ Boston	L	0-3	12-17-2						
32	02/19	@ Detroit	W	4-1	13-17-2						
33	02/23	NY AMERICANS	W	3-1	14-17-2						
34	02/26	MTL MAROONS	L	1-20T	14-18-2						
35	03/01	NY RANGERS	W	3-0	15-18-2						
36	03/03	@ Montreal	L	1-7	15-19-2						
37	03/05	@ Ottawa	W	2-10T	16-19-2						
38	03/08	@ Detroit	W	4-1	17-19-2						
39	03/13	@ Boston	W	4-0	18-19-2						

TRADITION

RECORDS

PLAYOFFS

HISTORY

PLAYERS

PLAYER	GP	G	A	PTS	PIM	PLAYER	GP	G	A	PTS	PIM
IRVIN, DICK	44	18	18	36	34	LEHMAN, HUGH	44	0	0	0	0
DYE, CECIL	41	25	5	30	14						
HAY, GEORGE	35	14	10	24	12						
MACKAY, MICKEY	34	14	8	22	23						
FRASER, GORDON	44	14	6	20	93						
MCVEIGH, CHARLES	44	12	4	16	17						
WILSON, CULLY	42	8	4	12	42						
RODDEN, EDDIE	19	3	3	6	0						
TRAPP, BOB	44	4	2	6	94						
DUTKOWSKI, DUKE	28	3	2	5	22						
TRAUB, PERCY	42	0	2	2	83						
DORATY, KEN	18	0	0	0	0						
MCFARLANE, GORDON	2	0	0	0	0						
RILEY, JIM	3	0	0	0	0						
TOWNSEND, ART	5	0	0	0	0						

GOALIES	GP	W	L	T	MIN	GA	SO	AVG
LEHMAN, HUGH	44	19	22	3	2,797	116	5	2.49

HISTORY OF THE BLACKHAWKS

1927-28 CHICAGO BLACKHAWKS

7-34-3, 17 POINTS, 5TH AMERICAN DIVISION

GM	DATE	OPPONENT	RESULT	SCORE	RECORD	GM	DATE	OPPONENT	RESULT	SCORE	RECORD
1	11/7	@ Boston	T	1-1 OT	0-0-1	38	02/01	@ MIJ Maroons	L	3-6	7-28-3
2	11/7	@ MIJ Maroons	W	3-2	1-0-1	39	02/03	@ Ottawa	L	1-3	7-29-3
3	11/9	@ Toronto	L	2-4	1-1-1	40	02/06	@ Pte Pirates	L	2-5	7-30-3
4	11/23	OTTAWA	L	0-2	1-2-1	41	02/02	PIT PIRATES	L	1-2	7-31-3
5	11/26	DETROIT	T	0-0 OT	1-2-2	42	02/05	BOSTON	L	1-3	7-32-3
6	11/30	MONTREAL	L	2-5	1-3-2	43	02/07	DETROIT	L	0-7	7-33-3
7	12/01	@ Detroit	L	1-3	1-4-2	44	02/21	NY RANGERS	L	1-6	7-34-3
8	12/03	NY RANGERS	W	4-2	2-4-2						
9	12/07	NY AMERICANS	L	1-2	2-5-2						
10	12/10	BOSTON	L	0-2	2-6-2						
11	12/14	TORONTO	L	2-4	2-7-2						
12	12/17	@ Pte Pirates	W	5-2	3-7-2						
13	12/18	@ NY Americans	L	0-2	3-8-2						
14	12/22	@ Montreal	L	2-5	3-9-2						
15	12/25	@ NY Rangers	L	0-2	3-10-2						
16	12/28	MTL MAROONS	L	3-4	3-11-2						
17	01/02	TORONTO	L	1-4	3-12-2						
18	01/04	MONTREAL	L	1-3	3-13-2						
19	01/08	@ NY Rangers	L	0-5	3-14-2						
20	01/10	@ Boston	L	1-3	3-15-2						
21	01/12	@ Pte Pirates	L	0-2	3-16-2						
22	01/16	PIT PIRATES	L	1-2	3-17-2						
23	01/18	DETROIT	W	2-0	4-17-2						
24	01/21	BOSTON	T	1-1 OT	4-17-3						
25	01/24	@ Montreal	L	0-10 4-18-3							
26	01/26	@ Ottawa	L	6-9	4-19-3						
27	01/28	@ Toronto	L	1-4	4-20-3						
28	01/29	DETROIT	L	2-4	4-21-3						
29	02/05	@ NY Americans	W	6-0	5-21-3						
30	02/08	PIT PIRATES	L	1-2	5-22-3						
31	02/10	MTL MAROONS	L	2-3	5-23-3						
32	02/12	@ NY Rangers	W	3-0	6-23-3						
33	02/14	@ Boston	L	0-1	6-24-3						
34	02/19	@ Detroit	W	2-1	7-24-3						
35	02/22	OTTAWA	L	2-3	7-25-3						
36	02/25	NY RANGERS	L	0-1	7-26-3						
37	02/28	NY AMERICANS	L	1-2	7-27-3						

PLAYER	GP	G	A	PTS	PIM	PLAYER	GP	G	A	PTS	PIM
KEATS, DUKE	33	14	8	22	52	GRAHAM, TED	20	1	0	1	8
MACKAY, MICKEY	36	17	4	21	23	LAFRANCE, LEO	15	1	0	1	4
MCVEIGH, CHARLES	40	6	8	14	10	WASNIE, NICK	14	1	0	1	22
ARBOUR, TY	33	5	5	10	32	HOFFINGER, VAL	18	0	1	1	18
WENTWORTH, CY	43	5	5	10	31	RODDEN, EDDIE	8	0	1	1	6
IRWIN, DICK	12	5	4	9	14	DYE, CECIL	11	0	0	0	0
DENNENY, CORBETT	18	5	0	5	12	STANLEY, BARNEY	1	0	0	0	0
BROWNE, CECIL	13	2	0	2	4	GARDINER, CHARLES	40	0	0	0	0
MCCALMON, EDDIE	23	2	0	2	6	LEHMAN, HUGH	4	0	0	0	0
FRASER, GORDON	10	1	1	2	10						
MILLER, EARL	22	1	1	2	34						
MORAN, AMBY	23	1	1	2	14						
TAYLOR, RALPH	25	1	1	2	36						
TRAPP, BOB	38	0	2	2	37						

GOALIES	GP	W	L	T	MINS	GA	SO	AVG
GARDINER, CHARLES	40	6	32	2	2,420	114	3	2.83
LEHMAN, HUGH	4	1	2	1	250	20	1	4.80

TRADITION

RECORDS

PLAYOFFS

HISTORY

PLAYERS

HISTORY OF THE BLACKHAWKS

1928-29 CHICAGO BLACKHAWKS

7-29-8, 22 POINTS, 5TH AMERICAN DIVISION

GM	DATE	OPPONENT	RESULT	SCORE	RECORD	40	03/05	@ Pit Pirates	L	2-3 OT	6-28-6
1	11/15	@ Toronto	L	0-2	0-1-0	41	03/07	TORONTO*	T	1-1 OT	6-28-7
2	11/17	@ MIJ Maroons	L	2-4	0-2-0	42	03/10	PIT PIRATES*	W	1-0	7-28-7
3	11/20	PIT PIRATES	L	0-2	0-3-0	43	03/12	@ Boston	L	1-11	7-29-7
4	11/22	NY RANGERS	L	1-2	0-4-0	44	03/14	@ NY Rangers	T	1-1 OT	7-29-8
5	11/25	BOSTON	T	1-1 OT	0-4-1	#	Games moved to Detroit due to building conflicts.				
6	11/29	@ NY Rangers	L	1-2 OT	0-5-1	##	Bad ice in Chicago on 02/24; game moved to Detroit on 02/23.				
7	12/01	@ Pit Pirates	W	3-2	1-5-1	-	Games moved to Fort Erie, Ontario, due to building conflicts.				
8	12/06	@ Ottawa	L	0-2	1-6-1	--	Games moved to Windsor, Ontario, due to building conflicts.				
9	12/08	@ Montreal	L	1-2	1-7-1						
10	12/11	OTTAWA	W	2-1	2-7-1						
11	12/16	NY AMERICANS	L	0-1	2-8-1						
12	12/18	MONTREAL	L	0-5	2-9-1						
13	12/25	@ Boston	W	2-1	3-9-1						
14	12/27	@ NY Americans	W	2-0	4-9-1						
15	12/30	@ Detroit	L	1-3	4-10-1						
16	01/01	DETROIT	L	1-2	4-11-1						
17	01/03	TORONTO	L	0-2	4-12-1						
18	01/06	DETROIT	L	1-3	4-13-1						
19	01/08	@ Pit Pirates	L	0-1 OT	4-14-1						
20	01/10	MIL MAROONS	T	1-1 OT	4-14-2						
21	01/13	PIT PIRATES	T	1-1 OT	4-14-3						
22	01/15	@ Montreal	L	0-1	4-15-3						
23	01/17	@ NY Rangers	L	0-1	4-16-3						
24	01/20	BOSTON	L	0-2	4-17-3						
25	01/22	@ Ottawa	T	1-1 OT	4-17-4						
26	01/26	@ Toronto	L	0-2	4-18-4						
27	01/29	@ Boston	L	1-4	4-19-4						
28	01/31	@ MIJ Maroons	L	0-2	4-20-4						
29	02/03	NY RANGERS#	L	2-3	4-21-4						
30	02/05	@ Detroit	W	1-0	5-21-4						
31	02/07	@ NY Americans	L	0-1	5-22-4						
32	02/10	NY AMERICANS*	L	0-1	5-23-4						
33	02/14	MONTREAL*	L	0-1	5-24-4						
34	02/17	BOSTON*	L	0-3	5-25-4						
35	02/21	OTTAWA#	L	0-3	5-26-4						
36	02/23	DETROIT##	T	0-0 OT	5-26-5						
37	02/26	@ Detroit	L	0-3	5-27-5						
38	02/28	NY RANGERS#	T	0-0 OT	5-27-6						
39	03/02	MIL MAROONS**	W	2-1	6-27-6						
GM	DATE	OPPONENT	RESULT	SCORE	RECORD						

TRADITION

RECORDS

PLAYOFFS

HISTORY

PLAYERS

PLAYER	GP	G	A	PTS	PIM	PLAYER	GP	G	A	PTS	PIM
IRPLEY, VIC	38	11	2	13	29	TAYLOR, RALPH	38	0	0	0	64
GOTTSELEG, JOHN	44	5	3	8	24	GARDINER, CHARLES	44	0	0	0	2
IRWIN, DICK	39	6	1	7	36						
ARBOUR, TY	44	3	4	7	30						
MARCH, HAROLD	35	3	3	6	8						
COULTURE, ROSIE	43	1	3	4	24						
WENTWORTH, CY	44	2	1	3	46						
MILLER, EARL	17	1	1	2	28						
MCKINNON, ALEX	44	1	1	2	54						
KEATS, DUKE	3	0	1	1	0						
LOUGHLIN, CLEM	24	0	1	1	16						
LESIEUR, ART	3	0	0	0	0						
GARDINER, HERB	4	0	0	0	0						
BURNS, BOBBY	7	0	0	0	0						
HOFFINGER, VAL	10	0	0	0	10						
GOALIES	GP	W	L	T	MINS	GA	SO	AVG			
GARDINER, CHARLES	44	7	29	8	2,758	85	5	1.85			

HISTORY OF THE BLACKHAWKS

1929-30 CHICAGO BLACKHAWKS

21-18-5, 47 POINTS, 2ND AMERICAN DIVISION

GM	DATE	OPPONENT	RESULT	SCORE	RECORD	GM	DATE	OPPONENT	RESULT	SCORE	RECORD
1	11/14	@ Toronto	T	2-2 OT	0-0-1	38	02/02	PIT PIRATES	W	3-0	18-16-4
2	11/16	@ Montreal	T	4-4 OT	0-0-2	39	02/04	NY RANGERS	T	2-2 OT	18-16-5
3	11/19	@ NY Americans	W	5-1	1-0-2	40	02/08	@ PIT Pirates (B)	W	4-3	19-16-5
4	11/21	OTTAWA	L	5-6 OT	1-1-2	41	02/09	@ NY Americans	L	2-5	19-17-5
5	11/24	DETROIT	W	4-0	2-1-2	42	02/11	@ Boston	L	3-4	19-18-5
6	11/28	NY RANGERS	L	2-3	2-2-2	43	02/15	BOSTON	W	3-2 OT	20-18-5
7	12/01	BOSTON	W	3-1	3-2-2	44	02/18	TORONTO	W	4-1	21-18-5
8	12/05	@ PIT Pirates	W	5-2	4-2-2						
9	12/08	NY Americans	W	4-2	5-2-2	A		at Atlantic City, N.J.			
10	12/12	MIL MAROONS	W	4-3	6-2-2	B		at Fort Erie, Ontario.			
11	12/15	PIT PIRATES	W	3-1	7-2-2						
12	12/19	@ Detroit	L	3-4	7-3-2						
13	12/21	@ Boston	L	1-4	7-4-2						
14	12/22	@ NY Rangers	L	1-3	7-5-2						
15	12/24	@ Ottawa	W	3-1	8-5-2						
16	12/26	@ MIL Maroons	W	4-3	9-5-2						
17	12/29	TORONTO	L	3-4	9-6-2						
18	01/01	MONTRREAL	L	2-3 OT	9-7-2						
19	01/05	DETROIT	L	0-4	9-8-2						
20	01/09	@ Detroit	T	1-1 OT	9-8-3						
21	01/12	NY RANGERS	W	2-1	10-8-3						
22	01/14	PIT PIRATES	W	6-2	11-8-3						
23	01/16	BOSTON	W	2-1	12-8-3						
24	01/19	@ NY Rangers	L	1-4	12-9-3						
25	01/21	@ Boston	L	1-5	12-10-3						
26	01/25	@ PIT Pirates (A)	W	5-2	13-10-3						
27	01/28	@ Ottawa	W	2-1	14-10-3						
28	01/30	@ Montreal	L	0-1 OT	14-11-3						
29	02/01	@ Toronto	L	0-6	14-12-3						
30	02/02	@ Detroit	W	4-1	15-12-3						
31	02/06	MIL MAROONS	W	3-2	16-12-3						
32	02/16	MONTRREAL	L	1-2 OT	16-13-3						
33	02/18	NY AMERICANS	L	4-6 OT	16-14-3						
34	02/20	OTTAWA	L	2-5	16-15-3						
35	02/23	DETROIT	L	1-2	16-16-3						
36	02/25	@ MIL Maroons	W	2-0	17-16-3						
37	02/27	@ NY Rangers	T	1-1 OT	17-16-4						

PLAYER	GP	G	A	PTS	PIM	PLAYER	GP	G	A	PTS	PIM
COOK, TOM	41	14	16	30	18	BOSTROM, HELGE	20	0	1	1	16
GOTTSSELIG, JOHN	39	21	4	25	30	GARDINER, CHARLES	44	0	0	0	0
SOMERS, ART	44	11	13	24	76						
ARBOUR, TY	42	10	8	18	26						
DUTKOWSKI, DUKE	44	7	10	17	44						
MILLER, EARL	28	11	5	16	50						
COUTURE, ROSIE	43	8	8	16	67						
RIPLLEY, VIC	38	8	8	16	35						
INGRAM, FRANK	37	6	10	16	28						
MARCH, HAROLD	43	8	7	15	50						
ADAMS, STEWART	24	4	6	10	18						
WENTWORTH, CY	37	3	4	7	30						
ABEL, CLARENCE	38	3	3	6	46						
GRAHAM, TED	26	1	2	3	25						
TAYLOR, RALPH	17	1	0	1	42						
BURNS, BOBBY	12	1	0	1	2						

GOALIES	GP	W	L	T	MINS	GA	SO	AVG
GARDINER, CHARLES	44	21	18	5	2,750	111	3	2.42

TRADITION

RECORDS

PLAYOFFS

HISTORY

PLAYERS

HISTORY OF THE BLACKHAWKS

1930-31 CHICAGO BLACKHAWKS 24-17-3, 51 POINTS, 2ND AMERICAN DIVISION

GM	DATE	OPPONENT	RESULT	SCORE	RECORD	40	03/12	BOSTON	W	3-2	22-15-3
1	11/16	NY RANGERS	T	1-1 OT	0-0-1	41	03/15	TORONTO	L	1-2	22-16-3
2	11/20	BOSTON	W	1-0	1-0-1	42	03/17	@ Phi Quakers	W	4-0	23-16-3
3	11/23	MONTREAL	W	3-0	2-0-1	43	03/19	@ Toronto	L	2-8	23-17-3
4	11/25	@ Boston	W	4-3 OT	3-0-1	44	03/22	@ Detroit	W	2-1	24-17-3
5	11/27	@ NY Rangers	W	4-0	4-0-1						
6	11/29	@ Ottawa	W	3-0	5-0-1						
7	12/02	@ Mtl Maroons	L	1-2	5-1-1						
8	12/04	NY AMERICANS	W	4-2	6-1-1						
9	12/07	DETROIT	W	3-2	7-1-1						
10	12/09	@ Detroit	L	0-1	7-2-1						
11	12/14	MTL MAROONS	L	0-2	7-3-1						
12	12/16	OTTAWA	W	4-2	8-3-1						
13	12/18	@ Montreal	T	0-0 OT	8-3-2						
14	12/20	@ Toronto	L	1-3	8-4-2						
15	12/23	@ Phi Quakers	W	3-2	9-4-2						
16	12/28	TORONTO	L	2-3	9-5-2						
17	01/01	PHI QUAKERS	W	10-3 10-5-2							
18	01/04	DETROIT	L	1-2	10-6-2						
19	01/06	@ Boston	L	2-5	10-7-2						
20	01/08	@ Phi Quakers	W	4-0	11-7-2						
21	01/11	@ NY Rangers	W	2-0	12-7-2						
22	01/13	@ NY Americans	W	1-0	13-7-2						
23	01/15	BOSTON	W	2-0	14-7-2						
24	01/18	NY RANGERS	W	2-1	15-7-2						
25	01/22	PHI QUAKERS	W	5-2	16-7-2						
26	01/25	MTL MAROONS	L	2-3 OT	16-8-2						
27	02/01	MONTREAL	L	2-4	16-9-2						
28	02/05	PHI QUAKERS	W	6-1	17-9-2						
29	02/08	@ NY Rangers	W	3-2	18-9-2						
30	02/10	@ Boston	L	1-2 OT	18-10-2						
31	02/12	@ Ottawa	W	3-2	19-10-2						
32	02/15	NY RANGERS	L	1-2	19-11-2						
33	02/20	DETROIT	L	4-5 OT	19-12-2						
34	02/22	@ Detroit	T	1-1 OT	19-12-3						
35	02/24	@ Mtl Maroons	L	2-3 OT	19-13-3						
36	03/01	OTTAWA	W	5-0	20-13-3						
37	03/05	NY AMERICANS	W	1-0	21-13-3						
38	03/08	@ NY Americans	L	1-2	21-14-3						
39	03/10	@ Montreal	L	1-2	21-15-3						
GM	DATE	OPPONENT	RESULT	SCORE	RECORD						

- TRADITION
- RECORDS
- PLAYOFFS
- HISTORY
- PLAYERS

PLAYER	GP	G	A	PTS	PIM	PLAYER	GP	G	A	PTS	PIM
GOTTSELIG, JOHN	42	20	12	32	12	JENKINS, ROGER	10	0	1	1	2
COOK, TOM	43	15	14	29	36	VOKES, ED	5	0	0	0	0
INGRAM, FRANK	43	17	4	21	37	GARDINER, CHARLES	44	0	0	0	0
COUTURE, ROSIE	44	8	11	19	29						
ADAMS, STEWART	35	5	13	18	24						
MARCH, HAROLD	44	11	6	17	38						
DESJARDINS, VICTOR	39	3	12	15	17						
RIPLEY, VIC	37	8	4	12	9						
ROMNES, ELWYN	30	5	7	12	10						
SOMERS, ART	35	3	6	9	35						
WENTWORTH, CY	44	4	4	8	12						
MILLER, EARL	19	3	4	7	10						
GRAHAM, TED	42	0	7	7	42						
ARBOUR, TY	41	3	3	6	12						
BOSTROM, HELGE	42	2	2	4	32						
DUTKOWSKI, DUKE	26	1	3	4	44						
ABEL, CLARENCE	43	0	1	1	43						

GOALIES	GP	W	L	T	MINS	GA	SO	AVG
GARDINER, CHARLES	44	24	17	3	2,710	78	12	1.73

HISTORY OF THE BLACKHAWKS

1931-32 CHICAGO BLACKHAWKS

18-19-11, 47 POINTS, 2ND AMERICAN DIVISION

GM	DATE	OPPONENT	RESULT	SCORE	RECORD	GM	DATE	OPPONENT	RESULT	SCORE	RECORD
1	11/12	@ Toronto	W	2-1	1-0-0	38	02/24	MTL MAROONS	W	3-1	14-14-10
2	11/15	NY AMERICANS	T	1-1 OT	1-0-1	39	02/27	@ Toronto	L	2-4	14-15-10
3	11/18	TORONTO	T	1-1 OT	1-0-2	40	03/01	@ Mtl Maroons	L	0-1	14-16-10
4	11/22	MTL MAROONS	W	4-2	2-0-2	41	03/04	NY AMERICANS	W	6-1	15-16-10
5	11/24	@ NY Rangers	T	1-1 OT	2-0-3	42	03/06	NY RANGERS	W	4-3 OT	16-16-10
6	11/26	@ Boston	L	0-1	2-1-3	43	03/08	@ NY Rangers	L	1-6	16-17-10
7	11/29	NY RANGERS	L	0-5	2-2-3	44	03/10	@ Boston	W	3-2	17-17-10
8	12/02	MONTREAL	W	2-1	3-2-3	45	03/12	@ Montreal	L	0-1	17-18-10
9	12/06	@ NY Americans	L	0-2	3-3-3	46	03/16	DETROIT	T	1-1 OT	17-19-11
10	12/08	@ Montreal	T	1-1 OT	3-3-4	47	03/19	@ Toronto	L	3-11	17-19-11
11	12/15	BOSTON	L	0-3	3-4-4	48	03/20	BOSTON	W	1-0	18-19-11
12	12/16	DETROIT	W	4-1 OT	4-4-4						
13	12/17	@ Detroit	L	1-4	4-5-4						
14	12/20	TORONTO	W	1-0 OT	5-5-4						
15	12/22	@ Mtl Maroons	T	1-1 OT	5-5-5						
16	12/27	@ NY Rangers	L	1-3	5-6-5						
17	12/29	@ Boston	T	3-3 OT	5-6-6						
18	01/01	NY AMERICANS	W	3-2	6-6-6						
19	01/03	NY RANGERS	T	1-1 OT	6-6-7						
20	01/06	DETROIT	W	4-2	7-6-7						
21	01/10	BOSTON	T	1-1 OT	7-6-8						
22	01/15	MONTREAL	L	1-2	7-7-8						
23	01/16	@ Detroit	L	0-2	7-8-8						
24	01/17	MTL MAROONS	T	3-3 OT	7-8-9						
25	01/19	@ Boston	W	3-2	8-8-9						
26	01/21	@ NY Americans	W	1-0	9-8-9						
27	01/23	@ Mtl Maroons	T	3-3 OT	9-8-10						
28	01/27	DETROIT	W	2-1 OT	10-8-10						
29	01/28	@ Detroit	L	2-4	10-9-10						
30	01/31	NY RANGERS	L	0-3	10-10-10						
31	02/03	TORONTO	W	7-0	11-10-10						
32	02/07	@ NY Rangers	L	0-1	11-11-10						
33	02/09	@ NY Americans	W	3-1	12-11-10						
34	02/11	@ Montreal	L	1-4	12-12-10						
35	02/14	@ Detroit	L	1-3	12-13-10						
36	02/17	MONTREAL	L	1-3	12-14-10						
37	02/20	BOSTON	W	2-1	13-14-10						

PLAYER	GP	G	A	PTS	PIM	PLAYER	GP	G	A	PTS	PIM
GOTTSELIG, JOHN	44	13	16	29	28	MILLER, EARL	8	0	0	0	0
COOK, TOM	48	12	13	25	28	GARDINER, CHARLES	48	0	0	0	0
MARCH, HAROLD	48	12	10	22	59	CLUDE, WILF	1	0	0	0	0
THOMPSON, PAUL	48	8	14	22	38						
RIPLY, VIC	46	12	6	18	44						
COUTURE, ROSIE	48	9	9	18	8						
MENTWORTH, CY	48	3	10	13	30						
LOWREY, GERRY	48	8	3	11	32						
ABEL, CLARENCE	48	4	3	7	34						
HOLMES, LOUIS	41	2	4	6	8						
BOUCHER, GEORGES	43	1	5	6	54						
ADAMS, STEWART	26	0	5	5	28						
INGRAM, FRANK	19	1	2	3	4						
GRAHAM, TED	48	0	3	3	50						
ROMNES, ELVYN	18	1	0	1	2						
COULTER, ART	13	0	1	1	26						
SHEA, PAT	10	0	1	1	0						
BOSTROM, HELGE	14	0	0	0	6						

GOALIES	GP	W	L	T	MIN	GA	SO	AVG
GARDINER, CHARLES	48	18	18	11	2,989	92	4	1.85
CLUDE, WILF	1	0	1	0	41	9	0	13.17

TRADITION

RECORDS

PLAYOFFS

HISTORY

PLAYERS

HISTORY OF THE BLACKHAWKS

1932-33 CHICAGO BLACKHAWKS

16-20-12, 44 POINTS, 4TH AMERICAN DIVISION

GM	DATE	OPPONENT	RESULT	SCORE	RECORD	GM	DATE	OPPONENT	RESULT	SCORE	RECORD
1	11/10	@ Detroit	L	1-3	0-1-0	40	02/26	NY RANGERS	L	1-4	14-16-10
2	11/13	NY AMERICANS	T	1-1 OT	0-1-1	41	03/02	NY AMERICANS	W	3-2	15-16-10
3	11/17	TORONTO	W	3-1	1-1-1	42	03/05	TORONTO	L	1-2	15-17-10
4	11/20	MONTREAL	W	2-1	2-1-1	43	03/07	OTTAWA	W	5-1	16-17-10
5	11/22	@ Boston	L	1-5	2-2-1	44	03/09	@ Ottawa	T	3-3 OT	16-17-11
6	11/24	@ NY Rangers	T	1-1 OT	2-2-2	45	03/11	@ MIJ Maroons	L	2-6	16-18-11
7	11/26	@ Montreal	L	1-2	2-3-2	46	03/14	@ Boston (A)	L	0-1	16-19-11
8	11/29	@ Ottawa	L	1-3	2-4-2	47	03/19	DETROIT	L	2-4	16-20-11
9	12/04	NY RANGERS	W	4-3	3-4-2	48	03/23	@ Toronto	T	2-2 OT	16-20-12
10	12/06	OTTAWA	T	1-1 OT	3-4-3						
11	12/08	DETROIT	W	3-1	4-4-3						
12	12/11	MTL MAROONS	T	2-2 OT	4-4-4						
13	12/15	BOSTON	L	0-1	4-5-4						
14	12/18	@ NY Americans	T	0-0 OT	4-5-5						
15	12/22	@ MIJ Maroons	W	4-1	5-5-5						
16	12/24	@ Toronto	W	2-1	6-5-5						
17	12/25	@ Detroit	L	0-4	6-6-5						
18	12/27	TORONTO	L	3-4	6-7-5						
19	01/01	MONTREAL	W	4-1	7-7-5						
20	01/05	BOSTON	T	0-0 OT	7-7-6						
21	01/08	MTL MAROONS	W	4-3	8-7-6						
22	01/10	@ NY Americans	L	1-3	8-8-6						
23	01/12	@ Montreal	L	2-4	8-9-6						
24	01/15	NY RANGERS	L	0-5	8-10-6						
25	01/19	NY AMERICANS	W	6-0	9-10-6						
26	01/22	OTTAWA	W	2-1	10-10-6						
27	01/24	@ MIJ Maroons	L	0-3	10-11-6						
28	01/26	@ NY Rangers	W	3-1	11-11-6						
29	01/29	@ NY Americans	L	0-4	11-12-6						
30	01/31	@ Boston	W	5-1	12-12-6						
31	02/02	@ Ottawa	T	1-1 OT	12-12-7						
32	02/04	@ Toronto	T	2-2 OT	12-12-8						
33	02/05	@ Detroit	L	0-1	12-13-8						
34	02/09	DETROIT	L	1-4	12-14-8						
35	02/12	MONTREAL	W	2-0	13-14-8						
36	02/16	BOSTON	W	2-1	14-14-8						
37	02/19	MTL MAROONS	T	0-0 OT	14-14-9						
38	02/21	@ NY Rangers	T	2-2 OT	14-14-10						
39	02/23	@ Montreal	L	0-2	14-15-10						

A The only forfeit in Blackhawks history. With the Blackhawks trailing 3-2, the players refused to return to the ice after their coach, Tom Gorman, was ejected by referee Bill Stewart. Boston was awarded a 1-0 victory by Stewart.

TRADITION
RECORDS
PLAYOFFS
HISTORY
PLAYERS

PLAYER	GP	G	A	PTS	PIM	WEIBE, ART	4	0	0	0	0			
THOMPSON, PAUL	48	13	20	33	27	GARDINER, CHARLES	48	0	0	0	0			
COOK, TOM	48	12	14	26	30									
GOTTSLEIG, JOHN	41	11	11	22	6									
ROMNES, ELWYN	47	10	11	21	2									
MARCH, HAROLD	48	9	11	20	38									
COULTURE, ROSIE	46	10	7	17	26									
MCFADYEN, DON	48	5	10	15	20									
JENKINS, ROGER	46	3	10	13	42									
GRAHAM, TED	47	3	8	11	57									
MACKENZIE, BILL	36	4	4	8	13									
RIPLLEY, VIC	15	2	4	6	8									
COULTER, ART	46	3	2	5	53									
ABLE, CLARENCE	47	0	4	4	63									
BURCH, BILL	22	2	0	2	2									
BOSTROM, HELGE	20	1	0	1	14									
HOLMES, LOUIS	18	0	0	0	0									
PLAYER	GP	G	A	PTS	PIM	GOALIES	GP	W	L	T	MINS	GA	SO	AVG
						GARDINER, CHARLES	48	16	20	12	3,010	101	5	2.01

HISTORY OF THE BLACKHAWKS

1933-34 CHICAGO BLACKHAWKS

20-17-11, 51 POINTS, 2ND AMERICAN DIVISION

GM	DATE	OPPONENT	RESULT	SCORE	RECORD	GM	DATE	OPPONENT	RESULT	SCORE	RECORD
1	11/09	NY AMERICANS	T	2-2 OT	0-0-1	38	02/20	@ NY Americans	L	1-3	17-10-10
2	11/12	NY RANGERS	W	1-0	1-0-1	39	02/22	NY AMERICANS	T	0-0 OT	17-11-11
3	11/14	@ Montreal	L	1-3	1-1-1	40	02/24	@ Montreal	L	2-3 OT	17-12-11
4	11/16	@ Ottawa	W	2-1	2-1-1	41	02/27	@ Boston	L	1-3	17-13-11
5	11/19	OTTAWA	W	2-1	3-1-1	42	03/01	NY RANGERS	L	1-3	17-14-11
6	11/21	@ Boston	L	0-2	3-2-1	43	03/04	MIL MAROONS	W	4-2	18-14-11
7	11/23	@ NY Americans	W	2-0	4-2-1	44	03/08	DETROIT	L	0-3	18-15-11
8	11/26	BOSTON	W	1-0	5-2-1	45	03/11	@ Detroit	L	2-3 OT	18-16-11
9	11/30	@ Detroit	L	1-2	5-3-1	46	03/13	@ MIL Maroons	L	2-6	18-17-11
10	12/03	@ NY Rangers	L	0-1 OT	5-4-1	47	03/15	@ Toronto	W	2-1	19-17-11
11	12/07	MIL MAROONS	W	3-1	6-4-1	48	03/18	TORONTO	W	3-2	20-17-11
12	12/09	@ Toronto	L	0-1	6-5-1						
13	12/12	@ Detroit	L	1-4	6-6-1						
14	12/14	DETROIT	W	4-0	7-6-1						
15	12/17	MONTREAL	W	4-1	8-6-1						
16	12/19	@ Ottawa	T	2-2 OT	8-6-2						
17	12/21	@ MIL Maroons	T	0-0 OT	8-6-3						
18	12/23	@ Boston	W	3-1	9-6-3						
19	12/26	@ NY Americans	W	2-1	10-6-3						
20	12/28	OTTAWA	T	2-2 OT	10-6-4						
21	01/01	TORONTO	L	1-2	10-7-4						
22	01/07	NY RANGERS	T	1-1 OT	10-7-5						
23	01/10	BOSTON	T	0-0 OT	10-7-6						
24	01/14	NY AMERICANS	W	4-0	11-7-6						
25	01/16	@ MIL Maroons	L	5-6 OT	11-8-6						
26	01/18	@ NY Rangers	L	0-5	11-9-6						
27	01/20	@ Toronto	T	2-2 OT	11-9-7						
28	01/21	MIL MAROONS	T	2-2 OT	11-9-8						
29	01/25	MONTREAL	W	2-1 OT	12-9-8						
30	01/28	TORONTO	W	2-0	13-9-8						
31	01/30	@ Ottawa	W	2-0	14-9-8						
32	02/01	@ Montreal	T	3-3 OT	14-9-9						
33	02/04	BOSTON	L	1-2 OT	14-10-9						
34	02/08	DETROIT	T	1-1 OT	14-10-10						
35	02/11	MONTREAL	W	4-1	15-10-10						
36	02/15	OTTAWA	W	5-2	16-10-10						
37	02/18	@ NY Rangers	W	2-1	17-10-10						

PLAYER	GP	G	A	PTS	PIM	PLAYER	GP	G	A	PTS	PIM	
THOMPSON, PAUL	48	20	16	36	17	DUTKOWSKI, DUKE	5	0	0	0	2	
GOTTSLEG, JOHN	48	16	14	30	4	COULTER, THOMAS	2	0	0	0	0	
ROMNES, ELWYN	47	8	21	29	6	GARDINER, CHARLES	48	0	0	0	0	
CONACHER, LIONEL	48	9	14	23	87							
MARCH, HAROLD	48	4	13	17	26							
COOK, TOM	37	5	9	14	15							
COULTURE, ROSIE	48	5	8	13	21							
LESWICK, JACK	37	1	7	8	16							
COULTER, ART	41	5	2	7	39							
SHEPPARD, JOHN	41	3	4	7	4							
GOLDSWORTHY, LEROY	27	3	3	6	0							
JENKINS, ROGER	48	2	2	4	37							
MCFADYEN, DON	45	1	3	4	20							
TRUDEL, LOUIS	34	1	3	4	13							
KENDALL, BILL	21	3	0	3	0							
ABEL, CLARENCE	46	2	1	3	28							
GOALIES	GP	W	L	T	MINS	GA	SO	AVG				
GARDINER, CHARLES	48	20	17	11	3,050	83	10	1.63				

TRADITION

RECORDS

PLAYOFFS

HISTORY

PLAYERS

HISTORY OF THE BLACKHAWKS

1934-35 CHICAGO BLACKHAWKS

28-17-5, 57 POINTS, 2ND AMERICAN DIVISION

GM	DATE	OPPONENT	RESULT	SCORE	RECORD	GM	DATE	OPPONENT	RESULT	SCORE	RECORD
1	11/08	@ St. Eagles	W	3-1	1-0-0	40	02/24	Mtl. Maroons	W	6-1	21-16-4
2	11/15	@ Mtl. Maroons	W	4-3	2-0-0	41	02/28	@ Detroit	L	1-5	21-16-4
3	11/18	TORONTO	L	0-5	2-1-0	42	03/03	MONTREAL	W	3-0	22-16-4
4	11/22	STL EAGLES	W	1-0	3-1-0	43	03/05	NY AMERICANS	W	5-1	23-16-4
5	11/25	BOSTON	W	4-0	4-1-0	44	03/10	NY RANGERS	T	1-1 OT	23-16-5
6	11/27	@ Boston	W	3-2	5-1-0	45	03/14	DETROIT	L	3-4	23-17-5
7	11/29	@ NY Americans	L	0-2	5-2-0	46	03/16	@ Boston	W	5-2	24-17-5
8	12/02	NY AMERICANS	L	1-2	5-3-0	47	03/17	@ NY Rangers	W	5-2	25-17-5
9	12/09	NY RANGERS	W	4-0	6-3-0	48	03/19	@ Montreal	W	4-2	26-17-5
10	12/11	DETROIT	W	4-0	7-3-0						
11	12/16	Mtl. Maroons	W	3-2	8-3-0						
12	12/18	@ Montreal	T	1-1 OT	8-3-1						
13	12/20	@ NY Rangers	W	4-1	9-3-1						
14	12/22	@ Toronto	L	0-1	9-4-1						
15	12/23	MONTREAL	L	1-4	9-5-1						
16	12/25	@ Detroit	W	2-1	10-5-1						
17	12/30	STL EAGLES	T	3-3 OT	10-5-2						
18	01/01	Mtl. Maroons	L	1-2 OT	10-6-2						
19	01/05	@ Boston	W	6-0	11-6-2						
20	01/06	@ NY Americans	W	2-1	12-6-2						
21	01/08	DETROIT	L	1-2	12-7-2						
22	01/10	@ Mtl. Maroons	L	0-4	12-8-2						
23	01/12	@ Toronto	L	1-5	12-9-2						
24	01/13	BOSTON	T	1-1 OT	12-9-3						
25	01/15	TORONTO	L	2-3	12-10-3						
26	01/17	@ St. Eagles	W	5-1	13-10-3						
27	01/20	TORONTO	W	2-1	14-10-3						
28	01/22	@ NY Americans	W	2-0	15-10-3						
29	01/24	@ NY Rangers	T	3-3 OT	15-10-4						
30	01/27	STL EAGLES	W	5-3	16-10-4						
31	02/03	NY AMERICANS	W	3-2	17-10-4						
32	02/05	MONTREAL	W	4-1	18-10-4						
33	02/07	@ St. Eagles	L	0-1 OT	18-11-4						
34	02/10	NY RANGERS	L	1-2	18-12-4						
35	02/12	@ Mtl. Maroons	L	0-3	18-13-4						
36	02/14	@ Detroit	W	3-0	19-13-4						
37	02/17	BOSTON	L	1-2	19-14-4						
38	02/21	@ Montreal	W	3-1	20-14-4						
39	02/23	@ Toronto	L	1-4	20-15-4						

- TRADITION
- RECORDS
- PLAYOFFS
- HISTORY
- PLAYERS

PLAYER	GP	G	A	PTS	PIM	PLAYER	GP	G	A	PTS	PIM
THOMPSON, PAUL	48	16	23	39	20	GOLDSWORTHY, LEROY	4	0	0	0	2
GOTTSELIG, JOHN	48	19	18	37	16	KENNY, ERNEST	4	0	0	0	8
MORENZ, HOWIE	48	8	26	34	21	CHABOT, LORNE	48	0	0	0	0
MARCH, HAROLD	48	13	18	31	48						
COOK, TOM	48	12	18	30	33						
ROMNES, ELWYN	35	9	15	24	8						
TRUDEAU, LOUIS	47	12	10	22	28						
COUTURE, ROSIE	47	7	8	15	10						
COULTER, ART	48	5	8	13	68						
KENDALL, BILL	47	6	4	10	16						
LEVINSKY, ALEX	23	3	4	7	16						
MCFADYEN, DON	37	2	5	7	4						
LOCKING, NORMAN	35	2	5	7	19						
BURKE, MARTY	47	2	2	4	29						
WIEBE, ART	42	2	1	3	27						

GOALIES	GP	W	L	T	MINS	GA	SO	AVG
CHABOT, LORNE	48	26	17	5	2,940	88	8	1.80

HISTORY OF THE BLACKHAWKS

1935-36 CHICAGO BLACKHAWKS

21-19-8, 50 POINTS, 3RD AMERICAN DIVISION

GM	DATE	OPPONENT	RESULT	SCORE	RECORD	GM	DATE	OPPONENT	RESULT	SCORE	RECORD
1	11/07	NY AMERICANS	W	3-1	1-0-0	38	02/23	TORONTO	W	5-1	18-14-6
2	11/14	@ Detroit	T	0-0 OT	1-0-1	39	02/25	@ MIJ Maroons	W	2-0	19-14-6
3	11/17	NY RANGERS	W	3-0	2-0-1	40	02/29	@ Toronto	L	2-4	19-15-6
4	11/21	TORONTO	W	4-3	3-0-1	41	03/01	NY RANGERS	W	2-1	20-15-6
5	11/24	MTL MAROONS	W	2-1	4-0-1	42	03/05	BOSTON	T	2-2 OT	20-15-7
6	11/26	@ MIJ Maroons	L	1-4	4-1-1	43	03/08	MONTREAL	W	2-0	21-15-7
7	11/28	@ NY Rangers	L	1-2	4-2-1	44	03/12	MTL MAROONS	T	3-3 OT	21-15-8
8	12/01	MONTREAL	W	1-0	5-2-1	45	03/15	@ Boston	L	0-1	21-16-8
9	12/03	@ Boston	W	3-1	6-2-1	46	03/17	@ NY Rangers	L	2-4	21-17-8
10	12/07	@ Toronto	L	1-2 OT	6-3-1	47	03/19	@ Detroit	L	3-5	21-18-8
11	12/08	BOSTON	W	1-0	7-3-1	48	03/21	@ MIJ Maroons	L	1-3	21-19-8
12	12/12	DETROIT	L	1-3	7-4-1						
13	12/15	@ NY Americans	L	0-3	7-5-1						
14	12/19	@ Montreal	T	2-2 OT	7-5-2						
15	12/22	NY AMERICANS	L	2-3 OT	7-6-2						
16	12/25	@ Detroit	W	2-0	8-6-2						
17	12/29	NY RANGERS	W	3-1	9-6-2						
18	01/01	DETROIT	L	2-4	9-7-2						
19	01/05	MTL MAROONS	L	2-3	9-8-2						
20	01/07	@ Boston	L	0-2	9-9-2						
21	01/09	@ NY Americans	W	4-1	10-9-2						
22	01/12	MONTREAL	L	1-2	10-10-2						
23	01/16	DETROIT	W	4-1	11-10-2						
24	01/19	BOSTON	W	2-1	12/10/2						
25	01/21	@ NY Rangers	W	1-0	13-10-2						
26	01/23	@ Montreal	T	1-1 OT	13-10-3						
27	01/26	NY RANGERS	W	2-1	14-10-3						
28	01/30	@ Detroit	W	4-3	15-10-3						
29	02/01	@ Toronto	L	2-3 OT	15-11-3						
30	02/02	TORONTO	W	2-0	16-11-3						
31	02/06	DETROIT	L	0-1	16-12-3						
32	02/09	NY AMERICANS	L	1-4	16-13-3						
33	02/11	@ Boston	L	1-7	16-14-3						
34	02/13	NY AMERICANS	T	2-2 OT	16-14-4						
35	02/16	BOSTON	W	4-2	17-14-4						
36	02/18	@ Montreal	T	3-3 OT	17-14-5						
37	02/20	@ NY Rangers	T	1-1 OT	17-14-6						

PLAYER	GP	G	A	PTS	PIM	PLAYER	GP	G	A	PTS	PIM
THOMPSON, PAUL	45	17	23	40	19	COULTER, ART	22	0	1	1	18
ROMNES, ELWYN	48	13	25	38	6	LOCKING, NORMAN	13	0	1	1	7
MARCH, HAROLD	48	16	19	35	42	KARAKAS, MIKE	48	0	0	0	0
GOTTSELIG, JOHN	40	14	15	29	4						
MCFADYEN, DON	48	4	16	20	33						
MORENZ, HOWIE	24	4	10	14	20						
COOK, TOM	47	4	8	12	20						
BRIDSON, GLENN	21	6	3	9	30						
SEIBERT, EARL	26	3	6	9	19						
LEVINSKY, ALEX	48	1	7	8	69						
TRUDEL, LOUIS	47	3	4	7	27						
OUELLETTE, EDDIE	45	3	2	5	11						
LAROCHELLE, WILLDOR	27	2	2	4	8						
KENDALL, BILL	22	2	2	4	0						
BURKE, MARTY	48	0	3	3	49						
WIEBE, ART	46	1	0	1	25						
GOALIES	GP	W	L	T	MINS	GA	SO	AVG			
KARAKAS, MIKE	48	21	19	8	2,990	92	9	1.85			

TRADITION

RECORDS

PLAYOFFS

HISTORY

PLAYERS

HISTORY OF THE BLACKHAWKS

1936-37 CHICAGO BLACKHAWKS

14-27-7, 35 POINTS, 4TH AMERICAN DIVISION

GM	DATE	OPPONENT	RESULT	SCORE	RECORD	GM	DATE	OPPONENT	RESULT	SCORE	RECORD		
1	11/05	NY AMERICANS	T	1-1	OT	0-0-1	40	02/28	NY RANGERS	W	4-3	11-23-6	
2	11/12	@ NY Americans	T	0-0	OT	0-0-2	41	03/02	@ Boston	W	4-2	12-23-6	
3	11/14	@ Toronto	L	2-6		0-1-2	42	03/04	@ Montreal	W	5-3	13-23-6	
4	11/15	TORONTO	T	1-1	OT	0-1-3	43	03/07	TORONTO	T	2-2	OT	13-23-7
5	11/19	MIL MAROONS	L	0-4		0-2-3	44	03/11	BOSTON	L	2-6	13-24-7	
6	11/22	BOSTON	L	1-2		0-3-3	45	03/13	@ Toronto	L	2-3	13-25-7	
7	11/24	@ Boston	T	1-1	OT	0-3-4	46	03/16	@ NY Rangers	W	4-3	14-25-7	
8	11/26	@ Detroit	W	2-0		1-3-4	47	03/18	@ NY Americans	L	4-9	14-26-7	
9	11/29	MONTREAL	L	1-2		1-4-4	48	03/21	@ Boston	L	1-6	14-27-7	
10	12/06	NY RANGERS	L	1-2		1-5-4							
11	12/08	@ NY Rangers	T	0-0	OT	1-5-5							
12	12/10	@ MIJ Maroons	L	1-2		1-6-5							
13	12/13	DETROIT	L	1-2	OT	1-7-5							
14	12/20	NY AMERICANS	W	2-1		2-7-5							
15	12/22	@ Montreal	L	1-4		2-8-5							
16	12/25	@ Detroit	T	1-1	OT	2-8-6							
17	12/27	@ NY Rangers	L	0-1		2-9-6							
18	12/29	MONTREAL	W	5-1		3-9-6							
19	01/01	DETROIT	W	4-2		4-9-6							
20	01/03	MIL MAROONS	L	1-3		4-10-6							
21	01/07	BOSTON	L	0-2		4-11-6							
22	01/10	TORONTO	W	2-1		5-11-6							
23	01/12	@ Boston	W	4-2		6-11-6							
24	01/14	@ MIJ Maroons	L	3-7		6-12-6							
25	01/16	@ Toronto	L	2-3	OT	6-13-6							
26	01/17	DETROIT	L	0-2		6-14-6							
27	01/19	@ Detroit	L	2-7		6-15-6							
28	01/21	NY RANGERS	W	2-0		7-15-6							
29	01/24	MONTREAL	L	1-4		7-16-6							
30	01/27	@ NY Americans	W	9-0		8-16-6							
31	01/28	@ Montreal	L	5-6		8-17-6							
32	01/31	MIL MAROONS	L	1-2		8-18-6							
33	02/07	NY AMERICANS	W	5-1		9-18-6							
34	02/11	NY RANGERS	W	5-2		10-18-6							
35	02/14	BOSTON	L	1-2		10-19-6							
36	02/18	@ NY Rangers	L	1-2	OT	10-20-6							
37	02/20	@ MIJ Maroons	L	1-6		10-21-6							
38	02/21	@ Detroit	L	0-6		10-22-6							
39	02/25	DETROIT	L	1-3		10-23-6							

TRADITION
RECORDS
PLAYOFFS
HISTORY
PLAYERS

PLAYER	GP	G	A	PTS	PIM	PLAYER	GP	G	A	PTS	PIM			
THOMPSON, PAUL	47	17	18	35	28	LAPRAIRIE, BENJAMIN	7	0	0	0	0			
GOTTSELIG, JOHN	47	9	21	30	10	BRINK, MILT	5	0	0	0	0			
LAROCHELLE, WILDOR	43	9	10	19	6	SCHAEFFER, PAUL	5	0	0	0	6			
ROMNES, ELWYN	28	4	15	19	2	SUOMI, AL	5	0	0	0	0			
TRUDEL, LOUIS	45	6	12	18	11	KARAKAS, MIKE	48	0	0	0	2			
KELLY, REGIS	29	13	4	17	0									
MARCH, HAROLD	37	11	6	17	31									
PALANGIO, PETE	30	8	9	17	16									
SEIBERT, EARL	43	9	6	15	46									
BRYDSON, GLENN	30	7	7	14	20									
LEVINSKY, ALEX	48	0	8	8	32									
BURKE, MARTY	43	1	3	4	28									
JACKSON, HAROLD	38	1	3	4	6									
KENDALL, BILL	18	3	0	3	8									
KLINGBEIL, IKE	5	1	2	3	2									
BLAIR, ANDY	44	0	3	3	33									
WIEBE, ART	43	0	2	2	6									
COOK, TOM	15	0	2	2	0									
						GOALIES	GP	W	L	T	MIN	GA	SO	AVG
						KARAKAS, MIKE	48	14	27	7	2,978	131	5	2.64

HISTORY OF THE BLACKHAWKS

1937-38 CHICAGO BLACKHAWKS

14-25-9, 37 POINTS, 3RD AMERICAN DIVISION

GM	DATE	OPPONENT	RESULT	SCORE	RECORD	GM	DATE	OPPONENT	RESULT	SCORE	RECORD
1	11/04	NY AMERICANS	L	0-3	0-1-0	37	02/03	TORONTO	T	1-1 OT	10-19-8
2	11/09	@ Montreal	T	2-2 OT	0-1-1	38	02/07	NY AMERICANS	T	3-3 OT	10-19-9
3	11/11	@ NY Rangers	W	3-1	1-1-1	39	02/10	DETROIT	L	0-1	10-20-9
4	11/15	@ Toronto	L	3-7	1-2-1	40	02/22	@ MIJ MAROONS	W	6-5	11-20-9
5	11/14	TORONTO	T	3-3 OT	1-2-2	41	02/24	@ NY Rangers	L	3-6	11-21-9
6	11/18	DETROIT	W	3-1	2-2-2	42	02/27	NY RANGERS	L	1-4	11-22-9
7	11/21	BOSTON	L	1-2	2-3-2	43	03/03	BOSTON	W	3-2	12-22-9
8	11/25	@ Detroit	L	1-4	2-4-2	44	03/06	MTL MAROONS	W	7-1	13-22-9
9	11/27	@ NY Americans	L	0-4	2-5-2	45	03/10	MONTREAL	W	4-1	14-22-9
10	11/30	@ MIJ Maroons	L	0-1	2-6-2	46	03/13	@ Detroit	L	1-5	14-23-9
11	12/02	NY RANGERS	W	2-1	3-6-2	47	03/15	@ NY Americans	L	1-2	14-24-9
12	12/05	MONTREAL	L	2-3	3-7-2	48	02/20	@ Boston	L	1-6	14-25-9
13	12/12	MTL MAROONS	W	3-2	4-7-2						
14	12/16	DETROIT	W	3-1	5-7-2						
15	12/19	NY AMERICANS	L	0-1	5-8-2						
16	12/21	@ Boston	L	1-2	5-9-2						
17	12/26	@ NY Rangers	W	3-1	6-9-2						
18	12/30	@ Detroit	T	2-2 OT	6-9-3						
19	01/02	MONTREAL	L	2-4	6-10-3						
20	01/06	NY RANGERS	L	1-4	6-11-3						
21	01/09	MTL MAROONS	W	1-0	7-11-3						
22	01/11	@ NY Americans	T	1-1 OT	7-11-4						
23	01/15	@ Montreal	T	2-2 OT	7-11-5						
24	01/15	@ Toronto	T	4-4 OT	7-11-6						
25	01/16	TORONTO	L	2-7	7-12-6						
26	01/18	@ Boston	L	1-5	7-13-6						
27	01/20	@ Detroit	L	2-4	7-14-6						
28	01/23	BOSTON	W	3-2	8-14-6						
29	01/27	DETROIT	W	4-3	9-14-6						
30	01/30	NY RANGERS	T	2-2 OT	9-14-7						
31	02/01	@ NY Rangers	L	1-6	9-15-7						
32	02/03	@ MIJ Maroons	L	2-4	9-16-7						
33	02/06	BOSTON	L	2-7	9-17-7						
34	02/08	@ Boston	L	1-3	9-18-7						
35	02/10	@ Montreal	L	1-2	9-19-7						
36	02/12	@ Toronto	W	2-1	10-19-7						

PLAYER	GP	G	A	PTS	PIM	PLAYER	GP	G	A	PTS	PIM
THOMPSON, PAUL	48	22	22	44	14	KENDALL, BILL	9	0	1	1	2
GOTTSELIG, JOHN	48	13	19	32	22	BURKE, MARTY	12	0	0	0	8
ROMNES, ELWYN	44	10	22	32	4	HANSON, OSCAR	8	0	0	0	0
MARCH, HAROLD	41	11	17	28	16	HEYLIGER, VIC	7	0	0	0	0
TRUDEL, LOUIS	42	6	16	22	15	JACKSON, HAROLD	3	0	0	0	0
SEIBERT, EARL	48	8	13	21	38	AHLIN, RUDY	1	0	0	0	0
DAHLSTROM, CARL	48	10	9	19	11	KARAKAS, MIKE	48	0	0	0	0
VOSS, CARL	33	3	8	11	0						
JENKINS, ROGER	36	1	8	9	26						
SHILL, JACK	20	4	3	7	8						
LEVINSKY, ALEX	48	3	2	5	18						
BRYDSON, GLENN	19	1	3	4	6						
PALANGIO, PETE	19	2	1	3	4						
MACKENZIE, BILL	36	1	2	3	20						
CONNELLY, BERT	15	1	2	3	4						
WIEBE, ART	43	0	2	2	24						
JOHNSON, VIRGIL	25	0	2	2	2						
NICHOLSON, HICKEY	2	1	0	1	0						

GOALIES	GP	W	L	T	MINS	GA	SO	AVG
KARAKAS, MIKE	48	14	25	9	2,980	139	1	2.80

TRADITION

RECORDS

PLAYOFFS

HISTORY

PLAYERS

HISTORY OF THE BLACKHAWKS

1938-39 CHICAGO BLACKHAWKS

12-28-8, 32 POINTS, 7TH NHL

GM	DATE	OPPONENT	RESULT	SCORE	RECORD	GM	DATE	OPPONENT	RESULT	SCORE	RECORD
1	11/03	NY AMERICANS	W	6-1	1-0-0	40	02/26	BOSTON	L	1-5	11-22-7
2	11/05	@ Toronto	W	2-0	2-0-0	41	03/02	@ NY Rangers	W	3-1	12-22-7
3	11/06	@ Montreal	W	3-2	3-0-0	42	03/04	@ Toronto	T	1-1 OT	12-22-8
4	11/13	MONTREAL	W	4-3	4-0-0	43	03/05	MONTREAL	L	1-2 OT	12-23-8
5	11/17	NY RANGERS	L	0-1	4-1-0	44	03/09	NY RANGERS	L	3-8	12-24-8
6	11/20	TORONTO	T	1-1 OT	4-1-1	45	03/12	NY AMERICANS	L	2-3	12-25-8
7	11/24	@ Detroit	L	2-4	4-2-1	46	03/14	@ Boston	L	2-4	12-26-8
8	11/26	@ NY Americans	L	4-6	4-3-1	47	03/16	@ Montreal	L	1-5	12-27-8
9	11/27	@ NY Rangers	W	1-0	5-3-1	48	03/19	@ Detroit	L	2-3	12-28-8
10	12/01	DETROIT	L	1-4	5-4-1						
11	12/04	BOSTON	L	0-5	5-5-1						
12	12/06	@ Boston	L	0-2	5-6-1						
13	12/10	@ Toronto	L	1-4	5-7-1						
14	12/11	NY AMERICANS	W	4-0	6-7-1						
15	12/15	TORONTO	T	4-4 OT	6-7-2						
16	12/18	NY RANGERS	W	5-0	7-7-2						
17	12/22	DETROIT	T	3-3 OT	7-7-3						
18	12/25	@ NY Americans	L	1-5	7-8-3						
19	12/27	@ Montreal	W	4-1	8-8-3						
20	12/29	@ Detroit	L	1-4	8-9-3						
21	01/01	MONTREAL	L	3-4 OT	8-10-3						
22	01/05	BOSTON	L	1-2	8-11-3						
23	01/08	TORONTO	W	1-0	9-11-3						
24	01/10	@ Boston	L	1-3	9-12-3						
25	01/12	@ NY Rangers	L	0-6	9-13-3						
26	01/14	@ Toronto	L	1-3	9-14-3						
27	01/15	NY RANGERS	T	1-1 OT	9-14-4						
28	01/22	NY AMERICANS	T	1-1 OT	9-14-5						
29	01/26	DETROIT	L	0-1	9-15-5						
30	01/29	MONTREAL	L	0-1	9-16-5						
31	01/31	@ NY Rangers	L	2-3	9-17-5						
32	02/02	@ Montreal	W	4-2	10-17-5						
33	02/05	BOSTON	L	0-3	10-18-5						
34	02/07	@ NY Americans	T	2-2 OT	10-18-6						
35	02/09	@ Detroit	W	4-2	11-18-6						
36	02/16	DETROIT	T	1-1 OT	11-18-7						
37	02/19	TORONTO	L	3-4 OT	11-19-7						
38	02/21	@ Boston	L	2-8	11-20-7						
39	02/23	@ NY Americans	L	1-3	11-21-7						

TRADITION

RECORDS

PLAYOFFS

HISTORY

PLAYERS

PLAYER	GP	G	A	PTS	PIM	PLAYER	GP	G	A	PTS	PIM
GOTTSELIG, JOHN	48	16	23	39	15	JENKINS, ROGER	16	1	1	2	2
DESILETS, JOFFRE	48	11	13	24	28	MACKENZIE, BILL	47	1	0	1	36
MARCH, HAROLD	46	10	11	21	29	DEMARCO, SR., AB	2	1	0	1	0
DAHLSTROM, CARL	48	6	14	20	2	KARAKAS, MIKE	48	0	0	0	2
THOMS, BILL	36	6	11	17	18						
ROBINSON, EARL	48	9	6	15	13						
THOMPSON, PAUL	33	5	10	15	33						
SEIBERT, EARL	48	4	11	15	57						
BLINCO, RUSSELL	48	3	12	15	2						
NORTHCOTT, LAWRENCE	46	5	7	12	9						
GRACIE, BOB	30	4	7	11	27						
COOPER, JOE	17	3	3	6	10						
SHILL, JACK	28	2	4	6	4						
LEVINSKY, ALEX	30	1	3	4	36						
MASON, CHARLIE	13	1	3	4	0						
ROMNES, ELMYRN	12	0	4	4	0						
WIEBE, ART	47	1	2	3	24						
BESLER, PHIL	17	1	2	3	14						

GOALIES	GP	W	L	T	MIN	GA	SO	AVG
KARAKAS, MIKE	48	12	28	8	2,998	130	5	2.61

HISTORY OF THE BLACKHAWKS

1939-40 CHICAGO BLACKHAWKS

23-19-6, 52 POINTS, 4TH NHL

GM	DATE	OPPONENT	RESULT	SCORE	RECORD	GM	DATE	OPPONENT	RESULT	SCORE	RECORD
1	11/02	DETROIT	W	3-2	1-0-0	38	02/18	@ NY Americans	T	1-1 OT	16-16-6
2	11/05	@ Montreal	L	2-8	1-1-0	39	02/22	MONTRÉAL	W	10-1	17-16-6
3	11/12	NY AMERICANS	W	2-1	2-1-0	40	02/25	BOSTON	W	3-1	18-16-6
4	11/14	@ Boston	L	1-3 OT	2-2-0	41	02/27	@ Boston	L	0-6	19-17-6
5	11/16	@ NY Rangers	W	3-2	3-2-0	42	02/29	@ NY Rangers	W	2-1	19-17-6
6	11/19	BOSTON	L	0-2	3-3-0	43	03/03	NY RANGERS	L	1-2	19-18-6
7	11/26	@ Detroit	W	4-2	4-3-0	44	03/07	@ Montreal	W	6-1	20-18-6
8	11/30	NY RANGERS	L	2-7	4-4-0	45	03/09	@ Toronto	L	2-5	20-19-6
9	12/02	@ Toronto	T	3-3 OT	4-4-1	46	03/10	TORONTO	W	2-1	21-19-6
10	12/03	TORONTO	L	1-3 OT	4-5-1	47	03/15	@ Detroit	W	4-3	22-19-6
11	12/07	NY AMERICANS	W	2-1	5-5-1	48	03/17	DETROIT	W	3-1	23-19-6
12	12/10	MONTRÉAL	W	3-2	6-5-1						
13	12/12	@ NY Americans	L	0-4	6-6-1						
14	12/17	BOSTON	L	2-4	6-7-1						
15	12/21	TORONTO	W	3-1	7-7-1						
16	12/23	@ NY Rangers	L	1-7	7-8-1						
17	12/25	@ Boston	L	3-6	7-9-1						
18	12/27	@ NY Americans	L	2-4 OT	7-10-1						
19	12/30	@ Toronto	L	2-4	7-11-1						
20	01/01	DETROIT	W	1-0	8-11-1						
21	01/04	TORONTO	W	2-1	9-11-1						
22	01/07	MONTRÉAL	L	1-2	9-12-1						
23	01/09	@ Montreal	W	2-0	10-12-1						
24	01/11	@ NY Rangers	L	3-5	10-13-1						
25	01/14	NY RANGERS	W	2-1	11-13-1						
26	01/21	NY AMERICANS	L	1-2	11-14-1						
27	01/25	BOSTON	T	2-2 OT	11-14-2						
28	01/26	@ Detroit	T	1-1 OT	11-14-3						
29	01/28	MONTRÉAL	W	8-1	12-14-3						
30	01/30	@ Boston	L	0-5	12-15-3						
31	02/01	@ NY Americans	L	2-5	12-16-3						
32	02/03	@ Toronto	W	3-2	13-16-3						
33	02/04	DETROIT	T	1-1 OT	13-16-4						
34	02/08	NY AMERICANS	W	3-2	14-16-4						
35	02/09	@ Detroit	W	3-0	15-16-4						
36	02/11	NY RANGERS	W	3-0	16-16-4						
37	02/15	@ Montreal	T	1-1 OT	16-16-5						

TRADITION

RECORDS

PLAYOFFS

HISTORY

PLAYERS

PLAYER	GP	G	A	PTS	PIM	PLAYER	GP	G	A	PTS	PIM
DAHLSTROM, CARL	45	11	19	30	15	MACKENZIE, BILL	19	0	1	1	14
MARCH, HAROLD	47	9	14	23	49	GOODMAN, PAUL	31	0	0	0	0
GOTTSSELIG, JOHN	39	8	15	23	7	KARAKAS, MIKE	17	0	0	0	0
ALLEN, GEORGE	48	10	12	22	26						
CARSE, BILL	48	10	12	22	10						
THOMS, BILL	48	9	13	22	4						
HERGESHEIMER, PHIL	42	9	11	20	6						
BENTLEY, DOUG	39	12	7	19	12						
CUNNINGHAM, LES	37	6	11	17	2						
DESILETS, JOFFRE	26	6	7	13	6						
COOPER, JOE	44	4	8	12	59						
CHAD, JOHN	22	8	3	11	11						
SEIBERT, EARL	37	3	7	10	35						
CARSE, BOB	22	3	5	8	11						
SMITH, DES	26	1	4	5	27						
PORTLAND, JACK	21	1	4	5	22						
DEMARCO, SR., AB	18	0	5	5	17						
WIEBE, ART	42	2	2	4	20						

GOALIES	GP	W	L	T	MINs	GA	SO	AVG
GOODMAN, PAUL	31	16	10	5	1,920	62	4	1.94
KARAKAS, MIKE	17	7	9	1	1,050	58	0	3.31

HISTORY OF THE BLACKHAWKS

1940-41 CHICAGO BLACKHAWKS

16-25-7, 39 POINTS, 5TH NHL

GM	DATE	OPPONENT	RESULT	SCORE	RECORD	GM	DATE	OPPONENT	RESULT	SCORE	RECORD
1	11/07	NY AMERICANS	L	0-1	0-1-0	40	02/22	@ Montreal	L	3-7	15-19-6
2	11/07	@ Montreal	W	3-1	1-1-0	41	02/23	@ NY Rangers	L	1-4	15-20-6
3	11/12	@ Boston	W	6-5	2-1-0	42	02/27	DETROIT	W	1-0	16-20-6
4	11/14	@ NY Americans	T	2-2 OT	2-1-1	43	03/02	BOSTON	L	3-4	16-21-6
5	11/17	MONTREAL	T	4-4 OT	2-1-2	44	03/04	@ Boston	L	2-3	16-22-6
6	11/21	BOSTON	L	0-2	2-2-2	45	03/09	NY AMERICANS	T	2-2 OT	16-22-7
7	11/23	@ Toronto	W	1-0	3-2-2	46	03/15	@ Detroit	L	2-3	16-23-7
8	11/24	TORONTO	L	2-4	3-3-2	47	03/15	@ Toronto	L	1-7	16-24-7
9	11/29	@ Detroit	L	1-3	3-4-2	48	03/16	TORONTO	L	0-3	16-25-7
10	12/01	NY RANGERS	W	4-1	4-4-2						
11	12/05	DETROIT	L	1-5	4-5-2						
12	12/08	BOSTON	W	3-2 OT	5-5-2						
13	12/12	@ NY Americans	T	2-2 OT	5-5-3						
14	12/14	@ Toronto	L	1-2	5-6-3						
15	12/15	TORONTO	L	1-4	5-7-3						
16	12/19	MONTREAL	W	2-0	6-7-3						
17	12/22	NY RANGERS	W	3-1 OT	7-7-3						
18	12/25	@ NY Rangers	T	3-3 OT	7-7-4						
19	12/26	@ Montreal	L	5-7	7-8-4						
20	12/29	@ Detroit	L	1-2	7-9-4						
21	01/01	DETROIT	L	1-4	7-10-4						
22	01/05	@ Boston	T	2-2 OT	7-10-5						
23	01/07	@ NY Rangers	W	3-2	8-10-5						
24	01/09	MONTREAL	W	3-1 OT	9-10-5						
25	01/12	DETROIT	W	2-1	10-10-5						
26	01/16	@ Montreal	L	1-5	10-11-5						
27	01/19	BOSTON	T	4-4 OT	10-11-6						
28	01/23	NY AMERICANS	W	3-1	11-11-6						
29	01/26	NY RANGERS	W	4-1	12-11-6						
30	01/28	@ Boston	L	2-3	12-12-6						
31	01/30	@ NY Americans	L	4-5	12-13-6						
32	02/01	@ Toronto	L	1-3	12-14-6						
33	02/02	TORONTO	W	4-1	13-14-6						
34	02/06	@ NY Rangers	L	2-6	13-15-6						
35	02/09	NY RANGERS	L	1-2	13-16-6						
36	02/13	MONTREAL	L	5-6	13-17-6						
37	02/14	@ Detroit	L	1-2	13-18-6						
38	02/16	NY AMERICANS	W	5-4 OT	14-18-6						
39	02/20	@ NY Americans	W	4-2	15-18-6						

TRADITION

RECORDS

PLAYOFFS

HISTORY

PLAYERS

PLAYER	GP	G	A	PTS	PIM	PLAYER	GP	G	A	PTS	PIM
THOMS, BILL	47	15	19	32	8	PORTLAND, JACK	5	0	0	0	4
ALLEN, GEORGE	45	14	17	31	22	GOODMAN, PAUL	21	0	0	0	0
BENTLEY, DOUG	47	8	20	28	12	LOPRESTI, SAM	27	0	0	0	0
DAHLSTROM, CARL	42	11	14	25	6						
CHAD, JOHN	45	7	18	25	16						
HERGESHEIMER, PHIL	48	8	16	24	9						
SEIBERT, EARL	46	3	17	20	52						
CARSE, BOB	43	10	8	18	9						
MARCH, HAROLD	44	8	9	17	16						
BENTLEY, MAX	36	7	10	17	6						
CARSE, BILL	32	4	13	17	12						
COOPER, JOE	45	5	5	10	76						
KELLY, REGIS	22	5	3	8	7						
WIEBE, ART	45	3	2	5	28						
GOTTSSELIG, JOHN	6	1	4	5	5						
MARIUCCI, JOHN	24	0	5	5	33						
PAPIKE, JOE	9	2	2	4	2						
MACKAY, DAVE	27	3	0	3	28						

GOALIES	GP	W	L	T	MIN	GA	SO	AVG
GOODMAN, PAUL	21	7	10	4	1,320	55	2	2.50
LOPRESTI, SAM	27	9	15	3	1,670	84	1	3.02

HISTORY OF THE BLACKHAWKS

1941-42 CHICAGO BLACKHAWKS

22-23-3, 47 POINTS, 4TH NHL

GM	DATE	OPPONENT	RESULT	SCORE	RECORD	GM	DATE	OPPONENT	RESULT	SCORE	RECORD
1	11/06	BROOKLYN	W	1-0	1-0-0	38	02/09	@ Detroit	L	1-6	20-15-3
2	11/08	@ Montreal	T	2-2 OT	1-0-1	39	02/11	@ Montreal	L	3-5	20-16-3
3	11/13	@ Brooklyn	W	2-1	2-0-1	40	02/22	@ NY Rangers	L	2-3	20-17-3
4	11/16	DETROIT	W	3-2	3-0-1	41	02/26	MONTREAL	W	5-4	21-17-3
5	11/20	BOSTON	W	3-2	4-0-1	42	02/28	@ Toronto	L	2-8	21-18-3
6	11/22	@ Toronto	L	0-3	4-1-1	43	03/01	TORONTO	L	3-4	21-19-3
7	11/23	TORONTO	W	3-2	5-1-1	44	03/05	@ Brooklyn	L	1-2	21-20-3
8	11/25	@ NY Rangers	L	4-5 OT	4-2-1	45	03/08	BROOKLYN	W	6-1	22-20-3
9	11/27	@ Detroit	L	1-4	4-3-1	46	03/10	@ Boston	L	1-9	22-21-3
10	11/30	NY RANGERS	L	1-5	5-4-1	47	03/15	NY RANGERS	L	1-5	22-22-3
11	12/04	MONTREAL	W	9-2	6-4-1	48	03/19	@ Detroit	L	4-6	22-23-3
12	12/07	BROOKLYN	W	5-4	7-4-1						
13	12/09	@ Boston	T	2-2 OT	7-4-2						
14	12/14	BOSTON	T	3-3 OT	7-4-3						
15	12/18	NY RANGERS	W	5-1	8-4-3						
16	12/20	@ Toronto	W	2-0	9-4-3						
17	12/21	TORONTO	L	0-3	9-5-3						
18	12/23	@ Brooklyn	L	3-4	9-6-3						
19	12/25	@ NY Rangers	L	3-4	9-7-3						
20	12/30	@ Montreal	L	3-5	9-8-3						
21	01/01	DETROIT	L	0-3	9-9-3						
22	01/06	@ Boston	L	2-3	9-10-3						
23	01/08	MONTREAL	W	5-1	10-10-3						
24	01/11	DETROIT	L	0-3	11-10-3						
25	01/15	@ Brooklyn	W	7-4	12-10-3						
26	01/17	@ Toronto	W	4-2	13-10-3						
27	01/18	BOSTON	L	3-4	13-11-3						
28	01/22	BROOKLYN	W	4-2	14-11-3						
29	01/25	TORONTO	W	6-4	15-11-3						
30	01/29	@ Detroit	L	0-2	15-12-3						
31	02/01	MONTREAL	L	2-3	15-13-3						
32	02/03	@ Boston	W	5-3 OT	16-13-3						
33	02/05	@ Montreal	W	4-3	17-13-3						
34	02/08	NY RANGERS	L	3-4	17-14-3						
35	02/10	@ NY Rangers	W	5-2	18-14-3						
36	02/12	DETROIT	W	4-2	19-14-3						
37	02/15	BOSTON	W	2-0	20-14-3						

PLAYER	GP	G	A	PTS	PIM	PLAYER	GP	G	A	PTS	PIM			
THOMS, BILL	48	15	30	45	8	TUTEN, AUDLEY	5	1	1	2	10			
MARCH, HAROLD	48	6	26	32	22	PAPIKE, JOE	9	1	0	1	0			
BENTLEY, MAX	39	13	17	30	2	PURPUR, CLIFF	8	0	0	0	0			
KALETA, ALEX	48	7	21	28	24	MITCHELL, RED	1	0	0	0	4			
HAMILL, RED	34	18	9	27	31	DICKIE, BILL	1	0	0	0	0			
CARSE, BILL	43	13	14	27	16	LOPRESTI, SAM	47	0	0	0	0			
DAHLSTROM, CARL	34	13	14	27	6									
BENTLEY, DOUG	38	12	14	26	11									
CARSE, BOB	33	7	16	23	10									
SEIBERT, EARL	46	7	14	21	52									
ALLEN, GEORGE	43	7	13	20	31									
COOPER, JOE	47	6	14	20	58									
MOSIENKO, BILL	12	6	8	14	4									
HERGESHEIMER, PHIL	23	3	11	14	2									
MARIUCCI, JOHN	47	5	8	13	64									
WEIBE, ART	44	2	4	6	20									
JOHNSTON, GEORGE	2	2	0	2	0	GOALIES	GP	W	L	T	MINS	GA	SO	AVG
STEWART, KEN	6	1	1	2	0	DICKIE, BILL	1	1	0	0	60	3	0	3.00
						LOPRESTI, SAM	47	21	23	3	2,860	152	3	3.18

TRADITION

RECORDS

PLAYOFFS

HISTORY

PLAYERS

HISTORY OF THE BLACKHAWKS

1942-43 CHICAGO BLACKHAWKS

17-18-15, 49 POINTS, 5TH NHL

GM	DATE	OPPONENT	RESULT	SCORE	RECORD	GM	DATE	OPPONENT	RESULT	SCORE	RECORD
1	11/05	BOSTON	W	5-1	1-0-0	40	02/21	TORONTO	W	5-0	15-14-11
2	11/08	@ Detroit	T	3-3 OT	1-0-1	41	02/23	@ Boston	W	7-5	16-14-11
3	11/10	@ NY Rangers	L	3-5 OT	1-1-1	42	02/25	@ NY Rangers	L	4-7	16-15-11
4	11/12	@ Montreal	L	2-5	1-2-1	43	02/27	@ Toronto	W	4-1	17-15-11
5	11/14	@ Toronto	W	4-3	2-2-1	44	02/28	BOSTON	T	4-4	17-15-12
6	11/15	TORONTO	W	5-4	3-2-1	45	03/06	@ Detroit	L	0-5	17-16-12
7	11/19	DETROIT	W	6-2	4-2-1	46	03/07	DETROIT	T	3-3	17-16-13
8	11/22	MONTREAL	T	3-3	4-2-2	47	03/11	MONTREAL	T	4-4	17-16-14
9	11/24	@ Boston	T	5-5	4-2-3	48	03/13	@ Montreal	T	6-6	17-16-15
10	11/26	NY RANGERS	L	1-2	4-3-3	49	03/14	@ NY Rangers	L	5-7	17-17-15
11	11/29	TORONTO	W	3-2	5-3-3	50	03/18	@ Detroit	L	5-6	17-18-15
12	12/03	NY RANGERS	W	3-1	6-3-3						
13	12/06	MONTREAL	W	5-2	7-3-3						
14	12/08	@ Boston	L	6-9	7-4-3						
15	12/10	@ Toronto	L	2-7	7-5-3						
16	12/13	TORONTO	W	5-2	8-5-3						
17	12/17	DETROIT	L	1-3	8-6-3						
18	12/20	BOSTON	T	4-4	8-6-4						
19	12/25	@ Montreal	T	2-2	8-6-5						
20	12/27	@ Detroit	L	1-6	8-7-5						
21	01/01	NY RANGERS	W	6-5	9-7-5						
22	01/03	@ NY Rangers	T	3-3	9-7-6						
23	01/10	DETROIT	W	2-1	10-7-6						
24	01/12	@ Boston	L	0-3	10-8-6						
25	01/14	@ Montreal	L	1-5	10-9-6						
26	01/16	@ Detroit	T	1-1	10-9-7						
27	01/17	DETROIT	T	2-2	10-9-8						
28	01/21	MONTREAL	T	4-4	10-9-9						
29	01/23	@ Toronto	L	3-5	10-10-9						
30	01/24	BOSTON	W	4-3	11-10-9						
31	01/28	NY RANGERS	W	10-1	12-10-9						
32	01/31	TORONTO	T	3-3	12-10-10						
33	02/02	@ Boston	L	3-5	12-11-10						
34	02/04	@ NY Rangers	T	1-1	12-11-11						
35	02/07	NY RANGERS	W	8-4	13-11-11						
36	02/11	@ Montreal	L	3-5	13-12-11						
37	02/13	@ Toronto	L	2-3	13-13-11						
38	02/14	BOSTON	W	3-2	14-13-11						
39	02/18	MONTREAL	L	4-5	14-14-11						

- TRADITION
- RECORDS
- PLAYOFFS
- HISTORY
- PLAYERS

PLAYER	GP	G	A	PTS	PIM	PLAYER	GP	G	A	PTS	PIM
BENTLEY, DOUG	50	33	40	73	18	MATTE, JOE	12	0	2	2	8
BENTLEY, MAX	47	26	44	70	2	CARBOL, LEO	6	0	1	1	4
HAMILL, RED	50	28	16	44	44	GARDINER, BERT	50	0	0	0	0
THOMS, BILL	46	15	28	43	11						
MARCH, HAROLD	50	7	29	36	46						
CARSE, BOB	46	10	22	32	6						
SEIBERT, EARL	44	5	27	32	48						
PURPUR, CLIFF	50	13	16	29	14						
DAHLSTROM, CARL	38	11	13	24	10						
ALLEN, GEORGE	47	10	14	24	26						
JOHNSTON, GEORGE	30	10	7	17	0						
TUTEN, AUDLEY	34	3	7	10	38						
GOTTSLEIG, JOHN	10	2	6	8	22						
WIEBE, ART	33	1	7	8	25						
HERGESHEIMER, PHIL	9	1	3	4	0						
BENTLEY, REG	11	1	2	3	2						
MOSIENKO, BILL	2	2	0	2	0						
MITCHELL, RED	42	1	1	2	47						

GOALIES	GP	W	L	T	MIN	GA	SO	AVG
GARDINER, BERT	50	17	18	15	3,020	180	1	3.58

HISTORY OF THE BLACKHAWKS

1943-44 CHICAGO BLACKHAWKS

22-23-5, 49 POINTS, 4TH NHL

GM	DATE	OPPONENT	RESULT	SCORE	RECORD	GM	DATE	OPPONENT	RESULT	SCORE	RECORD
1	10/31	TORONTO	L	1-4	0-1-0	38	02/20	TORONTO	T	0-0	16-18-4
2	11/04	MONTREAL	L	3-5	0-2-0	39	02/22	@ NY Rangers	W	8-4	17-18-4
3	11/06	@ NY Rangers	W	4-3	1-2-0	40	02/26	@ Toronto	W	3-2	18-18-4
4	11/07	@ Montreal	L	1-5	1-3-0	41	02/27	NY RANGERS	W	4-2	19-18-4
5	11/11	BOSTON	W	6-4	2-3-0	42	03/02	BOSTON	W	4-2	20-18-4
6	11/13	@ Toronto	W	4-1	3-3-0	43	03/04	@ Detroit	L	2-6	20-19-4
7	11/14	NY RANGERS	W	10-5	4-3-0	44	03/05	DETROIT	W	6-1	21-19-4
8	11/18	BOSTON	W	7-3	5-3-0	45	03/09	MONTREAL	L	2-3	21-20-4
9	11/21	@ Detroit	L	2-5	5-4-0	46	03/12	NY RANGERS	T	4-4	21-20-5
10	11/25	DETROIT	W	4-3	6-4-0	47	03/14	@ Boston	L	4-6	21-21-5
11	11/28	BOSTON	W	5-4	7-4-0	48	03/16	@ Montreal	L	2-3	21-22-5
12	11/30	@ Boston	L	5-6	7-5-0	49	03/18	@ Detroit	L	3-6	21-23-5
13	12/02	@ Montreal	L	2-6	7-6-0	50	03/19	DETROIT	W	2-0	22-23-5
14	12/05	NY RANGERS	W	7-6	8-6-0						
15	12/12	TORONTO	W	3-2	9-6-0						
16	12/14	@ Boston	L	3-4	9-7-0						
17	12/18	@ Toronto	L	4-8	9-8-0						
18	12/19	TORONTO	L	2-5	9-9-0						
19	12/22	DETROIT	W	7-1	10-9-0						
20	12/25	@ Montreal	L	1-5	10-10-0						
21	12/26	@ NY Rangers	L	6-7	10-11-0						
22	01/01	MONTREAL	L	0-4	10-12-0						
23	01/04	@ Boston	L	4-6	10-13-0						
24	01/06	@ Toronto	L	1-6	10-14-0						
25	01/09	@ Detroit	L	2-4	10-15-0						
26	01/13	@ NY Rangers	W	5-2	11-15-0						
27	01/16	MONTREAL	T	1-1	11-15-1						
28	01/20	@ Detroit	L	3-4	11-16-1						
29	01/23	TORONTO	W	5-3	12-16-1						
30	01/27	NY RANGERS	W	6-4	13-16-1						
31	01/29	@ Toronto	W	4-3	14-16-1						
32	01/30	DETROIT	W	3-2	15-16-1						
33	02/01	@ Boston	W	2-0	16-16-1						
34	02/05	@ Montreal	L	1-6	16-17-1						
35	02/06	@ NY Rangers	T	4-4	16-17-2						
36	02/10	BOSTON	L	4-5	16-18-2						
37	02/15	MONTREAL	T	2-2	16-18-3						

PLAYER	GP	G	A	PTS	PIM	PLAYER	GP	G	A	PTS	PIM
BENTLEY, DOUG	50	38	39	77	22	BUTTREY, GORDON	10	0	0	0	0
SMITH, CLINT	50	23	49	72	4	FARRANT, WALT	1	0	0	0	0
MOSIENKO, BILL	50	32	38	70	10	HARMS, JOHN	1	0	0	0	0
DAHLSTROM, CARL	50	20	22	42	8	KARAKAS, MIKE	26	0	0	0	0
ALLEN, GEORGE	45	17	24	41	38	HIGHTON, HEC	24	0	0	0	0
MARCH, HAROLD	48	10	27	37	16						
SEIBERT, EARL	50	8	25	33	40						
GOTTSLEIG, JOHN	46	8	15	23	6						
PURPUR, CLIFF	40	9	10	19	13						
JOHNSON, VIRGIL	49	1	8	9	23						
THOMS, BILL	7	3	5	8	2						
WIEBE, ART	23	2	4	6	2						
HEYLIGER, VIC	26	2	3	5	2						
CAMPBELL, DON	17	1	3	4	6						
TOUPIN, JACQUES	8	1	2	3	0						
DYER, JACK	27	1	0	1	31						
COOPER, JOE	13	1	0	1	17						
GRIGOR, GEORGE	2	1	0	1	0						

GOALIES	GP	W	L	T	MIN	GA	SO	AVG
KARAKAS, MIKE	26	12	9	5	1,560	79	3	3.04
HIGHTON, HEC	24	10	14	0	1,440	108	0	4.50

TRADITION

RECORDS

PLAYOFFS

HISTORY

PLAYERS

HISTORY OF THE BLACKHAWKS

1944-45 CHICAGO BLACKHAWKS

13-30-7, 33 POINTS, 5TH NHL

GM	DATE	OPPONENT	RESULT	SCORE	RECORD	GM	DATE	OPPONENT	RESULT	SCORE	RECORD
1	10/29	TORONTO	L	5-11	0-1-0	40	02/21	BOSTON	W	5-0	9-25-6
2	11/01	NY RANGERS	W	8-3	1-1-0	41	02/24	@ Detroit	L	2-4	9-26-6
3	11/05	BOSTON	L	3-6	1-2-0	42	02/25	DETROIT	L	1-3	9-27-6
4	11/09	@ Montreal	L	2-9	1-3-0	43	02/27	@ Toronto	T	3-3	9-27-7
5	11/12	MONTREAL	L	2-4	1-4-0	44	03/01	@ NY Rangers	W	5-3	10-27-7
6	11/14	@ Boston	L	5-7	1-5-0	45	03/04	MONTREAL	W	6-4	11-27-7
7	11/18	@ Toronto	L	4-5	1-6-0	46	03/07	NY RANGERS	W	6-3	12-27-7
8	11/19	TORONTO	L	3-4	1-7-0	47	03/11	@ Boston	L	2-7	12-28-7
9	11/23	NY RANGERS	T	4-4	1-7-1	48	03/15	BOSTON	L	3-5	12-29-7
10	11/25	@ Detroit	L	4-7	1-8-1	49	03/17	@ Montreal	L	3-4	12-30-7
11	11/26	DETROIT	W	6-5	2-8-1	50	03/18	@ Detroit	W	5-3	13-30-7
12	11/30	BOSTON	L	2-7	2-9-1						
13	12/03	MONTREAL	L	1-2	2-10-1						
14	12/10	@ NY Rangers	T	1-1	2-10-2						
15	12/17	DETROIT	W	2-1	3-10-2						
16	12/20	NY RANGERS	L	1-3	3-11-2						
17	12/25	@ Montreal	L	1-2	3-12-2						
18	12/24	@ NY Rangers	T	3-3	3-12-3						
19	12/28	@ Boston	L	1-2	3-13-3						
20	12/30	@ Toronto	L	0-4	3-14-3						
21	12/31	@ Detroit	L	2-6	3-15-3						
22	01/01	DETROIT	L	2-4	3-16-3						
23	01/06	@ Montreal	L	1-10	3-17-3						
24	01/07	@ NY Rangers	T	0-0	3-17-4						
25	01/14	BOSTON	W	4-1	4-17-4						
26	01/17	MONTREAL	L	2-4	4-18-4						
27	01/20	@ Toronto	L	4-8	4-19-4						
28	01/21	TORONTO	W	4-0	5-19-4						
29	01/24	NY RANGERS	L	3-4	5-20-4						
30	01/27	@ Detroit	L	1-5	5-21-4						
31	01/28	DETROIT	L	2-4	5-22-4						
32	01/30	@ Boston	W	5-3	6-22-4						
33	02/01	@ Montreal	T	1-1	6-22-5						
34	02/04	TORONTO	L	3-4	6-23-5						
35	02/10	@ Toronto	W	2-1	7-23-5						
36	02/11	TORONTO	W	2-1	8-23-5						
37	02/13	@ Boston	L	2-3	8-24-5						
38	02/15	@ NY Rangers	L	2-6	8-25-5						
39	02/18	MONTREAL	T	0-0	8-25-6						

- TRADITION
- RECORDS
- PLAYOFFS
- HISTORY
- PLAYERS

PLAYER	GP	G	A	PTS	PIM	PLAYER	GP	G	A	PTS	PIM
MOSENIKO, BILL	50	28	26	54	0	KARAKAS, MIKE	48	0	1	1	0
SMITH, CLINT	50	23	31	54	0	JOHNSON, VIRGIL	2	0	1	1	2
HORECK, PETE	50	20	16	36	44	PAPIKE, JOE	2	0	1	1	2
COOPER, JOE	50	4	17	21	50	SIMON, CULLY	28	0	0	0	14
DAHLSTROM, CARL	40	6	13	19	0	BRETTO, JOE	3	0	0	0	4
MCDONALD, BYRON	26	6	13	19	0	GOTTSELIG, JOHN	1	0	0	0	0
GROSSO, DON	22	9	6	15	4	ZOBOROSKY, MARTY	1	0	0	0	2
SEIBERT, EARL	22	7	8	15	13	STEVENSON, DOUG	2	0	0	0	0
BRAYSHAW, RUSS	43	5	9	14	24						
HARMS, JOHN	43	5	5	10	21						
MARCH, HAROLD	38	5	5	10	12						
FRASER, HARVEY	21	5	4	9	0						
PURPUR, CLIFF	21	2	7	9	11						
CHECK, LUDE	26	6	2	8	4						
THOMS, BILL	21	2	6	8	8						
MITCHELL, RED	40	3	4	7	16						
FIELD, WILFRED	37	3	4	7	20						
RAMSAY, LES	11	2	2	4	2						

GOALIES	GP	W	L	T	MIN	GA	SO	AVG
KARAKAS, MIKE	48	12	29	7	2,880	187	4	3.90
STEVENSON, DOUG	2	1	1	0	120	7	0	3.50

HISTORY OF THE BLACKHAWKS

1945-46 CHICAGO BLACKHAWKS

23-20-7, 53 POINTS, 3RD NHL

GM	DATE	OPPONENT	RESULT	SCORE	RECORD	GM	DATE	OPPONENT	RESULT	SCORE	RECORD
1	10/24	@ Boston	W	5-4	1-0-0	38	02/13	MONTREAL	L	1-5	20-14-4
2	10/27	@ Montreal	L	4-8	1-1-0	39	02/16	@ Detroit	T	3-3	20-14-5
3	10/31	NY RANGERS	W	5-1	2-1-0	40	02/17	DETROIT	T	2-2	20-14-6
4	11/04	TORONTO	W	7-4	3-1-0	41	02/20	BOSTON	W	4-3	21-14-6
5	11/08	@ NY Rangers	W	5-4	4-1-0	42	02/24	NY RANGERS	T	2-2	21-14-7
6	11/10	@ Toronto	L	2-3	4-2-0	43	03/02	@ Toronto	L	4-9	21-15-7
7	11/11	TORONTO	W	5-3	5-2-0	44	03/05	BOSTON	W	5-3	22-15-7
8	11/15	@ Detroit	L	2-5	5-3-0	45	03/06	TORONTO	L	2-5	22-16-7
9	11/18	DETROIT	L	3-5	5-4-0	46	03/10	MONTREAL	L	1-3	22-17-7
10	11/22	NY RANGERS	T	3-3	5-4-1	47	03/13	TORONTO	W	9-4	23-17-7
11	11/25	MONTREAL	W	5-1	6-4-1	48	03/14	@ Detroit	L	3-7	23-18-7
12	12/01	@ Toronto	W	8-2	7-4-1	49	03/16	@ Montreal	L	3-6	23-19-7
13	12/02	TORONTO	L	3-5	7-5-1	50	03/17	@ Boston	L	3-5	23-20-7
14	12/05	@ Boston	L	3-6	7-6-1						
15	12/09	BOSTON	W	8-3	8-6-1						
16	12/13	@ NY Rangers	W	7-4	9-6-1						
17	12/16	DETROIT	W	6-4	10-6-1						
18	12/19	MONTREAL	T	4-4	10-6-2						
19	12/22	@ Detroit	W	6-4	11-6-2						
20	12/23	DETROIT	T	4-4	11-6-3						
21	12/29	@ Montreal	W	5-4	12-6-3						
22	12/30	@ NY Rangers	L	2-3	12-7-3						
23	01/01	TORONTO	W	3-1	13-7-3						
24	01/05	@ Toronto	W	3-0	14-7-3						
25	01/06	@ Detroit	L	2-3	14-8-3						
26	01/12	@ Boston	L	3-4	14-9-3						
27	01/13	@ NY Rangers	L	2-3	14-10-3						
28	01/16	@ Montreal	W	2-1	15-10-3						
29	01/20	NY RANGERS	W	9-1	16-10-3						
30	01/23	MONTREAL	W	7-2	17-10-3						
31	01/26	@ Toronto	L	5-6	17-11-3						
32	01/27	BOSTON	W	3-1	18-11-3						
33	01/30	@ Boston	L	3-4	18-12-3						
34	02/03	BOSTON	W	3-1	19-12-3						
35	02/06	NY RANGERS	W	6-2	20-12-3						
36	02/09	@ Montreal	L	2-6	20-13-3						
37	02/10	@ NY Rangers	T	2-2	20-13-4						

PLAYER	GP	G	A	PTS	PIM	PLAYER	GP	G	A	PTS	PIM			
BENTLEY, MAX	47	31	30	61	6	REISE, JR., LEO	6	0	0	0	6			
SMITH, CLINT	50	26	24	50	2	KARAKAS, MIKE	48	0	0	0	5			
MOSIENKO, BILL	40	18	30	48	12	STEVENSON, DOUG	2	0	0	0	0			
KALETA, ALEX	49	19	27	46	17									
HORECK, PETE	50	20	21	41	34									
BENTLEY, DOUG	36	19	21	40	16									
HAMILL, RED	48	20	17	37	23									
GEE, GEORGE	35	14	15	29	12									
ALLEN, GEORGE	44	11	15	26	16									
GROSSO, DON	46	7	10	17	17									
WARES, EDDIE	46	4	11	15	34									
MARIUCCI, JOHN	50	3	8	11	58									
JOHNSTON, GEORGE	16	5	4	9	2									
COOPER, JOE	50	2	7	9	46									
HAMILTON, REG	48	1	7	8	31	GOALIES	GP	W	L	T	MINS	GA	SO	AVG
CHAD, JOHN	13	0	1	1	2	KARAKAS, MIKE	48	22	19	7	2,880	166	1	3.46
						STEVENSON, DOUG	2	1	1	0	120	12	0	6.00

TRADITION

RECORDS

PLAYOFFS

HISTORY

PLAYERS

HISTORY OF THE BLACKHAWKS

1946-47 CHICAGO BLACKHAWKS

19-37-4, 42 POINTS, 6TH NHL

GM	DATE	OPPONENT	RESULT	SCORE	RECORD	GM	DATE	OPPONENT	RESULT	SCORE	RECORD
1	10/20	@ Boston	T	2-2	0-0-1	40	02/02	BOSTON	W	3-1	13-24-3
2	10/23	@ Detroit	W	6-5	1-0-1	41	02/05	NY RANGERS	L	2-3	13-25-3
3	10/26	@ Toronto	L	1-2	1-1-1	42	02/09	BOSTON	W	6-4	14-25-3
4	10/30	TORONTO	L	2-5	1-2-1	43	02/12	MONTREAL	T	1-1	14-25-4
5	11/05	BOSTON	W	5-3	2-2-1	44	02/15	@ Detroit	L	1-5	14-26-4
6	11/06	NY RANGERS	W	6-2	3-2-1	45	02/16	DETROIT	W	3-2	15-26-4
7	11/07	@ Montreal	L	3-4	3-3-1	46	02/19	TORONTO	W	5-3	16-26-4
8	11/10	TORONTO	L	2-4	3-4-1	47	02/23	BOSTON	L	4-9	16-27-4
9	11/16	@ NY Rangers	W	6-2	4-4-1	48	02/26	@ NY Rangers	W	9-7	17-27-4
10	11/17	@ Detroit	L	2-5	4-5-1	49	02/27	@ Montreal	L	5-6	17-28-4
11	11/20	DETROIT	L	6-8	4-6-1	50	03/02	DETROIT	L	1-3	17-29-4
12	11/24	NY RANGERS	L	1-5	4-7-1	51	03/03	@ NY Rangers	W	9-4	18-29-4
13	11/27	TORONTO	W	5-2	5-7-1	52	03/05	NY RANGERS	L	1-3	18-30-4
14	11/30	@ Toronto	L	0-11	5-8-1	53	03/08	@ Toronto	L	4-12	18-31-4
15	12/01	NY RANGERS	L	1-2	5-9-1	54	03/09	MONTREAL	L	1-4	18-32-4
16	12/05	@ Montreal	L	1-4	5-10-1	55	03/12	BOSTON	L	3-8	19-33-4
17	12/04	DETROIT	T	0-0	5-10-2	56	03/15	@ Detroit	L	3-8	19-34-4
18	12/08	MONTREAL	L	3-5	5-11-2	57	03/16	DETROIT	L	6-10	19-35-4
19	12/11	@ Boston	L	1-4	5-12-2	58	03/19	@ Boston	L	3-7	19-36-4
20	12/15	TORONTO	L	3-4	5-13-2	59	03/22	@ Montreal	W	5-4	19-36-4
21	12/18	DETROIT	W	5-2	6-13-2	60	03/23	@ NY Rangers	L	3-4	19-37-4
22	12/21	@ Toronto	L	1-3	6-14-2						
23	12/22	BOSTON	W	5-1	7-14-2						
24	12/25	@ Boston	W	5-3	8-14-2						
25	12/28	@ Montreal	L	2-8	8-15-2						
26	01/01	MONTREAL	L	2-5	8-16-2						
27	01/05	@ NY Rangers	L	0-9	8-17-2						
28	01/08	@ Toronto	L	4-10	8-18-2						
29	01/09	@ Detroit	W	6-4	9-18-2						
30	01/11	@ Montreal	W	2-1	10-18-2						
31	01/12	MONTREAL	W	3-1	11-18-2						
32	01/15	@ Boston	L	3-6	11-19-2						
33	01/18	@ Boston	L	1-3	11-20-2						
34	01/19	@ NY Rangers	L	3-5	11-21-2						
35	01/22	NY RANGERS	L	2-4	11-22-2						
36	01/23	@ Detroit	L	2-8	11-23-2						
37	01/26	TORONTO	T	6-6	11-23-3						
38	01/28	MONTREAL	L	2-4	11-24-3						
39	02/01	@ Toronto	W	5-4	12-24-3						

- TRADITION
- RECORDS
- PLAYOFFS
- HISTORY
- PLAYERS

PLAYER	GP	G	A	PTS	PIM	PLAYER	GP	G	A	PTS	PIM
BENTLEY, MAX	60	29	45	72	12	FOWLER, TOM	24	0	1	1	18
BENTLEY, DOUG	52	21	34	55	18	DICK, HARRY	12	0	1	1	12
MOSIENKO, BILL	59	25	27	52	2	REISE, JR., LEO	17	0	0	0	13
KALETA, ALEX	57	24	20	44	37	BIBEAULT, PAUL	41	0	0	0	2
HAMILL, RED	60	21	19	40	12	FRANCIS, EMILE	19	0	0	0	0
GEE, GEORGE	60	20	20	40	26						
BROWN, ADAM	42	11	25	36	57						
SMITH, CLINT	52	9	17	26	6						
GADSBY, BILL	48	8	10	18	31						
WARES, EDDIE	60	4	7	11	21						
MARIUCCI, JOHN	52	2	9	11	110						
HORECK, PETE	18	4	6	10	12						
ASHWORTH, FRANK	18	5	4	9	2						
NATRASS, RALPH	35	4	5	9	34						
JACKSON, JACK	48	2	5	7	38						
JOHNSTON, GEORGE	10	3	1	4	0						
BLADE, HANK	18	1	3	4	2						
HAMILTON, REG	10	0	3	3	2						

GOALIES	GP	W	L	T	MIN	GA	SO	AVG
BIBEAULT, PAUL	41	13	25	3	2,460	170	1	4.15
FRANCIS, EMILE	19	6	12	1	1,140	104	0	5.47

HISTORY OF THE BLACKHAWKS

1947-48 CHICAGO BLACKHAWKS

20-34-6, 46 POINTS, 6TH NHL

GM	DATE	OPPONENT	RESULT	SCORE	RECORD	GM	DATE	OPPONENT	RESULT	SCORE	RECORD
1	10/15	@ Detroit	L	2-4	0-1-0	38	01/24	@ Toronto	L	1-2	11-25-2
2	10/18	@ Montreal	L	2-4	0-2-0	39	01/25	TORONTO	T	4-4	11-25-3
3	10/25	@ Toronto	L	1-5	0-3-0	40	01/28	NY RANGERS	L	2-3	11-26-3
4	10/26	@ Boston	L	2-3	0-4-0	41	01/31	@ Boston	W	7-4	12-26-3
5	10/29	DETROIT	L	2-5	0-5-0	42	02/01	@ NY Rangers	T	2-2	12-26-4
6	11/02	MONTREAL	L	2-4	0-6-0	43	02/03	DETROIT	L	1-4	12-27-4
7	11/05	BOSTON	L	1-2	0-7-0	44	02/05	@ Montreal	W	7-2	15-27-4
8	11/09	NY RANGERS	W	8-5	1-7-0	45	02/08	NY RANGERS	T	2-2	15-27-5
9	11/12	@ Toronto	W	5-4	2-7-0	46	02/11	@ Boston	W	3-0	14-27-5
10	11/13	@ Montreal	L	2-5	2-8-0	47	02/15	MONTREAL	W	2-1	15-27-5
11	11/15	@ NY Rangers	W	5-3	3-8-0	48	02/18	BOSTON	L	2-4	15-28-5
12	11/16	TORONTO	L	4-5	3-9-0	49	02/22	TORONTO	L	2-3	15-29-5
13	11/19	MONTREAL	T	2-2	3-9-1	50	02/25	@ NY Rangers	W	7-4	16-29-5
14	11/22	@ Detroit	L	5-8	3-10-1	51	02/28	@ Toronto	L	3-4	16-30-5
15	11/23	DETROIT	L	3-9	3-11-1	52	02/29	BOSTON	W	5-1	17-30-5
16	11/26	BOSTON	W	5-3	4-11-1	53	03/03	@ Boston	T	4-4	17-30-6
17	11/30	NY RANGERS	L	2-6	4-12-1	54	03/07	MONTREAL	W	9-3	18-30-6
18	12/03	@ Boston	T	4-4	4-12-2	55	03/09	DETROIT	W	4-1	19-30-6
19	12/06	@ Toronto	L	5-12	4-13-2	56	03/10	@ Detroit	L	2-7	19-31-6
20	12/07	TORONTO	L	2-3	4-14-2	57	03/14	TORONTO	L	0-3	19-32-6
21	12/10	BOSTON	W	6-5	5-14-2	58	03/17	NY RANGERS	L	2-5	19-33-6
22	12/13	@ Detroit	L	3-4	5-15-2	59	03/20	@ Montreal	L	4-7	19-34-6
23	12/14	MONTREAL	L	3-4	5-16-2	60	03/21	@ NY Rangers	W	4-3	20-34-6
24	12/17	DETROIT	L	1-7	5-17-2						
25	12/21	TORONTO	L	1-3	5-18-2						
26	12/23	NY RANGERS	W	7-1	6-18-2						
27	12/25	@ Boston	W	6-1	7-18-2						
28	12/27	@ Montreal	L	1-3	7-19-2						
29	12/31	@ Detroit	L	0-4	7-20-2						
30	01/01	DETROIT	L	1-4	7-21-2						
31	01/04	@ NY Rangers	W	4-1	8-21-2						
32	01/10	@ Toronto	L	4-6	8-22-2						
33	01/11	BOSTON	W	4-1	9-22-2						
34	01/14	@ NY Rangers	L	2-4	9-23-2						
35	01/17	@ Montreal	L	1-3	9-24-2						
36	01/18	@ Detroit	W	5-4	10-24-2						
37	01/21	MONTREAL	W	3-1	11-24-2						

PLAYER	GP	G	A	PTS	PIM	PLAYER	GP	G	A	PTS	PIM
BENTLEY, DOUG	60	20	37	57	16	BLADE, HANK	6	1	0	1	0
STEWART, GAYE	54	26	29	55	74	THOMAS, CY	6	1	0	1	8
POILE, BUD	54	23	29	52	17	BALDWIN, DOUG	5	0	0	0	2
CONACHER, ROY	52	22	27	49	4	MICHALUK, ART	5	0	0	0	0
GEE, GEORGE	60	14	25	39	18	FRANCIS, EMILE	54	0	0	0	6
BODNAR, GUS	46	13	22	35	23	JACKSON, DOUG	6	0	0	0	0
KALETA, ALEX	52	10	16	26	40						
MOSIENKO, BILL	40	16	9	25	0						
HAMILL, RED	60	11	13	24	18						
DICKENS, ERNIE	54	5	15	20	30						
PRYSTAL, METRO	54	7	11	18	25						
BROWN, ADAM	32	7	10	17	41						
NATRASS, RALPH	60	5	12	17	79						
GADSBY, BILL	60	6	10	16	66						
GOLDHAM, BOB	38	2	9	11	38						
BENTLEY, MAX	6	3	3	6	4						
MARIUCCI, JOHN	51	1	4	5	63						
BUTLER, DICK	7	2	0	2	0						

GOALIES	GP	W	L	T	MINS	GA	SO	AVG
FRANCIS, EMILE	54	19	30	5	3,240	183	1	3.39
JACKSON, DOUG	6	1	4	1	360	42	0	7.00

TRADITION

RECORDS

PLAYOFFS

HISTORY

PLAYERS

HISTORY OF THE BLACKHAWKS

1948-49 CHICAGO BLACKHAWKS

21-31-8, 50 POINTS, 5TH NHL

GM	DATE	OPPONENT	RESULT	SCORE	RECORD	GM	DATE	OPPONENT	RESULT	SCORE	RECORD
1	10/15	@ Detroit	L	1-3	0-1-0	44	02/06	NY RANGERS	L	0-2	16-25-5
2	10/16	@ Montreal	L	2-8	0-2-0	45	02/09	@ Boston	L	3-5	16-24-5
3	10/20	@ Boston	L	3-8	0-3-0	46	02/10	@ NY Rangers	W	3-1	17-24-5
4	10/23	@ Toronto	L	1-6	0-4-0	47	02/13	MONTREAL	W	4-3	18-24-5
5	10/28	BOSTON	L	1-5	0-5-0	48	02/16	BOSTON	W	5-1	19-24-5
6	10/31	TORONTO	W	2-1	1-5-0	49	02/20	TORONTO	L	3-4	19-25-5
7	11/07	NY RANGERS	W	4-2	2-5-0	50	02/24	MONTREAL	L	1-3	19-26-5
8	11/10	@ NY Rangers	L	3-4	2-6-0	51	02/26	@ Toronto	T	2-2	19-26-6
9	11/11	@ Montreal	L	1-4	2-7-0	52	02/27	BOSTON	T	2-2	19-26-7
10	11/13	@ Toronto	W	6-3	3-7-0	53	03/02	NY RANGERS	W	5-2	20-26-7
11	11/14	DETROIT	L	1-3	3-8-0	54	03/05	@ Detroit	L	5-6	20-27-7
12	11/17	MONTREAL	W	4-3	4-8-0	55	03/06	DETROIT	L	2-6	20-28-7
13	11/21	TORONTO	T	3-3	4-8-1	56	03/09	MONTREAL	T	2-2	20-28-8
14	11/25	NY RANGERS	W	6-4	5-8-1	57	03/13	TORONTO	L	1-3	20-29-8
15	11/27	@ Detroit	W	5-3	6-8-1	58	03/16	@ Boston	W	4-3	21-29-8
16	11/28	DETROIT	L	6-9	6-9-1	59	03/19	@ Montreal	L	1-5	21-30-8
17	11/30	@ NY Rangers	W	4-2	7-9-1	60	03/20	@ NY Rangers	L	1-5	21-31-8
18	12/01	@ Boston	L	1-5	7-10-1						
19	12/04	@ Toronto	W	6-4	8-10-1						
20	12/05	TORONTO	L	0-2	8-11-1						
21	12/08	BOSTON	W	4-3	9-11-1						
22	12/11	@ Montreal	W	5-2	10-11-1						
23	12/12	MONTREAL	T	4-4	10-11-2						
24	12/15	DETROIT	W	5-1	11-11-2						
25	12/19	BOSTON	W	7-2	12-11-2						
26	12/23	NY RANGERS	L	2-3	12-12-2						
27	12/25	@ Boston	L	1-2	12-13-2						
28	12/26	@ NY Rangers	W	2-1	13-13-2						
29	01/01	DETROIT	W	5-3	14-13-2						
30	01/02	@ Detroit	L	3-5	14-14-2						
31	01/05	@ NY Rangers	L	1-3	14-15-2						
32	01/06	@ Montreal	L	2-7	14-16-2						
33	01/08	@ Toronto	T	3-3	14-16-3						
34	01/09	BOSTON	W	4-2	15-16-3						
35	01/15	@ Montreal	L	1-7	15-17-3						
36	01/16	@ Boston	L	1-3	15-18-3						
37	01/19	@ Detroit	L	1-2	15-19-3						
38	01/23	NY RANGERS	T	2-2	15-19-4						
39	01/26	MONTREAL	L	2-3	15-20-4						
40	01/29	@ Toronto	T	4-4	15-20-5						
41	01/30	TORONTO	W	4-2	16-20-5						
42	02/02	@ Detroit	L	4-6	16-21-5						
43	02/03	DETROIT	L	2-4	16-22-5						

- TRADITION
- RECORDS
- PLAYOFFS
- HISTORY
- PLAYERS

PLAYER	GP	G	A	PTS	PIM	PLAYER	GP	G	A	PTS	PIM
CONACHER, ROY	60	26	42	68	8	GEE, GEORGE	4	0	2	2	4
BENTLEY, DOUG	58	23	43	66	38	POILE, BUD	4	0	0	0	2
CONACHER, JIM	55	25	23	48	41	HENRY, JIM	60	0	0	0	0
BODNAR, GUS	59	19	26	45	14						
MOSIENKO, BILL	60	17	25	42	6						
STEWART, GAYE	54	20	18	38	57						
GUIDOLIN, BEP	56	4	17	21	116						
BROWN, ADAM	58	8	12	20	69						
CRYSTAL, METRO	59	12	7	19	19						
NATRASS, RALPH	60	4	10	14	99						
GADSPY, BILL	50	3	10	13	85						
HAMILL, RED	57	8	4	12	16						
GOLDHAM, BOB	60	1	10	11	43						
DICKENS, ERNIE	59	2	3	5	14						
MCCAIG, DOUG	55	1	3	4	60						
OLMSTEAD, BERT	9	0	2	2	4						

GOALIES	GP	W	L	T	MIN	GA	SO	AVG
HENRY, JIM	60	21	31	8	3,600	211	0	3.52

HISTORY OF THE BLACKHAWKS

1949-50 CHICAGO BLACKHAWKS

22-38-10, 54 POINTS, 6TH NHL

GM	DATE	OPPONENT	RESULT	SCORE	RECORD	GM	DATE	OPPONENT	RESULT	SCORE	RECORD
1	10/15	@ Montreal	L	0-4	0-1-0	44	01/26	BOSTON	W	5-1	14-22-8
2	10/15	@ Toronto	T	4-4	0-1-1	45	01/28	@ Toronto	L	1-9	14-23-8
3	10/19	@ Boston	L	4-7	0-2-1	46	01/29	TORONTO	L	0-4	14-24-8
4	10/23	@ Detroit	T	3-3	0-2-2	47	02/01	TORONTO	W	3-0	15-24-8
5	10/25	NY RANGERS	L	1-2	0-3-2	48	02/04	@ Montreal	W	6-2	16-24-8
6	10/27	DETROIT	L	1-3	0-4-2	49	02/05	MONTREAL	L	3-4	16-25-8
7	10/29	@ NY Rangers	W	2-0	1-4-2	50	02/08	@ Detroit	L	2-9	16-26-8
8	10/30	BOSTON	W	10-4	2-4-2	51	02/09	NY RANGERS	L	3-5	16-27-8
9	11/02	MONTREAL	W	4-1	3-4-2	52	02/12	TORONTO	T	1-1	16-27-9
10	11/06	TORONTO	L	2-4	3-5-2	53	02/15	DETROIT	W	3-0	17-27-9
11	11/09	@ Boston	W	3-1	4-5-2	54	02/19	BOSTON	T	4-4	17-27-10
12	11/12	@ Toronto	L	0-4	4-6-2	55	02/22	@ NY Rangers	L	0-3	17-28-10
13	11/13	MONTREAL	T	0-0	4-6-3	56	02/23	NY RANGERS	L	3-7	17-29-10
14	11/16	@ Detroit	L	1-4	4-7-3	57	02/26	DETROIT	L	1-4	17-30-10
15	11/17	BOSTON	W	8-3	5-7-3	58	03/02	MONTREAL	W	5-2	18-30-10
16	11/20	NY RANGERS	L	2-5	6-7-3	59	03/04	@ Montreal	L	1-3	18-31-10
17	11/24	DETROIT	T	3-3	5-8-4	60	03/05	@ Detroit	L	4-11	18-32-10
18	11/25	@ Detroit	W	7-2	6-8-4	61	03/08	NY RANGERS	L	2-4	18-33-10
19	11/27	TORONTO	W	6-3	7-8-4	62	03/11	@ Detroit	L	1-5	18-34-10
20	12/01	BOSTON	W	5-4	8-8-4	63	03/12	DETROIT	L	2-4	18-35-10
21	12/03	@ Boston	L	3-5	8-9-4	64	03/15	TORONTO	W	4-0	19-35-10
22	12/04	@ NY Rangers	L	0-4	8-10-4	65	03/18	@ Toronto	L	1-2	19-36-10
23	12/07	@ NY Rangers	L	1-2	8-11-4	66	03/19	BOSTON	L	3-4	19-37-10
24	12/08	TORONTO	L	1-4	8-12-4	67	03/21	@ NY Rangers	W	6-3	20-37-10
25	12/10	@ Montreal	T	1-1	8-12-5	68	03/22	@ Boston	W	7-5	21-37-10
26	12/11	MONTREAL	L	0-3	8-13-5	69	03/25	@ Montreal	L	0-4	21-38-10
27	12/14	NY RANGERS	W	5-3	9-13-5	70	03/26	@ Detroit	W	5-4	22-38-10
28	12/17	@ Toronto	W	7-1	10-13-5						
29	12/18	DETROIT	L	3-5	10-14-5						
30	12/21	BOSTON	L	1-4	10-15-5						
31	12/25	@ Boston	T	4-4	10-15-6						
32	12/28	@ NY Rangers	L	2-5	10-16-6						
33	12/31	@ Montreal	L	2-3	10-17-6						
34	01/01	MONTREAL	W	5-1	11-17-6						
35	01/04	@ Toronto	T	4-4	11-17-7						
36	01/07	@ Toronto	L	2-5	11-18-7						
37	01/08	@ NY Rangers	T	1-1	11-18-8						
38	01/10	MONTREAL	L	3-7	11-19-8						
39	01/14	@ Montreal	L	0-3	11-20-8						
40	01/15	@ Boston	W	5-1	12-20-8						
41	01/18	DETROIT	L	4-5	12-21-8						
42	01/21	@ Detroit	L	3-5	12-22-8						
43	01/22	NY RANGERS	W	4-3	13-22-8						

PLAYER	GP	G	A	PTS	PIM	PLAYER	GP	G	A	PTS	PIM
CONACHER, ROY	70	25	31	56	16	STASIUK, VIC	17	1	1	2	2
BENTLEY, DOUG	63	20	33	53	28	LEIER, ED	5	0	1	1	0
PRYSTAL, METRO	65	29	22	51	31	MILLER, JACK	6	0	0	0	0
GUIDOLIN, BEP	70	17	34	51	42	BEDARD, JIM	5	0	0	0	2
OLMSTEAD, BERT	70	20	29	49	40	BRIMSEK, FRANK	70	0	0	0	2
MOSIENKO, BILL	69	18	28	46	10						
STEWART, GAYE	70	24	19	43	41						
BODNAR, GUS	70	11	28	39	6						
GADSBY, BILL	70	10	25	35	138						
CONACHER, JIM	66	13	20	33	14						
NATRASS, RALPH	68	5	11	16	96						
DICKENS, ERNIE	70	0	13	13	22						
GOLDHAM, BOB	67	2	10	12	57						
HAMILL, RED	59	6	2	8	6						
BROWN, ADAM	25	2	2	4	16						
MCCAIG, DOUG	62	0	4	4	49						

GOALIES	GP	W	L	T	MINS	GA	SO	AVG
BRIMSEK, FRANK	70	22	38	10	4,200	244	5	3.49

TRADITION
RECORDS
PLAYOFFS
HISTORY
PLAYERS

HISTORY OF THE BLACKHAWKS

1950-51 CHICAGO BLACKHAWKS

13-47-10, 36 POINTS, 6TH NHL

GM	DATE	OPPONENT	RESULT	SCORE	RECORD	GM	DATE	OPPONENT	RESULT	SCORE	RECORD
1	10/12	@ Montreal	T	3-5	0-0-1	44	01/21	MONTREAL	L	2-5	11-24-9
2	10/14	@ Toronto	W	2-1	1-0-1	45	01/23	DETROIT	L	2-8	11-25-9
3	10/15	NY RANGERS	L	2-3	1-1-1	46	01/25	NY RANGERS	L	1-2	11-26-9
4	10/22	TORONTO	L	3-5	1-2-1	47	01/27	@ Montreal	L	2-4	11-27-9
5	10/26	MONTREAL	W	5-1	2-2-1	48	01/28	TORONTO	L	3-4	11-28-9
6	10/28	@ Detroit	L	1-3	2-3-1	49	02/01	BOSTON	W	5-2	12-28-9
7	10/29	TORONTO	T	3-3	2-3-2	50	02/03	@ Toronto	L	3-6	12-29-9
8	11/02	BOSTON	W	5-2	3-3-2	51	02/04	NY RANGERS	T	4-4	12-29-10
9	11/05	NY RANGERS	W	3-1	4-3-2	52	02/07	@ Detroit	L	3-11	12-30-10
10	11/09	MONTREAL	W	2-1	5-3-2	53	02/08	DETROIT	L	3-4	12-31-10
11	11/11	@ Boston	W	4-2	6-3-2	54	02/11	TORONTO	L	3-5	12-32-10
12	11/12	@ NY Rangers	W	4-1	7-3-2	55	02/14	@ NY Rangers	L	1-5	12-33-10
13	11/16	DETROIT	L	1-5	7-4-2	56	02/15	NY RANGERS	L	3-7	12-34-10
14	11/18	@ Montreal	L	2-3	7-5-2	57	02/18	BOSTON	L	3-7	12-35-10
15	11/19	MONTREAL	L	0-3	7-6-2	58	02/22	MONTREAL	W	3-2	13-35-10
16	11/22	@ Toronto	L	2-5	7-7-2	59	02/25	BOSTON	L	2-3	13-36-10
17	11/23	BOSTON	W	4-1	8-7-2	60	03/01	NY RANGERS	L	1-4	13-37-10
18	11/25	@ Detroit	L	1-4	8-8-2	61	03/03	@ Toronto	L	0-3	13-38-10
19	11/26	DETROIT	W	5-0	9-8-2	62	03/04	@ Boston	L	2-10	13-39-10
20	11/29	@ NY Rangers	T	1-1	9-8-3	63	03/07	@ NY Rangers	L	1-3	13-40-10
21	12/02	@ Toronto	T	0-0	9-8-4	64	03/10	@ Montreal	L	2-12	13-41-10
22	12/03	TORONTO	T	3-3	9-8-5	65	03/11	DETROIT	L	0-7	13-42-10
23	12/06	@ Boston	L	4-5	9-9-5	66	03/15	TORONTO	L	3-5	13-43-10
24	12/09	@ Montreal	W	5-0	10-9-5	67	03/17	@ Detroit	L	2-8	13-44-10
25	12/10	NY RANGERS	T	3-3	10-9-6	68	03/18	DETROIT	L	3-4	13-45-10
26	12/14	TORONTO	L	1-7	10-10-6	69	03/21	@ Boston	L	5-6	13-46-10
27	12/16	@ Toronto	W	3-2	11-10-6	70	03/25	@ NY Rangers	L	2-5	13-47-10
28	12/17	MONTREAL	L	3-7	11-11-6						
29	12/19	@ Detroit	L	1-6	11-12-6						
30	12/21	BOSTON	L	1-3	11-13-6						
31	12/24	@ NY Rangers	L	1-6	11-14-6						
32	12/25	@ Boston	L	4-7	11-15-6						
33	12/27	@ Boston	T	4-4	11-15-7						
34	12/30	@ Montreal	L	3-4	11-16-7						
35	01/01	MONTREAL	T	3-3	11-16-8						
36	01/04	@ Detroit	L	0-1	11-17-8						
37	01/07	@ NY Rangers	L	2-3	11-18-8						
38	01/09	BOSTON	L	4-5	11-19-8						
39	01/11	@ Montreal	L	1-4	11-20-8						
40	01/13	@ Toronto	T	3-3	11-20-9						
41	01/14	@ Boston	L	1-5	11-21-9						
42	01/17	DETROIT	L	2-4	11-22-9						
43	01/18	@ Detroit	L	2-3	11-23-9						

- TRADITION
- RECORDS
- PLAYOFFS
- HISTORY
- PLAYERS

PLAYER	GP	G	A	PTS	PIM	PLAYER	GP	G	A	PTS	PIM
CONACHER, ROY	70	26	24	50	14	COFLIN, HUGH	31	0	3	3	33
BABANDO, PETE	70	18	19	37	36	LEIER, ED	11	2	0	2	2
CONACHER, JIM	52	10	27	37	16	BEDARD, JIM	17	1	1	2	6
MOSENIKO, BILL	65	21	15	36	18	STEWART, JACK	26	0	2	2	49
GUIDOLIN, REP	69	12	22	34	56	HUCUL, FRED	3	1	0	1	2
BENTLEY, DOUG	44	9	23	32	20	MILLER, JACK	11	0	0	0	4
BROWN, ADAM	53	10	12	22	61	FELDER, GUY	3	0	0	0	0
POWELL, RAY	31	7	15	22	2	HAMILL, RED	2	0	0	0	0
MORRISON, DON	59	8	12	20	6	SMITH, GLEN	2	0	0	0	0
BODNAR, GUS	44	8	12	20	8	MICHALUK, JOHN	1	0	0	0	0
DEWSBURY, AL	67	5	14	19	79	LUMLEY, HARRY	64	0	0	0	4
LUNDY, PAT	61	9	9	18	9	PELLETIER, MARCEL	6	0	0	0	2
FOGOLIN, LEE	37	3	10	13	63	ALMAS, RALPH	1	0	0	0	0
BLACK, STEVE	39	4	6	10	22						
GADSBY, BILL	25	3	7	10	32						
DICKENS, ERNIE	20	2	8	10	20						
STASLAK, VIC	21	5	3	8	6						
MCCAIG, DOUG	54	2	5	7	29						
FASHWAY, GORDON	13	3	2	5	14						
OLMSTEAD, BERT	15	2	1	3	0						

GOALIES	GP	W	L	T	MIN	GA	SO	AVG
LUMLEY, HARRY	64	12	41	10	3,765	245	3	3.88
PELLETIER, MARCEL	6	1	5	0	355	28	0	4.73
ALMAS, RALPH	1	0	1	0	60	5	0	5.00

HISTORY OF THE BLACKHAWKS

1951-52 CHICAGO BLACKHAWKS

17-44-9, 43 POINTS, 6TH NHL

GM	DATE	OPPONENT	RESULT	SCORE	RECORD	GM	DATE	OPPONENT	RESULT	SCORE	RECORD
1	10/11	@ Montreal	L	2-4	0-1-0	44	01/24	MONTREAL	L	1-4	12-28-4
2	10/13	@ Toronto	W	3-1	1-1-0	45	01/26	@ Detroit	W	3-2	13-28-4
3	10/14	NY RANGERS	W	3-2	2-1-0	46	01/27	DETROIT	L	0-2	13-29-4
4	10/18	DETROIT	L	1-6	2-2-0	47	01/31	BOSTON	T	0-0	13-29-5
5	10/21	TORONTO	T	1-1	2-2-1	48	02/03	TORONTO	W	3-1	14-29-5
6	10/25	MONTREAL	T	2-2	2-2-2	49	02/05	@ Boston	L	0-5	14-30-5
7	10/28	BOSTON	L	0-2	2-3-2	50	02/07	NY RANGERS	L	1-3	14-31-5
8	11/01	NY RANGERS	W	4-2	3-3-2	51	02/10	MONTREAL	L	2-3	14-32-5
9	11/04	BOSTON	L	2-4	3-4-2	52	02/14	DETROIT	L	2-3	14-33-5
10	11/07	@ Toronto	L	0-1	3-5-2	53	02/16	@ Toronto	T	2-2	14-33-6
11	11/08	TORONTO	L	1-3	3-6-2	54	02/17	BOSTON	L	2-5	14-34-6
12	11/10	@ Montreal	L	2-4	3-7-2	55	02/21	TORONTO	W	5-1	15-34-6
13	11/11	@ NY Rangers	L	2-3	3-8-2	56	02/23	@ Montreal	L	0-7	15-35-6
14	11/13	@ Boston	W	3-1	4-8-2	57	02/24	DETROIT	L	1-2	15-36-6
15	11/15	@ Detroit	L	1-3	4-9-2	58	02/28	NY RANGERS	T	2-2	15-36-7
16	11/18	TORONTO	W	1-0	5-9-2	59	03/02	MONTREAL	L	4-6	15-37-7
17	11/21	@ Toronto	L	1-5	5-10-2	60	03/03	@ Detroit	L	2-3	15-38-7
18	11/22	MONTREAL	W	5-1	6-10-2	61	03/06	NY RANGERS	L	3-5	15-39-7
19	11/24	@ Detroit	W	6-2	7-10-2	62	03/08	@ Montreal	T	4-4	15-39-8
20	11/25	DETROIT	L	2-5	7-11-2	63	03/09	@ Boston	L	2-4	15-40-8
21	11/28	@ NY Rangers	L	3-6	7-12-2	64	03/12	@ NY Rangers	L	2-10	15-41-8
22	12/01	@ Montreal	L	2-4	7-13-2	65	03/15	BOSTON	T	3-3	15-41-9
23	12/02	NY RANGERS	W	6-4	8-13-2	66	03/15	@ Detroit	L	1-6	15-42-9
24	12/04	@ Boston	L	1-3	8-14-2	67	03/16	DETROIT	L	0-4	15-43-9
25	12/08	@ Toronto	L	1-3	8-15-2	68	03/18	@ Boston	L	0-4	15-44-9
26	12/09	BOSTON	W	4-3	9-15-2	69	03/22	@ Toronto	W	3-2	16-44-9
27	12/13	MONTREAL	T	1-1	9-15-3	70	03/23	@ NY Rangers	W	7-6	17-44-9
28	12/15	@ Detroit	L	0-3	9-16-3						
29	12/16	TORONTO	W	4-3	10-16-3						
30	12/20	DETROIT	L	4-6	10-17-3						
31	12/22	@ Montreal	L	1-5	10-18-3						
32	12/23	@ NY Rangers	L	2-3	10-19-3						
33	12/25	@ Boston	W	6-2	11-19-3						
34	12/29	@ Detroit	L	1-3	11-20-3						
35	01/01	MONTREAL	L	0-3	11-21-3						
36	01/05	@ Toronto	L	1-2	11-22-3						
37	01/06	@ NY Rangers	L	2-3	11-23-3						
38	01/08	BOSTON	L	2-7	11-24-3						
39	01/12	@ Montreal	L	3-8	11-25-3						
40	01/13	@ Boston	L	4-5	11-26-3						
41	01/16	@ NY Rangers	W	6-4	12-26-3						
42	01/17	NY RANGERS	T	6-6	12-26-4						
43	01/20	TORONTO	L	1-3	12-27-4						

TRADITION

RECORDS

PLAYOFFS

HISTORY

PLAYERS

PLAYER	GP	G	A	PTS	PIM	PLAYER	GP	G	A	PTS	PIM
MOSIENKO, BILL	70	31	22	53	10	TAYLOR, HARRY	15	1	1	2	0
GEE, GEORGE	70	18	31	49	39	CONACHER, JIM	5	1	1	2	0
BODNAR, JIM	69	14	26	40	26	QUACKENBUSH, MAX	14	0	1	1	4
PETERS, GUS	70	15	21	36	16	CONACHER, PETE	2	0	1	1	0
MCADDEN, JIM	70	10	24	34	14	BUCHANAN, MIKE	1	0	0	0	0
GUIDOLIN, BEP	67	13	18	31	78	POETA, TONY	1	0	0	0	0
BABANDO, PETE	49	11	14	25	29	PRICE, JACK	1	0	0	0	0
DEWSBURY, AL	69	7	17	24	99	WHARRAM, KEN	1	0	0	0	0
GADSBY, BILL	59	7	15	22	87	LUMLEY, HARRY	70	0	0	0	2
HORECK, PETE	60	9	11	20	22	ROBERTS, MOE	1	0	0	0	0
FINNEY, SID	35	6	5	11	0						
WITLUK, STEVE	33	3	8	11	14						
HUCUL, FRED	34	3	7	10	37						
FOGOLIN, LEE	69	0	9	9	96						
BENTLEY, DOUG	8	2	3	5	4						
RAGLAN, CLARENCE	35	0	5	5	28						
CONACHER, ROY	12	3	1	4	0						
STEWART, JACK	37	1	3	4	12						
HRYMIAK, STEVE	18	2	1	3	4						
MARTIN, CLARE	30	1	2	3	6						

GOALIES	GP	W	L	T	MINS	GA	SO	AVG
LUMLEY, HARRY	70	17	44	9	4,380	237	2	3.40
ROBERTS, MOE	1	0	0	0	20	0	0	0

HISTORY OF THE BLACKHAWKS

1952-53 CHICAGO BLACKHAWKS

27-28-15, 69 POINTS, 4TH NHL

GM	DATE	OPPONENT	RESULT	RECORD	GM	DATE	OPPONENT	RESULT	RECORD
1	10/09	@ Montreal	W	3-2	1	0-0			
2	10/11	@ Toronto	W	6-2	2	0-0			
3	10/12	NY RANGERS	W	2-0	3	0-0			
4	10/14	DETROIT	T	1-1	3	0-1			
5	10/16	@ Detroit	L	0-7	3	1-1			
6	10/19	TORONTO	L	2-3	3	2-1			
7	10/23	MONTREAL	T	2-2	3	2-2			
8	10/26	BOSTON	T	1-1	3	2-3			
9	10/29	@ NY Rangers	W	3-1	4	2-3			
10	10/30	NY RANGERS	W	8-3	5	2-3			
11	11/02	BOSTON	W	4-1	6	2-3			
12	11/08	@ Montreal	L	4-6	6	3-3			
13	11/09	@ Boston	L	1-4	6	4-3			
14	11/12	@ NY Rangers	L	2-5	6	5-3			
15	11/13	NY RANGERS	W	6-2	7	5-3			
16	11/15	@ Toronto	W	3-1	8	5-3			
17	11/16	MONTREAL	W	4-1	9	5-3			
18	11/20	BOSTON	W	3-1	10	5-3			
19	11/22	@ Detroit	L	1-10	10	6-3			
20	11/23	DETROIT	W	3-0	11	6-3			
21	11/27	TORONTO	T	3-3	11	6-4			
22	11/29	@ Montreal	T	1-1	11	6-5			
23	11/30	NY RANGERS	T	1-1	11	6-6			
24	12/03	@ NY Rangers	W	5-3	12	6-6			
25	12/04	@ Boston	L	1-5	12	7-6			
26	12/06	DETROIT (A)	L	0-2	12	8-6			
27	12/07	TORONTO	L	0-2	12	9-6			
28	12/11	MONTREAL	L	2-3	12	10-6			
29	12/13	@ Montreal	L	0-3	12	11-6			
30	12/14	@ Boston	T	2-2	12	11-7			
31	12/18	BOSTON	T	3-3	12	11-8			
32	12/20	@ Toronto	L	1-4	12	12-8			
33	12/21	TORONTO	W	4-2	13	12-8			
34	12/25	@ Detroit	T	3-3	13	12-9			
35	12/28	@ NY Rangers	W	6-3	14	12-9			
36	01/01	MONTREAL	T	2-2	14	12-10			
37	01/03	@ Toronto	T	1-1	14	12-11			
38	01/04	@ Detroit	L	3-5	14	13-11			
39	01/07	@ NY Rangers	W	6-4	15	13-11			
40	01/10	@ Montreal	L	2-5	15	14-11			
41	01/11	@ Boston	W	4-2	16	14-11			
42	01/14	@ Toronto	L	0-3	16	15-11			
43	01/15	MONTREAL	L	0-2	16	16-11			
44	01/18	NY RANGERS	W	2-0	17	16-11			
45	01/22	@ Boston	T	3-3	17	16-12			
46	01/24	@ Montreal	W	5-1	18	16-12			
47	01/25	TORONTO	L	3-4	18	17-12			
48	01/29	DETROIT	L	2-5	18	18-12			
49	01/31	@ Detroit	L	0-4	18	19-12			
50	02/01	NY RANGERS	L	0-1	18	20-12			
51	02/05	@ Boston	L	1-4	18	21-12			
52	02/07	@ Toronto	W	4-2	19	21-12			
53	02/08	TORONTO	W	4-2	20	21-12			
54	02/12	MONTREAL	L	2-3	20	22-12			
55	02/15	DETROIT	L	1-4	20	23-12			
56	02/16	@ Detroit	L	1-3	20	24-12			
57	02/19	NY RANGERS	L	2-4	20	25-12			
58	02/22	BOSTON	W	2-0	21	25-12			
59	02/27	BOSTON (B)	W	3-0	22	25-12			
60	03/01	BOSTON	T	2-2	22	25-13			
61	03/04	@ NY Rangers	W	4-1	23	25-13			
62	03/05	TORONTO	W	3-1	24	25-13			
63	03/07	@ Montreal	L	0-1	24	26-13			
64	03/08	@ Boston	L	1-2	24	27-13			
65	03/12	MONTREAL	T	2-2	24	27-14			
66	03/14	@ Detroit	W	3-1	25	27-14			
67	03/15	DETROIT	T	0-0	25	27-15			
68	03/18	@ Toronto	L	3-4	25	28-15			
69	03/21	DETROIT (C)	W	4-3	26	28-15			
70	03/22	@ NY Rangers	W	3-1	27	28-15			

A Postponed from Nov. 4, played in Indianapolis, Ind., on Dec. 6.

B Postponed from Jan. 6.

C Postponed from Feb. 26.

- TRADITION
- RECORDS
- PLAYOFFS
- HISTORY
- PLAYERS

PLAYER	GP	G	A	PTS	PIM	PLAYER	GP	G	A	PTS	PIM
MCADDEN, JIM	70	23	21	44	29	RAGLAN, CLARENCE	32	1	3	4	10
PETERS, JIM	69	22	19	41	16	SCUSIZZI, ENIO	14	0	2	2	0
GEE, GEORGE	67	18	21	39	99	MCBURNEY, JIM	1	0	1	1	0
COUTURE, GERRY	70	19	18	37	20	PRICE, JACK	10	0	0	0	2
MOSIENKO, BILL	65	17	20	37	20	KRYZNOWSKI, ED	5	0	0	0	0
GARDNER, CAL	70	11	24	35	60	ROLLINS, AL	70	0	0	0	0
BODNAR, GUS	66	16	13	29	26						
MORISON, GUS	68	5	18	23	88						
GADSBY, BILL	68	2	20	22	84						
DEWSBURY, AL	69	5	16	21	97						
HUCUL, FRED	55	5	7	12	25						
CONACHER, PETE	41	5	6	11	7						
BABANDO, PETE	29	5	5	10	14						
FOGOLIN, LEE	70	2	8	10	79						
LYNN, VIC	29	0	10	10	23						
ABEL, SID	39	5	4	9	6						
GLOVER, FRED	31	4	2	6	37						
FINNEY, SID	18	4	2	6	4						

GOALIES	GP	W	L	T	MINS	GA	SO	AVG
ROLLINS, AL	70	27	28	15	4,200	175	6	2.50

HISTORY OF THE BLACKHAWKS

1953-54 CHICAGO BLACKHAWKS

12-51-7, 31 POINTS, 6TH NHL

GM	DATE	OPPONENT	RESULT	SCORE	RECORD	GM	DATE	OPPONENT	RESULT	SCORE	RECORD
1	10/08	@ Montreal	L	0-3	0-1-0	44	01/14	NY RANGERS	L	0-2	8-31-5
2	10/10	@ Toronto	L	2-6	0-2-0	45	01/17	TORONTO	L	1-3	8-32-5
3	10/11	NY RANGERS	L	3-5	0-3-0	46	01/21	BOSTON (A)	L	2-3	8-33-5
4	10/16	DETROIT	T	2-2	0-3-1	47	01/23	@ Montreal	L	1-5	8-34-5
5	10/17	@ Detroit	L	1-2	0-4-1	48	01/24	MONTREAL	W	8-3	9-34-5
6	10/18	TORONTO	L	1-2	0-5-1	49	01/28	@ Boston	L	2-3	9-35-5
7	10/22	MONTREAL	L	2-3	0-6-1	50	01/30	@ Detroit	L	2-4	9-36-5
8	10/25	BOSTON	L	3-4	0-7-1	51	01/31	DETROIT	L	1-5	9-37-5
9	10/28	@ NY Rangers	W	6-1	1-7-1	52	02/04	NY RANGERS	L	2-3	9-38-5
10	10/31	MONTREAL	W	1-0	2-7-1	53	02/06	@ Toronto	L	0-6	9-39-5
11	11/01	BOSTON	T	0-0	2-7-2	54	02/07	TORONTO	W	2-1	10-39-5
12	11/04	@ Toronto	L	1-3	2-8-2	55	02/11	MONTREAL	T	2-2	10-39-6
13	11/05	@ Boston	L	2-4	2-9-2	56	02/14	DETROIT	L	0-5	10-40-6
14	11/07	NY RANGERS	L	1-3	2-10-2	57	02/15	@ Detroit	L	2-3	10-41-6
15	11/08	TORONTO	L	1-2	2-11-2	58	02/19	NY RANGERS (A)	L	0-3	10-42-6
16	11/11	@ NY Rangers	L	2-3	2-12-2	59	02/21	BOSTON	L	3-4	10-43-6
17	11/12	@ Montreal	L	2-4	2-13-2	60	02/25	DETROIT (B)	L	2-3	10-44-6
18	11/14	@ Montreal	W	3-2	3-13-2	61	02/27	@ Toronto	L	2-4	10-45-6
19	11/15	MONTREAL	T	2-2	3-13-3	62	02/28	TORONTO	W	2-1	11-45-6
20	11/18	@ NY Rangers	L	1-3	3-14-3	63	03/05	NY RANGERS	T	0-0	11-45-7
21	11/20	BOSTON	L	0-2	3-15-3	64	03/07	@ Boston	L	0-6	11-46-7
22	11/22	TORONTO	L	1-5	3-16-3	65	03/10	@ NY Rangers	L	2-4	11-47-7
23	11/26	MONTREAL	L	3-6	3-17-3	66	03/11	@ Detroit	L	2-6	11-48-7
24	11/28	@ Detroit	L	0-9	3-18-3	67	03/13	@ Montreal	L	0-4	11-49-7
25	11/29	DETROIT	L	4-9	3-19-3	68	03/14	MONTREAL	L	0-6	11-50-7
26	12/02	@ NY Rangers	T	3-3	3-19-4	69	03/19	BOSTON	W	7-0	12-50-7
27	12/03	@ Boston	L	1-3	3-20-4	70	03/21	@ Boston	L	5-9	12-51-7
28	12/05	NY RANGERS	W	2-1	4-20-4						
29	12/06	@ Detroit	W	5-0	5-20-4						
30	12/10	@ Montreal	L	3-5	5-21-4						
31	12/12	@ Toronto	L	0-2	5-22-4						
32	12/13	BOSTON	T	2-2	5-22-5						
33	12/17	@ Detroit	L	1-5	5-23-5						
34	12/18	DETROIT (A)	L	1-3	5-24-5						
35	12/20	TORONTO	W	4-1	6-24-5						
36	12/25	@ Boston	L	1-4	6-25-5						
37	12/27	@ NY Rangers	W	4-1	7-25-5						
38	01/01	DETROIT	W	4-2	8-25-5						
39	01/02	@ Toronto	L	0-4	8-26-5						
40	01/06	@ NY Rangers	L	3-4	8-27-5						
41	01/09	@ Montreal	L	1-12	8-28-5						
42	01/10	@ Boston	L	3-5	8-29-5						
43	01/15	@ Toronto	L	1-2	8-30-5						

A Played in Indianapolis, Ind.

B Played in Minneapolis, Minn.

PLAYER	GP	G	A	PTS	PIM	PLAYER	GP	G	A	PTS	PIM			
WILSON, LARRY	66	9	33	42	22	HILDEBRAND, IKE	6	1	1	2	4			
GADSBY, BILL	70	12	29	41	108	LYNN, VIC	11	1	0	1	2			
MOSIENKO, BILL	65	15	19	34	17	FOGOLIN, LEE	68	0	1	1	95			
CONACHER, PETE	70	19	9	28	23	SASAKAMOOSSE, FRED	11	0	0	0	6			
JANKOWSKI, LOU	68	15	13	28	7	FINNEY, SID	6	0	0	0	0			
GEE, GEORGE	69	10	16	26	59	ABEL, SID	3	0	0	0	4			
DEWSBURY, AL	69	6	15	21	44	LALANDE, HEC	2	0	0	0	2			
BODNAR, GUS	45	6	15	21	28	MENARD, HILLARY	1	0	0	0	0			
MORISON, GUS	68	5	13	18	132	SLEAVER, JOHN	1	0	0	0	2			
PETERS, JIM	47	6	6	12	23	WILSON, BOB	1	0	0	0	0			
MCINTYRE, JACK	23	8	3	11	4	ROLLINS, AL	66	0	0	0	20			
COUTURE, GERRY	40	6	5	11	14	MAROS, JEAN	2	0	0	0	0			
PRICE, JACK	46	4	6	10	22	GELINEAU, JACK	2	0	0	0	0			
WHARRAM, KEN	29	1	7	8	8									
ZEIDEL, LARRY	64	1	6	7	102									
MCFADDEN, JIM	19	3	3	6	6									
COSTELLO, MURRAY	40	3	2	5	6									
TOPPAZZINI, JERRY	13	2	1	3	16	GOALIES	GP	W	L	T	MINS	GA	SO	AVG
HUCUL, FRED	27	0	3	3	19	ROLLINS, AL	66	12	47	7	3,960	212	5	3.21
						MAROS, JEAN	2	0	2	0	120	11	0	5.50
						GELINEAU, JOHN	2	0	2	0	120	18	0	9.00

TRADITION

RECORDS

PLAYOFFS

HISTORY

PLAYERS

HISTORY OF THE BLACKHAWKS

1954-55 CHICAGO BLACKHAWKS

13-40-17, 43 POINTS, 6TH NHL

GM	DATE	OPPONENT	RESULT	SCORE	RECORD	GM	DATE	OPPONENT	RESULT	SCORE	RECORD
1	10/07	@ Montreal	L	2-4	0-1-0	44	01/09	@ Toronto	T	3-3	8-26-10
2	10/09	@ Toronto	T	3-3	0-1-1	45	01/22	@ Montreal	L	3-5	8-27-10
3	10/10	NY RANGERS	L	1-2	0-2-1	46	01/23	MONTRÉAL	L	3-5	8-28-10
4	10/15	MONTRÉAL	L	0-3	0-3-1	47	01/27	@ Boston	L	2-5	8-29-10
5	10/17	DETROIT	L	2-5	0-4-1	48	01/29	DETROIT (A)	T	2-2	8-29-11
6	10/23	@ Detroit	W	4-2	1-4-1	49	01/30	NY RANGERS	W	4-2	9-29-11
7	10/30	@ Montreal	L	1-5	1-5-1	50	02/02	BOSTON	L	2-3	9-30-11
8	10/31	@ NY Rangers	T	1-1	1-5-2	51	02/05	@ Toronto	T	2-2	9-30-12
9	11/04	NY RANGERS	W	3-1	2-5-2	52	02/06	MONTRÉAL	L	2-4	9-31-12
10	11/06	@ Toronto	L	2-5	2-6-2	53	02/09	@ NY Rangers	T	2-2	9-31-13
11	11/07	TORONTO	L	1-2	2-7-2	54	02/10	@ Boston	L	2-4	9-32-13
12	11/10	@ Boston	L	3-4	2-8-2	55	02/13	DETROIT	L	1-5	9-33-13
13	11/11	@ Montreal	L	4-7	2-9-2	56	02/15	@ Detroit	L	2-3	9-34-13
14	11/13	@ NY Rangers	W	5-3	3-9-2	57	02/17	BOSTON	W	10-2	10-34-13
15	11/14	NY RANGERS	L	0-5	3-10-2	58	02/20	TORONTO	W	4-1	11-34-13
16	11/18	BOSTON	L	1-5	3-11-2	59	02/23	BOSTON (C)	T	3-3	11-34-14
17	11/20	@ Detroit	L	0-5	3-12-2	60	02/25	NY RANGERS	T	2-2	11-34-15
18	11/21	DETROIT	L	0-1	3-13-2	61	02/27	DETROIT	L	2-3	11-35-15
19	11/25	MONTRÉAL (A)	T	4-4	3-13-3	62	03/03	@ Detroit	L	1-6	11-36-15
20	11/25	MONTRÉAL	L	2-3	3-14-3	63	03/05	@ Montreal	T	4-4	11-36-16
21	11/28	TORONTO	T	1-1	3-14-4	64	03/06	MONTRÉAL	L	2-4	11-37-16
22	11/30	MONTRÉAL (B)	T	3-3	3-14-5	65	03/10	@ Boston	W	3-2	12-37-16
23	12/02	BOSTON	L	2-3	3-15-5	66	03/12	@ Detroit	L	2-3	12-38-16
24	12/05	@ Detroit	L	1-4	3-16-5	67	03/13	@ NY Rangers	L	2-5	12-39-16
25	12/08	@ NY Rangers	W	2-1	4-16-5	68	03/16	NY RANGERS (A)	T	1-1	12-39-17
26	12/09	@ Boston	L	1-2	4-17-5	69	03/19	@ Toronto	L	0-5	12-40-17
27	12/11	@ Toronto	W	2-1	5-17-5	70	03/20	@ Boston	W	4-3	13-40-17
28	12/12	DETROIT	L	3-4	5-18-5						
29	12/15	TORONTO (A)	L	3-8	5-19-5	A		Played in St. Louis, Mo.			
30	12/18	MONTRÉAL	L	2-4	5-20-5	B		Played in Omaha, Neb.			
31	12/19	BOSTON	W	6-1	6-20-5	C		Played in St. Paul, Minn.			
32	12/25	@ Boston	T	3-3	6-20-6						
33	12/26	@ NY Rangers	T	4-4	6-20-7						
34	12/30	@ Montreal	L	4-7	6-21-7						
35	01/01	@ Toronto	T	2-2	6-21-8						
36	01/02	TORONTO (A)	W	3-2	7-21-8						
37	01/05	@ NY Rangers	W	3-2	8-21-8						
38	01/06	@ Montreal	L	0-6	8-22-8						
39	01/08	@ Detroit	L	0-1	8-23-8						
40	01/09	DETROIT (A)	L	2-6	8-24-8						
41	01/12	BOSTON	T	1-1	8-24-9						
42	01/14	NY RANGERS	L	2-5	8-25-9						
43	01/16	TORONTO	L	2-4	8-26-9						

- TRADITION
- RECORDS
- PLAYOFFS
- HISTORY
- PLAYERS

PLAYER	GP	G	A	PTS	PIM	PLAYER	GP	G	A	PTS	PIM			
SULLIVAN, RED	70	19	42	61	51	GAMBLE, DICK	14	2	0	2	6			
LITZENBERGER, ED	44	16	24	40	28	TIMGREN, RAY	14	1	1	2	2			
WATSON, HARRY	43	14	16	30	4	MASNICK, PAUL	14	1	0	1	8			
MCINTYRE, JACK	65	16	13	29	40	DEWSBURY, AL	12	0	1	1	10			
MICKOSKI, NICK	52	9	19	28	42	FOGOLIN, LEE	9	0	1	1	16			
MODJENKO, BILL	64	12	15	27	24	HASSARD, BOB	17	0	0	0	4			
TOPPAZZINI, JERRY	70	9	18	27	59	DAVIS, LORNE	8	0	0	0	4			
PRYSTAL, METRO	56	11	13	24	28	HILDBRAND, IKE	3	0	0	0	0			
STANLEY, ALLAN	52	10	14	24	22	SULLIVAN, FRANK	1	0	0	0	0			
WILSON, LARRY	63	12	11	23	37	HASSARD, BOB	17	0	0	0	4			
CREIGHTON, DAVE	49	7	7	14	6	ROLLINS, AL	44	0	0	0	0			
MORTISON, GUS	65	2	11	13	133	BASSEN, HENRY	21	0	0	0	0			
MCCORMACK, JOHN	63	5	7	12	8									
MARTIN, FRANK	66	4	8	12	35									
HOLLINGWORTH, GORD	70	3	9	12	135									
GADSBY, BILL	18	3	6	9	19	GOALIES	GP	W	L	T	MINS	GA	SO	AVG
COMACHER, PETE	18	2	4	6	2	ROLLINS, AL	44	9	27	8	2,640	150	0	3.41
JANKOWSKI, LOU	40	3	2	5	8	BASSEN, HANK	21	4	9	8	1,260	63	0	3.00
						FREDERICK, RAY	5	0	4	1	300	22	0	4.40

HISTORY OF THE BLACKHAWKS

1955-56 CHICAGO BLACKHAWKS

19-39-12, 50 POINTS, 6TH NHL

GM	DATE	OPPONENT	RESULT	SCORE	RECORD	GM	DATE	OPPONENT	RESULT	SCORE	RECORD
1	10/06	@ Detroit	W	5-2	1-0-0	44	01/15	NY RANGERS	L	0-2	14-22-8
2	10/07	NY RANGERS	L	4-7	1-1-0	45	01/17	NY RANGERS (B)	T	2-2	14-22-9
3	10/09	TORONTO	W	3-1	2-1-0	46	01/20	BOSTON	L	0-3	14-23-9
4	10/15	DETROIT	L	1-4	2-2-0	47	01/22	MONTREAL	L	2-6	14-24-9
5	10/16	MONTREAL	T	2-2	2-2-1	48	01/25	@ Toronto	L	1-3	14-25-9
6	10/20	@ Detroit	T	2-2	2-2-2	49	01/27	DETROIT	L	0-7	14-26-9
7	10/22	@ Montreal	L	0-6	2-3-2	50	01/29	NY RANGERS	L	2-6	14-27-9
8	10/23	@ NY Rangers	L	4-5	2-4-2	51	02/02	@ Boston	T	2-2	14-27-10
9	10/25	BOSTON (A)	W	2-0	3-4-2	52	02/04	@ Toronto	W	4-2	15-27-10
10	10/27	@ Montreal	W	4-1	4-4-2	53	02/05	TORONTO	W	3-2	16-27-10
11	10/29	@ Toronto	L	0-2	4-5-2	54	02/07	@ Detroit	L	2-3	16-28-10
12	11/05	@ Boston	T	3-3	4-5-3	55	02/10	MONTREAL	L	1-3	16-29-10
13	11/05	DETROIT	T	3-3	4-5-4	56	02/12	TORONTO	T	1-1	16-29-11
14	11/06	NY RANGERS	L	2-4	4-6-4	57	02/15	@ NY Rangers	L	1-6	16-30-11
15	11/10	@ Detroit	T	2-2	4-6-5	58	02/17	BOSTON	L	2-4	16-31-11
16	11/11	TORONTO	W	2-0	5-6-5	59	02/19	DETROIT	W	5-3	17-31-11
17	11/13	MONTREAL	L	0-2	5-7-5	60	02/24	TORONTO	L	1-2	17-32-11
18	11/18	BOSTON	W	6-1	6-7-5	61	02/26	BOSTON	W	4-1	18-32-11
19	11/19	@ Detroit	L	1-4	6-8-5	62	03/02	MONTREAL	L	1-3	18-33-11
20	11/20	DETROIT	T	1-1	6-8-6	63	03/03	@ Montreal	L	1-3	18-34-11
21	11/24	TORONTO	W	3-2	7-8-6	64	03/04	@ NY Rangers	L	2-3	18-35-11
22	11/26	@ Toronto	L	4-7	7-9-6	65	03/08	NY RANGERS (A)	L	4-6	18-36-11
23	11/27	@ Boston	W	6-0	8-9-6	66	03/10	@ Detroit	L	0-2	18-37-11
24	11/30	@ NY Rangers	L	1-6	8-10-6	67	03/11	DETROIT	L	2-3	18-38-11
25	12/02	NY RANGERS	L	1-2	8-11-6	68	03/15	@ Montreal	L	2-5	18-39-11
26	12/04	MONTREAL	L	1-5	8-12-6	69	03/17	@ Toronto	T	1-1	18-39-12
27	12/09	BOSTON (A)	T	1-1	8-12-7	70	03/18	@ Boston	W	3-2	19-39-12
28	12/11	TORONTO	T	3-3	8-12-8						
29	12/14	@ NY Rangers	W	4-1	9-12-8	A		Played in St. Louis, Mo.			
30	12/15	@ Boston	L	1-4	9-13-8	B		Played in Omaha, Neb.			
31	12/17	@ Montreal	L	0-5	9-14-8						
32	12/18	BOSTON	W	7-1	10-14-8						
33	12/20	MONTREAL (A)	L	1-7	10-15-8						
34	12/24	@ Toronto	L	2-5	10-16-8						
35	12/25	@ Boston	W	4-2	11-16-8						
36	12/29	@ NY Rangers	W	4-2	12-16-8						
37	12/31	@ Montreal	L	3-7	12-17-8						
38	01/01	@ Detroit	L	1-5	12-18-8						
39	01/04	@ Toronto	L	2-4	12-19-8						
40	01/07	@ Montreal	L	1-3	12-20-8						
41	01/08	@ NY Rangers	W	5-3	13-20-8						
42	01/12	@ Boston	W	5-0	14-20-8						
43	01/14	DETROIT (A)	L	1-3	14-21-8						

TRADITION

RECORDS

PLAYOFFS

HISTORY

PLAYERS

PLAYER	GP	G	A	PTS	PIM	PLAYER	GP	G	A	PTS	PIM
SULLIVAN, RED	63	14	26	40	58	CORCORAN, NORMAN	23	1	3	4	19
MICKOSKI, NICK	70	19	20	39	52	PRYSTAL, METRO	8	1	3	4	8
LITZENBERGER, ED	70	10	29	39	36	WHARRAM, KEN	3	0	0	0	0
WILSON, JOHN	70	24	9	33	12	WILSON, LARRY	2	0	0	0	2
CIESLA, HANK	70	8	23	31	22	SULLIVAN, FRANK	1	0	0	0	0
SKOV, GLEN	70	7	20	27	26	ROLLINS, AL	58	0	0	0	10
LALANDE, HEC	65	8	18	26	70	BASSEN, HANK	12	0	0	0	2
WATSON, HARRY	55	11	14	25	6						
LESNICK, TONY	70	11	11	22	71						
SANDFORD, ED	56	12	9	21	50						
STANLEY, ALLAN	59	4	14	18	70						
MCINTYRE, JACK	46	10	5	15	14						
MORTISON, GUS	52	5	10	15	87						
DEWSBURY, AL	37	3	12	15	22						
MARTIN, FRANK	61	3	11	14	21						
WOIT, BEN	63	1	8	9	46						
PILOTE, PIERRE	20	3	5	8	34						
FOGOLIN, LEE	51	0	7	7	83						

GOALIES	GP	W	L	T	MINS	GA	SO	AVG
ROLLINS, AL	58	17	30	11	3,480	171	3	2.95
BASSEN, HANK	12	2	9	1	720	40	1	3.34

HISTORY OF THE BLACKHAWKS

1956-57 CHICAGO BLACKHAWKS

16-39-15, 47 POINTS, 6TH NHL

GM	DATE	OPPONENT	RESULT	SCORE	RECORD	GM	DATE	OPPONENT	RESULT	SCORE	RECORD
1	10/11	@ Detroit	L	1-3	0-1-0	44	01/20	MONTREAL	W	4-2	9-28-7
2	10/12	NY RANGERS	L	0-3	0-2-0	45	01/24	@ Detroit	L	2-6	9-29-7
3	10/14	TORONTO	L	0-1	0-3-0	46	01/26	@ Montreal	T	4-4	9-29-8
4	10/18	@ Montreal	T	1-1	0-3-1	47	01/27	NY RANGERS	L	2-3	9-30-8
5	10/21	@ NY RANGERS	L	1-4	0-4-1	48	01/30	@ NY RANGERS	W	7-2	10-30-8
6	10/25	@ Detroit	L	1-3	0-5-1	49	01/31	@ Boston	L	0-2	10-31-8
7	10/27	@ Toronto	L	2-5	0-6-1	50	02/02	@ Toronto	T	3-3	10-31-9
8	10/30	BOSTON	W	4-0	1-6-1	51	02/03	TORONTO	W	6-3	11-31-9
9	11/01	@ Boston	L	2-5	1-7-1	52	02/07	NY RANGERS	T	4-4	11-31-10
10	11/03	@ Montreal	L	0-6	1-8-1	53	02/09	@ Detroit	L	0-3	11-32-10
11	11/04	MONTREAL	L	0-1	1-9-1	54	02/10	DETROIT	T	2-2	11-32-11
12	11/08	TORONTO	W	5-2	2-9-1	55	02/16	BOSTON	W	6-5	12-32-11
13	11/10	@ Toronto	L	1-4	2-10-1	56	02/17	MONTREAL	L	2-3	12-33-11
14	11/11	DETROIT	L	1-3	2-11-1	57	02/23	DETROIT	W	4-3	13-33-11
15	11/15	BOSTON	L	3-5	2-12-1	58	02/24	BOSTON	W	4-3	14-33-11
16	11/17	@ Toronto	W	6-3	3-12-1	59	02/27	@ NY RANGERS	T	6-6	14-33-12
17	11/18	NY RANGERS	T	2-2	3-12-2	60	02/28	@ Boston	L	0-4	14-34-12
18	11/22	MONTREAL	W	5-3	4-12-2	61	03/02	@ Toronto	W	4-3	15-34-12
19	11/24	@ Detroit	L	2-3	4-13-2	62	03/03	TORONTO	T	0-0	15-34-13
20	11/25	DETROIT	T	3-3	4-13-3	63	03/07	NY RANGERS	T	2-2	15-34-14
21	11/29	BOSTON	L	0-2	4-14-3	64	03/09	@ Montreal	L	4-6	15-35-14
22	12/01	@ Montreal	L	0-7	4-15-3	65	03/10	MONTREAL	W	3-1	16-35-14
23	12/02	@ Boston	L	2-3	4-16-3	66	03/12	DETROIT	L	3-4	16-36-14
24	12/05	@ NY RANGERS	T	2-2	4-16-4	67	03/14	@ Detroit	L	2-3	16-37-14
25	12/07	MONTREAL	L	1-3	4-17-4	68	03/17	@ Boston	L	2-6	16-38-14
26	12/09	TORONTO	L	1-2	4-18-4	69	03/23	@ Montreal	L	0-3	16-39-14
27	12/13	@ Boston	L	2-3	4-19-4	70	03/24	@ NY RANGERS	T	4-4	16-39-15
28	12/15	@ Detroit	L	1-5	4-20-4						
29	12/16	DETROIT	W	3-1	5-20-4						
30	12/21	NY RANGERS	L	2-3	5-21-4						
31	12/23	BOSTON	W	4-1	6-21-4						
32	12/25	@ Boston	W	4-2	7-21-4						
33	12/27	@ NY RANGERS	L	2-3	7-22-4						
34	12/29	@ Toronto	L	3-6	7-25-4						
35	12/30	TORONTO	W	2-0	8-25-4						
36	01/01	MONTREAL	L	2-6	8-24-4						
37	01/03	@ Montreal	T	3-3	8-24-5						
38	01/05	@ NY RANGERS	L	1-4	8-25-5						
39	01/06	BOSTON	T	4-4	8-25-6						
40	01/11	NY RANGERS	L	4-7	8-26-6						
41	01/12	@ Toronto	L	3-4	8-27-6						
42	01/13	TORONTO	T	1-1	8-27-7						
43	01/19	DETROIT	L	2-3	8-28-7						

TRADITION

RECORDS

PLAYOFFS

HISTORY

PLAYERS

PLAYER	GP	G	A	PTS	PIM	SLEAVER, JOHN	12	1	0	1	2			
LITZENBERGER, ED	70	32	32	64	48	HAZUR, ED	15	0	1	1	2			
WILSON, JOHNNY	70	18	30	48	24	CUSHENAN, IAN	11	0	0	0	13			
SKOV, GLEN	67	14	28	42	69	WOIT, BEN	9	0	0	0	2			
MICKOSKI, NICK	70	16	20	36	24	TOPPAZZINI, ZELLIO	7	0	0	0	0			
MCMINTYRE, JACK	70	18	14	32	30	ROLLINS, AL	70	0	1	1	9			
WATSON, HARRY	70	11	19	30	9									
LALANDE, HEC	50	11	17	28	34									
NESTERENKO, ERIC	24	8	15	23	32									
MORTSON, GUS	70	5	18	23	147									
KENNEDY, FORBES	69	8	13	21	104									
CIESLA, HANK	70	10	8	18	28									
PILOTE, PIERRE	70	3	14	17	119									
VASKO, ELMER	64	3	12	15	31									
KACHUR, ED	34	5	7	12	21									
HERGESHEIMER, WALLY	41	2	8	10	12									
MARTIN, FRANK	70	1	8	9	12									
INGRAM, RON	45	1	6	7	21									
MOSDELL, KEN	25	2	4	6	8									
PLAYER	GP	G	A	PTS	PIM	GOALIES	GP	W	L	T	MINS	GA	SO	AVG
						ROLLINS, AL	70	16	39	15	4,200	224	3	3.20

HISTORY OF THE BLACKHAWKS

1957-58 CHICAGO BLACKHAWKS

24-39-7, 55 POINTS, 5TH NHL

GM	DATE	OPPONENT	RESULT	SCORE	RECORD	GM	DATE	OPPONENT	RESULT	SCORE	RECORD
1	10/08	TORONTO	W	1-0	1-0-0	44	01/23	@ Boston	L	3-4	15-25-6
2	10/10	@ Montreal	L	1-5	1-1-0	45	01/25	@ Montreal	L	1-2	15-24-6
3	10/12	@ Boston	L	1-3	1-2-0	46	01/26	NY RANGERS	W	4-3	16-24-6
4	10/15	MONTREAL	T	3-3	1-2-1	47	01/29	@ Toronto	W	4-1	17-24-6
5	10/19	@ Montreal	L	1-3	1-3-1	48	02/01	@ NY Rangers	L	2-3	17-25-6
6	10/20	@ NY Rangers	L	1-6	1-4-1	49	02/02	MONTREAL	L	1-3	17-26-6
7	10/22	BOSTON	W	2-1	2-4-1	50	02/06	@ Boston	W	4-1	18-26-6
8	10/27	@ Detroit	W	3-0	3-4-1	51	02/08	@ Montreal	W	3-2	19-26-6
9	10/29	DETROIT	W	1-0	4-4-1	52	02/09	DETROIT	L	1-2	19-27-6
10	11/02	@ Toronto	T	3-3	4-4-2	53	02/14	NY RANGERS	L	1-3	19-28-6
11	11/03	NY RANGERS	L	2-3	4-5-2	54	02/16	MONTREAL	W	4-0	20-28-6
12	11/09	NY RANGERS	W	5-0	5-5-2	55	02/19	@ NY Rangers	L	2-3	20-29-6
13	11/10	TORONTO	W	3-1	6-5-2	56	02/22	@ Toronto	L	1-3	20-30-6
14	11/13	@ NY Rangers	T	2-2	6-5-3	57	02/23	BOSTON	L	0-2	20-31-6
15	11/14	@ Boston	L	2-5	6-6-3	58	02/26	@ NY Rangers	L	3-4	20-32-6
16	11/16	DETROIT	L	0-1	6-7-3	59	03/01	BOSTON	L	2-3	20-33-6
17	11/17	@ Detroit	W	3-2	7-7-3	60	03/02	TORONTO	L	5-6	20-34-6
18	11/20	@ Toronto	L	1-2	7-8-3	61	03/05	@ Toronto	L	2-5	20-35-6
19	11/22	NY RANGERS	L	2-4	7-9-3	62	03/06	@ Boston	T	4-4	20-35-7
20	11/24	BOSTON	T	2-2	7-9-4	63	03/08	DETROIT	W	4-3	21-35-7
21	11/28	MONTREAL	L	0-2	7-10-4	64	03/09	MONTREAL	L	1-4	21-36-7
22	11/30	@ Montreal	L	1-6	7-11-4	65	03/12	NY RANGERS	L	2-3	21-37-7
23	12/01	TORONTO	L	2-7	7-12-4	66	03/15	@ Montreal	L	1-4	21-38-7
24	12/04	@ NY Rangers	W	2-0	8-12-4	67	03/16	TORONTO	W	3-2	22-38-7
25	12/07	@ Boston	T	2-2	8-12-5	68	03/20	DETROIT	W	5-4	23-38-7
26	12/08	BOSTON	L	0-3	8-13-5	69	03/22	@ Detroit	W	6-4	24-38-7
27	12/14	@ Toronto	L	1-4	8-14-5	70	03/23	@ Boston	L	5-7	24-39-7
28	12/15	MONTREAL	L	0-2	8-15-5						
29	12/21	DETROIT	L	3-5	8-16-5						
30	12/22	@ Detroit	L	0-2	8-17-5						
31	12/25	@ NY Rangers	W	3-1	9-17-5						
32	12/28	BOSTON	T	0-0	9-17-6						
33	12/29	TORONTO	W	2-1	10-17-6						
34	12/31	@ Detroit	L	2-3	10-18-6						
35	01/01	DETROIT	W	4-3	11-18-6						
36	01/04	@ Toronto	W	4-2	12-18-6						
37	01/05	BOSTON	W	4-3	13-18-6						
38	01/09	@ Montreal	L	3-11	13-19-6						
39	01/11	@ Detroit	L	1-4	13-20-6						
40	01/12	MONTREAL	W	7-1	14-20-6						
41	01/16	@ Detroit	L	2-3	14-21-6						
42	01/18	NY RANGERS	L	2-3	14-22-6						
43	01/19	TORONTO	W	5-3	15-22-6						

PLAYER	GP	G	A	PTS	PIM
LITZENBERGER, ED	70	32	30	62	63
HULL, BOBBY	70	13	34	47	60
LINDSAY, TED	68	15	24	39	110
NESTERENKO, ERIC	70	20	18	38	104
SKON, GLEN	70	17	18	35	35
PILOTE, PIERRE	70	6	24	30	91
MURPHY, RON	69	11	17	28	30
VASKO, ELMER	59	6	20	26	51
REIBEL, EARL	40	4	12	16	6
FERGUSON, LORNE	37	6	9	15	22
DEA, BILL	34	5	8	13	4
DINEEN, BILL	41	4	9	13	8
MORISON, GUS	67	3	10	13	60
KACHUR, ED	62	5	7	12	14
MICKOSKI, NICK	28	5	6	11	20
THOMSON, JIM	70	4	7	11	75
CUSHEMAN, JAN	61	2	8	10	67
BAILEY, BOB	28	3	6	9	38

PLAYER	GP	G	A	PTS	PIM
LALANDE, HEC	23	2	2	4	10
MCINTYRE, JACK	27	0	4	4	10
MARTIN, FRANK	4	0	0	0	10
BARKLEY, DOUG	3	0	0	0	0
WARD, DON	3	0	0	0	0
HALL, GLENN	70	0	0	0	10

GOALIES	GP	W	L	T	MINS	GA	SO	AVG
HALL, GLENN	70	24	39	7	4,200	200	7	2.86

TRADITION

RECORDS

PLAYOFFS

HISTORY

PLAYERS

HISTORY OF THE BLACKHAWKS

1958-59 CHICAGO BLACKHAWKS

28-29-13, 69 POINTS, 3RD NHL

GM	DATE	OPPONENT	RESULT	SCORE	RECORD	GM	DATE	OPPONENT	RESULT	SCORE	RECORD
1	10/08	NY RANGERS	L	1-1	0-0-1	44	01/18	MONTREAL	L	1-1	18-16-10
2	10/11	@ Toronto	W	3-1	1-0-1	45	01/21	DETROIT	L	2-3	18-17-10
3	10/12	TORONTO	W	5-2	2-0-1	46	01/24	@ Detroit	L	0-2	18-18-10
4	10/16	@ Detroit	W	7-2	3-0-1	47	01/25	TORONTO	L	1-4	18-19-10
5	10/18	DETROIT	L	1-3	3-1-1	48	01/28	@ NY RANGERS	W	3-1	19-19-10
6	10/19	BOSTON	L	1-4	3-2-1	49	01/31	@ Montreal	T	3-3	19-19-11
7	10/23	@ Montreal	L	1-9	3-3-1	50	02/01	MONTREAL	T	3-3	19-19-12
8	10/25	@ NY Rangers	L	2-6	3-4-1	51	02/05	@ Boston	W	2-1	20-19-12
9	10/28	MONTREAL	T	5-5	3-4-2	52	02/07	@ NY Rangers	W	6-3	21-19-12
10	10/30	@ Boston	L	2-5	3-5-2	53	02/08	TORONTO	W	7-2	22-19-12
11	11/01	@ Montreal	W	4-2	4-5-2	54	02/12	@ Boston	L	4-5	22-20-12
12	11/04	NY RANGERS	W	4-2	5-5-2	55	02/14	@ Toronto	L	1-5	22-21-12
13	11/08	@ Detroit	W	4-3	6-5-2	56	02/15	BOSTON	T	3-3	22-21-13
14	11/11	BOSTON	L	4-8	6-6-2	57	02/18	NY RANGERS	W	4-2	23-21-13
15	11/15	MONTREAL	L	1-3	6-7-2	58	02/21	@ Detroit	L	2-5	23-22-13
16	11/16	DETROIT	W	3-2	7-7-2	59	02/22	TORONTO	W	5-1	24-22-13
17	11/19	BOSTON	W	3-2	8-7-2	60	02/28	BOSTON	W	5-2	25-22-13
18	11/22	@ Montreal	L	1-5	8-8-2	61	03/01	DETROIT	W	3-1	26-22-13
19	11/23	TORONTO	T	3-3	8-8-3	62	03/04	@ Toronto	L	2-5	26-23-13
20	11/27	MONTREAL	L	1-2	8-9-3	63	03/07	NY RANGERS	L	1-6	26-24-13
21	11/29	@ Toronto	W	2-1	9-9-3	64	03/08	MONTREAL	L	1-2	26-25-13
22	11/30	NY RANGERS	T	2-2	9-9-4	65	03/11	@ NY Rangers	W	5-3	27-25-13
23	12/03	@ NY Rangers	L	2-4	9-10-4	66	03/14	@ Montreal	L	4-8	27-26-13
24	12/06	DETROIT	L	3-4	9-11-4	67	03/15	DETROIT	L	1-4	27-27-13
25	12/07	@ Detroit	T	2-2	9-11-5	68	03/17	@ Detroit	L	0-2	27-28-13
26	12/10	TORONTO	T	2-2	9-11-6	69	03/21	@ Toronto	L	1-5	27-29-13
27	12/13	@ Boston	L	2-4	9-12-6	70	03/22	@ Boston	W	4-1	28-29-13
28	12/14	@ NY Rangers	T	3-3	9-12-7						
29	12/17	BOSTON	W	5-2	10-12-7						
30	12/20	@ Montreal	L	1-4	10-13-7						
31	12/21	DETROIT	W	4-2	11-13-7						
32	12/25	@ Boston	L	2-4	11-14-7						
33	12/27	@ Toronto	T	2-2	11-14-8						
34	12/28	TORONTO	W	4-3	12-14-8						
35	12/31	@ Detroit	W	4-2	13-14-8						
36	01/01	MONTREAL	T	2-2	13-14-9						
37	01/03	@ Toronto	W	2-1	14-14-9						
38	01/04	BOSTON	W	5-3	15-14-9						
39	01/07	@ NY Rangers	W	4-0	16-14-9						
40	01/08	@ Boston	W	4-2	17-14-9						
41	01/10	@ Montreal	L	0-1	17-15-9						
42	01/11	NY RANGERS	L	3-4	17-16-9						
43	01/17	NY RANGERS	W	7-1	18-16-9						

- TRADITION
- RECORDS
- PLAYOFFS
- HISTORY
- PLAYERS

PLAYER	GP	G	A	PTS	PIM	PLAYER	GP	G	A	PTS	PIM
LITZENBERGER, ED	70	33	44	77	37	JOHNSON, NORM	7	1	0	1	8
SLOAN, TOD	59	27	35	62	89	GLOVER, HOWARD	13	0	1	1	2
LINDSAY, TED	70	22	36	58	184	MIKITA, STAN	3	0	1	1	4
HULL, BOBBY	70	18	32	50	52	HALL, GLENN	70	0	0	0	0
MURPHY, RON	59	17	30	47	52						
PILOTE, PIERRE	70	7	30	37	79						
NESTERENKO, ERIC	70	16	18	34	81						
LEMICKI, DANNY	58	8	14	22	4						
WHARRAM, KEN	66	10	9	19	14						
BALFOUR, EARL	70	10	8	18	10						
FERGUSON, LORNE	67	7	10	17	44						
VASKO, ELMER	63	6	10	16	52						
ST. LAURENT, DOLLARD	70	4	8	12	28						
ARBOUR, AL	70	2	10	12	86						
EVANS, JACK	70	1	8	9	75						
SKOV, GLEN	70	3	5	8	4						
MCKENZIE, JOHN	32	3	4	7	20						
MALONEY, PHIL	24	2	2	4	4						

GOALIES	GP	W	L	T	MINS	GA	SO	AVG
HALL, GLENN	70	28	29	13	4,200	208	1	2.97

HISTORY OF THE BLACKHAWKS

1959-60 CHICAGO BLACKHAWKS

28-29-13, 69 POINTS, 3RD NHL

GM	DATE	OPPONENT	RESULT	SCORE	RECORD	GM	DATE	OPPONENT	RESULT	SCORE	RECORD
1	10/07	NY RANGERS	W	5-2	1-0-0	44	01/16	@ DETROIT	L	1-3	14-22-8
2	10/10	@ Toronto	L	3-6	1-1-0	45	01/17	NY RANGERS	W	3-1	15-22-8
3	10/11	TORONTO	L	1-3	1-2-0	46	01/20	BOSTON	W	3-1	16-22-8
4	10/14	DETROIT	L	0-2	1-3-0	47	01/23	NY RANGERS	W	2-1	17-22-8
5	10/15	@ Detroit	L	1-2	1-4-0	48	01/24	MONTREAL	L	2-3	17-23-8
6	10/18	BOSTON	T	2-2	1-4-1	49	01/27	@ Toronto	L	1-2	17-24-8
7	10/22	@ Montreal	L	1-4	1-5-1	50	01/30	@ Montreal	T	2-2	17-24-9
8	10/25	@ NY Rangers	L	1-3	1-6-1	51	01/31	TORONTO	T	3-3	17-24-10
9	10/27	MONTREAL	L	1-2	1-7-1	52	02/04	@ Boston	W	7-2	18-24-10
10	11/01	@ Detroit	L	1-2	1-8-1	53	02/06	@ NY Rangers	W	5-1	19-24-10
11	11/03	BOSTON	L	3-6	1-9-1	54	02/07	@ Detroit	L	0-5	19-25-10
12	11/07	@ Montreal	T	2-2	1-9-2	55	02/10	NY RANGERS	W	5-1	20-25-10
13	11/08	@ Boston	L	3-5	1-10-2	56	02/14	MONTREAL	W	2-0	21-25-10
14	11/10	TORONTO	L	1-3	1-11-2	57	02/17	@ NY Rangers	W	5-1	22-25-10
15	11/14	@ Toronto	T	3-3	1-11-3	58	02/20	@ Toronto	L	1-3	22-26-10
16	11/15	DETROIT	W	5-3	2-11-3	59	02/21	TORONTO	W	7-5	23-26-10
17	11/16	@ Detroit	L	2-3	2-12-3	60	02/27	BOSTON	L	1-3	23-27-10
18	11/18	NY RANGERS	W	5-3	3-12-3	61	02/28	DETROIT	W	5-2	24-27-10
19	11/22	MONTREAL	L	1-3	3-13-3	62	03/03	@ Boston	W	2-0	25-27-10
20	11/26	TORONTO	L	3-4	3-14-3	63	03/05	NY RANGERS	W	5-0	26-27-10
21	11/28	NY RANGERS	W	6-2	4-14-3	64	03/06	MONTREAL	W	4-2	27-27-10
22	11/29	@ NY Rangers	T	2-2	4-14-4	65	03/09	@ NY Rangers	T	1-1	27-27-11
23	12/02	BOSTON	T	2-2	4-14-5	66	03/12	@ Montreal	L	0-5	27-28-11
24	12/05	@ Montreal	T	2-2	4-14-6	67	03/13	DETROIT	T	1-1	27-28-12
25	12/06	@ Boston	W	6-3	5-14-6	68	03/15	@ Detroit	W	3-2	28-28-12
26	12/09	DETROIT	L	0-2	5-15-6	69	03/19	@ Toronto	L	0-1	28-29-12
27	12/12	@ Toronto	W	4-2	6-15-6	70	03/20	@ Boston	T	5-5	28-29-13
28	12/13	MONTREAL	T	4-4	6-15-7						
29	12/16	BOSTON	W	4-0	7-15-7						
30	12/17	@ Detroit	L	2-3	7-16-7						
31	12/20	TORONTO	W	7-4	8-16-7						
32	12/23	@ NY Rangers	W	3-0	9-16-7						
33	12/25	@ Boston	L	1-5	9-17-7						
34	12/26	@ Montreal	L	2-9	9-18-7						
35	12/27	BOSTON	W	6-1	10-18-7						
36	01/01	DETROIT	T	4-4	10-18-8						
37	01/02	@ Toronto	W	4-2	11-18-8						
38	01/03	TORONTO	L	0-4	11-19-8						
39	01/06	@ NY Rangers	W	2-1	12-19-8						
40	01/07	@ Boston	L	1-5	12-20-8						
41	01/09	@ Montreal	L	1-2	12-21-8						
42	01/10	MONTREAL	W	3-0	13-21-8						
43	01/13	DETROIT	W	5-2	14-21-8						

TRADITION

RECORDS

PLAYOFFS

HISTORY

PLAYERS

PLAYER	GP	G	A	PTS	PIM	PLAYER	GP	G	A	PTS	PIM			
HULL, BOBBY	70	39	42	81	68	BARKLEY, DOUG	3	0	0	0	2			
HAY, BILL	70	18	37	55	29	HALL, GLENN	70	0	1	1	2			
PILOTE, PIERRE	70	7	38	45	100									
SLOAN, TOD	69	20	20	40	52									
MURPHY, RON	63	15	21	36	18									
NESTERENKO, ERIC	61	13	23	36	71									
BALEFOUR, MURRAY	61	18	12	30	55									
LITZENBERGER, ED	52	12	18	30	15									
VASKO, ELMER	69	3	27	30	110									
MIKITA, STAN	67	8	18	26	119									
LINDSAY, TED	68	7	19	26	91									
WHARRAM, KEN	59	14	11	25	16									
ST. LAURENT, DOLLARD	69	4	13	17	60									
MALONEY, PHIL	22	6	4	10	0									
BALEFOUR, EARL	70	3	5	8	16									
SKOV, GLEN	69	3	4	7	16									
ARBOUR, AL	57	1	5	6	64	GOALIES	GP	W	L	T	MINS	GA	SO	AVG
EVANS, JACK	68	0	4	4	60	HALL, GLENN	70	28	29	13	4,200	179	6	2.56

HISTORY OF THE BLACKHAWKS

1960-61 CHICAGO BLACKHAWKS

29-24-17, 75 POINTS, 3RD NHL

GM	DATE	OPPONENT	RESULT	SCORE	RECORD	GM	DATE	OPPONENT	RESULT	SCORE	RECORD
1	10/05	DETROIT	T	1-1	0-0-1	44	01/18	MONTREAL	L	0-4	18-17-9
2	10/06	@ Detroit	W	4-2	1-0-1	45	01/21	NY RANGERS	W	5-3	19-17-9
3	10/09	NY RANGERS	W	3-2	2-0-1	46	01/22	BOSTON	W	8-3	20-17-9
4	10/12	TORONTO	W	3-0	3-0-1	47	01/26	@ Detroit	T	2-2	20-17-10
5	10/16	BOSTON	W	5-2	4-0-1	48	01/28	@ Toronto	L	1-2	20-18-10
6	10/19	@ NY Rangers	L	0-2	4-1-1	49	01/29	MONTREAL	T	1-1	20-18-11
7	10/22	@ Montreal	W	4-2	5-1-1	50	02/01	@ NY Rangers	L	1-3	20-19-11
8	10/25	@ Boston	T	2-2	5-1-2	51	02/02	@ Boston	T	2-2	20-19-12
9	10/25	MONTREAL	W	8-4	6-1-2	52	02/04	@ Montreal	W	4-1	21-19-12
10	10/29	@ Toronto	L	4-8	6-2-2	53	02/05	TORONTO	T	1-1	21-19-13
11	10/30	@ Detroit	L	1-2	6-3-2	54	02/08	DETROIT	W	5-2	22-19-13
12	11/02	NY RANGERS	T	4-4	6-3-3	55	02/12	MONTREAL	W	3-1	23-19-13
13	11/05	@ Montreal	T	4-4	6-3-4	56	02/15	NY RANGERS	W	5-2	24-19-13
14	11/06	@ Boston	L	0-4	6-4-4	57	02/18	@ Toronto	L	2-5	24-20-13
15	11/09	TORONTO	W	2-0	7-4-4	58	02/19	BOSTON	T	2-2	24-20-14
16	11/12	@ Toronto	L	1-7	7-5-4	59	02/22	@ NY Rangers	L	2-4	24-21-14
17	11/13	DETROIT	W	7-1	8-5-4	60	02/25	@ Montreal	T	1-1	24-21-15
18	11/15	@ Detroit	L	2-3	8-6-4	61	02/26	BOSTON	W	7-2	25-21-15
19	11/17	BOSTON	W	4-2	9-6-4	62	02/28	@ Detroit	L	1-3	25-22-15
20	11/20	MONTREAL	T	1-1	9-6-5	63	03/02	NY RANGERS	W	7-1	26-22-15
21	11/24	TORONTO	W	2-1	10-6-5	64	03/05	TORONTO	W	3-1	27-22-15
22	11/26	@ Montreal	L	2-4	10-7-5	65	03/08	@ NY Rangers	W	4-3	28-22-15
23	11/27	@ NY Rangers	T	3-3	10-7-6	66	03/11	@ Toronto	T	2-2	28-22-16
24	11/30	BOSTON	T	2-2	10-7-7	67	03/12	MONTREAL	L	2-6	28-23-16
25	12/04	MONTREAL	L	5-7	10-8-7	68	03/15	DETROIT	T	2-2	28-23-17
26	12/08	@ Boston	L	1-5	10-9-7	69	03/18	@ Montreal	W	4-1	29-23-17
27	12/10	@ Toronto	L	2-5	10-10-7	70	03/19	@ Boston	L	3-4	29-24-17
28	12/11	TORONTO	L	1-6	10-11-7						
29	12/14	NY RANGERS	W	4-0	11-11-7						
30	12/18	DETROIT	L	2-3	11-12-7						
31	12/21	@ NY Rangers	T	2-2	11-12-8						
32	12/22	@ Boston	L	2-4	11-13-8						
33	12/24	@ Montreal	L	1-3	11-14-8						
34	12/25	@ Detroit	W	3-0	12-14-8						
35	12/28	BOSTON	W	4-3	13-14-8						
36	12/31	@ Detroit	W	3-0	14-14-8						
37	01/01	DETROIT	W	3-0	15-14-8						
38	01/04	@ NY Rangers	W	3-2	16-14-8						
39	01/05	@ Boston	W	4-3	17-14-8						
40	01/08	TORONTO	W	5-1	18-14-8						
41	01/11	DETROIT	T	2-2	18-14-9						
42	01/14	@ Toronto	L	1-4	18-15-9						
43	01/15	NY RANGERS	L	1-3	18-16-9						

- TRADITION
- RECORDS
- PLAYOFFS
- HISTORY
- PLAYERS

PLAYER	GP	G	A	PTS	PIM	PLAYER	GP	G	A	PTS	PIM			
HAY, BILL	69	11	48	59	45	ARBOUR, AL	53	3	2	5	38			
HULL, BOBBY	67	31	25	56	43	HICKS, WAYNE	1	0	0	0	0			
MIKITA, STAN	68	19	34	53	94	HALL, GLENN	70	0	1	1	0			
BALFOUR, MURRAY	70	21	27	48	123									
WHARRAM, KEN	64	16	29	45	12									
MURPHY, RON	70	21	19	40	30									
NESTERENKO, ERIC	68	19	19	38	127									
PILOTE, PIERRE	70	6	29	35	169									
SLOAN, TOD	67	11	23	34	48									
MCDONALD, AB	61	17	16	33	22									
LITZENBERGER, ED	62	10	22	32	12									
VASKO, ELMER	63	4	18	22	42									
ST. LAURENT, DOLLARD	67	2	17	19	58									
FLEMING, REG	66	4	4	8	143									
EVANS, JACK	69	0	8	8	58	GOALIES	GP	W	L	T	MINS	GA	SO	AVG
BALFOUR, EARL	68	3	3	6	4	HALL, GLENN	70	29	24	17	4,200	177	6	2.53

HISTORY OF THE BLACKHAWKS

1961-62 CHICAGO BLACKHAWKS

31-26-13, 75 POINTS, 3RD NHL

GM	DATE	OPPONENT	RESULT	SCORE	RECORD	GM	DATE	OPPONENT	RESULT	SCORE	RECORD
1	10/14	@ Detroit	T	5-3	0-0-1	44	01/21	NY RANGERS	W	3-1	15-16-13
2	10/15	DETROIT	T	2-2	0-0-2	45	01/24	TORONTO	W	2-1	16-16-13
3	10/17	BOSTON	W	5-3	1-0-2	46	01/27	@ Boston	L	3-5	16-17-13
4	10/19	NY RANGERS	L	2-4	1-1-2	47	01/28	@ NY Rangers	W	3-0	17-17-13
5	10/21	@ Toronto	T	1-1	1-1-3	48	01/31	DETROIT	W	4-1	18-17-13
6	10/22	MONTREAL	L	2-3	1-2-3	49	02/01	@ Detroit	W	7-4	19-17-13
7	10/25	@ NY Rangers	T	1-1	1-2-4	50	02/03	BOSTON	W	6-3	20-17-13
8	10/26	@ Montreal	L	1-7	1-3-4	51	02/04	TORONTO	W	2-1	21-17-13
9	10/29	@ Boston	T	2-2	1-3-5	52	02/08	@ Boston	W	6-2	22-17-13
10	10/31	NY RANGERS	L	2-4	1-4-5	53	02/10	@ NY Rangers	L	1-2	22-18-13
11	11/04	@ Toronto	L	1-2	1-5-5	54	02/11	MONTREAL	L	3-4	22-19-13
12	11/05	@ Boston	W	4-3	2-5-5	55	02/14	NY RANGERS	W	4-3	23-19-13
13	11/07	TORONTO	W	6-0	3-5-5	56	02/17	@ Montreal	L	2-6	23-20-13
14	11/11	@ Montreal	L	1-2	3-6-5	57	02/18	BOSTON	W	6-0	24-20-13
15	11/12	@ NY Rangers	L	1-4	3-7-5	58	02/21	DETROIT	W	6-4	25-20-13
16	11/15	DETROIT	W	2-0	4-7-5	59	02/24	@ Detroit	W	6-1	26-20-13
17	11/19	MONTREAL	T	3-3	4-7-6	60	02/25	BOSTON	W	8-0	27-20-13
18	11/23	TORONTO	L	2-5	4-8-6	61	02/28	@ Toronto	L	2-4	27-21-13
19	11/26	DETROIT	W	4-1	5-8-6	62	03/01	@ Boston	W	5-4	28-21-13
20	11/29	BOSTON	W	7-4	6-8-6	63	03/04	MONTREAL	W	5-2	29-21-13
21	12/02	@ Toronto	L	4-6	6-9-6	64	03/11	TORONTO	L	2-3	29-22-13
22	12/03	MONTREAL	L	0-1	6-10-6	65	03/15	@ Montreal	L	5-6	29-23-13
23	12/06	@ NY Rangers	W	8-3	7-10-6	66	03/17	@ Toronto	W	3-1	30-23-13
24	12/07	@ Boston	W	5-2	8-10-6	67	03/18	@ Detroit	L	1-4	30-24-13
25	12/09	@ Detroit	L	0-3	8-11-6	68	03/20	DETROIT	W	3-0	31-24-13
26	12/10	DETROIT	L	2-3	8-12-6	69	03/24	@ Montreal	L	3-5	31-25-13
27	12/13	BOSTON	T	2-2	8-12-7	70	03/25	@ NY Rangers	L	1-4	31-26-13
28	12/17	NY RANGERS	W	3-1	9-12-7						
29	12/21	@ Montreal	W	4-3	10-12-7						
30	12/23	@ NY Rangers	L	3-7	10-13-7						
31	12/25	TORONTO	T	3-3	10-13-8						
32	12/27	@ Toronto	T	0-0	10-13-9						
33	12/28	@ Detroit	T	2-2	10-13-10						
34	12/30	@ Montreal	T	4-4	10-13-11						
35	01/01	MONTREAL	W	2-0	11-13-11						
36	01/03	NY RANGERS	W	2-1	12-13-11						
37	01/04	@ Detroit	T	1-1	12-13-12						
38	01/06	@ Toronto	L	3-6	12-14-12						
39	01/07	BOSTON	L	0-2	12-15-12						
40	01/11	@ Boston	W	6-0	13-15-12						
41	01/13	NY RANGERS	W	4-2	14-15-12						
42	01/14	TORONTO	T	2-2	14-15-13						
43	01/17	MONTREAL	L	3-7	14-16-13						

PLAYER	GP	G	A	PTS	PIM	PLAYER	GP	G	A	PTS	PIM
HULL, BOBBY	70	50	34	84	35	HALL, MURRAY	2	0	0	0	0
MIKITA, STAN	70	25	52	77	97	HALL, GLENN	70	0	0	0	12
HAN, BILL	60	11	52	63	34						
HORVATH, BRONCO	68	17	29	46	19						
PILOTE, PIERRE	59	7	35	42	97						
MCDONALD, AB	65	22	18	40	8						
WHARRAM, KEN	62	14	23	37	22						
BALEFOUR, MURRAY	49	15	15	30	70						
NESTERENKO, RYRY	68	15	14	29	97						
MURPHY, RON	60	12	16	28	41						
VASKO, ELMER	64	2	22	24	87						
MELNYK, GERRY	63	5	16	21	2						
EVANS, JACK	70	3	14	17	80						
FLEMING, REG	70	7	9	16	71						
ST. LAURENT, DOLLARD	64	0	13	13	44						
TURNER, BOB	69	8	2	10	52						
MAKI, CHICO	16	4	6	10	2						
HILLMAN, WAYNE	19	0	2	2	14						

GOALIES	GP	W	L	T	MIN	GA	SO	AVG
HALL, GLENN	70	31	26	13	4,200	184	9	2.63

TRADITION

RECORDS

PLAYOFFS

HISTORY

PLAYERS

HISTORY OF THE BLACKHAWKS

1962-63 CHICAGO BLACKHAWKS

32-21-17, 81 POINTS, 2ND NHL

GM	DATE	OPPONENT	RESULT	SCORE	RECORD	GM	DATE	OPPONENT	RESULT	SCORE	RECORD
1	10/10	TORONTO	L	1-3	0-1-0	44	01/19	@ Toronto	W	4-1	21-15-10
2	10/13	DETROIT	T	0-0	0-1-1	45	01/20	NY RANGERS	W	6-2	22-15-10
3	10/14	@ Boston	T	2-2	0-1-2	46	01/23	@ NY Rangers	T	3-3	22-13-11
4	10/17	@ NY Rangers	W	5-1	1-1-2	47	01/26	@ Detroit	W	3-0	23-13-11
5	10/20	@ Toronto	L	1-3	1-2-2	48	01/27	MONTREAL	L	1-3	23-14-11
6	10/21	@ Detroit	L	1-3	1-3-2	49	01/31	@ Boston	W	9-2	24-14-11
7	10/23	MONTREAL	T	4-4	1-3-3	50	02/02	@ Montreal	T	3-3	24-14-12
8	10/27	@ Montreal	W	3-2	2-3-3	51	02/03	TORONTO	W	3-1	25-14-12
9	10/28	@ NY Rangers	W	5-3	3-3-3	52	02/06	DETROIT	T	3-3	25-14-13
10	10/30	NY RANGERS	W	5-3	4-3-3	53	02/09	@ NY Rangers	T	3-3	25-14-14
11	11/01	@ Boston	W	4-2	5-3-3	54	02/10	NY RANGERS	W	4-2	26-14-14
12	11/04	@ Detroit	L	1-3	5-4-3	55	02/16	@ Montreal	L	2-4	26-15-14
13	11/07	BOSTON	T	3-3	5-4-4	56	02/17	BOSTON	W	3-1	27-15-14
14	11/10	@ Montreal	W	3-1	6-4-4	57	02/21	@ Detroit	W	5-3	28-15-14
15	11/11	TORONTO	L	3-5	6-5-4	58	02/23	DETROIT	W	3-2	29-15-14
16	11/14	DETROIT	W	4-2	7-5-4	59	02/24	BOSTON	W	4-3	30-15-14
17	11/17	@ NY Rangers	W	4-3	8-5-4	60	02/27	@ Toronto	L	3-6	30-16-14
18	11/18	MONTREAL	T	1-1	8-5-5	61	02/28	NY RANGERS	L	1-6	30-17-14
19	11/22	TORONTO	W	1-0	9-5-5	62	03/03	MONTREAL	T	2-2	30-17-15
20	11/24	DETROIT	T	1-1	9-5-6	63	03/06	@ NY Rangers	L	2-5	30-18-15
21	11/25	@ Detroit	L	2-3	9-6-6	64	03/10	TORONTO	T	1-1	30-18-16
22	11/29	@ Boston	W	5-0	10-6-6	65	03/14	@ Boston	W	2-0	31-18-16
23	12/01	@ Montreal	L	1-2	10-7-6	66	03/16	@ Toronto	L	0-3	31-19-16
24	12/02	NY RANGERS	W	5-1	11-7-6	67	03/17	@ Detroit	L	2-4	31-20-16
25	12/05	BOSTON	W	5-4	12-7-6	68	03/19	DETROIT	L	1-5	31-21-16
26	12/08	@ Toronto	T	1-1	12-7-7	69	03/23	@ Montreal	T	4-4	31-21-17
27	12/09	MONTREAL	W	2-1	13-7-7	70	03/24	@ Boston	W	4-3	32-21-17
28	12/12	NY RANGERS	W	4-3	14-7-7						
29	12/15	@ Detroit	L	1-3	14-8-7						
30	12/16	TORONTO	L	2-6	14-9-7						
31	12/19	BOSTON	W	3-2	15-9-7						
32	12/22	@ Montreal	T	1-1	15-9-8						
33	12/23	@ NY Rangers	W	3-1	16-9-8						
34	12/25	MONTREAL	L	0-6	16-10-8						
35	12/29	@ Toronto	T	1-1	16-10-9						
36	12/30	BOSTON	W	4-2	17-10-9						
37	01/01	DETROIT	W	4-2	18-10-9						
38	01/06	TORONTO	L	1-5	18-11-9						
39	01/09	@ Toronto	W	3-1	19-11-9						
40	01/10	@ Boston	L	4-5	19-12-9						
41	01/12	NY RANGERS	W	3-1	20-12-9						
42	01/13	MONTREAL	T	2-2	20-12-10						
43	01/16	BOSTON	L	4-5	20-13-10						

TRADITION
RECORDS
PLAYOFFS
HISTORY
PLAYERS

PLAYER	GP	G	A	PTS	PIM	PLAYER	GP	G	A	PTS	PIM
MIKITA, STAN	65	31	45	76	69	HALL, GLENN	66	0	0	0	0
HULL, BOBBY	65	31	31	62	27	DEJORDY, DENIS	5	0	0	0	0
MCDONALD, AB	69	20	41	61	12						
HAY, BILL	64	12	33	45	38						
WHARRAM, KEN	55	20	18	38	17						
MURPHY, RON	68	18	16	34	28						
BALFOUR, MURRAY	65	10	23	33	73						
LUNDE, LEN	60	6	22	28	30						
NESTERENKO, ERIC	67	12	15	27	103						
PILOTE, PIERRE	59	8	18	26	57						
MAKI, CHICO	65	7	17	24	35						
MACNEIL, AL	70	2	19	21	100						
FLEMING, REG	64	7	7	14	99						
VASKO, ELMER	64	4	9	13	70						
HILLMAN, WAYNE	67	3	5	8	72						
EVANS, JACK	69	0	8	8	46						
TURNER, BOB	70	3	3	6	20						
ERICKSON, AULTRY	3	0	0	0	8						

GOALIES	GP	W	L	T	MINS	GA	SO	AVG
HALL, GLENN	66	30	20	15	3,910	161	5	2.47
DEJORDY, DENIS	5	2	1	2	290	12	0	2.49

HISTORY OF THE BLACKHAWKS

1963-64 CHICAGO BLACKHAWKS

36-22-12, 84 POINTS, 2ND NHL

GM	DATE	OPPONENT	RESULT	SCORE	RECORD	GM	DATE	OPPONENT	RESULT	SCORE	RECORD
1	10/09	NY RANGERS	W	5-1	1-0-0	44	01/19	TORONTO	L	0-2	25-14-7
2	10/10	@ Detroit	L	3-5	1-1-0	45	01/23	@ Boston	W	3-1	24-14-7
3	10/13	TORONTO	W	4-2	2-1-0	46	01/25	@ Detroit	L	3-5	24-15-7
4	10/16	BOSTON	W	5-2	3-1-0	47	01/26	MONTREAL	T	2-2	24-15-8
5	10/20	MONTREAL	W	5-3	4-1-0	48	01/29	DETROIT	T	2-2	24-15-9
6	10/24	@ Detroit	T	2-2	4-1-1	49	02/01	@ NY Rangers	T	2-2	24-15-10
7	10/26	@ Montreal	T	1-1	4-1-2	50	02/02	@ Boston	W	5-2	25-15-10
8	10/27	@ NY Rangers	W	4-1	5-1-2	51	02/05	DETROIT	W	4-2	26-15-10
9	10/29	DETROIT	W	5-1	6-1-2	52	02/06	@ Detroit	L	0-4	26-16-10
10	11/02	@ Toronto	W	2-0	7-1-2	53	02/08	@ Toronto	T	3-3	26-16-11
11	11/05	NY RANGERS	W	3-2	8-1-2	54	02/09	TORONTO	W	2-1	27-16-11
12	11/07	@ Montreal	T	2-2	8-1-3	55	02/12	NY RANGERS	W	5-2	28-16-11
13	11/09	@ Toronto	T	3-3	8-1-4	56	02/15	@ Toronto	L	0-4	28-17-11
14	11/10	@ Boston	L	2-4	8-2-4	57	02/16	BOSTON	W	5-3	29-17-11
15	11/13	BOSTON	W	6-4	9-2-4	58	02/19	@ NY Rangers	W	7-2	30-17-11
16	11/16	@ Montreal	W	5-2	10-2-4	59	02/22	@ Montreal	L	1-3	30-18-11
17	11/17	TORONTO	W	6-0	11-2-4	60	02/23	BOSTON	W	2-0	31-18-11
18	11/20	DETROIT	W	5-2	12-2-4	61	02/27	DETROIT	W	4-2	32-18-11
19	11/24	MONTREAL	W	7-3	13-2-4	62	02/29	@ Toronto	L	1-4	32-19-11
20	11/28	TORONTO	W	2-0	14-2-4	63	03/01	MONTREAL	W	4-3	33-19-11
21	11/30	@ NY Rangers	W	3-2	15-2-4	64	03/04	@ NY Rangers	L	3-4	33-20-11
22	12/01	NY RANGERS	T	3-3	15-2-5	65	03/05	@ Boston	T	4-4	33-20-12
23	12/04	BOSTON	T	2-2	15-2-6	66	03/08	TORONTO	W	4-3	34-20-12
24	12/07	@ Toronto	L	0-3	15-3-6	67	03/14	@ Montreal	L	3-4	34-21-12
25	12/08	MONTREAL	W	3-0	16-3-6	68	03/15	@ Detroit	L	3-5	34-22-12
26	12/11	@ NY Rangers	W	6-2	17-3-6	69	03/17	NY RANGERS	W	4-0	35-22-12
27	12/12	@ Boston	L	1-2	17-4-6	70	03/22	@ Boston	W	4-3	36-22-12
28	12/14	@ Detroit	L	4-5	17-5-6						
29	12/15	DETROIT	T	4-4	17-5-7						
30	12/18	BOSTON	L	1-2	17-6-7						
31	12/21	@ Montreal	L	2-3	17-7-7						
32	12/22	@ Boston	W	4-1	18-7-7						
33	12/25	MONTREAL	W	3-1	19-7-7						
34	12/27	@ NY Rangers	L	2-4	19-8-7						
35	12/29	TORONTO	W	2-0	20-8-7						
36	01/01	NY RANGERS	L	2-5	20-9-7						
37	01/04	@ Toronto	L	0-3	20-10-7						
38	01/05	BOSTON	W	5-3	21-10-7						
39	01/09	@ Detroit	L	3-5	21-11-7						
40	01/11	DETROIT	W	6-3	22-11-7						
41	01/12	MONTREAL	L	1-2	22-12-7						
42	01/16	@ Montreal	L	0-1	22-13-7						
43	01/18	NY RANGERS	W	6-1	23-13-7						

PLAYER	GP	G	A	PTS	PIM
MIKITA, STAN	70	39	50	89	146
HULL, BOBBY	70	43	44	87	48
WHARRAM, KEN	70	39	32	71	18
HAY, BILL	70	23	33	56	30
PILOTE, PIERRE	70	7	46	53	84
MCDONALD, AB	70	14	32	46	17
NESTERENKO, ERIC	70	7	19	26	93
MACNEIL, AL	70	5	19	24	91
MAKI, CHICO	68	8	14	22	70
VASKO, ELMER	70	2	18	20	65
MURPHY, RON	70	11	8	19	32
MCKENZIE, JOHN	45	9	9	18	50
BALEFOUR, MURRAY	41	2	10	12	36
FLEMING, REG	61	3	6	9	140
YOUNG, HOWIE	39	0	7	7	99
ESPOSITO, PHIL	27	3	2	5	2
HILLMAN, WAYNE	59	1	4	5	51
HALL, MURRAY	23	2	0	2	0

PLAYER	GP	G	A	PTS	PIM
ERICKSON, ALTRY	31	0	1	1	34
HALL, GLENN	65	0	2	2	2
DEJORDY, DENIS	6	0	0	0	0

GOALIES	GP	W	L	T	MINs	GA	SO	AVG
HALL, GLENN	65	34	19	11	3,860	148	7	2.30
DEJORDY, DENIS	6	2	3	1	340	19	0	3.35

TRADITION

RECORDS

PLAYOFFS

HISTORY

PLAYERS

HISTORY OF THE BLACKHAWKS

1964-65 CHICAGO BLACKHAWKS

34-28-8, 76 POINTS, 3RD NHL

GM	DATE	OPPONENT	RESULT	SCORE	RECORD	GM	DATE	OPPONENT	RESULT	SCORE	RECORD
1	10/14	BOSTON	W	5-0	1-0-0	44	01/27	@ Montreal	L	0-2	25-16-5
2	10/17	DETROIT	W	4-2	2-0-0	45	01/28	@ Boston	W	6-2	24-16-5
3	10/18	@ Detroit	L	2-3	2-1-0	46	01/30	@ Detroit	L	1-3	24-17-5
4	10/21	@ Montreal	T	5-5	2-1-1	47	01/31	MONTREAL	W	3-0	25-17-5
5	10/25	@ NY Rangers	W	5-2	3-1-1	48	02/03	@ NY Rangers	W	4-1	26-17-5
6	10/27	TORONTO	L	2-3	3-2-1	49	02/06	@ Toronto	W	6-3	27-17-5
7	10/31	@ Toronto	L	1-5	3-3-1	50	02/07	TORONTO	L	1-2	27-18-5
8	11/01	@ Boston	L	2-5	3-4-1	51	02/10	DETROIT	W	5-2	28-18-5
9	11/05	NY RANGERS	W	2-1	4-4-1	52	02/11	@ Detroit	L	3-5	28-19-5
10	11/07	@ Montreal	W	3-1	5-4-1	53	02/15	@ NY Rangers	W	3-0	29-19-5
11	11/08	@ Boston	L	2-3	5-5-1	54	02/14	MONTREAL	T	2-2	29-19-6
12	11/11	MONTREAL	L	1-4	5-6-1	55	02/17	NY RANGERS	W	5-4	30-19-6
13	11/15	TORONTO	W	4-2	6-6-1	56	02/20	@ Toronto	L	3-4	30-20-6
14	11/18	DETROIT	W	3-1	7-6-1	57	02/21	BOSTON	W	7-0	31-20-6
15	11/21	@ Toronto	L	0-1	7-7-1	58	02/24	DETROIT	W	3-2	32-20-6
16	11/22	MONTREAL	W	6-2	8-7-1	59	02/27	@ Montreal	T	3-3	32-20-7
17	11/26	TORONTO	L	2-4	8-8-1	60	02/28	BOSTON	L	4-5	32-21-7
18	11/29	BOSTON	L	3-4	8-9-1	61	03/03	DETROIT	L	0-2	32-22-7
19	12/02	@ NY Rangers	T	3-3	8-9-2	62	03/06	@ Toronto	L	1-4	32-23-7
20	12/05	@ Montreal	L	3-5	8-10-2	63	03/07	MONTREAL	W	7-0	33-23-7
21	12/06	NY RANGERS	L	1-4	8-11-2	64	03/10	@ NY Rangers	T	1-1	33-25-8
22	12/09	@ NY Rangers	W	6-1	9-11-2	65	03/14	TORONTO	W	5-3	34-25-8
23	12/10	@ Boston	W	5-1	10-11-2	66	03/17	@ Boston	L	1-2	34-24-8
24	12/12	@ Detroit	W	3-2	11-11-2	67	03/20	@ Montreal	L	2-3	34-25-8
25	12/13	DETROIT	W	5-0	12-11-2	68	03/21	@ Detroit	L	1-5	34-26-8
26	12/16	BOSTON	W	7-5	13-11-2	69	03/23	NY RANGERS	L	2-3	34-27-8
27	12/19	@ Montreal	W	6-3	14-11-2	70	03/28	@ Boston	L	1-3	34-28-8
28	12/20	@ Boston	W	3-2	15-11-2						
29	12/25	TORONTO	T	3-3	15-11-3						
30	12/26	@ Toronto	W	5-3	16-11-3						
31	12/27	BOSTON	W	6-2	17-11-3						
32	12/29	@ NY Rangers	W	4-2	18-11-3						
33	12/31	@ Detroit	T	1-1	18-11-4						
34	01/01	NY RANGERS	W	2-1	19-11-4						
35	01/03	MONTREAL	L	1-2	19-12-4						
36	01/06	TORONTO	L	1-3	19-13-4						
37	01/09	@ Detroit	W	7-4	20-13-4						
38	01/10	DETROIT	W	3-2	21-13-4						
39	01/13	@ Toronto	T	0-0	21-13-5						
40	01/16	NY RANGERS	L	3-6	21-14-5						
41	01/17	MONTREAL	L	2-4	21-15-5						
42	01/20	BOSTON	W	7-1	22-15-5						
43	01/24	NY RANGERS	W	7-2	23-15-5						

TRADITION

RECORDS

PLAYOFFS

HISTORY

PLAYERS

PLAYER	GP	G	A	PTS	PIM	PLAYER	GP	G	A	PTS	PIM
MIKITA, STAN	70	28	59	87	154	BRENNEMAN, JOHN	17	1	0	1	2
HULL, BOBBY	61	39	32	71	32	HILLMAN, WAYNE	19	0	1	1	8
PILOTE, PIERRE	68	14	45	59	162	HODGE, KEN	1	0	0	0	2
ESPOSITO, PHIL	70	23	32	55	44	MICKEY, LARRY	1	0	0	0	0
WHARRAM, KEN	68	24	20	44	27	DEJORDY, DENIS	30	0	1	1	0
MAKI, CHICO	65	16	24	40	58	HALL, GLENN	41	0	0	0	2
HAY, BILL	69	11	26	37	36						
MOHNS, DOUG	49	13	20	33	89						
NESTERENKO, ERIC	56	14	16	30	63						
RAWLICH, MATT	61	3	16	19	80						
MCKENZIE, JOHN	51	8	10	18	44						
STANFIELD, FRED	58	7	10	17	14						
JARRETT, DOUG	46	2	15	17	34						
HULL, DENNIS	55	10	4	14	16						
ROBINSON, DOUG	40	2	9	11	8						
VASKO, ELMER	69	1	10	11	56						
MACNEIL, AL	69	3	7	10	119						
HENRY, CAMILLE	22	5	3	8	2						

GOALIES	GP	W	L	T	MINS	GA	SO	AVG
HALL, GLENN	41	19	16	5	2,440	99	4	2.44
DEJORDY, DENIS	30	15	12	3	1,760	74	3	2.53

HISTORY OF THE BLACKHAWKS

1965-66 CHICAGO BLACKHAWKS

37-25-8, 82 POINTS, 2ND NHL

GM	DATE	OPPONENT	RESULT	SCORE	RECORD	GM	DATE	OPPONENT	RESULT	SCORE	RECORD
1	10/25	@ Toronto	W	4-0	1-0-0	44	01/30	@ Detroit	W	5-1	25-15-6
2	10/24	@ Boston	W	6-2	2-0-0	45	02/02	NY RANGERS	W	4-3	24-15-6
3	10/28	@ Detroit	W	5-1	3-0-0	46	02/05	@ Toronto	L	2-5	24-16-6
4	10/30	@ Montreal	W	6-4	4-0-0	47	02/06	TORONTO	W	3-2	25-16-6
5	11/03	BOSTON	T	2-2	4-0-1	48	02/09	DETROIT	W	2-1	26-16-6
6	11/07	TORONTO	W	9-0	5-0-1	49	02/12	MONTREAL	T	2-2	26-16-7
7	11/10	DETROIT	W	5-2	6-0-1	50	02/15	NY RANGERS	W	6-1	27-16-7
8	11/13	MONTREAL	L	2-5	6-1-1	51	02/16	@ NY Rangers	W	5-2	28-16-7
9	11/14	NY RANGERS	L	2-4	6-2-1	52	02/19	@ Montreal	L	2-5	28-17-7
10	11/17	@ NY Rangers	W	5-3	7-2-1	53	02/20	BOSTON	W	5-1	29-17-7
11	11/20	@ Toronto	L	1-3	7-3-1	54	02/23	TORONTO	L	2-3	29-18-7
12	11/21	TORONTO	L	3-7	7-4-1	55	02/26	@ Detroit	W	4-1	30-18-7
13	11/23	@ Detroit	W	3-2	8-4-1	56	02/27	BOSTON	W	7-1	31-18-7
14	11/25	DETROIT	W	3-1	9-4-1	57	03/02	DETROIT	W	5-4	32-18-7
15	11/27	@ NY Rangers	W	1-0	10-4-1	58	03/05	@ Toronto	L	0-5	32-19-7
16	11/28	MONTREAL	L	1-2	10-5-1	59	03/06	MONTREAL	L	0-1	32-20-7
17	12/01	BOSTON	W	4-2	11-5-1	60	03/09	@ NY Rangers	L	0-1	32-21-7
18	12/04	@ Boston	W	10-1	12-5-1	61	03/12	NY RANGERS	W	4-2	33-21-7
19	12/05	@ NY Rangers	W	6-2	13-5-1	62	03/13	TORONTO	W	5-1	34-21-7
20	12/08	NY RANGERS	T	2-2	13-5-2	63	03/16	DETROIT	W	4-1	35-21-7
21	12/11	@ Montreal	L	1-2	13-6-2	64	03/19	@ Toronto	L	2-4	35-22-7
22	12/12	MONTREAL	L	3-5	13-7-2	65	03/20	MONTREAL	W	4-2	36-22-7
23	12/15	BOSTON	W	8-4	14-7-2	66	03/24	@ Boston	L	1-3	36-23-7
24	12/18	@ Detroit	L	1-3	14-8-2	67	03/27	@ Detroit	T	1-1	36-23-8
25	12/19	DETROIT	W	5-4	15-8-2	68	03/29	BOSTON	W	4-2	37-23-8
26	12/22	NY RANGERS	W	4-3	16-8-2	69	04/02	@ Montreal	L	3-8	37-24-8
27	12/25	@ Toronto	L	3-5	16-9-2	70	04/03	@ Boston	L	2-4	37-25-8
28	12/26	TORONTO	T	1-1	16-9-3						
29	12/29	@ NY Rangers	W	3-0	17-9-3						
30	12/31	@ Detroit	W	4-1	18-9-3						
31	01/02	BOSTON	W	3-1	19-9-3						
32	01/05	@ Montreal	W	4-2	20-9-3						
33	01/08	@ NY Rangers	L	4-6	20-10-3						
34	01/09	TORONTO	W	5-3	21-10-3						
35	01/13	@ Boston	T	1-1	21-10-4						
36	01/15	@ Montreal	L	4-6	21-11-4						
37	01/16	NY RANGERS	L	5-6	21-12-4						
38	01/20	@ Boston	L	3-4	21-13-4						
39	01/22	@ Toronto	L	0-4	21-14-4						
40	01/23	MONTREAL	T	3-3	21-14-5						
41	01/26	@ Montreal	W	4-2	22-14-5						
42	01/27	@ Boston	L	3-5	22-15-5						
43	01/29	DETROIT	T	4-4	22-15-6						

TRADITION

RECORDS

PLAYOFFS

HISTORY

PLAYERS

PLAYER	GP	G	A	PTS	PIM	PLAYER	GP	G	A	PTS	PIM
HULL, BOBBY	65	54	43	97	66	MISZUK, JOHN	2	1	1	2	2
MIKITA, STAN	68	30	48	78	58	MACNEIL, AL	51	0	1	1	34
ESPOSITO, PHIL	69	27	26	53	49	RICHARDSON, DAVE	3	0	0	0	2
HAY, BILL	68	20	31	51	20	STRATTON, ART	2	0	0	0	0
MOHNS, DOUG	70	22	27	49	63	HALL, GLENN	63	0	2	2	14
MAKI, CHICO	68	17	31	48	41	DRYDEN, DAVE	11	0	1	1	0
WHARRAM, KEN	69	26	17	43	28						
NESTERENKO, ERIC	67	15	25	40	58						
PILOTE, PIERRE	51	2	34	36	60						
STAPLETON, PAT	55	4	30	34	52						
HODGE, KEN	63	6	17	23	45						
JARRETT, DOUG	66	4	12	16	71						
RANULICH, MATT	62	0	16	16	78						
ANGOTTI, LOU	30	4	10	14	8						
LUNDE, LEN	24	4	7	11	2						
VASKO, ELMER	56	1	7	8	44						
HULL, DENNIS	25	1	5	6	6						
STANFIELD, FRED	39	2	2	4	0						

GOALIES	GP	W	L	T	MINS	GA	SO	AVG
HALL, GLENN	64	34	22	8	3,747	164	4	2.63
DRYDEN, DAVE	11	3	3	0	453	23	0	3.04

HISTORY OF THE BLACKHAWKS

1966-67 CHICAGO BLACKHAWKS

41-17-12, 94 POINTS, 1ST NHL

GM	DATE	OPPONENT	RESULT	SCORE	RECORD	GM	DATE	OPPONENT	RESULT	SCORE	RECORD
1	10/19	@ NY Rangers	W	6-3	1-0-0	44	02/01	BOSTON	W	6-1	27-11-6
2	10/22	@ Detroit	W	7-4	2-0-0	45	02/04	@ Montreal	T	3-3	27-11-6
3	10/23	DETROIT	W	4-1	3-0-0	46	02/05	@ Boston	W	5-0	28-11-7
4	10/26	@ Montreal	W	5-3	4-0-0	47	02/08	MONTREAL	W	5-0	29-11-7
5	11/01	BOSTON	L	2-3	4-1-0	48	02/11	@ Toronto	T	4-4	29-11-8
6	11/06	@ Boston	W	4-2	5-1-0	49	02/12	DETROIT	W	3-2	30-11-8
7	11/08	NY RANGERS	W	3-1	6-1-0	50	02/16	@ Detroit	W	5-1	31-11-8
8	11/10	@ Detroit	L	0-3	6-2-0	51	02/18	@ NY Rangers	L	1-4	31-12-8
9	11/15	TORONTO	W	6-1	7-2-0	52	02/19	NY RANGERS	L	2-3	31-12-8
10	11/16	@ NY Rangers	T	2-2	7-2-1	53	02/25	BOSTON	W	6-3	32-12-8
11	11/19	DETROIT	W	7-2	8-2-1	54	02/26	MONTREAL	T	2-2	32-12-9
12	11/20	TORONTO	T	2-2	8-2-2	55	03/01	NY RANGERS	W	6-1	33-12-9
13	11/23	@ Toronto	L	3-6	8-3-2	56	03/02	@ Boston	W	5-2	34-12-9
14	11/24	MONTREAL	W	5-0	9-3-2	57	03/04	@ Toronto	L	0-3	34-14-9
15	11/26	@ NY Rangers	L	1-4	9-4-2	58	03/05	TORONTO	W	5-2	35-14-9
16	11/27	@ Boston	W	5-4	10-4-2	59	03/08	BOSTON	W	3-1	36-14-9
17	11/30	NY RANGERS	L	0-5	10-5-2	60	03/11	@ Montreal	T	3-3	36-14-10
18	12/03	@ Montreal	L	1-3	10-6-2	61	03/12	TORONTO	W	5-0	37-14-10
19	12/04	DETROIT	W	4-1	11-6-2	62	03/15	@ NY Rangers	W	3-1	38-14-10
20	12/08	@ Boston	W	10-2	12-6-2	63	03/18	@ Toronto	L	5-9	38-15-10
21	12/10	@ Toronto	L	3-5	12-7-2	64	03/19	MONTREAL	T	4-4	38-15-11
22	12/11	BOSTON	T	2-2	12-7-3	65	03/22	NY RANGERS	T	3-3	38-15-12
23	12/14	MONTREAL	W	2-1	13-7-3	66	03/26	@ Detroit	L	2-4	38-16-12
24	12/17	@ Montreal	T	4-4	13-7-4	67	03/28	DETROIT	W	7-2	39-16-12
25	12/18	TORONTO	W	3-1	14-7-4	68	03/08	@ Boston	W	3-1	40-16-12
26	12/21	DETROIT	W	6-4	15-7-4	69	04/01	@ Montreal	L	4-5	40-17-12
27	12/25	NY RANGERS	L	0-1	15-8-4	70	04/02	@ NY Rangers	W	8-0	41-17-12
28	12/27	@ NY Rangers	W	3-2	16-8-4						
29	12/31	@ Toronto	W	5-1	17-8-4						
30	01/01	BOSTON	W	3-2	18-8-4						
31	01/04	MONTREAL	T	2-2	18-8-5						
32	01/05	@ Detroit	L	4-6	18-9-5						
33	01/08	BOSTON	L	1-3	18-10-5						
34	01/11	DETROIT	W	6-1	19-10-5						
35	01/12	@ Detroit	L	1-4	19-11-5						
36	01/14	NY RANGERS	W	5-3	20-11-5						
37	01/15	TORONTO	W	4-0	21-11-5						
38	01/19	@ Boston	W	4-2	22-11-5						
39	01/21	@ Montreal	T	3-3	22-11-6						
40	01/22	MONTREAL	W	4-1	23-11-6						
41	01/26	@ Detroit	W	4-3	24-11-6						
42	01/28	@ Toronto	W	5-2	25-11-6						
43	01/29	TORONTO	W	5-1	26-11-6						

- TRADITION
- RECORDS
- PLAYOFFS
- HISTORY
- PLAYERS

PLAYER	GP	G	A	PTS	PIM	PLAYER	GP	G	A	PTS	PIM
MIKITA, STAN	70	35	62	97	12	STANFIELD, FRED	10	1	0	1	0
HULL, BOBBY	66	52	28	80	52	MISZUK, JOHN	3	0	0	0	0
WHARRAM, KEN	70	31	34	65	21	DEJORDY, DENIS	44	0	0	0	0
ESPOSITO, PHIL	69	21	40	61	40	HALL, GLENN	32	0	0	0	10
MOHNS, DOUG	62	25	35	60	58						
PILOTE, PIERRE	70	6	46	52	90						
HULL, DENNIS	70	25	17	42	33						
MAKI, CHICO	56	9	29	38	14						
NESTERENKO, ERIC	68	14	23	37	38						
HODGE, KEN	68	10	25	35	59						
STAPLETON, PAT	70	3	31	34	52						
JARRETT, DOUG	70	5	21	26	76						
HAN, BILL	36	7	13	20	12						
VAN IMPE, ED	61	8	11	19	111						
ANGOTTI, LOU	63	6	12	18	17						
BOYER, WALLY	42	5	6	11	15						
RAVLICH, MATT	62	0	3	3	39						
SMITH, WAYNE	2	1	1	2	2						

GOALIES	GP	W	L	T	MINS	GA	SO	AVG
DEJORDY, DENIS	44	22	12	7	2,536	104	4	2.46
HALL, GLENN	32	19	5	5	1,664	66	2	2.38

HISTORY OF THE BLACKHAWKS

1967-68 CHICAGO BLACKHAWKS

32-26-16, 80 POINTS, 4TH EAST DIVISION

GM	DATE	OPPONENT	RESULT	SCORE	RECORD	GM	DATE	OPPONENT	RESULT	SCORE	RECORD
1	10/11	NY RANGERS	L	3-6	0-1-0	44	01/20	@ Montreal	L	1-3	20-12-12
2	10/14	@ Toronto	L	1-5	0-2-0	45	01/21	@ Boston	L	0-6	20-13-12
3	10/15	TORONTO	L	3-5	0-3-0	46	01/24	DETROIT	L	2-4	20-14-12
4	10/18	BOSTON	L	1-7	0-4-0	47	01/27	@ Toronto	W	4-1	21-14-12
5	10/21	@ Pittsburgh	L	2-4	0-5-0	48	01/28	TORONTO	L	1-3	21-15-12
6	10/22	LOS ANGELES	L	3-5	0-6-0	49	01/31	@ NY Rangers	W	3-2	22-15-12
7	10/25	@ NY Rangers	T	2-2	0-6-1	50	02/01	@ Boston	T	4-4	22-15-13
8	10/28	@ Minnesota	W	4-2	1-6-1	51	02/05	@ Philadelphia	L	3-5	22-16-13
9	10/29	@ Detroit	L	1-5	1-7-1	52	02/04	LOS ANGELES	W	5-3	23-16-13
10	11/02	@ Los Angeles	W	3-1	2-7-1	53	02/07	TORONTO	W	3-2	24-16-13
11	11/05	@ Oakland	T	2-2	2-7-2	54	02/10	@ Montreal	L	4-6	24-17-13
12	11/08	MONTREAL	W	3-2	3-7-2	55	02/11	MONTREAL	L	0-6	24-18-13
13	11/11	@ Montreal	T	3-3	3-7-3	56	02/14	BOSTON	W	3-1	25-18-13
14	11/12	ST. LOUIS	W	5-2	4-7-3	57	02/17	@ Detroit	W	7-4	26-18-13
15	11/15	@ St. Louis	W	4-1	5-7-3	58	02/18	DETROIT	W	7-1	27-18-13
16	11/18	@ Toronto	T	2-2	5-7-4	59	02/21	@ Oakland	W	1-0	28-18-13
17	11/19	DETROIT	T	2-2	5-7-5	60	02/24	@ Los Angeles	T	3-3	28-18-14
18	11/22	@ NY Rangers	W	7-1	6-7-5	61	02/28	@ Toronto	W	1-0	29-18-14
19	11/23	MONTREAL	L	0-7	6-8-5	62	03/02	@ St. Louis	T	3-3	29-18-15
20	11/25	@ Minnesota	W	4-1	7-8-5	63	03/05	@ NY Rangers	L	0-4	29-19-15
21	11/26	MINNESOTA	W	2-1	8-8-5	64	03/06	BOSTON	L	3-5	29-20-15
22	11/29	PHILADELPHIA	W	3-1	9-8-5	65	03/09	@ Montreal	L	0-5	29-21-15
23	12/02	@ Boston	T	4-4	9-8-6	66	03/10	TORONTO	W	4-0	30-21-15
24	12/03	MINNESOTA	L	3-4	9-9-6	67	03/13	PITTSBURGH	W	4-3	31-21-15
25	12/06	PITTSBURGH	W	7-2	10-9-6	68	03/17	OAKLAND	W	4-1	32-21-15
26	12/09	@ Montreal	T	2-2	10-9-7	69	03/20	NY RANGERS	L	3-5	32-22-15
27	12/10	@ Philadelphia	W	3-0	11-9-7	70	03/21	@ Boston	L	0-8	32-23-15
28	12/13	NY RANGERS	W	5-2	12-9-7	71	03/24	MONTREAL	L	2-7	32-24-15
29	12/14	@ Detroit	W	3-1	13-9-7	72	03/28	@ Detroit	L	1-3	32-25-15
30	12/16	@ Pittsburgh	T	1-1	13-9-8	73	03/30	@ Toronto	L	0-3	32-26-15
31	12/17	TORONTO	W	2-0	14-9-8	74	03/31	DETROIT	T	5-5	32-26-16
32	12/20	BOSTON	W	6-3	15-9-8						
33	12/25	PHILADELPHIA	W	3-2	16-9-8						
34	12/25	MONTREAL	W	3-1	17-9-8						
35	12/27	@ Boston	L	2-7	17-10-8						
36	12/30	@ NY Rangers	T	3-3	17-10-9						
37	12/31	OAKLAND	W	3-0	18-10-9						
38	01/06	DETROIT	W	6-2	19-10-9						
39	01/07	BOSTON	W	4-2	20-10-9						
40	01/10	NY RANGERS	T	3-3	20-10-10						
41	01/13	@ Detroit	T	4-4	20-10-11						
42	01/14	ST. LOUIS	T	2-2	20-10-12						
43	01/17	NY RANGERS	L	2-4	20-11-12						

PLAYER	GP	G	A	PTS	PIM
MIKITA, STAN	72	40	47	87	14
HULL, BOBBY	71	44	31	75	39
WHARRAM, KEN	74	27	42	69	18
MOHNS, DOUG	65	24	29	53	53
STAPLETON, PAT	67	4	34	38	34
PILOTE, PIERRE	74	1	36	37	69
NESTERENKO, ERIC	71	11	25	36	37
MARTIN, PIT	63	16	19	35	36
HULL, DENNIS	74	18	15	33	34
MAKI, CHICO	60	8	16	24	4
JARRETTE, DOUG	74	4	19	23	48
MAROTTE, GILLES	73	0	21	21	122
MAKI, WAYNE	49	5	5	10	32
TERBENCHE, PAUL	68	3	7	10	8
ORBAN, BILL	39	3	2	5	17
SCHMAUTZ, BOB	13	3	2	5	6
REID, TOM	56	0	4	4	25
GOYER, GERRY	40	1	2	3	4

PLAYER	GP	G	A	PTS	PIM
SHELTON, DOUG	5	0	1	1	2
PONIS, GEOFFREY	2	0	0	0	0
DEJORDY, DENIS	50	0	0	0	0
DRYDEN, DAVE	27	0	0	0	0
NORRIS, JACK	7	0	0	0	0

GOALIES	GP	W	L	T	MINS	GA	SO	AVG
DEJORDY, DENIS	50	21	14	14	2,981	128	4	2.71
DRYDEN, DAVE	27	9	9	2	1,268	69	1	3.27
NORRIS, JACK	7	2	3	0	334	22	1	3.95

TRADITION
RECORDS
PLAYOFFS
HISTORY
PLAYERS

HISTORY OF THE BLACKHAWKS

1968-69 CHICAGO BLACKHAWKS

34-33-9, 77 POINTS, 6TH EAST DIVISION

GM	DATE	OPPONENT	RESULT	SCORE	RECORD	GM	DATE	OPPONENT	RESULT	SCORE	RECORD
1	10/11	ST. LOUIS	W	4-3	1-0-0	47	01/26	LOS ANGELES	W	9-3	24-19-4
2	10/13	NY RANGERS	W	5-2	2-0-0	48	01/30	@ Philadelphia	W	12-0	25-19-4
3	10/16	MINNESOTA	W	10-4	3-0-0	49	02/01	@ Minnesota	T	5-5	25-19-5
4	10/19	@ Toronto	W	3-1	4-0-0	50	02/02	MONTREAL	L	4-6	25-20-5
5	10/20	OAKLAND	L	3-4	4-1-0	51	02/05	BOSTON	L	2-7	25-21-5
6	10/23	@ Pittsburgh	W	8-5	5-1-0	52	02/06	@ Detroit	L	1-6	25-22-5
7	10/27	@ Detroit	L	3-4	5-2-0	53	02/08	DETROIT	L	1-3	25-23-5
8	10/30	@ Los Angeles	W	4-2	6-2-0	54	02/09	TORONTO	L	3-5	25-24-5
9	11/01	@ Oakland	L	2-5	6-3-0	55	02/11	@ Boston	L	3-7	25-25-5
10	11/03	@ Boston	L	3-5	6-4-0	56	02/12	PHILADELPHIA	T	3-3	25-25-6
11	11/06	DETROIT	L	5-6	6-5-0	57	02/15	@ Philadelphia	W	3-0	26-25-6
12	11/10	NY RANGERS	L	2-4	6-6-0	58	02/16	BOSTON	W	5-1	27-25-6
13	11/13	PITTSBURGH	W	6-5	7-6-0	59	02/19	@ Oakland	L	2-5	27-26-6
14	11/14	@ Pittsburgh	W	6-4	8-6-0	60	02/20	@ Los Angeles	W	6-2	28-26-6
15	11/16	@ Toronto	L	1-3	8-7-0	61	02/22	@ Toronto	W	4-2	29-26-6
16	11/17	TORONTO	T	1-1	8-7-1	62	02/26	@ NY Rangers	L	3-5	29-27-6
17	11/20	@ Minnesota	W	2-0	9-7-1	63	02/27	@ Pittsburgh	L	3-4	29-28-6
18	11/23	@ St. Louis	L	0-1	9-8-1	64	03/02	@ Toronto	L	1-2	29-29-6
19	11/24	MINNESOTA	W	6-0	10-8-1	65	03/03	@ Minnesota	W	6-1	30-29-6
20	11/27	@ NY Rangers	W	4-2	11-8-1	66	03/05	NY RANGERS	T	4-4	30-29-7
21	11/28	PITTSBURGH	L	2-3	11-9-1	67	03/12	OAKLAND	L	1-4	30-30-7
22	12/01	MONTREAL	L	1-3	11-10-1	68	03/15	@ Montreal	L	1-3	30-31-7
23	12/04	@ St. Louis	T	3-3	11-10-2	69	03/16	PHILADELPHIA	W	6-2	31-31-7
24	12/07	@ Montreal	L	3-6	11-11-2	70	03/19	MONTREAL	L	2-5	31-32-7
25	12/08	BOSTON	W	7-4	12-11-2	71	03/20	@ Boston	T	5-5	31-32-8
26	12/11	ST. LOUIS	W	6-3	13-11-2	72	03/22	BOSTON	L	3-5	31-33-8
27	12/14	@ Boston	L	5-10	13-12-2	73	03/23	TORONTO	W	4-1	32-33-8
28	12/15	OAKLAND	W	7-4	14-12-2	74	03/26	NY RANGERS	W	6-4	33-33-8
29	12/18	@ NY Rangers	W	3-1	15-12-2	75	03/29	@ Detroit	T	1-1	33-33-9
30	12/19	@ Detroit	W	2-0	16-12-2	76	03/30	DETROIT	W	9-5	34-33-9
31	12/22	PITTSBURGH	W	3-1	17-12-2						
32	12/25	TORONTO	L	3-4	17-13-2						
33	12/28	@ Minnesota	W	5-2	18-13-2						
34	12/29	LOS ANGELES	W	4-1	19-13-2						
35	01/01	DETROIT	W	4-1	20-13-2						
36	01/02	@ Philadelphia	T	2-2	20-13-3						
37	01/04	@ Montreal	W	6-3	21-13-3						
38	01/05	MONTREAL	L	2-4	22-14-3						
39	01/08	ST. LOUIS	W	3-1	22-14-3						
40	01/11	@ St. Louis	L	1-6	22-15-3						
41	01/12	LOS ANGELES	W	4-2	23-15-3						
42	01/15	@ Oakland	L	3-4	23-16-3						
43	01/16	@ Los Angeles	L	2-3	23-17-3						
44	01/18	@ Montreal	L	1-3	23-18-3						
45	01/23	PHILADELPHIA	T	2-2	23-18-4						
46	01/25	@ NY Rangers	L	0-3	23-19-4						

TRADITION
RECORDS
PLAYOFFS
HISTORY
PLAYERS

PLAYER	GP	G	A	PTS	PIM	PLAYER	GP	G	A	PTS	PIM
HULL, BOBBY	74	58	49	107	48	LEBLANC, J.P.	6	1	2	3	0
MIKITA, STAN	74	30	67	97	52	REID, TOM	30	0	3	3	12
PAPPIN, JIM	75	30	40	70	49	SHMYR, PAUL	3	1	0	1	8
WHARRAM, KEN	76	30	39	69	19	MCKAY, RAY	9	0	1	1	12
HULL, DENNIS	72	30	34	64	25	WISTE, JIM	3	0	0	0	0
MARTIN, PIT	76	23	38	61	73	MAKI, WAYNE	1	0	0	0	0
STAPLETON, PAT	75	6	50	56	44	DEJORDY, DENIS	53	0	1	1	2
MOHNS, DOUG	65	22	19	41	47	DRYDEN, DAVE	30	0	1	1	0
MAROTTE, GILLES	68	5	29	34	120	NORRIS, JACK	3	0	0	0	0
NESTERENKO, ERIC	72	15	17	32	29						
MAKI, CHICO	66	7	21	28	30						
SCHMAUTZ, BOB	63	9	7	16	37						
BOUDRIAS, ANDRE	20	4	10	14	4						
RANLICH, MATT	60	2	12	14	57						
JARRETT, DOUG	69	0	13	13	58						
ORBAN, BILL	45	4	6	10	33						
YOUNG, HOWIE	57	3	7	10	67						
MCMAHON, JR., MIKE	20	0	8	8	6						

GOALIES	GP	W	L	T	MINS	GA	SO	AVG
DEJORDY, DENIS	53	21	22	7	2,981	156	2	3.15
DRYDEN, DAVE	30	12	11	2	1,479	79	3	3.21
NORRIS, JACK	3	1	0	0	100	10	0	6.00

HISTORY OF THE BLACKHAWKS

1969-70 CHICAGO BLACKHAWKS

45-22-9, 99 POINTS, 1ST EAST DIVISION

GM	DATE	OPPONENT	RESULT	SCORE	RECORD	GM	DATE	OPPONENT	RESULT	SCORE	RECORD
1	10/11	@ St. Louis	L	2-7	0-1-0	47	02/01	MINNESOTA	W	7-4	24-17-6
2	10/12	OAKLAND	L	1-2	0-2-0	48	02/04	BOSTON	W	8-4	25-17-6
3	10/15	DETROIT	L	1-4	0-3-0	49	02/07	PHILADELPHIA	T	4-4	25-17-6
4	10/18	@ Toronto	L	1-4	0-4-0	50	02/08	MONTRÉAL	L	2-3	25-18-7
5	10/19	MINNESOTA	L	1-4	0-5-0	51	02/11	PITTSBURGH	W	7-1	26-18-7
6	10/22	@ NY Rangers	T	1-1	0-5-1	52	02/14	@ Minnesota	W	5-2	27-18-7
7	10/25	@ Montreal	W	5-0	1-5-1	53	02/15	TORONTO	W	6-4	28-18-7
8	10/29	@ Oakland	L	1-3	1-6-1	54	02/18	@ St. Louis	L	2-5	28-19-7
9	11/01	@ Los Angeles	W	4-1	2-6-1	55	02/19	MINNESOTA	W	3-2	29-19-7
10	11/05	NY RANGERS	W	3-1	3-6-1	56	02/21	NY RANGERS	W	4-2	30-19-7
11	11/08	@ Pittsburgh	W	4-1	4-6-1	57	02/22	BOSTON	W	6-3	31-19-7
12	11/09	TORONTO	W	9-0	5-6-1	58	02/26	@ Philadelphia	W	3-2	32-19-7
13	11/15	OAKLAND	W	3-2	6-6-1	59	02/28	@ Boston	L	0-3	32-20-7
14	11/16	MONTRÉAL	W	1-0	7-6-1	60	03/01	@ NY Rangers	W	3-1	33-20-7
15	11/19	NY RANGERS	T	1-1	7-6-2	61	03/03	@ Los Angeles	W	3-1	34-20-7
16	11/21	BOSTON	T	2-2	7-6-3	62	03/06	@ Oakland	W	3-2	35-20-7
17	11/23	PITTSBURGH	W	3-2	8-6-3	63	03/08	@ Philadelphia	W	3-2	36-20-7
18	11/26	LOS ANGELES	W	6-0	9-6-3	64	03/11	BOSTON	T	0-0	36-20-8
19	11/29	@ Detroit	L	4-5	9-7-3	65	03/14	NY RANGERS	W	7-4	37-20-8
20	11/30	ST. LOUIS	W	3-1	10-7-3	66	03/15	LOS ANGELES	W	5-2	38-20-8
21	12/03	@ NY Rangers	T	3-3	10-7-4	67	03/18	@ Toronto	W	7-4	39-20-8
22	12/04	MONTRÉAL	L	0-1	10-8-4	68	03/19	@ Boston	L	1-3	39-21-8
23	12/06	@ Boston	L	1-6	10-9-4	69	03/21	@ Pittsburgh	W	5-3	40-21-8
24	12/07	DETROIT	W	5-1	11-9-4	70	03/22	ST. LOUIS	W	1-0	41-21-8
25	12/10	@ Minnesota	L	5-8	11-10-4	71	03/26	@ Detroit	W	1-0	42-21-8
26	12/15	@ Montreal	L	1-4	11-11-4	72	03/28	@ Toronto	T	1-1	42-21-9
27	12/14	PHILADELPHIA	W	4-1	12-11-4	73	03/29	TORONTO	W	4-0	43-22-9
28	12/17	@ Los Angeles	L	1-3	12-12-4	74	04/01	DETROIT	L	2-5	43-23-9
29	12/19	@ Oakland	W	4-0	13-12-4	75	04/04	@ Montreal	W	4-1	44-23-9
30	12/21	ST. LOUIS	W	4-0	14-12-4	76	04/05	MONTRÉAL	W	10-2	45-22-9
31	12/25	@ Minnesota	T	4-4	14-12-5						
32	12/27	@ Pittsburgh	W	3-0	15-12-5						
33	12/31	@ NY Rangers	L	1-2	15-13-5						
34	01/03	@ Toronto	L	2-6	15-14-5						
35	01/04	@ Detroit	L	0-4	15-15-5						
36	01/07	DETROIT	W	7-0	16-15-5						
37	01/10	@ St. Louis	W	6-2	17-15-5						
38	01/11	LOS ANGELES	W	3-1	18-15-5						
39	01/14	PITTSBURGH	W	5-0	19-15-5						
40	01/17	@ Boston	W	1-0	20-15-5						
41	01/18	OAKLAND	W	3-1	21-15-5						
42	01/22	@ Detroit	W	4-3	22-15-5						
43	01/24	@ Montreal	L	1-4	22-16-5						
44	01/25	TORONTO	L	2-3	22-17-5						
45	01/28	PHILADELPHIA	T	2-2	22-17-6						
46	01/31	@ Philadelphia	W	5-0	23-17-6						

TRADITION

RECORDS

PLAYOFFS

HISTORY

PLAYERS

PLAYER	GP	G	A	PTS	PIM	PLAYER	GP	G	A	PTS	PIM
MIKITA, STAN	76	39	47	86	50	SHMYR, PAUL	24	0	4	4	26
HULL, BOBBY	61	38	29	67	8	UBRIACO, GENE	22	1	1	2	2
MARTIN, PIT	73	30	33	63	61	CAMPBELL, BRYAN	15	1	1	2	2
PAPPIN, JIM	66	28	25	53	68	MCKAY, RAY	17	0	0	0	23
HULL, DENNIS	76	17	35	52	31	CAFFERY, TERRY	6	0	0	0	0
STAPLETON, PAT	49	4	38	42	28	ESPOSITO, TONY	63	0	2	2	2
PINDER, GERRY	75	19	20	39	41	DESIJARDNS, GERRY	4	0	1	1	0
ANGOTTI, LOU	70	12	26	38	25	DEJORDY, DENIS	10	0	0	0	0
KOROLL, CLIFF	73	18	19	37	44						
NESTERENKO, ERIC	67	16	18	34	26						
MAKI, CHICO	75	10	24	34	27						
MOHNS, DOUG	66	6	27	33	46						
JARETT, DOUG	72	4	20	24	78						
MAGNUSON, KEITH	76	0	24	24	215						
MAROTTE, GILLES	51	5	13	18	52						
WISTE, JIM	26	0	8	8	8						
MENARD, HOWIE	19	2	3	5	8						
WHITE, BILL	21	0	5	5	18						

GOALIES	GP	W	L	T	MINS	GA	SO	AVG
ESPOSITO, TONY	63	38	17	8	3,763	136	15	2.17
DEJORDY, DENIS	11	3	5	1	557	25	0	2.70
DESIJARDNS, GERRY	4	4	0	0	240	8	0	2.00

HISTORY OF THE BLACKHAWKS

1970-71 CHICAGO BLACKHAWKS

49-20-9, 107 POINTS, 1ST WEST DIVISION

GM	DATE	OPPONENT	RESULT	SCORE	RECORD	GM	DATE	OPPONENT	RESULT	SCORE	RECORD
1	10/11	CALIFORNIA	W	5-1	1-0-0	48	01/28	PITTSBURGH	W	4-1	52-10-6
2	10/14	VANCOUVER	W	8-2	2-0-0	49	01/30	@ Pittsburgh	L	1-3	52-11-6
3	10/15	@ Detroit	W	2-1	3-0-0	50	01/31	MONTREAL	W	4-1	53-11-6
4	10/17	@ Montreal	L	2-6	3-1-0	51	02/03	@ NY Rangers	W	4-2	54-11-6
5	10/18	ST. LOUIS	T	2-2	3-1-1	52	02/04	@ Philadelphia	L	2-6	54-12-6
6	10/22	@ Boston	T	3-3	3-1-2	53	02/06	@ Minnesota	W	6-2	55-12-6
7	10/24	@ Toronto	W	1-0	4-1-2	54	02/07	PITTSBURGH	W	1-0	56-12-6
8	10/25	@ Buffalo	W	4-0	5-1-2	55	02/10	TORONTO	L	2-3	56-13-6
9	10/28	@ Minnesota	L	1-2	5-2-2	56	02/15	@ Pittsburgh	L	4-5	56-14-6
10	10/31	@ Pittsburgh	W	5-2	6-2-2	57	02/14	VANCOUVER	W	3-1	57-14-6
11	11/01	@ NY Rangers	L	2-5	6-3-2	58	02/17	BUFFALO	W	5-1	58-14-6
12	11/04	DETROIT	W	4-2	7-3-2	59	02/20	@ Montreal	L	1-7	58-15-6
13	11/07	@ Philadelphia	T	1-1	7-3-3	60	02/21	LOS ANGELES	W	7-5	59-15-6
14	11/08	MINNESOTA	T	3-3	7-3-4	61	02/26	@ California	W	3-1	40-15-6
15	11/11	PHILADELPHIA	W	7-1	8-3-4	62	02/27	@ Los Angeles	W	4-1	41-15-6
16	11/14	NY RANGERS	W	2-1	9-3-4	63	03/03	@ St. Louis	W	5-1	42-15-6
17	11/15	VANCOUVER	W	4-2	10-3-4	64	03/05	@ Buffalo	T	2-2	42-15-7
18	11/21	@ St. Louis	T	3-3	10-3-5	65	03/06	@ Toronto	T	2-2	42-15-8
19	11/22	CALIFORNIA	W	9-0	11-3-5	66	03/10	NY RANGERS	L	2-4	42-16-8
20	11/25	MONTREAL	W	5-3	12-3-5	67	03/13	@ Montreal	W	4-1	43-16-8
21	11/26	@ Boston	L	2-3	12-4-5	68	03/14	ST. LOUIS	T	4-4	43-16-9
22	11/28	PHILADELPHIA	W	2-1	13-4-5	69	03/16	@ Vancouver	W	7-4	44-16-9
23	11/29	LOS ANGELES	W	5-3	14-4-5	70	03/18	@ Los Angeles	L	2-3	44-17-9
24	12/02	BOSTON	W	4-3	15-4-5	71	03/19	@ California	W	5-2	45-17-9
25	12/05	@ Minnesota	W	4-1	16-4-5	72	03/21	DETROIT	W	2-0	46-17-9
26	12/06	TORONTO	W	6-2	17-4-5	73	03/24	BOSTON	W	2-1	47-17-9
27	12/09	BUFFALO	W	6-1	18-4-5	74	03/27	PHILADELPHIA	W	3-1	48-17-9
28	12/12	@ Toronto	L	1-2	18-5-5	75	03/28	MONTREAL	L	1-2	48-18-9
29	12/13	MINNESOTA	W	5-2	19-5-5	76	03/31	@ NY Rangers	L	2-4	48-19-9
30	12/16	ST. LOUIS	W	8-3	20-5-5	77	04/03	@ Detroit	W	4-1	49-19-9
31	12/20	PITTSBURGH	W	2-1	21-5-5	78	04/04	TORONTO	L	2-3	49-20-9
32	12/22	@ California	L	2-5	21-6-5						
33	12/23	@ Los Angeles	W	6-4	22-6-5						
34	12/26	@ Vancouver	W	4-2	23-6-5						
35	12/31	@ Detroit	W	8-3	24-6-5						
36	01/02	@ Philadelphia	W	3-1	25-6-5						
37	01/03	@ Buffalo	W	5-3	26-6-5						
38	01/06	LOS ANGELES	L	2-4	26-7-5						
39	01/09	BOSTON	W	4-3	27-7-5						
40	01/10	MINNESOTA	L	2-3	27-8-5						
41	01/13	BUFFALO	W	4-2	28-8-5						
42	01/16	@ St. Louis	L	2-3	28-9-5						
43	01/17	NY RANGERS	W	4-3	29-9-5						
44	01/21	DETROIT	W	2-0	30-9-5						
45	01/23	@ Boston	L	2-6	30-10-5						
46	01/24	CALIFORNIA	W	5-3	31-10-5						
47	01/26	@ Vancouver	T	3-3	31-10-6						

TRADITION
RECORDS
PLAYOFFS
HISTORY
PLAYERS

PLAYER	GP	G	A	PTS	PIM	PLAYER	GP	G	A	PTS	PIM
HULL, BOBBY	78	44	52	96	32	O'SHEA, DANNY	18	4	7	11	10
MIKITA, STAN	74	24	48	72	85	MOHNS, DOUG	38	4	6	10	16
HULL, DENNIS	78	40	26	66	16	ROMANUCHYCH, LARRY	10	0	2	2	2
MARTIN, PIT	62	22	33	55	40	FOLEY, RICK	2	0	1	1	8
CAMPBELL, BRYAN	78	17	37	54	26	MCKAY, RAY	2	0	0	0	0
STAPLETON, PAT	76	7	44	51	30	ESPOSITO, TONY	57	0	1	1	4
KOROLL, CLIFF	72	16	34	50	85	DESJARDINS, GERRY	22	0	0	0	6
MAKI, CHICO	72	22	26	48	18	MELOCHE, GILLES	2	0	0	0	0
PAPPIN, JIM	58	22	23	45	40	BROWN, KEN	1	0	0	0	0
PINDER, GERRY	74	13	18	31	35						
MALONEY, DAN	74	12	14	26	174						
ANGOTTI, LOU	65	9	16	25	19						
WHITE, BILL	67	4	21	25	64						
NESTERENKO, ERIC	76	8	15	23	28						
MAGNUSON, KEITH	76	3	20	25	289						
KORAB, JERRY	46	4	14	18	152						
SHMYR, PAUL	57	1	12	13	41						
JARRETT, DOUG	51	1	12	13	46						

GOALIES	GP	W	L	T	MINS	GA	SO	AVG
ESPOSITO, TONY	57	35	14	7	3,325	126	6	2.27
DESJARDINS, GERRY	22	12	6	2	1,217	49	0	2.42
MELOCHE, GILLES	2	2	0	0	120	6	0	3.00
BROWN, KEN	1	0	0	0	18	1	0	3.37

1971-72 CHICAGO BLACKHAWKS

46-17-15, 107 POINTS, 1ST WEST DIVISION

GM	DATE	OPPONENT	RESULT	SCORE	RECORD	GM	DATE	OPPONENT	RESULT	SCORE	RECORD
1	10/09	@ St. Louis	W	4-2	1-0-0	48	01/29	@ Pittsburgh	W	4-2	37-10-5
2	10/10	DETROIT	W	2-1	2-0-0	49	01/30	DETROIT	W	4-2	34-10-5
3	10/13	ST. LOUIS	W	1-0	3-0-0	50	02/01	@ Los Angeles	L	4-7	34-11-5
4	10/16	@ Minnesota	W	3-2	4-0-0	51	02/04	@ Vancouver	W	6-2	35-11-5
5	10/17	LOS ANGELES	W	4-0	5-0-0	52	02/06	MINNESOTA	W	5-0	36-11-5
6	10/20	@ NY Rangers	L	1-3	5-1-0	53	02/09	@ NY Rangers	L	1-4	36-12-5
7	10/21	@ Buffalo	W	5-2	6-1-0	54	02/10	@ Montreal	L	1-7	36-13-5
8	10/23	@ Pittsburgh	W	5-2	7-1-0	55	02/12	@ Detroit	T	3-3	36-13-6
9	10/24	@ Philadelphia	L	1-2	7-2-0	56	02/15	TORONTO	W	3-1	37-13-6
10	10/26	@ Detroit	W	5-2	8-2-0	57	02/15	@ St. Louis	W	3-2	38-13-6
11	10/30	@ Los Angeles	W	5-1	9-2-0	58	02/16	PHILADELPHIA	T	3-3	38-13-7
12	10/31	@ Vancouver	L	2-6	9-3-0	59	02/20	BOSTON	L	1-3	38-14-7
13	11/03	PHILADELPHIA	W	3-0	10-3-0	60	02/23	BUFFALO	L	1-2	38-15-7
14	11/06	@ Montreal	L	1-2	10-4-0	61	02/24	@ Buffalo	L	3-5	38-16-7
15	11/07	PITTSBURGH	W	4-1	11-4-0	62	02/26	CALIFORNIA	W	3-0	39-16-7
16	11/10	BOSTON	W	3-1	12-4-0	63	02/27	VANCOUVER	T	3-3	39-16-8
17	11/14	CALIFORNIA	W	4-1	13-4-0	64	03/01	@ Los Angeles	W	6-4	40-16-8
18	11/17	VANCOUVER	W	3-0	14-4-0	65	03/03	@ California	T	4-4	40-16-9
19	11/20	@ Boston	L	1-2	14-5-0	66	03/05	@ Minnesota	L	1-2	40-17-9
20	11/21	PITTSBURGH	W	7-3	15-5-0	67	03/08	@ NY Rangers	T	3-3	40-17-10
21	11/24	MONTREAL	T	3-3	15-5-1	68	03/11	@ Montreal	T	1-1	40-17-11
22	11/27	@ Toronto	T	3-3	15-5-2	69	03/12	@ Detroit	W	3-2	41-17-11
23	11/28	TORONTO	W	4-1	16-5-2	70	03/15	NY RANGERS	W	3-1	42-17-11
24	11/30	@ Vancouver	L	2-4	16-6-2	71	03/18	@ Toronto	T	2-2	42-17-12
25	12/03	@ California	L	1-2	16-7-2	72	03/19	BUFFALO	T	3-3	42-17-13
26	12/05	LOS ANGELES	W	7-0	17-7-2	73	03/23	@ Philadelphia	W	4-2	43-17-13
27	12/08	NY RANGERS	T	2-2	17-7-3	74	03/25	@ Boston	T	5-5	43-17-14
28	12/09	@ Buffalo	W	3-1	18-7-3	75	03/26	ST. LOUIS	W	4-0	44-17-14
29	12/11	@ Toronto	W	3-1	19-7-3	76	03/29	MONTREAL	T	5-5	44-17-15
30	12/12	MINNESOTA	W	5-3	20-7-3	77	04/01	@ St. Louis	W	2-0	45-17-15
31	12/15	BUFFALO	W	2-1	21-7-3	78	04/02	DETROIT	W	6-1	46-17-15
32	12/18	@ Minnesota	W	4-1	22-7-3						
33	12/19	ST. LOUIS	W	2-0	23-7-3						
34	12/22	@ California	W	4-1	24-7-3						
35	12/26	LOS ANGELES	W	6-3	25-7-3						
36	12/29	BOSTON	L	1-5	25-8-3						
37	01/02	PHILADELPHIA	W	6-2	26-8-3						
38	01/05	PITTSBURGH	T	3-3	26-8-4						
39	01/08	@ Pittsburgh	W	4-0	27-8-4						
40	01/09	MONTREAL	W	5-2	28-8-4						
41	01/12	NY RANGERS	T	5-5	28-8-5						
42	01/15	@ Boston	L	2-4	28-9-5						
43	01/16	MINNESOTA	W	3-2	29-9-5						
44	01/19	CALIFORNIA	W	2-0	30-9-5						
45	01/20	@ Philadelphia	L	2-3	30-10-5						
46	01/23	TORONTO	W	4-0	31-10-5						
47	01/27	VANCOUVER	W	4-0	32-10-5						

TRADITION

RECORDS

PLAYOFFS

HISTORY

PLAYERS

PLAYER	GP	G	A	PTS	PIM	PLAYER	GP	G	A	PTS	PIM			
HULL, BOBBY	78	50	43	93	24	LACROIX, ANDRE	51	4	7	11	6			
MARTIN, PIT	78	24	51	75	56	BORDELEAU, J.P.	3	0	2	2	2			
HULL, DENNIS	78	30	39	69	10	ESPOSITO, TONY	48	0	1	1	2			
MIKITA, STAN	74	26	39	65	46	SMITH, GARY	28	0	0	0	0			
PAPPIN, JIM	64	27	21	48	38	DESJARDINS, GERRY	6	0	0	0	0			
MAKI, CHICO	62	13	34	47	22									
KOROLL, CLIFF	76	22	23	45	51									
STAPLETON, PAT	78	3	38	41	45									
WHITE, BILL	76	7	22	29	58									
JARRETT, DOUG	78	6	23	29	68									
MAGNUSON, KEITH	74	2	19	21	201									
CAMPBELL, BRYAN	75	5	13	18	22									
O'SHEA, DANNY	48	6	9	15	28									
ANGOTTI, LOU	65	5	10	15	23									
KORAB, JERRY	73	9	5	14	95									
BORDELEAU, CHRIS	25	6	8	14	6	GOALIES	GP	W	L	T	MIN	GA	SO	AVG
NESTERENKO, ERIC	38	4	8	12	27	ESPOSITO, TONY	48	31	10	6	2,780	82	9	1.77
MAGGS, DARRYL	59	7	4	11	4	SMITH, GARY	28	14	5	6	1,540	62	5	2.42
						DESJARDINS, GERRY	6	1	2	3	360	21	0	3.51

HISTORY OF THE BLACKHAWKS

1972-73 CHICAGO BLACKHAWKS

42-27-9, 93 POINTS, 1ST WEST DIVISION

GM	DATE	OPPONENT	RESULT	SCORE	RECORD	GM	DATE	OPPONENT	RESULT	SCORE	RECORD
1	10/07	@ Toronto	W	3-1	1-0-0	48	01/24	VANCOUVER	T	3-3	26-17-5
2	10/08	NY RANGERS	W	5-1	2-0-0	49	01/27	@ Boston	W	4-2	27-17-5
3	10/11	ATLANTA	W	4-1	3-0-0	50	01/28	MINNESOTA	W	5-1	28-17-5
4	10/14	@ St. Louis	W	4-2	4-0-0	51	02/01	@ NY Islanders	W	5-3	29-17-5
5	10/15	ST. LOUIS	L	1-3	4-1-0	52	02/03	@ Philadelphia	T	2-2	29-17-6
6	10/17	@ Vancouver	L	3-6	4-2-0	53	02/04	ST. LOUIS	W	5-2	30-17-6
7	10/21	@ Los Angeles	L	1-3	4-3-0	54	02/07	BUFFALO	W	2-1	31-17-6
8	10/22	@ California	W	4-2	5-3-0	55	02/09	@ Atlanta	W	4-3	32-17-6
9	10/26	@ Boston	W	6-3	6-3-0	56	02/11	PHILADELPHIA	W	7-2	33-17-6
10	10/28	@ NY Islanders	T	4-4	6-3-1	57	02/14	NY ISLANDERS	W	4-2	34-17-6
11	10/29	@ NY Rangers	L	1-7	6-4-1	58	02/17	@ St. Louis	L	3-4	34-18-6
12	11/01	NY RANGERS	L	2-3	6-5-1	59	02/18	BOSTON	L	1-4	34-19-6
13	11/04	@ Minnesota	L	3-5	6-6-1	60	02/21	MONTREAL	L	2-4	34-20-6
14	11/05	CALIFORNIA	T	3-3	6-6-2	61	02/24	@ Pittsburgh	L	0-2	34-21-6
15	11/08	NY ISLANDERS	W	6-1	7-6-2	62	02/25	ATLANTA	W	4-2	35-21-6
16	11/09	@ Philadelphia	L	3-5	7-7-2	63	02/27	@ NY Islanders	W	5-3	36-21-6
17	11/12	DETROIT	W	5-1	8-7-2	64	02/28	@ St. Louis	T	3-3	36-21-7
18	11/18	@ Montreal	W	5-3	9-7-2	65	03/03	@ Toronto	T	3-3	36-21-8
19	11/19	MINNESOTA	L	1-5	9-8-2	66	03/04	@ Boston	L	0-4	36-22-8
20	11/22	VANCOUVER	W	5-2	10-8-2	67	03/08	@ Los Angeles	L	1-4	36-23-8
21	11/25	@ St. Louis	W	4-2	11-8-2	68	03/10	@ Vancouver	W	4-2	37-23-8
22	11/26	MONTREAL	W	3-2	12-8-2	69	03/11	@ California	W	5-1	38-23-8
23	11/29	DETROIT	W	8-3	13-8-2	70	03/14	NY RANGERS	W	4-2	39-23-8
24	12/02	@ Pittsburgh	L	2-3	13-9-2	71	03/17	@ Atlanta	L	2-3	39-24-8
25	12/03	PITTSBURGH	W	4-2	14-9-2	72	03/18	DETROIT	L	0-2	39-25-8
26	12/06	LOS ANGELES	W	6-0	15-9-2	73	03/21	BUFFALO	W	6-2	40-25-8
27	12/10	MINNESOTA	W	5-1	16-9-2	74	03/24	ATLANTA	W	7-0	41-25-8
28	12/12	@ Vancouver	W	5-1	17-9-2	75	03/25	MONTREAL	W	6-5	42-25-8
29	12/13	@ Los Angeles	L	1-3	17-10-2	76	03/28	@ Montreal	L	3-4	42-26-8
30	12/15	@ California	W	9-4	18-10-2	77	03/31	@ Detroit	L	2-4	42-27-8
31	12/17	LOS ANGELES	W	2-0	19-10-2	78	04/01	TORONTO	T	4-4	42-27-9
32	12/20	PHILADELPHIA	W	4-1	20-10-2						
33	12/23	@ Toronto	L	3-5	20-11-2						
34	12/24	TORONTO	W	5-1	21-11-2						
35	12/27	ST. LOUIS	L	3-5	21-12-2						
36	12/28	@ Buffalo	L	2-8	21-13-2						
37	12/31	BUFFALO	W	4-2	22-13-2						
38	01/03	PITTSBURGH	L	3-5	22-14-2						
39	01/06	@ Minnesota	W	2-0	23-14-2						
40	01/07	BOSTON	W	5-4	24-14-2						
41	01/10	@ Atlanta	L	2-5	24-15-2						
42	01/13	PHILADELPHIA	L	2-3	24-16-2						
43	01/14	CALIFORNIA	T	6-6	24-16-3						
44	01/17	@ Detroit	W	6-4	25-16-3						
45	01/18	@ Buffalo	L	1-5	25-17-3						
46	01/20	@ Minnesota	T	3-3	25-17-4						
47	01/21	PITTSBURGH	W	9-3	26-17-4						

TRADITION
RECORDS
PLAYOFFS
HISTORY
PLAYERS

PLAYER	GP	G	A	PTS	PIM	PLAYER	GP	G	A	PTS	PIM			
PAPPIN, JIM	76	41	51	92	82	BACKSTROM, RALPH	16	6	3	9	2			
HULL, DENNIS	78	39	51	90	27	OGLIVIE, BRIAN	12	1	2	3	4			
MARTIN, PIT	78	29	61	90	30	KRYSKOW, DAVE	11	1	0	1	0			
MIKITA, STAN	57	27	56	85	32	LEDINGHAM, WALT	9	0	1	1	4			
KOROLL, CLIFF	77	33	24	57	38	L'ABBE, MAURICE	5	0	1	1	0			
WHITE, BILL	72	9	38	47	80	MAGGS, DARRYL	17	0	0	0	4			
ANGOTTI, LOU	77	15	22	37	26	ESPOSITO, TONY	56	0	2	2	0			
MAKI, CHICO	77	13	19	32	10	SMITH, GARY	23	0	0	0	5			
STAPLETON, PAT	75	10	21	31	16									
BORDELEAU, JEAN-PIERRE	73	15	15	30	6									
MALONEY, DAN	57	13	17	30	63									
REDMOND, DICK	52	9	19	28	4									
KORAB, JERRY	77	12	15	27	94									
RUSSELL, PHIL	76	6	19	25	156									
MAGNUSON, KEITH	77	0	19	19	140									
MARKS, JOHN	55	3	10	13	21	GOALIES	GP	W	L	T	MINS	GA	SO	AVG
JARRETT, DOUG	49	2	11	13	18	ESPOSITO, TONY	56	32	17	7	3,340	140	4	2.52
						SMITH, GARY	23	10	10	2	1,340	79	0	3.54

HISTORY OF THE BLACKHAWKS

1973-74 CHICAGO BLACKHAWKS

41-14-23, 105 POINTS, 2ND WEST DIVISION

GM	DATE	OPPONENT	RESULT	SCORE	RECORD	GM	DATE	OPPONENT	RESULT	SCORE	RECORD
1	10/10	@ Los Angeles	W	5-0	1-0-0	48	02/02	@ Pittsburgh	W	5-1	25-11-14
2	10/12	@ California	L	2-3	1-1-0	49	02/03	ST. LOUIS	W	3-0	24-11-14
3	10/14	MINNESOTA	T	1-1	1-1-1	50	02/06	ATLANTA	T	1-1	24-11-15
4	10/17	VANCOUVER	W	5-0	2-1-1	51	02/08	@ Atlanta	W	3-0	25-11-15
5	10/21	NY ISLANDERS	T	3-3	2-1-2	52	02/10	PITTSBURGH	W	5-3	26-11-15
6	10/24	@ Buffalo	L	1-3	2-2-2	53	02/13	LOS ANGELES	W	4-0	27-11-15
7	10/27	@ St. Louis	T	4-4	2-3-3	54	02/16	@ NY Islanders	W	4-0	28-11-15
8	10/28	TORONTO	T	1-1	2-2-4	55	02/17	TORONTO	W	4-1	29-11-15
9	11/01	@ Philadelphia	L	0-1	2-3-4	56	02/20	CALIFORNIA	W	3-0	30-11-15
10	11/03	@ Minnesota	L	4-5	2-4-4	57	02/23	PHILADELPHIA	W	3-1	31-11-15
11	11/04	NY RANGERS	W	4-1	3-4-4	58	02/24	PITTSBURGH	L	2-4	31-12-15
12	11/07	@ California	T	1-1	3-4-5	59	02/27	@ Minnesota	W	3-1	32-12-15
13	11/09	@ Vancouver	W	4-0	4-4-5	60	02/28	@ Buffalo	T	2-2	32-12-16
14	11/11	@ Los Angeles	W	3-0	5-4-5	61	03/03	@ Detroit	T	6-6	32-12-17
15	11/14	@ NY Rangers	T	4-4	5-4-6	62	03/06	@ California	T	3-3	32-12-18
16	11/16	@ Atlanta	W	6-1	6-4-6	63	03/07	@ Los Angeles	L	2-3	32-15-18
17	11/17	@ Pittsburgh	W	4-1	7-4-6	64	03/09	@ Vancouver	T	4-4	32-15-19
18	11/21	ST. LOUIS	W	4-1	8-4-6	65	03/13	MONTREAL	T	3-3	32-15-20
19	11/24	@ Toronto	W	3-1	9-4-6	66	03/14	@ NY Rangers	W	5-2	33-15-20
20	11/25	MONTREAL	L	4-6	9-5-6	67	03/16	@ Montreal	W	3-1	34-15-20
21	11/28	BOSTON	T	3-3	9-5-7	68	03/17	ATLANTA	T	3-3	34-15-21
22	12/01	@ Montreal	W	5-0	10-5-7	69	03/20	BUFFALO	L	2-3	34-14-21
23	12/02	PITTSBURGH	W	2-1	11-5-7	70	03/23	@ Philadelphia	W	3-1	35-14-21
24	12/05	@ Detroit	W	8-2	12-5-7	71	03/24	MINNESOTA	W	6-0	36-14-21
25	12/09	MINNESOTA	W	5-3	13-5-7	72	03/27	@ Toronto	W	5-3	37-14-21
26	12/12	PHILADELPHIA	T	2-2	13-5-8	73	03/28	@ California	T	2-2	37-14-22
27	12/15	@ NY Islanders	T	3-3	13-5-9	74	03/30	@ Detroit	W	2-1	38-14-22
28	12/16	@ NY Rangers	W	6-1	14-5-9	75	03/31	ST. LOUIS	T	2-2	38-14-23
29	12/19	BUFFALO	T	2-2	15-5-10	76	04/03	BOSTON	W	6-2	39-14-23
30	12/22	@ Philadelphia	L	2-4	15-6-10	77	04/06	@ St. Louis	W	6-3	40-14-23
31	12/23	VANCOUVER	W	6-2	16-6-10	78	04/07	DETROIT	W	7-4	41-14-23
32	12/26	LOS ANGELES	T	3-3	16-6-11						
33	12/29	@ Pittsburgh	W	4-2	17-6-11						
34	12/30	TORONTO	L	3-4	16-7-11						
35	01/02	NY ISLANDERS	W	5-1	17-7-11						
36	01/03	@ Atlanta	L	2-3	17-8-11						
37	01/06	CALIFORNIA	W	9-4	18-8-11						
38	01/09	LOS ANGELES	T	4-4	18-8-12						
39	01/10	@ Boston	T	2-2	18-8-13						
40	01/13	DETROIT	W	4-1	19-8-13						
41	01/16	BOSTON	T	5-5	19-8-14						
42	01/19	NY RANGERS	L	2-3	19-9-14						
43	01/20	VANCOUVER	W	7-2	20-9-14						
44	01/24	@ Boston	W	2-1	21-9-14						
45	01/26	@ Montreal	L	1-4	21-10-14						
46	01/27	NY ISLANDERS	L	2-4	21-11-14						
47	01/31	CALIFORNIA	W	2-1	22-11-14						

TRADITION
RECORDS
PLAYOFFS
HISTORY
PLAYERS

PLAYER	GP	G	A	PTS	PIM	PLAYER	GP	G	A	PTS	PIM
MIKITA, STAN	76	30	50	80	46	FRIG, LEN	66	4	10	14	35
MARTIN, PIT	78	30	47	77	45	MAGNUSON, KEITH	57	2	11	13	105
PAPPIN, JIM	78	32	41	73	76	DONALDSON, GARY	1	0	0	0	0
HULL, DENNIS	74	29	39	68	15	PALMER, ROB	1	0	0	0	0
REDMOND, DICK	76	17	42	59	69	ESPOSITO, TONY	70	0	1	1	0
KOROLL, CLIFF	78	21	25	46	32	VEISOR, MIKE	10	0	1	1	0
WHITE, BILL	69	5	31	36	52						
RUSSELL, PHIL	75	10	25	35	184						
MAKI, CHICO	69	9	26	35	12						
TALLON, DALE	65	15	19	34	36						
ROTA, DARCY	74	21	12	33	58						
MARKS, JOHN	76	13	18	31	22						
POWIS, LYNN	57	8	13	21	6						
BORDELEAU, JEAN-PIERRE	64	11	9	20	11						
KRYSKOW, DAVE	72	7	12	19	22						
GAGNON, GERMAIN	14	3	14	17	4						
JARRETT, DOUG	67	5	11	16	45						

GOALIES	GP	W	L	T	MINS	GA	SO	AVG
ESPOSITO, TONY	70	34	14	21	4,143	141	10	2.05
VEISOR, MIKE	10	7	0	2	537	20	1	2.23

HISTORY OF THE BLACKHAWKS

1974-75 CHICAGO BLACKHAWKS

37-35-8, 82 POINTS, 3RD SMYTHE DIVISION

GM	DATE	OPPONENT	RESULT	SCORE	RECORD	GM	DATE	OPPONENT	RESULT	SCORE	RECORD
1	10/09	@ Detroit	L	1-2	0-1-0	49	01/29	@ Pittsburgh	L	1-6	24-21-4
2	10/15	ATLANTA	L	3-4	0-2-0	50	02/01	NY RANGERS	L	1-4	24-22-4
3	10/16	BOSTON	W	4-0	1-2-0	51	02/02	NY ISLANDERS	T	1-1	24-22-5
4	10/17	@ Washington	L	3-4	1-3-0	52	02/04	@ Kansas City	T	3-3	24-22-6
5	10/19	@ St. Louis	W	3-1	2-3-0	53	02/05	@ Minnesota	W	2-1	25-22-6
6	10/20	MINNESOTA	W	6-0	3-3-0	54	02/07	@ Vancouver	L	1-3	25-23-6
7	10/23	WASHINGTON	W	3-2	4-3-0	55	02/09	LOS ANGELES	L	1-2	25-24-6
8	10/26	@ Toronto	W	9-3	5-3-0	56	02/12	BOSTON	W	8-3	26-24-6
9	10/27	ST. LOUIS	W	10-3	6-3-0	57	02/15	@ Philadelphia	L	1-4	26-25-6
10	10/30	@ Montreal	T	4-4	6-3-1	58	02/15	@ Montreal	L	3-12	26-26-6
11	11/02	@ Kansas City	W	4-3	7-3-1	59	02/16	MONTREAL	L	3-6	26-27-6
12	11/03	PITTSBURGH	T	3-3	7-3-2	60	02/19	@ NY Rangers	T	2-2	26-27-7
13	11/06	@ Buffalo	L	4-6	7-4-2	61	02/22	WASHINGTON	W	10-3	27-27-7
14	11/08	@ Atlanta	L	0-2	7-5-2	62	02/23	ATLANTA	W	4-0	28-27-7
15	11/12	@ Vancouver	L	0-1	7-6-2	63	02/25	@ Washington	W	6-2	29-27-7
16	12/08	@ California	L	0-2	7-7-2	64	02/28	@ Atlanta	W	4-3	30-27-7
17	11/16	@ Los Angeles	W	2-1	8-7-2	65	03/02	@ Boston	L	2-6	30-28-7
18	11/20	NY ISLANDERS	T	4-4	8-7-3	66	03/05	@ California	W	4-2	31-28-7
19	11/23	KANSAS CITY	W	6-0	9-7-3	67	03/07	@ Vancouver	L	1-2	31-29-7
20	11/27	BUFFALO	L	1-3	9-8-3	68	03/08	@ Los Angeles	W	6-1	32-29-7
21	11/30	@ Minnesota	L	3-5	9-9-3	69	03/12	ST. LOUIS	L	3-4	32-30-7
22	12/01	MINNESOTA	W	3-0	10-9-3	70	03/15	@ Minnesota	W	5-2	33-30-7
23	12/04	KANSAS CITY	W	7-3	11-9-3	71	03/16	VANCOUVER	L	3-4	33-31-7
24	12/05	@ Philadelphia	L	2-3	11-10-3	72	03/20	@ Detroit	W	6-2	34-31-7
25	12/07	NY RANGERS	L	4-7	11-11-3	73	03/22	@ NY Islanders	L	2-4	34-32-7
26	12/08	TORONTO	L	1-4	11-12-3	74	03/23	DETROIT	T	4-4	34-32-8
27	12/11	@ Atlanta	W	5-2	12-12-3	75	03/26	BUFFALO	W	5-1	35-32-8
28	12/14	@ Pittsburgh	L	3-6	12-13-3	76	03/29	PHILADELPHIA	L	2-5	35-33-8
29	12/15	VANCOUVER	W	4-2	13-13-3	77	03/30	@ Philadelphia	L	1-4	35-34-8
30	12/18	DETROIT	W	7-5	14-13-3	78	04/03	KANSAS CITY	W	6-4	36-34-8
31	12/21	@ NY Islanders	T	3-3	14-14-4	79	04/05	@ St. Louis	L	3-4	36-35-8
32	12/22	TORONTO	W	3-0	15-14-4	80	04/06	MINNESOTA	W	3-0	37-35-8
33	12/26	@ Buffalo	L	1-3	15-14-4						
34	12/28	PHILADELPHIA	W	2-1	16-14-4						
35	12/29	ST. LOUIS	W	5-2	17-14-4						
36	12/31	LOS ANGELES	L	1-3	17-15-4						
37	01/01	@ NY Rangers	L	2-6	17-16-4						
38	01/04	@ Toronto	L	3-6	17-17-4						
39	01/05	MONTREAL	L	4-6	17-18-4						
40	01/08	PITTSBURGH	W	7-5	18-18-4						
41	01/11	@ Boston	L	1-5	18-19-4						
42	01/12	NY RANGERS	W	4-2	19-19-4						
43	01/15	VANCOUVER	W	2-1	20-19-4						
44	01/18	@ Kansas City	L	1-4	20-20-4						
45	01/19	CALIFORNIA	W	3-1	21-20-4						
46	01/23	NY ISLANDERS	W	3-1	22-20-4						
47	01/25	@ St. Louis	W	4-1	23-20-4						
48	01/26	CALIFORNIA	W	3-2	24-20-4						

TRADITION
RECORDS
PLAYOFFS
HISTORY
PLAYERS

PLAYER	GP	G	A	PTS	PIM	PLAYER	GP	G	A	PTS	PIM			
MIKITA, STAN	79	36	50	86	48	WYLLIE, DUANE	6	1	3	4	2			
BOLDIREV, IVAN	80	24	45	67	54	PALMER, ROB	13	0	2	2	2			
PAPPIN, JIM	71	36	27	63	94	WILSON, ROGER	7	0	2	2	6			
KOROLL, CLIFF	80	27	32	59	27	HOLT, RANDY	12	0	1	1	13			
REDMOND, DICK	80	14	45	57	90	ESPOSITO, TONY	71	0	1	1	11			
GAGNON, GERMAIN	80	16	35	51	21	VEISOR, MIKE	9	0	0	0	0			
MARKS, JOHN	80	17	30	47	56	DUMAS, MICHEL	3	0	0	0	0			
MARTIN, PIT	70	19	26	45	34									
ROTA, DARCY	78	22	22	44	93									
HULL, DENNIS	69	16	21	37	10									
RUSSELL, PHIL	80	5	24	29	260									
WHITE, BILL	51	4	23	27	20									
JARRETT, DOUG	79	5	21	26	66									
BORDELEAU, JEAN-PIERRE	59	7	8	15	4									
TALLON, DALE	35	5	10	15	28									
MAGNUSON, KEITH	48	2	12	14	117									
MULVEY, GRANT	74	7	4	11	36	GOALIES	GP	W	L	T	MINS	GA	SO	AVG
DAIGLE, ALAIN	52	5	4	9	6	ESPOSITO, TONY	71	34	30	7	4,219	193	6	2.75
						VEISOR, MIKE	9	1	5	1	460	36	0	4.71
						DUMAS, MICHEL	3	2	0	0	121	7	0	3.47

HISTORY OF THE BLACKHAWKS

1975-76 CHICAGO BLACKHAWKS

32-30-18, 82 POINTS, 1ST SMYTHE DIVISION

GM	DATE	OPPONENT	RESULT	SCORE	RECORD	GM	DATE	OPPONENT	RESULT	SCORE	RECORD
1	10/08	@ NY Rangers	L	2-2	0-0-1	48	01/28	ATLANTA	W	7-3	21-11-16
2	10/11	@ Toronto	L	1-2	0-1-1	49	01/29	@ Boston	L	3-5	21-12-16
3	10/12	VANCOUVER	W	3-0	1-1-1	50	01/31	@ Detroit	L	1-2	21-13-16
4	10/15	DETROIT	T	4-4	1-1-2	51	02/01	VANCOUVER	L	2-3	21-14-16
5	10/16	@ Buffalo	L	1-7	1-2-2	52	02/04	@ Montreal	L	3-8	21-15-16
6	10/18	@ Minnesota	W	3-1	2-2-2	53	02/06	@ Atlanta	W	2-1	22-15-16
7	10/19	MINNESOTA	W	3-2	3-2-2	54	02/08	WASHINGTON	W	4-2	23-15-16
8	10/22	LOS ANGELES	L	3-5	3-3-2	55	02/11	LOS ANGELES	L	4-7	23-16-16
9	10/25	@ Kansas City	W	4-0	4-3-2	56	02/14	@ Kansas City	W	5-4	24-16-16
10	10/26	WASHINGTON	L	5-7	4-4-2	57	02/15	BOSTON	L	1-4	24-17-16
11	10/29	MONTREAL	W	2-1	5-4-2	58	02/18	BUFFALO	T	4-4	24-17-17
12	11/01	@ Detroit	W	3-1	6-4-2	59	02/21	@ Pittsburgh	L	1-10	24-18-17
13	11/02	VANCOUVER	W	6-1	7-4-2	60	02/22	CALIFORNIA	L	2-5	24-19-17
14	11/05	PHILADELPHIA	T	4-4	7-4-3	61	02/24	@ Vancouver	W	4-1	25-19-17
15	11/08	@ Pittsburgh	W	7-5	8-4-3	62	02/26	@ Los Angeles	W	6-2	26-19-17
16	11/09	MINNESOTA	W	3-0	9-4-3	63	02/28	@ NY Islanders	L	1-4	26-20-17
17	11/12	@ NY Rangers	T	4-4	9-4-4	64	02/29	@ Washington	L	1-4	26-21-17
18	11/13	@ Philadelphia	T	5-5	9-4-5	65	03/04	@ Buffalo	L	3-6	26-22-17
19	11/15	@ Montreal	T	4-4	9-4-6	66	03/06	@ St. Louis	L	4-7	26-23-17
20	11/19	@ Los Angeles	W	4-2	10-4-6	67	03/10	MONTREAL	L	1-5	26-24-17
21	11/22	@ Vancouver	T	1-1	10-4-7	68	03/13	@ Minnesota	W	4-1	27-24-17
22	11/26	TORONTO	T	4-4	10-4-8	69	03/14	NY ISLANDERS	L	3-5	27-25-17
23	11/29	BOSTON	T	4-4	10-4-9	70	03/16	@ Kansas City	W	6-3	28-25-17
24	11/30	KANSAS CITY	T	1-1	10-4-10	71	03/17	TORONTO	W	6-5	29-25-17
25	12/03	PITTSBURGH	T	3-3	10-4-11	72	03/20	@ NY Islanders	L	2-4	29-26-17
26	12/04	@ Philadelphia	L	2-5	10-5-11	73	03/21	DETROIT	L	0-6	29-27-17
27	12/07	ATLANTA	L	0-2	10-6-11	74	03/24	ATLANTA	L	2-7	29-28-17
28	12/10	@ Washington	W	7-2	11-6-11	75	03/25	@ Boston	L	2-4	29-29-17
29	12/13	@ Minnesota	L	1-2	11-7-11	76	03/27	NY RANGERS	L	5-6	29-30-17
30	12/14	ST. LOUIS	L	3-4	11-8-11	77	03/28	MINNESOTA	W	5-3	30-30-17
31	12/17	PHILADELPHIA	L	2-4	11-9-11	78	03/31	KANSAS CITY	W	6-3	31-30-17
32	12/19	@ California	L	2-5	11-10-11	79	04/03	@ St. Louis	T	3-3	31-30-18
33	12/21	NY ISLANDERS	W	5-2	12-10-11	80	04/04	ST. LOUIS	W	7-2	32-30-18
34	12/23	ST. LOUIS	W	4-1	13-10-11						
35	12/27	@ Toronto	W	4-1	14-10-11						
36	12/28	BUFFALO	T	2-2	14-10-12						
37	12/30	CALIFORNIA	W	5-3	15-10-12						
38	01/03	@ NY Islanders	T	1-1	15-10-13						
39	01/04	PITTSBURGH	W	5-3	16-10-13						
EX	01/07	SOVIET WINGS	L	2-4	-----						
40	01/09	@ Atlanta	T	1-1	16-10-14						
41	01/11	NY RANGERS	L	2-6	16-11-14						
42	01/14	@ California	T	2-2	16-11-15						
43	01/16	@ Vancouver	W	2-1	17-11-15						
44	01/18	PHILADELPHIA	W	2-0	18-11-15						
45	01/21	@ NY Rangers	T	3-3	18-11-16						
46	01/24	@ St. Louis	W	2-1	19-11-16						
47	01/25	KANSAS CITY	W	3-1	20-11-16						

TRADITION

RECORDS

PLAYOFFS

HISTORY

PLAYERS

PLAYER	GP	G	A	PTS	PIM
MARTIN, PIT	80	32	39	71	44
HULL, DENNIS	80	27	39	66	28
BOLDIREV, IVAN	78	28	34	62	33
TALLON, DALE	80	15	47	62	101
KOROLL, CLIFF	80	25	33	58	29
MINKTA, STAN	48	16	41	57	37
MARKS, JOHN	80	21	23	44	43
RUSSELL, PHIL	74	9	29	38	194
ROTA, DARCY	79	20	17	37	73
REDMOND, DICK	53	9	27	36	25
SHEEHAN, BOBBY	78	11	20	31	18
BORDELEAU, JEAN-PIERRE	76	12	18	30	6
MULVEY, GRANT	64	11	17	28	72
DAIGLE, ALAIN	71	15	9	24	15
WHITE, BILL	59	1	9	10	44
MAGNUSON, KEITH	48	1	6	7	99
MAKI, CHICO	22	0	6	6	2
JOHNSTON, JOEY	32	0	5	5	6

PLAYER	GP	G	A	PTS	PIM
MURRAY, BOB	64	1	2	3	44
PALMER, BOB	2	0	1	1	0
HOLT, RANDY	12	0	0	0	13
GAGNON, GERMAIN	5	0	0	0	2
LOGAN, DAVE	2	0	0	0	0
ESPOSITO, TONY	68	0	1	1	2
VILLEMURE, GILLES	15	0	0	0	0

GOALIES	GP	W	L	T	MINS	GA	SO	AVG
ESPOSITO, TONY	68	30	23	13	4,003	198	4	2.98
VILLEMURE, GILLES	15	2	7	5	797	57	0	4.30

HISTORY OF THE BLACKHAWKS

1976-77 CHICAGO BLACKHAWKS

26-43-11, 83 POINTS, 3RD SMYTHE DIVISION

GM	DATE	OPPONENT	RESULT	SCORE	RECORD	GM	DATE	OPPONENT	RESULT	SCORE	RECORD
1	10/06	@ St. Louis	W	6-4	1-0-0	49	01/25	PHILADELPHIA	L	2-2	17-24-8
2	10/09	@ NY Islanders	L	1-2	1-1-0	50	01/27	@ Vancouver	T	1-1	17-24-9
3	10/10	VANCOUVER	W	5-1	2-1-0	51	01/30	CLEVELAND	W	9-3	18-24-9
4	10/13	PITTSBURGH	W	4-1	3-1-0	52	02/02	ATLANTA	W	4-2	19-24-9
5	10/15	@ Colorado	L	3-5	3-2-0	53	02/03	@ Philadelphia	L	0-6	19-25-9
6	10/17	MINNESOTA	W	3-0	4-2-0	54	02/05	@ Cleveland	L	2-3	19-26-9
7	10/19	@ Cleveland	L	0-3	4-3-0	55	02/06	MINNESOTA	L	0-3	19-27-9
8	10/21	@ Philadelphia	L	1-5	4-4-0	56	02/09	WASHINGTON	T	4-4	19-27-10
9	10/25	@ Minnesota	L	3-4	4-5-0	57	02/12	COLORADO	W	4-2	20-27-10
10	10/24	ST. LOUIS	W	7-2	5-5-0	58	02/15	ATLANTA	W	4-2	21-27-10
11	10/27	MONTREAL	T	4-4	5-5-1	59	02/15	@ St. Louis	L	1-5	21-28-10
12	10/30	@ Detroit	W	4-1	6-5-1	60	02/16	@ Buffalo	L	0-3	21-29-10
13	10/31	WASHINGTON	W	5-4	7-5-1	61	02/19	@ Minnesota	L	2-6	21-30-10
14	11/04	@ Boston	L	5-7	7-6-1	62	02/20	TORONTO	L	8-10	21-31-10
15	11/06	@ Montreal	L	3-11	7-7-1	63	02/23	DETROIT	W	5-2	22-31-10
16	11/07	COLORADO	L	2-3	7-8-1	64	02/26	NY RANGERS	W	2-1	23-31-10
17	11/10	PHILADELPHIA	T	2-2	7-8-2	65	02/27	VANCOUVER	L	3-4	23-32-10
18	11/12	@ Washington	W	5-4	8-8-2	66	03/02	@ Buffalo	L	3-6	23-33-10
19	11/14	LOS ANGELES	W	5-4	9-8-2	67	03/05	@ Washington	L	4-7	23-34-10
20	11/17	@ NY Rangers	L	2-3	9-9-2	68	03/06	@ Boston	L	2-6	23-35-10
21	11/19	@ Atlanta	L	3-5	9-10-2	69	03/08	@ Los Angeles	L	1-7	23-36-10
22	11/21	@ Pittsburgh	L	0-5	9-11-2	70	03/10	@ Vancouver	L	0-5	23-37-10
23	11/24	@ Los Angeles	W	5-4	10-11-2	71	03/12	@ Montreal	L	1-5	23-38-10
24	11/27	@ Vancouver	L	3-4	10-12-2	72	03/16	NY ISLANDERS	L	0-5	23-39-10
25	12/01	BOSTON	L	3-5	10-13-2	73	03/19	@ NY Islanders	T	2-2	23-39-11
26	12/04	@ Toronto	T	2-2	10-13-3	74	03/20	PITTSBURGH	W	3-2	24-39-11
27	12/05	VANCOUVER	L	2-4	10-14-3	75	03/23	LOS ANGELES	L	1-3	24-40-11
28	12/08	MONTREAL	L	3-4	10-15-3	76	03/26	MINNESOTA	W	7-2	25-40-11
29	12/11	@ Atlanta	L	1-3	10-16-3	77	03/27	@ NY Rangers	W	5-3	26-40-11
30	12/12	NY ISLANDERS	L	2-6	10-17-3	78	03/30	@ St. Louis	L	1-4	26-41-11
31	12/16	@ Philadelphia	L	1-4	10-18-3	79	04/01	@ Atlanta	L	4-6	26-42-11
32	12/18	NY RANGERS	T	3-3	10-18-4	80	04/03	CLEVELAND	L	2-4	26-43-11
33	12/19	ST. LOUIS	L	4-6	10-19-4						
34	12/21	@ Minnesota	T	3-3	10-19-5						
35	12/22	BUFFALO	L	2-4	10-20-5						
36	12/26	COLORADO	W	5-3	11-20-5						
37	12/29	DETROIT	W	6-3	12-20-5						
38	12/31	@ Colorado	T	2-2	12-20-6						
39	01/02	TORONTO	W	6-4	13-20-6						
40	01/05	BUFFALO	W	2-1	14-20-6						
41	01/08	@ Pittsburgh	L	2-4	14-21-6						
42	01/09	BOSTON	L	2-4	14-22-6						
43	01/12	NY ISLANDERS	W	2-1	15-22-6						
44	01/15	@ Toronto	W	4-1	16-22-6						
45	01/16	NY RANGERS	L	2-5	16-23-6						
46	01/18	@ Colorado	T	7-7	16-23-7						
47	01/19	ST. LOUIS	L	3-5	16-24-7						
48	01/22	@ Detroit	W	3-0	17-24-7						

TRADITION
RECORDS
PLAYOFFS
HISTORY
PLAYERS

PLAYER	GP	G	A	PTS	PIM	PLAYER	GP	G	A	PTS	PIM			
BOLDIREV, IVAN	80	24	38	62	40	LOGAN, DAVE	34	0	2	2	61			
MARTIN, PIT	75	17	36	53	22	HINTON, DAN	14	0	0	0	16			
MIKITA, STAN	57	19	30	49	20	VAYDIK, GREG	5	0	0	0	0			
REDMOND, DICK	80	22	25	47	30	ARCHAMBAULT, MICHEL	3	0	0	0	0			
ROTA, DARCY	76	24	22	46	82	MCKEGNY, IAN	3	0	0	0	2			
RUSSELL, PHIL	76	9	36	45	233	BULLEY, TED	2	0	0	0	0			
HARRISON, JIM	60	18	25	41	97	MCNILL, JEFF	1	0	0	0	0			
KOROLL, CLIFF	80	15	26	41	25	ESPOSITO, TONY	69	0	2	2	6			
HULL, DENNIS	75	16	17	33	2	VILLEMURE, GILLES	6	0	0	0	0			
BORDELEAU, JEAN-PIERRE	60	15	14	29	20	DUMAS, MICHEL	5	0	1	1	0			
MULVEY, GRANT	80	10	14	24	111	VEISOR, MIKE	3	0	0	0	0			
BOWMAN, KIRK	55	10	13	23	6									
ORR, BOBBY	20	4	19	23	25									
MARKS, JOHN	80	7	15	22	41									
MURRAY, BOB	77	10	11	21	71									
TALLON, DALE	70	5	16	21	65									
DAIGLE, KEITH	73	12	8	20	11									
MAGNUSON, KEITH	37	1	6	7	86	GOALIES	GP	W	L	T	MINS	GA	SO	AVG
HOLT, RANDY	12	0	3	3	14	ESPOSITO, TONY	69	25	36	8	4,067	234	2	3.46
WYLIE, DUANE	8	2	0	2	0	VILLEMURE, GILLES	6	0	4	1	312	28	0	5.41
						DUMAS, MICHEL	5	0	1	2	241	17	0	4.23
						VEISOR, MIKE	3	1	2	0	180	13	0	4.33

HISTORY OF THE BLACKHAWKS

1977-78 CHICAGO BLACKHAWKS

32-29-19, 83 POINTS, 1ST SMYTHE DIVISION

GM	DATE	OPPONENT	RESULT	SCORE	RECORD	GM	DATE	OPPONENT	RESULT	SCORE	RECORD
1	10/15	@ Philadelphia	L	1-5	0-1-0	48	01/28	DETROIT	W	6-1	19-17-12
2	10/15	COLORADO	T	3-3	0-1-1	49	02/01	PHILADELPHIA	W	3-1	20-17-12
3	10/16	@ Buffalo	W	2-0	1-1-1	50	02/04	@ Vancouver	W	5-1	21-17-12
4	10/19	BUFFALO	T	2-2	1-1-2	51	02/08	NY ISLANDERS	W	5-4	22-17-12
5	10/22	@ Colorado	L	0-3	1-2-2	52	02/09	@ Montreal	T	3-3	22-17-13
6	10/23	ST. LOUIS	W	2-0	2-2-2	53	02/12	ATLANTA	T	2-2	22-17-14
7	10/26	PHILADELPHIA	T	2-2	2-2-3	54	02/14	@ Pittsburgh	L	1-2	22-18-14
8	10/28	@ Cleveland	W	4-2	3-2-3	55	02/15	COLORADO	T	2-2	22-18-15
9	10/30	CLEVELAND	W	6-1	4-2-3	56	02/18	BOSTON	W	4-2	23-18-15
10	11/02	@ Washington	T	2-2	4-2-4	57	02/19	PITTSBURGH	T	2-2	23-18-16
11	11/05	MINNESOTA	W	5-2	5-2-4	58	02/22	NY RANGERS	W	3-2	24-18-16
12	11/06	ATLANTA	T	3-3	5-2-5	59	02/25	@ NY Rangers	L	2-6	24-19-16
13	11/09	MINNESOTA	T	2-2	5-2-6	60	02/25	@ NY Islanders	L	1-7	24-20-16
14	11/12	@ Pittsburgh	L	4-7	5-3-6	61	02/26	TORONTO	L	3-5	24-21-16
15	11/13	MONTREAL	L	2-3	5-4-6	62	03/01	@ Vancouver	L	2-3	24-22-16
16	11/15	@ NY Islanders	T	1-1	5-4-7	63	03/04	@ Los Angeles	W	6-3	25-22-16
17	11/16	@ NY Rangers	L	2-5	5-5-7	64	03/05	@ Colorado	T	2-2	25-22-17
18	11/20	@ Boston	L	0-1	5-6-7	65	03/08	@ Minnesota	W	4-3	26-22-17
19	11/23	@ Los Angeles	L	3-8	5-7-7	66	03/11	@ Atlanta	L	1-4	26-23-17
20	11/25	@ Colorado	W	5-1	6-7-7	67	03/12	@ Buffalo	aL	2-5	26-24-17
21	11/26	@ Vancouver	T	2-2	6-7-8	68	03/15	MONTREAL	L	2-6	26-25-17
22	11/30	BUFFALO	L	2-3	6-8-8	69	03/18	@ St. Louis	L	4-5	26-26-17
23	12/03	@ Montreal	L	2-3	6-9-8	70	03/19	PITTSBURGH	W	9-1	27-26-17
24	12/04	VANCOUVER	L	2-6	6-10-8	71	03/22	@ Washington	W	6-2	28-26-17
25	12/06	@ Detroit	W	2-1	7-10-8	72	03/23	@ Boston	L	0-7	28-27-17
26	12/07	NY ISLANDERS	L	0-4	7-11-8	73	03/25	@ St. Louis	T	2-2	28-27-18
27	12/10	@ Philadelphia	L	2-4	7-12-8	74	03/26	VANCOUVER	W	4-3	29-27-18
28	12/11	MINNESOTA	W	8-3	8-12-8	75	03/29	LOS ANGELES	W	5-1	30-27-18
29	12/13	@ NY Islanders	T	2-2	8-12-9	76	04/01	DETROIT	W	2-0	31-27-18
30	12/14	NY RANGERS	T	2-2	8-12-10	77	04/02	@ Cleveland	L	2-4	31-28-18
31	12/17	@ Toronto	L	1-7	8-13-10	78	04/05	COLORADO	T	4-4	31-28-19
32	12/18	ATLANTA	W	3-0	9-13-10	79	04/08	MINNESOTA	W	4-2	32-28-19
33	12/21	@ St. Louis	W	6-2	10-13-10	80	04/09	@ NY Rangers	L	2-3	32-29-19
34	12/22	LOS ANGELES	L	0-4	10-14-10						
35	12/27	@ Atlanta	W	4-2	11-14-10						
36	12/28	TORONTO	W	4-0	12-14-10						
EX	12/31	CZECHOSLOVAKIA	L	4-6	-----						
37	01/01	VANCOUVER	L	2-3	12-15-10						
38	01/04	BOSTON	L	0-3	12-16-10						
39	01/07	@ St. Louis	T	0-0	12-16-11						
40	01/08	WASHINGTON	W	3-1	13-16-11						
41	01/11	PHILADELPHIA	W	5-4	14-16-11						
42	01/14	@ Toronto	T	3-3	14-16-12						
43	01/18	WASHINGTON	W	5-2	15-16-12						
44	01/19	@ Detroit	L	2-4	15-17-12						
45	01/21	@ Minnesota	W	4-1	16-17-12						
46	01/22	ST. LOUIS	W	3-1	17-17-12						
47	01/26	CLEVELAND	W	5-0	18-17-12						

TRADITION
RECORDS
PLAYOFFS
HISTORY
PLAYERS

PLAYER	GP	G	A	PTS	PIM
BOLDIREV, IVAN	80	35	45	80	34
MIKITA, STAN	76	18	41	59	35
BULLEY, TED	79	23	28	51	141
BORDELEAU, JEAN-PIERRE	76	15	25	40	32
MULVEY, GRANT	78	14	24	38	135
ROTA, DARCY	78	17	20	37	67
MARKS, JOHN	80	15	22	37	26
WILSON, DOUG	77	14	20	34	72
KOROLL, CLIFF	73	16	15	31	19
MURRAY, BOB	70	14	17	31	41
PLANTIE, PIERRE	77	10	18	28	59
RUSSELL, PHIL	57	6	20	26	139
TALON, DALE	75	4	20	24	66
KELLY, BOB	75	7	11	18	95
SAVARO, JEAN	31	7	11	18	20
DAIGLE, ALAIN	53	6	6	12	13
HARRISON, JIM	26	2	8	10	31
HICKS, DOUG	13	1	7	8	2
MAGNUSON, KEITH	67	2	4	6	145
LOGAN, DAVID	54	1	5	6	77

PLAYER	GP	G	A	PTS	PIM
BOWMAN, KIRK	33	1	4	5	13
MARTIN, PIT	7	1	1	2	0
O'CONNELL, MIKE	6	1	1	2	2
KERR, REG	2	0	2	2	0
HOFFMEYER, BOB	5	0	1	1	12
HOLT, RANDY	6	0	0	0	20
ESPOSITO, TONY	64	0	4	4	0
VEISOR, MIKE	12	0	0	0	0
JOHNSTON, ED	4	0	0	0	0

GOALIES	GP	W	L	T	MINS	GA	SO	AVG
ESPOSITO, TONY	64	28	22	14	3,840	168	5	2.63
VEISOR, MIKE	12	3	4	5	720	31	2	2.59
JOHNSTON, ED	4	1	3	0	240	17	0	4.25

HISTORY OF THE BLACKHAWKS

1978-79 CHICAGO BLACKHAWKS

29-36-15, 73 POINTS, 1ST SMYTHE DIVISION

GM	DATE	OPPONENT	RESULT	SCORE	RECORD	GM	DATE	OPPONENT	RESULT	SCORE	RECORD
1	10/11	ATLANTA	T	4-4	0-0-1	49	01/31	BOSTON	T	2-2	17-25-9
2	10/15	VANCOUVER	T	3-3	0-0-2	50	02/01	@ Boston	L	1-6	17-24-9
3	10/18	@ Washington	W	4-2	1-0-2	51	02/03	@ Atlanta	W	4-2	18-24-9
4	10/19	MINNESOTA	W	6-2	2-0-2	52	02/04	NY ISLANDERS	W	5-4	19-24-9
5	10/22	BOSTON	W	6-5	3-0-2	53	02/12	TORONTO	L	2-5	19-25-9
6	10/25	WASHINGTON	T	2-2	3-0-3	54	02/14	ATLANTA	T	4-4	19-25-10
7	10/28	@ Detroit	L	2-7	3-1-3	55	02/17	@ St. Louis	W	5-1	20-25-10
8	10/29	MONTREAL	W	4-1	4-1-3	56	02/18	COLORADO	W	5-3	21-25-10
9	11/01	VANCOUVER	L	0-1	4-2-3	57	02/21	BUFFALO	W	3-2	22-25-10
10	11/04	@ St. Louis	T	5-5	4-2-4	58	02/22	@ Buffalo	W	4-2	23-25-10
11	11/05	ST. LOUIS	W	3-1	5-2-4	59	02/24	@ Pittsburgh	L	1-5	23-26-10
12	11/08	TORONTO	W	2-1	6-2-4	60	02/25	PITTSBURGH	T	2-2	23-26-11
13	11/10	@ Atlanta	L	3-5	6-3-4	61	02/28	@ Vancouver	T	4-4	23-26-12
14	11/12	LOS ANGELES	L	1-4	6-4-4	62	03/02	@ Colorado	W	4-0	24-26-12
15	11/15	@ NY Rangers	L	1-8	6-5-4	63	03/03	@ Los Angeles	L	5-8	24-27-12
16	11/16	@ Philadelphia	W	4-3	7-5-4	64	03/08	@ Philadelphia	W	5-1	25-27-12
17	11/18	@ Colorado	L	3-8	7-6-4	65	03/10	@ NY Islanders	L	1-7	25-28-12
18	11/20	@ Los Angeles	L	3-4	7-7-4	66	03/11	@ NY Rangers	L	2-5	25-29-12
19	11/21	@ Vancouver	L	2-5	7-8-4	67	03/14	PHILADELPHIA	L	0-4	25-30-12
20	11/25	@ Montreal	W	8-3	8-8-4	68	03/17	@ Boston	L	2-4	25-31-12
21	11/29	VANCOUVER	T	1-1	8-8-5	69	03/18	DETROIT	L	2-4	25-32-12
22	12/02	@ Pittsburgh	L	2-5	8-9-5	70	03/20	@ Detroit	L	3-5	25-33-12
23	12/03	COLORADO	W	4-3	9-9-5	71	03/21	NY RANGERS	L	6-7	25-34-12
24	12/07	@ Vancouver	L	2-4	9-10-5	72	03/24	@ Toronto	T	3-3	25-34-13
25	12/09	@ St. Louis	W	4-2	10-10-5	73	03/25	COLORADO	W	3-0	26-34-13
26	12/10	DETROIT	T	3-3	10-10-6	74	03/27	@ Colorado	T	1-1	26-34-14
27	12/13	BUFFALO	L	2-6	10-11-6	75	03/29	NY ISLANDERS	W	6-1	27-34-14
28	12/14	@ Buffalo	L	2-3	10-12-6	76	04/01	VANCOUVER	T	2-2	27-34-15
29	12/16	@ Colorado	L	1-5	10-13-6	77	04/03	@ Minnesota	L	3-4	27-35-15
30	12/17	PITTSBURGH	T	3-3	10-13-7	78	04/04	MINNESOTA	W	7-1	28-35-15
31	12/20	MONTREAL	L	3-5	10-14-7	79	04/07	@ St. Louis	L	1-4	28-36-15
32	12/21	@ Montreal	L	1-5	10-15-7	80	04/08	ST. LOUIS	W	3-2	29-36-15
33	12/23	PHILADELPHIA	W	5-2	11-15-7						
34	12/27	ST. LOUIS	W	4-3	12-15-7						
35	12/30	NY RANGERS	L	4-5	12-16-7						
36	01/03	BOSTON	L	3-6	12-17-7						
37	01/04	@ Buffalo	T	3-3	12-17-8						
38	01/06	@ Toronto	W	5-3	13-17-8						
39	01/07	WASHINGTON	W	5-3	14-17-8						
40	01/10	LOS ANGELES	W	3-0	15-17-8						
41	01/13	@ Minnesota	L	3-4	15-18-8						
42	01/17	COLORADO	W	2-1	16-18-8						
43	01/19	@ Atlanta	L	1-6	16-19-8						
44	01/20	@ NY Islanders	L	2-4	16-20-8						
45	01/22	NY ISLANDERS	L	1-2	16-21-8						
46	01/24	@ Vancouver	W	5-0	17-21-8						
47	01/27	@ Washington	L	1-4	17-22-8						
48	01/28	ST. LOUIS	L	2-7	17-23-8						

TRADITION
RECORDS
PLAYERS
HISTORY
PLAYERS

PLAYER	GP	G	A	PTS	PIM	PLAYER	GP	G	A	PTS	PIM
BOLDIREV, IVAN	66	29	35	64	25	KELLY, BOB	63	2	5	7	85
MIKITA, STAN	65	19	36	55	34	MAGNUSON, KEITH	26	1	4	5	41
MURRAY, BOB	79	19	32	51	38	FOX, GREG	14	0	5	5	16
BULLEY, TED	75	27	23	50	153	ORR, BOBBY	6	2	2	4	4
MARKS, JOHN	80	21	24	45	35	RIBBLE, PAT	12	1	3	4	8
KERR, REG	73	16	24	40	50	PHILLIPOFF, HAROLD	14	0	4	4	6
BORDELEAU, JEAN-PIERRE	63	15	21	36	34	HOFFMEYER, BOB	6	0	2	2	5
MULVEY, GRANT	80	19	15	34	99	LECUYER, DEAN	2	1	0	1	0
KOROLL, CLIFF	78	12	19	31	20	SAVARO, JUAN	11	0	1	1	9
RUSSELL, PHIL	66	8	23	31	122	ZAHARKO, MILES	1	0	0	0	0
ROTA, DARCY	63	13	17	30	77	ESPOSITO, TONY	63	0	1	1	2
WILSON, DOUG	56	5	21	26	37	VEISOR, MIKE	17	0	1	1	0
O'CONNELL, MIKE	48	4	22	26	20						
DAIGLE, ALAIN	74	11	14	25	55						
HIGGINS, TIM	36	7	16	23	30						
LOGAN, DAVE	76	1	14	15	176						
LYSIAK, TOM	14	0	10	10	14						
WALTON, MIKE	26	6	3	9	4						
HARRISON, JIM	21	4	5	9	22						
HICKS, DOUG	44	1	8	9	15						

GOALIES	GP	W	L	T	MIN	GA	SO	AVG
ESPOSITO, TONY	63	24	28	11	3,780	206	4	3.28
VEISOR, MIKE	17	5	8	4	1,020	60	0	3.54

HISTORY OF THE BLACKHAWKS

1979-80 CHICAGO BLACKHAWKS

34-27-19, 87 POINTS, 1ST SMYTHE DIVISION

GM	DATE	OPPONENT	RESULT	SCORE	RECORD	GM	DATE	OPPONENT	RESULT	SCORE	RECORD
1	10/10	EDMONTON	W	4-2	1-0-0	49	01/25	@ Atlanta	T	4-4	18-18-13
2	10/13	@ Minnesota	L	1-5	1-1-0	50	01/27	MINNESOTA	W	3-0	19-18-13
3	10/14	HARTFORD	T	3-3	1-1-1	51	01/30	WASHINGTON	W	5-2	20-18-13
4	10/17	MONTREAL	W	3-2	2-1-1	52	02/02	@ Toronto	W	5-4	21-18-13
5	10/20	@ Atlanta	T	2-2	2-1-2	53	02/03	TORONTO	W	4-2	22-18-13
6	10/21	QUEBEC	L	0-3	2-2-2	54	02/06	@ Quebec	T	3-3	22-18-14
7	10/24	WINNIPEG	W	4-0	3-2-2	55	02/09	@ Boston	L	2-5	22-19-14
8	10/27	@ NY Islanders	L	4-6	3-3-2	56	02/10	PITTSBURGH	W	3-2	23-19-14
9	10/28	BOSTON	L	1-4	3-4-2	57	02/15	NY RANGERS	W	3-1	24-19-14
10	10/31	BUFFALO	T	0-0	3-4-3	58	02/17	ATLANTA	W	3-2	25-19-14
11	11/03	@ Detroit	L	0-2	3-5-3	59	02/20	TORONTO	W	4-2	26-19-14
12	11/04	LOS ANGELES	L	3-5	3-6-3	60	02/23	@ Washington	L	2-6	26-20-14
13	11/08	@ Buffalo	T	3-3	3-6-4	61	02/24	BUFFALO	W	3-1	27-20-14
14	11/09	@ Hartford	W	4-2	4-6-4	62	02/27	EDMONTON	L	2-5	27-21-14
15	11/11	HARTFORD	T	5-5	4-6-5	63	03/01	@ Minnesota	W	4-1	28-21-14
16	11/14	VANCOUVER	L	2-5	4-7-5	64	03/02	@ Winnipeg	W	3-2	29-21-14
17	11/17	@ Colorado	W	4-1	5-7-5	65	03/05	@ Vancouver	T	3-3	29-21-15
18	11/18	MINNESOTA	T	3-3	5-7-6	66	03/07	@ Colorado	W	4-2	30-21-15
19	11/21	WASHINGTON	W	4-0	6-7-6	67	03/08	@ Los Angeles	T	3-3	30-21-16
20	11/24	@ Toronto	W	2-1	7-7-6	68	03/12	PHILADELPHIA	T	6-6	30-21-17
21	11/25	ST. LOUIS	W	6-3	8-7-6	69	03/14	@ Edmonton	L	4-6	30-22-17
22	11/28	@ Edmonton	L	2-4	8-8-6	70	03/16	NY ISLANDERS	L	1-6	30-23-17
23	11/30	@ Vancouver	T	1-1	8-8-7	71	03/19	QUEBEC	W	5-2	31-23-17
24	12/01	@ Los Angeles	L	0-7	8-9-7	72	03/22	@ NY Islanders	T	4-4	31-23-18
25	12/05	@ NY Rangers	T	3-3	8-9-8	73	03/23	ATLANTA	W	4-2	32-23-18
26	12/08	@ Pittsburgh	T	3-3	8-9-9	74	03/25	@ Montreal	L	4-8	32-23-18
27	12/09	@ Philadelphia	T	4-4	8-9-10	75	03/26	@ Quebec	W	7-2	33-24-18
28	12/12	NY RANGERS	L	2-5	8-10-10	76	03/30	COLORADO	T	2-2	33-24-19
29	12/15	@ Buffalo	L	2-5	8-11-10	77	04/01	@ St. Louis	L	2-5	33-25-19
30	12/17	@ Boston	W	2-1	9-11-10	78	04/02	WINNIPEG	L	2-5	33-26-19
31	12/16	DETROIT	W	7-3	10-11-10	79	04/05	@ Detroit	W	3-1	34-26-19
32	12/19	PITTSBURGH	T	0-0	10-11-11	80	04/06	ST. LOUIS	L	4-5	34-27-19
33	12/21	@ Winnipeg	L	1-4	10-12-11						
34	12/25	NY ISLANDERS	W	8-0	11-12-11						
35	12/26	@ St. Louis	T	3-3	11-12-12						
36	12/28	@ Washington	L	2-6	11-13-12						
37	12/30	BOSTON	W	5-3	12-13-12						
38	01/02	COLORADO	W	5-2	13-13-12						
39	01/05	@ Montreal	W	4-3	14-13-12						
40	01/06	VANCOUVER	W	3-1	15-13-12						
41	01/09	LOS ANGELES	L	1-6	15-14-12						
42	01/12	@ Pittsburgh	W	3-2	16-14-12						
43	01/15	DETROIT	W	3-2	17-14-12						
44	01/16	MONTREAL	L	1-6	17-15-12						
45	01/17	@ Philadelphia	L	1-5	17-16-12						
46	01/19	@ Hartford	L	3-5	17-17-12						
47	01/20	@ NY Rangers	W	2-1	18-17-12						
48	01/23	PHILADELPHIA	L	1-4	18-18-12						

TRADITION

RECORDS

PLAYOFFS

HISTORY

PLAYERS

PLAYER	GP	G	A	PTS	PIM	PLAYER	GP	G	A	PTS	PIM
RUSKOWSKI, TERRY	74	15	55	70	252	LOGAN, DAVE	12	2	3	5	34
LYSIAK, TOM	77	26	45	69	31	HUTCHISON, DAVE	38	0	5	5	73
MUVEY, GRANT	80	39	26	65	122	RIBBLE, PAT	23	1	2	3	14
PRESTON, RICH	80	31	30	61	70	SUTTER, DARRYL	8	2	0	2	2
WILSON, DOUG	73	12	49	61	70	PATERSON, RICK	11	0	2	2	0
MURRAY, BOB	74	16	34	50	60	PHILLIPOFF, HAROLD	9	0	0	0	20
BULLEY, TED	66	14	17	31	136	MAGNUSON, KEITH	3	0	0	0	4
O'CONNELL, MIKE	78	8	22	30	52	ESPOSITO, TONY	69	0	1	1	2
HIGGINS, TIM	74	13	12	25	50	VEISOR, MIKE	11	0	0	0	0
SEDLBAUER, RON	45	13	10	23	14						
BORDELEAU, JEAN-PIERRE	45	7	14	21	28						
MARKS, JOHN	74	6	15	21	51						
BROWN, KEITH	76	2	18	20	27						
KERR, REG	49	9	8	17	17						
DAIGLE, ALAIN	66	7	9	16	22						
TRIMPER, TIM	30	6	10	16	10						
FOX, GREG	71	4	11	15	73						
LECUYER, DOUG	53	3	10	13	59						
KOROLL, CLIFF	47	3	4	7	6						
MIKITA, STAN	17	2	5	7	12						

GOALIES	GP	W	L	T	MINS	GA	SO	AVG
ESPOSITO, TONY	69	31	22	16	4140	205	6	2.98
VEISOR, MIKE	11	3	5	3	660	36	0	3.28

HISTORY OF THE BLACKHAWKS

1980-81 CHICAGO BLACKHAWKS

31-33-16, 78 POINTS, 2ND SMYTHE DIVISION

GM	DATE	OPPONENT	RESULT	SCORE	RECORD
1	10/09	BUFFALO	W	4-3	1-0-0
2	10/11	@ Montreal	W	5-4	2-0-0
3	10/12	CALGARY	T	3-3	2-0-1
4	10/15	VANCOUVER	W	4-2	3-0-1
5	10/17	@ Winnipeg	L	2-6	3-1-1
6	10/19	WASHINGTON	W	8-4	4-1-1
7	10/21	@ Washington	L	0-2	4-2-1
8	10/23	MONTREAL	L	2-7	4-3-1
9	10/25	@ Colorado	L	3-5	4-4-1
10	10/26	QUEBEC	W	7-4	5-4-1
11	10/28	@ Detroit	T	2-2	5-4-2
12	10/29	WINNIPEG	W	8-4	6-4-2
13	11/02	ST. LOUIS	L	3-5	6-5-2
14	11/05	NY RANGERS	T	3-3	6-5-3
15	11/08	@ NY Islanders	L	3-7	6-6-3
16	11/09	MINNESOTA	L	1-7	6-7-3
17	11/11	@ Quebec	T	6-6	6-7-4
18	11/13	@ Calgary	T	4-4	6-7-5
19	11/15	@ Minnesota	L	2-5	6-8-5
20	11/16	EDMONTON	L	4-5	6-9-5
21	11/19	BUFFALO	W	5-2	7-9-5
22	11/22	@ Minnesota	W	6-2	8-9-5
23	11/23	HARTFORD	W	11-3	9-9-5
24	11/26	@ Edmonton	L	3-10	9-10-5
25	11/28	@ Vancouver	L	4-6	9-11-5
26	11/29	@ Los Angeles	L	2-5	9-12-5
27	12/04	@ Philadelphia	L	5-7	9-13-5
28	12/06	@ Pittsburgh	L	4-6	9-14-5
29	12/07	@ NY Rangers	L	4-5	9-15-5
30	12/10	PHILADELPHIA	T	2-2	9-15-6
31	12/11	@ St. Louis	W	5-2	10-15-6
32	12/13	@ Detroit	L	3-7	10-16-6
33	12/14	NY RANGERS	W	2-1	11-16-6
34	12/17	COLORADO	L	1-6	11-17-6
35	12/20	@ Toronto	W	5-2	12-17-6
36	12/21	NY ISLANDERS	L	0-9	12-18-6
37	12/26	@ Buffalo	L	2-3	12-19-6
38	12/28	TORONTO	L	3-6	12-20-6
39	12/31	BOSTON	L	2-4	12-21-6
40	01/03	@ Montreal	L	1-2	12-22-6
41	01/04	PITTSBURGH	W	3-2	13-22-6
42	01/07	COLORADO	W	6-2	14-22-6
43	01/10	@ Pittsburgh	W	5-3	15-22-6
44	01/11	CALGARY	W	2-1	16-22-6
45	01/15	BOSTON	W	3-2	17-22-6
46	01/17	@ Hartford	W	3-2	18-22-6
47	01/18	QUEBEC	W	7-2	19-22-6
48	01/21	MONTREAL	W	4-2	20-22-6

GM	DATE	OPPONENT	RESULT	SCORE	RECORD
49	01/24	@ St. Louis	L	2-4	20-23-6
50	01/28	VANCOUVER	W	7-3	21-23-6
51	01/30	@ Edmonton	L	2-4	21-24-6
52	01/31	@ Calgary	T	3-3	21-24-7
53	02/02	PITTSBURGH	W	8-4	22-24-7
54	02/04	EDMONTON	W	6-3	23-24-7
55	02/07	@ Hartford	W	6-2	24-24-7
56	02/08	WINNIPEG	W	9-1	25-24-7
57	02/12	LOS ANGELES	T	5-5	25-24-8
58	02/14	@ Colorado	W	4-3	26-24-8
59	02/15	HARTFORD	T	4-4	26-24-9
60	02/18	@ Washington	T	5-5	26-24-10
61	02/21	@ NY Islanders	L	3-6	26-25-10
62	02/22	TORONTO	L	4-7	26-26-10
63	02/25	WASHINGTON	T	2-2	26-26-11
64	02/27	@ Buffalo	L	1-6	26-27-11
65	03/01	ST. LOUIS	T	4-4	26-27-12
66	03/04	DETROIT	T	3-3	26-27-13
67	03/07	@ Boston	L	1-7	26-28-13
68	03/08	@ Quebec	W	3-2	27-28-13
69	03/11	@ Los Angeles	T	4-4	27-28-14
70	03/13	@ Vancouver	L	3-5	27-29-14
71	03/15	@ Winnipeg	W	8-2	28-29-14
72	03/18	PHILADELPHIA	W	5-1	29-29-14
73	03/21	@ Philadelphia	T	4-4	29-29-15
74	03/22	NY ISLANDERS	L	2-6	29-30-15
75	03/25	LOS ANGELES	L	2-4	29-31-15
76	03/28	@ Boston	L	2-5	29-32-15
77	03/29	DETROIT	W	4-3	30-32-15
78	04/01	@ Toronto	T	2-2	30-32-16
79	04/03	@ NY Rangers	L	1-3	30-33-16
80	04/05	MINNESOTA	W	8-4	31-33-16

TRADITION
RECORDS
PLAYOFFS
HISTORY
PLAYERS

PLAYER	GP	G	A	PTS	PIM
LYSIAK, TOM	72	21	55	76	20
SNYDAR, DENIS	76	28	47	75	47
SUTTER, DARRYL	76	40	22	62	86
KERR, REG	70	30	30	60	56
MURRAY, BOB	77	15	47	60	93
HIGGINS, TIM	78	24	35	59	86
RUSKOWSKI, TERRY	72	8	51	59	225
WILSON, DOUG	76	12	39	51	80
BROWN, KEITH	80	9	34	45	80
BULLEY, TED	68	18	16	34	95
MILVEY, GRANT	42	18	14	32	81
SHARPLEY, GLEN	35	10	16	26	12
SECORD, AL	41	13	9	22	145
PRESTON, RICH	47	7	14	21	24
O'CONNELL, MIKE	34	5	16	21	32
FOX, GREG	75	3	16	19	112
SEDLBAUER, RON	39	12	3	15	12
MARKS, JOHN	39	8	6	14	28
ZAHARKO, MILES	42	3	11	14	40
HUTCHISON, DAVE	59	2	9	11	124

PLAYER	GP	G	A	PTS	PIM
PATERSON, RICK	49	8	2	10	18
MARSH, PETER	29	4	6	10	10
ROBIDOUX, FLORENT	39	6	2	8	75
SOLHEIM, KEN	5	2	0	2	0
CROSSMAN, DOUG	9	0	2	2	2
YOUNG, BRIAN	8	0	2	2	6
LARMER, STEVE	4	0	1	1	0
LECLUYER, DOUG	14	0	0	0	41
GARDNER, BILL	1	0	0	0	0
ESPOSITO, TONY	66	0	3	3	0
BANNERMAN, MURRAY	15	0	0	0	0

GOALIES	GP	W	L	T	MINS	GA	SO	AVG
ESPOSITO, TONY	66	29	23	14	3,935	246	0	3.76
BANNERMAN, MURRAY	15	2	10	2	865	62	0	4.31

HISTORY OF THE BLACKHAWKS

1981-82 CHICAGO BLACKHAWKS

30-38-12, 72 POINTS, 4TH NORRIS DIVISION

GM	DATE	OPPONENT	RESULT	SCORE	RECORD
1	10/07	PITTSBURGH	T	5-5	0-0-1
2	10/10	@ Toronto	L	8-9	0-1-1
3	10/11	CALGARY	W	3-0	1-1-1
4	10/14	BOSTON	L	5-8	1-2-1
5	10/17	@ St. Louis	L	3-7	1-3-1
6	10/18	EDMONTON	W	7-5	2-3-1
7	10/21	MONTREAL	T	3-3	2-3-2
8	10/23	@ Winnipeg	T	5-5	2-3-3
9	10/25	ST. LOUIS	T	4-4	2-3-4
10	10/28	WINNIPEG	W	7-6	3-3-4
11	10/31	@ Hartford	T	2-2	3-3-5
12	11/01	TORONTO	W	9-4	4-3-5
13	11/04	LOS ANGELES	W	5-4	5-3-5
14	11/06	@ Winnipeg	L	3-4	5-4-5
15	11/08	CALGARY	W	10-4	6-4-5
16	11/11	DETROIT	T	5-5	6-4-6
17	11/14	@ Detroit	L	3-6	6-5-6
18	11/15	COLORADO	W	10-0	7-5-6
19	11/18	BUFFALO	W	4-3	8-5-6
20	11/21	@ Minnesota	W	6-4	9-5-6
21	11/22	MINNESOTA	T	1-1	9-5-7
22	11/25	@ Vancouver	L	2-6	9-6-7
23	11/27	@ Edmonton	L	1-8	9-7-7
24	11/28	@ Calgary	T	4-4	9-7-8
25	12/02	@ Colorado	L	2-3	9-8-8
26	12/05	@ Los Angeles	W	3-2	10-8-8
27	12/09	WASHINGTON	W	7-3	11-8-8
28	12/12	@ Minnesota	L	3-6	11-9-8
29	12/13	HARTFORD	W	8-3	12-9-8
30	12/16	WINNIPEG	T	3-3	12-9-9
31	12/19	@ Washington	W	6-4	13-9-9
32	12/20	TORONTO	L	1-3	13-10-9
33	12/25	PHILADELPHIA	L	6-7	13-11-9
34	12/26	@ Winnipeg	W	3-2	14-11-9
35	12/27	ST. LOUIS	L	3-4	14-12-9
36	12/29	@ Quebec	L	1-8	14-13-9
37	12/30	@ Montreal	L	3-6	14-14-9
38	01/02	@ NY Islanders	L	3-5	14-15-9
39	01/03	DETROIT	W	4-3	15-15-9
40	01/06	PITTSBURGH	W	6-3	16-15-9
41	01/09	@ NY Rangers	L	5-7	16-16-9
42	01/10	VANCOUVER	W	3-2	17-16-9
43	01/13	@ Buffalo	L	2-6	17-17-9
44	01/16	@ St. Louis	L	6-8	17-18-9
45	01/17	@ Minnesota	L	5-7	17-19-9
46	01/20	DETROIT	L	4-5	17-20-9
47	01/22	@ Winnipeg	L	5-6	17-21-9
48	01/23	MINNESOTA	L	4-8	17-22-9

GM	DATE	OPPONENT	RESULT	SCORE	RECORD
49	01/25	HARTFORD	L	5-6	17-23-9
50	01/27	EDMONTON	T	3-3	17-23-10
51	01/30	@ Washington	L	2-5	17-24-10
52	01/31	TORONTO	L	2-5	17-25-10
53	02/03	ST. LOUIS	W	9-5	18-25-10
54	02/04	@ Detroit	L	4-6	18-26-10
55	02/06	@ Boston	W	4-3	19-26-10
56	02/07	MINNESOTA	W	5-2	20-26-10
57	02/11	NY ISLANDERS	L	2-8	20-27-10
58	02/15	@ Toronto	W	6-4	21-27-10
59	02/17	VANCOUVER	L	1-4	21-28-10
60	02/17	BUFFALO	L	2-3	21-29-10
61	02/21	QUEBEC	W	5-3	22-29-10
62	02/23	@ NY Islanders	L	1-5	22-30-10
63	02/24	@ NY Rangers	L	4-6	22-31-10
64	02/27	@ Los Angeles	W	5-3	23-31-10
65	02/28	@ Colorado	L	3-5	23-32-10
66	03/03	WINNIPEG	L	2-4	23-33-10
67	03/06	PHILADELPHIA	W	4-1	24-33-10
68	03/07	BOSTON	W	5-1	25-33-10
69	03/10	@ Toronto	W	7-6	26-33-10
70	03/11	@ Montreal	L	0-4	26-34-10
71	03/13	@ Quebec	L	3-9	26-35-10
72	03/18	@ Philadelphia	T	4-4	26-35-11
73	03/20	@ Detroit	W	4-3	27-35-11
74	03/22	@ Toronto	L	5-8	27-36-11
75	03/24	DETROIT	W	6-4	28-36-11
76	03/27	@ Pittsburgh	T	3-3	28-36-12
77	03/28	ST. LOUIS	L	3-8	28-37-12
78	03/31	NY RANGERS	L	1-4	28-38-12
79	04/03	@ St. Louis	W	7-4	29-38-12
80	04/04	MINNESOTA	W	4-3	30-38-12

PLAYER	GP	G	A	PTS	PIM
SAVARD, DENIS	80	32	87	119	82
WILSON, DOUG	76	39	46	85	54
LYSHAK, TOM	71	32	50	82	84
SECORD, AL	80	44	31	75	303
HIGGINS, TIM	74	20	30	50	85
MULVEY, GRANT	73	30	19	49	141
PRESTON, RICH	75	15	28	43	30
CROSSMAN, DOUG	70	12	28	40	24
KERR, REG	59	11	28	39	39
RUSKOWSKI, TERRY	60	7	30	37	120
SUTTER, DARRYL	40	23	12	35	31
BULLEY, TED	59	12	18	30	120
MURRAY, BOB	45	8	22	30	48
MARSH, PETER	57	10	18	28	47
BROWN, KEITH	33	4	20	24	26
GARDNER, BILL	69	8	15	23	20
HUTCHISON, DAVE	66	5	18	23	246
FOX, GREG	79	2	19	21	137
SHARPLEY, GLEN	36	9	7	16	11
PATERSON, RICK	48	4	7	11	8

PLAYER	GP	G	A	PTS	PIM
DUPONT, JEROME	34	0	4	4	51
LUDZIK, STEVE	8	2	1	3	2
ZAHARKO, MILES	15	1	2	3	18
ROBIDOUX, FLORENT	4	1	2	3	0
FEAMSTER, DAVE	29	0	2	2	29
MARKS, JOHN	13	1	0	1	7
LARMER, STEVE	3	0	0	0	0
TANTI, TONY	2	0	0	0	0
MURRAY, TROY	1	0	0	0	0
ESPOSITO, TONY	52	0	2	2	0
BANNERMAN, MURRAY	29	0	1	1	0
SKORODENSKI, WARREN	1	0	0	0	0

GOALIES	GP	W	L	T	MINS	GA	SO	AVG
ESPOSITO, TONY	52	19	25	8	3,069	231	1	4.53
BANNERMAN, MURRAY	29	11	12	4	1,671	116	1	4.18
SKORODENSKI, WARREN	1	0	1	0	60	5	0	5.05

TRADITION
RECORDS
PLAYOFFS
HISTORY
PLAYERS

HISTORY OF THE BLACKHAWKS

1982-83 CHICAGO BLACKHAWKS

47-23-10, 104 POINTS, 1ST NORRIS DIVISION

GM	DATE	OPPONENT	RESULT	SCORE	RECORD	GM	DATE	OPPONENT	RESULT	SCORE	RECORD
1	10/06	TORONTO	T	3-3	0-0-1	49	01/23	HARTFORD	W	4-2	30-12-7
2	10/09	@ Montreal	W	8-7	1-0-1	50	01/26	VANCOUVER	L	1-5	30-13-7
3	10/10	WINNIPEG	L	3-5	1-1-1	51	01/28	@ Buffalo	L	2-6	30-14-7
4	10/13	ST. LOUIS	W	6-4	2-1-1	52	01/30	@ NY Rangers	W	5-4	31-14-7
5	10/16	@ Toronto	W	3-2	3-1-1	53	02/01	@ St. Louis	W	5-0	32-14-7
6	10/17	DETROIT	W	6-4	4-1-1	54	02/02	PITTSBURGH	W	7-4	33-14-7
7	10/20	BUFFALO	W	4-0	5-1-1	55	02/05	DETROIT	W	4-3	34-14-7
8	10/23	@ St. Louis	L	4-5	5-2-1	56	02/06	NY RANGERS	W	4-1	35-14-7
9	10/24	NY ISLANDERS	W	4-2	6-2-1	57	02/09	NEW JERSEY	W	5-4	36-14-7
10	10/27	@ Edmonton	T	4-4	6-2-2	58	02/12	@ Minnesota	L	4-5	36-15-7
11	10/29	@ Vancouver	T	2-2	6-2-3	59	02/15	QUEBEC	L	4-5	36-16-7
12	10/30	@ Los Angeles	T	5-5	6-2-4	60	02/16	CALGARY	W	5-3	37-16-7
13	11/03	WASHINGTON	T	3-3	6-2-5	61	02/19	@ Hartford	W	4-2	38-16-7
14	11/07	TORONTO	W	7-3	7-2-5	62	02/23	NY ISLANDERS	T	4-4	38-16-8
15	11/10	MONTREAL	W	6-3	8-2-5	63	02/26	@ Minnesota	T	4-4	38-16-9
16	11/13	@ Detroit	W	3-2	9-2-5	64	02/27	MINNESOTA	L	1-2	38-17-9
17	11/14	MINNESOTA	W	5-4	10-2-5	65	03/02	LOS ANGELES	W	5-3	39-17-9
18	11/17	NEW JERSEY	W	5-3	11-2-5	66	03/05	@ Boston	L	3-6	39-18-9
19	11/20	@ NY Islanders	L	4-5	11-3-5	67	03/06	MONTREAL	W	5-4	40-18-9
20	11/21	DETROIT	W	3-0	12-3-5	68	03/08	@ Philadelphia	W	4-1	41-18-9
21	11/24	@ Winnipeg	W	7-5	13-3-5	69	03/10	@ Detroit	L	2-4	41-19-9
22	11/26	@ Hartford	W	4-3	14-3-5	70	03/12	@ Toronto	L	2-4	41-20-9
23	11/27	@ Quebec	W	3-1	15-3-5	71	03/15	@ Pittsburgh	W	4-3	42-20-9
24	11/29	@ New Jersey	W	3-1	16-3-5	72	03/16	ST. LOUIS	W	4-1	43-20-9
25	12/01	@ Pittsburgh	W	4-2	17-3-5	73	03/20	TORONTO	W	7-3	44-20-9
26	12/04	@ Washington	L	2-4	17-4-5	74	03/21	@ Minnesota	L	3-4	44-21-9
27	12/05	@ Buffalo	T	3-3	17-4-6	75	03/24	@ Calgary	L	5-6	44-22-9
28	12/08	NY RANGERS	W	7-2	18-4-6	76	03/25	@ Vancouver	T	3-3	44-22-10
29	12/11	@ Boston	L	2-4	18-5-6	77	03/27	DETROIT	W	6-0	45-22-10
30	12/12	QUEBEC	W	7-3	19-5-6	78	03/30	MINNESOTA	W	5-0	46-22-10
31	12/15	WINNIPEG	W	10-3	20-5-6	79	04/02	@ St. Louis	L	2-4	46-23-10
32	12/18	@ Toronto	W	8-5	21-5-6	80	04/03	ST. LOUIS	W	7-2	47-23-10
33	12/19	LOS ANGELES	W	6-4	22-5-6						
34	12/22	TORONTO	W	4-3	23-5-6						
35	12/26	ST. LOUIS	W	7-4	24-5-6						
36	12/28	@ Calgary	L	2-3	24-6-6						
37	12/29	@ Edmonton	W	8-6	25-6-6						
38	12/31	@ Detroit	L	1-4	25-7-6						
39	01/02	PHILADELPHIA	L	1-3	25-8-6						
40	01/04	@ St. Louis	W	4-2	26-8-6						
41	01/05	BOSTON	L	1-4	26-9-6						
42	01/08	@ Minnesota	L	1-4	26-10-6						
43	01/09	MINNESOTA	W	6-3	27-10-6						
44	01/12	EDMONTON	L	4-10	27-11-6						
45	01/15	@ Philadelphia	T	4-4	27-11-7						
46	01/16	DETROIT	W	4-2	28-11-7						
47	01/19	WASHINGTON	L	4-6	28-12-7						
48	01/22	@ Toronto	W	3-2	29-12-7						

TRADITION

RECORDS

PLAYOFFS

HISTORY

PLAYERS

PLAYER	GP	G	A	PTS	PIM	PLAYER	GP	G	A	PTS	PIM
SAVARD, DENIS	78	35	86	121	99	O'CALLAHAN, JACK	39	0	11	11	46
LARMER, STEVE	80	45	47	90	28	FIDLER, MIKE	4	2	1	3	4
SECORO, AL	80	54	32	86	180	RUSKOWSKI, TERRY	5	0	2	2	12
WILSON, DOUG	74	18	51	69	58	TANTI, TONY	1	1	0	1	0
SUTTER, DARRYL	80	31	30	61	53	MULVEY, GRANT	3	0	0	0	0
LYSIAK, TOM	61	23	38	61	27	DUPONT, JEROME	1	0	0	0	0
PRESTON, RICH	79	25	28	53	64	BANNERMAN, MURRAY	41	0	1	1	2
CROSSMAN, DOUG	80	13	40	53	46	ESPOSITO, TONY	39	0	0	0	0
GARDNER, BILL	77	15	25	40	12						
MURRAY, BOB	79	7	32	39	73						
BROWN, KEITH	50	4	27	31	20						
LUDZIK, STEVE	66	6	19	25	63						
PATERSON, RICK	79	14	9	23	14						
HIGGINS, TIM	64	14	9	23	63						
MARSH, PETER	68	6	14	20	55						
FRASER, CURT	38	6	13	19	77						
FEAMSTER, DAVE	78	6	12	18	69						
MURRAY, TROY	54	8	8	16	27						
CYR, DENIS	41	7	8	15	2						
FOX, GREG	76	0	12	12	81						

GOALIES	GP	W	L	T	MIN	GA	SO	AVG
BANNERMAN, MURRAY	41	24	12	5	2,460	127	4	3.10
ESPOSITO, TONY	39	23	11	5	2,340	135	1	3.47

HISTORY OF THE BLACKHAWKS

1983-84 CHICAGO BLACKHAWKS

30-42-8, 88 POINTS, 4TH NORRIS DIVISION

GM	DATE	OPPONENT	RESULT	SCORE	RECORD	GM	DATE	OPPONENT	RESULT	SCORE	RECORD
1	10/05	ST. LOUIS	W	4-3	1-0-0	48	02/20	@ Washington	L	3-5	18-26-4
2	10/08	@ St. Louis	L	1-4	1-1-0	49	02/21	@ Quebec	T	4-4 OT	18-26-5
3	10/09	DETROIT	W	6-4	2-1-0	50	02/23	@ Toronto	W	6-2	19-26-5
4	10/12	VANCOUVER	W	2-1	3-1-0	51	02/25	MINNESOTA	L	3-5	19-27-5
5	10/15	@ Toronto	L	8-10 3-2-0		52	02/28	@ Minnesota	W	4-2	20-27-5
6	10/16	MINNESOTA	W	4-3	4-2-0	53	02/29	PHILADELPHIA	T	5-5 OT	20-27-6
7	10/19	NEW JERSEY	W	6-3	5-3-0	54	02/01	TORONTO	W	7-2	21-27-6
8	10/22	@ St. Louis	L	1-2	5-3-0	55	02/05	@ Winnipeg	L	3-7	21-28-6
9	10/23	CALGARY	W	7-4	6-3-0	56	02/05	HARTFORD	L	3-4	21-29-6
10	10/25	BOSTON	W	5-1	7-3-0	57	02/08	@ Los Angeles	L	0-1	21-30-6
11	10/27	PITTSBURGH	L	2-4	7-4-0	58	02/11	@ St. Louis	T	1-1 OT	21-30-7
12	10/30	HARTFORD	W	6-1	8-4-0	59	02/12	CALGARY	L	4-6	21-31-7
13	11/03	@ Detroit	L	4-7	8-5-0	60	02/15	QUEBEC	W	5-2	22-31-7
14	11/05	@ Minnesota	L	5-10 8-6-0		61	02/18	@ Detroit	L	0-6	22-32-7
15	11/06	@ New Jersey	L	3-6	8-7-0	62	02/19	ST. LOUIS	W	6-5	23-32-7
16	11/09	MONTREAL	L	0-3	8-8-0	63	02/22	WASHINGTON	W	4-2	24-32-7
17	11/12	@ Hartford	L	1-6	8-9-0	64	02/25	@ Pittsburgh	T	3-3 OT	24-32-8
18	11/13	EDMONTON	W	5-3	9-9-0	65	02/26	DETROIT	L	2-4	24-33-8
19	11/16	ST. LOUIS	W	4-3	10-9-0	66	02/29	BUFFALO	W	4-3	25-33-8
20	11/19	@ Montreal	T	5-5 OT	10-9-1	67	03/05	@ Minnesota	L	3-6	25-34-8
21	11/20	MINNESOTA	L	3-4	10-10-1	68	03/04	TORONTO	W	5-4	26-34-8
22	11/23	@ Washington	T	2-2 OT		69	03/07	@ Edmonton	L	4-7	26-35-8
23	11/25	@ Buffalo	L	2-5	10-11-2	70	03/09	@ Vancouver	L	3-4 OT	26-36-8
24	11/26	@ NY Islanders	L	3-9	10-12-2	71	03/11	@ Los Angeles	L	3-4	26-37-8
25	11/29	@ New Jersey	L	2-3	10-13-2	72	03/14	@ Winnipeg	L	4-6	26-38-8
26	11/30	@ NY Rangers	W	4-0	11-13-2	73	03/16	@ Calgary	L	5-6	26-39-8
27	12/03	@ Quebec	L	2-3	11-14-2	74	03/19	@ Montreal	L	1-2	26-40-8
28	12/07	BUFFALO	W	4-2	12-14-2	75	03/21	WINNIPEG	W	6-2	27-40-8
29	12/08	@ Philadelphia	L	2-3	12-15-2	76	03/24	@ Toronto	L	3-7	27-41-8
30	12/11	DETROIT	W	4-2	13-15-2	77	03/25	TORONTO	W	5-4	28-41-8
31	12/13	@ St. Louis	L	1-4	13-16-2	78	03/28	MINNESOTA	L	3-6	28-42-8
32	12/14	LOS ANGELES	L	5-6	13-17-2	79	03/31	@ Detroit	W	4-2	29-42-8
33	12/17	@ Boston	W	5-2	14-17-2	80	04/01	DETROIT	W	4-3	30-42-8
34	12/18	BOSTON	L	1-5	14-18-2						
35	12/21	PHILADELPHIA	T	3-3 OT	14-18-3						
36	12/23	@ NY Rangers	L	2-3	14-19-3						
37	12/26	ST. LOUIS	W	3-1	15-19-3						
38	12/28	NY RANGERS	L	4-7	15-20-3						
39	12/31	@ Detroit	L	3-4	15-21-3						
40	01/02	@ Minnesota	L	5-6	15-22-3						
41	01/04	TORONTO	W	5-1	16-22-3						
42	01/07	@ NY Islanders	L	3-5	16-23-3						
43	01/08	VANCOUVER	W	2-0	17-23-3						
44	01/11	EDMONTON	L	3-5	17-24-3						
45	01/14	@ Toronto	T	2-2 OT	17-24-4						
46	01/15	PITTSBURGH	W	2-0	18-24-4						
47	01/18	NY ISLANDERS	L	1-9	18-25-4						

TRADITION

RECORDS

PLAYOFFS

HISTORY

PLAYERS

PLAYER	GP	G	A	PTS	PIM	PLAYER	GP	G	A	PTS	PIM			
SAVARO, DENIS	75	37	57	94	71	HIGGINS, TIM	32	1	4	5	21			
LARMER, STEVE	80	35	40	75	34	FOX, GREG	24	0	5	5	31			
WILSON, DOUG	66	13	45	58	64	DIETRICH, DON	17	0	5	5	0			
GARDNER, BILL	79	27	21	48	12	MCMURCHY, TOM	27	3	1	4	42			
MURRAY, BOB	78	11	37	48	78	DUPONT, JEROME	36	2	2	4	116			
LYSIAK, TOM	54	17	30	47	35	BOYD, RANDY	23	0	4	4	16			
SUTTER, DARRYL	59	20	20	40	44	ROBIDOUX, FLORENT	9	0	0	0	0			
BROWN, KEITH	74	10	25	35	94	PELENSKY, PERRY	4	0	0	0	5			
WILSON, BEHN	59	10	22	32	143	FRAWLEY, DAN	3	0	0	0	0			
MURRAY, TROY	61	15	15	30	45	ANHOLT, DARREL	1	0	0	0	0			
LUDZIK, STEVE	80	9	20	29	73	CANAZZOLA, JIM	1	0	0	0	0			
PRESTON, RICH	75	10	18	28	50	CASSIDY, BRUCE	1	0	0	0	0			
CYR, DENIS	46	12	13	25	19	BANNERMAN, MURRAY	56	0	4	4	17			
LARMER, JEFF	36	9	13	22	20	ESPOSITO, TONY	18	0	3	3	0			
FRASER, CURT	29	5	12	17	28	JANECKY, BOB	8	0	0	0	2			
O'CALLAHAN, JACK	70	4	13	17	67									
PATERSON, RICK	72	7	6	13	41									
YAREMCHUK, KEN	47	6	7	13	19	GOALIES	GP	W	L	T	MINS	GA	SO	AVG
FEAMSTER, DAVE	46	6	7	13	42	BANNERMAN, MURRAY	56	23	29	4	3,335	188	2	3.39
MARSH, PETER	43	4	6	10	44	ESPOSITO, TONY	18	5	10	3	1,095	88	1	4.84
SECORD, AL	14	4	4	8	77	JANECKY, BOB	8	2	3	1	412	28	0	4.10

HISTORY OF THE BLACKHAWKS

1984-85 CHICAGO BLACKHAWKS

38-35-7, 83 POINTS, 2ND NORRIS DIVISION

GM	DATE	OPPONENT	RESULT	SCORE	RECORD	GM	DATE	OPPONENT	RESULT	SCORE	RECORD
1	10/11	DETROIT	W	7-3	1-0-0	49	01/26	@ Toronto	W	5-2	22-24-3
2	10/13	@ NY Islanders	L	6-7 OT	1-1-0	50	01/27	TORONTO	L	2-6	22-25-3
3	10/14	WASHINGTON	L	3-5	1-2-0	51	01/30	WINNIPEG	L	3-6	22-26-3
4	10/17	ST. LOUIS	W	4-3	2-2-0	52	02/02	@ St. Louis	L	1-5	22-27-3
5	10/20	@ Detroit	L	4-7	2-3-0	53	02/03	ST. LOUIS	L	4-6	22-28-3
6	10/21	LOS ANGELES	W	5-2	3-3-0	54	02/06	TORONTO	W	3-2	23-28-3
7	10/24	VANCOUVER	W	9-3	4-3-0	55	02/09	@ Boston	W	6-5	24-28-3
8	10/27	@ St. Louis	W	5-4	5-3-0	56	02/10	BOSTON	W	4-3	25-28-3
9	10/28	HARTFORD	L	1-4	5-4-0	57	02/14	PITTSBURGH	W	5-4	26-28-3
10	10/30	@ Minnesota	T	5-5 OT	5-4-1	58	02/16	@ Detroit	L	4-7	26-29-3
11	11/02	@ Edmonton	L	2-4	5-5-1	59	02/17	DETROIT	T	4-4 OT	26-29-4
12	11/03	@ Vancouver	L	4-6	5-6-1	60	02/20	MONTREAL	W	3-2	27-29-4
13	11/05	@ Los Angeles	W	3-2	6-6-1	61	02/22	@ Minnesota	L	1-4	27-30-4
14	11/07	@ Calgary	W	5-3	7-6-1	62	02/24	DETROIT	W	3-2	28-30-4
15	11/10	@ Toronto	T	4-4 OT	7-6-2	63	02/25	@ Toronto	W	4-3 OT	29-30-4
16	11/14	NY RANGERS	W	6-4	8-6-2	64	02/27	NEW JERSEY	W	6-3	30-30-4
17	11/17	@ Hartford	W	7-0	9-6-2	65	03/02	@ St. Louis	T	4-4 OT	30-30-5
18	11/18	QUEBEC	L	3-5	9-7-2	66	03/03	ST. LOUIS	W	5-2	31-30-5
19	11/20	@ Quebec	L	2-3 OT	9-8-2	67	03/06	@ Minnesota	W	5-4	32-30-5
20	11/22	@ Montreal	L	2-3	9-9-2	68	03/08	@ Buffalo	L	2-7	32-31-5
21	11/24	@ Boston	W	2-1	10-9-2	69	03/10	MINNESOTA	L	2-3	32-32-5
22	11/25	@ Washington	L	0-5	10-10-2	70	03/11	@ NY Rangers	W	4-3 OT	33-32-5
23	11/27	@ Philadelphia	L	2-4	10-11-2	71	03/13	NY ISLANDERS	L	3-4	33-33-5
24	11/29	@ Pittsburgh	W	6-3	11-11-2	72	03/17	@ Vancouver	W	6-4	34-33-5
25	12/01	@ New Jersey	W	5-3	12-11-2	73	03/20	@ Edmonton	L	4-6	34-34-5
26	12/05	LOS ANGELES	T	5-5 OT	12-11-3	74	03/22	@ Calgary	W	3-1	35-34-5
27	12/08	@ Detroit	L	4-5	12-12-3	75	03/27	PHILADELPHIA	W	5-2	36-34-5
28	12/09	TORONTO	W	7-2	13-12-3	76	03/29	@ Winnipeg	T	5-5 OT	36-34-6
29	12/12	DETROIT	W	5-1	14-12-3	77	03/31	EDMONTON	L	3-7	36-35-6
30	12/15	@ Minnesota	W	5-3	15-12-3	78	04/03	NEW JERSEY	W	5-0	37-35-6
31	12/16	MINNESOTA	L	3-5	15-13-3	79	04/06	@ Detroit	T	2-2 OT	37-35-7
32	12/19	BUFFALO	L	3-6	15-14-3	80	04/07	NY RANGERS	W	3-1	38-35-7
33	12/21	TORONTO	W	4-3	16-14-3						
34	12/23	QUEBEC	L	2-3 OT	16-15-3						
35	12/26	@ St. Louis	L	3-4	16-16-3						
36	12/29	@ Toronto	W	5-4	17-16-3						
37	12/30	CALGARY	L	2-5	17-17-3						
38	01/02	MONTREAL	W	3-2	18-17-3						
39	01/05	@ Hartford	L	3-4	18-18-3						
40	01/06	ST. LOUIS	L	2-3	18-19-3						
41	01/09	MINNESOTA	W	4-3	19-19-3						
42	01/10	@ Philadelphia	L	1-6	19-20-3						
43	01/13	NY ISLANDERS	L	5-6	19-21-3						
44	01/16	WINNIPEG	W	6-3	20-21-3						
45	01/18	@ Buffalo	L	3-4	20-22-3						
46	01/19	@ Pittsburgh	L	4-5	20-23-3						
47	01/21	MINNESOTA	W	7-2	21-23-3						
48	01/23	WASHINGTON	L	2-3	21-24-3						

TRADITION
RECORDS
PLAYOFFS
HISTORY
PLAYERS

PLAYER	GP	G	A	PTS	PIM	PLAYER	GP	G	A	PTS	PIM			
SAVARD, DENIS	79	38	67	105	56	BERGEVIN, MARC	60	0	6	6	54			
LARMER, STEVE	80	46	40	86	16	FEAMSTER, DAVE	16	1	3	4	14			
WILSON, DOUG	78	22	54	76	44	MCMURCHY, TOM	15	1	2	3	13			
MURRAY, TROY	80	26	40	66	82	PRESELY, WAYNE	3	0	1	1	0			
GARDNER, BILL	74	17	34	51	12	LARMER, JEFF	7	0	0	0	0			
FRASER, CURT	73	25	25	50	109	BOYD, RANDY	3	0	0	0	6			
OLCZYK, ED	70	20	30	50	67	BANNERMAN, MURRAY	60	0	1	1	8			
LYSIAK, TOM	74	16	30	46	13	SKOROZENSKI, WARREN	27	0	0	0	2			
MURRAY, BOB	80	5	38	43	56	PANG, DARREN	1	0	0	0	0			
SUTTER, DARRYL	49	20	18	38	12	CLIFFORD, CHRIS	1	0	0	0	0			
WILSON, BEHN	76	10	23	33	185									
LUDZIK, STEVE	79	11	20	31	86									
SECORD, AL	51	15	11	26	193									
YAREMCHUK, KEN	63	10	16	26	16									
BROWN, KEITH	56	1	22	23	55									
PATERSON, RICK	79	7	12	19	25									
O'CALLAHAN, JACK	66	6	8	14	105	GOALIES	GP	W	L	T	MINS	GA	SO	AVG
DUPONT, JEROME	55	3	10	13	105	BANNERMAN, MURRAY	60	27	25	4	3,371	215	0	3.84
MACMILLAN, BOB	36	5	7	12	12	SKOROZENSKI, WARREN	27	11	9	3	1,396	75	2	3.23
FRAWLEY, DAN	30	4	3	7	64	PANG, DARREN	1	0	1	0	60	4	0	4.00
						CLIFFORD, CHRIS	1	0	0	0	20	0	0	0.00

HISTORY OF THE BLACKHAWKS

1985-86 CHICAGO BLACKHAWKS

39-33-8, 86 POINTS, 1ST NORRIS DIVISION

GM	DATE	OPPONENT	RESULT	SCORE	RECORD	GM	DATE	OPPONENT	RESULT	SCORE	RECORD
1	10/30	@ Quebec	L	2-6	0-1-0	49	03/27	EDMONTON	L	3-4	23-49-7
2	10/31	@ Montreal	L	3-6	0-2-0	50	03/29	NY RANGERS	W	5-4	24-49-7
3	11/03	TORONTO	L	1-5	0-3-0	51	03/31	@ Toronto	W	7-4	25-49-7
4	10/16	PITTSBURGH	T	5-5 OT	0-3-1	52	02/02	TORONTO	L	3-4	25-50-7
5	10/19	@ Detroit	W	6-2	1-3-1	53	02/05	NY ISLANDERS	W	3-2	26-50-7
6	10/20	PHILADELPHIA	L	2-5	1-4-1	54	02/08	@ Quebec	L	5-8	26-51-7
7	10/23	HARTFORD	W	9-2	2-4-1	55	02/09	PHILADELPHIA	T	2-2 OT	26-51-8
8	10/24	@ New Jersey	W	6-4	3-4-1	56	02/11	BOSTON	W	5-4	27-51-8
9	10/27	WASHINGTON	L	2-4	3-5-1	57	02/13	TORONTO	W	5-4 OT	28-51-8
10	10/30	@ Minnesota	W	6-5	4-5-1	58	02/15	@ Toronto	L	3-4	28-52-8
11	11/02	@ Boston	L	4-5	4-6-1	59	02/16	ST. LOUIS	W	4-2	29-52-8
12	11/05	@ Washington	L	4-8	4-7-1	60	02/19	MINNESOTA	L	5-6	29-53-8
13	11/07	@ Philadelphia	L	2-6	4-8-1	61	02/21	@ Winnipeg	W	5-2	30-53-8
14	11/09	@ Pittsburgh	L	1-3	4-9-1	62	02/23	CALGARY	W	6-2	31-53-8
15	11/11	@ NY Rangers	W	5-4 OT	5-9-1	63	02/27	@ Los Angeles	W	6-3	32-53-8
16	11/13	QUEBEC	W	6-4	6-9-1	64	03/01	@ St. Louis	L	3-6	32-54-8
17	11/16	@ Toronto	L	4-6	6-10-1	65	03/02	ST. LOUIS	W	6-4	33-54-8
18	11/17	MINNESOTA	T	5-5 OT	6-10-2	66	05/05	DETROIT	L	3-8	33-55-8
19	11/20	VANCOUVER	W	2-0	7-10-2	67	03/08	@ Toronto	L	3-4	33-56-8
20	11/23	@ St. Louis	W	7-3	8-10-2	68	03/09	ST. LOUIS	W	4-2	34-56-8
21	11/24	LOS ANGELES	T	4-4 OT	8-10-3	69	03/12	BUFFALO	L	6-7	34-57-8
22	11/26	@ Vancouver	W	5-3	9-10-3	70	03/15	@ Hartford	L	4-11 34-28-8	
23	11/30	@ Los Angeles	T	4-4 OT	9-10-4	71	03/16	VANCOUVER	W	5-4	35-28-8
24	12/03	@ Minnesota	L	2-9	9-11-4	72	02/22	@ Detroit	L	4-8	35-29-8
25	12/06	@ Calgary	L	2-5	9-12-4	73	02/23	@ NY Rangers	W	5-3	36-29-8
26	12/08	@ Edmonton	L	3-4	9-13-4	74	03/26	DETROIT	W	5-3	37-29-8
27	12/11	EDMONTON	L	9-12 9-14-4		75	03/29	@ New Jersey	L	2-3	37-30-8
28	12/14	@ Montreal	L	3-6	9-15-4	76	03/30	TORONTO	L	4-5 OT	37-31-8
29	12/15	DETROIT	W	6-4	10-15-4	77	04/01	@ Minnesota	W	2-1	38-31-8
30	12/18	WINNIPEG	W	5-4	11-15-4	78	04/02	MINNESOTA	L	5-7	38-32-8
31	12/21	@ Detroit	W	6-3	12-15-4	79	04/05	@ St. Louis	L	5-7	38-33-8
32	12/22	CALGARY	W	5-4 OT	13-15-4	80	04/06	ST. LOUIS	W	3-1	39-33-8
33	12/26	@ St. Louis	L	6-9	13-16-4						
34	12/28	@ Washington	W	7-4	14-16-4						
35	12/29	BOSTON	W	4-3	15-16-4						
36	01/01	PITTSBURGH	W	7-4	16-16-4						
37	01/04	@ NY Islanders	W	4-1	17-16-4						
38	01/05	MINNESOTA	W	6-2	18-16-4						
39	01/08	NEW JERSEY	L	7-8	19-17-4						
40	01/10	@ Detroit	W	9-4	19-17-4						
41	01/12	HARTFORD	W	4-2	20-17-4						
42	01/14	@ Minnesota	T	3-3 OT	20-17-5						
43	01/15	BUFFALO	W	4-2	21-17-5						
44	01/17	@ Winnipeg	L	1-5	21-18-5						
45	01/19	DETROIT	W	6-4	22-18-5						
46	01/22	MONTREAL	T	3-3 OT	22-18-6						
47	01/24	@ Buffalo	W	5-3	23-18-6						
48	01/25	@ NY Islanders	T	3-3 OT	23-18-7						

TRADITION
RECORDS
PLAYOFFS
HISTORY
PLAYERS

PLAYER	GP	G	A	PTS	PIM	PLAYER	GP	G	A	PTS	PIM			
SAVARD, DENIS	80	47	69	116	111	LUDZIK, STEVE	49	6	5	11	21			
MURRAY, TROY	80	45	54	99	94	BOUDREAU, BRUCE	7	1	0	1	2			
OLCZYK, ED	79	29	50	79	47	McMURCHY, TOM	4	0	0	0	2			
SECORD, AL	80	40	36	76	201	LARMER, JEFF	2	0	0	0	0			
LARMER, STEVE	80	31	45	76	47	LAVARRE, MARK	2	0	0	0	0			
FRASER, CURT	61	29	39	68	84	POSA, VICTOR	2	0	0	0	2			
WILSON, DOUG	79	17	47	64	80	CASSIDY, BRUCE	1	0	0	0	0			
WILSON, BEHN	69	13	38	51	113	BANNERMAN, MURRAY	48	0	2	2	6			
BROWN, KEITH	70	11	29	40	87	SAUVE, BOB	38	0	1	1	27			
MURRAY, BOB	80	9	29	38	75	SKORODENSKI, WARREN	1	0	0	0	0			
YAREMCHUK, KEN	78	14	20	34	43									
SLITTER, DARYL	50	17	10	27	42									
HATSON, BILL	52	8	16	24	2									
O'CALLAHAN, JACK	80	4	19	23	116									
LYSHAK, TOM	51	2	19	21	14									
PRESELEY, WAYNE	38	7	8	15	38									
DUPONT, JEROME	75	2	13	15	173									
BERGEVIN, MARC	71	7	7	14	60	GOALIES	GP	W	L	T	MINS	GA	SO	AVG
GARDNER, BILL	46	3	10	13	6	BANNERMAN, MURRAY	48	20	19	6	2,689	201	1	4.50
PATERSON, RICK	70	9	3	12	24	SAUVE, BOB	38	19	13	2	2,099	138	0	3.96
						SKORODENSKI, WARREN	1	0	1	0	60	6	0	6.00

HISTORY OF THE BLACKHAWKS

1986-87 CHICAGO BLACKHAWKS

29-37-14, 72 POINTS, 3RD NORRIS DIVISION

GM	DATE	OPPONENT	RESULT	SCORE	RECORD	GM	DATE	OPPONENT	RESULT	SCORE	RECORD
1	10/09	NY ISLANDERS	W	3-2	1-0-0	49	02/24	@ Montreal	L	1-3	17-25-7
2	10/11	@ Detroit	L	3-4	1-1-0	50	02/26	MONTREAL	L	2-3	17-26-7
3	10/12	PITTSBURGH	L	1-4	1-2-0	51	02/28	TORONTO	W	5-0	18-26-7
4	10/15	NY RANGERS	T	5-5 OT	1-2-1	52	02/31	@ St. Louis	T	4-4 OT	18-26-8
5	10/18	@ Toronto	L	2-3	1-3-1	53	02/01	EDMONTON	W	6-4	19-26-8
6	10/19	MINNESOTA	L	5-8	1-4-1	54	02/04	DETROIT	W	5-4	20-26-8
7	10/21	@ Edmonton	L	1-9	1-5-1	55	02/07	@ Pittsburgh	L	1-4	20-27-8
8	10/24	@ Vancouver	T	2-2 OT	1-5-2	56	02/08	@ Buffalo	L	4-7	20-28-8
9	10/26	@ Winnipeg	W	8-4	2-5-2	57	02/15	QUEBEC	W	6-4	21-28-8
10	10/28	@ Toronto	L	1-2	2-6-2	58	02/17	HARTFORD	L	4-5	21-29-8
11	10/29	@ Detroit	L	2-5	2-7-2	59	02/19	NY RANGERS	W	5-2	22-29-8
12	11/01	@ Minnesota	W	6-5	3-7-2	60	02/21	@ Hartford	W	6-3	23-29-8
13	11/02	@ St. Louis	L	3-7	3-8-2	61	02/22	DETROIT	T	2-2 OT	23-29-9
14	11/05	MINNESOTA	W	4-2	4-8-2	62	02/25	MONTREAL	T	3-3 OT	23-29-10
15	11/08	@ Washington	L	2-3	4-9-2	63	02/28	@ Pittsburgh	W	2-1	24-29-10
16	11/09	ST. LOUIS	T	4-4 OT	4-9-3	64	03/01	LOS ANGELES	W	6-1	25-29-10
17	11/12	WASHINGTON	T	2-2 OT	4-9-4	65	03/04	WINNIPEG	W	3-2	26-29-10
18	11/15	@ St. Louis	L	3-4	4-10-4	66	03/07	@ New Jersey	W	4-3	27-29-10
19	11/16	TORONTO	L	3-7	4-11-4	67	03/08	NY ISLANDERS	L	5-6	27-30-10
20	11/19	LOS ANGELES	T	4-4 OT	4-11-5	68	03/11	ST. LOUIS	L	2-3	27-31-10
21	11/20	@ Philadelphia	L	1-5	4-12-5	69	03/14	@ Boston	T	4-4 OT	27-31-11
22	11/23	NEW JERSEY	W	5-3	5-12-5	70	03/15	MINNESOTA	L	2-4	27-32-11
23	11/26	@ Minnesota	L	2-5	5-13-5	71	03/17	@ Toronto	T	3-3 OT	27-32-12
24	11/28	@ Edmonton	W	6-5 OT	6-13-5	72	03/18	@ Minnesota	W	6-3	28-32-12
25	11/29	@ Calgary	L	4-5	6-14-5	73	03/21	@ Detroit	L	0-3	28-33-12
26	12/02	@ Vancouver	W	4-2	7-14-5	74	02/22	@ NY Rangers	L	3-5	28-34-12
27	12/04	@ Calgary	L	4-5	7-15-5	75	03/25	ST. LOUIS	T	4-4 OT	28-34-13
28	12/06	@ Los Angeles	L	2-7	7-16-5	76	03/28	@ Quebec	L	4-5	28-35-13
29	12/10	BUFFALO	W	6-3	8-16-5	77	03/29	BOSTON	L	6-8	28-36-13
30	12/15	@ St. Louis	T	4-4 OT	8-16-6	78	04/01	MINNESOTA	T	4-4 OT	28-36-14
31	12/14	VANCOUVER	L	3-7	8-17-6	79	04/04	@ Toronto	L	1-3	28-37-14
32	12/17	WINNIPEG	W	5-1	9-17-6	80	04/05	TORONTO	W	5-2	29-37-14
33	12/20	@ Boston	W	6-2	10-17-6						
34	12/21	DETROIT	W	7-4	11-17-6						
35	12/23	@ Detroit	L	1-3	11-18-6						
36	12/26	ST. LOUIS	W	8-6	12-18-6						
37	12/28	WASHINGTON	W	7-5	13-18-6						
38	12/30	@ NY Islanders	W	5-3	14-18-6						
39	12/31	@ Buffalo	L	2-5	14-19-6						
40	01/03	@ Hartford	W	3-2	15-19-6						
41	01/04	CALGARY	L	1-4	15-20-6						
42	01/07	TORONTO	W	6-4	16-20-6						
43	01/11	DETROIT	W	5-3	17-20-6						
44	01/14	NEW JERSEY	L	1-3	17-21-6						
45	01/17	@ Minnesota	L	2-3	17-22-6						
46	01/18	QUEBEC	L	3-5	17-23-6						
47	01/21	PHILADELPHIA	T	5-5 OT	17-23-7						
48	01/23	@ Philadelphia	L	3-4	17-24-7						

- TRADITION
- RECORDS
- PLAYOFFS
- HISTORY
- PLAYERS

PLAYER	GP	G	A	PTS	PIM	PLAYER	GP	G	A	PTS	PIM			
SAVARO, DENIS	70	40	50	90	108	MANSON, DAVE	63	1	8	9	146			
LARMER, STEVE	80	28	56	84	22	SANPASS, EVERETT	7	1	3	4	2			
MURRAY, TROY	77	28	45	71	59	PATERSON, RICK	22	1	2	3	6			
PRESLEY, WAYNE	80	32	29	61	114	CAMAZOLA, JIM	2	0	0	0	0			
SECORD, AL	77	29	30	59	196	CASSIDY, BRUCE	2	0	0	0	0			
OLCZYK, ED	79	16	35	51	119	SCHEVOUR, DARIN	1	0	0	0	0			
FRASER, CURT	75	25	25	50	182	SAUIVE, BOB	46	0	4	4	6			
WILSON, DOUG	69	16	32	48	36	BANNERMAN, MURRAY	39	0	1	1	4			
MURRAY, BOB	79	6	38	44	80	SKORODENSKI, WARREN	3	0	0	0	0			
HATSON, BILL	51	13	19	32	6									
NYLUND, GARY	80	7	20	27	190									
BROWN, KEITH	73	4	23	27	86									
LAVARRE, MARK	58	8	15	23	33									
DONNELLY, DAVE	71	6	12	18	81									
PRESTON, RICH	73	8	9	17	19									
LUDZIK, STEVE	52	5	12	17	34									
SUTTER, DARRYL	44	8	6	14	16									
BERSEVIN, MARC	66	4	10	14	66	GOALIES	GP	W	L	T	MINS	GA	SO	AVG
O'CALLAHAN, JACK	48	1	13	14	59	SAUIVE, BOB	46	19	19	5	2,660	159	1	3.60
STAPLETON, MIKE	39	3	6	9	6	BANNERMAN, MURRAY	39	9	18	8	2,059	142	0	4.15
						SKORODENSKI, WARREN	3	1	0	1	155	7	0	2.71

HISTORY OF THE BLACKHAWKS

1987-88 CHICAGO BLACKHAWKS

30-41-9, 69 POINTS, 3RD NORRIS DIVISION

GM	DATE	OPPONENT	RESULT	SCORE	RECORD	GM	DATE	OPPONENT	RESULT	SCORE	RECORD
1	10/08	TORONTO	L	5-7	0-1-0	49	01/24	VANCOUVER	W	3-1	21-25-3
2	10/10	@ Washington	L	4-6	0-2-0	50	01/26	@ Detroit	W	6-4	22-25-3
3	10/11	PHILADELPHIA	W	5-3	1-2-0	51	01/29	@ New Jersey	L	2-3 OT	22-26-3
4	10/14	ST. LOUIS	W	5-3	2-2-0	52	01/30	@ Pittsburgh	L	2-4	22-27-3
5	10/17	@ St. Louis	W	3-2	3-2-0	53	02/01	BOSTON	L	3-5	22-28-3
6	10/18	WINNIPEG	W	6-4	4-2-0	54	02/03	DETROIT	L	4-6	22-29-3
7	10/21	@ Detroit	W	5-1	5-2-0	55	02/05	@ Winnipeg	T	1-1 OT	22-29-4
8	10/23	@ NY Rangers	L	3-7	5-3-0	56	02/07	@ Quebec	T	5-5 OT	22-29-5
9	10/24	@ Hartford	L	3-5	5-4-0	57	02/12	ST. LOUIS	W	4-3 OT	23-29-5
10	10/27	@ NY Islanders	T	4-4 OT	5-4-1	58	02/14	BUFFALO	W	4-3 OT	24-29-5
11	10/31	@ Toronto	L	5-6	5-5-1	59	02/17	DETROIT	L	3-4	24-30-5
12	11/01	@ Buffalo	L	3-5	5-6-1	60	02/20	@ Detroit	L	1-6	24-31-5
13	11/04	MONTREAL	T	4-4 OT	5-6-2	61	02/21	CALGARY	T	3-3 OT	24-31-6
14	11/06	@ Winnipeg	L	3-6	5-7-2	62	02/24	EDMONTON	W	6-4	25-31-6
15	11/08	MINNESOTA	W	8-5	6-7-2	63	02/25	@ NY Islanders	T	1-1 OT	25-31-7
16	11/11	DETROIT	W	6-3	7-7-2	64	02/28	PITTSBURGH	W	7-5	26-31-7
17	11/14	@ Montreal	L	0-3	7-8-2	65	03/02	HARTFORD	L	1-2	26-32-7
18	11/15	EDMONTON	W	5-4	8-8-2	66	03/05	@ Minnesota	W	4-2	27-32-7
19	11/18	MINNESOTA	W	5-2	9-8-2	67	03/06	DETROIT	L	3-4	27-33-7
20	11/20	@ New Jersey	L	2-5	9-9-2	68	03/09	TORONTO	W	4-3	28-33-7
21	11/22	VANCOUVER	W	3-2	10-9-2	69	03/12	@ Toronto	L	4-6	28-34-7
22	11/25	@ Los Angeles	L	4-6	10-10-2	70	03/15	PHILADELPHIA	W	5-4 OT	29-34-7
23	11/27	@ Edmonton	L	3-4	10-11-2	71	03/17	@ St. Louis	T	7-7 OT	29-34-8
24	11/30	@ Calgary	L	0-4	10-12-2	72	03/17	@ Philadelphia	W	4-3 OT	30-34-8
25	12/02	@ St. Louis	L	1-5	10-13-2	73	03/19	@ Montreal	L	0-3	30-35-8
26	12/04	@ Detroit	L	0-12	10-14-2	74	03/20	ST. LOUIS	L	2-5	30-36-8
27	12/05	@ Boston	L	3-7	10-15-2	75	03/23	MINNESOTA	L	4-5	30-37-8
28	12/09	BUFFALO	L	2-6	10-16-2	76	03/25	@ Vancouver	L	2-3	30-38-8
29	12/12	@ Washington	L	1-2	10-17-2	77	03/26	@ Los Angeles	L	5-9	30-39-8
30	12/15	TORONTO	W	5-1	11-17-2	78	03/28	@ Minnesota	T	7-7 OT	30-39-9
31	12/16	@ Minnesota	W	4-2	12-17-2	79	03/30	NY RANGERS	L	3-4	30-40-9
32	12/19	@ Toronto	W	6-2	13-17-2	80	04/05	NEW JERSEY	L	3-4 OT	30-41-9
33	12/20	BOSTON	L	2-4	13-18-2						
34	12/25	NY ISLANDERS	W	7-5	14-18-2						
35	12/26	ST. LOUIS	L	4-5	14-19-2						
36	12/27	@ St. Louis	L	2-3	14-20-2						
37	12/30	MINNESOTA	L	4-6	14-21-2						
38	12/31	@ Minnesota	W	4-1	15-21-2						
39	01/05	CALGARY	L	3-5	15-22-2						
40	01/06	QUEBEC	L	1-6	15-23-2						
41	01/08	TORONTO	W	7-3	16-23-2						
42	01/10	LOS ANGELES	W	5-2	17-23-2						
43	01/11	@ NY Rangers	T	2-2 OT	17-23-3						
44	01/15	HARTFORD	W	2-1	18-23-3						
45	01/16	@ Quebec	L	1-4	18-24-3						
46	01/17	WASHINGTON	W	5-4	19-24-3						
47	01/20	PITTSBURGH	L	3-8	19-25-3						
48	01/23	@ Toronto	W	3-2	20-25-3						

TRADITION
RECORDS
PLAYOFFS
HISTORY
PLAYERS

PLAYER	GP	G	A	PTS	PIM	PLAYER	GP	G	A	PTS	PIM
SAVARD, DENIS	80	44	87	131	95	YANNEY, TRENT	15	2	8	10	15
LARMER, STEVE	80	41	48	89	42	WILSON, RIK	14	4	5	9	6
VAIVE, RICK	76	45	26	69	108	BROWN, KEITH	24	3	6	9	45
MURRAY, TROY	79	22	36	58	96	COCHRANE, GLEN	72	1	8	9	204
*GRAHAM, DIRK	42	17	19	36	32	BERGEVIN, MARC	58	1	6	7	83
WILSON, DOUG	27	8	24	32	28	MANSON, DAVE	54	1	6	7	185
NOONAN, BRIAN	77	10	20	30	44	PANG, DARREN	45	0	6	6	2
WILSON, BEHN	58	6	23	29	166	PLAYFAIR, JIM	12	1	3	4	21
THOMAS, STEVE	30	13	14	27	40	MACKAY, DAVE	23	1	3	4	71
MURRAY, BOB	62	6	20	26	44	WATSON, BILL	9	2	0	2	2
PRESLEY, WAYNE	42	12	10	22	52	LAVARRE, MARK	18	1	1	2	25
LUDZIK, STEVE	73	6	15	21	40	MASON, BOB	41	0	2	2	0
SANIPIASS, EVERETT	57	8	12	20	126	GARDNER, RICK	2	1	0	1	2
NYLUND, GARY	76	4	15	19	212	PAYNTER, KENT	2	0	0	0	2
VINCELETTE, DAN	69	6	11	17	107						
SUTTER, DUANE	37	7	9	16	70						
CASSIDY, BRUCE	21	3	10	13	6						
MCGILL, BOB	67	4	7	11	133						
STAPLETON, MIKE	53	2	9	11	59						
*FRASER, CURT	27	4	6	10	57						

* ACQUIRED IN SEASON # TRADED IN SEASON

GOALIES	GP	W	L	T	MINS	GA	SO	AVG
PANG, DARREN	45	17	23	1	2,548	163	0	3.84
MASON, BOB	41	13	18	8	2,312	160	0	4.15

HISTORY OF THE BLACKHAWKS

1988-89 CHICAGO BLACKHAWKS

27-41-12, 66 POINTS, 4TH NORRIS DIVISION

GM	DATE	OPPONENT	RESULT	SCORE	RECORD	GM	DATE	OPPONENT	RESULT	SCORE	RECORD		
1	10/06	NY RANGERS	T	2-20T	0-0-1	41	01/08	NY ISLANDERS	W	3-2	11-25-6		
2	10/08	@ Toronto	L	4-7	0-1-1	42	01/11	DETROIT	T	2-2	0T	11-25-6	
3	10/09	TORONTO	L	4-8	0-2-1	43	01/12	@ Buffalo	L	5-6		11-25-6	
4	10/12	WINNIPEG	W	10-1 1-2-1		44	01/14	@ NY Islanders	W	5-3		12-26-6	
5	10/15	@ Hartford	L	5-7	1-3-1	45	01/16	EDMONTON	T	2-2	0T	12-26-7	
6	10/16	BOSTON	L	3-10 1-4-1		46	01/18	NY RANGERS	L	4-6		12-27-7	
7	10/18	@ Detroit	L	3-4	0T	1-5-1	47	01/20	@ Detroit	W	3-2		13-27-7
8	10/20	@ St. Louis	L	0-2	1-6-1	48	01/21	@ St. Louis	L	2-4		13-28-7	
9	10/22	@ Pittsburgh	L	4-7	1-7-1	49	01/24	@ Vancouver	W	4-2		14-28-7	
10	10/25	@ Quebec	W	7-4	2-7-1	50	01/25	@ Edmonton	W	6-3		15-28-7	
11	10/28	@ Vancouver	L	2-5	2-8-1	51	01/28	@ Calgary	L	4-5	0T	15-29-7	
12	10/30	@ Edmonton	W	5-2	3-8-1	52	01/30	TORONTO	W	7-1		16-29-7	
13	10/31	@ Calgary	L	3-6	3-9-1	53	02/01	WINNIPEG	W	7-4		17-29-7	
14	11/03	MINNESOTA	W	4-1	4-9-1	54	02/04	@ Toronto	W	3-1		18-29-7	
15	11/05	@ Minnesota	T	5-5	0T	4-9-2	55	02/05	ST. LOUIS	L	4-5		18-30-7
16	11/06	LOS ANGELES	L	3-5	4-10-2	56	02/10	NY ISLANDERS	W	3-1		19-30-7	
17	11/09	MONTREAL	T	6-6	0T	4-10-3	57	02/12	LOS ANGELES	L	2-6		19-31-7
18	11/11	@ Winnipeg	W	6-5	0T	5-10-3	58	02/14	@ Minnesota	W	4-2		20-31-7
19	11/13	QUEBEC	T	5-5	0T	5-10-4	59	02/15	WASHINGTON	W	7-4		21-31-7
20	11/16	BUFFALO	W	3-2	6-10-4	60	02/17	@ Detroit	W	5-3		22-31-7	
21	11/19	@ Montreal	L	3-5	6-11-4	61	02/19	MONTREAL	T	4-4	0T	22-31-8	
22	11/20	VANCOUVER	L	4-7	6-12-4	62	02/22	MINNESOTA	T	5-5	0T	22-31-9	
23	11/23	@ Toronto	L	3-4	6-13-4	63	02/25	@ Detroit	L	0-5		22-32-9	
24	11/25	@ Buffalo	L	4-5	0T	6-14-4	64	02/26	DETROIT	T	4-4	0T	22-33-10
25	11/26	@ Boston	L	2-8	6-15-4	65	03/01	MINNESOTA	W	5-1		22-33-10	
26	11/29	@ Minnesota	L	2-5	6-16-4	66	03/04	@ Toronto	T	3-3	0T	22-33-11	
27	12/03	@ Los Angeles	L	4-6	6-17-4	67	03/05	ST. LOUIS	T	3-3	0T	22-33-12	
28	12/06	@ Pittsburgh	L	6-7	6-18-4	68	03/08	NEW JERSEY	L	5-7		22-33-12	
29	12/10	@ Philadelphia	L	4-6	6-19-4	69	03/11	@ Philadelphia	L	2-7		22-34-12	
30	12/11	ST. LOUIS	W	5-2	7-19-4	70	03/12	PITTSBURGH	L	5-6		22-35-12	
31	12/14	HARTFORD	W	4-3	8-19-4	71	03/14	@ St. Louis	L	2-3		22-36-12	
32	12/17	@ St. Louis	L	0-4	8-20-4	72	03/16	@ Minnesota	L	1-6		22-37-12	
33	12/18	NEW JERSEY	L	3-5	8-21-4	73	03/18	@ New Jersey	W	3-1		22-37-12	
34	12/21	WASHINGTON	L	3-4	8-22-4	74	03/19	DETROIT	W	5-3		22-37-12	
35	12/23	DETROIT	W	7-2	9-22-4	75	03/22	PHILADELPHIA	L	2-3		22-38-12	
36	12/26	ST. LOUIS	L	1-4	9-23-4	76	03/25	@ Boston	L	3-6		22-39-12	
37	12/28	MINNESOTA	W	4-3	10-23-4	77	03/26	CALGARY	L	5-7		22-40-12	
38	12/31	@ NY Rangers	L	1-4	10-24-4	78	03/29	QUEBEC	W	3-1		26-40-12	
39	01/01	TORONTO	T	3-3	0T	10-24-5	79	04/01	@ Hartford	L	1-6		26-41-12
40	01/07	@ Washington	L	3-6	10-25-5	80	04/12	TORONTO	W	4-3	0T	27-41-12	

TRADITION

RECORDS

PLAYERS

HISTORY

PLAYERS

PLAYER	GP	G	A	PTS	PIM	PLAYER	GP	G	A	PTS	PIM				
LARMER, STEVE	80	43	44	87	54	GARDNER, BILL	6	1	1	2	0				
SAVARO, DENIS	58	23	59	82	110	DOYON, MARIO	7	1	1	2	6				
GRAHAM, DIRK	80	33	45	78	89	CASSIDY, BRUCE	9	0	2	2	4				
WILSON, DOUG	66	15	47	62	69	TORKKI, JARI	4	1	0	1	0				
MANSON, DAVE	79	18	36	54	352	LUDZIK, STEVE	6	1	0	1	8				
MURRAY, TROY	79	21	30	51	115	WATSON, BILL	3	0	1	1	4				
THOMAS, STEVE	45	21	19	40	69	STAPLETON, MIKE	7	0	1	1	7				
PRESLEY, WAYNE	71	21	19	40	100	BELFOUR, ED	23	0	1	1	6				
*CREIGHTON, ADAM	43	15	14	29	92	*GILBERT, GREG	4	0	0	0	0				
#VAIVE, RICK	30	12	13	25	60	*CHEVRIER, ALAN	27	0	0	0	0				
#YANNIEY, TRENT	69	5	19	24	116	CLIFFORD, CHRIS	1	0	0	0	0				
HUDSON, MIKE	41	7	16	23	20	PAYNTER, KENT	1	0	0	0	2				
*BASSEN, BOB	49	4	12	16	62	RUCINSKI, MIKE	1	0	0	0	0				
ROENICK, JEREMY	20	9	9	18	4	RYCHEL, WARREN	2	0	0	0	17				
*KONROYD, STEVE	57	5	7	12	40	PLAYFAIR, JIM	7	0	0	0	28				
BROWN, KEITH	74	2	16	18	84	*VAN DORP, WAYNE	8	0	0	0	28				
SUTTER, DUANE	75	7	9	16	214	WATTE, JIMMY	11	0	0	0	0				
EAGLES, MIKE	47	5	11	16	44	#BERGEVIN, MARC	11	0	0	0	18				
NOONAN, BRIAN	45	4	12	16	28	*COCHRANE, GLEN	6	0	0	0	13				
VINCELETTE, DAN	66	11	4	15	119	*ACQUIRED IN SEASON # TRADED IN SEASON									
SANPASS, EVERETT	50	6	9	15	167	GOALIES		GP	W	L	T	MIN	GA	SO	AVG
MURRAY, BOB	15	2	4	6	25	CHEVRIER, ALAN	27	13	11	2	1,573	92	0	3.51	
#HYNLD, GARY	23	3	2	5	63	PANG, DARREN	35	10	11	6	1,644	120	0	4.38	
MCILL, BOB	68	0	4	4	155	BELFOUR, ED	23	4	12	3	1,148	74	0	3.87	
MACKEY, DAVE	23	1	2	3	78	WATTE, JIMMY	11	0	7	1	494	43	0	5.22	
PANG, DARREN	35	0	3	3	4	CLIFFORD, CHRIS	1	0	0	0	4	0	0	0	

HISTORY OF THE BLACKHAWKS

1989-90 CHICAGO BLACKHAWKS

41-33-6, 88 POINTS, 1ST NORRIS DIVISION

GM	DATE	OPPONENT	RESULT	SCORE	RECORD	GM	DATE	OPPONENT	RESULT	SCORE	RECORD
1	10/05	ST. LOUIS	L	3-8	0-1-0	41	03/03	EDMONTON	W	3-2	23-5-3
2	10/07	@ Washington	W	3-2	1-1-0	42	03/06	PHILADELPHIA	W	8-5	24-5-3
3	10/08	NY RANGERS	L	3-5	1-2-0	43	03/07	@ NY Rangers	T	2-2 OT	24-5-4
4	10/12	TORONTO	W	9-6	2-2-0	44	03/11	@ Philadelphia	W	5-4	25-5-4
5	10/14	@ St. Louis	L	1-2	2-3-0	45	03/14	CALGARY	L	5-6	25-6-4
6	10/15	DETROIT	W	3-0	3-3-0	46	03/15	@ Toronto	L	6-7	25-7-4
7	10/17	@ NY Rangers	T	3-3 OT	3-3-1	47	03/17	MINNESOTA	W	3-1	26-7-4
8	10/19	QUEBEC	L	3-5	3-4-1	48	03/19	VANCOUVER	W	5-2	27-7-4
9	10/20	@ Winnipeg	W	4-2	4-4-1	49	03/24	BUFFALO	L	2-3	27-8-4
10	10/22	LOS ANGELES	W	7-4	5-4-1	50	03/26	@ Buffalo	W	4-2	28-8-4
11	10/24	@ Detroit	W	5-3	6-4-1	51	03/27	@ Hartford	L	4-6	28-9-4
12	10/26	MONTREAL	W	5-3	7-4-1	52	02/01	@ Los Angeles	W	7-4	29-9-4
13	10/28	@ New Jersey	L	2-3	7-5-1	53	02/04	@ Winnipeg	L	3-7	29-20-4
14	10/29	WASHINGTON	W	1-0	8-5-1	54	02/08	@ Detroit	W	8-6	30-20-4
15	10/31	@ Quebec	W	5-3	9-5-1	55	02/10	@ Minnesota	L	4-6	30-21-4
16	11/02	MINNESOTA	W	4-3 OT	10-5-1	56	02/13	BUFFALO	W	4-1	31-21-4
17	11/04	@ Minnesota	L	0-3	10-6-1	57	02/15	CALGARY	L	1-4	31-22-4
18	11/05	WINNIPEG	W	4-3 OT	11-6-1	58	02/17	@ NY Islanders	W	3-1	32-22-4
19	11/09	PITTSBURGH	W	4-3	12-6-1	59	02/18	PITTSBURGH	W	6-4	33-22-5
20	11/11	@ NY Islanders	W	5-3	13-6-1	60	02/20	@ St. Louis	W	8-5	34-22-5
21	11/12	HARTFORD	W	4-2	14-6-1	61	02/22	BOSTON	L	3-6	34-23-5
22	11/16	@ Vancouver	L	3-4	14-7-1	62	02/24	@ New Jersey	L	2-3	34-24-5
23	11/18	@ Calgary	T	4-4 OT	14-7-2	63	02/25	PHILADELPHIA	W	4-1	35-24-5
24	11/19	@ Edmonton	L	4-5 OT	14-8-2	64	02/27	@ Washington	L	0-4	35-25-4
25	11/22	@ Los Angeles	L	3-6	14-9-2	65	03/01	ST. LOUIS	L	4-6	35-26-4
26	11/26	@ Minnesota	L	3-5	14-10-2	66	03/03	@ Boston	L	3-4	35-27-4
27	11/30	NY ISLANDERS	L	0-2	14-11-2	67	03/04	BOSTON	L	1-4	35-28-4
28	12/03	DETROIT	L	3-4	14-12-2	68	03/07	@ Minnesota	L	4-5	35-29-4
29	12/06	TORONTO	W	6-4	15-12-2	69	03/09	@ St. Louis	T	2-2 OT	35-29-5
30	12/09	@ Pittsburgh	W	6-4	16-12-2	70	03/11	ST. LOUIS	L	4-6	35-30-5
31	12/10	VANCOUVER	W	7-1	17-12-2	71	03/13	DETROIT	T	3-3 OT	35-30-6
32	12/15	@ Montreal	W	3-1	18-12-2	72	03/15	@ Quebec	W	6-3	36-30-6
33	12/15	@ Detroit	L	4-8	18-13-2	73	03/17	@ Montreal	L	2-3 OT	36-31-6
34	12/17	EDMONTON	W	6-5	19-13-2	74	03/19	@ Toronto	W	3-2	37-31-6
35	12/20	ST. LOUIS	W	9-6	20-13-2	75	03/22	NEW JERSEY	W	6-3	38-31-6
36	12/22	TORONTO	L	3-5	20-14-2	76	03/24	@ Detroit	L	3-5	38-32-6
37	12/23	@ Toronto	W	7-5	21-14-2	77	03/25	DETROIT	W	3-2	39-32-6
38	12/26	@ St. Louis	L	3-8	21-15-2	78	03/29	TORONTO	W	4-2	40-32-6
39	12/28	MINNESOTA	T	1-1 OT	21-15-3	79	03/31	@ Toronto	L	4-6	40-33-6
40	12/30	HARTFORD	W	7-3	22-15-3	80	04/01	MINNESOTA	W	4-1	41-33-6

PLAYER	GP	G	A	PTS	PIM	PLAYER	GP	G	A	PTS	PIM
LARMER, STEVE	80	31	59	90	40	NOONAN, BRIAN	8	0	2	2	6
SAVARO, DENIS	60	27	53	80	56	RUSSELL, CAM	19	0	1	1	27
WILSON, DOUG	70	23	50	73	40	*MILLEN, GREG	10	0	1	1	0
THOMAS, STEVE	76	40	30	70	91	CLOUTIER, JACQUES	43	0	0	0	8
CREIGHTON, ADAM	80	34	36	70	224	WAITE, JIMMY	4	0	0	0	0
ROENICK, JEREMY	78	26	40	66	54	#VINCLETTE, DAN	2	0	0	0	4
MURRAY, TROY	68	17	38	55	86	PELUSO, MIKE	2	0	0	0	15
GRAHAM, DIRK	75	22	32	54	102						
GILBERT, GREG	70	12	25	37	54						
MANSON, DAVE	59	5	23	28	301						
BROWN, KEITH	67	5	20	25	87						
MURRAY, BOB	49	5	19	24	45						
SECORD, AL	43	14	7	21	131						
*LEMIEUX, JOCELYN	39	10	11	21	47						
HUDSON, MIKE	49	9	12	21	56						
YAWNEY, TRENT	70	5	15	20	82						
SUTTER, DUANE	72	4	14	18	156						
KONROYD, STEVE	75	3	14	17	34						
PRESLEY, WAYNE	49	6	7	13	69						
MCGILL, BOB	69	2	10	12	204						
VAN DORP, WAYNE	61	7	4	11	303						
*GOLLET, MICHEL	8	4	1	5	9						
#SANPASS, EVERETT	12	2	2	4	17						
EAGLES, MIKE	23	1	2	3	34						
CASSIDY, BRUCE	2	1	1	2	0						
BASSEN, BOB	6	1	1	2	8						

GOALIES	GP	W	L	T	MINS	GA	SO	AVG
CLOUTIER, JACQUES	43	18	15	2	2,178	112	2	3.09
MILLEN, GREG	10	5	4	1	575	32	0	3.34
CHEVRIER, ALAIN	39	16	14	3	1,894	132	0	4.18
WAITE, JIMMY	4	2	0	0	183	14	0	4.59

HISTORY OF THE BLACKHAWKS

1990-91 CHICAGO BLACKHAWKS

49-23-8, 106 POINTS, 1ST NORRIS DIVISION

GM	DATE	OPPONENT	RESULT	SCORE	RECORD	GM	DATE	OPPONENT	RESULT	SCORE	RECORD	
1	10/04	NY RANGERS	W	4-3	1-0-0	41	12/28	@ Buffalo	L	0-5	25-13-3	
2	10/06	@ St. Louis	W	5-2	2-0-0	42	12/29	@ NY Islanders	W	3-1	26-13-3	
3	10/07	NY ISLANDERS	L	2-4	2-1-0	43	12/31	@ Detroit	W	4-0	27-13-3	
4	10/11	PITTSBURGH	W	4-1	3-1-0	44	01/03	NEW JERSEY	W	5-3	28-13-3	
5	10/13	@ Minnesota	W	4-1	4-1-0	45	01/06	LOS ANGELES	L	1-3	28-14-3	
6	10/14	CALGARY	L	1-3	4-2-0	46	01/10	TORONTO	W	7-2	29-14-3	
7	10/16	@ Detroit	L	2-3	4-3-0	47	01/11	@ Winnipeg	W	3-1	30-14-3	
8	10/18	TORONTO	W	3-0	5-3-0	48	01/15	MINNESOTA	W	5-3	31-14-3	
9	10/20	@ Toronto	L	2-6	5-4-0	49	01/16	@ New Jersey	T	2-2	OT	
10	10/21	MINNESOTA	W	7-1	6-4-0	50	01/17	@ NY Rangers	W	3-2	32-14-4	
11	10/25	WASHINGTON	W	3-2	OT	51	02/14	BUFFALO	L	4-5	32-15-4	
12	10/27	@ Boston	L	4-5	7-5-0	52	01/26	TORONTO	W	5-1	33-15-4	
13	10/28	MONTREAL	W	2-1	OT	53	02/28	@ Vancouver	W	1-0	34-15-4	
14	11/01	QUEBEC	W	6-2	9-5-0	54	02/01	@ Edmonton	L	3-4	OT	
15	11/03	@ Philadelphia	W	3-1	10-5-0	55	02/02	@ Calgary	L	1-3	34-17-4	
16	11/04	LOS ANGELES	L	0-2	10-6-0	56	02/06	@ Montreal	W	8-3	35-17-4	
17	11/06	@ Hartford	T	1-1	OT	57	02/09	@ Boston	L	3-5	35-18-4	
18	11/08	EDMONTON	W	5-3	11-6-1	58	02/10	@ Hartford	L	1-3	35-19-4	
19	11/10	@ Toronto	W	5-1	12-6-1	59	02/14	QUEBEC	W	2-1	OT	
20	11/11	WINNIPEG	T	3-3	OT	60	02/17	DETROIT	T	3-3	OT	
21	11/14	@ Detroit	W	3-2	13-6-2	61	02/18	@ Philadelphia	L	3-5	36-20-5	
22	11/16	@ Washington	W	4-3	14-6-2	62	02/21	BOSTON	W	4-1	37-20-5	
23	11/17	@ Quebec	W	7-2	15-6-2	63	02/23	@ Minnesota	T	3-3	OT	
24	11/20	@ Edmonton	W	3-1	16-6-2	64	02/24	ST. LOUIS	W	6-2	38-20-6	
25	11/21	@ Vancouver	L	1-4	16-7-2	65	02/26	@ St. Louis	L	1-3	38-21-6	
26	11/24	@ Calgary	W	5-3	17-7-2	66	02/28	HARTFORD	W	6-3	39-21-6	
27	11/29	DETROIT	L	1-5	17-8-2	67	03/03	VANCOUVER	W	8-0	40-21-6	
28	12/01	@ Detroit	L	3-4	17-9-2	68	03/06	MONTREAL	L	3-5	40-22-6	
29	12/02	ST. LOUIS	W	3-2	18-9-2	69	03/08	@ Buffalo	W	5-3	41-22-6	
30	12/06	NY ISLANDERS	W	5-2	19-9-2	70	03/10	NY RANGERS	W	5-2	42-22-6	
31	12/08	@ Toronto	W	2-1	20-9-2	71	03/14	@ Los Angeles	W	6-3	43-22-6	
32	12/09	PHILADELPHIA	L	4-5	20-10-2	72	03/16	@ St. Louis	W	3-2	44-22-6	
33	12/11	@ Pittsburgh	W	4-1	21-10-2	73	03/17	ST. LOUIS	W	6-4	45-22-6	
34	12/13	WINNIPEG	W	5-4	22-10-2	74	03/21	NEW JERSEY	T	2-2	OT	
35	12/15	@ Minnesota	L	1-5	22-11-2	75	03/23	@ Pittsburgh	W	7-5	46-22-7	
36	12/16	MINNESOTA	W	5-2	23-11-2	76	03/24	MINNESOTA	W	5-4	47-22-7	
37	12/19	WASHINGTON	W	3-2	24-11-2	77	03/26	@ Toronto	T	2-2	OT	
38	12/22	@ St. Louis	L	0-5	24-12-2	78	03/28	TORONTO	W	5-3	48-22-8	
39	12/23	DETROIT	W	3-2	25-12-2	79	03/30	@ Minnesota	L	1-2	48-23-8	
40	12/26	ST. LOUIS	T	6-6	OT	25-12-3	80	03/31	DETROIT	W	5-1	49-23-8

TRADITION
RECORDS
PLAYOFFS
HISTORY
PLAYERS

PLAYER	GP	G	A	PTS	PIM	PLAYER	GP	G	A	PTS	PIM
LARMER, STEVE	80	44	57	101	79	*MCKEENEY, TONY	9	0	1	1	4
ROENICK, JEREMY	79	41	53	94	80	RUSSELL, CAM	3	0	0	0	5
GOULET, MICHEL	74	27	38	65	65	MILLEN, GREG	3	0	0	0	0
CHELIOS, CHRIS	77	12	52	64	192	WAITE, JIMMY	1	0	0	0	0
THOMAS, STEVE	69	19	35	54	129	HASEK, DOMINIK	5	0	0	0	0
CREIGHTON, ADAM	72	22	29	51	135	#CLOUTIER, JACQUES	10	0	0	0	2
GRAHAM, DIRK	80	24	21	45	88						
WILSON, DOUG	51	11	29	40	32						
MURRAY, TROY	75	14	23	37	74						
PRESELY, WAYNE	71	15	19	34	122						
MANSON, DAVE	75	14	15	29	191						
GILBERT, GREG	72	10	15	25	58						
HUDSON, MIKE	55	7	9	16	62						
YAWNEY, TRENT	61	3	13	16	77						
KUCERA, FRANTISEK	40	2	12	14	32						
LEMIEUX, JOCELYN	67	6	7	13	119						
KONROYD, STEVE	70	0	12	12	40						
BROWN, KEITH	45	1	10	11	55						
MCGILL, BOB	77	4	5	9	151						
PELUSO, MIKE	53	6	1	7	320						
#MCNEILL, MIKE	23	2	2	4	6						
*GILLIS, PAUL	13	0	5	5	53						
NOONAN, BRIAN	7	0	4	4	2						
BELFOUR, ED	74	0	3	3	34						
GRIMSON, STU	35	0	1	1	183						
STAPLETON, MIKE	7	0	1	1	2						

GOALIES	GP	W	L	T	MINS	GA	SO	AVG
BELFOUR, ED	74	43	19	7	4127	170	4	2.47
CLOUTIER, JACQUES	10	2	3	0	403	24	0	3.57
WAITE, JIMMY	1	1	0	0	60	2	0	2
HASEK, DOMINIK	5	3	0	1	195	8	0	2.46
MILLEN, GREG	3	0	1	0	58	4	0	4.14

HISTORY OF THE BLACKHAWKS

1991-92 CHICAGO BLACKHAWKS

36-29-15, 87 POINTS, 2ND NORRIS DIVISION

GM	DATE	OPPONENT	RESULT	SCORE	RECORD	GM	DATE	OPPONENT	RESULT	SCORE	RECORD
1	10/03	DETROIT	T	3-3 OT	0-0-1	41	01/02	NY RANGERS	L	3-4	15-17-9
2	10/05	@ Minnesota	L	2-4	0-1-1	42	01/04	@ Toronto	W	4-2	16-17-9
3	10/06	NEW JERSEY	L	2-4	0-2-1	43	01/05	MINNESOTA	W	5-2	17-17-9
4	10/10	VANCOUVER	W	7-6	1-2-1	44	01/09	TORONTO	W	2-0	18-17-9
5	10/12	@ Washington	W	7-2	2-2-1	45	01/10	@ Winnipeg	L	2-6	18-18-9
6	10/13	SAN JOSE	W	7-3	3-2-1	46	01/12	WASHINGTON	W	4-2	19-18-9
7	10/17	EDMONTON	W	4-2	4-2-1	47	01/14	@ Philadelphia	T	1-1 OT	19-18-10
8	10/19	@ St. Louis	T	4-4 OT	4-2-2	48	01/16	TORONTO	W	4-0	20-18-10
9	10/20	ST. LOUIS	L	1-4	4-3-2	49	01/23	QUEBEC	W	4-2	21-18-10
10	10/22	@ Pittsburgh	T	4-4 OT	4-3-3	50	01/25	@ Minnesota	W	2-0	22-18-10
11	10/24	CALGARY	L	2-5	4-4-3	51	01/27	@ Calgary	W	4-3 OT	23-18-10
12	10/26	@ Hartford	W	4-2	5-4-3	52	01/29	@ Edmonton	W	4-3	24-18-10
13	10/27	BOSTON	L	3-6	5-5-3	53	01/30	@ Vancouver	L	1-4	24-19-10
14	10/31	NY ISLANDERS	W	4-3	6-5-3	54	02/01	@ Los Angeles	L	0-2	24-20-10
15	11/02	@ Minnesota	L	3-4	6-6-3	55	02/05	@ San Jose	L	2-5	24-21-10
16	11/03	MINNESOTA	T	4-4 OT	6-6-4	56	02/08	@ St. Louis	W	3-1	25-21-10
17	11/07	QUEBEC	W	4-2	7-6-4	57	02/13	LOS ANGELES	T	2-2 OT	25-21-11
18	11/09	@ Montreal	L	2-4	7-7-4	58	02/16	CALGARY	T	5-5 OT	25-21-12
19	11/10	HARTFORD	W	3-0	8-7-4	59	02/20	NEW JERSEY	T	4-4 OT	25-21-13
20	11/14	TORONTO	W	3-0	9-7-4	60	02/22	@ Detroit	L	1-2	25-22-13
21	11/16	@ Toronto	T	2-2 OT	9-7-5	61	02/23	ST. LOUIS	W	4-2	26-22-13
22	11/17	ST. LOUIS	W	5-1	10-7-5	62	02/25	@ NY Rangers	L	1-4	26-23-13
23	11/19	@ Detroit	L	1-4	10-8-5	63	02/27	DETROIT	W	4-2	27-23-13
24	11/22	@ Buffalo	L	0-2	10-9-5	64	02/29	@ Toronto	L	5-6 OT	27-24-13
25	11/27	@ Edmonton	L	2-6	10-10-5	65	03/01	@ Buffalo	W	3-1	28-24-13
26	11/29	@ Vancouver	L	2-5	10-11-5	66	03/05	NY ISLANDERS	T	4-4 OT	28-24-14
27	12/01	@ Winnipeg	L	2-3 OT	10-12-5	67	03/07	@ Boston	W	2-1	29-24-14
28	12/03	LOS ANGELES	W	6-2	11-12-5	68	03/08	BOSTON	W	4-0	30-24-14
29	12/07	@ NY Islanders	W	5-2	12-12-5	69	03/10	SAN JOSE	W	5-1	31-24-14
30	12/08	MINNESOTA	W	7-2	13-12-5	70	03/11	@ NY Rangers	L	1-1	31-25-14
31	12/10	@ Detroit	L	3-5	13-13-5	71	03/15	PITTSBURGH	L	3-4	31-26-14
32	12/14	@ Philadelphia	T	1-1 OT	13-13-6	72	03/19	MINNESOTA	W	4-1	32-26-14
33	12/15	PHILADELPHIA	T	4-4 OT	13-13-7	73	03/21	@ Toronto	W	3-1	33-26-14
34	12/19	MONTREAL	W	6-4	14-13-7	74	03/22	BUFFALO	L	2-6	33-27-14
35	12/21	@ New Jersey	T	1-1 OT	14-13-8	75	03/26	@ Quebec	W	5-4 OT	34-27-14
36	12/22	ST. LOUIS	W	5-2	15-13-8	76	03/28	@ Hartford	W	3-1	35-27-14
37	12/26	@ St. Louis	L	1-3	15-14-8	77	03/29	TORONTO	W	5-1	36-27-14
38	12/27	WINNIPEG	T	3-3 OT	15-14-9	78	03/31	@ Detroit	T	3-3 OT	36-27-15
39	12/29	DETROIT	L	4-6	15-15-9	79	04/12	DETROIT	L	1-2	36-28-15
40	12/31	@ Minnesota	L	2-6	15-16-9	80	04/14	@ St. Louis	L	3-5	36-29-15

PLAYER	GP	G	A	PTS	PIM	PLAYER	GP	G	A	PTS	PIM
ROENICK, JEREMY	80	53	50	103	98	DYKHUIS, KARL	6	1	3	4	4
LARMER, STEVE	80	29	45	74	65	*BUSKAS, ROD	42	0	4	4	80
GOULET, MICHEL	75	22	41	63	69	*HRKAC, TONY	18	1	2	3	6
CHELIOS, CHRIS	80	9	47	56	245	MCAMMOND, DEAN	5	0	2	2	0
*SUTTER, BRENT	61	18	32	50	30	BELFOUR, ED	52	0	2	2	40
GRAHAM, DIRK	80	17	30	47	89	#MCGILL, RYAN	9	0	2	2	20
NOONAN, BRIAN	65	19	12	31	81	WAITE, JIMMY	17	0	1	1	0
SMITH, STEVE	76	9	21	30	304	*LAUER, BRAD	6	0	0	0	4
HUDSON, MIKE	76	14	15	29	92	BYRAM, SHAWN	1	0	0	0	0
BROWN, KEITH	57	6	10	16	69	*JACKSON, JEFF	1	0	0	0	2
LEMEUX, JOCELYN	78	6	10	16	80	#LANZ, RICK	1	0	0	0	2
*BROWN, ROB	25	5	11	16	32	WILLIAMS, SEAN	2	0	0	0	4
#KONROYD, STEVE	49	2	14	16	65	CONN, ROB	2	0	0	0	2
MARCHMENT, BRYAN	58	5	10	15	168	BENNETT, ADAM	5	0	0	0	12
*MATTEAU, STEPHANE	20	5	8	13	45	RUSSELL, CAM	19	0	0	0	34
KUCERA, FRANTISEK	61	3	10	13	36	HASEK, DOMINIK	20	0	0	0	8
GILBERT, GREG	50	7	5	12	35	LEBLANC, RAY	1	0	0	0	0
#CREIGHTON, ADAM	11	6	6	12	16	*GILLIS, PAUL	2	0	0	0	6
PELUSO, MIKE	63	6	3	9	408						
KRAVCHUK, IGOR	18	1	8	9	4						
STAPLETON, MIKE	19	4	4	8	8						
VINCELETTE, DAN	29	3	5	8	56						
#THOMAS, STEVE	11	2	6	8	26						
#TONELLI, JOHN	33	1	7	8	37						
*HORACEK, TONY	12	1	4	5	21						
GRIMSON, STU	54	2	2	4	234						

* ACQUIRED IN SEASON # TRADED IN SEASON

GOALIES	GP	W	L	T	MINS	GA	SO	AVG
BELFOUR, ED	52	21	18	10	2,928	132	5	2.7
HASEK, DOMINIK	20	10	4	1	1,014	44	1	2.6
WAITE, JIMMY	17	4	7	4	877	54	0	3.69
LEBLANC, RAY	1	1	0	0	60	1	0	1

HISTORY OF THE BLACKHAWKS

1992-93 CHICAGO BLACKHAWKS

47-25-12, 106 POINTS, 1ST NORRIS DIVISION

GM	DATE	OPPONENT	RESULT	SCORE	RECORD	GM	DATE	OPPONENT	RESULT	SCORE	RECORD
1	10/07	@ Tampa Bay	L	3-7	0-1-0	49	01/07	TORONTO	W	5-3	27-16-6
2	10/10	@ St. Louis	W	3-0	1-1-0	50	01/09	@ Winnipeg	L	2-5	27-17-6
3	10/11	TAMPA BAY	T	4-4 OT	1-1-1	51	01/21	WASHINGTON	W	6-2	28-17-6
4	10/15	EDMONTON	L	3-4 OT	1-2-1	52	02/23	@ Hartford	W	6-2	29-17-6
5	10/17	@ Toronto	L	3-4	1-3-1	53	02/24	VANCOUVER	W	6-2	30-17-6
6	10/18	VANCOUVER	W	3-1	2-3-1	54	01/27	@ Vancouver	T	4-4 OT	30-17-7
7	10/21	@ Buffalo	L	1-4	2-4-1	55	01/29	@ San Jose	W	4-2	31-17-7
8	10/22	NEW JERSEY	L	5-6 OT	2-5-1	56	01/30	@ Los Angeles	T	2-2 OT	31-17-8
9	10/25	DETROIT	W	8-2	3-5-1	57	02/03	@ Detroit	L	0-5	31-18-8
10	10/29	PHILADELPHIA	T	5-5 OT	3-5-2	58	02/11	BOSTON	W	6-3	32-18-8
11	10/31	@ Boston	W	3-2	4-5-2	59	02/13	@ Pittsburgh	L	1-4	32-19-8
12	11/01	SAN JOSE	T	4-4 OT	4-5-3	60	02/14	DETROIT	L	3-5	32-20-8
13	11/03	@ Washington (A)	L	1-4	4-6-3	61	02/18	LOS ANGELES	W	7-2	33-20-8
14	11/05	TORONTO	W	1-0	5-6-3	62	02/21	CALGARY	W	4-3	34-20-8
15	11/07	@ Quebec	W	7-4	6-6-3	63	02/25	@ Tampa Bay	W	5-1	35-20-8
16	11/08	PITTSBURGH	W	7-2	7-6-3	64	02/27	@ Detroit	W	2-1	36-20-8
17	11/12	ST. LOUIS	W	1-0	8-6-3	65	02/28	ST. LOUIS	L	1-7	36-21-8
18	11/14	@ Minnesota	L	0-3	8-7-3	66	03/04	QUEBEC	T	3-3 OT	36-21-9
19	11/15	MINNESOTA	W	2-1	9-7-3	67	03/05	@ New Jersey	T	1-1 OT	36-21-10
20	11/17	@ Detroit	L	4-5	9-8-3	68	03/07	OTTAWA	W	4-2	37-21-10
21	11/19	@ Los Angeles	L	1-4	9-9-3	69	03/11	NY RANGERS	L	1-4	37-22-10
22	11/21	@ San Jose	W	2-1	10-9-3	70	03/14	@ Edmonton	W	5-4 OT	37-22-11
23	11/23	@ Vancouver	L	2-5	10-10-3	71	03/16	@ Calgary	W	1-0	39-22-11
24	11/27	@ Edmonton	W	8-1	11-10-3	72	03/20	@ Montreal	L	2-6	39-23-11
25	11/28	@ Calgary	W	5-2	12-10-3	73	03/21	TAMPA BAY	W	3-2	40-23-11
26	12/01	LOS ANGELES (B)	L	3-6	12-11-3	74	03/25	BUFFALO	L	4-6	40-24-11
27	12/03	TORONTO	W	4-3	13-11-3	75	03/26	@ NY Rangers	W	3-1	41-24-11
28	12/05	@ Toronto	T	2-2 OT	13-11-4	76	03/28	HARTFORD	W	3-0	42-24-11
29	12/06	MONTREAL	W	2-0	14-11-4	77	04/01	DETROIT	L	1-3	42-25-11
30	12/08	@ Detroit	W	3-2	15-11-4	78	04/03	@ St. Louis	T	3-3 OT	42-25-12
31	12/10	NY ISLANDERS	W	5-3	16-11-4	79	04/04	ST. LOUIS	W	5-4	43-25-12
32	12/12	@ Minnesota	W	3-0	17-11-4	80	04/08	@ NY Islanders	W	3-2	44-25-12
33	12/17	WINNIPEG	W	5-1	18-11-4	81	04/10	@ Tampa Bay	W	4-2	45-25-12
34	12/19	@ Philadelphia	L	1-3	18-12-4	82	04/11	TAMPA BAY	T	3-3 OT	45-25-12
35	12/20	MINNESOTA	W	4-0	19-12-4	83	04/13	@ Minnesota	W	3-2	46-25-12
36	12/23	@ Ottawa	W	4-2	20-12-4	84	04/15	TORONTO	W	3-2	47-25-12
37	12/26	ST. LOUIS	L	2-3 OT	20-13-4						
38	12/27	DETROIT	L	0-4	20-14-4						
39	12/29	@ Detroit	W	6-3	21-14-4						
40	12/31	TAMPA BAY	W	5-0	22-14-4						
41	01/02	@ Washington	T	2-2 OT	22-14-5						
42	01/03	WINNIPEG	W	4-1	23-14-5						
43	01/07	EDMONTON	T	3-3 OT	23-14-6						
44	01/09	@ St. Louis	L	1-4	23-15-6						
45	01/10	LOS ANGELES	L	4-5	23-16-6						
46	01/12	@ Minnesota	W	3-1	24-16-6						
47	01/14	MINNESOTA	W	3-1	25-16-6						
48	01/16	@ Toronto	W	5-3	26-16-6						

TRADITION
RECORDS
PLAYOFFS
HISTORY
PLAYERS

PLAYER	GP	G	A	PTS	PIM	PLAYER	GP	G	A	PTS	PIM
ROENICK, JEREMY	84	50	57	107	86	RUSSELL, CAM	67	2	4	6	151
CHELIOS, CHRIS	84	15	58	73	282	DYKHUIS, KARL	12	0	5	5	0
LARMER, STEVE	84	35	35	70	48	*MURRAY, TROY	22	1	3	4	25
SMITH, STEVE	78	10	47	57	214	BELOUF, ED	71	0	3	3	28
SUTTER, BRENT	65	20	34	54	67	GRIMSON, STU	78	1	1	2	193
RUTTU, CHRISTIAN	84	17	37	54	134	BENNETT, ADAM	16	0	2	2	8
GOULET, MICHEL	63	23	21	44	43	LAUER, BRAD	7	0	1	1	2
GRAHAM, DIRK	84	20	17	34	139	TICHY, MILAN	13	0	1	1	30
MATTEAU, STEPHANE	79	15	18	33	98	*MUNI, CRAIG	9	0	0	0	8
GILBERT, GREG	77	13	19	32	57	WAITE, JIMMY	20	0	0	0	0
LEMIEUX, JOCELYN	81	10	21	31	111	KRIVOKRASOV, SERGEI	4	0	0	0	2
NOONAN, BRIAN	63	16	14	30	82	ANDRIEVSKI, ALEXANDR	1	0	0	0	0
MARCHMENT, BRYAN	78	5	15	20	313	#BANKROFT, STEVE	1	0	0	0	0
KUCERA, FRANTISEK	71	5	14	19	59	TEPPER, STEPHEN	1	0	0	0	0
CHRISTIAN, DAVE	60	4	14	18	12	BUSKAS, ROD	4	0	0	0	26
*MURPHY, JOE	19	7	10	17	18						
#KRAVCHUK, IGOR	38	6	9	15	30						
BROWN, KEITH	33	2	6	8	39						
BROWN, ROB	15	1	6	7	33						
#HUDSON, MIKE	36	1	6	7	44						

GOALIES	GP	W	L	T	MINS	GA	SO	AVG
BELOUF, ED	71	41	18	11	4106	177	7	2.59
WAITE, JIMMY	20	6	7	1	996	49	2	2.9

* ACQUIRED IN SEASON # TRADED IN SEASON

HISTORY OF THE BLACKHAWKS

1993-94 CHICAGO BLACKHAWKS

89-36-9, 87 POINTS, 5TH CENTRAL DIVISION

GM	DATE	OPPONENT	RESULT	SCORE	RECORD	GM	DATE	OPPONENT	RESULT	SCORE	RECORD
1	10/06	FLORIDA	T	4-4 OT	0-0-1	43	03/03	TAMPA BAY	W	1-0	21-8-4
2	10/09	@ Toronto	L	1-2	0-1-1	44	03/05	@ NY Islanders	T	5-5 OT	21-8-5
3	10/10	WINNIPEG	W	4-3 OT	1-1-1	45	03/06	NY RANGERS	L	1-5	21-9-5
4	10/12	@ Dallas	T	3-3 OT	1-1-2	46	03/05	@ Detroit	W	5-0	22-9-5
5	10/14	HARTFORD	L	2-6	1-2-2	47	03/07	DETROIT	L	3-4 OT	22-10-5
6	10/16	@ Winnipeg	L	0-1 OT	1-3-2	48	03/09	OTTAWA	T	3-3 OT	22-10-6
7	10/18	DALLAS	L	3-5	1-4-2	49	03/01	@ Ottawa	W	1-0	23-10-6
8	10/21	QUEBEC	W	3-2	2-4-2	50	02/02	@ Vancouver	L	4-6	23-11-6
9	10/23	DETROIT	W	4-2	3-4-2	51	02/04	@ Edmonton	W	3-1	24-11-6
10	10/26	ST. LOUIS	W	9-2	4-4-2	52	02/06	@ Anaheim	W	3-2	25-11-6
11	10/28	TORONTO	L	2-4	4-5-2	53	02/08	@ San Jose (A)	L	3-4	25-12-6
12	10/30	@ Pittsburgh	L	3-4	4-6-2	54	02/09	@ Los Angeles	L	2-4	25-13-6
13	10/31	PHILADELPHIA	L	6-9	4-7-2	55	02/11	@ San Jose	L	3-4	25-14-6
14	11/04	NY ISLANDERS	W	4-2	5-7-2	56	02/13	@ San Jose	L	0-1	25-15-6
15	11/07	EDMONTON	W	3-0	6-7-2	57	02/14	@ San Jose	W	4-2	26-15-6
16	11/11	PITTSBURGH	W	4-1	7-7-2	58	02/17	VANCOUVER	L	2-4	26-16-6
17	11/13	@ Toronto	W	3-2	8-7-2	59	02/18	@ Winnipeg	W	7-2	27-16-6
18	11/14	DALLAS	W	4-1	9-7-2	60	02/20	NEW JERSEY	T	1-1 OT	27-16-7
19	11/18	@ Florida	W	3-2	10-7-2	61	02/24	WINNIPEG	W	6-3	28-16-7
20	11/20	@ Tampa Bay	L	3-4	10-8-2	62	02/25	@ Buffalo	W	3-1	29-16-7
21	11/24	@ Edmonton	W	3-1	11-8-2	63	02/27	BOSTON	L	0-4	29-17-7
22	11/26	@ Calgary	W	6-3	12-8-2	64	03/03	CALGARY	W	4-2	30-17-7
23	11/29	@ Vancouver	L	1-2 OT	12-9-2	65	03/06	LOS ANGELES	T	3-3 OT	30-17-8
24	12/04	@ New Jersey	T	2-2 OT	12-9-3	66	03/08	ANAHEIM (B)	W	3-0	31-17-8
25	12/07	@ St. Louis	L	2-3	12-10-3	67	03/09	@ Los Angeles	W	4-0	32-17-8
26	12/11	@ Boston	W	5-4	13-10-3	68	03/11	@ Anaheim	W	3-2	33-17-8
27	12/12	SAN JOSE	W	2-1	14-10-3	69	03/13	VANCOUVER	W	5-2	34-17-8
28	12/15	@ Dallas	W	3-2	15-10-3	70	03/15	@ Quebec	L	1-5	34-18-8
29	12/18	@ Philadelphia	T	2-2 OT	15-10-4	71	03/16	@ Montreal	L	3-5	34-19-8
30	12/19	ANAHEIM	W	2-0	16-10-4	72	03/18	@ NY Rangers	W	7-3	35-19-8
31	12/21	@ Detroit	L	1-5	16-11-4	73	03/20	ST. LOUIS	L	3-4 OT	35-20-8
32	12/23	SAN JOSE	W	5-3	17-11-4	74	03/22	@ Detroit	L	1-3	35-21-8
33	12/26	@ St. Louis	L	2-3	17-12-4	75	03/24	MONTREAL	T	5-5 OT	35-21-9
34	12/27	TORONTO	W	5-2	18-12-4	76	03/27	DETROIT	L	1-3	35-22-9
35	12/29	@ Winnipeg	L	2-3	18-13-4	77	03/30	@ Hartford	L	2-3 OT	35-23-9
36	12/31	DALLAS	L	2-5	18-14-4	78	03/31	WASHINGTON	L	3-6	35-24-9
37	01/02	WINNIPEG	W	5-1	19-14-4	79	04/03	CALGARY	W	2-1	36-24-9
38	01/04	@ Dallas	W	2-1 OT	20-14-4	80	04/05	@ St. Louis	L	1-5	36-25-9
39	01/06	ANAHEIM	L	2-6	20-15-4	81	04/08	ST. LOUIS	W	6-1	37-25-9
40	01/08	@ Washington	L	1-4	20-16-4	82	04/10	LOS ANGELES	W	2-1	38-25-9
41	01/09	EDMONTON	L	2-4	20-17-4	83	04/12	@ Toronto	W	4-3	39-25-9
42	01/11	BUFFALO	L	2-5	20-18-4	84	04/14	TORONTO	L	4-6	39-26-9

PLAYER	GP	G	A	PTS	PIM
ROENICK, JEREMY	84	46	61	107	125
MURPHY, JOE	81	31	39	70	111
CHELIOS, CHRIS	76	16	44	60	212
SUTTER, BRENT	73	9	29	38	43
#NOONAN, BRIAN	64	14	21	35	57
GRAHAM, DIRK	67	15	18	33	45
#MATEAU, STEPHANE	65	15	16	31	55
GOULET, MICHEL	56	16	14	30	26
RUUTTU, CHRISTIAN	54	9	20	29	68
SMITH, STEVE	57	5	22	27	174
SUTTER, RICH	83	12	14	26	108
*WEINRICH, ERIC	54	3	23	26	31
*POULIN, PATRICK	58	12	13	25	40
#LEMIEUX, JOCELYN	66	12	8	20	63
#KUCERA, FRANTISEK	60	4	13	17	34
SHANTZ, JEFF	52	3	13	16	30
WILKINSON, NEIL	72	3	9	12	116
#TODD, KEVIN	35	5	6	11	16
*YSERBAERT, PAUL	11	5	3	8	8
*CARNY, KEITH	30	3	5	8	35
DUBINSKY, STEVE	27	2	6	8	16
RUSSEL, CAM	67	1	7	8	200
*CUNNEYWORTH, RANDY	16	4	3	7	13

PLAYER	GP	G	A	PTS	PIM
KIMBLE, DARIN	65	4	2	6	133
*SUTER, GARY	16	2	3	5	18
#MARCHMENT, BRYAN	13	1	4	5	42
*AMONTE, TONY	7	1	3	4	6
#MLJUN, CRAIG	9	0	4	4	4
BELFOUR, ED	70	0	4	4	61
CHRISTIAN, DAVE	9	0	3	3	0
KRIVONRASOV, SERGEI	9	1	0	1	4
DROPPA, IVAN	12	0	1	1	12
HACKETT, JEFF	22	0	1	1	2
#MURRAY, TROY	12	0	1	1	6
SOUICY, CHRISTIAN	1	0	0	0	0
HORACEK, TONY	7	0	0	0	53
*DIRK, ROBERT	6	0	0	0	26
*SMYTH, GREG	38	0	0	0	108

* ACQUIRED IN SEASON # TRADED IN SEASON

GOALIES	GP	W	L	T	MINS	GA	SO	AVG
SOUICY, CHRISTIAN	1	0	0	0	3	0	0	0
BELFOUR, ED	70	37	24	6	3,998	178	7	2.67
HACKETT, JEFF	22	2	12	3	1,084	62	0	3.43

TRADITION
RECORDS
PLAYOFFS
HISTORY
PLAYERS

HISTORY OF THE BLACKHAWKS

1994-95 CHICAGO BLACKHAWKS

24-19-5, 53 POINTS, 3RD CENTRAL DIVISION

GM	DATE	OPPONENT	RESULT	SCORE	RECORD	GM	DATE	OPPONENT	RESULT	SCORE	RECORD
1	01/20	@ Detroit	L	1-4	0-1-0	42	04/21	WINNIPEG	L	1-2	19-19-5
2	01/23	@ Winnipeg	L	3-5	0-2-0	43	04/25	@ St. Louis	T	2-2 OT	19-19-5
3	01/25	EDMONTON	W	5-1	1-2-0	44	04/25	VANCOUVER	W	4-3 OT	20-19-5
4	01/27	TORONTO	W	4-1	2-2-0	45	04/27	DALLAS	W	5-1	21-19-5
5	01/29	@ Los Angeles	W	6-3	3-2-0	46	04/30	@ Detroit	W	4-0	22-19-5
6	01/30	@ San Jose	L	1-2	3-3-0	47	05/01	WINNIPEG	W	3-2	23-19-5
7	02/01	@ Edmonton	W	7-0	4-3-0	48	05/05	LOS ANGELES	W	5-1	24-19-5
8	02/03	@ Calgary	W	4-3 OT	5-3-0						
9	02/05	@ Vancouver	W	9-4	6-3-0						
10	02/07	@ Anaheim	W	3-0	7-3-0						
11	02/09	@ St. Louis	W	5-0	8-3-0						
12	02/13	@ Toronto	L	2-4	8-4-0						
13	02/16	CALGARY	T	2-2 OT	8-4-1						
14	02/19	EDMONTON	W	4-1	9-4-1						
15	02/20	SAN JOSE	W	3-2	10-4-1						
16	02/23	DETROIT	L	2-4	10-5-1						
17	02/26	@ Dallas	W	2-1	11-5-1						
18	02/28	@ Los Angeles	W	8-4	12-5-1						
19	03/01	@ Anaheim	L	1-3	12-6-1						
20	03/03	@ Edmonton	W	5-2	13-6-1						
21	03/05	ANAHEIM	W	3-0	14-6-1						
22	03/07	CALGARY	L	3-6	14-7-1						
23	03/09	LOS ANGELES	L	3-4	14-8-1						
24	03/11	@ Toronto	T	2-2 OT	14-8-2						
25	03/13	@ Dallas	L	2-4	14-9-2						
26	03/16	VANCOUVER	W	9-2	15-9-2						
27	03/19	@ Winnipeg	W	3-2	16-9-2						
28	03/21	@ San Jose	W	7-3	17-9-2						
29	03/23	@ Vancouver	W	3-1	18-9-2						
30	03/26	ANAHEIM	W	5-2	19-9-2						
31	03/29	ST. LOUIS	L	1-3	19-10-2						
32	03/31	TORONTO	T	3-3 OT	19-10-3						
33	04/02	DALLAS	L	1-2	19-11-3						
34	04/04	@ Calgary	L	2-3	19-12-3						
35	04/05	@ Winnipeg	L	1-4	19-13-3						
36	04/09	DETROIT	L	1-4	19-14-3						
37	04/12	SAN JOSE	L	2-3	19-15-3						
38	04/14	DETROIT	L	1-3	19-16-3						
39	04/16	@ Dallas	L	0-2	19-17-3						
40	04/17	TORONTO	L	1-3	19-18-3						
41	04/19	ST. LOUIS	T	2-2 OT	19-18-4						

NOTE: 1994-95 season shortened to 48 games due to 104-day lockout (Oct. 1, 1994-Jan. 11, 1995).

- TRADITION
- RECORDS
- PLAYOFFS
- HISTORY
- PLAYERS

PLAYER	GP	G	A	PTS	PIM	BELFOUR, ED	42	0	3	3	11			
NICHOLLS, BERNIE	48	22	29	51	32	DAZE, ERIC	4	1	1	2	2			
MURPHY, JOE	40	23	18	41	89	JOHANSON, ROGER	11	1	0	1	6			
CHELUS, CHRIS	48	5	33	38	72	CARNEY, KEITH	18	1	0	1	11			
SUTER, GARY	48	10	27	37	42	HORACEK, TONY	19	0	1	1	25			
AMONTE, TONY	48	15	20	35	41	*WAITE, JIMMY	2	0	0	0	0			
ROENICK, JEREMY	33	10	24	34	14	GAUTHIER, DANIEL	5	0	0	0	0			
POULIN, PATRICK	45	15	15	30	53	HACKETT, JEFF	7	0	0	0	0			
KRIVOKRASOV, SERGEI	41	12	7	19	33	KIMBLE, DARIN	14	0	0	0	30			
SHANTZ, JEFF	45	6	12	18	33	#SUTTER, RICH	15	0	0	0	28			
SUTTER, BRENT	47	7	8	15	51	DUBINSKY, STEVE	16	0	0	0	8			
GRAHAM, DIRK	40	4	9	13	42									
WEINRICH, ERIC	48	3	10	13	33									
SMITH, STEVE	48	1	12	13	128									
#YSEBAERT, PAUL	15	4	5	9	6									
*SAVARO, DENIS	12	4	4	8	8									
*CRAVEN, MURRAY	16	4	3	7	2									
#RUUTU, CHRISTIAN	20	2	5	7	6									
GRIEVE, BRENT	24	1	5	6	23									
*CUMMINS, JIM	27	3	1	4	117									
*DIDUCK, GERALD	13	1	0	1	48									
RUSSELL, CAM	35	1	3	4	88									
SMYTH, GREG	22	0	3	3	33									
PLAYER	GP	G	A	PTS	PIM	GOALIES	GP	W	L	T	MINS	GA	SO	AVG
						BELFOUR, ED	42	22	15	3	2,450	93	5	2.28
						HACKETT, JEFF	7	1	3	2	328	13	0	2.38
						WAITE, JIMMY	2	1	1	0	119	5	0	2.52

* ACQUIRED IN SEASON # TRADED IN SEASON

HISTORY OF THE BLACKHAWKS

1995-96 CHICAGO BLACKHAWKS

40-28-14, 84 POINTS, 2ND CENTRAL DIVISION

GM	DATE	OPPONENT	RESULT	SCORE	RECORD	GM	DATE	OPPONENT	RESULT	SCORE	RECORD
1	10/07	@ San Jose	W	4-3	1-0-0	42	01/06	@ Detroit	L	0-3	20-14-8
2	10/10	@ Los Angeles	L	5-6 OT	1-1-0	43	01/07	DALLAS	W	5-2	21-14-8
3	10/12	PITTSBURGH	W	5-1	2-1-0	44	01/09	@ NY Islanders	T	3-3 OT	21-14-9
4	10/14	@ Hartford	L	2-3	2-2-0	45	01/12	ANAHEIM	W	3-0	22-14-9
5	10/15	CALGARY	T	1-1 OT	2-2-1	46	01/14	LOS ANGELES	W	5-2	23-14-9
6	10/17	@ Florida	W	6-3	3-2-1	47	01/17	WASHINGTON	L	2-3	23-15-9
7	10/19	TAMPA BAY	L	1-4	3-3-1	48	01/22	@ Ottawa	W	7-3	24-15-9
8	10/21	@ St. Louis	W	4-1	4-3-1	49	01/24	@ Toronto	T	2-2 OT	24-15-10
9	10/22	PHILADELPHIA	W	5-4	5-3-1	50	01/25	SAN JOSE	W	2-1	25-15-10
10	10/26	TORONTO	L	1-2	5-4-1	51	01/27	DETROIT	T	5-5 OT	25-15-11
11	10/28	@ Montreal	L	3-5	5-5-1	52	01/31	@ Edmonton	W	4-0	26-15-11
12	10/29	BUFFALO	W	6-3	6-5-1	53	02/03	@ San Jose	W	4-1	27-15-11
13	11/01	@ Dallas	T	1-1 OT	6-5-2	54	02/04	@ Anaheim	W	4-1	28-15-11
14	11/05	COLORADO	L	3-7	6-6-2	55	02/06	@ Los Angeles	W	5-2	29-15-11
15	11/09	VANCOUVER	W	5-2	7-6-2	56	02/08	@ St. Louis	W	6-1	30-15-11
16	11/11	@ Washington	W	4-1	8-6-2	57	02/10	@ Pittsburgh	L	3-6	30-16-11
17	11/12	EDMONTON	T	4-4 OT	8-6-3	58	02/15	BOSTON	W	3-0	31-16-11
18	11/14	@ Winnipeg	L	5-6 OT	8-7-3	59	02/18	EDMONTON	W	4-1	32-16-11
19	11/16	NY RANGERS	W	3-1	9-7-3	60	02/22	ST. LOUIS	L	3-4 OT	32-17-11
20	11/19	SAN JOSE	L	2-3	9-8-3	61	02/23	@ Winnipeg	L	0-1 OT	32-18-11
21	11/22	@ Colorado	L	2-6	9-9-3	62	02/25	@ Philadelphia	L	2-3	32-19-11
22	11/24	@ Anaheim	W	5-4 OT	10-9-3	63	02/29	COLORADO	W	4-3	33-19-11
23	11/26	@ Calgary	T	2-2 OT	10-9-4	64	03/01	@ Colorado	L	3-5	33-20-11
24	11/28	@ Edmonton	W	5-3	11-9-4	65	03/03	DETROIT	L	2-6	33-21-11
25	11/29	@ Vancouver	T	2-2 OT	11-9-5	66	03/05	@ Tampa Bay	L	0-2	33-22-11
26	12/02	@ Winnipeg	T	2-2 OT	11-9-6	67	03/08	LOS ANGELES	L	2-4	33-23-11
27	12/06	@ NY Rangers	T	2-5 OT	11-9-7	68	03/11	FLORIDA	W	8-4	34-23-11
28	12/07	OTTAWA	L	2-5	11-10-7	69	03/14	VANCOUVER	W	5-1	35-23-11
29	12/10	HARTFORD	W	4-1	12-10-7	70	03/17	NY ISLANDERS	W	5-1	36-23-11
30	12/15	@ Detroit	L	1-3	12-11-7	71	03/20	CALGARY	L	2-3	36-24-11
31	12/15	MONTREAL	L	1-4	12-12-7	72	03/22	@ New Jersey	W	4-2	37-24-11
32	12/17	WINNIPEG	W	3-1	13-12-7	73	03/24	ANAHEIM	T	2-2 OT	37-24-12
33	12/20	@ Toronto	W	4-2	14-12-7	74	03/27	@ Calgary	L	0-1	37-25-12
34	12/21	TORONTO	T	3-3 OT	14-12-8	75	03/29	@ Vancouver	L	2-4	37-26-12
35	12/23	@ Dallas	W	2-0	15-12-8	76	03/31	DALLAS	W	5-3	38-26-12
36	12/26	DALLAS	W	5-3	16-12-8	77	04/03	@ Toronto	W	5-2	39-26-12
37	12/28	WINNIPEG	W	4-3	17-12-8	78	04/05	@ Dallas	T	3-3 OT	39-26-13
38	12/29	@ Buffalo	W	5-2	18-12-8	79	04/07	DETROIT	L	1-4	39-27-13
39	12/31	NEW JERSEY	W	5-0	19-12-8	80	04/11	TORONTO	W	5-2	40-27-13
40	01/02	@ Boston	W	5-2	20-12-8	81	04/12	@ Detroit	L	3-5	40-28-13
41	01/04	ST. LOUIS	L	1-3	20-13-8	82	04/14	ST. LOUIS	T	2-2 OT	40-28-14

PLAYER	GP	G	A	PTS	PIM
CHELIOS, CHRIS	81	14	58	72	140
ROENICK, JEREMY	66	32	35	67	109
SUTER, GARY	82	20	47	67	80
AMONTE, TONY	81	31	32	63	62
NICHOLLS, BERNIE	59	19	41	60	60
DAZE, ERIC	80	30	23	53	18
MURPHY, JOE	70	22	29	51	86
SAVARD, DENIS	69	13	35	48	102
CRAVEN, MURRAY	66	18	29	47	36
PROBERT, BOB	78	19	21	40	237
SUTTER, BRENT	80	13	27	40	56
SHANTZ, JEFF	78	6	14	20	24
CARNEY, KEITH	82	5	14	19	94
KRIVOKRASOV, SERGEI	46	6	10	16	32
#POULIN, PATRICK	38	7	8	15	16
WEINRICH, ERIC	77	5	10	15	65
#ULANOV, IGOR	53	1	8	9	92
SMITH, STEVE	37	0	9	9	71
BLACK, JAMES	13	3	3	6	16
GRIEVE, BRENT	28	2	4	6	180
CUMMINS, JIM	52	2	4	6	180
DUBINSKY, STEVE	45	2	3	5	14

PLAYER	GP	G	A	PTS	PIM
MILLER, KIP	10	1	4	5	2
RUSSELL, CAM	61	2	2	4	129
BELFOUR, ED	50	0	2	2	36
MOREAU, ETHAN	8	0	1	1	4
*CICCONI, ENRICO	11	0	1	1	48
HACKETT, JEFF	35	0	1	1	8
WAITE, JIMMY	1	0	0	0	0
COLE, DANTON	2	0	0	0	0
DROPPA, IVAN	7	0	0	0	2
WERENKA, BRAD	9	0	0	0	8
PROKOPEC, MIKE	9	0	0	0	5

* ACQUIRED IN SEASON # TRADED IN SEASON

GOALIES	GP	W	L	T	MINS	GA	SO	AVG
BELFOUR, ED	50	22	17	10	2,956	135	1	2.74
HACKETT, JEFF	35	18	11	4	2,000	80	4	2.4
WAITE, JIMMY	1	0	0	0	31	0	0	0

TRADITION

RECORDS

PLAYOFFS

HISTORY

PLAYERS

HISTORY OF THE BLACKHAWKS

1996-97 CHICAGO BLACKHAWKS

34-35-13, 81 POINTS, 5TH CENTRAL DIVISION

GM	DATE	OPPONENT	RESULT	SCORE	RECORD	GM	DATE	OPPONENT	RESULT	SCORE	RECORD
1	10/05	@ Washington	W	5-2	1-0-0	42	01/02	Arizona	L	2-4	15-21-6
2	10/06	@ St. Louis	W	4-1	2-0-0	43	01/05	DETROIT	T	5-5 OT	15-21-7
3	10/09	ANAHEIM	L	0-2	2-1-0	44	01/08	EDMONTON	W	4-1	15-21-7
4	10/11	COLORADO	L	0-2	2-2-0	45	01/10	@ New Jersey	T	3-3 OT	16-21-8
5	10/13	DALLAS	L	3-5	2-3-0	46	01/11	@ Detroit	W	3-1	17-21-8
6	10/15	@ Toronto	W	3-1	3-3-0	47	01/15	TAMPA BAY	L	0-2	17-22-8
7	10/17	DETROIT	W	2-1	4-3-0	48	01/20	@ Buffalo	L	1-2	17-23-8
8	10/20	LOS ANGELES	W	2-1	5-3-0	49	01/22	VANCOUVER	L	3-4 OT	17-24-8
9	10/24	ST. LOUIS	W	6-4	6-3-0	50	01/24	TORONTO	L	1-2 OT	17-25-8
10	10/25	@ Detroit	T	2-2 OT	6-3-1	51	01/25	@ NY Islanders	L	2-3	17-26-8
11	10/27	SAN JOSE	L	2-6	6-4-1	52	01/27	@ NY Rangers	W	2-1	18-26-8
12	10/29	@ Tampa Bay	T	2-2 OT	6-4-2	53	02/01	@ Los Angeles	W	3-2	19-26-8
13	10/30	@ Florida	L	2-3	6-5-2	54	02/03	@ San Jose	W	4-2	20-26-8
14	11/01	@ Dallas	W	3-2 OT	7-5-2	55	02/06	@ Arizona	L	2-3	20-27-8
15	11/03	EDMONTON	W	4-2	8-5-2	56	02/08	@ Colorado	W	4-2	21-27-8
16	11/07	NEW JERSEY	L	2-4	8-6-2	57	02/13	SAN JOSE	W	7-3	22-27-8
17	11/09	@ Philadelphia	W	4-1	9-6-2	58	02/15	NY RANGERS	W	2-0	23-27-8
18	11/10	OTTAWA	W	2-0	10-6-2	59	02/17	@ St. Louis	L	2-4	23-28-8
19	11/14	CALGARY	L	1-2 OT	10-7-2	60	02/20	BOSTON	W	5-3	24-28-8
20	11/15	@ Ottawa	L	3-4	10-8-2	61	02/22	@ Pittsburgh	W	5-2	25-28-8
21	11/17	LOS ANGELES	L	2-4	10-9-2	62	02/25	DALLAS	L	0-1	25-29-8
22	11/19	@ Edmonton	T	4-4 OT	10-9-3	63	02/26	@ Hartford	T	2-2 OT	25-29-9
23	11/21	@ Vancouver	L	1-2	10-10-3	64	03/01	@ Colorado	L	1-2	25-30-9
24	11/22	@ Calgary	W	5-2	11-10-3	65	03/02	@ Arizona	W	4-0	26-30-9
25	11/27	@ San Jose	L	2-3	11-11-3	66	03/05	@ Vancouver	T	1-1 OT	26-30-10
26	11/29	@ Anaheim	L	0-2	11-12-3	67	03/08	Arizona	L	0-2	26-31-10
27	11/30	@ Los Angeles	W	5-3	12-12-3	68	03/10	VANCOUVER	T	2-2 OT	26-31-11
28	12/06	MONTREAL	L	1-3	12-13-3	69	03/12	@ Toronto	W	3-2	27-31-11
29	12/07	@ Montreal	L	2-3	12-14-3	70	03/14	@ Dallas	T	4-4 OT	27-31-12
30	12/09	TORONTO	L	1-3	12-15-3	71	03/16	NY ISLANDERS	W	5-4	28-31-12
31	12/12	@ Detroit	L	2-6	12-16-3	72	03/20	Arizona	L	2-4	28-32-12
32	12/13	@ St. Louis	W	4-1	13-16-3	73	03/23	DETROIT	W	5-3	29-32-12
33	12/15	PITTSBURGH	W	2-1	14-16-3	74	03/26	WASHINGTON	W	5-3	30-32-12
34	12/18	DALLAS	L	2-3 OT	14-17-3	75	03/28	ANAHEIM	L	3-4	30-33-12
35	12/20	FLORIDA	L	1-3	14-18-3	76	03/30	BUFFALO	L	3-2	31-33-12
36	12/22	PHILADELPHIA	T	2-2 OT	14-18-4	77	04/01	@ Anaheim	T	3-3 OT	31-33-13
37	12/23	@ Boston	T	3-3 OT	14-18-5	78	04/03	@ Edmonton	L	2-4	31-34-13
38	12/26	ST. LOUIS	T	4-4 OT	14-18-6	79	04/06	@ Calgary	W	2-1	32-34-13
39	12/28	@ Toronto	L	4-5	14-19-6	80	04/09	ST. LOUIS	L	0-1	32-35-13
40	12/29	HARTFORD	W	4-3	15-19-6	81	04/11	CALGARY	W	7-3	33-35-13
41	12/31	COLORADO	L	1-4	15-20-6	82	04/13	@ Dallas	W	5-2	34-35-13

TRADITION

RECORDS

PLAYOFFS

HISTORY

PLAYERS

PLAYER	GP	G	A	PTS	PIM	PLAYER	GP	G	A	PTS	PIM
AMONTE, TONY	81	41	36	77	64	LAFLAMME, CHRISTIAN	4	0	1	1	2
ZHAMNOV, ALEX	74	20	42	62	56	GRONMAN, TUOMAS	16	0	1	1	13
CHELOS, CHRIS	72	10	38	48	112	HACKETT, JEFF	41	0	1	1	6
DAZE, ERIC	71	22	19	41	16	KIJMOWICH, SERGEI	1	0	0	0	2
CRAVEN, MURRAY	75	8	27	35	12	WAITE, JIMMY	2	0	0	0	0
WEINRICH, ERIC	81	7	25	32	62	DUBINSKY, STEVE	5	0	0	0	0
MOREAU, ETHAN	82	15	16	31	123	#PROKOPEC, MIKE	6	0	0	0	6
MILLER, KEVIN	69	14	17	31	41	*TERRERI, CHRIS	7	0	0	0	0
SHANTZ, JEFF	69	9	21	30	28	CHYZOWSKI, DAVE	8	0	0	0	6
SUTER, GARY	82	7	21	28	70	MCRAE, BASIL	8	0	0	0	12
SAVARD, DENIS	69	9	18	27	60	SMITH, STEVE	21	0	0	0	29
KRIVOKRASOV, SERGEI	67	13	11	24	42	#BELFOUR, ED	33	0	0	0	26
BLACK, JAMES	64	12	11	23	20						
PROBERT, BOB	82	9	14	23	326						
CARNEY, KEITH	81	3	15	18	62						
SUTTER, BRENT	39	7	7	14	18						
*DAHLEN, ULF	30	6	8	14	10						
CUMMINS, JIM	65	6	6	12	199						
*SYKORA, MICHAL	28	1	9	10	10						
CICCONO, ENRICO	67	2	2	4	233						
CREIGHTON, ADAM	19	1	2	3	13						
RUSSELL, CAM	44	1	1	2	65						
LEROUX, JEAN-YVES	1	0	1	1	5						

GOALIES	GP	W	L	T	MIN	GA	SO	AVG
BELFOUR, ED	33	11	15	6	1,966	88	1	2.69
HACKETT, JEFF	41	19	18	4	2,473	89	2	2.16
TERRERI, CHRIS	7	4	1	2	429	19	0	2.66
WAITE, JIMMY	2	0	1	1	105	7	0	4

* ACQUIRED IN SEASON # TRADED IN SEASON

HISTORY OF THE BLACKHAWKS

1997-98 CHICAGO BLACKHAWKS

30-39-13, 73 POINTS, 5TH CENTRAL DIVISION

GM	DATE	OPPONENT	RESULT	SCORE	RECORD	GM	DATE	OPPONENT	RESULT	SCORE	RECORD
1	10/01	@ Arizona	L	2-6	0-1-0	42	09/05	CALGARY	T	1-1 OT	15-19-9
2	10/04	@ San Jose	L	2-3	0-2-0	43	09/09	Arizona	L	2-4	15-19-9
3	10/09	TAMPA BAY	L	1-4	0-3-0	44	09/10	@ Toronto	W	4-3	16-19-9
4	10/10	@ Dallas	L	0-7	0-4-0	45	09/12	VANCOUVER	W	3-2	17-19-9
5	10/15	@ Arizona	L	1-2	0-5-0	46	09/14	@ Carolina	W	4-1	18-19-9
6	10/15	WASHINGTON	L	0-2	0-6-0	47	09/15	@ Washington	L	2-3	18-20-9
7	10/17	ST. LOUIS	L	0-2	0-7-0	48	09/20	NY ISLANDERS	W	5-2	19-20-9
8	10/19	BUFFALO	W	5-2	1-7-0	49	09/22	TORONTO	L	0-3	19-21-9
9	10/22	@ NY Rangers	W	1-0	2-7-0	50	09/24	ST. LOUIS	W	5-4	20-21-9
10	10/24	DALLAS	L	0-2	2-8-0	51	09/29	@ San Jose	W	3-0	21-21-9
11	10/26	CAROLINA	L	2-3	2-9-0	52	09/31	@ Los Angeles	L	0-3	21-22-9
12	10/27	@ Montreal	L	2-4	2-10-0	53	02/01	@ Anaheim	L	3-4 OT	21-23-9
13	10/29	VANCOUVER	W	3-0	3-10-0	54	02/03	@ Arizona	W	4-2	22-23-9
14	10/31	SAN JOSE	W	5-3	4-10-0	55	02/05	@ Colorado	L	2-4	22-24-9
15	11/02	PITTSBURGH	W	3-1	5-10-0	56	02/07	@ Dallas	L	1-3	22-25-9
16	11/06	ST. LOUIS	W	2-1	6-10-0	57	02/26	LOS ANGELES	L	4-7	22-26-9
17	11/08	@ NY Islanders	W	4-2	7-10-0	58	02/28	@ Colorado	W	4-0	23-26-9
18	11/10	CALGARY	T	1-1 OT	7-10-1	59	03/01	DALLAS	T	2-2 OT	23-26-10
19	11/11	@ Toronto	L	2-5	7-11-1	60	03/05	@ St. Louis	L	3-5	23-27-10
20	11/13	TORONTO	L	1-2	7-12-1	61	03/06	@ Pittsburgh	T	2-2 OT	23-27-11
21	11/16	DETROIT	T	3-3 OT	7-12-2	62	03/07	@ Boston	W	2-1	24-27-11
22	11/19	@ Anaheim	W	4-0	8-12-2	63	03/09	EDMONTON	L	3-4 OT	24-28-11
23	11/20	@ Los Angeles	L	3-4	8-13-2	64	03/12	@ Detroit	L	0-3	24-29-11
24	11/22	@ Vancouver	W	5-4 OT	9-13-2	65	03/14	@ Tampa Bay	L	0-1	24-30-11
25	11/25	@ Edmonton	T	2-2 OT	9-13-3	66	03/15	@ Florida	W	8-4	25-30-11
26	11/27	@ Calgary	T	2-2 OT	9-13-4	67	03/17	@ Buffalo	W	5-3	26-30-11
27	11/29	@ Ottawa	W	3-2	10-13-4	68	03/19	MONTEAL	W	1-0	27-30-11
28	12/04	COLORADO	L	1-2	10-14-4	69	03/22	BOSTON	W	1-0	28-30-11
29	12/07	EDMONTON	T	3-3 OT	10-14-5	70	03/23	@ Detroit	T	5-5 OT	28-30-12
30	12/10	Arizona	T	3-3 OT	10-14-6	71	03/25	ANAHEIM	L	2-3	28-31-12
31	12/12	PHILADELPHIA	L	2-3	10-15-6	72	03/27	OTTAWA	W	2-1	29-31-12
32	12/14	SAN JOSE	L	1-2	10-16-6	73	03/29	FLORIDA	L	0-4	29-32-12
33	12/16	@ Calgary	L	3-4 OT	10-17-6	74	03/31	@ Philadelphia	L	2-3	29-33-12
34	12/17	@ Edmonton	T	0-0 OT	10-17-7	75	04/02	COLORADO	W	2-1	30-33-12
35	12/20	@ Vancouver	W	5-0	11-17-7	76	04/04	DETROIT	L	2-3	30-34-12
36	12/22	LOS ANGELES	L	0-1	11-18-7	77	04/05	NY RANGERS	L	1-2 OT	30-35-12
37	12/26	@ St. Louis	W	4-1	12-18-7	78	04/09	@ St. Louis	L	2-3	30-36-12
38	12/28	ANAHEIM	W	2-0	13-18-7	79	04/12	Arizona	L	1-2	30-37-12
39	12/30	@ New Jersey	W	6-2	14-18-7	80	04/15	@ Toronto	L	2-3	30-38-12
40	01/01	TORONTO	T	3-3 OT	14-18-8	81	04/16	NEW JERSEY	T	1-1 OT	30-38-13
41	01/04	DETROIT	W	3-1	15-18-8	82	04/18	@ Dallas	L	1-3	30-39-13

TRADITION
RECORDS
PLAYOFFS
HISTORY
PLAYERS

PLAYER	GP	G	A	PTS	PIM	PLAYER	GP	G	A	PTS	PIM
AMONTE, TONY	82	31	42	73	66	MILLS, CRAIG	20	0	3	3	34
ZHAMNOV, ALEX	70	21	28	49	61	RUSSELL, CAM	41	1	1	2	79
DAZE, ERIC	80	31	11	42	72	*MORE, JAY	17	0	2	2	8
SUTER, GARY	73	14	28	42	74	#CUMMINS, JIM	55	0	2	2	178
CELIOS, CHRIS	81	3	39	42	151	WHITE, TODD	7	1	0	1	2
*JOHNSON, GREG	69	11	22	33	38	YAWNEY, TRENT	45	1	0	1	76
SHANTZ, JEFF	61	11	20	31	36	*VANDENBUSSCHE, RYAN	4	0	1	1	5
KRIVOKRASOV, SERGEI	58	10	13	23	33	*SKALDE, JARROD	7	0	1	1	4
WEINRICH, ERIC	82	2	21	23	106	TERRER, CHRIS	21	0	1	1	2
MOREAU, ETHAN	54	9	9	18	73	HUSKA, RYAN	1	0	0	0	0
DUBINSKY, STEVE	82	5	13	18	57	VARIS, PETRI	1	0	0	0	0
BLACK, JAMES	52	10	5	15	8	GENDRON, MARTIN	2	0	0	0	0
*CARNEY, KEITH	60	2	13	15	73	TREFLOV, ANDREI	6	0	0	0	0
LEROUX, JEAN-YVES	66	6	7	13	55	CLEARY, DAN	6	0	0	0	0
*KILGER, CHAD	22	3	8	11	6	HACKETT, JEFF	58	0	0	0	8
NABOKOV, DMITRI	25	7	4	11	10						
MILLER, KEVIN	37	4	7	11	8						
LAFLAMME, CHRISTIAN	72	0	11	11	59						
SUTTER, BRENT	52	2	6	8	28						
*SIMPSON, REID	38	3	2	5	102						
FELSNER, BRIAN	12	1	3	4	12						
SYKORA, MICHAL	28	1	3	4	12						
PROBERT, BOB	14	2	1	3	48						

* ACQUIRED IN SEASON # TRADED IN SEASON

GOALIES	GP	W	L	T	MINS	GA	SO	AVG
HACKETT, JEFF	58	21	25	11	3,441	126	8	2.2
TERRER, CHRIS	21	8	10	2	1,222	49	2	2.41
TREFLOV, ANDREI	6	1	4	0	299	17	0	3.41

HISTORY OF THE BLACKHAWKS

1998-99 CHICAGO BLACKHAWKS

29-41-12, 70 POINTS, 3RD CENTRAL DIVISION

GM	DATE	OPPONENT	RESULT	SCORE	RECORD	GM	DATE	OPPONENT	RESULT	SCORE	RECORD
1	10/30	NEW JERSEY	W	5-2	1-0-0	42	09/02	@ Colorado	L	1-4	11-25-6
2	10/03	@ Dallas	L	1-3	1-1-0	43	09/05	@ NY Rangers	W	3-1	12-25-6
3	10/05	ANAHEIM	L	3-5	1-2-0	44	09/07	Arizona	T	1-1 OT	12-25-7
4	10/07	DALLAS	W	4-3	2-3-0	45	09/21	MONTREAL	W	3-0	13-25-7
5	10/09	@ Montreal	W	2-1	3-2-0	46	09/27	@ Edmonton	W	4-3 OT	14-25-7
6	10/22	SAN JOSE	T	2-2 OT	3-2-1	47	09/28	@ Calgary	T	6-6 OT	14-25-8
7	10/24	NASHVILLE	W	5-4	4-2-1	48	09/30	@ Vancouver	L	2-3	14-25-8
8	10/28	@ Carolina	L	0-2	4-3-1	49	02/01	@ San Jose	L	1-5	14-27-8
9	10/30	FLORIDA	L	3-7	4-4-1	50	02/03	@ Anaheim	L	0-3	14-28-8
10	11/01	CALGARY	L	1-4	4-5-1	51	02/04	@ Los Angeles	L	2-3	14-29-8
11	11/04	@ Florida	L	1-2	4-6-1	52	02/06	@ Arizona	L	0-3	14-30-8
12	11/06	@ Tampa Bay	T	2-2 OT	4-6-2	53	02/10	SAN JOSE	L	2-5	14-31-8
13	11/08	EDMONTON	L	2-3 OT	4-7-2	54	02/12	DETROIT	L	1-2	14-32-8
14	11/10	@ St. Louis	L	2-5	4-8-2	55	02/15	@ Toronto	W	6-2	15-32-8
15	11/12	TORONTO	L	3-10 4-9-2		56	02/15	@ Ottawa	L	2-6	15-33-8
16	11/14	@ Buffalo	L	1-6	4-9-2	57	02/17	VANCOUVER	W	4-0	16-33-8
17	11/15	OTTAWA	T	2-2 OT	4-10-2	58	02/19	@ Dallas	L	1-5	16-34-8
18	11/17	@ Nashville	W	2-1	5-10-5	59	02/21	BOSTON	L	3-6	16-35-8
19	11/21	@ Los Angeles	L	0-5	5-11-5	60	02/24	@ St. Louis	W	3-1	17-35-8
20	11/22	@ Anaheim	L	1-4	5-12-5	61	02/26	LOS ANGELES	L	1-2	17-36-8
21	11/24	@ Arizona	L	2-3	5-13-5	62	02/28	ST. LOUIS	L	1-3	17-37-8
22	11/28	@ Calgary	L	4-5	5-14-5	63	03/06	@ San Jose	W	4-0	18-37-8
23	11/29	@ Edmonton	W	3-2	6-14-5	64	03/07	@ Vancouver	T	2-2 OT	18-37-9
24	12/03	ANAHEIM	W	4-1	7-14-5	65	03/10	NASHVILLE	W	5-2	19-37-9
25	12/06	TAMPA BAY	W	7-5	8-14-5	66	03/12	@ Nashville	L	3-5	19-38-9
26	12/08	@ Detroit	L	2-3	8-15-5	67	03/14	ST. LOUIS	L	2-5	19-39-9
27	12/09	EDMONTON	W	3-1	9-15-5	68	03/17	CALGARY	W	3-1	20-39-9
28	12/11	TORONTO	L	2-3	9-16-5	69	03/20	@ Colorado	T	5-5 OT	20-39-10
29	12/15	DALLAS	T	2-2 OT	9-16-4	70	03/21	COLORADO	W	4-3	21-39-10
30	12/17	WASHINGTON	L	1-3	9-17-4	71	03/23	@ Pittsburgh	L	2-5	21-40-10
31	12/19	@ Philadelphia	L	2-3	9-18-4	72	03/25	@ Boston	T	3-3 OT	21-40-11
32	12/20	LOS ANGELES	L	1-4	9-19-4	73	03/27	@ New Jersey	T	4-4 OT	21-40-12
33	12/23	Arizona	W	4-3	10-19-4	74	03/28	ST. LOUIS	W	3-1	22-40-12
34	12/26	PHILADELPHIA	L	1-3	10-20-4	75	03/31	BUFFALO	W	2-1	23-40-12
35	12/31	NY ISLANDERS	W	1-0	11-20-4	76	04/02	@ Detroit	L	3-5	23-41-12
36	01/02	@ Detroit	L	2-5	11-21-4	77	04/03	CAROLINA	W	2-1	24-41-12
37	01/03	DETROIT	L	1-3	11-22-4	78	04/05	VANCOUVER	W	2-1	25-41-12
38	01/05	@ NY Islanders	T	1-1 OT	11-22-5	79	04/08	NY RANGERS	W	6-2	26-41-12
39	01/07	@ St. Louis	L	2-4	11-23-5	80	04/12	@ Washington	W	4-2	27-41-12
40	01/09	@ Nashville	T	3-3 OT	11-23-6	81	04/15	NASHVILLE	W	4-2	28-41-12
41	01/10	COLORADO	L	2-3 OT	11-24-6	82	04/17	DETROIT	W	3-2	29-41-12

TRADITION

RECORDS

PLAYOFFS

HISTORY

PLAYERS

PLAYER	GP	G	A	PTS	PIM	PLAYER	GP	G	A	PTS	PIM
AMONTE, TONY	82	44	31	75	60	#COFFEY, PAUL	10	0	4	4	0
ZHAMNOV, ALEX	76	20	41	61	50	#SHANTZ, JEFF	7	1	0	1	4
GILMOIR, DOUG	72	16	40	56	56	JANSENS, MARK	60	1	0	1	65
DAZE, ERIC	72	22	20	42	22	FITZPATRICK, MARK	27	0	1	1	8
#CHELIUS, CHRIS	65	8	26	34	89	*THIBAUT, JOCELYN	52	0	1	1	2
#KILGER, CHAD	64	14	11	25	30	#DUBINSKY, STEVE	1	0	0	0	0
OLCZYK, ED	61	10	15	25	29	#TREFLOV, ANDREI	1	0	0	0	0
PROBERT, BOB	78	7	14	21	206	#VOPAT, ROMAN	3	0	0	0	4
*MANSON, DAVE	64	6	15	21	107	*MURRAY, CHRIS	4	0	0	0	14
DUMONT, JEAN-PIERRE	25	9	6	15	10	VANDENBUSSCHE, RYAN	6	0	0	0	17
#MOREAU, ETHAN	66	9	6	15	84	CLOUTIER, SYLVAIN	7	0	0	0	0
HEMERSON, NELSON	27	4	10	14	13	MILLS, CRAIG	7	0	0	0	2
ZMOLEK, DOUG	62	0	14	14	102	*BICANEK, RADIM	7	0	0	0	6
WHITE, TODD	35	5	8	13	20	#RUSSELL, CAM	7	0	0	0	10
#LAFLAMME, CHRISTIAN	62	2	11	13	70	#NASREDDINE, ALAIN	7	0	0	0	19
SIMPSON, REID	53	5	4	9	145	JONES, JEFF	8	0	0	0	12
#CLEARY, DAN	35	4	5	9	24	#HACKETT, JEFF	10	0	0	0	6
*MIROVNOV, BORIS	12	0	9	9	27	#BONNIE, DENNIS	11	0	0	0	44
LEROUX, JEAN-YVES	40	3	5	8	21	ROYER, REMI	18	0	0	0	67
*BROWN, BRAD	61	1	7	8	184	YAWNEY, TREN	20	0	0	0	32
#ERIKSSON, ANDERS	11	0	8	8	0						
#MANELUK, MIKE	28	4	3	7	8						
*MARHA, JOSEF	22	2	5	7	4						
*MCAMMOND, DEAN	12	1	4	5	2						
#MUIR, BRYAN	53	1	4	5	50						
ALLISON, JAMIE	39	2	2	4	62						
#WEINRICH, ERIC	14	1	3	4	12						

* ACQUIRED IN SEASON # TRADED IN SEASON

GOALIES	GP	W	L	T	MINS	GA	SO	AVG
THIBAUT, JOCELYN	52	21	26	5	3,014	136	4	2.71
FITZPATRICK, MARK	27	6	8	6	1,403	64	0	2.74
HACKETT, JEFF	10	2	6	1	524	33	0	3.78
TREFLOV, ANDREI	1	0	1	0	20	4	0	9.60

HISTORY OF THE BLACKHAWKS

1999-2000 CHICAGO BLACKHAWKS

33-37-10-2, 78 POINTS, 3RD CENTRAL DIVISION

GM	DATE	OPPONENT	RESULT	SCORE	RECORD	GM	DATE	OPPONENT	RESULT	SCORE	RECORD
1	10/04	@ San Jose	L	1-7	0-1-0-0	42	01/09	COLORADO	W	5-3	15-26-2
2	10/06	@ Vancouver	L	4-5	0-2-0-0	43	01/12	VANCOUVER	W	3-2 OT	14-26-2
3	10/08	Arizona	T	3-3 OT	0-2-1-0	44	01/13	@ Detroit	W	5-3	15-26-2
4	10/10	NASHVILLE	T	3-3 OT	0-2-3-0	45	01/15	@ Colorado	L	1-3	15-27-2
5	10/15	TORONTO	L	1-2	0-3-2-0	46	01/17	SAN JOSE	W	5-4 OT	16-22-2
6	10/16	@ Pittsburgh	T	3-3 OT	0-3-3-0	47	01/19	@ New Jersey	L	1-4	16-25-2
7	10/21	ANAHEIM	T	5-5 OT	0-3-4-0	48	01/21	ST. LOUIS	L	0-3	16-24-2
8	10/23	DETROIT	L	0-1	0-4-4-0	49	01/23	DALLAS	L	2-3	16-25-2
9	10/27	@ Montreal	W	1-0	1-4-4-0	50	01/27	COLORADO	W	6-4	17-25-2
10	10/29	@ Detroit	W	4-2	2-4-4-0	51	01/30	@ Vancouver	W	3-1	18-25-2
11	10/30	LOS ANGELES	L	1-3	2-5-4-0	52	02/02	@ Edmonton	L	1-4	18-26-2
12	11/04	BUFFALO	L	4-5 OT	2-5-4-1	53	02/03	@ Calgary	T	5-5 OT	18-26-7
13	11/05	@ Nashville	W	3-1	3-5-4-1	54	02/05	@ Atlanta	W	4-3	19-26-7
14	11/07	NY RANGERS	L	1-3	3-6-4-1	55	02/14	ANAHEIM	L	3-4	19-27-7
15	11/10	NASHVILLE	L	2-4	3-8-4-1	56	02/16	LOS ANGELES	L	1-4	19-28-7
16	11/12	NY ISLANDERS	W	5-0	4-8-4-1	57	02/18	WASHINGTON	L	4-5	19-29-7
17	11/14	EDMONTON	L	3-6	4-8-4-1	58	02/20	DETROIT	W	6-4	20-29-7
18	11/16	@ Los Angeles	L	2-3	4-9-4-1	59	02/22	@ Philadelphia	L	1-3	20-30-7
19	11/19	@ Anaheim	L	2-4	4-10-4-1	60	02/23	NASHVILLE	L	2-4	20-31-7
20	11/20	@ Arizona	L	1-3	4-11-4-1	61	02/25	@ Dallas	W	4-3 OT	21-31-7
21	11/24	@ Edmonton	W	3-2	5-11-4-1	62	02/27	@ St. Louis	W	4-1	22-31-7
22	11/25	@ Calgary	L	1-2 OT	5-11-4-2	63	03/01	MONTREAL	L	1-4	22-32-7
23	11/27	@ St. Louis	L	3-8	5-12-4-2	64	03/03	TAMPA BAY	W	5-1	23-32-7
24	11/30	@ Ottawa	L	1-2	5-13-4-2	65	03/05	Arizona	W	7-3	24-32-7
25	12/03	DETROIT	L	4-7	5-14-4-2	66	03/07	@ Nashville	L	1-3	24-33-7
26	12/04	@ Boston	W	9-3	6-14-4-2	67	03/08	@ Carolina	L	1-4	24-34-7
27	12/06	EDMONTON	W	5-1	7-14-4-2	68	03/11	@ Florida	W	5-2	25-34-7
28	12/09	NEW JERSEY	L	0-4	7-15-4-2	69	03/12	@ Tampa Bay	W	4-1	26-34-7
29	12/10	@ Buffalo	L	1-2	7-16-4-2	70	03/15	@ Toronto	W	5-2	27-34-7
30	12/12	CALGARY	W	1-2	7-17-4-2	71	03/16	BOSTON	W	5-4 OT	28-34-7
31	12/14	@ San Jose	W	5-2	8-17-4-2	72	03/18	DALLAS	T	2-2 OT	28-34-8
32	12/17	@ Anaheim	L	0-2	8-18-4-2	73	03/21	@ Arizona	W	3-0	29-34-8
33	12/18	@ Los Angeles	W	8-4	9-18-4-2	74	03/24	@ Dallas	L	1-5	29-35-8
34	12/23	DALLAS	W	5-2	10-18-4-2	75	03/26	ST. LOUIS	T	1-1 OT	29-35-9
35	12/26	PITTSBURGH	L	2-4	10-19-4-2	76	03/27	@ Colorado	L	1-3	29-36-9
36	12/27	@ Washington	T	2-2 OT	10-19-5-2	77	03/30	TORONTO	W	4-0	30-36-9
37	12/30	FLORIDA	W	2-1	11-19-5-2	78	04/01	@ NY Islanders	T	2-2 OT	30-36-10
38	12/31	@ Detroit	T	4-4 OT	11-19-6-2	79	04/02	VANCOUVER	L	2-3	30-37-10
39	01/02	SAN JOSE	L	1-4	11-20-6-2	80	04/05	ANAHEIM	W	5-2	31-37-10
40	01/06	CALGARY	W	5-2	12-20-6-2	81	04/07	@ St. Louis	W	4-3 OT	32-37-10
41	01/08	@ Nashville	L	3-6	12-21-6-2	82	04/09	ST. LOUIS	W	3-1	33-37-10

NOTE: 1999-2000 was the first season in which teams received one point in the standings for an overtime loss.

PLAYER	GP	G	A	PTS	PIM	PLAYER	GP	G	A	PTS	PIM
AMONTE, TONY	82	43	41	84	48	ALLISON, JAMIE	59	1	3	4	102
*SULLIVAN, STEVE	73	22	42	64	52	BICANEK, RADIM	11	0	3	3	4
ZHAMNOV, ALEX	71	23	37	60	61	MCCARTHY, STEVE	5	1	1	2	4
*GILMOUR, DOUG	63	22	34	56	51	*CLARK, WENDEL	13	2	0	2	13
*NYLANDER, MICHAEL	66	23	28	51	26	CALDER, KYLIE	8	1	1	2	2
MIRONOV, BORIS	58	9	28	37	72	*PLANTE, DEREK	17	1	1	2	2
DAZE, ERIC	59	23	13	36	28	VANDEBUSSCHE, RYAN	52	0	1	1	143
MCAMMOND, DEAN	76	14	10	32	72	#WHITE, TODD	1	0	0	0	0
ERIKSSON, ANDERS	73	3	25	28	20	LAMOTHE, MARC	2	0	0	0	0
MCCABE, BRYAN	79	6	19	25	139	HERPERGER, CHRIS	9	0	0	0	5
#COTE, SYLVAIN	45	6	18	24	14	PASSMORE, STEVE	24	0	0	0	9
MARHA, JOSEF	81	10	12	22	18	THIBAUT, JOCELYN	60	0	0	0	2
#DUMONT, JEAN-PIERRE	47	10	8	18	18						
PROBERT, BOB	69	4	11	15	114						
ATCHEYNUK, BLAIR	47	5	7	12	6						
*DEAN, KEVIN	27	2	8	10	12						
ZMOLEK, DOUG	43	2	7	9	60						
BROWN, BRAD	57	0	9	9	134						
LEROUX, JEAN-YVES	54	2	5	8	43						
*MANSON, DAVE	37	0	7	7	40						
*GROSEK, MICHAL	14	2	4	6	12						
JANSSENS, MARK	36	0	6	6	73						
#MUJR, BRYAN	11	2	3	5	15						
OLCZYK, ED	33	2	2	4	12						

GOALIES	GP	W	L	T	MINS	GA	SO	AVG
PASSMORE, STEVE	24	7	12	3	1,388	63	1	2.72
THIBAUT, JOCELYN	60	25	26	7	3,438	158	3	2.76
LAMOTHE, MARC	2	1	1	0	116	10	0	5.17

* ACQUIRED IN SEASON # TRADED IN SEASON

HISTORY OF THE BLACKHAWKS

2000-01 CHICAGO BLACKHAWKS

29-40-8-5, 71 POINTS, 4TH CENTRAL DIVISION

GM	DATE	OPPONENT	RESULT	SCORE	RECORD	GM	DATE	OPPONENT	RESULT	SCORE	RECORD
1	10/05	@ Buffalo	L	2-4	0-1-0-0	42	01/09	@ NY Islanders	W	6-3	17-20-3-2
2	10/07	@ Columbus	W	5-3	1-1-0-0	43	01/12	@ Columbus	W	3-1	18-20-3-2
3	10/12	DETROIT	L	0-4	1-2-0-0	44	01/14	COLORADO	T	2-2 OT	18-20-4-2
4	10/14	@ Montreal	L	4-5 OT	1-2-0-1	45	01/17	FLORIDA	W	5-0	19-20-4-2
5	10/15	COLUMBUS	W	2-1	2-2-0-1	46	01/19	WASHINGTON	W	3-1	20-20-4-2
6	10/18	NY RANGERS	L	2-4	2-3-0-1	47	01/21	PITTSBURGH	L	0-4	20-21-4-2
7	10/20	DALLAS	L	1-5	2-4-0-1	48	01/25	PHILADELPHIA	L	1-5	20-22-4-2
8	10/21	@ St. Louis	L	0-1	2-5-0-1	49	01/26	@ Colorado	L	2-5	20-23-4-2
9	10/26	COLORADO	L	0-2	2-6-0-1	50	02/02	@ Vancouver	W	6-2	21-23-4-2
10	10/28	BUFFALO	L	1-3	2-7-0-1	51	02/01	@ Edmonton	L	2-3	21-24-4-2
11	10/29	@ Minnesota	W	3-2	3-7-0-1	52	02/01	@ Calgary	L	3-5	21-25-4-2
12	11/02	@ Boston	L	4-5	3-8-0-1	53	02/06	@ Los Angeles	T	3-3 OT	21-25-5-2
13	11/03	@ Detroit	W	6-1	4-8-0-1	54	02/07	@ Anaheim	W	3-2	22-25-5-2
14	11/05	ANAHEIM	W	4-2	5-8-0-1	55	02/10	@ San Jose	L	2-3 OT	22-25-5-3
15	11/08	SAN JOSE	L	2-3 OT	5-8-0-2	56	02/11	@ Arizona	L	2-3	22-26-5-3
16	11/10	MINNESOTA	L	2-5	5-9-0-2	57	02/14	SAN JOSE	L	0-7	22-27-5-3
17	11/11	@ Toronto	T	3-3 OT	5-9-1-2	58	02/16	ST. LOUIS	W	6-2	23-27-5-3
18	11/14	@ Vancouver	L	2-4	5-10-1-2	59	02/18	LOS ANGELES	W	3-0	24-27-5-3
19	11/16	@ Calgary	W	5-2	6-10-1-2	60	02/19	@ NY Rangers	L	2-4	24-28-5-3
20	11/17	@ Edmonton	T	3-3 OT	6-10-2-2	61	02/21	DETROIT	L	3-7	24-29-5-3
21	11/21	@ Arizona	W	4-1	7-10-2-2	62	02/23	ATLANTA	W	1-0	25-29-5-3
22	11/22	@ San Jose	L	1-4	7-11-2-2	63	02/25	TORONTO	W	6-4	26-29-5-3
23	11/24	@ Minnesota	L	0-2	7-12-2-2	64	02/27	@ Washington	W	3-2	27-29-5-3
24	11/27	@ Detroit	W	6-5 OT	8-12-2-2	65	03/01	LOS ANGELES	T	2-2 OT	27-29-6-3
25	11/30	NASHVILLE	L	0-3	8-13-2-2	66	03/04	CAROLINA	L	3-6	27-30-6-3
26	12/01	@ Nashville	W	2-1	9-13-2-2	67	03/07	@ Dallas	W	4-1	28-30-6-3
27	12/03	COLUMBUS	W	5-0	10-13-2-2	68	03/09	@ Anaheim	L	1-3	28-31-6-3
28	12/07	MINNESOTA	L	2-4	10-14-2-2	69	03/10	@ Los Angeles	T	2-2 OT	28-31-7-3
29	12/09	@ St. Louis	L	4-6	10-15-2-2	70	03/13	DALLAS	L	0-3	28-32-7-3
30	12/10	ST. LOUIS	L	1-6	10-16-2-2	71	03/15	NASHVILLE	W	3-2	29-32-7-3
31	12/15	@ Atlanta	L	1-3	10-17-2-2	72	03/18	ANAHEIM	L	1-4	29-33-7-3
32	12/15	@ Dallas	L	1-4	10-18-2-2	73	03/22	NASHVILLE	L	1-2 OT	29-33-7-4
33	12/16	@ Nashville	W	3-0	11-18-2-2	74	03/24	@ St. Louis	L	1-5	29-34-7-4
34	12/21	VANCOUVER	W	6-4	12-18-2-2	75	03/25	CALGARY	L	1-3	29-35-7-4
35	12/23	@ Ottawa	W	3-2	13-18-2-2	76	03/28	OTTAWA	L	2-5	29-36-7-4
36	12/27	Arizona	T	1-1 OT	13-18-3-2	77	03/29	@ Pittsburgh	L	2-5	29-37-7-4
37	12/29	DETROIT	W	3-2 OT	14-18-3-2	78	04/01	EDMONTON	T	3-3 OT	29-37-8-4
38	12/31	@ Carolina	L	1-2	14-19-3-2	79	04/02	@ New Jersey	L	3-4	29-38-8-4
39	01/03	VANCOUVER	W	6-0	15-19-3-2	80	04/04	CALGARY	L	2-5	29-39-8-4
40	01/05	EDMONTON	L	1-2	15-20-3-2	81	04/06	TORONTO	L	0-1	29-40-8-4
41	01/07	TAMPA BAY	W	7-4	16-20-3-2	82	04/08	@ Columbus	L	3-4 OT	29-40-9-5

TRADITION

RECORDS

PLAYERS

HISTORY

PLAYERS

PLAYER	GP	G	A	PTS	PIM	PLAYER	GP	G	A	PTS	PIM
SULLIVAN, STEVE	81	34	41	75	54	VON ARX, RETO	19	3	1	4	4
AMONTE, TONY	82	35	29	64	54	ALLISON, JAMIE	44	1	3	4	53
NYLANDER, MICHAEL	82	25	39	64	32	ATCHEYUNJUN, BLAIR	19	1	2	3	2
DAZE, ERIC	79	33	24	57	16	MARHA, JOSEF	15	0	3	3	6
ZHAMNOV, ALEX	63	13	36	49	40	THIBAUT, JOCELYN	66	0	3	3	2
#MCAMMOND, DEAN	61	10	16	26	43	KING, KRIS	13	1	0	1	8
HERPESGER, CHRIS	61	10	15	25	20	HANKINSON, CASEY	11	0	1	1	9
SPACEK, JAROSLAV	50	5	18	23	20	BELL, MARK	13	0	1	1	4
MIRONOV, BORIS	66	5	17	22	42	LAROUCHE, MICHEL	3	0	0	0	0
PROBERT, BOB	79	7	12	19	103	DOWNNEY, AARON	3	0	0	0	6
QUINTAL, STEPHANE	72	1	18	19	60	*PASSMORE, STEVE	6	0	0	0	4
CALDER, KYLE	45	5	10	15	14	BAUMGARTNER, NOLAN	8	0	0	0	6
KARPOVTSYEV, ALEXANDER	53	2	13	15	39	TALLAS, ROBBIE	12	0	0	0	0
DEAN, KEVIN	69	0	11	11	30	JANSSENS, MARK	28	0	0	0	33
DUBINSKY, STEVE	60	6	4	10	33						
LEROUX, JEAN-YVES	59	4	4	8	22						
ZELEPUKIN, VALERI	36	3	4	7	18						
VANDENBUSSCHE, RYAN	64	2	5	7	146						
#CALPINE, CHRIS	50	0	6	6	32						
#ERIKSSON, ANDERS	13	2	3	5	2						
POAPST, STEVE	36	2	3	5	12						
MCCARTHY, STEVE	44	0	5	5	8						

* ACQUIRED IN SEASON # TRADED IN SEASON

GOALIES	GP	W	L	T	MINS	GA	SO	AVG
PASSMORE, STEVE	6	0	4	1	340	14	0	2.47
THIBAUT, JOCELYN	66	27	32	7	3,844	180	6	2.81
TALLAS, ROBBIE	12	2	7	0	627	35	0	3.35
LAROUCHE, MICHEL	3	0	2	0	152	9	0	3.55

HISTORY OF THE BLACKHAWKS

2001-02 CHICAGO BLACKHAWKS

41-27-13-1, 96 POINTS, 3RD CENTRAL DIVISION

GM	DATE	OPPONENT	RESULT	SCORE	RECORD	GM	DATE	OPPONENT	RESULT	SCORE	RECORD
1	10/04	@ Vancouver	W	5-4	1-0-0-0	42	12/30	ANAHEIM	W	2-1	22-12-8-0
2	10/06	@ Calgary	L	0-4	1-1-0-0	43	12/31	@ Ottawa	W	5-4 OT	25-12-8-0
3	10/09	@ Edmonton	L	0-1	1-2-0-0	44	01/04	TAMPA BAY	W	2-0	24-12-8-0
4	10/11	Arizona	W	3-0	2-2-0-0	45	01/06	PITTSBURGH	W	2-0	25-12-8-0
5	10/12	@ Minnesota	L	4-6	2-3-0-0	46	01/09	@ Colorado	L	3-7	25-13-8-0
6	10/14	COLUMBUS	T	2-2 OT	2-3-1-0	47	01/10	COLUMBUS	W	2-1	26-13-8-0
7	10/18	@ Nashville	W	5-3	3-3-1-0	48	01/12	@ Columbus	L	4-5	26-14-8-0
8	10/20	@ Dallas	T	2-2 OT	3-3-2-0	49	01/14	EDMONTON	W	2-1	27-14-8-0
9	10/21	COLORADO	W	4-2	4-3-2-0	50	01/16	@ Florida	W	3-0	28-14-8-0
10	10/23	CALGARY	W	6-3	5-3-2-0	51	01/18	@ Tampa Bay	T	2-2 OT	28-14-9-0
11	10/25	SAN JOSE	W	4-2	6-3-2-0	52	01/20	DALLAS	W	3-2	29-14-9-0
12	10/28	BOSTON	T	3-3 OT	6-3-3-0	53	01/23	Arizona	L	1-4	29-15-9-0
13	10/30	LOS ANGELES	W	5-1	7-3-3-0	54	01/25	ST. LOUIS	W	2-1	30-15-9-0
14	11/01	@ Los Angeles	W	3-2	8-3-3-0	55	01/28	@ Boston	L	1-2	30-16-9-0
15	11/02	@ Anaheim	L	2-5	8-4-3-0	56	01/30	@ New Jersey	L	1-3	30-17-9-0
16	11/04	DETROIT	W	5-4	9-4-3-0	57	02/06	@ Arizona	W	5-2	31-17-9-0
17	11/06	PHILADELPHIA	W	2-1	10-4-3-0	58	02/08	@ San Jose	L	2-4	31-18-9-0
18	11/09	VANCOUVER	W	3-1	11-4-3-0	59	02/09	@ Colorado	W	3-2	32-18-9-0
19	11/11	SAN JOSE	W	3-2 OT	12-4-3-0	60	02/15	FLORIDA	W	4-5	33-18-9-0
20	11/13	@ Vancouver	L	2-3	12-5-3-0	61	02/26	@ Philadelphia	L	4-4	33-19-9-0
21	11/15	@ Calgary	T	2-2 OT	12-5-4-0	62	02/27	MONTREAL	L	2-3	33-20-9-0
22	11/16	@ Edmonton	L	1-7	12-6-4-0	63	03/03	ANAHEIM	W	2-1	34-20-9-0
23	11/21	@ Nashville	L	3-4	12-7-4-0	64	03/05	CAROLINA	L	1-2 OT	34-20-9-1
24	11/23	@ Columbus	T	2-2 OT	12-7-5-0	65	03/07	NY RANGERS	W	5-1	35-20-9-1
25	11/25	@ Detroit	T	4-4 OT	12-7-6-0	66	03/11	@ Los Angeles	L	1-2	35-21-9-1
26	11/28	VANCOUVER	T	3-3 OT	12-7-7-0	67	03/12	@ Arizona	L	1-3	35-22-9-1
27	11/30	TORONTO	L	1-2	12-8-7-0	68	03/15	@ Anaheim	T	1-1 OT	35-22-10-1
28	12/01	@ Toronto	L	1-4	12-9-7-0	69	03/16	@ San Jose	T	2-2 OT	35-23-11-1
29	12/03	@ Montreal	W	3-2	13-9-7-0	70	03/18	DALLAS	T	2-2 OT	35-23-12-1
30	12/05	MINNESOTA	W	4-2	14-9-7-0	71	03/20	NEW JERSEY	L	1-3	35-23-12-1
31	12/07	NY ISLANDERS	W	4-3	15-9-7-0	72	03/24	ST. LOUIS	W	4-3 OT	36-23-12-1
32	12/09	LOS ANGELES	L	2-5	15-10-7-0	73	03/27	NASHVILLE	W	4-1	37-23-12-1
33	12/12	ST. LOUIS	T	2-2 OT	15-10-8-0	74	03/29	@ Minnesota	W	3-1	38-23-12-1
34	12/14	@ Atlanta	W	3-1	16-10-8-0	75	03/31	MINNESOTA	W	2-1	39-23-12-1
35	12/15	@ Nashville	L	2-5	16-11-8-0	76	04/03	NASHVILLE	L	1-3	39-24-12-1
36	12/17	@ Detroit	W	2-0	17-11-8-0	77	04/05	@ St. Louis	L	1-5	39-25-12-1
37	12/19	@ Buffalo	W	6-5	18-11-8-0	78	04/07	CALGARY	W	3-2	40-25-12-1
38	12/21	EDMONTON	W	5-1	19-11-8-0	79	04/09	@ Washington	L	1-3	40-26-12-1
39	12/23	DETROIT	L	0-5	19-12-8-0	80	04/10	@ Detroit	T	3-3 OT	40-26-13-1
40	12/26	@ St. Louis	W	3-1	20-12-8-0	81	04/12	@ Dallas	L	1-3	40-27-13-1
41	12/27	COLORADO	W	3-1	21-12-8-0	82	04/14	COLUMBUS	W	2-0	41-27-13-1

PLAYER	GP	G	A	PTS	PIM	PLAYER	GP	G	A	PTS	PIM
DAZE, ERIC	82	38	32	70	36	CAMPBELL, JIM	9	1	1	2	4
ZHAMNOV, ALEX	77	22	45	67	67	*ODELEIN, LYLE	12	0	2	2	4
AMONTE, TONY	82	27	39	66	67	CHEBATURKIN, VLADIMIR	13	0	2	2	6
NYLANDER, MICHAEL	82	15	46	61	50	REEKIE, JOE	17	0	2	2	28
SULLIVAN, STEVE	78	21	39	60	67	HRHEALUME, PASCAL	19	0	2	2	4
CALDER, KYLE	81	17	36	53	47	#DUBINSKY, STEVE	3	1	0	1	4
HOUSLEY, PHIL	80	15	24	39	34	DOWNNEY, AARON	36	1	0	1	76
KOROLEV, IGOR	82	9	20	29	20	HENDERSON, MATT	4	0	1	1	0
BELL, MARK	80	12	16	28	124	PASSMORE, STEVE	23	0	1	1	2
KLEMM, JON	82	4	16	20	42	HANKINSON, CASEY	3	0	0	0	0
MIRONOV, BORIS	64	4	14	18	68	MCCARTHY, STEVE	3	0	0	0	2
THOMAS, STEVE	34	11	4	15	17	THIBAUT, JOCELYN	67	0	0	0	2
#SPACE, JAROSLAV	60	3	10	13	29						
KARPOVITSEV, ALEXANDER	65	1	9	10	40						
POAPST, STEVE	56	1	7	8	30						
PELUSO, MIKE	37	4	2	6	19						
WHITE, PETER	48	3	3	6	10						
ARNASON, TYLER	21	3	1	4	4						
*FITZGERALD, TOM	15	1	3	4	6						
PROBERT, BOB	61	1	3	4	176						
VANDENBUSSCHE, RYAN	50	1	2	3	103						
MALPINE, CHRIS	40	0	3	3	36						

* ACQUIRED IN SEASON # TRADED IN SEASON

GOALIES	GP	W	L	T	MINS	GA	SO	AVG
PASSMORE, STEVE	23	8	5	4	1,142	43	0	2.26
THIBAUT, JOCELYN	67	33	25	9	3,838	159	6	2.49

TRADITION

RECORDS

PLAYOFFS

HISTORY

PLAYERS

HISTORY OF THE BLACKHAWKS

2002-03 CHICAGO BLACKHAWKS

30-33-13-6, 79 POINTS, 3RD CENTRAL DIVISION

GM	DATE	OPPONENT	RESULT	SCORE	RECORD	GM	DATE	OPPONENT	RESULT	SCORE	RECORD
1	10/30	@ Columbus	L	1-2	0-1-0-0	42	09/09	@ Dallas	L	3-4 OT	19-15-8-2
2	10/31	BUFFALO	W	3-0	1-1-0-0	43	09/12	NASHVILLE	W	2-0	20-15-8-2
3	10/31	FLORIDA	W	4-1	2-1-0-0	44	09/15	@ Detroit	L	4-5 OT	20-15-8-3
4	10/30	CALGARY	L	2-5	2-2-0-0	45	09/15	DETROIT	W	4-1	21-15-8-3
5	10/24	MINNESOTA	L	2-3	2-3-0-0	46	09/17	VANCOUVER	L	2-4	21-14-8-3
6	10/26	@ Carolina	T	3-3 OT	2-3-1-0	47	09/18	@ St. Louis	L	2-4	21-15-8-3
7	10/27	SAN JOSE	W	3-2	3-3-1-0	48	09/20	@ Columbus	L	1-5	21-16-8-3
8	10/29	COLUMBUS	W	3-2	4-3-1-0	49	09/25	ST. LOUIS	T	3-5 OT	21-16-9-3
9	10/31	LOS ANGELES	W	2-1 OT	5-3-1-0	50	09/25	@ Pittsburgh	L	3-5	21-17-9-3
10	11/02	@ New Jersey	L	1-5	5-4-1-0	51	09/26	@ Montreal	L	3-4	21-18-9-3
11	11/03	EDMONTON	L	1-4	5-5-1-0	52	09/26	@ Boston	W	3-1	22-18-9-3
12	11/05	@ Detroit	W	2-0	6-5-1-0	53	02/05	@ Minnesota	L	1-2	22-19-9-3
13	11/07	ATLANTA	W	5-0	7-5-1-0	54	02/06	@ Calgary	T	2-2 OT	22-19-10-3
14	11/09	@ Tampa Bay	W	3-2 OT	8-5-1-0	55	02/08	@ Edmonton	W	3-0	23-19-10-3
15	11/11	@ Florida	T	2-2 OT	8-5-2-0	56	02/10	@ Vancouver	L	1-2	23-20-10-3
16	11/15	WASHINGTON	T	2-2 OT	8-5-3-0	57	02/12	TORONTO	L	1-3	23-21-10-3
17	11/17	NASHVILLE	W	4-2	9-5-3-0	58	02/14	SAN JOSE	L	2-4	23-22-10-3
18	11/19	@ Edmonton	L	1-3	9-6-3-0	59	02/15	@ Columbus	W	7-1	24-22-10-3
19	11/20	@ Vancouver	L	3-5	9-7-3-0	60	02/17	COLORADO	L	4-5	24-23-10-3
20	11/23	@ Calgary	L	1-3	9-8-3-0	61	02/20	Arizona	L	1-2	24-24-10-3
21	11/25	@ Colorado	L	0-1	9-9-3-0	62	02/23	DALLAS	L	0-3	24-25-10-3
22	11/28	@ Arizona	W	4-2	10-9-3-0	63	02/25	PHILADELPHIA	L	0-2	24-26-10-3
23	11/30	@ Los Angeles	L	1-4	10-10-3-0	64	02/27	@ Philadelphia	L	2-5	24-27-10-3
24	12/01	@ Anaheim	L	2-3	10-11-3-0	65	03/01	@ Nashville	L	4-5 OT	24-27-10-4
25	12/04	OTTAWA	W	1-0	11-11-3-0	66	03/02	COLORADO	L	2-3 OT	24-27-10-5
26	12/06	ANAHEIM	L	3-4	11-12-3-0	67	03/05	@ Dallas	L	4-7	24-28-10-5
27	12/08	TAMPA BAY	W	3-1	12-12-3-0	68	03/07	CALGARY	L	0-2	24-29-10-5
28	12/10	@ NY Islanders	W	3-2	13-12-3-0	69	03/09	BOSTON	W	8-5	25-29-10-5
29	12/11	@ NY Rangers	W	4-3	14-12-3-0	70	03/12	@ Anaheim	L	2-5	25-30-10-5
30	12/13	@ Buffalo	T	1-1 OT	14-12-4-0	71	03/14	@ Arizona	W	4-0	26-30-10-5
31	12/15	DALLAS	L	0-5	14-13-4-0	72	03/17	@ San Jose	W	3-2 OT	27-30-10-5
32	12/17	VANCOUVER	W	3-2	15-13-4-0	73	03/19	ANAHEIM	L	3-4	27-31-10-5
33	12/20	COLUMBUS	W	3-1	16-13-4-0	74	03/22	@ Colorado	L	1-8	27-32-10-5
34	12/22	LOS ANGELES	W	3-1	17-13-4-0	75	03/23	PITTSBURGH	T	1-1 OT	27-32-11-5
35	12/26	MINNESOTA	T	2-2 OT	17-13-5-0	76	03/25	NY ISLANDERS	L	2-9	27-33-11-5
36	12/28	@ San Jose	T	3-3 OT	17-13-6-0	77	03/27	NASHVILLE	W	4-1	28-33-11-5
37	12/30	@ St. Louis	W	2-0	18-13-6-0	78	03/28	@ Minnesota	L	3-4 OT	28-33-11-6
38	01/02	@ St. Louis	W	4-1	19-13-6-0	79	03/30	EDMONTON	T	4-4 OT	28-33-12-6
39	01/04	@ Nashville	T	3-3 OT	19-13-7-0	80	04/03	@ St. Louis	W	6-4	29-33-12-6
40	01/05	DETROIT	L	3-4 OT	19-13-7-1	81	04/04	ST. LOUIS	T	2-2 OT	29-33-13-6
41	01/08	Arizona	T	0-0 OT	19-13-8-1	82	04/06	DETROIT	W	4-3 OT	30-33-13-6

TRADITION

RECORDS

PLAYOFFS

HISTORY

PLAYERS

PLAYER	GP	G	A	PTS	PIM	HENRY, BURKE	16	0	2	2	9
SULLIVAN, STEVE	82	26	35	61	42	QUE, TODD	5	0	1	1	0
ZHAMNOV, ALEX	74	15	45	58	70	WHITE, PETER	6	0	1	1	0
DAZE, ERIC	54	22	22	44	14	*HELENIUS, SAMI	10	0	1	1	28
CALDER, KYLE	82	15	27	42	40	WALK, GARRY	16	0	1	1	6
ARNASON, TYLER	82	19	20	39	20	MCLEAN, BRETT	2	0	0	0	0
FLEURY, THEOREN	54	12	21	33	77	DEBRUSK, LOUIE	4	0	0	0	7
BEREZIN, SERGEI	66	18	13	31	8	ANDERSON, CRAIG	6	0	0	0	0
BELL, MARK	82	14	15	29	113	LEIGHTON, MICHAEL	8	0	0	0	0
*HOUISLEY, PHIL	57	6	23	29	24	PASSMORE, STEVE	11	0	0	0	4
DEMPSEY, NATHAN	67	5	23	28	26	VANDEBUSSCHE, RYAN	22	0	0	0	58
*NIKOLISHIN, ANDREI	60	6	15	21	26	THIBAUT, JOCELYN	62	0	0	0	4
*SIMON, CHRIS	61	12	6	18	125						
#THOMAS, STEVE	69	4	13	17	51						
KLEMM, JON	70	2	14	16	44						
KARPOVSEV, ALEXANDER	40	4	10	14	12						
POAPST, STEVE	75	2	11	13	50						
*EASTWOOD, MIKE	53	2	10	12	24						
#DODLEIN, LYLE	65	7	4	11	76						
KOROLEV, IGOR	48	4	5	9	30						
RADULOV, IGOR	7	5	0	5	4						
STRUDWICK, JASON	48	2	3	5	87						
MCCARTHY, STEVE	57	1	4	5	23						
*MIRONOV, BORIS	20	3	1	4	22						
#NYLANDER, MICHAEL	9	0	4	4	4						
THORNTON, SHAWN	13	1	1	2	31						
PLAYER	GP	G	A	PTS	PIM						

* ACQUIRED IN SEASON # TRADED IN SEASON

GOALIES	GP	W	L	T	MINS	GA	SO	AVG
THIBAUT, JOCELYN	62	26	28	7	3,650	144	8	2.37
LEIGHTON, MICHAEL	8	2	3	2	447	21	1	2.82
PASSMORE, STEVE	11	2	5	2	617	38	0	3.70
ANDERSON, CRAIG	6	0	3	2	270	18	0	4.00

HISTORY OF THE BLACKHAWKS

2003-04 CHICAGO BLACKHAWKS

20-43-11-8, 59 POINTS, 5TH CENTRAL DIVISION

GM	DATE	OPPONENT	RESULT	SCORE	RECORD	GM	DATE	OPPONENT	RESULT	SCORE	RECORD
1	10/08	MINNESOTA	W	1-0	1-0-0-0	42	01/07	@ Minnesota	L	4-7	10-21-7-4
2	10/10	@ Colorado	L	0-5	1-1-0-0	43	01/08	CALGARY	W	3-1	11-21-7-4
3	10/12	LOS ANGELES	L	2-4	1-2-0-0	44	01/11	COLORADO	L	4-5 OT	11-21-7-5
4	10/16	@ Columbus	L	1-2	1-3-0-0	45	01/12	@ St. Louis	L	4-7	11-22-7-5
5	10/18	@ Atlanta	L	2-7	1-4-0-0	46	01/14	@ Detroit	L	2-4	11-23-7-5
6	10/19	NASHVILLE	W	3-1	2-4-0-0	47	01/18	LOS ANGELES	L	1-2	10-24-7-5
7	10/23	@ San Jose	T	3-3 OT	2-4-1-0	48	01/21	@ Minnesota	L	2-4	11-25-7-5
8	10/25	@ Los Angeles	W	3-2	3-4-1-0	49	01/22	COLUMBUS	W	7-0	12-25-7-5
9	10/26	@ Anaheim	T	1-1 OT	3-4-2-0	50	01/24	@ Columbus	L	3-4	12-26-7-5
10	10/28	@ Arizona	T	2-2 OT	3-4-3-0	51	01/27	@ Vancouver	L	2-3	12-27-7-5
11	10/30	PITTSBURGH	L	0-1	3-5-3-0	52	01/29	@ Edmonton	L	2-5	12-28-7-5
12	11/01	@ St. Louis	W	3-2	4-5-3-0	53	01/30	@ Calgary	W	5-3	13-28-7-5
13	11/02	ANAHEIM	W	3-1	5-5-3-0	54	02/01	@ Montreal	L	4-6	13-29-7-5
14	11/07	@ Nashville	W	2-1	6-5-3-0	55	02/03	@ Toronto	W	4-1	14-29-7-5
15	11/09	COLORADO	L	3-4 OT	6-5-3-1	56	02/11	NASHVILLE	W	5-2	15-29-7-5
16	11/10	@ Detroit	L	0-3	6-6-3-1	57	02/14	BOSTON	W	2-1 OT	16-29-7-5
17	11/12	CALGARY	L	2-6	6-7-3-1	58	02/15	WASHINGTON	L	0-4	16-30-7-5
18	11/14	DETROIT	L	3-4 OT	6-7-3-2	59	02/19	SAN JOSE	L	3-6	16-31-7-5
19	11/16	NY RANGERS	T	2-2 OT	6-7-4-2	60	02/22	ST. LOUIS	W	3-1 OT	17-31-7-5
20	11/18	@ Edmonton	L	2-5	6-8-4-2	61	02/24	@ Philadelphia	L	1-3	17-32-7-5
21	11/20	@ Vancouver	L	2-3 OT	6-8-4-3	62	02/25	@ Columbus	W	4-3	18-32-7-5
22	11/22	@ Calgary	L	1-2	6-9-4-3	63	02/27	COLUMBUS	L	3-4	18-33-7-5
23	11/26	@ San Jose	L	2-3	6-10-4-3	64	02/29	FLORIDA	T	2-2 OT	18-33-8-5
24	11/28	@ Anaheim	L	3-4	6-11-4-3	65	03/01	@ Nashville	T	2-2 OT	18-33-9-5
25	11/29	@ Los Angeles	L	1-3	6-12-4-3	66	03/03	TAMPA BAY	L	3-5	18-34-9-5
26	12/03	BUFFALO	L	2-3	6-13-4-3	67	03/05	ANAHEIM	L	2-5	18-35-9-5
27	12/06	@ NY Islanders	L	2-5	6-14-4-3	68	03/07	EDMONTON	L	3-4 OT	18-35-9-6
28	12/07	Arizona	T	2-2 OT	6-14-5-3	69	03/11	@ New Jersey	L	4-6	18-36-9-6
29	12/11	DETROIT	W	4-3 OT	7-14-5-3	70	03/12	@ Washington	W	4-3	19-36-9-6
30	12/12	@ Dallas	L	0-1	7-15-5-3	71	03/14	DALLAS	L	0-4	19-37-9-6
31	12/14	DALLAS	T	1-1 OT	7-15-6-3	72	03/17	CAROLINA	L	2-3	19-38-9-6
32	12/18	@ Ottawa	L	1-6	7-16-6-3	73	03/19	VANCOUVER	W	4-3 OT	20-38-9-6
33	12/19	@ Detroit	L	2-3	7-17-6-3	74	03/21	Arizona	T	2-2 OT	20-38-10-6
34	12/21	NEW JERSEY	T	2-2 OT	7-17-7-3	75	03/23	@ Colorado	T	2-2 OT	20-39-11-6
35	12/23	ST. LOUIS	W	3-0	8-17-7-3	76	03/25	MINNESOTA	L	2-8	20-39-11-6
36	12/26	COLUMBUS	L	1-4	8-18-7-3	77	03/27	@ St. Louis	L	3-4 OT	20-39-11-7
37	12/28	DETROIT	W	3-0	9-18-7-3	78	03/28	ST. LOUIS	L	1-3	20-40-11-7
38	12/29	@ Pittsburgh	L	0-1	9-19-7-3	79	03/30	@ Nashville	L	2-5	20-41-11-7
39	12/31	VANCOUVER	L	3-4 OT	9-19-7-4	80	04/01	NASHVILLE	L	1-3	20-42-11-7
40	01/02	SAN JOSE	W	2-1	10-19-7-4	81	04/03	@ Arizona	L	1-2	20-42-11-8
41	01/04	EDMONTON	L	3-4	10-20-7-4	82	04/04	@ Dallas	L	2-5	20-43-11-8

PLAYER	GP	G	A	PTS	PIM
ARNASON, TYLER	82	22	33	55	16
BERARD, BRYAN	58	13	34	47	53
BELL, MARK	82	21	24	45	106
RUUTU, TUOMO	82	23	21	44	58
#SILLVAIN, STEVE	56	15	28	43	36
CALDER, KYLE	66	21	18	39	29
MCLEAN, BRETT	76	11	20	31	54
#DEMPSEY, NATHAN	58	8	17	25	30
#ZHAMNOV, ALEX	23	6	12	18	14
NICHOL, SCOTT	75	7	11	18	145
KOROLEV, IGOR	62	3	10	13	22
#NIEMINEN, VILLE	60	2	11	13	40
*VANDERMEER, JIM	23	2	10	12	58
*ROBIDAS, STEPHANE	45	2	10	12	33
DAZE, ERIC	19	4	7	11	0
RADULOV, IGOR	36	4	7	11	18
QUINT, DERON	51	4	7	11	18
YAKUBOV, MIKHAIL	30	1	7	8	8
#KARPONTSYEV, ALEXANDER	24	0	7	7	14
MOEN, TRAVIS	82	4	2	6	142
HENRY, BURKE	23	2	4	6	24
VANDENBUSSCHE, RYAN	65	4	1	5	120
KEITH, MATT	20	2	3	5	10
POAPST, STEVE	53	2	2	4	26
VOROBEV, PAVEL	18	1	3	4	4
PLAYER	GP	G	A	PTS	PIM

MCCARTHY, STEVE	25	1	3	4	8
STRUDWICK, JASON	54	1	3	4	73
*NICKULAS, ERIC	21	1	1	2	8
BARCHUK, ANTON	5	0	2	2	2
LEIGHTON, MICHAEL	34	0	2	2	2
THORNTON, SHAWN	8	1	0	1	23
LAING, QUININ	3	0	1	1	0
BARINKA, MICHAL	9	0	1	1	6
ELLISON, MATT	10	0	1	1	0
KUKKONEN, LASSE	10	0	1	1	4
#KLEMEN, JON	19	0	1	1	20
AITKEN, JOHANNATHAN	41	0	1	1	70
UNDERHILL, MATT	1	0	0	0	0
MUNRO, ADAM	7	0	0	0	2
PASSMORE, STEVE	9	0	0	0	0
THIBAUT, JOCELYN	14	0	0	0	0
ANDERSON, CRAIG	21	0	0	0	4

* ACQUIRED IN SEASON # TRADED IN SEASON

GOALIES	GP	W	L	T	MINS	GA	SO	AVG
ANDERSON, CRAIG	21	6	14	0	1,205	57	1	2.84
THIBAUT, JOCELYN	14	5	7	2	821	39	1	2.85
PASSMORE, STEVE	9	2	6	0	478	23	0	2.89
LEIGHTON, MICHAEL	34	6	18	8	1,988	99	2	2.99
MUNRO, ADAM	7	1	5	1	426	26	0	3.66
UNDERHILL, MATT	1	0	1	0	61	4	0	3.93

TRADITION

RECORDS

PLAYOFFS

HISTORY

PLAYERS

HISTORY OF THE BLACKHAWKS

2005-06 CHICAGO BLACKHAWKS

26-43-13, 65 POINTS, 4TH CENTRAL DIVISION

GM	DATE	OPPONENT	RESULT	SCORE	RECORD	GM	DATE	OPPONENT	RESULT	SCORE	RECORD
1	10/05	ANAHEIM	L	3-5	0-1-0	42	01/00	@ Washington	W	4-3 OT 14-24-4	
2	10/07	SAN JOSE	W	6-3	1-1-0	43	01/01	PHILADELPHIA	L	2-5	14-25-4
3	10/09	COLUMBUS	L	2-3	1-2-0	44	01/03	PITTSBURGH	W	4-1	15-25-4
4	10/11	@ St. Louis	L	1-4	1-3-0	45	01/05	NEW JERSEY	L	2-3 SO	15-25-5
5	10/14	@ Colorado	W	3-2 SO	2-3-0	46	01/07	NY ISLANDERS	L	1-2 OT	15-25-6
6	10/15	@ San Jose	L	3-4	2-4-0	47	01/09	COLORADO	W	4-2	16-25-6
7	10/18	@ Vancouver	L	2-6	2-5-0	48	01/20	@ Minnesota	L	1-4	16-26-6
8	10/25	MINNESOTA	W	4-2	3-5-0	49	01/22	MINNESOTA	L	2-3	16-27-6
9	10/25	@ Nashville	L	3-5	3-6-0	50	01/26	CALGARY	W	2-0	17-27-6
10	10/27	@ Detroit	L	2-5	3-7-0	51	01/29	CALGARY	L	3-5	17-28-6
11	10/29	DETROIT	L	2-4	3-8-0	52	02/02	@ St. Louis	L	5-6 SO	17-28-7
12	11/01	@ Detroit	L	1-4	3-9-0	53	02/04	@ Nashville	L	0-6	17-29-7
13	11/02	@ St. Louis	W	6-5 OT	4-9-0	54	02/07	@ Arizona	W	3-1	18-29-7
14	11/04	@ Dallas	L	1-9	4-10-0	55	02/08	@ San Jose	L	1-2	18-30-7
15	11/06	Arizona	W	2-1 OT	5-10-0	56	02/11	@ Los Angeles	L	4-5 OT	18-31-8
16	11/07	@ St. Louis	W	4-2	6-10-0	57	02/12	@ Anaheim	L	1-4	18-31-8
17	11/11	LOS ANGELES	L	2-4	6-11-0	58	03/01	NASHVILLE	W	3-0	19-31-8
18	11/15	EDMONTON	W	3-1	7-11-0	59	03/03	VANCOUVER	L	4-5 SO	19-31-9
19	11/18	@ Calgary	W	5-2	8-11-0	60	03/05	DALLAS	L	2-7	19-32-9
20	11/19	@ Edmonton	W	4-3	9-11-0	61	03/07	@ Columbus	W	3-1	20-32-9
21	11/22	@ Vancouver	L	1-3	9-12-0	62	03/09	COLORADO	L	1-2	20-33-9
22	11/26	@ Los Angeles	L	2-3	9-13-0	63	03/11	@ Detroit	L	4-6	20-34-9
23	11/27	@ Anaheim	L	1-3	9-14-0	64	03/12	DETROIT	L	3-5	20-35-9
24	11/30	LOS ANGELES	W	3-2	10-14-0	65	03/15	COLUMBUS	W	3-2	21-35-9
25	12/02	@ Tampa Bay	L	2-3 SO	10-14-1	66	03/17	ANAHEIM	L	1-2	21-36-9
26	12/03	@ Florida	L	3-4 OT	10-14-2	67	03/19	Arizona	L	2-3	21-37-9
27	12/07	NY RANGERS	W	2-1 OT	11-14-2	68	03/23	@ Arizona	L	3-4	21-38-9
28	12/11	@ Atlanta	W	5-4 SO	12-14-2	69	03/24	@ Dallas	L	2-3 SO	21-39-10
29	12/13	@ Carolina	L	3-5	12-15-2	70	03/26	SAN JOSE	L	4-5 OT	21-39-11
30	12/15	@ Nashville	L	3-5	12-16-2	71	03/29	ST. LOUIS	W	3-2 OT	22-39-11
31	12/16	ST. LOUIS	W	5-1	13-16-2	72	03/31	@ Detroit	W	3-2 OT	23-39-11
32	12/18	DALLAS	L	3-5	13-17-2	73	04/01	@ Columbus	L	2-5	23-39-11
33	12/21	NASHVILLE	L	1-6	13-18-2	74	04/03	@ Colorado	L	3-4	23-40-11
34	12/23	DETROIT	L	2-3 OT	13-18-3	75	04/05	NASHVILLE	W	4-3	24-40-11
35	12/26	@ Columbus	L	3-4 OT	13-18-4	76	04/07	EDMONTON	L	3-4 OT	24-40-12
36	12/28	ST. LOUIS	L	1-2	13-19-4	77	04/08	@ Nashville	L	1-2 SO	24-41-13
37	12/30	COLUMBUS	L	2-3	13-20-4	78	04/11	@ Minnesota	L	0-2	24-41-15
38	01/02	@ Calgary	L	2-3	13-21-4	79	04/13	DETROIT	L	3-7	24-42-15
39	01/03	@ Edmonton	L	0-5	13-22-4	80	04/15	@ Columbus	L	2-5	24-43-15
40	01/05	VANCOUVER	L	2-3	13-23-4	81	04/16	COLUMBUS	W	4-3	25-43-15
41	01/08	NASHVILLE	L	1-5	13-24-4	82	04/18	ST. LOUIS	W	3-2 OT	26-43-15

NOTE: 2005-06 was the first season in which games were determined by a shootout if they were undecided after regulation and a 5-minute, 4-on-4 overtime period.

PLAYER	GP	G	A	PTS	PIM	PLAYER	GP	G	A	PTS	PIM
CALDER, KYLE	79	26	33	59	52	#BABCHUK, ANTON	17	2	3	5	16
BELL, MARK	82	25	23	48	107	BYFUGLIEN, DUSTIN	25	3	2	5	24
#HARNASON, TYLER	60	13	28	41	40	RUKUTU, TUOMAS	15	2	3	5	31
*VRBATA, RADIM	45	13	21	34	16	#YAKUBOV, MIKHAIL	10	1	2	3	8
BOURQUE, RENE	77	16	18	34	56	#SIMPSON, TODD	45	0	3	3	116
SEABROOK, BRENT	69	5	27	32	60	MORGAN, JASON	7	1	1	2	6
LAPORTE, MARTIN	62	14	17	31	106	BROWN, MIKE	2	0	1	1	9
*SHARP, PATRICK	50	9	14	23	36	#RICHMOND, DANNY	10	0	0	0	18
BARNABY, MATTHEW	82	8	20	28	178	BARINKA, MICHAL	25	0	1	1	20
#SPACEK, JAROSLAV	45	7	17	24	72	KEITH, MATT	2	0	0	0	0
VANDERMEER, JIM	76	6	18	24	116	DAZE, ERIC	1	0	0	0	2
VOROBEV, PAVEL	39	9	12	21	34	ST. PIERRE, MARTIN	2	0	0	0	0
KEITH, DUNCAN	81	9	12	21	79	BARKER, CAM	1	0	0	0	0
HOLMOVIST, MICHAEL	72	10	10	20	16	THORNTON, SHAWN	10	0	0	0	16
*BOCHENSKI, BRANDON	20	2	2	4	8						
CULLEN, MARK	29	7	9	16	2						
#DOWD, JIM	60	3	12	15	38						
BROWN, CURTIS	71	5	10	15	38						
HELLISON, MATT	26	3	9	12	17						
#HILBERT, ANDY	28	5	4	9	22						
WISNIENSKI, JAMES	19	2	5	7	36						
CULLMORE, JASSEN	54	1	6	7	53						
*BARTOVIC, MILAN	24	1	6	7	8						
AUCOIN, ADRIAN	33	1	5	6	38						

* ACQUIRED IN SEASON # TRADED IN SEASON

GOALIES	GP	W	L	T	MINS	GA	SO	AVG
KHABIBULIN, NIKOLAI	50	17	26	6	2,815	157	0	.886
ANDERSON, CRAIG	29	6	12	4	1,553	86	1	.886
MUNRO, ADAM	10	3	5	2	501	25	1	.893
CRAWFORD, COREY	2	0	0	1	86	5	0	.878

HISTORY OF THE BLACKHAWKS

2006-07 CHICAGO BLACKHAWKS

31-42-9, 71 POINTS, 5TH CENTRAL DIVISION

GM	DATE	OPPONENT	RESULT	SCORE	RECORD	GM	DATE	OPPONENT	RESULT	SCORE	RECORD	
1	10/05	@ Nashville	W	8-6	1-0-0	42	01/07	Arizona	L	2-4	17-20-5	
2	10/07	COLUMBUS	L	4-5	1-1-0	43	01/00	BUFFALO	L	1-2	17-21-5	
3	10/12	NASHVILLE	W	3-1	2-1-0	44	01/03	@ Detroit	L	3-6	17-22-5	
4	10/14	@ St. Louis	L	3-4	2-2-0	45	01/04	MINNESOTA	L	3-4	17-23-6	
5	10/16	@ Colorado	W	5-3	3-2-0	46	01/06	COLUMBUS	L	4-5	17-24-7	
6	10/18	MONTREAL	W	2-1	4-2-0	47	01/09	MINNESOTA	L	0-3	17-25-7	
7	10/20	@ Dallas	L	4-5	4-3-0	48	01/20	@ Nashville	L	3-6	17-24-7	
8	10/21	ST. LOUIS	L	3-4	4-4-0	49	01/26	NASHVILLE	L	1-3	17-25-7	
9	10/25	VANCOUVER	L	0-5	4-5-0	50	01/28	CALGARY	W	4-3	18-25-7	
10	10/28	ANAHEIM	L	0-3	4-6-0	51	02/01	@ Los Angeles	W	3-2	19-25-7	
11	10/30	@ Philadelphia	L	0-3	4-7-0	52	02/03	@ San Jose	L	2-4	19-26-7	
12	10/31	@ NY Islanders	L	2-5	4-8-0	53	02/06	@ Calgary	W	3-2	20-26-7	
13	11/02	DETROIT	L	1-2	4-9-0	54	02/07	@ Vancouver	W	3-0	21-26-7	
14	11/09	@ New Jersey	L	1-2	5-0	4-9-1	55	02/09	@ Edmonton	L	1-2	21-27-7
15	11/10	ST. LOUIS	W	3-1	5-1-1	56	02/11	@ Columbus	W	5-4	22-27-7	
16	11/12	COLUMBUS	W	1-0	6-1-1	57	02/14	@ Pittsburgh	L	4-5	22-27-8	
17	11/16	@ Arizona	L	2-3	5-0	6-2	58	02/16	VANCOUVER	L	1-2	22-27-9
18	11/17	@ Anaheim	W	4-3	5-0	7-2	59	02/18	@ NY Rangers	L	1-2	22-28-9
19	11/19	@ Vancouver	L	1-2	7-3-0	60	02/21	@ Detroit	L	2-4	22-29-9	
20	11/22	@ Calgary	L	1-4	7-4-0	61	02/22	SAN JOSE	L	0-2	22-30-9	
21	11/24	@ Edmonton	L	1-5	7-5-2	62	02/25	ST. LOUIS	W	5-1	23-30-9	
22	11/29	DALLAS	W	2-1	8-5-2	63	02/27	DETROIT	L	1-4	23-31-9	
23	12/01	ST. LOUIS	W	5-2	9-5-2	64	03/01	COLORADO	L	1-6	23-32-9	
24	12/02	@ Nashville	W	4-3	10-5-2	65	03/02	@ Detroit	L	2-6	23-33-9	
25	12/05	@ Minnesota	L	2-3	10-6	5	66	03/04	OTTAWA	W	4-3	24-33-9
26	12/07	Arizona	L	1-2	10-7	5	67	03/06	LOS ANGELES	W	3-0	25-33-9
27	12/09	@ Minnesota	L	4-5	10-8	5	68	03/00	@ Arizona	W	7-5	26-33-9
28	12/10	EDMONTON	W	4-1	11-8	5	69	03/03	@ San Jose	L	1-7	26-34-9
29	12/12	@ St. Louis	W	3-2	12-8	5	70	03/05	@ Los Angeles	W	4-3	27-34-9
30	12/14	DETROIT	L	2-3	12-9	5	71	03/06	@ Anaheim	L	2-5	27-35-9
31	12/16	@ Columbus	W	6-4	13-9	5	72	03/20	@ Columbus	L	2-5	27-36-9
32	12/17	COLORADO	W	2-1	14-9	5	73	03/21	SAN JOSE	L	1-4	27-37-9
33	12/20	NASHVILLE	L	1-2	14-10	5	74	03/23	LOS ANGELES	L	1-2	27-38-9
34	12/22	TORONTO	W	3-1	15-10	5	75	03/25	CALGARY	L	2-3	27-39-9
35	12/23	@ Colorado	L	2-3	15-11	5	76	03/28	ANAHEIM	L	1-3	27-40-9
36	12/26	DALLAS	W	2-1	16-11	5	77	03/30	COLUMBUS	W	3-1	28-40-9
37	12/29	BOSTON	L	3-5	16-12	5	78	04/01	EDMONTON	W	2-1	29-40-9
38	12/31	@ Columbus	L	1-3	16-13	5	79	04/03	@ Nashville	W	3-2	30-40-9
39	01/02	@ St. Louis	W	4-1	17-13	5	80	04/05	DETROIT	W	3-2	31-40-9
40	01/04	@ St. Louis	L	0-2	17-14	5	81	04/07	@ Detroit	L	2-7	31-41-9
41	01/05	NASHVILLE	L	3-8	17-15	5	82	04/08	@ Dallas	L	2-3	31-42-9

PLAYER	GP	G	A	PTS	PIM
HAVLAT, MARTIN	56	25	32	57	28
VRBATA, RADIM	77	14	27	41	26
HAMILTON, JEFF	70	18	21	39	22
RUKUTU, TUOMO	71	17	21	38	95
SMOLINSKI, BRYAN	62	14	23	37	29
SHARP, PATRICK	80	20	15	35	74
KEITH, DUNCAN	82	2	29	31	76
ARKHIPOV, DENIS	79	10	17	27	54
LAPORTE, MARTIN	82	13	11	24	98
SEABROOK, BRENT	81	4	20	24	104
BOUROUCHE, RENE	44	7	10	17	38
SALMELAINEN, TONY	57	6	11	17	26
AUCOIN, ADRIAN	59	4	12	16	50
*BONDRA, PETER	37	5	9	14	26
#KUKKONEN, LASSE	54	5	9	14	30
HOLMOVIST, MICHAEL	63	6	7	13	31
WISNIENSKI, JAMES	50	2	8	10	39
HANDZUS, MICHAL	8	3	5	8	6
BARKER, CAM	35	1	7	8	44
VANDERMEER, JIM	46	1	6	7	53
CULLUMORE, JASSEN	65	1	6	7	64
*WILLIAMS, JASON	20	4	2	6	20
MACDONALD, CRAIG	25	3	2	5	14
*STEWART, KARL	37	2	3	5	43
ST. PIERRE, MARTIN	14	1	3	4	8

PLAYER	GP	G	A	PTS	PIM
BYFUGLIEN, DUSTIN	9	1	2	3	10
BICKELL, BRYAN	3	2	0	2	0
#BOCHENSKI, BRANDON	10	2	0	2	2
*ALEKIEV, NIKITA	15	2	0	2	0
NORDQVIST, JONAS	3	0	2	2	2
RICHMOND, DANNY	22	0	2	2	48
CORAZZINI, CARL	7	0	1	1	2
*PARENTEAU, PIERRE	5	0	1	1	2
BOLLAND, DAVID	1	0	0	0	0
FRASER, COLIN	1	0	0	0	2
#KEITH, MATT	2	0	0	0	4
LOW, REED	6	0	0	0	31
BLUNDEN, MICHAEL	9	0	0	0	10
BURISH, ADAM	9	0	0	0	2
KOCL, DAVID	9	0	0	0	88
BROUWER, TROY	10	0	0	0	7

* ACQUIRED IN SEASON # TRADED IN SEASON

GOALIES	GP	W	L	T	MIN	GA	SO	AVG
#CARON, SEBASTIEN	1	1	0	0	60	1	0	1.00
KHABIBULIN, NIKOLAI	60	25	26	5	3,425	163	1	2.86
LALIME, PATRICK	12	4	6	1	645	33	1	3.07
#BOUCHER, BRIAN	15	1	10	3	827	45	1	3.26

TRADITION

RECORDS

PLAYOFFS

HISTORY

PLAYERS

HISTORY OF THE BLACKHAWKS

2007-08 CHICAGO BLACKHAWKS

40-34-8, 88 POINTS, 3RD CENTRAL DIVISION

GM	DATE	OPPONENT	RESULT	SCORE	RECORD	GM	DATE	OPPONENT	RESULT	SCORE	RECORD
1	10/04	@ Minnesota	L	0-1	0-1-0	42	01/08	@ Montreal	L	3-4 OT	19-19-4
2	10/06	DETROIT	W	4-3 SO	1-1-0	43	01/09	DALLAS	L	1-3	19-20-4
3	10/10	SAN JOSE	L	1-2	1-2-0	44	01/11	MINNESOTA	L	2-5	19-21-4
4	10/12	@ Detroit	W	3-2	2-2-0	45	01/15	@ Nashville	W	3-2 SO	20-21-4
5	10/15	DALLAS	W	2-1 OT	3-2-0	46	01/16	ST. LOUIS	W	6-1	21-21-4
6	10/17	ST. LOUIS	L	1-3	3-3-0	47	01/18	@ Colorado	W	2-1 SO	22-21-4
7	10/19	COLORADO	W	5-3	4-3-0	48	01/19	@ Arizona	W	2-1 SO	23-21-4
8	10/20	@ Toronto	W	6-4	5-3-0	49	01/22	@ San Jose	L	2-3	23-22-4
9	10/23	COLUMBUS	L	4-7	5-4-0	50	01/24	COLUMBUS	L	0-1	23-23-4
10	10/25	@ Boston	L	1-3	5-5-0	51	01/30	@ Colorado	L	3-6	23-24-4
11	10/27	ATLANTA	L	2-3	5-6-0	52	02/02	@ San Jose	L	2-3 SO	23-24-5
12	10/31	@ Dallas	W	5-4	6-6-0	53	02/06	@ Edmonton	L	1-4	23-25-5
13	11/03	@ St. Louis	W	3-2	7-6-0	54	02/07	@ Calgary	W	3-1	24-25-5
14	11/04	NASHVILLE	L	2-5	7-7-0	55	02/10	@ Vancouver	L	2-3 SO	24-26-5
15	11/07	COLUMBUS	W	5-2	8-7-0	56	02/13	@ Columbus	W	7-2	25-26-5
16	11/09	ST. LOUIS	W	4-2	9-7-0	57	02/14	@ Nashville	W	6-1	26-26-5
17	11/11	DETROIT	W	3-2	10-7-0	58	02/17	COLORADO	W	2-1	27-26-5
18	11/14	@ Columbus	L	2-4	10-8-0	59	02/19	@ St. Louis	L	1-5	27-26-6
19	11/15	@ Nashville	L	4-5 OT	10-8-1	60	02/20	MINNESOTA	W	3-0	28-26-6
20	11/17	@ Detroit	W	5-3	11-8-1	61	02/23	@ Los Angeles	W	6-5 OT	29-26-6
21	11/22	@ Calgary	W	2-1	12-8-1	62	02/24	@ Anaheim	L	3-6	29-27-6
22	11/24	@ Edmonton	L	2-3 SO	12-8-2	63	02/27	Arizona	W	1-0	30-27-6
23	11/25	@ Vancouver	L	0-2	12-9-2	64	02/28	@ Dallas	L	4-7	30-28-6
24	11/28	TAMPA BAY	W	5-1	13-9-2	65	03/02	VANCOUVER	W	4-1	31-28-6
25	11/30	Arizona	W	6-1	14-9-2	66	03/04	@ Minnesota	W	4-2	32-28-6
26	12/01	@ St. Louis	L	1-3	14-10-2	67	03/05	ANAHEIM	W	3-0	33-28-6
27	12/05	VANCOUVER	L	2-3	14-11-2	68	03/07	SAN JOSE	L	2-3	33-29-6
28	12/07	ANAHEIM	L	3-5	14-12-2	69	03/09	EDMONTON	L	5-6 OT	33-29-7
29	12/09	CALGARY	L	2-3	14-13-2	70	03/11	@ Detroit	L	1-3	33-30-7
30	12/12	LOS ANGELES	W	6-3	15-13-2	71	03/12	CAROLINA	L	0-3	33-31-7
31	12/15	@ Buffalo	L	1-3	15-14-2	72	03/14	@ Columbus	W	6-3	34-31-7
32	12/16	FLORIDA	L	1-3	15-15-2	73	03/16	CALGARY	L	2-4	34-32-7
33	12/19	NASHVILLE	W	5-2	16-15-2	74	03/19	WASHINGTON	W	5-0	35-32-7
34	12/22	@ Ottawa	W	4-3 OT	17-15-2	75	03/22	@ Nashville	L	1-3 SO	35-32-8
35	12/23	EDMONTON	W	3-2	18-15-2	76	03/23	ST. LOUIS	W	4-3 OT	36-32-8
36	12/26	NASHVILLE	W	5-2	19-15-2	77	03/26	@ Columbus	L	0-4	36-33-8
37	12/30	LOS ANGELES	L	2-3 OT	19-15-3	78	03/29	@ St. Louis	W	4-3	37-33-8
38	01/01	@ Los Angeles	L	2-9	19-16-3	79	03/30	COLUMBUS	W	5-4 SO	38-33-8
39	01/03	@ Arizona	L	2-4	19-17-3	80	04/02	DETROIT	W	6-2	39-33-8
40	01/04	@ Anaheim	L	1-2	19-18-3	81	04/04	NASHVILLE	W	3-1	40-33-8
41	01/06	DETROIT	L	1-3	19-19-3	82	04/06	@ Detroit	L	1-4	40-34-8

TRADITION

RECORDS

PLAYOFFS

HISTORY

PLAYERS

PLAYER	GP	G	A	PTS	PIM	PLAYER	GP	G	A	PTS	PIM
KANE, PATRICK	82	21	51	72	52	#JOHANSSON, MAGNUS	18	0	4	4	4
SHARP, PATRICK	80	36	26	62	55	#SAMSONOV, SERGEI	23	0	4	4	6
TOEWS, JONATHAN	64	24	30	54	44	DOWELL, JAKE	19	2	1	3	10
LANG, ROBERT	76	21	33	54	50	*EAGER, BEN	9	0	2	2	27
BYFUGLIEN, DUSTIN	67	19	17	36	59	ADAMS, KEVIN	27	0	2	2	13
WILLIAMS, JASON	43	13	23	36	22	KHABIBULIN, NIKOLAI	5	0	2	2	4
KEITH, DUNCAN	82	12	20	32	56	BROUWER, TROY	2	0	1	1	0
SEABROOK, BRENT	82	9	23	32	90	HJALMARSSON, NIKLAS	13	0	1	1	13
HAVLAT, MARTIN	35	10	17	27	22	BLUNDEN, MIKE	1	0	0	0	0
WISNIEWSKI, JAMES	68	7	19	26	103	BERTI, ADAM	2	0	0	0	0
BOUROQUE, RENE	62	10	14	24	42	BICKELL, BRYAN	4	0	0	0	2
#RUUTU, TUOMO	60	6	15	21	75	FRASER, COLIN	5	0	0	0	7
SOPEL, BRENT	58	1	19	20	28	ST. PIERRE, MARTIN	5	0	0	0	0
BARKER, CAM	45	6	12	18	52	CRAWFORD, COREY	5	0	0	0	0
BOLLAND, DAVE	39	4	13	17	28	RICHMOND, DANNY	7	0	0	0	2
PERREAULT, YANIC	53	9	5	14	24	KOCL, DAVID	18	0	0	0	68
*LADD, ANDREW	20	5	7	12	4	LALIME, PATRICK	32	0	0	0	8
#VANDERMEER, JIM	26	2	7	9	44						
BURISH, ADAM	81	4	4	8	214						
#LAPOINTE, MARTIN	52	3	4	7	47						
*ADAMS, CRAIG	35	2	4	6	24						
SKILLE, JACK	16	3	2	5	0						
ZYUZIN, ANDREI	32	2	3	5	38						
KONTIOLA, PETRI	12	0	5	5	6						
VERSTEEG, KRIS	13	2	2	4	6						
HENDRY, JORDAN	40	1	3	4	22						

* ACQUIRED IN SEASON # TRADED IN SEASON

GOALIES	GP	W	L	T	MINS	GA	SO	AVG
KHABIBULIN, NIKOLAI	50	23	20	6	2,892	127	2	2.63
LALIME, PATRICK	32	16	12	2	1,828	86	1	2.82
CRAWFORD, COREY	5	1	2	0	224	8	1	2.14

HISTORY OF THE BLACKHAWKS

2008-09 CHICAGO BLACKHAWKS

46-24-12, 104 POINTS, 2ND CENTRAL DIVISION

GM	DATE	OPPONENT	RESULT	SCORE	RECORD	GM	DATE	OPPONENT	RESULT	SCORE	RECORD		
1	10/30	@ NY Rangers	L	2-4	0-1-0	42	01/06	NY RANGERS	L	2-3	OT	24-10-8	
2	10/31	@ Washington	L	2-4	0-2-0	43	01/07	@ St. Louis	W	2-1	OT	25-10-8	
3	10/15	NASHVILLE	L	2-3	SO	0-2-1	44	01/09	MINNESOTA	L	1-4		25-11-8
4	10/15	Arizona	W	4-1	1-2-1	45	01/21	ST. LOUIS	L	0-2		25-12-8	
5	10/18	@ St. Louis	L	3-4	SO	1-2-2	46	01/28	@ Anaheim	W	3-2		26-12-8
6	10/19	VANCOUVER	W	4-2	2-2-2	47	01/29	@ Los Angeles	L	2-5		26-13-8	
7	10/22	EDMONTON	W	3-0	3-2-2	48	01/31	@ San Jose	W	4-2		27-13-8	
8	10/25	DETROIT	L	5-6	SO	3-2-3	49	02/03	@ Edmonton	W	3-1		28-13-8
9	10/27	@ Minnesota	L	2-3	3-3-3	50	02/05	@ Calgary	W	5-2		29-13-8	
10	10/31	DALLAS	W	5-2	4-3-3	51	02/07	@ Vancouver	L	3-7		29-14-8	
11	11/01	@ Columbus	W	4-3	SO	5-3-3	52	02/11	@ Atlanta	W	3-1		30-14-8
12	11/03	COLORADO	W	6-2	6-3-3	53	02/13	@ St. Louis	L	0-1		30-15-8	
13	11/09	CALGARY	W	6-1	7-3-3	54	02/14	DALLAS	W	6-2		31-15-8	
14	11/12	BOSTON	L	1-2	SO	7-3-4	55	02/17	@ Tampa Bay	W	5-3		32-15-8
15	11/14	ST. LOUIS	L	3-4	OT	7-3-5	56	02/19	@ Florida	W	4-0		33-15-8
16	11/16	SAN JOSE	L	5-6	7-4-5	57	02/21	@ Dallas	W	3-1		34-15-8	
17	11/18	@ Arizona	W	3-2	SO	8-4-5	58	02/22	MINNESOTA	L	1-2		34-16-8
18	11/20	@ Dallas	W	6-3	9-4-5	59	02/24	@ Nashville	L	3-5		34-17-8	
19	11/22	@ Toronto	W	5-4	OT	10-4-5	60	02/27	PITTSBURGH	L	4-3	OT	34-17-9
20	11/26	@ San Jose	L	2-3	OT	10-4-6	61	03/01	MINNESOTA	W	4-2		35-17-9
21	11/28	@ Anaheim	L	0-1	10-5-6	62	03/03	ANAHEIM	W	3-2	OT	36-17-9	
22	11/29	@ Los Angeles	L	2-5	10-6-6	63	03/07	@ Boston	L	3-5		36-18-9	
23	12/03	ANAHEIM	W	4-2	11-6-6	64	03/08	COLORADO	L	1-5		36-19-9	
24	12/06	@ Detroit	L	4-5	SO	11-6-7	65	03/11	CAROLINA	W	3-2	SO	37-19-9
25	12/07	Arizona	W	7-1	12-6-7	66	03/15	COLUMBUS	L	3-5		37-20-9	
26	12/10	OTTAWA	W	2-0	13-6-7	67	03/15	NY ISLANDERS	L	2-4		37-21-9	
27	12/12	@ Colorado	W	4-3	14-6-7	68	03/17	@ New Jersey	L	2-3		37-22-9	
28	12/14	COLUMBUS	W	3-1	15-6-7	69	03/18	@ Columbus	L	3-4	OT	37-23-9	
29	12/16	@ Edmonton	W	9-2	16-6-7	70	03/20	EDMONTON	L	4-5	SO	37-24-9	
30	12/19	@ Calgary	W	3-2	OT	17-6-7	71	03/22	NY ANGELLES	W	4-1		38-24-9
31	12/20	@ Vancouver	W	3-1	18-6-7	72	03/25	SAN JOSE	W	6-5	SO	39-24-9	
32	12/26	PHILADELPHIA	W	5-1	19-6-7	73	03/27	NEW JERSEY	W	3-2	OT	40-24-9	
33	12/28	@ Minnesota	W	4-1	20-6-7	74	03/29	VANCOUVER	L	0-4		40-25-9	
34	12/30	@ Detroit	L	0-4	20-7-7	75	03/31	@ Montreal	L	1-4		40-26-9	
35	01/01	DETROIT**	L	4-6	20-8-7	76	04/01	ST. LOUIS	W	3-1		41-24-9	
36	01/04	CALGARY	W	5-2	21-8-7	77	04/03	NASHVILLE	W	3-1		42-24-9	
37	01/06	@ Arizona	W	6-0	22-8-7	78	04/05	@ Columbus	W	1-0	OT	43-24-9	
38	01/08	@ Colorado	L	1-2	22-9-7	79	04/07	@ Nashville	W	4-2		44-24-9	
39	01/10	@ Nashville	L	1-4	22-10-7	80	04/08	COLUMBUS	L	3-4	SO	44-24-12	
40	01/11	NASHVILLE	W	3-1	23-10-7	81	04/11	@ Detroit	W	4-2		45-24-12	
41	01/14	BUFFALO	W	4-1	24-10-7	82	04/12	DETROIT	W	3-0		46-24-12	

** 2009 Winter Classic game played at Wrigley Field

PLAYER	GP	G	A	PTS	PIM	PLAYER	GP	G	A	PTS	PIM
HAVLAT, MARTIN	81	29	48	77	30	PELLETIER, PASCAL	7	0	0	0	0
KANE, PATRICK	80	25	45	70	42	HUET, CRISTOBAL	41	0	0	0	2
TOEWS, JONATHAN	82	34	35	69	51	HENDRY, JORDAN	9	0	0	0	4
VERSTEEG, KRIS	78	22	31	53	55	BRENTI, TIM	2	0	0	0	2
CAMPBELL, BRIAN	82	7	45	52	22	NIEMI, ANTTI	3	0	0	0	0
LADD, ANDREW	82	15	34	49	28						
BOLLAND, DAVE	81	19	28	47	52						
SHARP, PATRICK	61	26	18	44	41						
KEITH, DUNCAN	77	8	36	44	60						
BARKER, CAM	68	6	34	40	65						
BYFUGLIEN, DUSTIN	77	15	16	31	81						
BROUWER, TROY	69	10	16	26	50						
SEABROOK, BRENT	82	8	18	26	62						
FRASER, COLIN	81	6	11	17	55						
EAGER, BEN	75	11	4	15	161						
WALKER, MATT	65	1	13	14	79						
#WISNIEWSKI, JAMES	31	2	11	13	14						
BURISH, ADAM	66	6	3	9	93						
JOHNSON, AARON	38	3	5	8	33						
# ADAMS, CRAIG	36	2	4	6	22						
*PAHLSSON, SAMUEL	13	2	1	3	2						
HJALMARSSON, NIKLAS	21	1	2	3	0						
SOPEL, BRENT	23	1	1	2	8						
SKILLE, JACK	8	1	0	1	5						
KHABIBULIN, NIKOLAI	42	0	2	2	8						
DOWELL, JAKE	1	0	0	0	2						

* ACQUIRED IN SEASON # TRADED IN SEASON

GOALIES	GP	W	L	OTL	MIN	GA	SO	AVG
KHABIBULIN, NIKOLAI	50	23	20	7	2,467	96	3	2.33
HUET, CRISTOBAL	32	16	12	4	2,351	99	3	2.53
NIEMI, ANTTI	3	1	1	1	141	8	0	3.40

TRADITION

RECORDS

PLAYOFFS

HISTORY

PLAYERS

HISTORY OF THE BLACKHAWKS

2009-10 CHICAGO BLACKHAWKS

52-22-8, 112 POINTS, 1ST CENTRAL DIVISION

GM	DATE	OPPONENT	RESULT	SCORE	RECORD	GM	DATE	OPPONENT	RESULT	SCORE	RECORD		
1	10/02	FLORIDA*	L	3-4	SO	0-0-1	42	01/03	ANAHEIM	W	5-2	29-10-3	
2	10/03	@ Florida*	W	4-0	1-0-1	43	01/05	MINNESOTA	W	4-1	30-10-3		
3	10/08	@ Detroit	L	2-3	1-1-1	44	01/07	@ Boston	W	5-2	31-10-3		
4	10/10	COLORADO	W	4-3	SO	2-1-1	45	01/09	@ Minnesota	L	5-6	SO	31-10-4
5	10/12	CALGARY	W	6-5	OT	3-1-1	46	01/10	ANAHEIM	L	1-3	31-11-4	
6	10/14	EDMONTON	W	4-3	4-1-1	47	01/14	COLUMBUS	W	3-0	32-11-4		
7	10/15	@ Nashville	W	3-1	5-1-1	48	01/16	@ Columbus	W	6-5	33-11-4		
8	10/17	@ Dallas	L	3-4	5-2-1	49	01/17	@ Detroit	W	4-3	SO	34-11-4	
9	10/21	VANCOUVER	L	2-3	5-3-1	50	01/19	@ Ottawa	L	1-4	34-12-4		
10	10/24	NASHVILLE	W	2-0	6-3-1	51	01/21	@ Calgary	W	3-1	35-12-4		
11	10/26	MINNESOTA	W	3-1	7-3-1	52	01/23	@ Vancouver	L	1-5	35-13-4		
12	10/29	@ Nashville	L	0-2	7-4-1	53	01/26	@ Edmonton	W	4-2	36-13-4		
13	10/30	MONTREAL	W	3-2	8-4-1	54	01/28	@ San Jose	W	4-3	OT	37-13-4	
14	11/05	@ Arizona	L	1-3	8-5-1	55	01/30	@ Carolina	L	2-4	37-14-4		
15	11/06	@ Colorado	L	3-4	SO	8-5-2	56	02/03	ST. LOUIS	L	2-3	37-15-4	
16	11/09	LOS ANGELES	W	4-1	9-5-2	57	02/05	Arizona	L	1-2	SO	37-15-5	
17	11/11	COLORADO	W	3-2	SO	10-5-2	58	02/06	@ St. Louis	W	2-1	38-15-5	
18	11/13	TORONTO	W	3-2	11-5-2	59	02/09	DALLAS	W	4-3	SO	39-15-5	
19	11/15	SAN JOSE	W	4-3	OT	12-5-2	60	02/13	ATLANTA	W	5-4	SO	40-15-5
20	11/19	@ Calgary	W	7-1	13-5-2	61	02/14	@ Detroit	W	5-4	SO	41-15-5	
21	11/21	@ Edmonton	W	5-2	14-5-2	62	03/02	@ NY Islanders	L	3-5	41-16-5		
22	11/22	@ Vancouver	W	1-0	15-5-2	63	03/05	EDMONTON	W	5-2	42-16-5		
23	11/25	@ San Jose	W	7-2	16-5-2	64	03/05	VANCOUVER	W	6-3	43-16-5		
24	11/27	@ Anaheim	L	0-3	16-6-2	65	03/07	DETROIT	L	4-5	43-17-5		
25	11/28	@ Los Angeles	L	1-2	SO	16-6-3	66	03/10	LOS ANGELES	W	3-2	OT	44-17-5
26	12/01	COLUMBUS	W	4-3	SO	17-6-3	67	03/13	@ Philadelphia	L	2-3	44-18-5	
27	12/04	NASHVILLE	L	1-4	17-7-3	68	03/14	WASHINGTON	L	3-4	OT	44-18-6	
28	12/05	@ Pittsburgh	W	2-1	OT	18-7-3	69	03/17	@ Anaheim	L	2-4	44-19-6	
29	12/09	NY RANGERS	W	2-1	OT	19-7-3	70	03/18	@ Los Angeles	W	3-0	45-19-6	
30	12/11	@ Buffalo	L	1-2	19-8-3	71	03/20	@ Arizona	L	4-5	SO	45-19-7	
31	12/13	TAMPA BAY	W	4-0	20-8-3	72	03/23	Arizona	W	2-0	46-19-7		
32	12/16	ST. LOUIS	W	3-0	21-8-3	73	03/25	@ Columbus	L	3-8	46-20-7		
33	12/18	BOSTON	W	5-4	SO	22-8-3	74	03/28	COLUMBUS	L	2-4	47-21-7	
34	12/20	DETROIT	W	3-0	23-8-3	75	03/30	@ St. Louis	L	2-4	46-22-7		
35	12/22	SAN JOSE	L	2-3	23-9-3	76	03/31	@ Minnesota	W	4-0	47-22-7		
36	12/23	@ Detroit	W	3-0	24-9-3	77	04/02	@ New Jersey	W	2-1	SO	48-22-7	
37	12/26	@ Nashville	W	4-1	25-9-3	78	04/04	CALGARY	W	4-1	49-22-7		
38	12/27	NASHVILLE	W	5-4	26-9-3	79	04/06	@ Dallas	W	5-2	50-22-7		
39	12/29	@ Dallas	L	4-5	26-10-3	80	04/07	ST. LOUIS	W	6-5	51-22-7		
40	12/31	NEW JERSEY	W	5-1	27-10-3	81	04/09	@ Colorado	W	5-2	52-22-7		
41	01/02	@ St. Louis	W	6-3	28-10-3	82	04/11	DETROIT	L	2-3	OT	52-22-8	

* Game played in Helsinki, Finland, as part of the 2009 NHL Premiere.

TRADITION
RECORDS
PLAYOFFS
HISTORY
PLAYERS

PLAYER	GP	G	A	PTS	PIM	PLAYER	GP	G	A	PTS	PIM
KANE, PATRICK	82	30	58	88	20	#EBBETT, ANDREW	10	1	0	1	2
KEITH, DUNCAN	82	14	55	69	51	*BOYNTON, NICK	7	0	1	1	12
TOEWS, JONATHAN	76	25	43	68	47	NIEMI, ANTTI	39	0	1	1	0
SHARP, PATRICK	82	25	41	66	28	#MOLENAK, RADEK	1	0	0	0	5
HOSSA, MARIAN	57	24	27	51	18	HUET, CRISTOBAL	48	0	0	0	4
VERSTEEG, KRIS	79	20	24	44	35	CRAWFORD, COREY	1	0	0	0	0
BROUWER, TROY	78	22	18	40	66						
LADD, ANDREW	82	17	21	38	67						
CAMPBELL, BRIAN	68	7	31	38	18						
BYFLUGLIEN, DUSTIN	82	17	17	34	94						
SEABROOK, BRENT	78	4	26	39	59						
MADDEN, JOHN	79	10	13	23	12						
KOPECKY, TOMAS	74	10	11	21	28						
FRASER, COLIN	70	7	12	19	44						
HJALMARSSON, NIKLAS	77	2	15	17	20						
EAGER, BEN	60	7	9	16	120						
BOLLAND, DAVE	39	6	10	16	28						
#BARKER, CAM	51	4	10	14	58						
HENDRY, JORDAN	45	2	6	8	10						
SOPEL, BRENT	75	1	7	8	34						
BICKELL, BRYAN	16	3	1	4	5						
BURISH, ADAM	13	1	3	4	14						
*JOHNSON, KIM	8	1	2	3	4						
SKILLE, JACK	6	1	1	2	0						
DOWELL, JAKE	3	1	1	2	5						

GOALIES	GP	W	L	OTL	MINS	GA	SO	AVG
HUET, CRISTOBAL	48	26	14	4	2,731	114	4	2.50
NIEMI, ANTTI	39	26	7	4	2,190	82	7	2.25
CRAWFORD, COREY	1	0	1	0	59	3	0	3.05

* ACQUIRED IN SEASON # TRADED IN SEASON

HISTORY OF THE BLACKHAWKS

2010-11 CHICAGO BLACKHAWKS

44-29-9, 97 POINTS, 3RD CENTRAL DIVISION

GM	DATE	OPPONENT	RESULT	SCORE	RECORD	GM	DATE	OPPONENT	RESULT	SCORE	RECORD
1	10/07	@ Colorado	L	3-4 OT	0-0-1	42	01/05	DALLAS	L	2-4	21-8-3
2	10/09	DETROIT	L	2-3	0-1-1	43	01/07	OTTAWA	W	3-2 SO	22-8-3
3	10/11	@ Buffalo	W	4-3	1-1-1	44	01/09	NY ISLANDERS	W	5-0	23-8-3
4	10/13	NASHVILLE	L	2-3	1-2-1	45	01/12	COLORADO	W	4-0	24-8-3
5	10/15	@ Columbus	W	5-2	2-2-1	46	01/15	@ Nashville	L	2-3 SO	24-8-4
6	10/16	BUFFALO	W	4-3	3-2-1	47	01/16	NASHVILLE	W	6-3	25-8-4
7	10/18	ST. LOUIS	W	3-2 OT	4-2-1	48	01/22	@ Detroit	W	4-1	26-8-4
8	10/20	VANCOUVER	W	2-1 SO	5-2-1	49	01/23	PHILADELPHIA	L	1-4	26-9-4
9	10/22	@ St. Louis	L	2-4	5-3-1	50	01/25	MINNESOTA	L	2-4	26-20-4
10	10/23	COLUMBUS	L	2-3	5-4-1	51	02/01	@ Columbus	W	7-4	27-20-4
11	10/27	LOS ANGELES	W	3-1	6-4-1	52	02/04	@ Vancouver	L	3-4	27-21-4
12	10/29	EDMONTON	L	4-7	6-5-1	53	02/07	@ Calgary	L	1-3	27-22-4
13	10/30	@ Minnesota	W	3-1	7-5-1	54	02/09	@ Edmonton	W	4-1	28-22-4
14	11/01	@ NY Rangers	L	2-3	7-6-1	55	02/11	@ Dallas	L	3-4 SO	28-23-5
15	11/03	NEW JERSEY	L	3-5	7-7-1	56	02/12	@ Arizona	L	2-3 SO	28-22-6
16	11/06	@ Atlanta	W	5-4 SO	8-7-1	57	02/16	MINNESOTA	W	3-1	29-22-6
17	11/07	EDMONTON	L	1-2	8-8-1	58	02/18	COLUMBUS	L	3-4	29-23-6
18	11/10	Arizona	L	1-2	8-9-1	59	02/20	PITTSBURGH	W	3-2 SO	30-23-6
19	11/13	@ Nashville	L	3-4 SO	8-9-2	60	02/21	@ St. Louis	W	5-3	31-23-6
20	11/14	ANAHEIM	W	3-2 OT	9-9-2	61	02/24	@ Nashville	W	3-0	32-23-6
21	11/17	@ Edmonton	W	5-0	10-9-2	62	02/27	Arizona	W	4-3 SO	33-23-6
22	11/19	@ Calgary	L	2-7	10-10-2	63	02/28	@ Minnesota	W	4-2	34-23-6
23	11/20	@ Vancouver	W	7-1	11-10-2	64	03/02	CALGARY	W	6-4	35-23-6
24	11/24	@ San Jose	L	2-5	11-11-2	65	03/04	CAROLINA	W	5-2	36-23-6
25	11/26	@ Anaheim	W	4-1	12-11-2	66	03/05	@ Toronto	W	5-3	37-23-6
26	11/27	@ Los Angeles	W	2-1	13-11-2	67	03/08	@ Florida	L	2-3	37-24-6
27	11/30	ST. LOUIS	W	7-5	14-11-2	68	03/09	@ Tampa Bay	L	3-4 SO	37-24-7
28	12/03	VANCOUVER	L	0-3	14-12-2	69	03/13	@ Washington	L	3-4 OT	37-24-8
29	12/05	CALGARY	W	4-2	15-12-2	70	03/14	SAN JOSE	W	6-3	38-24-8
30	12/08	DALLAS	W	5-3	16-12-2	71	03/17	@ Dallas	L	0-5	38-25-8
31	12/11	@ San Jose	L	1-2 OT	16-13-2	72	03/20	@ Arizona	W	2-1	39-25-8
32	12/13	@ Colorado	L	5-7	16-13-3	73	03/23	FLORIDA	W	4-0	40-25-8
33	12/15	COLORADO	L	3-4	16-14-3	74	03/26	ANAHEIM	L	1-2	40-26-8
34	12/17	DETROIT	W	4-1	17-14-3	75	03/28	@ Detroit	L	3-2 OT	41-26-8
35	12/19	LOS ANGELES	W	3-2	18-14-3	76	03/29	@ Boston	L	0-3	41-27-8
36	12/22	NASHVILLE	W	4-1	19-14-3	77	04/01	@ Columbus	W	4-3 SO	42-27-8
37	12/26	COLUMBUS	W	4-1	20-14-3	78	04/03	TAMPA BAY	L	0-2	42-28-8
38	12/28	@ St. Louis	L	1-3	20-15-3	79	04/05	@ Montreal	L	1-2 OT	42-28-9
39	12/30	SAN JOSE	L	3-5	20-16-3	80	04/06	ST. LOUIS	W	4-3 OT	43-28-9
40	01/02	@ Anaheim	L	1-2	20-17-3	81	04/08	@ Detroit	W	4-2	44-28-9
41	01/03	@ Los Angeles	W	4-3	21-17-3	82	04/10	DETROIT	L	3-4	44-29-9

PLAYER	GP	G	A	PTS	PIM
TOEWS, JONATHAN	80	32	44	76	26
KANE, PATRICK	75	27	46	73	28
SHARP, PATRICK	74	34	37	71	38
HOSSA, MARIAN	65	25	32	57	32
SEABROOK, BRENT	82	9	39	48	47
KEITH, DUNCAN	82	7	38	45	22
KOPECKY, TOMAS	81	15	27	42	60
BOLLAND, DAVE	61	15	22	37	34
BICKELL, BRYAN	78	17	20	37	40
BROUWER, TROY	79	17	19	36	38
CAMPBELL, BRIAN	65	5	22	27	6
STALBERG, VIKTOR	77	12	12	24	43
DOWELL, JAKE	79	6	15	21	63
# SKILLE, JACK	49	7	10	17	25
PISANI, FERNANDO	60	7	9	16	10
HJALMARSSON, NIKLAS	80	3	7	10	39
*FROLIK, MICHAEL	28	3	6	9	14
CULLMORE, JASSEN	36	0	8	8	8
BOYNON, NICK	41	1	7	8	36
#CAMPOLI, CHRIS	19	1	6	7	2
LEDDY, NICK	46	4	3	7	4
JOHNSON, RYAN	34	1	5	6	8
MORIN, JEREMY	9	2	1	3	9
HENDRY, JORDAN	37	1	0	1	4
SCOTT, JOHN	40	0	1	1	72

PLAYER	GP	G	A	PTS	PIM
SMITH, BEN	6	1	0	1	0
TAFFE, JEFF	1	0	0	0	0
# POTULNY, RYAN	3	0	0	0	0
BROPHY, EVAN	1	0	0	0	0
# KLUNKHAMMER, ROB	1	0	0	0	0
PIRRI, BRANDON	1	0	0	0	0
KRUGER, MARCUS	7	0	0	0	4

* ACQUIRED IN SEASON # TRADED IN SEASON

GOALIES	GP	W	L	OTL	MINS	GA	SO	AVG
CRAWFORD, COREY	57	33	18	10	3,337	128	4	2.30
TURCO, MARTY	29	11	11	4	1,631	82	1	3.02

TRADITION

RECORDS

PLAYOFFS

HISTORY

PLAYERS

HISTORY OF THE BLACKHAWKS

2011-12 CHICAGO BLACKHAWKS

45-28-11, 101 POINTS, 4TH CENTRAL DIVISION

GM	DATE	OPPONENT	RESULT	SCORE	RECORD	GM	DATE	OPPONENT	RESULT	SCORE	RECORD
1	10/07	@ Dallas	L	2-1	0-1-0	42	03/08	DETROIT	L(OT)	3-2	24-13-5
2	10/08	DALLAS	W	5-2	1-1-0	43	03/10	COLUMBUS	W	5-2	25-13-5
3	10/15	WINNIPEG	W	4-3	2-1-0	44	03/12	MINNESOTA	W	5-2	26-13-5
4	10/16	BOSTON	L(SO)	3-2	2-1-1	45	03/14	@ Detroit	L(OT)	3-2	26-13-6
5	10/18	@ Arizona	W	5-2	3-1-1	46	03/15	SAN JOSE	W	4-3	27-13-6
6	10/20	@ Colorado	W	3-1	4-1-1	47	03/18	BUFFALO	W	6-2	28-13-6
7	10/22	COLORADO	L(SO)	5-4	4-1-2	48	03/20	FLORIDA	W	3-1	29-13-6
8	10/25	ANAHEIM	W(SO)	3-2	5-1-2	49	03/21	@ Nashville	L	5-2	29-14-6
9	10/28	@ Carolina	L	3-0	5-2-2	50	03/24	NASHVILLE	L	3-1	29-15-6
10	10/29	COLUMBUS	W	5-2	6-2-2	51	03/31	@ Vancouver	L(OT)	3-2	29-15-7
11	10/31	NASHVILLE	W(OT)	5-4	7-2-2	52	02/02	@ Edmonton	L	8-4	29-16-7
12	11/03	@ Florida	W(SO)	3-2	8-2-2	53	02/03	@ Calgary	L	3-1	29-17-7
13	11/04	@ Tampa Bay	L(OT)	5-4	8-2-3	54	02/07	@ Colorado	L	5-2	29-18-7
14	11/06	VANCOUVER	L	6-2	8-3-3	55	02/10	@ San Jose	L	5-3	29-19-7
15	11/08	@ St. Louis	L	3-0	8-4-3	56	02/11	@ Arizona	L	3-0	29-20-7
16	11/10	@ Columbus	W	6-3	9-4-3	57	02/14	@ Nashville	L	3-2	29-21-7
17	11/11	CALGARY	W	4-1	10-4-3	58	02/16	@ NY Rangers	W	4-2	30-21-7
18	11/13	EDMONTON	W	6-3	11-4-3	59	02/18	@ Columbus	W	6-1	31-21-7
19	11/16	@ Vancouver	W	5-1	12-4-3	60	02/19	ST. LOUIS	W	3-1	32-21-7
20	11/18	@ Calgary	L	5-2	12-5-3	61	02/21	DETROIT	W	2-1	33-21-7
21	11/19	@ Edmonton	L	9-2	12-6-3	62	02/23	DALLAS	L	3-1	33-22-7
22	11/23	@ San Jose	L	1-0	12-7-3	63	02/25	@ Los Angeles	L	4-0	33-23-7
23	11/25	@ Anaheim	W	6-5	13-7-3	64	02/26	@ Anaheim	L	3-1	33-24-7
24	11/26	@ Los Angeles	W	2-1	14-7-3	65	02/29	TORONTO	W	5-4	34-24-7
25	11/29	Arizona	L	4-1	14-8-3	66	03/02	@ Ottawa	W	2-1	35-24-7
26	12/02	NY ISLANDERS	W(SO)	5-4	15-8-3	67	03/04	@ Detroit	W	2-1	36-24-7
27	12/05	@ St. Louis	W	5-2	16-8-3	68	03/06	@ St. Louis	L	5-1	36-25-7
28	12/05	Arizona	L(SO)	4-3	16-8-4	69	03/09	NY RANGERS	W	4-3	37-25-7
29	12/08	@ NY Islanders	W(OT)	3-2	17-8-4	70	03/11	LOS ANGELES	L(SO)	3-2	37-26-7
30	12/11	SAN JOSE	W(OT)	3-2	18-8-4	71	03/13	ST. LOUIS	W(SO)	4-3	38-26-7
31	12/14	@ Minnesota	W(SO)	4-3	19-8-4	72	03/16	@ Dallas	W	4-1	39-26-7
32	12/16	ANAHEIM	W	4-1	20-8-4	73	03/18	WASHINGTON	W	5-2	40-26-7
33	12/18	CALGARY	W	4-2	21-8-4	74	03/20	@ Columbus	W	5-1	41-26-7
34	12/20	@ Pittsburgh	L	3-2	21-9-4	75	03/21	VANCOUVER	W(OT)	2-1	42-26-7
35	12/21	MONTREAL	W	5-1	22-9-4	76	03/25	NASHVILLE	L	6-1	42-26-8
36	12/26	COLUMBUS	W	4-1	23-9-4	77	03/27	@ New Jersey	L(SO)	2-1	42-26-9
37	12/28	LOS ANGELES	L	2-0	23-10-4	78	03/29	ST. LOUIS	W(SO)	4-3	43-26-9
38	12/30	DETROIT	W	3-2	24-10-4	79	03/31	@ Nashville	W	5-4	44-26-9
39	01/02	EDMONTON	L	4-3	24-11-4	80	04/01	MINNESOTA	L(SO)	5-4	44-26-10
40	01/05	@ Philadelphia	L	5-4	24-12-4	81	04/05	@ Minnesota	L(SO)	2-1	44-26-11
41	01/06	COLORADO	L	4-0	24-13-4	82	04/07	@ Detroit	W(SO)	3-2	45-26-11

TRADITION

RECORDS

PLAYOFFS

HISTORY

PLAYERS

PLAYER	GP	G	A	PTS	PIM	PLAYER	GP	G	A	PTS	PIM
HOSSA, MARIAN	81	29	48	77	20	OLSEN, DYLAN	28	0	1	1	6
SHARP, PATRICK	74	33	36	69	38	EMERY, RAY	34	0	1	1	2
KANE, PATRICK	82	23	43	66	40	*MORRISON, BRENDAN	11	0	0	0	6
TOEWS, JONATHAN	59	29	28	57	28	OLESZ, ROSTISLAV	6	0	0	0	6
STALBERG, VIKTOR	79	22	21	43	34	MORIN, JEREMY	3	0	0	0	0
KEITH, DUNCAN	74	4	36	40	42	BOLLIG, BRANDON	18	0	0	0	58
BOLLAND, DAVE	76	19	18	37	47	SAAD, BRANDON	2	0	0	0	0
LEDDY, NICK	82	3	34	37	10	CRAWFORD, COREY	57	0	0	0	0
SEABROOK, BRENT	78	9	25	34	22						
BRUNETTE, ANDREW	78	12	15	27	4						
KRUGER, MARCUS	71	9	17	26	22						
BICKELL, BRYAN	71	9	15	24	48						
SHAW, ANDREW	37	12	11	23	50						
MAYERS, JAMAL	81	6	9	15	91						
HJALMARSSON, NIKLAS	69	1	14	15	14						
FROLIK, MICHAEL	63	5	10	15	22						
MONTADOR, STEVE	52	5	9	14	45						
CARCILLO, DANIEL	28	2	9	11	82						
HAYES, JIMMY	31	5	4	9	16						
O'DONNELL, SEAN	51	0	7	7	23						
*ODUJA, JOHNNY	18	1	4	5	0						
LEPISTO, SAMI	26	1	2	3	4						
SMITH, BEN	13	2	0	2	0						
PIRRI, BRANDON	5	0	2	2	0						
*SCOTT, JOHN	29	0	1	1	48						

GOALIES	GP	W	L	OTL	MINS	GA	SO	AVG
CRAWFORD, COREY	57	30	17	7	3,218	146	0	2.72
EMERY, RAY	34	15	9	4	1,774	834	0	2.81

* ACQUIRED IN SEASON # TRADED IN SEASON

HISTORY OF THE BLACKHAWKS

2012-13 CHICAGO BLACKHAWKS

36-7-5, 77 POINTS, 1ST CENTRAL DIVISION

GM	DATE	OPPONENT	RESULT	SCORE	RECORD	GM	DATE	OPPONENT	RESULT	SCORE	RECORD
1	01/19	@ Los Angeles	W	5-2	1-0-0	42	04/15	DALLAS	W	5-2	35-5-4
2	01/20	@ Arizona	W	6-4	2-0-0	43	04/19	@ Nashville	W	5-4 OT	34-5-4
3	01/22	ST. LOUIS	W	3-2	3-0-0	44	04/20	@ Arizona	L	2-3 SO	34-5-5
4	01/24	@ Dallas	W	3-2 OT	4-0-0	45	04/22	@ Vancouver	L	1-3	34-6-5
5	01/26	@ Columbus	W	3-2	5-0-0	46	04/24	@ Edmonton	W	4-1	35-6-5
6	01/27	DETROIT	W	2-1 OT	6-0-0	47	04/26	CALGARY	W	3-1	36-6-5
7	01/30	@ Minnesota	L	2-3 SO	6-1-1	48	04/27	@ St. Louis	L	1-3	36-7-5
8	02/01	@ Vancouver	L	1-2 SO	6-2-2						
9	02/02	@ Calgary	W	3-2 SO	7-2-2						
10	02/05	@ San Jose	W	5-3	8-2-2						
11	02/07	@ Arizona	W	6-2	9-2-2						
12	02/10	@ Nashville	W	3-0	10-2-2						
13	02/12	ANAHEIM	L	2-3 SO	10-3-3						
14	02/15	SAN JOSE	W	4-1	11-3-3						
15	02/17	LOS ANGELES	W	3-2	12-3-3						
16	02/19	VANCOUVER	W	4-3 SO	13-3-3						
17	02/22	SAN JOSE	W	2-1	14-3-3						
18	02/24	COLUMBUS	W	1-0	15-3-3						
19	02/25	EDMONTON	W	3-2 OT	16-3-3						
20	02/28	@ St. Louis	W	3-0	17-3-3						
21	03/01	COLUMBUS	W	4-3 OT	18-3-3						
22	03/03	@ Detroit	W	2-1 SO	19-3-3						
23	03/05	MINNESOTA	W	5-3	20-3-3						
24	03/06	COLORADO	W	3-2	21-3-3						
25	03/08	@ Colorado	L	2-6	21-4-3						
26	03/10	EDMONTON	L	5-6	21-5-3						
27	03/14	@ Columbus	W	2-1 SO	22-5-3						
28	03/16	@ Dallas	W	8-1	23-5-3						
29	03/18	@ Colorado	W	5-2	24-5-3						
30	03/20	@ Anaheim	L	2-4	24-6-3						
31	03/25	LOS ANGELES	L	4-5	24-7-3						
32	03/26	CALGARY	W	2-0	25-7-3						
33	03/29	ANAHEIM	L	1-2	25-8-3						
34	03/31	@ Detroit	W	7-1	26-8-3						
35	04/01	NASHVILLE	W	3-2 SO	27-8-3						
36	04/04	ST. LOUIS	L	3-4 SO	27-9-4						
37	04/06	@ Nashville	W	1-0	28-9-4						
38	04/07	NASHVILLE	W	5-3	29-9-4						
39	04/09	@ Minnesota	W	1-0	30-9-4						
40	04/12	DETROIT	W	3-2 SO	31-9-4						
41	04/14	@ St. Louis	W	2-0	32-9-4						

NOTE: 2012-13 season shortened to 48 games due to 119-day lockout (Sept. 15, 2012-Jan. 12, 2013).

PLAYER	GP	G	A	PTS	PIM	PLAYER	GP	G	A	PTS	PIM
PATRICK KANE	47	23	32	55	8	DREW LEBLANC	2	0	0	0	0
JONATHAN TOEWS	47	23	25	48	27	SHAWN LALONDE	1	0	0	0	0
MARIAN HOSSA	40	17	14	31	16	BRANDON PIRRI	1	0	0	0	0
BRANDON SAAD	46	10	17	27	12	RYAN STANTON	1	0	0	0	2
DUNCAN KEITH	47	3	24	27	31	* ACQUIRED IN SEASON					
BRYAN BICKELL	48	9	14	23	25						
VIKTOR STALBERG	47	9	14	23	25						
BRENT SEABROOK	47	8	12	20	23						
PATRICK SHARP	28	6	14	20	14						
NICK LEDDY	48	6	12	18	10						
ANDREW SHAW	48	9	6	15	38						
DAVE BOLLAND	35	7	7	14	22						
MARCUS KRUGER	47	4	9	13	24						
JOHNNY ODUYA	48	3	9	12	10						
MICHAEL ROZISVAL	27	0	12	12	14						
MICHAEL FROLIK	45	3	7	10	8						
NIKLAS HJALMARSSON	46	2	8	10	22						
MICHAEL HANDEUS *	11	1	5	6	4						
JIMMY HAYES	10	1	3	4	0						
DANIEL CARILLO	23	2	1	3	11						
JEREMY MORIN	3	1	1	2	0						
JAMAL MAYERS	19	0	2	2	16						
SHELDON BROOKBANK	26	1	0	1	21						
BEN SMITH	1	1	0	1	0						
BRANDON BOLLIG	25	0	0	0	51						

GOALIES	GP	W	L	OTL	MINS	GA	SO	AVG
CRAWFORD, COREY	30	19	5	5	1,761	57	3	1.94
EMERY, RAY	21	17	1	0	1,116	36	3	1.94
HUTTON, CARTER	1	0	1	0	59	3	0	3.05

TRADITION

RECORDS

PLAYOFFS

HISTORY

PLAYERS

HISTORY OF THE BLACKHAWKS

2013-14 CHICAGO BLACKHAWKS

46-21-15, 107 POINTS, 3RD CENTRAL DIVISION

GM	DATE	OPPONENT	RESULT	SCORE	RECORD	GM	DATE	OPPONENT	RESULT	SCORE	RECORD
1	10/01	WASHINGTON	W	6-4	1-0-0	42	12/30	LOS ANGELES	W	1-0	28-7-7
2	10/05	TAMPA BAY	L (SO)	3-2	1-0-1	43	01/02	@ NY Islanders	L (OT)	3-2	28-7-8
3	10/09	@ St. Louis	L	3-2	1-1-1	44	01/03	@ New Jersey	W	5-3	29-7-8
4	10/11	NY ISLANDERS	W	3-2	2-1-1	45	01/05	SAN JOSE	L (SO)	3-2	29-7-9
5	10/12	BUFFALO	W	2-1	3-1-1	46	01/08	NY RANGERS	L	3-2	29-8-9
6	10/15	@ Carolina	W (SO)	3-2	4-1-1	47	01/11	@ Montreal	L (OT)	2-1	29-8-10
7	10/17	ST. LOUIS	L (SO)	3-2	4-1-2	48	01/12	EDMONTON	W	5-3	30-8-10
8	10/19	TORONTO	W	3-1	5-1-2	49	01/14	COLORADO	L (OT)	3-2	30-8-11
9	10/22	@ Florida	W (SO)	3-2	6-1-2	50	01/17	ANAHEIM	W	4-2	31-8-11
10	10/24	@ Tampa Bay	L (OT)	6-5	6-1-3	51	01/19	BOSTON	W (SO)	3-2	32-8-11
11	10/26	MINNESOTA	L	5-3	6-2-3	52	01/22	@ Detroit	L (SO)	5-4	32-8-12
12	10/28	@ Minnesota	W	5-1	7-2-3	53	01/23	@ Minnesota	L	2-1	32-9-12
13	10/29	OTTAWA	W	6-5	8-2-3	54	01/26	WINNIPEG	L	3-1	32-10-12
14	11/02	@ Winnipeg	W	5-1	9-2-3	55	01/28	@ Calgary	L (OT)	5-4	32-10-13
15	11/03	CALGARY	L (OT)	3-2	9-2-4	56	01/29	@ Vancouver	W	5-2	33-10-13
16	11/06	WINNIPEG	W	4-1	10-2-4	57	02/01	@ San Jose	L (SO)	2-1	33-10-14
17	11/09	@ Dallas	W	5-2	11-2-4	58	02/03	@ Los Angeles	W	5-3	34-10-14
18	11/10	EDMONTON	W	5-4	12-2-4	59	02/05	@ Anaheim	W	2-0	35-10-14
19	11/14	ARIZONA	W (SO)	5-4	13-2-4	60	02/07	@ Arizona	L	2-0	35-11-14
20	11/16	@ Nashville	L	7-2	13-3-4	61	02/27	@ NY Rangers	L	2-1	35-12-14
21	11/17	SAN JOSE	W	5-1	14-3-4	62	03/01	PITTSBURGH*	W	5-1	36-12-14
22	11/19	@ Colorado	L	5-1	14-4-4	63	03/04	COLORADO	L	4-2	36-13-14
23	11/21	@ Winnipeg	W	6-3	15-4-4	64	03/06	COLUMBUS	W	6-1	37-13-14
24	11/23	@ Vancouver	W	2-1	16-4-4	65	03/09	@ Buffalo	W	2-1	38-13-14
25	11/25	@ Edmonton	W	5-1	17-4-4	66	03/12	@ Colorado	L	3-2	38-14-14
26	11/27	@ Calgary	W	3-2	18-4-4	67	03/14	NASHVILLE	L	3-2	38-15-14
27	11/29	@ Dallas	W (SO)	2-1	19-4-4	68	03/16	DETROIT	W	4-1	39-15-14
28	11/30	@ Arizona	W	5-2	20-4-4	69	03/18	@ Philadelphia	L (OT)	3-2	39-15-15
29	12/03	Dallas	L	4-3	20-5-4	70	03/19	ST. LOUIS	W	4-0	40-15-15
30	12/05	@ Minnesota	L	4-3	20-6-4	71	03/21	CAROLINA	W	3-2	41-15-15
31	12/06	ANAHEIM	L (SO)	3-2	20-6-5	72	03/23	NASHVILLE	L	2-0	41-16-15
32	12/08	FLORIDA	W	6-2	21-6-5	73	03/25	DALLAS	W	4-2	42-16-15
33	12/10	@ Dallas	W	6-2	22-6-5	74	03/27	@ Boston	L	3-0	42-17-15
34	12/11	PHILADELPHIA	W	7-2	23-6-5	75	03/28	@ Ottawa	L	5-3	42-18-15
35	12/14	@ Toronto	L	7-5	23-7-5	76	03/30	@ Pittsburgh	L	4-1	42-19-15
36	12/15	LOS ANGELES	W	3-1	24-7-5	77	04/03	MINNESOTA	W (SO)	3-2	43-19-15
37	12/17	@ Nashville	W	3-1	25-7-5	78	04/04	@ Columbus	W	4-3	44-19-15
38	12/20	VANCOUVER	L (SO)	3-2	25-7-6	79	04/06	ST. LOUIS	W	4-2	45-19-15
39	12/23	NEW JERSEY	W	5-2	26-7-6	80	04/09	MONTREAL	W (OT)	3-2	46-19-15
40	12/27	COLORADO	W	7-2	27-7-6	81	04/11	@ Washington	L	4-0	46-20-15
41	12/28	@ St. Louis	L (SO)	6-5	27-7-7	82	04/12	@ Nashville	L	7-5	46-21-15

* 2014 Stadium Series game played at Soldier Field

PLAYER	GP	G	A	PTS	PIM	PLAYER	GP	G	A	PTS	PIM
PATRICK SHARP	82	34	44	78	40	COREY CRAWFORD	59	0	1	1	0
PATRICK KANE	69	29	40	69	22	ANTTI RAANTA	25	0	1	1	0
JONATHAN TOEWS	76	28	40	68	34	BRAD MILLIS	3	0	0	0	0
DUNCAN KEITH	79	6	55	61	28	# JIMMY HAYES	2	0	0	0	0
MARIAN HOSSA	72	30	30	60	20	* DAVID RUNDBLAD	5	0	0	0	0
BRANDON SAAD	78	19	28	47	20	TELUVO TERAVAINEN	3	0	0	0	0
BRENT SEABROOK	82	7	34	41	22	NIKOLAI KHABIBULIN	4	0	0	0	0
ANDREW SHAW	80	20	19	39	76	KENT SIMPSON	1	0	0	0	0
NICK LEDDY	82	7	24	31	10						
* KRIS VERKSTEEG	63	10	19	29	27						
MARCUS KRUGER	81	8	20	28	36						
NIKLAS HJALMARSSON	81	4	22	26	34						
BEN SMITH	75	14	12	26	2						
MICHAEL HANDZUS	59	4	12	16	16						
JOHNNY ODUYA	77	3	13	16	38						
BRYAN BICKELL	59	11	4	15	28						
BRANDON BOLLIG	82	7	7	14	92						
# BRANDON PIRRI	28	6	5	11	6						
JEREMY MORIN	24	5	6	11	32						
MICHAEL ROZISVAL	42	1	7	8	32						
SHELDON BROOKBANK	48	2	5	7	52						
* PETER REGIN	17	2	2	4	2						
# MICHAEL KOSTKA	9	2	1	3	8						
JOAKIM NORDBLAD	16	1	2	3	2						
* MATT CAREY	2	1	0	1	2						

GOALIES	GP	W	L	OTL	MINS	GA	SO	AVG
CRAWFORD, COREY	59	32	16	10	1,533	128	2	2.26
RAANTA, ANTTI	25	13	5	4	610	63	1	2.71
KHABIBULIN, NIKOLAI	4	1	0	1	74	14	0	5.00
SIMPSON, KENT	1	0	0	0	20	2	0	6.00

* ACQUIRED IN SEASON # TRADED IN SEASON

HISTORY OF THE BLACKHAWKS

2014-15 CHICAGO BLACKHAWKS

48-28-6, 102 POINTS, 3RD CENTRAL DIVISION

GM	DATE	OPPONENT	RESULT	SCORE	RECORD	GM	DATE	OPPONENT	RESULT	SCORE	RECORD
1	10/09	@ Dallas	W	3-2 (SO)	1-0-0	42	01/09	@ Edmonton	L	5-2 2T-15-2	
2	10/11	BUFFALO	W	6-2 2-0-0		43	01/11	MINNESOTA	W	4-1 28-15-2	
3	10/15	CALGARY	L	2-1 (OT)	2-0-1	44	01/16	WINNIPEG	L	4-2 28-14-2	
4	10/18	NASHVILLE	W	2-1 (OT)	3-0-1	45	01/18	DALLAS	L	6-3 28-15-2	
5	10/21	PHILADELPHIA	W	4-0 4-0-1		46	01/20	ARIZONA	W	6-1 29-15-2	
6	10/23	@ Nashville	L	3-2 4-1-1		47	01/21	@ Pittsburgh	W	3-2 (SO)	30-15-2
7	10/25	@ St. Louis	L	3-2 4-2-1		48	01/28	@ Los Angeles	L	4-3 30-16-2	
8	10/26	OTTAWA	W	2-1 5-2-1		49	01/30	@ Anaheim	W	4-1 31-16-2	
9	10/28	ANAHEIM	L	1-0 5-3-1		50	01/31	@ San Jose	L	2-0 31-17-2	
10	10/30	@ Ottawa	W	5-4 (SO)	6-3-1	51	02/03	@ Minnesota	L	3-0 31-18-2	
11	11/01	@ Toronto	L	3-2 6-4-1		52	02/06	@ Winnipeg	W	2-1 (OT)	32-18-2
12	11/02	WINNIPEG	L	1-0 6-5-1		53	02/08	@ St. Louis	W	4-2 33-18-2	
13	11/04	@ Montreal	W	5-0 7-5-1		54	02/09	ARIZONA	L	3-2 (SO)	33-18-3
14	11/07	WASHINGTON	L	3-2 7-6-1		55	02/11	VANCOUVER	L	5-4 (OT)	33-18-4
15	11/09	SAN JOSE	W	5-2 8-6-1		56	02/13	NEW JERSEY	W	3-1 34-18-4	
16	11/11	TAMPA BAY	W	3-2 (SO)	9-6-1	57	02/15	PITTSBURGH	W	2-1 (SO)	35-18-4
17	11/14	@ Detroit	L	4-1 9-7-1		58	02/18	DETROIT	L	3-2 (SO)	35-18-5
18	11/16	DALLAS	W	6-2 10-7-1		59	02/20	COLORADO	L	4-1 35-19-5	
19	11/20	@ Calgary	W	4-3 11-7-1		60	02/22	BOSTON	L	6-2 35-20-5	
20	11/22	@ Edmonton	W	7-1 12-1-1		61	02/24	FLORIDA	W	3-2 (SO)	36-20-5
21	11/23	@ Vancouver	L	4-1 12-8-1		62	02/26	@ Florida	W	3-0 37-20-5	
22	11/26	@ Colorado	3-2 15-8-1			63	02/27	@ Tampa Bay	L	4-0 37-21-5	
23	11/28	@ Anaheim	W	4-1 14-8-1		64	03/02	CAROLINA	W	5-2 38-21-5	
24	11/29	@ Los Angeles	W	4-1 15-8-1		65	03/06	EDMONTON	W	2-1 (SO)	39-21-5
25	12/05	ST. LOUIS	W	4-1 16-8-1		66	03/08	NY RANGERS	L	1-0 (OT)	39-21-6
26	12/05	MONTREAL	W	4-3 17-8-1		67	03/12	@ Arizona	W	2-1 40-21-6	
27	12/06	@ Nashville	W	3-1 18-8-1		68	03/14	@ San Jose	W	6-2 41-21-6	
28	12/09	@ New Jersey	W	3-2 (SO)	19-8-1	69	03/17	NY ISLANDERS	W	4-1 42-21-6	
29	12/11	@ Boston	W	3-2 20-8-1		70	03/18	@ NY Rangers	W	1-0 43-21-6	
30	12/13	@ NY Islanders	L	3-2 20-9-1		71	03/21	@ Dallas	L	4-0 43-22-6	
31	12/14	CALGARY	W	2-1 21-9-1		72	03/23	@ Carolina	W	3-1 44-22-6	
32	12/16	MINNESOTA	W	5-3 22-9-1		73	03/25	@ Philadelphia	L	4-1 44-23-6	
33	12/20	@ Columbus	L	3-2 (SO)	22-9-2	74	03/27	COLUMBUS	L	5-2 44-24-6	
34	12/21	TORONTO	W	4-0 23-9-2		75	03/29	@ Winnipeg	W	4-3 45-24-6	
35	12/23	WINNIPEG	L	5-1 23-10-2		76	03/30	Los Angeles	W	4-1 46-24-6	
36	12/27	@ Colorado	W	5-2 24-10-2		77	04/02	VANCOUVER	W	3-1 47-24-6	
37	12/29	NASHVILLE	W	5-4 (SO)	25-10-2	78	04/03	@ Buffalo	W	4-3 48-24-6	
38	01/01	@ Washington*	L	3-2 25-11-2		79	04/05	ST. LOUIS	L	2-1 48-25-6	
39	01/04	DALLAS	W	5-4 (OT)	26-11-2	80	04/07	MINNESOTA	L	2-1 48-26-6	
40	01/06	COLORADO	L	2-0 26-12-2		81	04/09	@ St. Louis	L	2-1 48-27-6	
41	01/08	@ Minnesota	W	4-2 27-12-2		82	04/11	@ Colorado	L	3-2 48-28-6	

* 2015 Winter Classic, played at Nationals Park in Washington, D.C.

PLAYER	GP	G	A	PTS	PIM	PLAYER	GP	G	A	PTS	PIM
JONATHAN TOEWS	81	28	38	66	36	MICHAEL PALIOTTA	1	0	1	1	0
PATRICK KANE	61	27	37	64	10	KLAS DAHLBECK#	4	1	0	1	2
MARIAN HOSSA	82	22	39	61	32	TREVOR VAN RIEMSDYK	18	0	1	1	2
BRANDON SAAD	82	23	29	52	12	KIMMO TIMONEN*	16	0	0	0	2
DUNCAN KEITH	80	10	35	45	20	KYLE CUMISKEY	7	0	0	0	0
PATRICK SHARP	68	16	27	45	33	TIM ERIKONEN#	8	0	0	0	4
BRAD RICHARDS	76	12	25	37	12	JEREMY MORIN*	15	0	0	0	15
KRIS VERSTEEG*	61	14	20	34	35	PHILIP DANULIT	2	0	0	0	0
BRENT SEABROOK	82	8	25	31	27	RYAN HARTMAN	5	0	0	0	2
BRYAN BECKELL	80	14	14	28	38	KYLE BAUN	3	0	0	0	0
ANDREW SHAW	79	15	11	26	67	* ACQUIRED IN SEASON # TRADED IN SEASON					
NIKLAS HJALMARSSON	82	3	16	19	44						
MARCUS KRUGER	81	7	10	17	32						
DAVID RUNDBLAD	49	3	11	14	12						
MICHAEL ROZISIVAL	65	1	12	13	22						
JOHNNY ODUYA	76	2	8	10	26						
BEN SMITH#	61	5	4	9	2						
TEUVO TERAVAINEN	34	4	5	9	2						
DANIEL CARCILLO	39	4	4	8	54						
ANTOINETTE VERMETTE*	19	0	3	3	6						
JOAKIM NORDSTROM	38	0	3	3	4						
ANDREW DESJARDINS*	13	0	2	2	7						
ADAM CLENDENING#	4	1	1	2	2						
PETER REGIN	4	0	1	1	0						

GOALIES	GP	W	L	OTL	MINS	GA	SO	SV%
CRAWFORD, COREY	57	32	20	5	3,333	126	2	.924
DARLING, SCOTT	14	9	4	0	833	27	1	.936
RAANTA, ANTTI	14	7	4	1	792	25	2	.936

HISTORY OF THE BLACKHAWKS

2015-16 CHICAGO BLACKHAWKS

47-26-9, 103 POINTS, 3RD CENTRAL DIVISION

GM	DATE	OPPONENT	RESULT	SCORE	RECORD	GM	DATE	OPPONENT	RESULT	SCORE	RECORD
1	10/07	NY RANGERS	L	3-2	0-1-0	42	01/06	PITTSBURGH	W	3-1	25-15-4
2	10/09	@ NY Islanders	W (OT)	3-2	1-1-0	43	01/08	BUFFALO	W	3-1	26-15-4
3	10/10	NY ISLANDERS	W	4-1	2-1-0	44	01/10	COLORADO	W	6-3	27-15-4
4	10/14	@ Philadelphia	L	3-0	2-2-0	45	01/12	NASHVILLE	W	3-2	28-15-4
5	10/15	@ Washington	L	4-1	2-3-0	46	01/14	@ Montreal	W	2-1	29-15-4
6	10/17	COLUMBUS	W	4-1	3-3-0	47	01/15	@ Toronto	W	4-1	30-15-4
7	10/22	FLORIDA	W	3-2	4-3-0	48	01/17	MONTREAL	W	5-2	31-15-4
8	10/24	TAMPA BAY	W (OT)	1-0	5-3-0	49	01/19	@ Nashville	W	4-1	32-15-4
9	10/26	ANAHEIM	W (OT)	1-0	6-3-0	50	01/21	@ Tampa Bay	L	2-1	32-14-4
10	10/29	@ Winnipeg	L	3-1	6-4-0	51	01/22	@ Florida	L	4-0	32-15-4
11	10/30	@ Minnesota	L	5-4	6-5-0	52	01/24	ST. LOUIS	W	2-0	33-15-4
12	11/02	LOS ANGELES	W	4-2	7-5-0	53	01/26	@ Carolina	L	5-0	33-16-4
13	11/04	ST. LOUIS	L (OT)	6-5	7-5-1	54	02/02	@ Colorado	W	2-1	34-16-4
14	11/06	@ New Jersey	L	4-2	7-6-1	55	02/04	@ Arizona	W (OT)	5-4	35-16-4
15	11/08	EDMONTON	W	4-2	8-6-1	56	02/06	@ Dallas	W	5-1	36-16-4
16	11/12	NEW JERSEY	L	3-2	8-7-1	57	02/09	SAN JOSE	L	2-0	36-17-4
17	11/14	@ St. Louis	W	4-2	9-7-1	58	02/11	DALLAS	L	4-2	36-18-4
18	11/15	CALGARY	W	4-1	10-7-1	59	02/13	ANAHEIM	L (OT)	3-2	36-18-5
19	11/18	@ Edmonton	W (OT)	4-3	11-7-1	60	02/15	TORONTO	W	7-2	37-18-5
20	11/20	@ Calgary	L (OT)	2-1	11-7-2	61	02/17	@ NY Rangers	W	5-3	38-18-5
21	11/21	@ Vancouver	L	6-3	11-8-2	62	02/21	@ Minnesota *	L	6-1	38-19-5
22	11/25	@ San Jose	W	5-2	12-8-2	63	02/25	NASHVILLE	L	3-1	38-20-5
23	11/27	@ Anaheim	W (OT)	3-2	13-8-2	64	02/28	WASHINGTON	W	3-2	39-20-5
24	11/28	@ Los Angeles	L (OT)	3-2	13-8-3	65	03/02	@ Detroit	W	5-2	40-20-5
25	12/01	MINNESOTA	L	2-1	13-9-3	66	03/03	@ Boston	L	4-2	40-21-5
26	12/03	@ Ottawa	L (OT)	4-3	13-9-4	67	03/06	DETROIT	W	4-1	41-21-5
27	12/06	WINNIPEG	W	3-1	14-9-4	68	03/09	@ St. Louis	L (SO)	3-2	41-21-6
28	12/08	NASHVILLE	W	4-1	15-9-4	69	03/11	@ Dallas	L	5-2	41-22-6
29	12/10	@ Nashville	L	5-1	15-10-4	70	03/14	LOS ANGELES	L	5-0	41-23-6
30	12/11	WINNIPEG	W	2-0	16-10-4	71	03/16	PHILADELPHIA	L	3-2	41-24-6
31	12/15	VANCOUVER	W	4-0	17-10-4	72	03/18	@ Winnipeg	W	4-0	42-24-6
32	12/15	COLORADO	L	3-0	17-11-4	73	03/20	MINNESOTA	L (SO)	3-2	42-24-7
33	12/17	EDMONTON	W	4-0	18-11-4	74	03/22	DALLAS	L	6-2	42-25-7
34	12/19	@ Buffalo	W (SO)	3-2	19-11-4	75	03/26	@ Calgary	W	4-1	43-25-7
35	12/20	SAN JOSE	W (OT)	4-3	20-11-4	76	03/27	@ Vancouver	W	3-2	44-25-7
36	12/22	@ Dallas	L	4-0	20-12-4	77	03/29	@ Minnesota	L	4-1	44-26-7
37	12/27	CAROLINA	L	2-1	20-15-4	78	04/01	@ Winnipeg	W (OT)	5-4	45-26-7
38	12/29	@ Arizona	W	7-5	21-15-4	79	04/03	BOSTON	W	6-4	46-26-7
39	12/31	@ Colorado	W (OT)	4-3	22-15-4	80	04/05	ARIZONA	W	6-2	47-26-7
40	01/03	OTTAWA	W	3-0	23-15-4	81	04/07	ST. LOUIS	L (OT)	2-1	47-26-8
41	01/05	@ Pittsburgh	W (OT)	3-2	24-15-4	82	04/09	@ Columbus	L (OT)	5-4	47-26-9

* 2016 Stadium Series game played at TCF Bank Stadium in Minneapolis

PLAYER	GP	G	A	PTS	PIM	PLAYER	GP	G	A	PTS	PIM
PATRICK KANE	82	46	60	106	30	# MARKO DANO	13	1	1	2	2
ARTEMI PANARIN	80	30	47	77	32	DAVID RUNDBLAD	9	0	2	2	6
JONATHAN TOEWS	80	28	30	58	62	BRYAN BICKELL	25	0	2	2	2
BRENT SEABROOK	81	14	35	49	32	* CHRISTIAN EHRHOFF	8	0	2	2	2
DUNCAN KEITH	67	9	34	43	26	COREY CRAWFORD	58	0	1	1	2
ARTEM ANISIMOV	77	20	22	42	12	* DALE WEISSE	15	0	1	1	2
TEUVO TERAVAINEN	78	13	22	35	20	# JIRI SEKAC	6	0	1	1	2
ANDREW SHAW	78	14	20	34	69	RYAN HARTMAN	3	0	1	1	0
MARIAN HOSSA	64	13	20	33	24	SCOTT DARLING	29	0	0	0	0
NIKLAS HJALMARSSON	81	2	22	24	32	# ROB SCUDERI	17	0	0	0	0
TREVOR VAN RIEMSDYK	82	3	11	14	31	# VIKTOR TKHONOV	11	0	0	0	6
ERIK GUSTAFSSON	41	0	14	14	4	VINCENT HINOSTROZA	7	0	0	0	6
ANDREW DESJARDINS	77	8	5	13	30	KYLE BAUN	2	0	0	0	0
MICHAL ROZISVAL	51	1	12	13	33	MARK MCNEILL	1	0	0	0	0
* ANDREW LADD	19	8	4	12	6	MICHAEL LEIGHTON	1	0	0	0	0
DENNIS RASMUSSEN	44	4	5	9	4						
* RICHARD PANIK	30	6	2	8	6						
* RYAN GARbutt	43	2	4	6	27						
* TREVOR DALEY	29	0	6	6	8						
* TOMAS FLEISCHMANN	19	4	1	5	4						
BRANDON MASHINTER	41	4	1	5	23						
# PHILIP DANAUlt	30	1	4	5	6						
VIKTOR SVEDBERG	27	2	2	4	4						
MARCUS KRUGER	41	0	4	4	24						
TANNER KERO	17	1	2	3	2						

GOALIES	GP	W	L	OTL	MINS	GA	SO	AVG
COREY CRAWFORD	58	35	18	5	3,323	131	7	2.37
SCOTT DARLING	29	12	8	4	1,560	67	1	2.58
MICHAEL LEIGHTON	1	0	0	0	39	1	0	1.52

* ACQUIRED IN SEASON # TRADED IN SEASON

HISTORY OF THE BLACKHAWKS

2016-17 CHICAGO BLACKHAWKS

50-23-9, 109 POINTS, 1ST CENTRAL DIVISION

GM	DATE	OPPONENT	RESULT	SCORE	RECORD	GM	DATE	OPPONENT	RESULT	SCORE	RECORD
1	10/07	NY RANGERS	L	3-2	0-1-0	42	01/06	PITTSBURGH	W	3-1	25-15-4
2	10/09	@ NY Islanders	W (OT)	3-2	1-1-0	43	01/08	BUFFALO	W	3-1	26-15-4
3	10/10	NY ISLANDERS	W	4-1	2-1-0	44	01/10	COLORADO	W	6-3	27-15-4
4	10/14	@ Philadelphia	L	3-0	2-2-0	45	01/12	NASHVILLE	W	3-2	28-15-4
5	10/15	@ Washington	L	4-1	2-3-0	46	01/14	@ Montreal	W	2-1	29-15-4
6	10/17	COLUMBUS	W	4-1	3-3-0	47	01/15	@ Toronto	W	4-1	30-15-4
7	10/22	FLORIDA	W	3-2	4-3-0	48	01/17	MONTREAL	W	5-2	31-15-4
8	10/24	TAMPA BAY	W (OT)	1-0	5-3-0	49	01/19	@ Nashville	W	4-1	32-15-4
9	10/26	ANAHEIM	W (OT)	1-0	6-3-0	50	01/21	@ Tampa Bay	L	2-1	32-14-4
10	10/29	@ Winnipeg	L	3-1	6-4-0	51	01/22	@ Florida	L	4-0	32-15-4
11	10/30	@ Minnesota	L	5-4	6-5-0	52	01/24	ST. LOUIS	W	2-0	33-15-4
12	11/02	LOS ANGELES	W	4-2	7-5-0	53	01/26	@ Carolina	L	5-0	33-16-4
13	11/04	ST. LOUIS	L (OT)	6-5	7-5-1	54	02/02	@ Colorado	W	2-1	34-16-4
14	11/06	@ New Jersey	L	4-2	7-6-1	55	02/04	@ Arizona	W (OT)	5-4	35-16-4
15	11/08	EDMONTON	W	4-2	8-6-1	56	02/06	@ Dallas	W	5-1	36-16-4
16	11/12	NEW JERSEY	L	3-2	8-7-1	57	02/09	SAN JOSE	L	2-0	36-17-4
17	11/14	@ St. Louis	W	4-2	9-7-1	58	02/11	DALLAS	L	4-2	36-18-4
18	11/15	CALGARY	W	4-1	10-7-1	59	02/13	ANAHEIM	L (OT)	3-2	36-18-5
19	11/18	@ Edmonton	W (OT)	4-3	11-7-1	60	02/15	TORONTO	W	7-2	37-18-5
20	11/20	@ Calgary	L (OT)	2-1	11-7-2	61	02/17	@ NY Rangers	W	5-3	38-18-5
21	11/21	@ Vancouver	L	6-3	11-8-2	62	02/21	@ Minnesota *	L	6-1	38-19-5
22	11/25	@ San Jose	W	5-2	12-8-2	63	02/25	NASHVILLE	L	3-1	38-20-5
23	11/27	@ Anaheim	W (OT)	3-2	13-8-2	64	02/28	WASHINGTON	W	3-2	39-20-5
24	11/28	@ Los Angeles	L (OT)	3-2	13-8-3	65	03/02	@ Detroit	W	5-2	40-20-5
25	12/01	MINNESOTA	L	2-1	13-9-3	66	03/05	@ Boston	L	4-2	40-21-5
26	12/03	@ Ottawa	L (OT)	4-3	13-9-4	67	03/06	DETROIT	W	4-1	41-21-5
27	12/06	WINNIPEG	W	3-1	14-9-4	68	03/09	@ St. Louis	L (SO)	3-2	41-21-6
28	12/08	NASHVILLE	W	4-1	15-9-4	69	03/11	@ Dallas	L	5-2	41-22-6
29	12/10	@ Nashville	L	5-1	15-10-4	70	03/14	LOS ANGELES	L	5-0	41-23-6
30	12/11	WINNIPEG	W	2-0	16-10-4	71	03/16	PHILADELPHIA	L	3-2	41-24-6
31	12/13	VANCOUVER	W	4-0	17-10-4	72	03/18	@ Winnipeg	W	4-0	42-24-6
32	12/15	COLORADO	L	3-0	17-11-4	73	03/20	MINNESOTA	L (SO)	3-2	42-24-7
33	12/17	EDMONTON	W	4-0	18-11-4	74	03/22	DALLAS	L	6-2	42-25-7
34	12/19	@ Buffalo	W (SO)	3-2	19-11-4	75	03/26	@ Calgary	W	4-1	43-25-7
35	12/20	SAN JOSE	W (OT)	4-3	20-11-4	76	03/27	@ Vancouver	W	3-2	44-25-7
36	12/22	@ Dallas	L	4-0	20-12-4	77	03/29	@ Minnesota	L	4-1	44-26-7
37	12/27	CAROLINA	L	2-1	20-12-4	78	04/01	@ Winnipeg	W (OT)	5-4	45-26-7
38	12/29	@ Arizona	W	7-5	21-15-4	79	04/03	BOSTON	W	6-4	46-26-7
39	12/31	@ Colorado	W (OT)	4-3	22-15-4	80	04/05	ARIZONA	W	6-2	47-26-7
40	01/03	OTTAWA	W	3-0	23-15-4	81	04/07	ST. LOUIS	L (OT)	2-1	47-26-8
41	01/05	@ Pittsburgh	W (OT)	3-2	24-15-4	82	04/09	@ Columbus	L (OT)	2-1	47-26-9

* 2016 Stadium Series game played at TCF Bank Stadium in Minneapolis

PLAYER	GP	G	A	PTS	PIM	GOALIES	GP	W	L	OTL	MINS	GA	SO	AVG
PATRICK KANE	82	34	55	89	32	COREY CRAWFORD	55	32	18	4	3,247	138	2	2.55
ARTEM PANARIN	82	31	45	74	21	SCOTT DARLING	32	18	5	5	1,689	67	2	2.38
JONATHAN TOEWS	72	21	37	58	35									
DUNCAN KEITH	80	6	47	53	16									
MARJAN HOSSA	73	26	19	45	8									
ARTEM ANISIMOV	64	22	23	45	30									
RICHARD PANIK	82	22	22	44	58									
BRENT SEABROOK	79	3	36	39	26									
RYAN HARTMAN	76	19	12	31	70									
NICK SCHMALTZ	61	6	22	28	6									
NIKLAS HJALMARSSON	73	5	13	18	20									
MARCUS KRUGER	70	5	12	17	34									
BRIAN CAMPBELL	80	5	12	17	24									
TANNER KERO	47	6	10	16	8									
TREVOR VAN RIEMSDIJK	58	5	11	16	29									
VINNIE RHINOSTOZA	49	6	8	14	17									
DENNIS RASMUSSEN	68	4	4	8	12									
MICHAEL KEMPNY	50	2	6	8	22									
TYLER MOTTE	33	4	3	7	14									
GUSTAV FORSLING	38	2	3	5	4									
JOHN HAYDEN	12	1	3	4	4									
JORDIN TOOTOD	50	2	1	3	28									
MICHAEL ROZSIVAL	22	1	2	3	14									
JOHNNY OODJA	15	1	1	2	8									
TOMAS JURCO	13	1	0	1	2									
ANDREW DESJARDINS	46	0	1	1	22									
SPENCER ABBOTT	1	0	0	0	0									

TRADITION

RECORDS

PLAYOFFS

HISTORY

PLAYERS

HISTORY OF THE BLACKHAWKS

2017-18 CHICAGO BLACKHAWKS

33-39-10, 76 POINTS, 6TH CENTRAL DIVISION

GM	DATE	OPPONENT	RESULT	SCORE	RECORD	GM	DATE	OPPONENT	RESULT	SCORE	RECORD
1	10/05	PITTSBURGH	W	10-1	1-0-0	42	01/09	@ Ottawa	L	8-2	21-17-4
2	10/07	COLUMBUS	W	5-1	2-0-0	43	01/10	MINNESOTA	L	2-1	21-18-4
3	10/09	@ Toronto	OTL	4-3	2-0-1	44	01/12	WINNIPEG	W	2-1	22-18-4
4	10/10	@ Montreal	W	3-1	3-0-1	45	01/14	DETROIT	L	4-0	22-19-4
5	10/12	MINNESOTA	L	5-2	3-1-1	46	01/20	NY ISLANDERS	L	7-3	22-20-4
6	10/14	NASHVILLE	W	2-1	4-1-1	47	01/22	TAMPA BAY	L	2-0	22-21-4
7	10/18	@ St. Louis	L	5-2	4-2-1	48	01/24	@ Toronto	OTL	3-2	22-21-5
8	10/19	EDMONTON	OTL	2-1	4-2-2	49	01/25	@ Detroit	W	5-1	23-21-5
9	10/21	@ Arizona	W	4-2	5-2-2	50	01/30	@ Nashville	W	2-1	24-21-5
10	10/24	@ Vegas	L	4-2	5-3-2	51	02/01	@ Vancouver	L	4-2	24-22-5
11	10/27	NASHVILLE	L	2-1	5-4-2	52	02/03	@ Calgary	OTL	4-3	24-22-6
12	10/28	@ Colorado	L	6-3	5-5-2	53	02/06	CALGARY	L	3-2	24-23-6
13	11/01	PHILADELPHIA	W	3-0	6-5-2	54	02/08	DALLAS	L	4-2	24-24-6
14	11/04	@ MINNESOTA	W	2-0	7-5-2	55	02/10	@ Minnesota	L	3-0	24-25-6
15	11/05	MONTREAL	L	2-0	7-6-2	56	02/12	@ Arizona	L	6-1	24-26-6
16	11/09	@ Philadelphia	L	3-1	7-7-2	57	02/13	@ Vegas	L	5-2	24-27-6
17	11/11	@ Carolina	W	4-3	8-7-2	58	02/15	ANAHEIM	L	3-2	24-28-6
18	11/12	NEW JERSEY	L	7-5	8-8-2	59	02/17	WASHINGTON	W	7-1	25-28-6
19	11/15	NY RANGERS	W	6-3	9-8-2	60	02/19	LOS ANGELES	L	3-1	25-29-6
20	11/18	@ Pittsburgh	W	2-1	10-8-2	61	02/21	OTTAWA	W (SO)	3-2	26-29-6
21	11/22	@ Tampa Bay	L	3-2	10-9-2	62	02/23	SAN JOSE	W	3-1	27-29-6
22	11/25	@ Florida	W	4-1	11-9-2	63	02/24	@ Columbus	L	3-2	27-30-6
23	11/27	Anaheim	W	7-3	12-9-2	64	03/01	@ San Jose	L	7-2	27-31-6
24	11/28	@ Nashville	L	3-2	12-10-2	65	03/05	@ Los Angeles	W	5-3	28-31-6
25	11/30	DALLAS	L	4-3	12-11-2	66	03/04	@ Anaheim	L	6-3	28-32-6
26	12/02	@ Dallas	L (SO)	3-2	12-11-3	67	03/06	COLORADO	W (OT)	2-1	29-32-6
27	12/03	LOS ANGELES	L	3-1	12-12-3	68	03/08	CAROLINA	L	3-2	29-33-6
28	12/06	@ Washington	L	6-2	12-13-3	69	03/10	@ Boston	L	7-4	29-34-6
29	12/08	BUFFALO	W (OT)	3-2	13-13-3	70	03/11	BOSTON	W	3-1	30-34-6
30	12/10	ARIZONA	W	3-1	14-13-3	71	03/15	@ Winnipeg	L	6-2	30-35-6
31	12/12	FLORIDA	W (OT)	3-2	15-13-3	72	03/17	@ Buffalo	L	5-3	30-36-6
32	12/14	@ Winnipeg	W	5-1	16-13-3	73	03/18	ST. LOUIS	OTL	5-4	30-36-7
33	12/17	MINNESOTA	W	4-1	17-13-3	74	03/20	COLORADO	L	5-1	30-37-7
34	12/21	DALLAS	L	4-0	17-14-3	75	03/22	VANCOUVER	L	5-2	30-38-7
35	12/23	@ New Jersey	L	4-1	17-15-3	76	03/24	@ NY Islanders	W	3-1	31-38-7
36	12/28	@ Vancouver	L	5-2	17-16-3	77	03/26	SAN JOSE	W (SO)	4-3	31-38-8
37	12/29	@ Edmonton	W (OT)	4-3	18-16-3	78	03/29	WINNIPEG	L	6-2	32-38-8
38	12/31	@ Calgary	L (OT)	4-3	18-16-4	79	03/30	@ Colorado	L	5-0	32-39-8
39	01/03	@ NY Rangers	W	5-2	19-16-4	80	04/04	@ St. Louis	W	4-3	33-39-8
40	01/05	VEGAS	L	5-4	19-17-4	81	04/06	ST. LOUIS	L	4-1	33-40-8
41	01/07	EDMONTON	W	4-1	20-17-4	82	04/07	@ Winnipeg	L	4-1	33-41-8

TRADITION
RECORDS
PLAYOFFS
HISTORY
PLAYERS

PLAYER	GP	G	A	PTS	PIM	PLAYER	GP	G	A	PTS	PIM
PATRICK KANE	82	27	49	76	32	CODY FRANSON	23	1	6	7	8
ALEX DEBRINCAT	82	28	24	52	6	TANNER KERO	8	1	2	3	0
NICK SCHMALTZ	78	21	31	52	18	DYLAN SKURA	5	0	3	3	0
JONATHAN TOEWS	74	20	32	52	47	CARL DAHLSTROM	11	0	3	3	0
BRANDON SAAD	82	18	17	35	14	MATTHEW HIGHMORE	13	2	0	2	0
DUNCAN KEITH	82	2	30	32	28	BLAKE HILLMAN	4	1	0	1	0
ARTEM ANISIMOV	72	20	11	31	22	ANDREAS MARTINSEN	9	1	0	1	17
BRENT SEABROOK	81	7	19	26	38	VICTOR ELDSELL	6	0	1	1	0
RYAN HARTMAN	57	8	17	25	58						
VINNIE HINOSTROZA	50	7	18	25	10						
PATRICK SHARP	70	10	11	21	14						
JAN RUTTA	57	6	14	20	24						
RICHARD PANIK	37	6	10	16	26						
ERIK GUSTAFSSON	35	5	11	16	6						
JORDAN OESTERLE	55	5	10	15	8						
CONNOR MURPHY	76	2	12	14	34						
JOHN HAYDEN	47	4	9	13	54						
GUSTAV FORSLING	41	3	10	13	8						
TOMMY WINGELS	57	7	5	12	43						
DAVID KAMPF	46	4	7	11	12						
TOMAS JURCO	29	6	4	10	12						
LANCE BOUTMA	53	3	6	9	36						
ANTHONY DUCLAIR	23	2	6	8	6						
MICHAEL KEMPNY	31	1	6	7	12						

GOALIES	GP	W	L	OTL	MINS	GA	SO	AVG
COREY CRAWFORD	28	16	9	2	2,27	1,584	782	.929
ANTON FORSBERG	35	10	16	4	2,97	1,715	836	.908
J-F BERUBE	13	3	6	1	3,78	667	356	.894
JEFF GLASS	15	3	7	3	3,36	821	406	.890
COLLIN DELIA	2	1	1	0	3,96	106	56	.889
SCOTT FOSTER	1	0	0	0	0,00	14	7	1,000

HISTORY OF THE BLACKHAWKS

2018-19 CHICAGO BLACKHAWKS

36-34-12, 84 POINTS, 6TH CENTRAL DIVISION

GM	DATE	OPPONENT	RESULT	SCORE	RECORD	GM	DATE	OPPONENT	RESULT	SCORE	RECORD
1	10/04	@ Ottawa	OTW	4-3	1-0-0	42	01/01	BOSTON	L	4-2	15-21-6
2	10/06	@ St. Louis	OTW	5-4	2-0-0	43	01/03	@ NY Islanders	OTL	3-2	15-21-7
3	10/07	TORONTO	OTL	7-6	2-0-1	44	01/06	@ Pittsburgh	W	5-3	16-21-7
4	10/11	@ Minnesota	OTL	4-3	2-0-2	45	01/07	CALGARY	L	4-3	16-22-7
5	10/13	ST. LOUIS	OTW	4-3	3-0-2	46	01/09	NASHVILLE	OTL	4-3	16-22-8
6	10/18	ARIZONA	L	4-1	3-1-2	47	01/12	LAS VEGAS	OTL	4-3	16-22-9
7	10/20	@ Columbus	W	4-1	4-1-2	48	01/14	@ New Jersey	L	8-5	16-23-9
8	10/21	TAMPA BAY	L	6-3	4-2-2	49	01/17	@ NY Rangers	L	4-3	16-23-9
9	10/23	ANAHEIM	W	3-1	5-2-2	50	01/20	WASHINGTON	W	8-5	17-23-9
10	10/25	NY RANGERS	W	4-1	6-2-2	51	01/22	NY ISLANDERS	W (SO)	3-2	18-23-9
11	10/27	@ St. Louis	L	7-3	6-3-2	52	02/01	@ Buffalo	W	7-3	19-24-9
12	10/28	EDMONTON	OTL	2-1	6-3-3	53	02/02	@ Minnesota	OTW	4-3	20-24-9
13	10/31	@ Vancouver	L	4-2	6-4-3	54	02/05	@ Edmonton	W	6-2	21-24-9
14	11/01	@ Edmonton	L	4-0	6-5-3	55	02/07	VANCOUVER	OTW	4-3	22-24-9
15	11/03	@ Calgary	L	5-3	6-6-3	56	02/10	DETROIT	W	5-2	23-24-9
16	11/08	CAROLINA	L	4-3	6-7-3	57	02/12	@ Boston	L	6-3	23-25-9
17	11/10	@ Philadelphia	L	4-0	6-8-3	58	02/14	NEW JERSEY	W	5-2	24-25-9
18	11/12	@ Carolina	OTL	3-2	6-8-4	59	02/16	COLUMBUS	L	5-2	24-26-9
19	11/14	ST. LOUIS	W	1-0	7-8-4	60	02/18	OTTAWA	W	8-7	25-26-9
20	11/16	LOS ANGELES	L (SO)	2-1	7-8-5	61	02/20	@ Detroit	OTW	5-4	26-26-9
21	11/18	MINNESOTA	W	3-1	8-8-5	62	02/22	COLORADO	L	5-3	26-27-9
22	11/21	@ Washington	L	4-2	8-9-5	63	02/24	DALLAS	L	4-3	26-28-9
23	11/23	@ Tampa Bay	L	4-2	8-10-5	64	02/27	@ Anaheim	W	4-3	27-28-9
24	11/24	@ Florida	OTW	5-4	9-10-5	65	03/02	@ Los Angeles	L	6-3	27-29-9
25	11/27	LAS VEGAS	L	8-3	9-11-5	66	03/05	@ San Jose	L	5-2	27-30-9
26	11/29	@ Winnipeg	L	6-5	9-12-5	67	03/07	BUFFALO	W (SO)	5-4	28-30-9
27	12/01	@ Nashville	L	5-2	9-13-5	68	03/09	@ Dallas	W	2-1	29-30-9
28	12/02	CALGARY	L	3-2	9-14-5	69	03/11	ARIZONA	W	7-1	30-30-9
29	12/05	@ Anaheim	L	4-2	9-15-5	70	03/13	@ Toronto	W	5-4	31-30-9
30	12/06	@ Las Vegas	L	4-3	9-16-5	71	03/16	@ Montreal	W	2-0	32-30-9
31	12/09	MONTREAL	L	3-2	9-17-5	72	03/18	VANCOUVER	OTL	3-2	32-30-10
32	12/11	@ Winnipeg	L	6-3	9-18-5	73	03/21	PHILADELPHIA	L	3-1	32-31-10
33	12/12	PITTSBURGH	W	6-3	10-18-5	74	03/23	@ Colorado	L	4-2	32-32-10
34	12/14	WINNIPEG	OTL	4-3	10-18-6	75	03/24	COLORADO	OTW	2-1	33-32-10
35	12/16	SAN JOSE	L	7-3	10-19-6	76	03/26	@ Arizona	L	1-0	33-33-10
36	12/18	NASHVILLE	W	2-1	11-19-6	77	03/28	@ San Jose	W	5-4	34-33-10
37	12/20	@ Dallas	W	5-2	12-19-6	78	03/30	@ Los Angeles	OTL	3-2	34-33-11
38	12/21	@ Colorado	W	2-1	13-19-6	79	04/01	WINNIPEG	OTL	4-3	34-33-12
39	12/23	FLORIDA	L	6-3	13-20-6	80	04/03	ST. LOUIS	W (SO)	4-3	35-33-12
40	12/27	MINNESOTA	W	5-2	14-20-6	81	04/05	DALLAS	W	6-1	36-33-12
41	12/29	@ Colorado	OTW	3-2	15-20-6	82	04/06	@ Nashville	L	5-2	36-34-12

PLAYER	GP	G	A	PTS	PIM	GOALIES	GP	W	L	OTL	MINS	SO	GA	AVG
PATRICK KANE	81	44	66	110	22	CAM WARD	33	16	12	4	1882	0	115	3.67
JONATHAN TOEWS	82	35	46	81	40	COREY CRAWFORD	39	14	18	5	2215	2	108	2.93
ALEX DEBRINCAT	82	41	35	76	15	COLLIN DELIA	16	6	4	3	831	0	50	3.61
ERIK GUSTAFSSON	79	17	43	60	34									
DYLAN STROME	58	17	34	51	14									
BRANDON SAAD	80	23	24	47	12									
DUNCAN KEITH	82	6	34	40	70									
ARTEM ANISIMOV	78	15	22	37	14									
DOMINIK KAHUN	82	13	24	37	6									
BRENT SEABROOK	78	5	23	28	41									
DAVID KAMPE	63	4	15	19	14									
BRENDAN PERLINI	46	12	3	15	20									
CONNOR MURPHY	52	5	8	13	40									
DRAKE CAGGIULA	26	5	7	12	12									
HENRI JOKIHARJU	38	0	12	12	16									
MARCUS KRUGER	74	4	8	12	30									
NICK SCHMALTZ	23	2	9	11	6									
CHRIS KUNITZ	56	5	5	10	25									
GUSTAV FORSLING	43	3	6	9	30									
DYLAN SIKURA	33	0	8	8	0									
CARL DAHLSTROM	38	0	6	6	6									
JAN RUTTA	23	2	4	6	12									
ALEXANDRE FORTIN	24	3	3	6	2									
JOHN HAYDEN	54	3	2	5	27									
SLATER KOEKKOEK	22	1	4	5	10									
ANDREAS MARTINSEN	24	1	3	4	14									
BRANDON MANNING	27	1	2	3	21									
BRANDON DAVIDSON	10	0	1	1	15									
LUKE JOHNSON	15	0	1	1	8									

HISTORY OF THE BLACKHAWKS

2019-20 CHICAGO BLACKHAWKS

32-30-8, 72 POINTS, 7TH CENTRAL DIVISION

GM	DATE	OPPONENT	RESULT	SCORE	RECORD
1	10/04	@ Philadelphia	L	4-3	0-1-0
2	10/10	SAN JOSE	L	5-4	0-2-0
3	10/12	WINNIPEG	OTL	3-2	0-2-1
4	10/14	EDMONTON	W	3-1	1-2-1
5	10/18	COLUMBUS	OTW	3-2	2-2-1
6	10/20	WASHINGTON	L	5-3	2-3-1
7	10/22	VEGAS	SOL	2-1	2-3-2
8	10/24	PHILADELPHIA	L	4-1	2-4-2
9	10/26	@ Carolina	L	4-0	2-5-2
10	10/27	LOS ANGELES	W	5-1	3-5-2
11	10/29	@ Nashville	L	3-0	3-6-2
12	11/02	@ Los Angeles	OTL	4-3	3-6-3
13	11/03	@ Anaheim	OTW	3-2	4-6-3
14	11/05	@ San Jose	L	4-2	4-7-3
15	11/07	VANCOUVER	W	5-2	5-7-3
16	11/09	@ Pittsburgh	SOL	3-2	5-7-4
17	11/10	TORONTO	W	5-4	6-7-4
18	11/13	@ Vegas	W	5-3	7-7-4
19	11/16	@ Nashville	W	7-2	8-7-4
20	11/17	BUFFALO	W	4-1	9-7-4
21	11/19	CAROLINA	L	4-2	9-8-4
22	11/21	TAMPA BAY	L	4-2	9-9-4
23	11/23	@ Dallas	SOL	2-1	9-9-5
24	11/26	DALLAS	W	3-0	10-9-5
25	11/29	COLORADO	L	5-2	10-10-5
26	11/30	@ Colorado	L	7-3	10-11-5
27	12/02	ST. LOUIS	L	4-0	10-12-5
28	12/05	@ Boston	OTW	4-3	11-12-5
29	12/06	@ New Jersey	SOL	2-1	12-12-5
30	12/08	ARIZONA	SOW	4-3	12-12-6
31	12/10	@ Vegas	L	4-3	12-13-6
32	12/12	@ Arizona	L	5-2	12-14-6
33	12/14	@ St. Louis	L	4-3	12-15-6
34	12/15	MINNESOTA	W	5-3	13-15-6
35	12/18	COLORADO	L	4-1	13-16-6
36	12/19	@ Winnipeg	W	4-1	14-16-6
37	12/21	@ Colorado	W	5-3	15-16-6
38	12/23	NEW JERSEY	L	7-1	15-17-6
39	12/27	ISLANDERS	W	5-2	16-17-6
40	12/29	@ Columbus	SOW	3-2	16-17-6
41	12/31	@ Calgary	W	5-3	18-17-6

GM	DATE	OPPONENT	RESULT	SCORE	RECORD
42	01/02	@ Vancouver	L	7-5	18-18-6
43	01/05	DETROIT	W	4-2	19-18-6
44	01/07	CALGARY	L	2-1	19-19-6
45	01/09	NASHVILLE	L	5-2	19-20-6
46	01/11	ANAHEIM	W	4-2	20-20-6
47	01/14	@ Ottawa	OTW	3-2	21-20-6
48	01/15	@ Montreal	W	4-1	22-20-6
49	01/18	@ Toronto	W	6-2	23-20-6
50	01/19	WINNIPEG	W	5-2	24-20-6
51	01/21	FLORIDA	L	4-3	24-21-6
52	02/01	@ Arizona	SOW	3-2	25-21-6
53	02/04	@ Minnesota	OTL	3-2	25-21-7
54	02/05	BOSTON	OTL	2-1	25-21-8
55	02/09	@ Winnipeg	L	5-2	25-22-8
56	02/11	@ Edmonton	L	5-3	25-23-8
57	02/12	@ Vancouver	L	3-0	25-24-8
58	02/15	@ Calgary	W	8-4	26-24-8
59	02/16	@ Winnipeg	L	3-2	26-25-8
60	02/19	RANGERS	L	6-3	26-26-8
61	02/21	NASHVILLE	OTW	2-1	27-26-8
62	02/23	@ Dallas	L	2-1	27-27-8
63	02/25	@ St. Louis	L	6-5	27-28-8
64	02/27	@ Tampa Bay	W	5-2	28-28-8
65	02/29	@ Florida	SOW	3-2	29-28-8
66	03/05	ANAHEIM	W	6-2	30-28-8
67	03/05	EDMONTON	W	4-3	31-28-8
68	03/06	@ Detroit	L	2-1	31-29-8
69	03/08	ST. LOUIS	L	2-0	31-30-8
70	03/11	SAN JOSE	W	6-2	32-30-8

TRADITION

RECORDS

PLAYOFFS

HISTORY

PLAYERS

PLAYER	GP	G	A	PTS	PIM
PATRICK KANE	70	33	51	84	40
JONATHAN TOEWS	70	18	42	60	48
DOMINIK KUBALIK	68	30	16	46	16
ALEX DEBRINCAT	70	18	27	45	15
DYLAN STROME	58	12	26	38	16
BRANDON SAAD	58	21	12	33	16
DUNCAN KEITH	61	3	24	27	18
ALEXANDER NYLANDER	65	10	16	26	10
ERIK GUSTAFSSON	59	6	20	26	25
KIRBY DACH	64	8	15	23	24
CONNOR MURPHY	58	5	14	19	27
OLLI MAATTA	65	4	13	17	20
DAVID KAMPF	70	8	8	16	8
DRAKE CAGGIULA	40	9	6	15	32
RYAN CARPENTER	69	3	12	15	28
ADAM BOOVIET	41	4	9	13	6
ZACH SMITH	50	4	7	11	29
ANDREW SHAW	26	3	7	10	33
SLATER KOEKOEK	42	1	9	10	42
MATTHEW HIGHMORE	36	2	4	6	6
CALVIN DEHAAN	29	1	5	6	10
BRENT SEABROOK	32	3	1	4	8
DENNIS GIBERT	21	1	2	3	38
DYLAN SIKURA	9	1	2	3	0
LUCAS CARLSSON	6	0	1	1	0
NICK SEELER	6	0	1	1	7

PLAYER	GP	G	A	PTS	PIM
NICOLAS BEAUDIN	1	0	0	0	0
BRANDON HAGEL	1	0	0	0	0
BRANDON PERLINI	1	0	0	0	0
JOHN QUENNEVILLE	9	0	0	0	0
ANTON WEDIN	4	0	0	0	4

GOALIES	GP	W	L	OTL	GAA	SV	MIN	SV%
ROBIN LEHNER	33	16	10	5	3.01	1,058	1,875	.918
COREY CRAWFORD	40	16	20	3	2.77	1,386	2,340	.917
MALCOLM SUBBAN	1	0	0	0	0.00	-	1	-

HISTORY OF THE BLACKHAWKS

2020-21 CHICAGO BLACKHAWKS

24-25-7, 55 POINTS, 6TH CENTRAL DIVISION

GM	DATE	OPPONENT	RESULT	SCORE	RECORD	GM	DATE	OPPONENT	RESULT	SCORE	RECORD
1	01/15	@ Tampa Bay	L	5-1	0-1-0	42	04/10	@ COLUMBUS W	4-3	19-18-5	
2	01/15	@ Tampa Bay	L	5-2	0-2-0	43	04/12	@ Columbus	OTW	4-3	20-18-5
3	01/17	@ Florida	L	5-2	0-3-0	44	04/15	@ Detroit	L	4-1	20-19-5
4	01/19	@ Florida	OTL	5-4	0-3-1	45	04/17	@ Detroit	W	4-0	21-19-5
5	01/22	DETROIT	W	4-1	1-3-1	46	04/19	@ Nashville	L	5-2	21-20-5
6	01/24	DETROIT	W	6-2	2-3-1	47	04/21	NASHVILLE	OTW	5-4	22-20-5
7	01/26	@ Nashville	OTL	3-2	2-3-2	48	04/23	NASHVILLE	L	3-1	22-21-5
8	01/27	@ Nashville	SOL	2-1	2-3-3	49	04/27	TAMPA BAY	L	7-4	22-22-5
9	01/29	COLUMBUS	L	2-1	2-4-3	50	04/29	FLORIDA	OTL	4-3	22-22-6
10	01/31	COLUMBUS	W	3-1	3-4-3	51	05/01	FLORIDA	L	5-4	22-23-6
11	02/02	CAROLINA	SOL	4-3	3-4-4	52	05/03	@ Carolina	L	5-2	22-24-6
12	02/04	CAROLINA	W	6-4	4-4-4	53	05/04	@ Carolina	L	6-3	22-25-6
13	02/07	@ Dallas	OTW	2-1	5-4-4	54	05/06	@ Carolina	OTW	2-1	23-25-6
14	02/09	@ Dallas	OTW	2-1	6-4-4	55	05/09	DALLAS	W	4-2	24-25-6
15	02/11	COLUMBUS	L	6-5	6-5-4	56	05/10	DALLAS	OTL	5-4	24-25-7
16	02/13	COLUMBUS	OTW	3-2	7-5-4						
17	02/15	@ Detroit	OTW	3-2	8-5-4						
18	02/17	@ Detroit	W	2-0	9-5-4						
19	02/19	@ Carolina	L	5-3	9-6-4						
20	02/23	@ Columbus	SOW	6-5	10-6-4						
21	02/25	@ Columbus	W	2-0	11-6-4						
22	02/27	DETROIT	L	5-3	11-7-4						
23	02/28	DETROIT	W	7-2	12-7-4						
24	03/04	TAMPA BAY	OTL	3-2	12-7-5						
25	03/05	TAMPA BAY	SOW	4-3	13-7-5						
26	03/07	TAMPA BAY	L	6-3	13-8-5						
27	03/09	@ Dallas	L	6-1	13-9-5						
28	03/11	@ Dallas	W	4-2	14-9-5						
29	03/13	@ Florida	L	4-2	14-10-5						
30	03/15	@ Florida	L	6-3	14-11-5						
31	03/18	@ Tampa Bay	L	4-2	14-12-5						
32	03/20	@ Tampa Bay	L	4-1	14-13-5						
33	03/23	FLORIDA	W	3-2	15-13-5						
34	03/25	FLORIDA	W	3-0	16-13-5						
35	03/27	NASHVILLE	L	3-1	16-14-5						
36	03/28	NASHVILLE	L	3-2	16-15-5						
37	03/30	CAROLINA	W	2-1	17-15-5						
38	04/01	CAROLINA	L	4-3	17-16-5						
39	04/03	@ Nashville	L	3-0	19-16-4						
40	04/06	DALLAS	W	4-2	18-17-5						
41	04/08	DALLAS	L	5-1	18-18-5						

PLAYER	GP	G	A	PTS	PIM
PATRICK KANE	56	15	51	66	14
ALEX DEBRINCAT	52	32	24	56	12
DOMINIK KUBALIK	56	17	21	38	18
PIUS SUTER	55	14	13	27	14
BRANDON HAGEL	52	9	15	24	11
MATTIAS JANMARK	41	10	9	19	8
DYLAN STROME	40	9	8	17	14
PHILIPP KURASHVY	54	8	8	16	12
ADAM BOOVIET	35	2	14	16	14
CARL SODERBERG	34	7	8	15	14
DUNCAN KEITH	54	4	11	15	30
CONNOR MURPHY	50	3	12	15	35
YVINNIE HINOSTROZA	17	4	8	12	8
DAVID KAMPF	56	1	11	12	20
KIRBY DACH	18	2	8	10	4
CALVIN DA HAAN	44	1	9	10	14
WYATT KALYNIK	21	4	5	9	4
NIKITA ZADOROV	55	1	7	8	36
IAN MITCHELL	39	3	4	7	14
NICOLAS BEAUDIN	19	2	4	6	2
RYAN CARPENTER	40	4	1	5	19
ANDREW SHAW	14	2	2	4	6
ADAM GAUDETTE	7	1	3	4	0
MIKE HARDMAN	8	1	2	3	0
LUCAS WALLMARK	16	0	3	3	6
BRETT CONNOLLY	10	1	1	2	2

PLAYER	GP	G	A	PTS	PIM
MACKENZIE ENTWISTLE	5	1	1	2	2
MATTHEW HIGHMORE	24	0	2	2	6
KEVIN LANKINEN	37	0	2	2	2
RILEY STILLMAN	13	1	0	1	2
MADISON BOWEY	2	0	1	1	0
LUCAS CARLSSON	12	0	1	1	2
REESE JOHNSON	5	0	0	0	9
BRANDON PIRRI	1	0	0	0	0
ALEC REGUIA	3	0	0	0	0

GOALIES	GP	W	L	OTL	GAA	SV	MIN	SV%
KEVIN LANKINEN	37	17	14	5	3.01	1,095	2,175	.909
MALCOLM SUBBAN	16	6	8	1	3.20	424	881	.900
COLLIN DELIA	6	1	3	1	3.59	185	334	.902

TRADITION

RECORDS

PLAYOFFS

HISTORY

PLAYERS

HISTORY OF THE BLACKHAWKS

2021-22 CHICAGO BLACKHAWKS

28-42-12, 68 POINTS, 7TH CENTRAL DIVISION

GM	DATE	OPPONENT	RESULT	SCORE	RECORD	GM	DATE	OPPONENT	RESULT	SCORE	RECORD
1	10/15	@ Colorado	L	4-2	0-1-0	42	01/24	@ Colorado	L	2-0	15-20-7
2	10/15	@ New Jersey	OTL	4-3	0-1-1	43	01/26	@ Detroit	W	8-5	16-20-7
3	10/16	@ Pittsburgh	L	5-2	0-2-1	44	01/28	COLORADO	L	6-4	16-21-7
4	10/19	ISLANDERS	L	4-1	0-3-1	45	01/31	VANCOUVER	L	3-1	16-22-7
5	10/21	VANCOUVER	L	4-1	0-4-1	46	02/02	MINNESOTA	L	5-0	16-23-7
6	10/24	DETROIT	L	6-3	0-5-1	47	02/09	@ Edmonton	W	4-1	17-23-7
7	10/27	TORONTO	OTL	3-2	0-5-2	48	02/12	@ St. Louis	L	5-1	17-24-7
8	10/29	@ Carolina	L	6-3	0-6-2	49	02/14	@ Winnipeg	W	3-1	18-24-7
9	10/30	@ St. Louis	L	1-0	0-7-2	50	02/17	COLUMBUS	L	7-4	18-25-7
10	11/01	OTTAWA	W	5-1	1-7-2	51	02/18	DALLAS	SOL	1-0	18-25-8
11	11/05	CAROLINA	L	4-3	1-8-2	52	02/20	FLORIDA	L	5-2	18-26-8
12	11/05	@ Winnipeg	L	5-1	1-9-2	53	02/25	NEW JERSEY	W	8-5	19-26-8
13	11/07	NASHVILLE	OTW	2-1	2-9-2	54	02/27	ST. LOUIS	L	4-0	19-27-8
14	11/09	PITTSBURGH	SOW	3-2	3-9-2	55	03/05	EDMONTON	OTW	4-3	20-27-8
15	11/12	ARIZONA	W	2-1	4-9-2	56	03/05	@ Philadelphia	L	4-3	20-28-8
16	11/17	@ Seattle	W	4-2	5-9-2	57	03/06	TAMPA	L	6-3	20-29-8
17	11/20	@ Edmonton	L	5-2	5-10-2	58	03/08	ANAHEIM	W	8-3	21-29-8
18	11/21	@ Vancouver	W	1-0	6-10-2	59	03/10	@ Boston	L	4-3	21-30-8
19	11/23	@ Calgary	L	5-2	6-11-2	60	03/12	@ Ottawa	W	6-3	22-30-8
20	11/26	ST. LOUIS	OTW	3-2	7-11-2	61	03/15	BOSTON	OTL	2-1	22-30-9
21	11/28	SAN JOSE	L	2-0	7-12-2	62	03/19	@ Minnesota	L	3-1	22-31-9
22	12/02	@ Washington	SOW	4-3	8-12-2	63	03/20	WINNIPEG	L	6-4	22-32-9
23	12/04	@ Rangers	L	3-2	8-13-2	64	03/25	@ Anaheim	W	4-2	23-32-9
24	12/05	@ Islanders	SOW	3-2	9-13-2	65	03/24	@ Los Angeles	SOW	4-3	24-32-9
25	12/07	RANGERS	L	6-2	9-14-2	66	03/26	@ Vegas	OTL	5-4	24-32-10
26	12/09	@ Montreal	W	2-0	10-14-2	67	03/28	BUFFALO	L	6-5	24-33-10
27	12/11	@ Toronto	L	5-4	10-15-2	68	03/31	@ Florida	L	4-0	24-34-10
28	12/15	WASHINGTON	OTW	5-4	11-15-2	69	04/01	@ Tampa Bay	L	5-2	24-35-10
29	12/17	NASHVILLE	OTL	3-2	11-15-3	70	04/03	ARIZONA	OTL	3-2	24-36-11
30	12/18	@ Dallas	OTL	4-3	11-15-4	71	04/07	SEATTLE	L	2-0	24-37-11
31	01/01	@ Nashville	L	6-1	11-16-4	72	04/10	DALLAS	L	6-4	24-37-11
32	01/02	CALGARY	L	5-1	11-17-4	73	04/12	LOS ANGELES	L	5-2	24-38-11
33	01/04	COLORADO	OTL	4-3	11-17-5	74	04/14	SAN JOSE	SOW	5-4	25-38-11
34	01/06	@ Arizona	L	6-4	11-18-5	75	04/16	@ Nashville	L	4-3	25-39-11
35	01/08	@ Vegas	W	2-1	12-18-5	76	04/18	CALGARY	L	5-2	25-40-11
36	01/11	@ Columbus	W	4-2	13-18-5	77	04/20	@ Arizona	OTW	4-3	26-40-11
37	01/15	MONTREAL	OTW	3-2	14-18-5	78	04/21	@ Los Angeles	L	4-1	26-41-11
38	01/15	ANAHEIM	W	3-0	15-18-5	79	04/23	@ San Jose	L	4-1	26-42-11
39	01/17	@ Seattle	SOL	3-2	15-18-6	80	04/25	PHILADELPHIA	W	3-1	27-42-11
40	01/21	MINNESOTA	L	5-1	15-19-6	81	04/27	VEGAS	SOW	4-3	28-42-11
41	01/22	@ Minnesota	OTL	4-3	15-19-7	82	04/29	@ Buffalo	OTL	4-2	28-42-12

TRADITION
RECORDS
PLAYOFFS
HISTORY
PLAYERS

PLAYER	GP	G	A	PTS	PIM
PATRICK KANE	78	26	66	92	18
ALEX DEBRINCAT	82	41	37	78	19
SETH JONES	78	5	46	51	28
DYLAN STROME	69	22	26	48	28
BRANDON HAGEL	55	21	16	37	25
JONATHAN TOEWS	71	12	25	37	39
DOMINIK KUBALIK	78	15	17	32	16
KIRBY DACH	70	9	17	26	45
JAKE MCCABE	75	4	18	22	33
PHILIPP KURASHEV	67	6	15	21	12
ERIK GUSTAFSSON	59	3	15	18	14
CALEB JONES	51	5	10	15	18
MACKENZIE ENTWISTLE	55	5	7	12	23
RILEY STILLMAN	52	2	10	12	36
SAM LAFFERTY	46	5	6	11	21
RYAN CARPENTER	59	3	8	11	36
TAYLOR RADDYSH	21	6	4	10	2
CONNOR MURPHY	57	4	6	10	47
CALVIN DE HAAN	69	4	4	8	35
HENRIK BORGSTROM	52	4	3	7	22
TYLER JOHNSON	26	3	4	7	12
REESE JOHNSON	37	1	5	6	16
JUHAR KHAIRA	27	3	0	3	13
ADAM GAUDETTE	8	1	1	2	4
ALEX VLASIC	15	1	1	2	2
MIKE HARDMAN	21	0	2	2	11
BORIS KATCHOUK	21	1	0	1	14
ALEC REGULA	15	1	0	1	12
BRETT CONNOLLY	9	0	1	1	15

PLAYER	GP	G	A	PTS	PIM
IAN MITCHELL	8	0	1	1	0
LUKAS REICHEL	11	0	1	1	0
JOSHUA SELWEN	15	0	1	1	4
NICHOLAS BEAUDIN	2	0	0	0	0
KURTIS GABRIEL	2	0	0	0	0
JAKUB GALVAS	6	0	0	0	0
WYATT KALYNUK	5	0	0	0	2
ISAAK PHILLIPS	4	0	0	0	4

GOALIES	GP	W	L	OTL	MINS	SO	GA	AVG
MARC-ANDRE FLEURY	45	19	21	5	2,627	4	129	2.95
KEVIN LANKINEN	32	8	15	6	973	0	106	3.50
COLLIN DELIA	8	1	4	1	218	0	22	3.85
ARVID SODERBLOM	3	0	2	0	156	0	13	5.01

HISTORY OF THE BLACKHAWKS

2022-23 CHICAGO BLACKHAWKS

26-49-7, 59 POINTS, 8TH CENTRAL DIVISION

GM	DATE	OPPONENT	RESULT	SCORE	RECORD	GM	DATE	OPPONENT	RESULT	SCORE	RECORD
1	10/12	@ Colorado	L	5-2	0-1-0	42	01/17	BUFFALO	OTW	4-3	12-26-4
2	10/13	@ Vegas	L	1-0	0-2-0	43	01/19	@ Philadelphia	W	4-1	13-26-4
3	10/15	@ San Jose	W	5-2	1-2-0	44	01/21	@ St. Louis	W	5-3	14-26-4
4	10/21	DETROIT	OTW	4-3	2-2-0	45	01/22	LOS ANGELES	L	2-1	14-27-4
5	10/23	SEATTLE	W	5-4	3-2-0	46	01/24	@ Vancouver	L	5-2	14-28-4
6	10/25	FLORIDA	W	4-2	4-2-0	47	01/26	@ Calgary	W	5-1	15-28-4
7	10/27	EDMONTON	L	6-5	4-3-0	48	01/28	@ Edmonton	L	7-3	15-29-4
8	10/29	@ Buffalo	OTL	4-3	4-3-1	49	02/07	ANAHEIM	OTL	3-2	15-29-5
9	10/30	MINNESOTA	SOL	4-3	4-3-2	50	02/10	ARIZONA	OTW	4-3	16-29-5
10	11/01	ISLANDERS	L	3-1	4-4-2	51	02/11	@ Winnipeg	L	4-1	16-30-5
11	11/03	LOS ANGELES	OTW	2-1	5-4-2	52	02/14	@ Montreal	L	4-0	16-31-5
12	11/05	@ Winnipeg	L	4-0	5-5-2	53	02/15	@ Toronto	L	5-2	16-32-5
13	11/10	@ Los Angeles	OTL	2-1	5-5-3	54	02/17	@ Ottawa	OTW	4-3	17-32-5
14	11/12	@ Anaheim	W	3-2	6-5-3	55	02/19	TORONTO	W	5-3	18-32-5
15	11/14	CAROLINA	L	3-0	6-6-3	56	02/21	VEGAS	SOW	3-2	19-32-5
16	11/16	ST. LOUIS	L	5-2	6-7-3	57	02/22	@ Dallas	W	4-3	20-32-5
17	11/19	@ Boston	L	6-1	6-8-3	58	02/25	@ San Jose	SOW	4-3	21-32-5
18	11/20	PITTSBURGH	L	5-3	6-9-3	59	02/27	@ Anaheim	L	4-2	21-33-5
19	11/23	@ Dallas	L	6-4	6-10-3	60	02/28	@ Montreal	L	4-1	21-35-5
20	11/25	MONTREAL	SOL	3-2	6-10-4	61	03/02	DALLAS	L	5-2	21-35-5
21	11/27	WINNIPEG	L	7-2	6-11-4	62	03/04	NASHVILLE	L	3-1	21-36-5
22	11/30	EDMONTON	L	5-4	6-12-4	63	03/06	OTTAWA	W	5-0	22-36-5
23	12/03	@ Rangers	W	5-2	7-12-4	64	03/08	@ Detroit	L	4-3	22-37-5
24	12/04	@ Islanders	L	3-0	7-13-4	65	03/10	@ Florida	OTL	4-3	22-37-6
25	12/06	@ New Jersey	L	3-0	7-14-4	66	03/11	@ Tampa Bay	L	3-1	22-38-6
26	12/09	WINNIPEG	L	3-1	7-15-4	67	03/14	BOSTON	W	6-3	23-38-6
27	12/13	WASHINGTON	L	7-3	7-16-4	68	03/16	@ Nashville	W	2-1	24-38-6
28	12/15	VEGAS	L	4-1	7-17-4	69	03/18	@ Arizona	W	4-2	24-39-6
29	12/16	@ Minnesota	L	4-1	7-18-4	70	03/20	@ Colorado	L	5-0	24-40-6
30	12/18	RANGERS	L	7-1	7-19-4	71	03/23	@ Washington	L	6-1	24-41-6
31	12/21	NASHVILLE	L	4-2	7-20-4	72	03/25	@ Minnesota	L	3-1	24-42-6
32	12/23	COLUMBUS	W	5-2	8-20-4	73	03/26	VANCOUVER	L	4-2	24-43-6
33	12/27	@ Carolina	L	3-0	8-21-4	74	03/28	DALLAS	L	4-1	24-44-6
34	12/29	@ St. Louis	L	3-1	8-22-4	75	03/30	ST. LOUIS	L	5-3	24-45-6
35	12/31	@ Columbus	L	4-1	8-23-4	76	04/01	NEW JERSEY	L	6-3	24-46-6
36	01/01	SAN JOSE	L	5-2	8-24-4	77	04/04	@ Calgary	W	4-3	25-46-6
37	01/03	TAMPA BAY	L	4-1	8-25-4	78	04/06	@ Vancouver	L	3-0	25-47-6
38	01/06	ARIZONA	W	2-0	9-25-4	79	04/08	@ Seattle	L	7-3	25-48-6
39	01/08	CALGARY	OTW	4-3	10-25-4	80	04/10	MINNESOTA	L	4-2	25-49-6
40	01/12	COLORADO	W	3-2	11-25-4	81	04/11	@ Pittsburgh	W	5-2	26-49-6
41	01/14	SEATTLE	L	8-5	11-26-4	82	04/13	PHILADELPHIA	OTL	5-4	26-49-7

PLAYER	GP	G	A	PTS	PIM
MAX DOMI	60	18	31	49	76
PATRICK KANE	54	16	29	45	10
ANDREAS ATHANASIOU	81	20	20	40	34
TAYLOR RADDYSH	78	20	17	37	16
SETH JONES	72	12	25	37	30
TYLER JOHNSON	56	12	20	32	16
JONATHAN TOEWS	53	15	16	31	45
JASON DICKINSON	78	9	21	30	28
PHILIPP KURASHEV	70	9	16	25	14
SAM LAFFERTY	51	10	11	21	28
JAKE MCCABE	55	2	18	20	27
BORIS KATCHOUK	58	5	11	16	27
CALEB JONES	73	4	12	16	40
LUKAS REICHEL	23	7	8	15	6
JUHAR KHAIRA	51	6	8	14	31
CONNOR MURPHY	80	7	6	13	69
MACKENZIE ENTWISTLE	66	4	6	10	14
COLIN BLACKWELL	53	2	8	10	6
ANDERS BJORK	13	2	6	8	2
JARRED TINORDI	44	2	6	8	40
IAN MITCHELL	35	1	7	8	8
JOEY ANDERSON	24	4	2	6	0
COLE GUTTMAN	14	4	2	6	2
REESE JOHNSON	57	4	2	6	38
ISAAK PHILLIPS	16	1	4	5	5
JACK JOHNSON	58	0	4	4	16
BUDDY ROBINSON	9	1	2	3	4

PLAYER	GP	G	A	PTS	PIM
PHILIP ROOS	17	1	2	3	4
NIKITA ZAITSEV	18	1	2	3	12
WYATT KAISER	9	0	3	3	4
AUSTIN WAGNER	7	1	1	2	0
DAVID GUST	4	1	0	1	2
BRETT SENNEY	7	1	0	1	2
ANDREAS ENGLUND	11	0	1	1	9
LUKE PHILP	3	0	1	1	2
ALEX VLASIC	6	0	1	1	0
MIKE HARDMAN	8	0	0	0	0
ALEC REGULA	4	0	0	0	4

GOALIES	GP	W	L	OTL	MINS	SO	GA	AVG
PETR MRAZEK	39	10	22	3	2,165	0	132	3.66
ALEX STALOCK	27	9	15	2	1,475	2	74	3.01
ARVID SODERBLOM	15	2	10	2	835	0	48	3.45
JAKSON STAUBER	6	5	1	0	364	0	17	2.81
DYLAN WELLS	1	0	0	0	20	0	1	3.00
ANTON KHUDOBIN	1	0	1	0	60	0	6	6.00

TRADITION

RECORDS

PLAYOFFS

HISTORY

PLAYERS

HISTORY OF THE BLACKHAWKS

2023-24 CHICAGO BLACKHAWKS

23-53-6, 52 POINTS, 8TH CENTRAL DIVISION

GM	DATE	OPPONENT	RESULT	SCORE	RECORD	GM	DATE	OPPONENT	RESULT	SCORE	RECORD
1	10/10	@ Pittsburgh	W	4-2	1-0-0	42	01/11	@ Winnipeg	L	2-1	12-28-2
2	10/11	@ Boston	L	3-1	1-1-0	43	01/13	DALLAS	L	3-1	12-29-2
3	10/14	@ Montreal	L	3-2	1-2-0	44	01/16	SAN JOSE	SOW	2-1	13-29-2
4	10/16	@ Toronto	W	4-1	2-2-0	45	01/18	@ Buffalo	L	3-0	13-30-2
5	10/19	@ Colorado	L	4-0	2-3-0	46	01/19	NY Islanders	OTW	4-3	14-30-2
6	10/21	VEGAS	L	5-3	2-4-0	47	01/22	@ Vancouver	L	2-0	14-31-2
7	10/24	BOSTON	L	0-3	2-5-0	48	01/24	@ Seattle	L	6-2	14-32-2
8	10/27	@ Vegas	OTW	4-3	3-5-0	49	01/25	@ Edmonton	L	3-0	14-33-2
9	10/30	@ Arizona	L	1-8	3-6-0	50	01/27	@ Calgary	L	1-0	14-34-2
10	11/04	FLORIDA	W	5-2	4-6-0	51	02/07	MINNESOTA	L	2-1	14-35-2
11	11/05	NEW JERSEY	L	4-2	4-7-0	52	02/09	NY RANGERS	OTL	4-3	14-35-5
12	11/09	@ Tampa Bay	W	5-3	5-7-0	53	02/13	VANCOUVER	L	4-2	14-36-5
13	11/12	@ Florida	L	4-5	5-8-0	54	02/15	PITTSBURGH	L	4-1	14-37-5
14	11/16	TAMPA	L	4-2	5-9-0	55	02/17	OTTAWA	W	3-2	15-37-5
15	11/18	@ Nashville	L	4-2	5-10-0	56	02/19	@ Carolina	L	6-3	15-38-5
16	11/19	BUFFALO	L	3-2	5-11-0	57	02/21	PHILADELPHIA	L	3-1	15-39-5
17	11/22	@ Columbus	L	7-3	5-12-0	58	02/23	WINNIPEG	OTL	3-2	15-39-4
18	11/24	TORONTO	W	4-3	6-12-0	59	02/25	DETROIT	OTL	3-2	15-39-5
19	11/26	ST. LOUIS	L	4-2	6-13-0	60	02/29	COLORADO	L	5-0	15-40-5
20	11/28	SEATTLE	W	4-3	7-13-0	61	03/02	COLUMBUS	L	5-2	15-41-5
21	11/30	@ Detroit	L	5-1	7-14-0	62	03/04	@ Colorado	L	5-0	15-42-5
22	12/02	@ Winnipeg	L	3-1	7-15-0	63	03/05	@ Arizona	W	5-2	16-42-5
23	12/05	@ Minnesota	L	4-1	7-16-0	64	03/09	@ Washington	L	4-1	16-43-5
24	12/05	NASHVILLE	SOL	4-3	7-16-1	65	03/10	ARIZONA	W	7-4	17-43-5
25	12/07	ANAHEIM	W	1-0	8-16-1	66	03/12	ANAHEIM	W	7-2	18-43-5
26	12/09	ST. LOUIS	W	3-1	9-16-1	67	03/15	LOS ANGELES	L	5-0	18-44-5
27	12/10	WASHINGTON	L	4-2	9-17-1	68	03/17	SAN JOSE	W	5-2	19-44-5
28	12/12	@ Edmonton	L	4-1	9-18-1	69	03/19	@ Los Angeles	L	6-2	19-45-5
29	12/14	@ Seattle	L	7-1	9-19-1	70	03/21	@ Anaheim	L	4-0	19-46-5
30	12/17	VANCOUVER	L	4-3	9-20-1	71	03/23	@ San Jose	OTW	5-4	20-46-5
31	12/19	COLORADO	W	3-2	10-20-1	72	03/26	CALGARY	W	3-1	21-46-5
32	12/22	MONTREAL	L	5-2	10-21-1	73	03/28	@ Ottawa	L	2-0	21-47-5
33	12/23	@ St. Louis	L	7-5	10-22-1	74	03/30	@ Philadelphia	W	5-1	22-47-5
34	12/27	WINNIPEG	OTW	2-1	11-22-1	75	04/02	@ NY Islanders	L	2-1	22-48-5
35	12/29	@ Dallas	OTL	5-4	11-22-2	76	04/06	DALLAS	W	3-2	23-48-5
36	12/31	@ Dallas	L	8-1	11-23-2	77	04/07	MINNESOTA	L	4-0	23-49-5
37	01/02	@ Nashville	L	3-0	11-24-2	78	04/10	@ St. Louis	L	5-2	23-50-5
38	01/04	@ NY Rangers	L	4-1	11-25-2	79	04/12	NASHVILLE	L	5-1	23-51-5
39	01/05	@ New Jersey	L	4-2	11-26-2	80	04/14	CAROLINA	L	4-2	23-52-5
40	01/07	CALGARY	W	4-3	12-26-2	81	04/16	@ Vegas	L	3-1	23-53-5
41	01/09	EDMONTON	L	2-1	12-27-2	82	04/18	@ Los Angeles	OTL	5-4	23-53-6

PLAYER	GP	G	A	PTS	PIM
CONNOR BEDARD	68	22	39	61	28
PHILIPP KURASHEV	75	18	36	54	23
NICK FOLIGNO	74	17	20	37	57
JASON DICKINSON	82	22	13	35	43
TYLER JOHNSON	67	17	14	31	26
SETH JONES	67	8	23	31	34
RYAN DONATO	78	12	18	30	26
JOEY ANDERSON	55	5	12	17	8
LUKAS REICHEL	65	5	11	16	12
ALEX VLASIC	76	2	14	16	45
KEVIN KORCHINSKI	76	5	10	15	20
TAYLOR RADDYSH	73	5	9	14	22
COLIN BLACKWELL	44	8	4	12	10
MACKENZIE ENTWISTLE	67	5	6	11	47
BORIS KACHOUK	38	5	4	9	12
COREY PERRY	16	4	5	9	12
ANDREAS ATHANASIOU	28	2	7	9	7
JARRED TINORDI	52	0	9	9	64
COLE GUTTMAN	27	4	4	8	7
CONNOR MURPHY	30	2	6	8	40
NIKITA ZAITSEV	38	2	5	7	14
WYATT KAISER	32	0	7	7	22
ANTHONY BEAUVILLIER	23	2	4	6	2
ISAIAK PHILLIPS	33	0	6	6	22
REESE JOHNSON	42	2	3	5	40
TAYLOR HALL	10	2	2	4	4
LONDON SLAGGERT	16	1	3	4	4
ZACH SANFORD	18	0	4	4	2
LOUIS CREVIER	24	0	3	3	4

PLAYER	GP	G	A	PTS	PIM
JAYCOB MEGNA	44	0	2	2	22
FRANK NAZAR	3	1	0	1	0
ETHAN DEL MASTRO	2	0	0	0	0
REM PITLICK	9	0	0	0	2
PHILIP ROOS	4	0	0	0	0
BRETT SENEY	4	0	0	0	0

GOALIES	GP	W	L	OTL	MINS	SO	GA	AVG
PETR MRAZEK	56	18	31	4	3,153	1	160	3.05
ARVID SODERBLOM	32	5	22	2	1,744	0	114	3.92

TRADITION
RECORDS
PLAYOFFS
HISTORY
PLAYERS

NAME	GP	G	A	PTS	PIM	POS	UNIFORM NO.	YEARS
ABBOTT, SPENCER	1	0	0	0	0	F	24	2017
ABEL, CLARENCE	222	9	12	21	214	D	2	1929-34
ABEL, SID	42	5	4	9	10	F	19, 20, 21	1952-54
ADAMS, CRAIG	71	4	8	12	46	F	28	2008-09
ADAMS, KEVIN	27	0	2	2	13	F	17	2006-08
ADAMS, STEWART	85	9	24	33	70	F	16	1929-52
AHLIN, TONY "RUDY"	1	0	0	0	0	F	—	1937-38
AITKEN, JONATHAN	41	0	1	1	70	D	56	2003-04
ALEXEEV, NIKITA	15	2	0	2	0	R	34	2006-07
ALLEN, GEORGE	272	69	95	164	159	D	6	1939-44, 45-46
ALLISON, JAMIE	142	4	8	12	217	D	38, 33	1998-2001
ALMAS, RALPH	1	0	0	0	0	G	1	1950-51
AMONTE, TONY	627	268	273	541	468	F	10	1994-02
ANDERSON, CRAIG	56	0	1	1	18	G	31	2002-06
ANDERSON, JOEY	79	9	14	23	8	F	15	2023-
ANDRIEWSKI, ALEXANDER	1	0	0	0	0	F	56	1992-93
ANGOTTI, LOU	370	51	96	147	118	F	6	1965-67, 69-73
ANHOLT, DARREL	1	0	0	0	0	D	33	1983-84
ANISIMOV, ARTEM	291	77	78	155	78	C	15	2015-19
ARBOUR, AL	180	6	17	23	188	D	2	1958-61
ARBOUR, TY	160	21	20	41	100	F	8	1927-31
ARCHAMBAULT, MICHEL	3	0	0	0	0	F	27	1976-77
ARKHIPOV, DENIS	79	10	17	27	54	C	19	2006-07
ARNASON, TYLER	245	57	82	139	80	F	39	2002-06
ASHWORTH, FRANK	18	5	4	9	2	F	6	1946-47
ATCHEYNUM, BLAIR	66	6	9	15	8	F	34, 15	1999-2001
ATHANASIOU, ANDREAS	109	22	27	49	41	F	89	2022-
AUCOIN, ADRIAN	92	5	17	22	88	D	33	2005-07
BABANDO, PETE	148	34	38	72	79	F	10	1950-53
BABCHUK, ANTON	22	2	5	7	18	D	6, 8	2003-06
BACKSTROM, RALPH	16	6	3	9	2	F	14	1972-73
BAILEY, BOB	28	3	6	9	38	F	20	1957-58
BALDWIN, DOUG	5	0	0	0	2	D	3	1947-48
BALFOUR, EARL	208	16	16	32	30	F	20	1958-61
BALFOUR, MURRAY	286	66	87	153	357	F	8	1959-64
BANCROFT, STEVE	1	0	0	0	0	D	42	1992-93
BANNERMAN, MURRAY	288	0	10	10	37	G	30	1980-87
BARINKA, MICHAL	34	0	2	2	26	D	42	2003-06
BARKER, CAM	200	17	63	80	219	D	25	2005-10
BARKLEY, DOUG	6	0	0	0	2	D	6, 19	1957-58, 59-60
BARNABY, MATTHEW	82	8	20	28	178	F	36	2005-06
BARTOVIC, MILAN	24	1	6	7	8	F	26	2005-06
BASSEN, BOB	55	5	13	18	70	F	22	1988-90
BASSEN, HENRY "HANK"	33	0	0	0	2	G	1	1954-56
BAUMGARTNER, NOLAN	8	0	0	0	6	D	38	2000-01
BAUN, KYLE	5	0	0	0	0	F	39	2015-16
BEAUDIN, NICOLAS	22	2	4	6	2	D	74	2020-2022
BEAUVILLIER, ANTHONY	23	2	4	6	2	F	91	2023-24
BEDARD, CONNOR	68	22	39	61	28	F	98	2023-
BEDARD, JIM	22	1	1	2	8	D	21	1949-51
BELFOUR, ED	415	0	18	18	240	G	30, 31, 1	1988-97
BELL, MARK	339	72	79	151	454	F	28	2000-06
BENNETT, ADAM	21	0	2	2	20	D	47	1991-93
BENTLEY, DOUG	545	217	314	531	215	F	14, 7	1939-44, 45-52
BENTLEY, MAX	235	109	147	256	32	F	18, 4, 5	1940-43, 45-48
BENTLEY, REG	11	1	2	3	2	F	14, 19	1942-43
BERARD, BRYAN	58	13	34	47	53	D	3, 4	2003-04
BEREZIN, SERGEI	66	18	13	31	8	F	94	2002-03
BERGEVIN, MARC	266	12	29	41	283	D	2, 32	1984-89
BERTI, ADAM	2	0	0	0	0	F	45	2008
BERUBE, J-F	13	0	0	0	0	G	31	2017-18
BESLER, PHIL	17	1	2	3	14	D/F	14	1938-39
BIBEAULT, PAUL	41	0	0	0	2	G	1	1946-47
BICANEK, RADIM	18	0	3	3	10	D	32	1999-2000
BICKELL, BRYAN	384	65	70	135	188	L	38, 29	2006-16
BJORCK, ANDERS	13	2	6	8	2	F	24	2023-
BLACK, JAMES	129	25	19	44	44	F	38, 34	1995-98
BLACK, STEVE	39	4	6	10	22	F	17	1950-51
BLACKWELL, COLIN	97	10	12	22	16	F	43	2022-24
BLADE, HANK	24	2	3	5	2	F	11, 19, 18	1946-48

TRADITION

RECORDS

PLAYOFFS

HISTORY

PLAYERS

ALL-TIME ROSTER

	NAME	GP	G	A	PTS	PIM	POS	UNIFORM NO.	YEARS
	BLAIR, ANDY	44	0	3	3	33	F	15	1936-37
	BLINCO, RUSSELL	48	3	12	15	2	F	9	1938-39
	BLUNDEN, MICHAEL	10	0	0	0	10	R	28	2006-09
	BOCHENSKI, BRANDON	30	4	2	6	10	F	20	2005-07
	BODNAR, GUS	399	87	142	229	131	F	5, 12	1947-54
	BOLDIREV, IVAN	384	140	195	335	186	F	12	1974-79
	BOLLAND, DAVE	332	70	98	168	211	C	36	2006-13
	BOLLIG, BRANDON	125	7	7	14	201	L	52	2012-14
	BONDRA, PETER	37	5	9	14	26	R	12	2006-07
	BONVIE, DENNIS	11	0	0	0	44	F	44, 46	1998-99
	BOQVIST, ADAM	76	6	23	29	20	D	27	2019-21
	BORDELEAU, CHRIS	25	6	8	14	6	F	23	1971-72
	BORDELEAU, J.P.	519	97	126	223	143	F	22, 23, 25	1969-80
	BORGSTROM, HENRIK	52	4	3	7	22	C	13	2021-22
	BOSTROM, HELGE	96	3	3	6	68	D	9, 17, 10, 3	1929-33
	BOUCHER, BRIAN	15	0	0	0	0	G	35	2006-07
	BOUCHER, GEORGES	43	1	5	6	54	D	15	1951-52
	BOUDREAU, BRUCE	7	1	0	1	2	D	32	1985-86
	BOUDRAIS, ANDRE	20	4	10	14	4	F	18	1968-69
	BOUMA, LANCE	53	3	6	9	36	F	17	2017-18
	BOUROUE, RENE	183	33	42	75	136	F	14, 12	2005-08
	BOWEY, MADISON	2	0	1	1	0	D	29	2020-21
	BOWMAN, KIRK	88	11	17	28	19	F	16, 28	1976-79
	BOYD, RANDY	26	0	4	4	22	D	2, 32	1983-85
	BOYER, WALLY	42	5	6	11	15	F	19	1966-67
	BOYNTON, NICK	48	1	8	9	48	D	24	2009-10
	BRAYSHAW, RUSS	43	5	9	14	24	F	16	1944-45
	BRENNEMAN, JOHN	17	1	0	1	2	F	12	1964-65
	BRENT, TIM	2	0	0	0	2	F	56	2009
	BRETTO, JOE	3	0	0	0	4	D	2	1944-45
	BRIMSEK, FRANK	70	0	0	0	2	G	1	1949-50
	BRINK, MILT	5	0	0	0	0	F	11	1936-37
	BROOKBANK, SHELDON	74	3	5	8	73	D	17	2013-14
	BROPHY, EVAN	1	0	0	0	0	C	47	2010
	BROUWER, TROY	238	49	54	103	161	L	29, 26, 22	2006-11
	BROWN, ADAM	210	38	61	99	244	F	11, 18, 19	1946-51
	BROWN, BRAD	118	1	16	17	318	D	2, 5	1998-2000
	BROWN, CURTIS	71	5	10	15	38	F	37	2005-06
	BROWN, KEITH	812	64	266	330	854	D	4, 25	1979-93
	BROWN, KEN	1	0	0	0	0	G	30	1970-71
	BROWN, MIKE	2	0	1	1	9	F	56	2005-06
	BROWN, ROB	40	6	17	23	67	F	22, 44	1991-93
	BROWNE, CECIL	13	2	0	2	4	F	9	1927-28
	BRUNETTE, ANDREW	78	12	15	27	4	L	15	2011-12
	BRYDSON, GLENN	70	14	13	27	56	F	3	1935-38
	BUCHANAN, MIKE	1	0	0	0	0	D	6	1951-52
	BULLEY, TED	349	94	102	196	645	F	29	1976-82
	BURCH, BILL	22	2	0	2	2	F	4	1932-33
	BURISH, ADAM	169	11	10	21	323	R	37	2006-10
	BURKE, MARTY	150	3	8	11	114	D	4	1934-38
	BURNS, BOBBY	19	1	0	1	2	F	16	1927-30
	BUSKAS, ROD	46	0	4	4	106	D	25, 17	1991-93
	BUTLER, DICK	7	2	0	2	0	F	8	1947-48
	BUTTREY, GORDON	10	0	0	0	0	F	16	1943-44
	BYFUGLIEN, DUSTIN	260	55	54	109	268	R, D	52, 33	2005-10
	BYRAM, SHAWN	1	0	0	0	0	F	46	1991-92
	CAFFERY, TERRY	6	0	0	0	0	F	14	1969-70
	CAGGIULA, DRAKE	66	14	13	27	44	F	91	2018-2020
	CALDER, KYLE	359	85	125	210	184	F	25, 22, 19	1999-2006
	CAMAZZOLA, JIM	3	0	0	0	0	F	15, 25	1983-84, 86-87
	CAMPBELL, BRIAN	295	24	110	134	70	D	51	2008-11, 16-17
	CAMPBELL, BRYAN	168	23	51	74	50	F	14	1969-72
	CAMPBELL, DON	17	1	3	4	6	F	9	1943-44
	CAMPBELL, JIM	9	1	1	2	4	F	15	2001-02
	CAMPOLL, CHRIS	19	1	6	7	2	D	14	2011
	CARBOL, LEO	6	0	1	1	4	D	14	1942-43
	CARILLO, DANIEL	90	8	14	22	147	L	13	2011-13, 2014-15
	CAREY, MATT	2	1	0	1	2	L	25	2014
	CARLSSON, LUCAS	18	0	2	2	2	D	46	2020-2021
	CARNEY, KEITH	271	14	47	61	275	D	4	1993-98

TRADITION

RECORDS

PLAYOFFS

HISTORY

PLAYERS

ALL-TIME ROSTER

NAME	GP	G	A	PTS	PIM	POS	UNIFORM NO.	YEARS
CARON, SEBASTIEN	1	0	0	0	0	G	29	2006-07
CARPENTER, RYAN	168	10	21	31	83	F	22	2019-2022
CARSE, BILL	123	27	39	66	38	F	9	1939-42
CARSE, BOB	144	30	51	81	36	F	16, 19	1939-43
CASSIDY, BRUCE	36	4	13	17	10	D	34, 32, 37	1983-84, 85-90
CHABOT, LORNE	48	0	0	0	0	G	1	1934-35
CHAD, JOHN	80	15	22	37	29	F	19, 16, 17	1939-41, 45-46
CHEVRIER, ALAIN	66	0	2	2	6	G	30	1988-90
CHEBATURKIN, VLADIMIR	13	0	2	2	6	D	45	2001-02
CHECK, LUDE	26	6	2	8	4	F	7	1944-45
CHELIOS, CHRIS	664	92	395	487	1,495	D	7	1990-99
CHRISTIAN, DAVE	69	4	17	21	12	F	25	1992-94
CHYZOWSKI, DAVE	8	0	0	0	6	F	54	1996-97
CICCONE, ENRICO	78	2	3	5	281	D	39	1996-97
CIESLA, HANK	140	18	31	49	50	F	20	1955-57
CLARK, WENDEL	13	2	0	2	13	F	17	1999-2000
CLEARY, DANIEL	41	4	5	9	24	F	32, 25	1997-99
CLENDENING, ADAM	4	1	1	2	2	D	6	2014
CLIFFORD, CHRIS	2	0	0	0	0	G	34, 50	1984-85, 88-89
CLOUTIER, JACQUES	53	0	0	0	10	G	31	1989-91
CLOUTIER, SYLVAIN	7	0	0	0	0	F	14	1998-99
COCHRANE, GLEN	79	1	8	9	217	D	5	1987-89
COFFEY, PAUL	10	0	4	4	0	D	77	1998-99
COFLIN, HUGH	31	0	3	3	33	D	2	1950-51
COLE, DANTON	2	0	0	0	0	F	19	1995-96
CONACHER, JIM	178	49	71	120	71	F	11, 14	1948-52
CONACHER, LIONEL	48	9	14	23	87	D	3	1933-34
CONACHER, PETE	131	26	20	46	32	F	19, 9	1951-55
CONACHER, ROY	264	102	125	227	42	F	8, 9	1947-52
CONN, ROB	2	0	0	0	2	F	42	1991-92
CONNELLY, BERT	15	1	2	3	4	F	18	1937-38
CONNOLLY, BRETT	19	1	2	3	17	F	20	2020-2022
COOK, TOM	327	74	94	168	180	F	11	1929-37
COOPER, JOE	266	25	54	79	316	D	8	1938-42, 43-46
CORAZZINI, CARL	7	0	1	1	2	C	49	2006-07
CORCORAN, NORMAN	23	1	3	4	19	F	18	1955-56
COSTELLO, MURRAY	40	3	2	5	6	F	20	1953-54
COTE, SYLVAIN	45	6	18	24	14	D	6	1999-2000
COULTER, ART	170	13	14	27	204	D	17, 18	1931-36
COULTER, TOMMY	2	0	0	0	0	D	15	1933-34
COUTURE, GERRY	110	25	23	48	34	D	15	1952-54
COUTURE, ROSIE	319	48	54	102	185	F	7	1928-35
CRAVEN, MURRAY	157	30	59	89	50	F	32	1995-97
CRAWFORD, COREY	488	0	9	9	18	G	50	2005-20
CREIGHTON, ADAM	225	78	87	165	480	F	22	1988-92, 96-97
CREIGHTON, DAVE	49	7	7	14	6	F	16	1954-55
CREVIER, LOUIS	24	0	3	3	4	D	46	2023-
CROSSMAN, DOUG	159	25	70	95	72	D	28, 23	1980-83
CLUE, WILF	1	0	0	0	0	G	1	1931-32
CULLEN, MARK	29	7	9	16	2	F	48	2005-06
CULLIMORE, JASSEN	155	2	20	22	125	D	5	2005-07, 2010-11
CUMISKEY, KYLE	7	0	0	0	0	D	26	2015
CUMMINS, JIM	199	11	13	24	674	F	15	1995-98
CUNNEYWORTH, RANDY	16	4	3	7	13	F	19	1993-94
CUNNINGHAM, LES	37	6	11	17	2	F	3	1939-40
CUSHENAN, IAN	72	2	8	10	80	D	3, 6	1956-58
CYR, DENIS	87	19	21	40	21	F	11	1982-84
DACH, KIRBY	152	19	40	59	71	F	77	2019-2022
DAHLBECK, KLAS	4	1	0	1	2	D	44	2014
DAHLEN, ULF	30	6	8	14	10	F	22	1996-97
DAHLSTROM, CARL	49	0	9	9	6	D	63	2017-19
DAHLSTROM, CULLY	345	88	118	206	58	F	15, 21	1937-45
DAIGLE, ALAIN	389	56	50	106	122	F	17	1974-80
DALEY, TREVOR	29	0	6	6	8	D	6	2015
DANAULT, PHILLIP	32	1	4	5	6	F	24	2014-16
DANO, MARKO	13	1	1	2	2	F	56	2015-16
DARLING, SCOTT	75	0	0	0	0	G	33	2014-17
DAVIDSON, BRANDON	10	0	1	1	15	D	22	2018-19
DAVIS, LORNE	8	0	0	0	4	F	14	1954-55
DAZE, ERIC	601	226	172	398	176	F	55	1995-2006
de HAAN, CALVIN	142	6	18	24	57	D	44	2019-2022

TRADITION
RECORDS
PLAYOFFS
HISTORY
PLAYERS

ALL-TIME ROSTER

NAME	GP	G	A	PTS	PIM	POS	UNIFORM NO.	YEARS
DEL MASTRO, ETHAN	2	0	0	0	0	D	38	2024-
DEA, BILL	34	5	8	13	4	F	17	1957-58, 66-67
DEAN, KEVIN	96	2	19	21	42	D	6	1999-2001
DEBRINGAT, ALEX	368	160	147	307	67	F	12	2017-2022
DEBRUSK, LOUIE	4	0	0	0	7	F	33	2002-03
DELIA, COLLIN	32	0	0	0	2	G	60	2017-2022
DEJORDY, DENIS	199	0	2	2	2	G	30, 1	1962-70
DEMARCO, AB, SR.	20	1	5	6	17	F	16	1938-40
DEMPSEY, NATHAN	125	13	40	53	56	D	43	2002-04
DENNEY, CORBETT	18	5	0	5	12	F	6	1927-28
DESILETS, JOFFRE	74	17	20	37	34	F	19	1938-40
DESJARDINS, ANDREW	136	8	8	16	59	F	11	2015-17
DESJARDINS, GERRY	32	0	1	1	6	G	1, 30	1969-72
DESJARDINS, VICTOR	39	3	12	15	17	F	18	1930-31
DEWSBURY, AL	523	26	75	101	351	D	5, 22	1950-56
DICK, HARRY	12	0	1	1	12	D	17	1946-47
DICKENS, ERNIE	253	9	39	48	86	D	3, 4	1947-51
DICKIE, BILL	1	0	0	0	0	G	1	1941-42
DICKINSON, JASON	160	31	34	65	71	F	17, 16	2022-
DIDUCK, GERALD	13	1	0	1	48	D	6	1994-95
DIETRICH, DON	17	0	5	5	0	D	32	1983-84
DINEEN, BILL	41	4	9	13	8	F	20	1957-58
DIRK, ROBERT	6	0	0	0	26	D	6	1993-94
DOML, MAX	60	18	31	49	76	F	13	2022-23
DONALDSON, GARY	1	0	0	0	0	D	26	1973-74
DONATO, RYAN	78	12	18	30	26	F	8	2025-
DONNELLY, DAVE	71	6	12	18	81	D	10	1986-87
DORATY, KEN	18	0	0	0	0	F	14	1926-27
DOWD, JIM	60	3	12	15	38	F	34	2005-06
DOWELL, JACOB	102	9	17	26	80	C	49, 28	2008-11
DOWNNEY, AARON	39	1	0	1	82	R	49, 44	2000-02
DOYON, MARIO	7	1	1	2	6	D	2	1988-89
DROPPA, IVAN	19	0	1	1	14	D	58, 6, 3	1993-94, 95-96
DRYDEN, DAVE	68	0	1	1	0	G	1, 30	1965-66, 67-69
DUBINSKY, STEVE	237	16	26	42	132	F	42, 29, 32, 22, 14, 16	1993-99, 2000-02
DUCLAIR, ANTHONY	23	2	6	8	6	F	91	2017-18
DUMAS, MICHEL	8	0	1	1	0	G	1, 30	1974-75, 76-77
DUKOWSKI, DUKE	103	11	15	26	112	D	3	1926-27, 29-31, 33-34
DUMONT, JEAN-PIERRE	72	19	14	33	28	F	17, 12	1998-2000
DUPONT, JEROME	201	7	29	36	445	D	25	1981-86
DYE, CECIL	52	25	5	30	14	F	4	1926-28
DYKHUIS, KARL	18	1	8	9	4	D	19, 45	1991-93
DYTE, JACK	27	1	0	1	31	D	8	1943-44
EAGER, BEN	144	18	15	33	308	L	55	2007-10
EAGLES, MIKE	70	6	13	19	78	F	11	1988-90
EASTWOOD, MIKE	53	2	10	12	24	F	20	2002-03
EBBETT, ANDREW	10	1	0	1	2	C	15	2009-10
EHRRHOFF, CHRISTIAN	8	0	2	2	2	D	55	2016
EIDSELL, VICTOR	6	0	1	1	0	C	14	2017-2018
ELLISON, MATT	36	3	10	13	17	F	16	2003-06
EMERSON, NELSON	27	4	10	14	13	F	11	1998-99
EMERY, RAY	55	0	1	1	2	G	30	2011-13
ENGLUND, ANDREAS	11	0	1	1	9	D	28	2023
ENTWISTLE, MACKENZIE	193	15	20	35	86	F	58	2020-24
ERICKSON, AUTREY	34	0	1	1	42	D	12, 20	1962-64
ERIKSSON, ANDERS	97	5	36	41	22	D	6, 8	1999-2000
ERIXON, TIM	8	0	0	0	4	D	34	2014-15
ESPOSITO, PHIL	235	74	100	174	135	F	7, 15	1963-67
ESPOSITO, TONY	873	0	25	25	31	G	1, 35	1969-84
EVANS, JACK	346	4	42	46	319	D	5	1958-63
FARRANT, WALT	1	0	0	0	0	F	17	1943-44
FASHOWAY, GORDON	13	3	2	5	14	F	11	1950-51
FEAMSTER, DAVE	169	13	24	37	154	D	3, 32	1981-85
FELSNER, BRIAN	12	1	3	4	12	F	54, 44	1997-98
FERGUSON, LORNE	104	13	19	32	66	F	11	1957-59
FIDLER, MIKE	4	2	1	3	4	F	8	1982-83
FIELD, WILFRED	37	3	4	7	20	D	11, 2	1944-45
FIELDER, GUY	3	0	0	0	0	F	16	1950-51
FINNEY, SID	59	10	7	17	4	F	14, 15, 7	1951-54
FOLIGNO, NICK	74	17	20	37	57	F	17	2023-
FITZGERALD, TOM	15	1	3	4	6	F	20, 12	2001-02

TRADITION

RECORDS

PLAYOFFS

HISTORY

PLAYERS

ALL-TIME ROSTER

NAME	GP	G	A	PTS	PIM	POS	UNIFORM NO.	YEARS
FITZPATRICK, MARK	27	0	1	1	8	G	30	1998-99
FLEISCHMANN, TOMAS	19	4	1	5	4	F	12	2016
FLEMING, REG	261	21	26	47	453	F	6	1960-64
FLEURY, MARC-ANDRE	45	0	0	0	2	G	29	2021-22
FLEURY, THEOREN	54	12	21	33	77	F	14	2002-03
FOGOLIN, LEE	304	5	36	41	432	D	3, 20	1950-56
FOLEY, RICK	2	0	1	1	8	D	24	1970-71
FORSBERG, ANTON	35	0	1	1	0	G	31	2017-2018
FORSLING, GUSTAV	122	8	19	27	42	D	42	2016-2019
FORTIN, ALEXANDRE	24	3	3	6	2	F	64	2018-19
FOSTER, SCOTT	1	0	0	0	0	G	90	2017-18
FOWLER, TOMMY	24	0	1	1	18	F	6	1946-47
FOX, GREG	339	9	68	77	450	D	2, 18	1978-84
FRANCIS, EMILE	73	0	0	0	6	G	1	1946-48
FRANSON, CODY	23	1	6	7	8	D	11	2017-18
FRASER, COLIN	157	13	23	36	108	C	46	2006-10
FRASER, CURT	303	94	120	214	537	F	8	1982-88
FRASER, GORDON	54	15	7	22	103	D	10	1926-28
FRASER, JAMES HARVEY	21	5	4	9	0	F	15	1944-45
FRAWLEY, DAN	33	4	3	7	64	F	10, 31, 32	1983-85
FREDRICK, RAY	5	0	0	0	0	G	1	1954-55
FRIG, LEN	66	4	10	14	35	D	6	1972-74
FROLIK, MICHAEL	136	11	23	34	44	R	67	2010-13
GABRIEL, KURTIS	2	0	0	0	0	F	29, 34, 79	2021-22
GADSBY, BILL	468	54	132	186	650	D	4, 16	1946-55
GAGNON, GERMAINE	99	19	49	68	27	F	14	1973-76
GALVAS, JAKUB	6	0	0	0	0	D	76	2021-22
GAMBLE, DICK	14	2	0	2	6	F	20	1954-55
GARbutt, RYAN	43	2	4	6	27	F	28	2015-16
GARDINER, BERT	50	0	0	0	0	G	1	1942-43
GARDINER, CHARLES	316	0	0	0	2	G	1	1927-34
GARDINER, HERB	4	0	0	0	0	D	2	1928-29
GARDNER, BILL	354	72	106	178	64	F	31, 34, 14	1980-86, 87-89
GARDNER, CAL	70	11	24	35	60	F	16	1952-53
GAUDETTE, ADAM	15	2	4	6	4	F	11	2021-22
GAUTHIER, DANIEL	5	0	0	0	0	F	23	1994-95
GEE, GEORGE	365	94	130	224	257	F	9, 16, 17	1945-49, 51-54
GELINEAU, JACK	2	0	0	0	0	G	1	1953-54
GENDRON, MARTIN	2	0	0	0	0	F	16	1997-98
GILBERT, DENNIS	22	1	2	3	40	D	39	2018-20
GILBERT, GREG	273	42	64	106	204	F	14	1988-93
GILL, TODD	5	0	1	1	0	D	46	2002-03
GILLIS, PAUL	15	0	5	5	59	F	12	1990-92
GLASS, JEFF	15	0	0	0	2	G	30	2017-18
GILMOUR, DOUG	135	38	74	112	107	F	93	1998-2000
GLOVER, FRED	31	4	2	6	37	F	14	1952-53
GLOVER, HOWARD	13	0	1	1	2	F	18	1958-59
GOLDHAM, BOB	165	5	29	34	138	D	2, 3	1947-50
GOLDSWORTHY, LEROY	31	3	3	6	2	F/D	8, 10	1933-35
GOODMAN, PAUL	52	0	0	0	0	G	1	1937-41
GOTTSELIG, JOHNNY	591	176	196	372	211	F	7, 14	1928-41, 42-45
GOULET, MICHEL	276	92	115	207	212	F	16	1989-94
GOYER, GERRY	40	1	2	3	4	F	8	1967-68
GRACIE, BOB	30	4	7	11	27	F	18	1938-39
GRAHAM, DIRK	546	152	191	343	628	F	8, 33	1988-95
GRAHAM, TED	183	5	20	25	182	D	3, 12	1927-28, 29-33
GRIEVE, BRENT	52	3	9	12	51	F	19, 26	1994-96
GRIGOR, GEORGE	2	1	0	1	0	F	17	1943-44
GRIMSON, STU	167	3	4	7	610	F	23	1990-93
GRONMAN, TUOMAS	16	0	1	1	13	D	46	1996-97
GROSEK, MICHAL	14	2	4	6	12	F	17	1999-2000
GROSSO, DON	68	16	16	32	21	F	6, 11	1944-46
GUIDOLIN, BEP	262	46	91	137	292	F	16	1948-52
GUST, DAVID	4	1	0	1	2	F	37	2023-
GUSTAFSSON, ERIK	273	31	103	134	83	D	52, 56	2015-20, 21-22
GUTTMAN, COLE	41	8	6	14	9	F	70	2023-
HACKETT, JEFF	173	0	3	3	30	G	31, 29	1993-98
HAGEL, BRANDON	108	30	31	61	34	F	38	2020-2022
HALL, GLENN	618	0	6	6	52	G	1	1957-67
HALL, MURRAY	25	2	0	2	0	F	7, 19	1961-62, 63-64

TRADITION
RECORDS
PLAYOFFS
HISTORY
PLAYERS

ALL-TIME ROSTER

NAME	GP	G	A	PTS	PIM	POS	UNIFORM NO.	YEARS
HALL, TAYLOR	10	2	2	4	4	F	71	2025-
HAMILL, RED	370	112	80	192	150	F	3, 12, 15	1941-43, 45-51
HAMILTON, JEFF	70	18	21	39	22	R	51	2006-07
HAMILTON, REG	58	1	10	11	33	D	4	1945-47
HANDZUS, MICHAL	78	8	22	30	26	C	26	2006-07, 13-14
HANKINSON, CASEY	14	0	1	1	9	L	40, 20	2000-02
HANSON, OSCAR	8	0	0	0	0	D	14	1937-38
HARDMAN, MIKE	37	1	4	5	11	F	86	2020-23
HARMS, JOHN	44	5	5	10	21	F	9	1943-45
HARRISON, JIM	107	24	36	60	150	F	8	1976-79
HARTMAN, RYAN	141	27	30	57	130	F	38	2015-18
HASEK, DOMINIK	25	0	0	0	8	G	34, 31	1990-92
HASSARD, BOB	17	0	0	0	4	F	12	1954-55
HAVLAT, MARTIN	172	64	97	161	80	R	24	2006-09
HAY, BILL	506	113	273	386	244	F	8, 11	1959-67
HAY, GEORGE	35	14	10	24	12	F	—	1926-27
HAYDEN, JOHN	113	8	14	22	85	C	40	2017-19
HAYES, JIMMY	43	6	7	13	16	R	39, 22	2012-13
HELENIUS, SAMI	10	0	1	1	28	D	4	2002-03
HENDERSON, MATT	4	0	1	1	0	F	16	2001-02
HENDRY, JORDAN	129	4	9	13	40	D	42, 6	2008-11
HENRY, BURKE	39	2	6	8	33	D	44	2002-04
HENRY, CAMILLE	22	5	3	8	2	F	8	1964-65
HENRY, JIM	60	0	0	0	0	G	1	1948-49
HERGESHEIMER, PHIL	122	21	41	62	17	F	10	1939-43
HERGESHEIMER, WALLY	41	2	8	10	12	F	7	1956-57
HERPERGER, CHRIS	70	10	15	25	25	F	36	1999-2001
HEYLIGER, VIC	33	2	3	5	2	F	9, 18	1937-38, 43-44
HICKS, DOUG	57	2	15	17	17	D	28	1977-79
HICKS, WAYNE	1	0	0	0	0	F	8	1960-61
HIGGINS, TIM	358	79	106	185	335	F	15	1978-84
HIGHMORE, MATTHEW	73	4	6	10	12	C	36	2017-2021
HIGHTON, HEC	24	0	0	0	0	G	1	1943-44
HILBERT, ANDY	28	5	4	9	22	F	20	2005-06
HILDEBRAND, IKE	9	1	1	2	4	F	14	1953-55
HILLMAN, BLAKE	4	1	0	1	0	D	55	2017
HILLMAN, WAYNE	164	4	12	16	145	D	18, 20	1961-65
HINOSTROZA, VINNIE	123	17	34	51	41	F	48, 28	2016-18, 20-21
HINTON, DAN	14	0	0	0	16	F	14, 25	1976-77
HJALMARSSON, NIKLAS	623	23	120	143	238	D	41, 4	2008-17
HODGE, KEN	132	16	42	58	106	F	14	1964-67
HOFFINGER, VAL	28	0	1	1	28	D	9	1927-29
HOFFMEYER, BOB	11	0	3	3	17	D	26, 28	1977-79
HOLLINGWORTH, GORD	70	3	9	12	135	D	6	1954-55
HOLMES, LOUIS	59	2	4	6	8	F	9	1931-33
HOLMQUIST, MICHAEL	135	16	17	33	47	F	17	2005-07
HOLT, RANDY	42	0	4	4	60	D	2, 4, 6	1974-78
HORACEK, TONY	38	1	5	6	99	F	34	1991-92, 93-95
HORECK, PETE	178	53	54	107	112	F	11, 19	1944-47, 51-52
HORWATH, BRONCO	68	17	29	46	19	F	9	1961-62
HOSSA, MARIAN	534	186	229	415	170	F	81	2009-18
HOUSLEY, PHIL	137	21	47	68	58	D	6	2001-03
HRKAC, TONY	18	1	2	3	6	F	11	1991-92
HRYMNAK, STEVE	18	2	1	3	4	D	19	1951-52
HUCUL, FRED	119	9	17	26	83	D	6, 11, 15, 19	1950-54
HUDSON, MIKE	257	38	58	96	274	F	20, 43	1988-93
HUET, CRISTOBAL	89	0	0	0	6	G	38, 39	2008-10
HULL, BOBBY	1,036	604	549	1,153	634	F	7, 9, 16	1957-72
HULL, DENNIS	904	298	342	640	253	F	2, 10	1964-77
HUSKA, RYAN	1	0	0	0	0	F	56	1997-98
HUTCHISON, DAVE	163	7	32	39	443	D	5	1979-82
HUTTON, CARTER	1	0	0	0	0	G	33	2013
INGRAM, FRANK	99	24	16	40	69	F	15	1929-32
INGRAM, RON	45	1	6	7	21	D	3, 19	1956-57, 62-63
IRVIN, DICK	95	29	23	52	84	F	2	1926-29
JACKSON, DOUG	6	0	0	0	0	G	1	1947-48
JACKSON, HAROLD	41	1	3	4	6	D	3, 9	1936-38
JACKSON, JOHN	48	2	5	7	38	D	19	1946-47
JACKSON, JEFF	1	0	0	0	2	F	42, 45	1991-92
JANECKY, BOB	8	0	0	0	2	G	31	1983-84

TRADITION

RECORDS

PLAYOFFS

HISTORY

PLAYERS

ALL-TIME ROSTER

NAME	GP	G	A	PTS	PIM	POS	UNIFORM NO.	YEARS
JANKOWSKI, LOU	108	18	15	33	15	F	10, 19	1953-55
JANMARK, MATTIAS	41	10	9	19	8	F	13	2020-21
JANSSENS, MARK	124	1	6	7	171	F	20	1998-2001
JARRETT, DOUG	721	38	178	216	608	D	20, 4	1964-75
JENKINS, ROGER	156	7	22	29	107	D	8, 9, 16, 18	1930-31, 32-34, 37-59
JOHANSSON, MAGNUS	18	0	4	4	4	D	6	2007-08
JOHANSSON, ROGER	11	1	0	1	6	D	26	1994-95
JOHNSON, AARON	38	3	5	8	33	D	23	2008-09
JOHNSON, GREG	69	11	22	33	38	F	22	1997-98
JOHNSON, JACK	58	0	4	4	16	D	8	2022-23
JOHNSON, LUKE	15	0	1	1	8	F	62	2018-19
JOHNSON, NORM	7	1	0	1	8	F	6	1958-59
JOHNSON, REESE	141	7	10	17	103	F	52	2020-24
JOHNSON, RYAN	34	1	5	6	8	C	17	2010-11
JOHNSON, TYLER	149	32	38	70	54	C	90	2021-24
JOHNSON, VIRGIL	76	1	11	12	27	D	10, 18, 19	1937-38, 43-45
JOHNSON, KIM	8	1	2	3	4	D	8	2009-10
JOHNSTON, ED	4	0	0	0	0	G	30	1977-78
JOHNSTON, GEORGE	58	20	12	32	2	F	6, 9	1941-43, 45-47
JOHNSTON, JOEY	32	0	5	5	6	F	8	1975-76
JOKIHARJU, HENRI	38	0	12	12	16	D	28	2018-19
JONES, CALEB	124	9	22	31	58	D	82	2021-23
JONES, SETH	217	25	94	119	92	D	4	2021-
JONES, TY	8	0	0	0	12	F	27	1998-99
JURCO, TOMAS	42	7	4	11	14	F	13	2017-18
KACHUR, ED	96	10	14	24	35	F	8	1956-58
KAHUN, DOMINIK	82	13	24	37	6	F	24	2018-19
KAISER, WYATT	41	0	10	10	26	D	44	2023-
KALETA, ALEX	206	60	84	144	118	F	4, 14	1941-42, 45-48
KALYNUK, WYATT	26	4	5	9	6	d	48	2020-22
KAMPE, DAVID	235	17	41	58	54	F	64	2018-2021
KANE, PATRICK	1,161	446	779	1,225	420	F	88	2007-2022
KARAKAS, MIKE	206	0	0	0	4	G	1, 18	1935-40, 43-46
KARPOVTSSEV, ALEXANDER	182	7	39	46	105	D	52, 25	2000-04
KATCHOUK, BORIS	117	11	15	26	53	F	14	2021-2024
KEATS, DUKE	36	14	9	23	52	F	5	1977-79
KEITH, DUNCAN	1192	105	520	625	653	D	2	2005-2021
KEITH, MATT	24	2	3	5	14	F	11, 12	2003-07
KELLY, BOB	138	9	16	25	180	F	25	1977-79
KELLY, REGIS "PEP"	51	18	7	25	7	F	3, 10	1936-37, 40-41
KEMPNY, MICHAEL	81	3	12	15	34	D	6	2016-18
KENDALL, BILL	117	14	7	21	26	F	9, 10	1933-38
KENNEDY, FORBES	69	8	13	21	104	F	10	1956-57
KENNY, ED	4	0	0	0	8	D	10	1934-35
KERO, TANNER	72	8	14	22	14	C	67	2015-18
KERR, REG	253	66	92	158	162	F	10	1977-82
KHABIBULIN, NIKOLAI	206	0	5	5	30	G	53, 39	2005-09, 2013
KHAIRA, JUHAR	78	9	8	17	44	F	16	2021-23
KHUDOBIN, ANTON	1	0	0	0	0	G	31	2023
KILGER, CHAD	86	17	19	36	36	F	15	1998-99
KIMBLE, DARIN	79	4	2	6	163	F	20, 29	1993-95
KING, KRIS	13	1	0	1	8	L	16, 12	2000
KLEMM, JON	171	6	31	37	106	D	42	2001-04
KLIMOVICH, SERGEI	1	0	0	0	2	F	17	1996-97
KLINGBEIL, IKE	5	1	2	3	2	D	5	1936-37
KLINKHAMMER, ROB	1	0	0	0	0	L	59	2010
KOCI, DAVID	27	0	0	0	156	L	48	2006-08
KOEKKOEK, SLATER	64	2	13	15	52	D	68	2018-20
KONROYD, STEVE	251	10	47	57	179	D	5	1988-92
KONTIOLA, PETRI	12	0	5	5	6	C	34	2007-09
KOPECKY, TOMAS	155	25	38	63	88	R	82	2009-10
KORAB, JERRY	196	25	34	59	341	D	22	1970-73
KORCHINSKI, KEVIN	76	5	10	15	20	D	55	2023-
KOROLEV, IGOR	192	16	35	51	72	F	22	2001-04
KOROLL, CLIFF	814	208	254	462	376	F	20	1969-80
KOSTKA, MICHAEL	9	2	1	3	8	D	6	2013-14
KRAVCHUK, IGOR	56	7	17	24	34	D	3	1991-93
KRIVOKRASOV, SERGEI	225	42	41	83	146	F	58, 55, 25	1992-98
KRUGER, MARCUS	472	37	80	117	206	F	16, 22	2011-17, 2018-19
KRYSKOW, DAVE	83	8	12	20	22	F	14, 17	1972-74
KRYZNOWSKI, ED	5	0	0	0	0	F	6	1952-53

TRADITION

RECORDS

PLAYOFFS

HISTORY

PLAYERS

ALL-TIME ROSTER

	NAME	GP	G	A	PTS	PIM	POS	UNIFORM NO.	YEARS
	KUBALIK, DOMINIK	202	62	54	116	50	F	8	2019-2022
	KUCERA, FRANTISEK	252	14	49	63	161	D	6	1990-94
	KUKKONEN, LASSE	64	5	10	15	34	D	47, 6	2003-07
	KUNITZ, CHRIS	56	5	5	10	23	F	14	2018-19
	KURASHEV, PHILLIP	266	41	75	116	61	F	23	2020-
	L'ABBE, MAURICE "MO"	5	0	1	1	0	F	18	1972-73
	LACROIX, ANDRE	51	4	7	11	6	F	18	1971-72
	LADD, ANDREW	203	45	66	111	105	L	16	2008-10, 2016
	LAFFERTY, SAM	97	15	17	32	49	F	24	2021-2023
	LAFLAMME, CHRISTIAN	138	2	23	25	131	D	44, 3	1997-99
	LAFRANCE, LEO	15	1	0	1	4	F	14	1927-28
	LAING, QUINTIN	3	0	1	1	0	F	45	2003-04
	LALANDE, HEC	140	21	37	58	116	F	17, 19	1953-54, 55-58
	LALIME, PATRICK	44	0	0	0	8	G	40	2006-08
	LALONDE, SHAWN	1	0	0	0	0	D	42	2013
	LAMOTHE, MARC	2	0	0	0	0	G	31	1999-2000
	LANG, ROBERT	76	21	33	54	50	C	20	2007-08
	LANKINEN, KEVIN	69	0	0	0	2	G	32	2020-2022
	LANZ, RICK	1	0	0	0	2	D	42	1991-92
	LAPOINTE, MARTIN	216	30	32	62	251	F	22	2005-08
	LAPRAIRIE, BENJAMIN	7	0	0	0	0	D	3	1936-37
	LARMER, JEFF	45	9	13	22	20	F	10	1983-86
	LARMER, STEVE	891	406	517	923	475	F	28, 31	1980-93
	LAROCHELLE, WILDOR	70	11	12	23	14	F	14	1935-37
	LAROCQUE, MICHEL	3	0	0	0	0	G	30	2000-01
	LAUER, BRAD	13	0	1	1	6	F	11, 15	1991-93
	LAVARRE, MARK	78	9	16	25	58	F	7, 15	1985-88
	LEBLANC, DREW	2	0	0	0	0	F	14	2013
	LEBLANC, J.P.	6	1	2	3	0	F	22	1968-69
	LEBLANC, RAY	1	0	0	0	0	G	50	1991-92
	LECLUYER, DOUG	69	4	10	14	100	F	7	1978-81
	LEDDY, NICK	258	20	73	93	34	D	8	2010-14
	LEDINGHAM, WALT	9	0	1	1	4	F	24	1972-73
	LEHMAN, HUGH	48	0	0	0	0	G	1, 16	1926-28
	LEIER, ED	16	2	1	3	2	F	18	1949-51
	LEIGHTON, MICHAEL	43	0	2	2	2	G	30, 49	2002-04
	LEMIEUX, JOCELYN	331	44	57	101	420	F	26	1989-94
	LEPISTO, SAMI	26	1	2	3	4	D	20	2011-12
	LEROUX, JEAN-YVES	220	16	22	38	146	F	37, 23	1997-2001
	LESIEUR, ART	3	0	0	0	0	D	12	1928-29
	LESWICK, JACK	37	1	7	8	16	F	9	1933-34
	LESWICK, TONY	70	11	11	22	71	F	8	1955-56
	LEVINSKY, ALEX	197	8	24	32	171	D	8	1934-39
	LEWICKI, DANNY	58	8	14	22	4	F	8	1958-59
	LINDSAY, TED	206	44	79	123	385	F	7	1957-60
	LITZENBERGER, ED	438	145	199	344	239	F	12	1954-61
	LOCKING, NORMAN	48	2	6	8	26	F	9	1934-36
	LOGAN, DAVE	178	4	24	28	348	D	2, 4, 6, 14	1975-80
	LOPRESTI, SAM	74	0	0	0	0	G	1	1940-42
	LOUGHLIN, CLEM	24	0	1	1	16	D	2	1928-29
	LOW, REED	6	0	0	0	31	R	34	2006-07
	LOWREY, GERRY	48	8	3	11	32	F	8	1931-32
	LUDZIK, STEVE	413	46	92	138	327	F	29, 31	1981-89
	LUMLEY, HARRY	134	0	0	0	6	G	1	1950-52
	LUNDE, LEN	84	10	29	39	32	F	18	1962-63, 65-66
	LUNDY, PAT	61	9	9	18	9	F	9, 14, 18	1950-51
	LYNN, VIC	40	1	10	11	25	D	10	1952-54
	LYSIAK, TOM	474	137	275	412	238	F	12	1978-86
	MAATTA, OLLI	65	4	13	17	20	D	6	2019-20
	MACDONALD, CRAIG	25	3	2	5	14	C	27	2006-07
	MACKAY, DAVE	27	3	0	3	28	D	4, 11	1940-41
	MACKAY, MICKEY	70	31	12	43	46	F	6	1926-28
	MACKENZIE, BILL	102	2	3	5	70	D	4, 9	1932-33, 37-40
	MACKENZIE, CLARENCE	36	4	4	8	13	F	8	1932-33
	MACKEY, DAVID	46	2	5	7	149	F	26	1987-89
	MACMILLAN, BOB	36	5	7	12	12	F	11	1984-85
	MACNEIL, AL	260	10	46	56	344	D	19	1962-66
	MADDEN, JOHN	79	10	13	23	12	C	11	2009-10
	MAGGS, DARYL	76	7	4	11	8	D/F	17, 4	1971-73
	MAGNUSON, KEITH	589	14	125	139	1,440	D	3	1969-80
	MAKI, CHICO	841	143	293	436	345	F	16, 18	1961-74, 75-76

TRADITION

RECORDS

PLAYOFFS

HISTORY

PLAYERS

ALL-TIME ROSTER

NAME	GP	G	A	PTS	PIM	POS	UNIFORM NO.	YEARS
MAKI, WAYNE	50	5	5	10	32	F	14	1967-69
MALONEY, DAN	131	25	31	56	237	F	19	1970-71, 72-73
MALONEY, PHIL	46	8	6	14	4	F	18	1958-60
MANELUK, MIKE	28	4	3	7	8	F	14	1998-99
MANNING, BRANDON	27	1	2	3	21	D	23	2018-19
MANSON, DAVE	431	45	110	155	1,322	D	3, 8, 11, 14, 22	1986-91, 98-2000
MARCH, HAROLD "MUSH"	761	153	231	384	546	F	5	1928-45
MARCHMENT, BRYAN	149	11	29	40	523	D	2	1991-94
MARHA, JOSEF	118	12	20	32	28	F	44, 11	1998-2001
MARIUCCI, JOHNNY	224	11	34	45	328	D	2, 11	1940-42, 45-48
MARKS, JOHN	657	112	163	275	330	F	11	1972-82
MAROS, JEAN	2	0	0	0	0	G	1	1953-54
MAROTTE, GILLES	192	10	63	73	294	D	2	1967-70
MARSH, PETER	197	24	44	68	156	D	17	1980-84
MARTIN, CLARE	30	1	2	3	6	D	6	1951-52
MARTIN, FRANK	200	8	27	35	78	D	4, 19, 20	1954-58
MARTIN, PIT	740	243	384	627	439	F	7	1967-78
MARTINSEN, ANDREAS	33	2	3	5	31	F	29	2017-19
MASHINTER, BRANDON	41	4	1	5	23	L	53	2015
MASNICK, PAUL	14	1	0	1	8	F	18	1954-55
MASON, BOB	41	0	2	2	0	G	31	1987-88
MASON, CHARLEY	13	1	3	4	0	F	14	1938-39
MATTE, JOE	12	0	2	2	8	D	11	1942-43
MATTEAU, STEPHANE	164	35	42	77	198	F	32	1991-94
MAYERS, JAMAL	100	6	11	17	107	R	22	2011-13
MAZUR, ED	15	0	1	1	2	F	19	1956-57
McALPINE, CHRIS	90	0	9	9	68	D	39, 4	2000-02
McAMMOND, DEAN	154	25	40	65	117	F	19, 34	1991-92, 99-2001
McBURNEY, JIM	1	0	1	1	0	F	14	1952
McCABE, BRYAN	79	6	19	25	139	D	44	1999-2000
McCABE, JAKE	130	6	36	42	60	D	6	2021-2023
McCAIG, DOUG	171	3	12	15	138	D	6	1948-51
McCALMON, ED	23	2	0	2	6	F	11	1927-28
McCARTHY, STEVE	134	3	13	16	45	D	5	1999-2004
McCORMACK, JOHN	63	5	7	12	8	F	17	1954-55
McDILL, JEFF	1	0	0	0	0	F	27	1976-77
McDONALD, AB	265	73	107	180	59	F	14	1960-64
McDONALD, BYRON "BUTCH"	26	6	13	19	0	F	16	1944-45
McFADDEN, JIM	159	36	48	84	49	F	18	1951-54
McFADYEN, DON	176	12	34	46	77	F	15	1952-56
McFARLANE, GORDON	2	0	0	0	0	D	12	1926-27
McGILL, BOB	281	10	26	36	641	D	25	1987-91
McGILL, RYAN	9	0	2	2	20	D	45	1991-92
McINTYRE, JACK	231	52	39	91	98	F	11, 20	1953-58
McKAY, RAY	28	0	1	1	35	D	5, 17	1968-71
McKEGNEY, IAN	3	0	0	0	2	D	24	1976-77
McKEGNEY, TONY	9	0	1	1	4	F	11	1990-91
McKENZIE, JOHN	128	20	23	43	114	F	18, 21	1958-59, 63-65
McKINNON, ALEX	44	1	1	2	54	F	6	1928-29
McLEAN, BRETT	78	11	20	31	54	F	53	2002-04
McMAHON, MIKE	20	0	8	8	6	D	4	1968-69
McMURCHY, TOM	46	4	3	7	57	F	22, 23	1983-86
McNEILL, MARK	1	0	0	0	0	R	41	2016-2017
McNEILL, MIKE	23	2	2	4	6	F	41	1990-91
McRAE, BASIL	8	0	0	0	12	F	17	1996-97
McVEIGH, CHARLES	84	18	12	30	27	F	7	1926-28
MEGNA, JAYCOB	44	0	2	2	2	D	24	2024
MELNYK, GERRY	63	5	16	21	2	F	12	1961-62, 64-65
MELOCHE, GILLES	2	0	0	0	0	G	30	1970-71
MENARD, HILLARY	1	0	0	0	0	D	6	1953-54
MENARD, HOWIE	19	2	3	5	8	F	19	1969-70
MICHALUK, ART	5	0	0	0	0	D	4, 20	1947-48
MICHALUK, JOHN	1	0	0	0	0	F	17	1950-51
MICKEY, LARRY	1	0	0	0	0	F	6	1964-65
MICKOSKI, NICK	220	49	65	114	138	F	9	1954-58
MIKITA, STAN	1,394	541	926	1,467	1,264	F	21	1958-80
MILLEN, GREG	13	0	1	1	0	G	29	1989-91
MILLER, EARL	94	16	11	27	122	F	9, 15	1927-32
MILLER, JACK	17	0	0	0	4	F	11, 14	1949-51
MILLER, KEVIN	106	18	24	42	49	F	16, 17	1996-98
MILLER, KIP	10	1	4	5	2	F	14, 23	1995-96

TRADITION
RECORDS
PLAYOFFS
HISTORY
PLAYERS

ALL-TIME ROSTER

NAME	GP	G	A	PTS	PIM	POS	UNIFORM NO.	YEARS
MILLS, BRAD	3	0	0	0	0	C	51	2013
MILLS, CRAIG	27	0	3	3	36	F	46, 39, 22	1997-99
MIRONOV, BORIS	220	21	69	90	231	D	3, 2	1999-2003
MISZUK, JOHN	5	1	1	2	2	D	4, 10	1965-67
MITCHELL, IAN	82	4	12	16	22	D	51	2020-23
MITCHELL, RED	83	4	5	9	67	D	8, 20	1941-43, 44-45
MOEN, TRAVIS	82	4	2	6	142	F	59	2003-04
MOHNS, DOUG	415	116	163	279	372	D/F	2, 11	1964-71
MONTADOR, STEVE	52	5	9	14	45	D	5	2011-12
MORAN, AMBY	23	1	1	2	14	D	12	1927-28
MORE, JAY	17	0	2	2	8	D	4	1997-98
MOREAU, ETHAN	210	33	32	65	284	F	40, 23, 19, 17	1996-99
MORENZ, HOWIE	72	12	36	48	41	F	3	1934-36
MORGAN, JASON	7	1	1	2	6	F	38	2005-06
MORIN, JEREMY	54	8	8	16	56	F	27, 11	2010-14
MORRISON, BRENDAN	11	0	0	0	6	F	17	2011-12
MORRISON, DON	59	8	12	20	6	F	5	1950-51
MORTSON, GUS	390	25	80	105	647	D	2	1952-58
MOSDELL, KEN	25	2	4	6	8	F	18	1956-57
MOSIENKO, BILL	711	258	282	540	133	F	8, 10	1941-55
MOTTE, TYLER	33	4	3	7	14	F	64	2016-17
MRAZEK, PETR	95	0	0	0	18	G	34	2022-
MUIR, BRYAN	64	3	7	10	63	D	37, 45	1998-99
MULVEY, GRANT	574	148	133	281	797	F	22	1974-83
MUNI, CRAIG	18	0	4	4	12	D	3	1992-94
MUNRO, ADAM	17	0	1	1	2	G	30	2003-06
MURPHY, CONNOR	419	28	64	92	292	D	5	2017-
MURPHY, JOE	210	83	96	179	304	F	17	1992-96
MURPHY, RON	459	105	127	232	231	F	10	1957-64
MURRAY, BOB	1008	132	382	514	873	D	6	1975-90
MURRAY, CHRIS	4	0	0	0	14	F	15	1998-99
MURRAY, TROY	688	197	291	488	707	F	19	1981-91, 92-94
NABOKOV, DMITRI	25	7	4	11	10	F	46	1997-98
NASREDDINE, ALAIN	7	0	0	0	19	D	32	1998-99
NATRASS, RALPH	223	18	38	56	308	D	5, 17	1946-50
NAZAR, FRANK	3	1	0	1	0	F	91	2024-
NESTERENKO, ERIC	1013	207	288	495	1014	F	15	1956-72
NICHOL, SCOTT	75	7	11	18	145	F	12	2003-04
NICHOLLS, BERNIE	107	41	70	111	92	F	92	1994-96
NICHOLSON, HICKEY	2	1	0	1	0	F	14	1937-38
NICKULAS, ERIC	21	1	1	2	8	F	20	2003-04
NIEMI, ANTTI	42	0	1	1	0	G	31	2009-10
NIEMINEN, VILLE	60	2	11	13	40	F	20	2003-04
NIKOLUSHIN, ANDREI	60	6	15	21	26	F	11	2002-03
NILSSON, JACOB	2	0	0	0	0	F	67	2018-19
NOONAN, BRIAN	329	63	85	148	300	F	10	1987-94
NORDQVIST, JONAS	3	0	2	2	2	F	32	2006-07
NORDSTROM, JOAKIM	54	1	5	6	6	F	42	2013-15
NORRIS, JACK	10	0	0	0	0	G	30	1967-69
NORTHCOTT, LAWRENCE	46	5	7	12	9	F	11	1938-39
NYLANDER, ALEX	65	10	16	26	10	F	92	2019-2020
NYLANDER, MICHAEL	239	63	117	180	112	F	37, 92	1999-03
NYLUND, GARY	179	14	37	51	461	D	22	1986-89
O'CALLAHAN, JACK	303	15	64	79	393	D	5	1982-87
O'CONNELL, MIKE	166	18	61	79	106	D	14	1977-81
O'DONNELL, SEAN	51	0	7	7	23	D	6	2011-12
O'SHEA, DANNY	66	10	16	26	38	F	11	1970-72
ODELEIN, LYLE	77	7	6	13	80	D	7	2002-03
ODUYA, JOHNNY	254	10	35	45	82	D	27	2012-15, 2017
OESTERLE, JORDAN	55	5	10	15	8	D	82	2017-18
OGILVIE, BRIAN	12	1	2	3	4	F	18	1972-73
OLCZYK, ED	322	77	132	209	274	F	16	1984-87, 98-2000
OLESZ, ROSTISLAV	6	0	0	0	6	F	85	2011
OLMSTEAD, BERT	94	22	32	54	44	F	14, 19	1948-51
OLSEN, DYLAN	28	0	1	1	6	D	34	2012
ORBAN, BILL	84	7	8	15	50	F	6	1967-69
ORR, BOBBY	26	6	21	27	29	D	4	1976-77, 78-79
OUELLETTE, EDDIE	43	3	2	5	11	F	16	1935-36
PAHLSSON, SAMUEL	13	2	1	3	2	F	26	2009
PALANGIO, PETE	49	10	10	20	20	F	18	1936-38
PALIOTTA, MICHAEL	1	0	1	1	0	D	47	2015

TRADITION

RECORDS

PLAYOFFS

HISTORY

PLAYERS

ALL-TIME ROSTER

NAME	GP	G	A	PTS	PIM	POS	UNIFORM NO.	YEARS
PALMER, ROB	16	0	3	3	2	F	14	1973-76
PANARIN, ARTEMI	162	61	90	151	53	L	72	2015-17
PANG, DARREN	81	0	9	9	6	G	34, 40	1984-85, 87-89
PANIK, RICHARD	149	34	34	68	90	L	14	2016-18
PAPIKE, JOE	20	3	3	6	4	F	11, 14	1940-42, 44-45
PAPPIN, JIM	488	216	228	444	447	F	8	1968-75
PARENTEAU, PIERRE	5	0	1	1	2	F	58	2006-07
PASSMORE, STEVE	73	0	1	1	19	G	29, 37	1999-00, 01-04
PATERSON, RICK	430	50	43	93	136	F	8, 26, 27	1979-87
PAYNTER, KENT	3	0	0	0	4	D	7, 33, 38	1987-89
PELENSKY, PERRY	4	0	0	0	5	F	34	1983-84
PELLETIER, MARCEL	6	0	0	0	2	G	1	1950-51
PELLETIER, PASCAL	7	0	0	0	0	F	27	2008-09
PELLUSO, MIKE	118	12	4	16	743	F/D	26, 44	1989-92
PELLUSO, MIKE	37	4	2	6	19	F	17	2001-02
PERLINI, BRENDAN	47	12	3	15	20	F	11	2018-20
PERREAULT, YANIC	53	9	5	14	24	F	94	2007-08
PERRY, COREY	16	4	5	9	12	F	94	2023
PETERS, JIM	186	43	46	89	55	F	7, 14, 15	1951-54
PHILLIPOFF, HAROLD	23	0	4	4	26	F	19	1978-80
PHILLIPS, ISAAK	53	1	10	11	31	D	41	2021-
PHILP, LUKE	3	0	1	1	2	F	39	2023
PILOTE, PIERRE	821	77	400	477	1,211	D	3, 21, 22	1955-68
PINDER, GERRY	149	32	38	70	76	F	18	1969-71
PIRRI, BRANDON	36	6	7	13	6	F	37, 73	2010-13, 20-21
PISANI, FERNANDO	60	7	9	16	10	F	15	2010-11
PITLICK, REM	9	0	0	0	2	F	20	2024
PLANTE, DEREK	17	1	1	2	2	F	12	1999-2000
PLANTE, PIERRE	77	10	18	28	59	F	15	1977-78
PLAYFAIR, JIM	19	1	3	4	49	D	20, 37, 39	1987-89
POAPST, STEVE	220	7	23	30	118	D	42, 8	2000-04
POETA, TONY	1	0	0	0	0	F	34	1951-52
POILE, BUD	58	23	29	52	19	F	11, 19	1947-49
PORTLAND, JACK	26	1	4	5	26	D	11	1939-41
POSA, VICTOR	2	0	0	0	2	F	34	1985-86
POTULNY, RYAN	3	0	0	0	0	F	21	2010-11
POULIN, PATRICK	141	34	36	70	109	F	44	1993-96
POWELL, RAY	31	7	15	22	2	F	12, 18	1950-51
POWIS, GEOFFREY	2	0	0	0	0	F	5	1967-68
POWIS, LYNN	57	8	13	21	6	F	12	1973-74
PRESLEY, WAYNE	355	93	93	186	495	F	17	1984-91
PRESTON, RICH	429	96	127	223	257	F	11, 16	1979-84, 86-87
PRICE, JACK	57	4	6	10	24	D	9, 19	1951-54
PROBERT, BOB	461	49	76	125	1,210	F	24	1995-2002
PROKOPEC, MIKE	15	0	0	0	11	F	23	1995-97
PRYSTAL, METRO	242	60	56	116	111	F	4, 6, 17	1947-50, 54-56
PURPUR, CLIFF	119	24	33	57	38	F	3, 4	1941-45
QUACKENBUSH, MAX	14	0	1	1	4	D	19, 20	1951-52
QUENNEVILLE, JOHN	9	0	0	0	0	F	47	2019-2020
QUINT, DERON	51	4	7	11	18	D	2	2003-04
QUINTAL, STEPHANE	72	1	18	19	60	D	4	2000-01
RAANTA, ANTTI	39	0	1	1	0	G	31	2013-15
RADDYSH, TAYLOR	172	31	30	61	40	F	11	2021-24
RADULOV, IGOR	43	9	7	16	22	F	50	2002-04
RAGLAN, CLARENCE "RAGS"	67	1	8	9	38	D	3, 6, 19	1951-53
RAMSAY, LES	11	2	2	4	2	F	15	1944-45
RASMUSSEN, DENNIS	112	8	9	17	16	C	70	2015-17
RAVLICH, MATT	245	5	47	52	254	D	5	1964-69
REDMOND, DICK	341	71	156	227	218	D	15	1972-77
REEKIE, JOE	17	0	2	2	28	D	23	2001-02
REGIN, PETER	21	2	3	5	2	F	12	2014-15
REGULA, ALEC	22	1	0	1	16	D	75	2020-23
REIBEL, EARL	40	4	12	16	6	F	9	1957-58
REICHEL, LUKAS	99	12	20	32	18	F	27	2021-
REID, TOM	86	0	7	7	37	D	4	1967-69
REISE, LEO, Jr.	23	0	0	0	19	D	8	1945-47
RHEAUME, PASCAL	19	0	2	2	4	F	15	2001-02
RIBBLE, PAT	35	2	5	7	22	D	5	1978-80
RICHARDS, BRAD	76	12	25	37	12	F	91	2014-15
RICHARDSON, DAVE	3	0	0	0	2	F	6	1965-66
RICHMOND, DANNY	39	0	2	2	68	D	44	2005-08

TRADITION
RECORDS
PLAYOFFS
HISTORY
PLAYERS

ALL-TIME ROSTER

	NAME	GP	G	A	PTS	PIM	POS	UNIFORM NO.	YEARS
	RIPLEY, JIM	3	0	0	0	0	D/F	14	1926-27
	RIPLEY, VIC	174	41	24	65	125	F	4	1928-33
	ROBERTS, MOE	1	0	0	0	0	G	1	1951-52
	ROBIDAS, STEPHANE	45	2	10	12	33	D	17	2003-04
	ROBIDOUX, FLORENT	52	7	4	11	75	F	19, 22, 25	1980-82, 83-84
	ROBINSON, BUDDY	9	1	2	3	4	F	53	2022-23
	ROBINSON, DOUG	40	2	9	11	8	F	5, 14	1964-65
	ROBINSON, EARL	48	9	6	15	13	F	10	1938-39
	RODDEN, EDDIE	27	3	4	7	6	F	8	1926-28
	ROENICK, JEREMY	524	267	329	596	570	F	51, 27	1988-96
	ROLLINS, AL	308	0	1	1	39	G	1	1952-57
	ROMANCHYCH, LARRY	10	0	2	2	2	F	28	1970-71
	ROMNES, ELWYN "DOC"	309	60	120	180	40	F	12, 17, 19	1930-39
	ROOS, FILIP	21	1	2	3	4	D	48	2022-23
	ROTA, DARCY	448	117	110	227	450	F	18	1973-79
	ROYER, REMI	18	0	0	0	67	D	6	1998-99
	ROZSIVAL, MICHAL	207	4	45	49	115	D	32	2013-18
	RUCINSKI, MIKE	1	0	0	0	0	F	36	1988-89
	RUNDBLAD, DAVID	63	3	13	16	18	D	5	2014-16
	RUSKOWSKI, TERRY	211	30	138	168	609	F	8	1979-83
	RUSSELL, CAM	361	8	19	27	788	D	52, 8	1989-98
	RUSSELL, PHIL	504	53	176	229	1,288	D	5	1972-79
	RUTTA, JAN	80	8	18	26	36	D	44	2017-19
	RIIUTU, CHRISTIAN	158	28	62	90	208	F	22	1992-95
	RIIUTU, TUOMO	228	48	60	108	259	F	15	2003-08
	RYCHEL, WARREN	2	0	0	0	17	F	23, 42	1988-89, 90-91
	SAAD, BRANDON	428	114	127	241	86	F	43, 20	2011-15, 2017-20
	SALMELAINEN, TONY	57	6	11	17	26	L	8	2006-07
	SAMSONOV, SERGEI	23	0	4	4	6	F	14	2007-08
	SANDFORD, ED	56	12	9	21	50	F	10	1955-56
	SANFORD, ZACH	18	0	4	4	2	F	13	2024-
	SANIPASS, EVERETT	126	17	26	43	309	F	7	1986-90
	SASAKAMOOSE, FRED	11	0	0	0	6	F	21	1953-54
	SAUVE, BOB	84	0	5	5	33	G	31, 40	1985-87
	SAVARD, DENIS	881	377	719	1,096	1,005	F	18	1980-90, 95-97
	SAVARD, JEAN	42	7	12	19	29	F	27	1977-79
	SCEVOUR, DARIN	1	0	0	0	0	F	32	1986-87
	SCHAEFFER, PAUL "BUTCH"	5	0	0	0	6	D	15	1936-37
	SCHMALTZ, NICK	162	29	62	91	30	F	8	2016-19
	SCHMAUTZ, BOBBY	76	12	9	21	43	F	19	1967-69
	SCLSIZZ, ENIO	14	0	2	2	0	F	14	1952-53
	SCOTT, JOHN	69	0	2	2	120	D/F	32	2010-12
	SCUDERI, ROB	17	0	0	0	0	D	47	2015-16
	SEABROOK, BRENT	1,114	103	361	464	661	D	7	2005-2020
	SECORD, AL	466	213	160	373	1,426	F	14, 20	1980-87, 89-90
	SEDLBAUER, RON	84	25	13	38	26	F	19	1979-81
	SEELER, NICK	6	0	1	1	7	D	55	2020
	SEIBERT, EARL	410	57	134	191	400	D	17	1935-45
	SEKAC, JIRI	6	0	1	1	2	L	34	2015-16
	SENEY, BRETT	11	1	0	1	8	F	62	2023-
	SHANTZ, JEFF	312	36	80	116	155	F	11	1993-98
	SHARP PATRICK	749	249	283	532	411	F	10	2005-15, 2017-18
	SHARPLEY, GLEN	71	19	23	42	23	F	7	1980-82
	SHAW, ANDREW	362	75	76	151	339	F	65	2012-16, 2019-2021
	SHEA, PAT	10	0	1	1	0	D	10	1931-32
	SHEEHAN, BOBBY	78	11	20	31	18	F	27	1975-76
	SHELTON, DOUG	5	0	1	1	2	F	19	1967-68
	SHEPPARD, JOHN	41	3	4	7	4	F	4	1933-34
	SHILL, JACK	48	6	7	13	12	D	3	1937-39
	SHMYR, PAUL	84	2	16	18	75	D	3, 4, 23, 24	1968-71
	SIKURA, DYLAN	47	1	13	14	0	F	95	2017-20
	SIMON, CHRIS	61	12	6	18	125	F	17	2002-03
	SIMON, JOHN "CULLY"	28	0	0	0	14	D	17	1944-45
	SIMPSON, KENT	1	0	0	0	0	G	40	2015
	SIMPSON, REID	91	8	6	14	247	F	33	1997-99
	SIMPSON, TODD	45	0	3	3	116	D	27	2005-06
	SKALDE, JARROD	7	0	1	1	4	F	16	1997-98
	SKILLE, JACK	79	12	13	25	30	R	11, 20	2007-11
	SKORODENSKI, WARREN	32	0	0	0	2	G	1	1981-82, 84-87
	SKOV, GLEN	346	44	75	119	150	F	14	1955-60
	SLAGGERT, LANDON	16	1	3	4	4	F	84	2024-

TRADITION

RECORDS

PLAYOFFS

HISTORY

PLAYERS

ALL-TIME ROSTER

NAME	GP	G	A	PTS	PIM	POS	UNIFORM NO.	YEARS
SLAVIN, JOSIAH	15	0	1	1	4	F	36	2021-22
SLEAVER, JOHN	13	1	0	1	4	F	15	1953-54, 56-57
SLOAN, TOD	195	58	78	136	189	F	9	1958-61
SMITH, BEN	156	23	16	39	4	F	57, 28	2010-15
SMITH, CLINT	202	81	121	202	12	F	2, 3	1943-47
SMITH, DES	26	1	4	5	27	D	11	1939-40
SMITH, GARY	51	0	0	0	5	G	1	1971-73
SMITH, GLEN	2	0	0	0	0	F	1	1950-51
SMITH, STEVE	317	25	111	136	920	D	3, 5	1991-97
SMITH, WAYNE	2	1	1	2	2	D	5	1966-67
SMITH, ZACK	50	4	7	11	29	F	15	2019-2020
SMOLENAK, RADEK	1	0	0	0	5	L	52	2010
SMOLINSKI, BRYAN	62	14	23	37	29	C	11	2006-07
SMYTH, GREG	60	0	3	3	141	D	3	1993-95
SODERBERG, CARL	34	7	8	15	14	C	34	2020-21
SODERBLOM, ARVID	50	0	0	0	0	G	40	2021-
SOLHEIM, KEN	5	2	0	2	0	F	5	1980-81
SOMERS, ART	77	14	19	33	111	F	6	1929-31
SOPEL, BRENT	154	3	27	30	70	D	5	2007-10
SOUCY, CHRISTIAN	1	0	0	0	0	G	50	1993-94
SPACEK, JAROSLAV	155	15	45	60	121	D	3, 6	2000-02, 05-06
ST. LAURENT, DOLLARD	270	10	51	61	190	D	19	1958-62
ST. PIERRE, MARTIN	21	1	3	4	8	F	47	2005-08
STALBERG, VIKTOR	203	43	47	90	102	R	25	2010-13
STALOCK, ALEX	27	0	0	0	16	G	32	2022-23
STANFIELD, FRED	107	10	12	22	14	F	6, 18	1964-67
STANLEY, ALLAN	111	14	28	42	92	D	4	1954-56
STANLEY, BARNEY	1	0	0	0	0	F	14	1927-28
STANTON, RYAN	1	0	0	0	2	D	55	2013
STAPLETON, MIKE	125	9	21	30	82	F	12, 15, 16	1986-89, 90-92
STAPLETON, PAT	545	41	286	327	301	D	12	1965-73
STASIUK, VIC	38	6	4	10	8	F	17, 18	1949-51
STAUBER, JAXSON	6	0	0	0	0	G	30	2023
STEVENSON, DOUG	4	0	0	0	0	G	1	1944-46
STEWART, GAYE	178	70	66	136	172	F	10, 15	1947-50
STEWART, JACK	63	1	5	6	61	D	2	1950-52
STEWART, KARL	37	2	3	5	43	L	57	2006-07
STEWART, KEN	6	1	1	2	0	D	10	1941-42
STILLMAN, RILEY	65	3	10	13	38	D	61	2020-22
STRATTON, ART	2	0	0	0	0	F	10	1965-66
STROME, DYLAN	225	60	94	154	72	F	17	2019-2022
STRUDWICK, JASON	102	3	6	9	160	F/D	34	2002-04
SUBBAN, MALCOLM	17	0	0	0	0	G	30	2019-21
SULLIVAN, FRANK	2	0	0	0	0	D	—	1954-56
SULLIVAN, RED	133	33	68	101	109	F	7, 8, 21	1954-56
SULLIVAN, STEVE	370	118	185	303	251	F	15, 26	1999-2004
SUOMI, AL	5	0	0	0	0	F	14	1936-37
SUTER, GARY	301	53	126	179	284	D	6, 20	1993-98
SUTER, PIUS	55	14	13	27	14	F	24	2020-21
SUTTER, BRENT	417	76	143	219	293	F	12	1991-98
SUTTER, DARRYL	406	161	118	279	286	F	27	1979-87
SUTTER, DUANE	184	18	32	50	440	F	12, 16	1987-90
SUTTER, RICH	98	12	14	26	136	F	15	1993-95
SVEDBERG, VIKTOR	27	2	2	4	4	D	43	2015-18
SYKORA, MICHAL	56	2	12	14	22	D	6	1997-98
TAFFE, JEFF	1	0	0	0	0	C	23	2010
TALLAS, ROBBIE	12	0	0	0	0	G	32	2000-01
TALLON, DALE	325	44	112	156	296	D	19	1973-78
TANTI, TONY	3	1	0	1	0	F	8, 11	1981-83
TAYLOR, HARRY	15	1	1	2	0	D	9, 15	1951-52
TAYLOR, RALPH	80	2	1	3	142	D	12	1927-30
TEPPER, STEPHEN	1	0	0	0	0	F	68	1992-93
TERAVAINEN, TEUVO	115	17	27	44	22	C	86	2014-16
TERBENCHE, PAUL	68	3	7	10	8	D	18	1967-68
TERRERI, CHRIS	28	0	1	1	2	G	40	1997-98
THIBAUT, JOCELYN	321	0	4	4	12	G	41	1998-2004
THOMAS, CY	6	1	0	1	8	F	15	1947-48
THOMAS, STEVE	334	110	120	230	423	F	32	1987-92, 2001-03
THOMPSON, PAUL	365	118	146	264	196	F	6	1931-39
THOMS, BILL	253	63	112	175	59	F	12	1938-45
THOMSON, JIM	70	4	7	11	75	D	5	1957-58

TRADITION
RECORDS
PLAYOFFS
HISTORY
PLAYERS

ALL-TIME ROSTER

NAME	GP	G	A	PTS	PIM	POS	UNIFORM NO.	YEARS
THORNTON, SHAWN	31	2	1	3	70	F	49, 33, 29	2002-06
TICHY, MILAN	13	0	1	1	30	D	43	1992-93
TIKHONOV, VIKTOR	11	0	0	0	6	R	14	2015
TIMGREN, RAY	14	1	1	2	2	F	16, 19	1954-55
TIMONEN, KIMMO	16	0	0	0	2	D	44	2014-2015
TINORDI, JARRED	96	2	15	17	104	D	25	2022-24
TODD, KEVIN	35	5	6	11	16	F	14	1993-94
TOEWS, JONATHAN	1,067	372	511	883	607	C	19	2007-2022
TONELLI, JOHN	33	1	7	8	37	F	72	1991-92
TOOTOO, JORDIN	50	2	1	3	28	F	22	2016
TOPPAZZINI, JERRY	83	11	19	30	75	F	19	1953-55
TOPPAZZINI, ZELLIO	7	0	0	0	0	F	15	1956-57
TORKKI, JARI	4	1	0	1	0	F	44	1988-89
TOUPIN, JAQUES	8	1	2	3	0	F	9	1943-44
TOWNSEND, ART	5	0	0	0	0	D	11	1926-27
TRAPP, BOB	82	4	4	8	131	D	2	1926-28
TRAUB, PERCY	42	0	2	2	83	D	—	1926-27
TREFILOV, ANDREI	7	0	0	0	0	G	45, 29	1997-98
TRIMPER, TIM	30	6	10	16	10	F	28, 38	1979-80
TRUDEL, LOUIS	215	28	45	73	94	F	11, 16	1933-38
TURCO, MARTY	29	0	0	0	6	G	30	2010-11
TURNER, BOB	139	11	5	16	72	D	2	1961-63
TUTEN, AUDLEY	39	4	8	12	48	D	2	1941-43
UBRIACO, GENE	22	1	1	2	2	F	19	1969-70
ULANOV, IGOR	53	1	8	9	92	D	6, 45	1995-96
UNDERHILL, MATT	1	0	0	0	0	G	40	2003-04
VAIVE, RICK	106	55	39	94	168	F	27	1987-89
VALK, GARRY	16	0	1	1	6	F	15	2002-03
VAN DORP, WAYNE	69	7	4	11	331	F	23	1988-90
VAN IMPE, ED	61	8	11	19	111	D	2	1966-67
VAN RIEMSDYK, TREVOR	158	8	23	31	62	D	57	2014-17
VANDEBUSSCHE, RYAN	263	7	10	17	592	F	34, 32, 19, 14, 23	1998-2004
VANDERMEER, JIM	171	11	41	52	271	D	25	2003-07
VARIS, PETRI	1	0	0	0	0	F	17	1997-98
VASKO, ELMER "MOOSE"	641	32	153	185	608	D	4, 22	1956-66
VAYDIK, GREG	5	0	0	0	0	F	24	1976-77
VEISOR, MIKE	62	0	2	2	0	G	1	1973-75, 76-80
VILLEMURE, GILLES	21	0	0	0	0	G	1	1975-77
VERMETTE, ANTOINE	19	0	3	3	6	F	80	2015
VERSTEEG, KRIS	294	68	96	164	158	F	32, 23	2007-10, 13-15
VINCELETTE, DAN	166	20	20	40	288	F	11, 16, 17, 29, 32	1987-90, 91-92
VLASIC, ALEX	97	3	16	19	47	D	45, 72	2021-
VOKES, ED	5	0	0	0	0	F	8	1930-31
VON ARX, RETO	19	3	1	4	4	C	17	2000-01
VOPAT, ROMAN	3	0	0	0	4	F	14	1998-99
VOROBIEV, PAVEL	57	10	15	25	38	F	32	2003-07
VOSS, CARL	33	3	8	11	0	F	14	1937-38
VRBATA, RADIM	122	27	48	75	42	D	16	2005-07
WAGNER, AUSTIN	7	1	1	2	0	F	26	2023
WAITE, JIMMY	58	0	1	1	0	G	29, 30, 36, 49, 60	1988-93, 94-97
WALKER, MATT	65	1	13	14	79	D	8	2008-09
WALLMARK, LUCAS	16	0	3	3	6	C	71	2020-21
WALTON, MIKE	26	6	3	9	4	F	16	1978-79
WARD, CAM	33	0	1	1	4	G	30	2018-19
WARD, DON	3	0	0	0	0	D	4	1957-58
WARES, EDDIE	106	8	18	26	55	D/F	15	1945-47
WASNIE, NICK	14	1	0	1	22	F	13	1927-28
WATSON, BILL	115	25	36	59	12	F	11, 14	1985-89
WATSON, HARRY	168	36	49	85	19	F	5	1954-57
WEDIN, ANTON	4	0	0	0	4	F	57	2019-20
WEINRICH, ERIC	356	21	92	113	309	D	2	1993-98
WEISE, DALE	15	0	1	1	2	R	25	2016
WELLS, DYLAN	1	0	0	0	0	G	31	2022
WENTWORTH, CY	216	17	24	41	149	D	10	1927-32
WERENKA, BRAD	9	0	0	0	8	D	3	1995-96
WHARRAM, KEN	766	252	281	533	220	F	11, 17, 21	1951-56, 58-69
WHITE, BILL	415	30	149	179	336	D	2	1969-76
WHITE, PETER	54	3	4	7	10	F	11, 16	2001-03
WHITE, TODD	43	6	8	14	22	C	26	1997-2000
WIEBE, ART	412	14	26	40	201	D	2, 10, 11	1932-44
WILKINSON, NEIL	72	3	9	12	116	D/F	23	1993-94

TRADITION

RECORDS

PLAYOFFS

HISTORY

PLAYERS

ALL-TIME ROSTER

NAME	GP	G	A	PTS	PIM	POS	UNIFORM NO.	YEARS
WILLIAMS, JASON	63	17	25	42	42	C	29	2006-08
WILLIAMS, SEAN	2	0	0	0	4	F	53	1991-92
WILSON, BEHN	262	39	106	145	607	D	23	1983-86, 87-88
WILSON, BOB	1	0	0	0	0	D	—	1953-54
WILSON, CULLY	42	8	4	12	42	F	—	1926-27
WILSON, DOUG	938	225	554	779	764	D	24	1977-91
WILSON, JOHNNY	140	42	39	81	36	F	16	1955-57
WILSON, LARRY	131	21	44	65	61	F	7, 16	1953-56
WILSON, RIK	14	4	5	9	6	D	3, 44	1987-88
WILSON, ROGER	7	0	2	2	6	D	6	1974-75
WINGELS, TOMMY	57	7	5	12	43	C	57	2017-18
WISNIEWSKI, JAMES	168	13	43	56	192	D	43	2005-09
WISTE, JIM	29	0	8	8	8	F	18, 22	1968-70
WITLUK, STEVE	33	3	8	11	14	F	9, 15	1951-52
WOIT, BENNY	72	1	8	9	48	D	6	1955-57
WYLLIE, DUANE	14	3	3	6	2	F	24, 27	1974-75, 76-77
YAKUBOV, MIKHAIL	40	2	9	11	16	F	36, 12	2003-06
YAREMCHUK, KEN	188	30	43	73	78	F	7, 15	1983-86
YAWNEY, TRENT	280	16	55	71	398	D	8, 5	1987-91, 97-99
YOUNG, BRIAN	8	0	2	2	6	D	25	1980-81
YOUNG, HOWIE	96	3	14	17	166	D	2, 3	1963-64, 68-69
YSEBAERT, PAUL	26	9	8	17	14	F	14	1993-95
ZADOROV, NIKITA	55	1	7	8	36	D	16	2020-21
ZAHARKO, MILES	58	4	13	17	58	D	7, 8, 26	1978-79, 80-82
ZAITSEV, NIKITA	56	3	7	10	26	D	22	2023-24
ZEIDEL, LARRY	64	1	6	7	102	D	6	1953-54
ZELEPUKIN, VALERI	36	3	4	7	18	L	29	2000-01
ZHAMNOV, ALEXEI	528	140	284	424	419	C	26, 36, 13	1996-2004
ZMOLEK, DOUG	105	2	21	23	162	D	4	1998-2000
ZOBOROSKY, MARTY	1	0	0	0	2	D	3	1944-45
ZYLIZIN, ANDREI	32	2	3	5	38	D	27	2007-08

ACTIVE BLACKHAWKS PLAYER

RETIRED NUMBER

TRADITION

RECORDS

PLAYOFFS

HISTORY

PLAYERS

ALL-TIME GOALIE REGISTER

NAME	GP	W	L	T	OT	SO	MINS	GA	AVG	A	PIM
TONY ESPOSITO	873	418	302	148	-	74	51,734	2,529	2.93	25	31
GLENN HALL	618	276	229	107	-	51	36,600	1,586	2.60	6	52
COREY CRAWFORD	488	260	162	-	53	26	28,120	1,146	2.45	9	18
ED BELFOUR	415	201	138	56	13	30	23,679	1,047	2.65	18	240
JOCELYN THIBEAULT	321	137	142	37	12	28	18,605	816	2.63	4	12
MURRAY BANNERMAN 288	116	125	33	-	8	16,450	1,051	3.84	10	37	
MIKE KARAKAS	331	114	165	52	-	28	20,304	982	2.90	1	4
CHARLIE GARDINER	316	112	151	52	-	42	19,687	664	2.02	0	2
NIKOLAI KHABIBULIN	206	91	80	-	25	6	11,767	557	2.84	5	30
DENIS DEJORDY	199	86	69	35	-	13	11,302	518	2.75	2	2
AL ROLLINS	308	81	171	56	-	17	18,480	932	3.03	1	39
JEFF HACKETT	173	63	75	25	11	14	9,850	403	2.45	3	30
CRISTOBAL HUET	89	46	29	-	8	7	5,082	213	2.51	0	6
SCOTT DARLING	75	39	17	-	9	4	4,082	161	2.37	0	0
BOB SAUVE	84	38	32	7	-	1	4,759	297	3.76	5	33
RAY EMERY	55	32	10	-	4	3	2,890	119	2.47	1	2
SAM LOPRESTI	74	30	38	6	-	4	4,530	236	3.12	0	0
ALAIN CHEVRIER	66	29	25	5	2	0	3,467	224	3.88	2	6
HARRY LUMLEY	134	29	85	19	-	5	7,965	482	3.63	0	6
PETR MRAZEK	95	28	53	-	7	1	5,317	292	3.29	2	18
ANTTI NIEMI	42	27	8	-	5	7	2,331	90	2.31	1	0
DARREN PANG	81	27	35	7	1	0	4,252	287	4.05	9	6
LORNE CHABOT	48	26	17	5	-	8	2,940	88	1.80	0	0
EMILE FRANCIS	73	25	42	6	-	1	4,380	287	3.93	0	6
KEVIN LANKINEN	69	25	29	-	11	2	3,990	215	3.23	3	2
GARY SMITH	51	24	15	8	-	5	2,880	141	2.94	0	5
DAVE DRYDEN	68	24	23	4	-	4	3,200	171	3.21	2	0
PAUL GOODMAN	52	23	20	9	-	6	3,240	117	2.17	0	0
FRANK BRIMSEK	70	22	38	10	-	5	4,200	244	3.49	0	2
JIM HENRY	60	21	31	8	-	0	3,600	211	3.52	0	0
ANTTI RAANTA	39	20	9	0	5	3	2,189	88	2.41	1	0
PATRICK LALIME	44	20	18	-	3	2	2,473	119	2.89	0	8
JACQUES CLOUTIER	53	20	18	2	1	2	2,581	136	3.16	0	10
HUGH LEHMAN	48	20	24	4	-	6	3,047	136	2.68	0	0
MIKE VEISOR	62	20	24	15	-	3	3,577	196	3.29	2	0
STEVE PASSMORE	73	19	32	10	4	1	3,965	181	2.74	1	19
MARC-ANDRE FLEURY	45	19	21	-	5	4	2,626	129	2.95	1	2
GERRY DESJARDINS	32	17	8	5	-	0	1,817	78	2.58	1	6
BERT GARDINER	50	17	18	15	-	1	3,020	180	3.58	0	0
ROBIN LEHNER	33	16	10	-	5	0	1,875	94	3.01	0	4
CAM WARD	33	16	12	-	4	0	1,882	115	3.67	1	4
JIMMY WAITE	58	14	23	7	2	2	2,865	174	3.64	1	0
DOMINIK HASEK	25	13	4	2	0	1	1,209	52	2.58	0	8
BOB MASON	41	13	18	8	1	0	2,312	160	4.16	2	0
PAUL BIBEAULT	41	13	25	3	-	1	2,460	170	4.15	0	2
CHRIS TERRERI	28	12	11	4	0	2	1,651	68	2.47	1	2
CRAIG ANDERSON	56	12	29	2	4	2	3,029	161	3.19	1	18
WARREN SKORODENSKI 32	12	11	4	-	2	1,671	93	3.35	0	2	
MARTY TURCO	29	11	11	-	3	1	1,631	82	3.02	0	6
HEC HIGHTON	24	10	14	0	-	0	1,440	108	4.50	0	0
ANTON FORSBERG	35	10	16	-	4	0	1,715	85	2.97	1	0
ALEX STALOCK	27	9	15	-	2	2	1,475	74	3.01	0	16
COLLIN DELIA	32	9	12	-	5	0	1,614	99	3.68	0	2
MICHAEL LEIGHTON	43	8	21	10	4	3	2,474	121	2.93	2	2
ARVID SODERBLOM	50	7	34	-	4	0	2,735	175	3.84	0	0
MARK FITZPATRICK	27	6	8	6	1	0	1,403	64	2.74	1	8
HANK BASSEN	33	6	18	9	-	1	1,980	103	3.12	0	2
MALCOLM SUBBAN	17	6	8	-	1	2	882	47	3.20	0	2
GREG MILLEN	13	5	5	1	0	0	633	36	3.41	1	0
JAXSON STAUBER	6	5	1	-	0	0	363	17	2.81	0	0
ADAM MUNRO	17	4	10	1	2	1	927	51	3.30	1	27
JACK NORRIS	10	3	3	0	-	1	434	32	4.42	0	0
JEFF GLASS	15	3	7	-	3	0	821	46	3.36	0	2
J-F BERUBE	13	3	6	-	1	0	668	42	3.78	0	0
MICHEL DUMAS	8	2	1	2	-	0	362	24	3.97	1	0
BOB JANECKY	8	2	3	1	-	0	412	28	4.10	0	2
GILLES MELOCHE	2	2	0	0	-	0	120	6	3.00	0	0
DOUG STEVENSON	4	2	2	0	-	0	240	19	4.75	0	0
ROBBIE TALLAS	12	2	7	0	0	0	627	35	3.35	0	0
GILLES VILLEMURE	21	2	11	6	-	0	1,109	85	4.61	0	0
DOUG JACKSON	6	1	4	1	-	0	360	42	7.00	0	0

TRADITION

RECORDS

PLAYOFFS

HISTORY

PLAYERS

ALL-TIME GOALIE REGISTER

NAME	GP	W	L	T	OT	SO	MINS	GA	AVG	A	PIM
BRIAN BOUCHER	15	1	10	-	3	1	827	45	3.27	0	0
SEBASTIEN CARON	1	1	0	-	0	0	60	1	1.00	0	0
BILL DICKIE	1	1	0	0	-	0	60	3	3.00	0	0
ED JOHNSTON	4	1	3	0	-	0	240	17	4.25	0	0
MARC LAMOTHE	2	1	1	0	0	0	116	10	5.16	0	0
RAY LEBLANC	1	1	0	0	0	0	60	1	1.00	0	0
MARCEL PELLETIER	6	1	5	0	-	0	355	28	4.70	0	2
ANDREI TREFILOV	7	1	5	0	0	0	324	21	3.89	0	0
SCOTT FOSTER	1	0	0	-	-	0	15	0	0.00	0	0
RED ALMAS	1	0	1	0	-	0	60	5	5.00	0	0
KENNETH BROWN	1	0	0	0	-	0	18	1	3.37	0	0
CHRIS CLIFFORD	2	0	0	0	0	0	24	0	0.00	0	0
WILF CLUDE	1	0	1	0	-	0	41	9	13.17	0	0
RAY FREDERICK	5	0	4	1	-	0	300	22	4.40	0	0
JOHN GELINEAU	2	0	2	0	-	0	120	18	9.00	0	0
MICHEL LAROCQUE	3	0	2	0	0	0	152	9	3.55	0	0
JEAN MAROIS	2	0	2	0	-	0	120	11	5.50	0	0
MOE ROBERTS	1	0	0	0	-	0	20	0	0.00	0	0
KENT SIMPSON	1	0	0	0	-	0	20	2	6.00	0	0
CHRISTIAN SOUCY	1	0	0	0	0	0	3	0	0.00	0	0
DYLAN WELLS	1	0	0	-	0	0	20	1	3.00	0	0
CARTER HUTTON	1	0	1	0	0	0	59	3	3.06	0	0
MATT UNDERHILL	1	0	1	0	0	0	61	4	3.95	0	0
ANTON KHUDBIN	1	0	1	-	0	0	60	6	6.00	0	0

ACTIVE BLACKHAWKS PLAYER

RETIRED NUMBER

TRADITION

RECORDS

PLAYOFFS

HISTORY

PLAYERS

ALL-TIME NUMERICAL ROSTER

- 1** Hugh Lehman, Charles Gardner, Will Cude, Lorne Chabot, Paul Goodman, Sam Lapresti, Bill Dickie, Doug Stevenson, Hec Highton, Bert Gardiner, Paul Bibeault, Doug Jackson, Frank Brimsek, Jim Henry, Red Almas, Emile Francis, Harry Lumley, Marcel Pelletier, Glen Smith, Moe Roberts, Al Rollins, Jack Gelineau, Jean Marois, Hank Bassen, Ray Frederick, **Glenn Hall**, Denis DeJordy, Gerry Desjardins, Gary Smith, Mike Veisor, Gilles Villemure, Warren Skorodenski, Ed Belfour
- 2** Bob Trapp, Art Wiebe, Dick Irvin, Clem Loughlin, Herb Gardiner, Clarence Abel, Audley Tuten, Clint Smith, Johnny Mariucci, Hugh Coffin, Bob Goldham, Jack Stewart, Gus Mortson, Al Arbour, Bob Turner, Howie Young, Doug Mohns, Ed Van Impe, Gilles Marotte, Bill White, Randy Holt, Dave Logan, Greg Fox, Randy Boyd, Marc Bergevin, Mario Doyon, Bryan Marchment, Eric Weinrich, Brad Brown, Boris Mironov, Deron Quint, Duncan Keith
- 3** Ted Graham, Howie Morenz, Harold Jackson, Duke Dukowski, Clint Smith, Jack Shiell, Benjamin Laprairie, Bill Burch, Lionel Conacher, Helge Bostrom, Glenn Brydson, Les Cunningham, Cliff Purpur, Marty Zoboloff, Joe Bretto, Doug Baldwin, Bob Goldham, Ernie Dickens, Lee Goforin, Ron Ingram, **Pierre Plote**, Howie Young, **Keith Magnuson**, Dave Feamster, Bruce Cassidy, Dave Manson, Igor Kravchuk, Steve Smith, Craig Muni, Greg Smyth, Brad Werenka, Christian Laflamme, Boris Mironov, Brad Brown, Jaroslav Spacek, Bryan Berard
- 4** Mickey Mackay, Cecil Dye, Vic Ripley, Bill Mackenzie, John Sheppard, Marty Burke, Dave Mackay, Reg Hamilton, Cliff Purpur, Bill Gadsby, Art Michaluk, Al-Jan Stanley, Metro Prystaj, Frank Martin, Don Ward, Moose Vasko, John Miszuk, Tom Reid, Mike McMahon, Doug Jarrett, Paul Shmyr, Dave Logan, Bobby Orr, Keith Brown, Keith Carney, Jayson More, Doug Zmolek, Stephanie Quintal, Chris McAlpine, Sami Helenius, Bryan Berard, Niklas Hjelmansson, **Seth Jones**
- 5** Harold "Mush" March, Gus Bodnar, Don Morrison, Ralph Natrass, Al Dewsbury, Harry Watson, Jimmy Thomson, Jack Evans, Doug Robinson, Matt Ravlich, Wayne Smith, Geoff Powis, Ray McKay, Phil Russell, Pat Ribble, Dave Hutchinson, Jack O'Callahan, Glen Cochrane, Steve Konroyd, Steve Smith, Trent Yawney, Steve McCarthy, Jassen Cullimore, Brent Sopen, Steve Montador, David Rundblad, **Connor Murphy**
- 6** Corbett Denny, Art Somers, Paul Thompson, Alex McKinnon, George Allen, Don Grosso, Tommy Fowler, Frank Ashworth, Doug McCrae, Mike Buchanan, Fred Hucul, Clare Martin, Ed Kryzanowski, Hillary Menard, Larry Zeidel, Doug Hollingworth, Benny Woit, Ian Cushman, Frank Martin, Norm Johnson, Doug Barkley, Reggie Fleming, Larry Mickey, Fred Stanfield, Lou Angotti, Dave Richardson, Jack Stanfield, Bill Orban, Len Figer, Randy Holt, Roger Wilson, Bob Murray, Franitsek Kucera, Robert Dirk, Gary Suter, Gerald Diduck, Ivan Droppa, Igor Ulanov, Michal Sykora, Anders Eriksson, Remi Royer, Sylvain Cote, Kevin Dean, Phil Housley, Anton Babchuk, Jaroslav Spacek, Lasse Kukkonen, Magnus Johansson, Jordan Hendry, Sean O'Donnell, Mike Kostka, Adam Clendening, Trevor Daley, Michal Kempny, Cody Franson, Olli Maatta, Jake McCabe
- 7** Charles McVeigh, Rosie Couture, Johnny Gottselig, Doug Bentley, Lude Check, Jimmy Peters, Larry Wilson, Red Sullivan, Wally Hergesheimer, Ted Lindsay, Bobby Hull, Murray Hall, Phil Esposito, Pit Martin, Doug Lecuyer, Glen Sharpley, Miles Zaharko, Ken Yaremchuk, Tom McCurphy, Mark LaVarre, Everett Snipras, **Chris Chelios**, Lyle Odelein, Brent Seabrook
- 8** Eddie Rodden, Ty Arbour, Gerry Lowrey, Ed Vokes, Clarence Mackenzie, Leroy Goldsworthy, Alex Levinsky, Red Mitchell, Roger Jenkins, Joe Cooper, Leo Reize Jr., Jack Dyle, Roy Conacher, Dick Butler, Bill Mosienko, Tony Leswick, Ed Kachur, Danny Lewicki, Murray Ballour, Wayne Hicks, Camille Henry, Bill Hay, Gerry Goyer, Jim Pappin, Joe Johnston, Jim Harrison, Terry Ruskowski, Mike Fidler, Curt Fraser, Tony Tanti, Trent Yawney, Cam Russell, Anders Eriksson, Dave Manson, Steve Poapst, Anton Babchuk, Tony Salmelainen, Matt Walker, Kim Johnsson, Nick Leddy, Nick Schmaltz, Dominik Kubalik, Jack Johnson, **Ryan Donato**
- 9** Cecil Brownie, Val Hoffinger, Earl Miller, Helge Bostrom, Norman Locking, Bill Mackenzie, Jack Leswick, Roger Jenkins, Louis Holmes, Vic Heylinger, Bill Carse, Jaques Toupin, Don Campbell, Russell Blinco, John Harms, Roy Conacher, Steve Witliuk, Pete Conacher, Nick Mickoski, Dutch Reibel, Tod Sloan, Bronco Horvath, **Bobby Hull**
- 10** Gordon Fraser, Cy Wentworth, Art Wiebe, Helge Bostrom, Pat Shea, Leroy Goldsworthy, Earl Robinson, Phil Hergesheimer, Ken Stewart, Gage Stewart, Pete Babando, Cy Lynn, Lou Jankowski, Ed Sandford, Forbes Kennedy, Ron Murphy, Dennis Hull, Art Stratton, Reg Kerr, Jeff Larmer, Dave Donnelly, Brian Noonan, Tony Amonte, Patrick Sharp
- 11** Art Townsend, Ed McCalmon, Art Wiebe, Tom Cook, Louis, Trudel, Milt Brink, Lawrence Northcott, Dave Mackay, Des Smith, Jack Portland, Joe Papike, Wilfred Field, Joe Matte, Don Grosso, Bud Poile, Hank Blade, Johnny Mariucci, Jim Conacher, Adam Brown, Gordie Fashoway, Fred Hucul, Pete Horeck, Jack McIntyre, Kenny Wharram, Lorne Ferguson, Bill Hay, Doug Mohns, Danny O'Shea, John Marks, Tony Tanti, Denis Cyr, Bob MacMillan, Bill Watson, Rich Preston, Dan Vincelelte, Mike Eagles, Tony McKeegney, Tony Hrkac, Brad Lauer, Jeff Shantz, Nelson Emerson, Josef Marha, Peter White, Andrei Nikolishin, Matt Keith, Bryan Smolinski, Jack Skille, John Madden, Jeremy Morin, Andrew Desjardins, Brendan Perlini, Adam Gaudette, Taylor Raddysh
- 12** Gordon McFarlane, Amby Moran, Ralph Taylor, Ted Graham, Elwyn "Doc" Romnes, Bill Thomas, Art Lesieur, Gus Bodnar, Bob Hassard, Ed Litzenberger, Gerry Melynk, Aut Erickson, John Brenneman, Pat Stapleton, Lynn Powis, Ivan Boldirev, Tom Lysiak, Mike Stapleton, Duane Sutter, Paul Gillis, Brent Sutter, J.P. Dumont, Derek Plante, Kris King, Tom Fitzgerald, Scott Nichol, Mikhail Yakubov, Peter Bondra, Matt Keith, Rene Bourque, Peter Regin, Tomas Fleischmann, Alex DeBrincal, Ian McCoshen
- 13** Nick Wasnie, Alexei Zhammov, Daniel Carrillo, Tomas Jurco, Mattias Janmark, Henrik Borgstrom, Max Domi, **Zach Sanford**
- 14** Ken Doraty, Barney Stanley, Jim Riley, Leo Lafrance, Wildor Larochele, Carl Voss, Al Suomi, Hickey Nicholson, Oscar Hanson, Charles Mason, Joe Papike, Phil Besler, Reg Bentley, Jim Conacher, Jack Miller, Doug Bentley, Sid Finney, Fred Glover, Enio Scisizzi, Ike Helibrand, Lorne Davis, Glen Skov, Ab McDonald, Ken Hodge, Doug Robinson, Wayne Maki, Terry Caffery, Bryan Campbell, Ralph Backstrom, Germain Gagnon, Rob Palmer, Dave Logan, Mike O'Connell, Al Seedor, Bill Gardner, Bill Watson, Greg Gilbert, Kevin Told, Paul Ysebaert, Kip Miller, Steve Dubinsky, Sylvain Cloutier, Mike Maneluk, Roman Vopal, Ryan VandenBussche, Theoren Fleury, Rene Bourque, Sergei Samsonov, Chris Campoli, Drew LeBlanc, Richard Panik, Victor Tikhonov, Victor Ejsdell, Chris Kunitz, Boris Katchouk
- 15** Earl Miller, Frank Ingram, Georges Boucher, Don McFadyen, Tommy Coulter, Paul "Butch" Schaeffer, Andy Blair, Cully Dahlstrom, Eddie Wares, Gage Stewart, Red Hamill, Cy Thomas, Les Ramsay, James Harevey, Harry Taylor, Gerry Couture, John Lesieur, Metro Prystaj, Eric Nesterson, Zello Toppazzini, Dick Redmond, Pierre Plante, Tim Higgins, James Camazzola, Ken Yaremchuk, Mark LaVarre, Bob Bassen, Brad Lauer, Mike Stapleton, Rich Sutter, Jim Cummins, Paul Ysebaert, Chad Kilger, Chris Murray, Steve Sullivan, Blat Aicheynum, Jim Campbell, Pascal Rheume, Garry Fuat, Tuomo Ruutu, Andrew Ebbett, Fernando Pisani, Andrew Brunette, Artem Anisimov, Zack Smith, **Joey Anderson**
- 16** Hugh Lehman, Bobby Burns, Louis, Trudel, Eddie Ouellette, Bob Carse, Ad Demarco, John Chad, Gordon Bultrey, Byron "Butch" McDonald, Stewart Adams, Russ Brayshaw, Guy Fielder, Peg Guidolin, Cal Gardner, Larry Wilson, Dave Creighton, Ray Timgren, Johnny Wilson, Bobby Hull, Chico Maki, Kirk Bowman, Mike Walton, Rich Preston, Eddie Olczyk, Duane Sutter, Mike Stapleton, Michel Goulet, Dan Vincelelte, Kevin Miller, Martin Gendron, Jarrof Skalde, Steve Dubinsky, Kris King, Matt Henderson, Peter White, Matt Etlison, Radim Vrba, Andrew Ladd, Martin St. Pierre, Marcus Kruger, Ryan Potlun, Nikita Zadorov, Juhar Khaira, **Jason Dickinson**
- 17** Helge Bostrom, Elwyn "Doc" Romnes, Art Coulter, Earl Seibert, John Chad, Walt Farrant, George Grigor, Harry Dick, Ralph Natrass, Steve Black, John Michaluk, Vic Stasiuk, George Gee, John McCormack, Hec Lalande, Billy Dea, Kenny Wharram, Brian MacDonald, Ray McKay, Darryl Maggs, Dave Kryskow, Alain Daigle, Peter Marsh, Wayne Presley, Dan Vincelelte, Rod Buskas, Joe Murphy, Sergei Klimovich, Basil McCrae, Kevin Miller, Petri Varis, J.P. Dumont, Wendel Clark, Michal Gosek, Reto Von Ar, Mike Peluso, Chris Simon, Stephane Robidas, Michael Holmqvist, Kevin Adams, Ryan Johnson, Brendan Johnson, Sheldon Brookbank, Jimmy Hayes, Lance Bouma, Dylan Strome, Jason Dickinson, **Nick Foligno**

TRADITION
RECORDS
PLAYOFFS
HISTORY
PLAYERS

ALL-TIME NUMERICAL ROSTER

- 18** Victor Desjardins, Art Coulter, Pete Palangio, Bob Gracie, Bert Connelly, Vic Heyliger, Hank Blade, Edward Leier, Pat Lundy, Ray Powell, Jim McFadden, Jim McBurney, Paul Masnick, Norm Corcoran, Ken Modsell, Howie Glover, Phil Maloney, Wayne Hillman, Chico Maki, Len Lunde, John McKenzie, Fred Stanfield, Billy Dea, Paul Terbenche, Andre Boudrias, Gerry Pinder, Andre Lacroix, Moe L'Abbe, Brian Ogilvie, Darcy Rota, Greg Fox, **Denis Savard**
- 19** Elwyn "Doc" Romnes, Joffe Desilets, Reg Bentley, John Jackson, Hank Blade, John Chad, Bert Olmstead, Bud Poile, Pete Conacher, Steve Hrymzak, Jack Price, Rags Raglan, Lou Jankowski, Hec Lalande, Jerry Toppazzini, Frank Martin, Eddie Mazur, Doug Barkley, Dollard St. Laurent, Al MacNeil, Wally Boyer, Bobby Schmautz, Doug Shelton, Howie Menard, Gene Ubrico, Dan Maloney, Len Frig, Dale Tallon, Harold Philipoff, Ron Sedlbauer, Troy Murray, Florent Robidoux, Karl Dykhuis, Dean McAmmond, Randy Cunneyworth, Brent Grieve, Danton Cole, Ethan Moreau, Ryan VandenBussche, Kyle Calder, Denis Arkipov, Jonathan Toews
- 20** Red Mitchell, Art Michaluk, Lee Fogolin, Max Quackenbush, Sid Abel, Murray Costello, Dick Gamble, Frank Martin, Hank Ciesla, Bob Bailey, Bill Dineen, Earl Balfour, Murray Hall, Wayne Hillman, Merv Kuryluk, Doug Jarrett, Cliff Koroll, Al Secord, Jim Playfair, Dan Vinchelette, Mike Hudson, Darin Kimble, Gary Suter, Mark Janssens, Tom Fitzgerald, Casey Hankinson, Mike Eastwood, Eric Nickulas, Ville Nieminen, Brandon Bochenski, Andy Hilbert, Robert Lang, Jack Skille, Sam Lepisto, Brandon Saad, Brett Connolly, Rem Pitlick
- 21** Cully Dahlstrom, Jim Bedard, Kenny Wharram, Fred Sasakamoose, Red Sullivan, Pierre Pilote, John McKenzie, Ron Ingram, **Stan Mikita**
- 22** Al Dewsbury, Pierre Pilote, Moose Vasko, John Miszuk, J.P. LeBlanc, Jim Wiste, Jerry Korab, Grant Mulvey, Florent Robidoux, Tom McMurchy, Gary Nylund, Adam Creighton, Rob Brown, Christian Ruutu, Steven Dubinsky, Ulf Dahlen, Greg Johnson, Dave Manson, Craig Mills, Kyle Calder, Igor Korablev, Martin Lapointe, Troy Brouwer, Jamal Mayers, Marcus Kruger, Jordan Tootoo, Brandon Davidson, Ryan Carpenter, Nikita Zaitsev
- 23** Paul Shmyr, Christian Borgeleau, J.P. Borgeleau, Doug Crossman, Behn Wilson, Warren Rychel, Wayne Van Dorp, Stu Grimson, Neil Wilkinson, Daniel Gauthier, Mike Prokopec, Jean-Yves Leroux, Joe Reekie, Ryan VandenBussche, Jim Vandermeer, Aaron Johnson, Jeff Taffe, Kris Versteeg, Brandon Manning, **Philipp Kurashov**
- 24** Rick Foley, Walt Ledingham, Rob Palmer, Duane Wyllie, Ian McKegney, Greg Vaydik, Doug Wilson, Bob Probert, Martin Havlat, Nick Boyton, Philip Danault, Spencer Abbott, Dominik Kahun, Pius Suter, Sam Lafferty, Anders Bjork, Jaycob Megna
- 25** J.P. Borgeleau, Dan Hinton, Bob Kelly, Keith Brown, Florent Robidoux, Brian Young, Jerome Dupont, James Camazzola, Bob McGill, Rob Buskas, Dave Christian, Sergei Krivokrasov, Daniel Cleary, Kyle Calder, Alexander Karpovtsev, Cam Barker, Victor Stalberg, Matt Carey, Dale Weise, Jarred Tinordi
- 26** Gary Donaldson, Bob Hoffmeyer, Miles Zaharko, Rick Paterson, Tim Trimmer, David Mackey, Jocelyn Lemieux, Mike Peluso, Roger Johansson, Alexei Zhamnov, Todd White, Steve Sullivan, Milan Bartovic, Michal Handzus, Troy Brouwer, Samuel Pahlsson, Jeremy Morin, Kyle Cumiskey, Austin Wagner
- 27** Bobby Sheehan, Michel Archambault, Jeff McDill, Jean Savard, Rick Paterson, Darryl Sutter, Miles Zaharko, Rick Vaive, Jeremy Roenick, Ty Jones, Todd Simpson, Craig MacDonald, Andrei Zyuzin, Pascal Pelletier, Jeremy Morin, Johnny Oduya, Andreas Martinsen, Adam Boqvist, **Lukas Reichel**
- 28** Larry Romanchych, Doug Hicks, Kirk Bowman, Tim Trimmer, Doug Crossman, Mikes Zaharko, Steve Larmer, Mark Bell, Mike Blunden, Craig Adams, Martin Lapointe, Jake Dowell, Ben Smith, Ryan Garbutt, Henri Jokiharju, Vinnie Hinostroza, Andreas Englund
- 29** Ted Bulley, Steve Ludzik, Greg Millen, Jimmy Waite, Steve Dubinsky, Darin Kimble, Andrei Trefilov, Steve Passmore, Valeri Zelepukin, Shawn Thornton, Troy Brouwer, Jason Williams, Andreas Martinsen, Bryan Bickell, Madison Bowey, Marc-Andre Fleury, Kurtis Gabriel
- 30** Denis DeJordy, Dave Dryden, Jack Norris, Gerry Desjardins, Ken Brown, Gilles Meloche, Michel Dumas, Eddie Johnston, Murray Bannerman, Alain Chevrier, Jimmy Waite, Ed Bellour, Mark Fitzpatrick, Michel Larocque, Michael Leighton, Adam Munro, Sebastian Caron, Marty Turco, Ray Emery, Jeff Glass, Cam Ward, Malcolm Subban, Jaxson Stauber
- 31** Steve Larmer, Ken Solheim, Steve Ludzik, Dan Frawley, Bob Janecyk, Bob Sauve, Bob Mason, Ed Bellour, Jacques Cloutier, Dominik Hasek, Jeff Hackett, Marc Lamothe, Craig Anderson, Brian Boucher, Antti Niemi, Antti Raanta, Anton Forsberg, Anton Khudobin
- 32** Don Dietrich, Dan Frawley, Randy Boyd, Bruce Boudreau, Bruce Cassidy, Darin Seviour, Dan Vinchelette, Steve Thomas, Stephane Matteau, Robert Dirk, Steve Dubinsky, Murray Craven, Daniel Cleary, Radim Bicanek, Alain Nasreddine, Ryan VandenBussche, Robbie Tallas, Pavel Vorobiey, Jonas Nordqvist, Kris Versteeg, John Scott, Michal Rozsival, Kevin Lankinen, Alex Stalock
- 33** Darrel Anholt, Tom McMurchy, Dirk Graham, Kent Paynter, Reid Simpson, Jamie Allison, Louie DeBrusk, Shawn Thornton, Adrian Aucoin, Dustin Byflugien, Carter Hutton, Scott Darling
- 34** Tony Poeta, Bill Gardner, Bruce Cassidy, Perry Pelensky, Chris Clifford, Darren Pang, Victor Posa, Mike Rucinski, Dominik Hasek, Tony Horacek, Ryan VandenBussche, Alex McAmmond, Blair Atcheynum, Jason Strudwick, Jim Dowd, Nikita Alekseev, Reed Low, Petri Kontiola, Dylan Olsen, Tim Erixon, Jiri Sekac, Jean-Francois Berube, Kevin Lankinen, Carl Soderberg, Kurtis Gabriel, **Petr Mrazek**
- 35** **Tony Esposito**
- 36** Mike Rucinski, Jimmy Waite, Alexei Zhamnov, Chris Herperger, Mikhail Yakubov, Matthew Barnaby, Dave Bolland, Matthew Highmore, Josiah Slayton
- 37** Bruce Cassidy, Jean-Yves Leroux, Bryan Muir, Michael Nylander, Steve Passmore, Curtis Brown, Adam Burish, Brandon Pirri, **David Gust**
- 38** Kent Paynter, James Black, Jamie Allison, Nolan Baumgartner, Jason Morgan, Bryan Bickell, Cristobal Huet, Ryan Hartman, Brandon Hagel, **Ethan Del Mastro**
- 39** Jim Playfair, Enrico Ciccone, Craig Mills, Chris McAlpine, Tyler Arnason, Nikolai Khabibulin, Cristobal Huet, Jimmy Hayes, Kyle Baun, Dennis Gilbert, Luke Pilip
- 40** Warren Skorodenski, Darren Pang, Ethan Moreau, Chris Terrieri, Casey Hankinson, Matt Underhill, Patrick Lalime, Kent Simpson, John Hayden, Robin Lehner, **Arvid Soderblom**
- 41** Mike McNeill, Jocelyn Thibault, Niklas Hjalmarsson, Mark McNeill, **Isaak Phillips**
- 42** Warren Rychel, Rob Conn, Jeff Jackson, Rick Lanz, Ryan McGill, Steve Bancroft, Steve Dubinsky, Steve Poaspi, Jon Klemm, Michal Barinka, Jordan Hendry, Shawn Lalonde, Joakim Nordstrom, Gustav Forsling
- 43** Mike Hudson, Milan Tichy, Nathan Dempsey, James Wisniewski, Brandon Saad, Viktor Svedberg, Alex Vlasic, Colin Blackwell
- 44** Rik Wilson, Jari Torkki, Mike Peluso, Rob Brown, Patrick Poulin, Christian Laflamme, Dennis Bonvie, Josef Marha, Bryan McCabe, Aaron Downey, Burke Henry, Danny Richmond, Kimmo Timonen, Kias Dahlbeck, Jan Ruttta, Calvin de Haan, **Wyatt Kaiser**
- 45** Karl Dykhuis, Bryan Muir, Vladimir Chebaturkin, Quintin Laing, Adam Berti
- 46** Shawn Byram, Tuomas Gronman, Dmitri Nabokov, Dennis Bonvie, Todd Gill, Colin Fraser, Lucas Carlsson, **Louis Crevier**
- 47** Adam Bennett, Lasse Kukkonen, Martin St. Pierre, Evan Brophrey, Michael Paliotta, Rob Scuderi, John Quenneville, Lucas Carlsson

TRADITION

RECORDS

PLAYOFFS

HISTORY

PLAYERS

ALL-TIME NUMERICAL ROSTER

- 48** Mark Cullen, David Koci, Vinnie Hinostroza, Wyatt Kalynuk, **Filip Roos**
- 49** Jimmy Waite, Aaron Downey, Shawn Thornton, Michael Leighton, Carl Corazzini, Jake Dowell
- 50** Chris Clifford, Ray LeBlanc, Christian Soucy, Igor Radulov, Corey Crawford
- 51** Jeremy Roenick, Jeff Hamilton, Brian Campbell, Brad Mills, Ian Mitchell
- 52** Cam Russell, Alexander Karpovtsev, Dustin Byfuglien, Radek Smolenak, Brandon Bollig, Erik Gustafsson, Reese Johnson
- 53** Sean Williams, Brett McLean, Nikolai Khabibulin, Brandon Mashinter, Reese Johnson, Buddy Robinson
- 54** Dave Chyzowski, Brian Felsner, Anton Lindholm
- 55** Sergei Krivokrasov, Eric Daze, Ben Eager, Ryan Stanton, Christian Ehrhoff, Blake Hillman, Nick Seeler, **Kevin Korchinski**
- 56** Alexander Andrievski, Ryan Huska, Johnathan Aitken, Mike Brown, Tim Brent, Marko Dano, Erik Gustafsson
- 57** Karl Stewart, Ben Smith, Trevor van Riemsdyk, Tommy Wingels, Anton Wedin
- 58** Ivan Droppa, P.A. Parenteau, Mackenzie Entwistle
- 59** Sergei Krivokrasov, Travis Moen, Rob Klinkhammer
- 60** Jimmy Waite, Collin Delia
- 61** Riley Stillman
- 62** Luke Johnson, **Brett Seney**
- 63** Carl Dahlstrom
- 64** Tyler Motte, David Kampf
- 65** Andrew Shaw
- 67** Michael Frolik, Tanner Kero, Jacob Nilsson
- 68** Stephen Tepper, Slater Koekkoek
- 70** Dennis Rasmussen, **Cole Guttman**
- 71** Philipp Kurashev, Lucas Wallmark, **Taylor Hall**
- 72** John Tonelli, Artemi Panarin, **Alex Vlasic**
- 73** Brandon Pirri
- 74** Nicolas Beaudin
- 75** Alec Regula
- 76** Jakub Galvas
- 77** Paul Coffey, Kirby Dach
- 79** Kurtis Gabriel
- 80** Antoine Vermette
- 81** **Marian Hossa**
- 82** Tomas Kopecky, Jordan Oesterle, Caleb Jones
- 84** Alexandre Fortin, **Landon Slaggert**
- 85** Rostislav Olesz
- 86** Teuvo Teravainen, Mike Hardman
- 88** Patrick Kane
- 89** **Andreas Athanasiou**
- 90** Scott Foster, Tyler Johnson
- 91** Brad Richards, Anthony Duclair, Drake Cagggiula, Anthony Beauvillier, **Frank Nazar**
- 92** Bernie Nicholls, Michael Nylander, Alexander Nylander
- 93** Doug Gilmour
- 94** Sergei Berezin, Yanic Perreault, Alec Regula, Corey Perry
- 95** Dylan Sikura
- 98** **Connor Bedard**

Retired Number
Active Blackhawks Player

TRADITION

RECORDS

PLAYOFFS

HISTORY

PLAYERS

FATHER-SON TO PLAY FOR THE BLACKHAWKS

NAME	YEARS	GP	G	A	PTS
HENRY "HANK" BASSEN	1954-56	33	-	-	-
BOB BASSEN	1988-90	55	5	13	18
DAVE CREIGHTON	1954-55	49	7	7	14
ADAM CREIGHTON	1988-92, 96-97	225	78	87	165
MICHAEL NYLANDER	1999-03	239	63	117	180
ALEX NYLANDER	2019-20	65	10	16	26
PAT STAPLETON	1965-73	545	41	286	327
MIKE STAPLETON	1986-89, 90-92	125	9	25	30

TRADITION

RECORDS

PLAYOFFS

HISTORY

PLAYERS

MOST RECENT TRADE WITH EACH NHL CLUB

ANAHEIM DUCKS

MAR. 2, 2023:

Chicago Acquires: Maxim Golod

Anaheim Acquires: Dylan Sikura

ARIZONA COYOTES

FEB. 28, 2023:

Three-Team Trade (NYR)

Chicago Acquires: Vili Saarijarvi

Arizona Acquires: Patrick Kane (\$5, 250, 000 retained - 50%)

*Kane was then traded to NYR as part of the three-team trade

BOSTON BRUINS

JUN. 26, 2023:

Chicago Acquires: Taylor Hall, signing rights to Nick Foligno

Boston Acquires: Ian Mitchell, Alec Regula

BUFFALO SABRES

MAR. 2, 2023:

Chicago Acquires: Anders Bjork

Buffalo Acquires: Future Considerations

CALGARY FLAMES

MAR. 21, 2022:

Chicago Acquires: 2024 5th Round Pick (CGY)

Calgary Acquires: Ryan Carpenter

CAROLINA HURRICANES

JUN. 29, 2024:

Chicago Acquires: 2024 4th Round Pick (CAR - #92 - Jack Pridham)

Carolina Acquires: 2025 3th Round Pick (CHI)

COLORADO AVALANCHE

FEB. 26, 2023:

Chicago Acquires: Andreas Englund

Colorado Acquires: Jack Johnson

COLUMBUS BLUE JACKETS

JUL. 23, 2021:

Chicago Acquires: Seth Jones, 2021 1st Round Pick (TBL - #32 - Nolan Allen), 2022 6th Round Pick (CBJ - #173 - Dominic James)

Columbus Acquires: Adam Boqvist, 2021 1st Round Pick (CHI - #12 - Cole Sillinger), 2021 2nd Round Pick (CHI - #44 - Aleksii Heimosalmi),

2022 1st Round Pick (CHI - #6 - David Jiricek)

DALLAS STARS

MAR. 2, 2023:

Chicago Acquires: Anton Khudobin, 2025 2nd Round Pick (DAL)

Dallas Acquires: Max Domi, Dylan Wells

DETROIT RED WINGS

OCT. 28, 2019:

Chicago Acquires: Alec Regula

Detroit Acquires: Brendan Perlini

TRADITION

RECORDS

PLAYOFFS

HISTORY

PLAYERS

MOST RECENT TRADE WITH EACH NHL CLUB

EDMONTON OILERS

JUL. 12, 2021:

Chicago Acquires: Caleb Jones, 2022 3rd Round Pick (EDM - #94 - Jeremy Langlois)

Edmonton Acquires: Duncan Keith, Tim Soderlund

FLORIDA PANTHERS

APR. 8, 2021:

Chicago Acquires: Brett Connolly, Henrik Borgstrom, 2021 7th Round Pick (FLA - #216 - Jalen Luypen)

Florida Acquires: Lucas Wallmark, Lucas Carlsson

LOS ANGELES KINGS

MAR. 3, 2023:

Chicago Acquires: Austin Wagner

Los Angeles Acquires: Future Considerations

MINNESOTA WILD

MAR. 21, 2022:

Chicago Acquires: 2022 2nd Round Pick (MIN - #57 - Ryan Greene)

Minnesota Acquires: Marc-Andre Fleury (\$3,500,000 retained - 50%)

MONTREAL CANADIENS

OCT. 26, 2022:

Chicago Acquires: Cameron Hillis

Montreal Acquires: Nicolas Beaudin

NASHVILLE PREDATORS

MAR. 7, 2024:

Chicago Acquires: 2024 5th Round Pick (NSH - #151)

Nashville Acquires: Anthony Beauvillier

NEW JERSEY DEVILS

JUN. 22, 2019:

Chicago Acquires: John Quenneville

New Jersey Acquires: John Hayden

NEW YORK ISLANDERS

MAY 24, 2024:

Chicago Acquires: 2024 1st Round Pick (NYI - #18, Sacha Boisvert), 2024 2nd Round Pick (NYI - #50 - CHI flipped the pick to CAR)

New York Acquires: 2024 1st Round Pick (TBL - #20, Cole Eiserman), 2024 2nd Round Pick (LAK - #54 - Jesse Pulkkinen),

2024 2nd Round Pick (VAN - #61 - Kamil Bednarik)

NEW YORK RANGERS

FEB. 28, 2023:

Three-Team Trade (ARI)

Chicago Acquires: Andy Welinski, 2023 2nd Round Pick (NYR - #55), 2025 4th Round Pick (NYR)

New York Acquires: Cooper Zech, Patrick Kane (via ARI)

OTTAWA SENATORS

FEB. 22, 2023:

Chicago Acquires: Nikita Zaitsev, 2023 2nd Round Pick (OTT - #44), 2026 4th Round Pick (OTT)

Ottawa Acquires: Future Considerations

PHILADELPHIA FLYERS

JUN. 29, 2023:

Chicago Acquires: 2023 6th Round Pick (PHI - #167 - Milton Oscarson), 2024 2nd Round Pick (LAK - #54)

Philadelphia Acquires: 2023 2nd Round Pick (TBL - #51 - Carson Bjarnason)

TRADITION

RECORDS

PLAYOFFS

HISTORY

PLAYERS

MOST RECENT TRADE WITH EACH NHL CLUB

PITTSBURGH PENGUINS

JAN. 6, 2024:

Chicago Acquires: Rem Pitlick

Pittsburgh Acquires: 2026 Conditional 7th Round Pick. Pitlick did not play 30 games for Chicago. Blackhawks retain pick.

SAN JOSE SHARKS

APR. 12, 2021:

Three-Team Trade (VGK)

Chicago Acquires: *From Vegas: 2021 2nd Round Pick (VGK - #62 - Colton Dach), 2022 3rd Round Pick (VGK - #81 - Samuel Savoie)

San Jose Acquires: Mattias Janmark (\$1, 125, 000 retained - 50%)

*San Jose then traded Janmark to VGK for a 2022 5th Round Pick (BUF - #138 - Sergei Ivanov)

SEATTLE KRAKEN

None

ST. LOUIS BLUES

JUN. 25, 2016:

Chicago Acquires: 2017 5th Round Pick (STL - #144 - Parker Foo)

St. Louis Acquires: 2016 5th Round Pick (FLA - #144 - Conner Bleackley)

TAMPA BAY LIGHTNING

JUN. 29, 2023:

Chicago Acquires: Signing rights to Corey Perry

Tampa Bay Acquires: 2024 7th Round Pick (CHI - #195)

TORONTO MAPLE LEAFS

FEB. 27, 2023:

Chicago Acquires: Joey Anderson, Pavel Gogolev, 2025 1st Round Pick (TOR), 2026 2nd Round Pick (TOR)

Toronto Acquires: Jake McCabe, Sam Lafferty, 2024 5th Round Pick (CHI), 2025 5th Round Pick (CHI)

VANCOUVER CANUCKS

JUN. 26, 2024:

Chicago Acquires: Rights to UFA Sam Lafferty, Ilya Mikheyev (VAN retains 15%), 2027 2nd Round Pick (VAN)

Vancouver Acquires: 2027 4th Round Pick (CHI)

VEGAS GOLDEN KNIGHTS

JUL. 27, 2021:

Chicago Acquires: Marc-Andre Fleury

Vegas Acquires: Mikael Hakkarainen

WASHINGTON CAPITALS

FEB. 19, 2018:

Chicago Acquires: 2018 3rd Round Pick (TOR - #87 - Linus Karlsson)

Washington Acquires: Michal Kempny

WINNIPEG JETS

FEB. 25, 2016:

Chicago Acquires: Jay Harrison, Andrew Ladd (\$1, 584, 00 retained - 36%), Matt Fraser

Winnipeg Acquires: Marko Dano, 2016 1st Round Pick (CHI - #22 - German Rubtsov)

TRADITION

RECORDS

PLAYOFFS

HISTORY

PLAYERS

BLACKHAWKS OUTDOOR GAME HISTORY

JAN. 1, 2009

Chicago Blackhawks vs. Detroit Red Wings
Wrigley Field, Chicago, IL

Loss, 6-4

Attendance: 40,818

Chicago Goal Scorers: Kris Versteeg, Martin Havlat, Ben Eager, Duncan Keith
Chicago Goaltender: Cristobal Huet, Nikolai Khabibulin

JAN. 31, 2024

Chicago Blackhawks vs. St. Louis Blues
Wrigley Field, Chicago, IL

Result: TBD

Attendance: TBD

Chicago Goal Scorers: TBD
Chicago Goaltender: TBD

MAR. 1, 2014

Chicago Blackhawks vs. Pittsburgh Penguins
Soldier Field, Chicago, IL

Win, 5-1

Attendance: 62,921

Chicago Goal Scorer: Bryan Bickell, Jonathan Toews (2), Patrick Sharp, Kris Versteeg
Chicago Goaltender: Corey Crawford

JAN. 1, 2015

Chicago Blackhawks at Washington Capitals
Nationals Park, Washington, D.C.

Loss, 3-2

Attendance: 42,832

Chicago Goal Scorers: Patrick Sharp, Brandon Saad
Chicago Goaltender: Corey Crawford

FEB. 21, 2016

Chicago Blackhawks at Minnesota Wild
TCF Bank Stadium, Minneapolis, Minn.

Loss, 6-1

Attendance: 50,426

Chicago Goal Scorer: Patrick Kane
Chicago Goaltender: Corey Crawford, Scott Darling

JAN. 2, 2017

Chicago Blackhawks at St. Louis Blues
Busch Stadium, St. Louis, Missouri

Loss, 4-1

Attendance: 45,556

Chicago Goal Scorer: Michal Kempny
Chicago Goaltender: Corey Crawford

JAN. 1, 2019

Chicago Blackhawks vs. Boston Bruins
Notre Dame Stadium, South Bend, Ind.

Loss, 4-2

Attendance: 76,126

Chicago Goal Scorer: Brendan Perlini, Dominik Kahun
Chicago Goaltender: Cam Ward

TRADITION

RECORDS

PLAYOFFS

HISTORY

PLAYERS

BLACKHAWKS ATTENDANCE HISTORY

HIGHEST YEARLY AVERAGE ATTENDANCE

1. 22,734 - 2018-19 CHICAGO BLACKHAWKS
2. 22,623 - 2013-14 CHICAGO BLACKHAWKS
3. 22,247 - 2008-09 CHICAGO BLACKHAWKS
4. 21,860 - 2015-16 CHICAGO BLACKHAWKS
5. 21,776 - 2012-13 CHICAGO BLACKHAWKS
6. 21,769 - 2014-15 CHICAGO BLACKHAWKS
7. 21,752 - 2016-17 CHICAGO BLACKHAWKS
8. 21,654 - 2017-18 CHICAGO BLACKHAWKS
9. 21,534 - 2011-12 CHICAGO BLACKHAWKS
10. 21,423 - 2010-11 CHICAGO BLACKHAWKS

HIGHEST ATTENDED GAMES

1. 76,126 - 2019 WINTER CLASSIC - NOTRE DAME STADIUM - BLACKHAWKS VS. BRIUNS
2. 62,921 - 2014 NHL STADIUM SERIES - SOLDIER FIELD - BLACKHAWKS VS. PENGUINS
3. 50,426 - 2016 NHL STADIUM SERIES - TCF BANK STADIUM - BLACKHAWKS AT WILD
4. 46,556 - 2017 NHL WINTER CLASSIC - BUSCH STADIUM - BLACKHAWKS AT BLUES
5. 42,832 - 2015 NHL WINTER CLASSIC - NATIONALS PARK - BLACKHAWKS AT CAPITALS
6. 40,818 - 2009 NHL WINTER CLASSIC - WRIGLEY FIELD - BLACKHAWKS VS. RED WINGS
7. TBD - 2025 NHL WINTER CLASSIC - WRIGLEY FIELD - BLACKHAWKS VS. BLUES.

HIGHEST ATTENDED GAMES - UNITED CENTER - REGULAR SEASON

1. 22,819 - 2/15/97 - BLACKHAWKS VS. RANGERS - 2-0 WIN
2. 22,712 - 12/26/08 - BLACKHAWKS VS. FLYERS - 5-1 WIN
3. 22,704 - 2/14/09 - BLACKHAWKS VS. STARS - 6-2 WIN
4. 22,690 - 10/25/08 - BLACKHAWKS VS. RED WINGS - 6-5 SO LOSS
5. 22,689 - 2/27/09 - BLACKHAWKS VS. PENGUINS - 5-4 LOSS
6. 22,647 - 4/17/99 - BLACKHAWKS VS. RED WINGS - 3-2 WIN
7. 22,644 - 3/8/97 - BLACKHAWKS VS. COYOTES - 2-0 LOSS
8. 22,640 - 1/27/96 - BLACKHAWKS VS. RED WINGS - 5-5 TIE
9. 22,624 - 1/16/09 - BLACKHAWKS VS. RANGERS - 3-2 OT LOSS
10. 22,609 - 2/22/96 - BLACKHAWKS VS. BLUES - 4-3 OT LOSS

HIGHEST ATTENDED GAMES - UNITED CENTER - PLAYOFFS

1. 22,738 - 6/8/95 - BLACKHAWKS VS. RED WINGS - GAME 4 - 5-2 WIN
2. 22,709 - 6/6/95 - BLACKHAWKS VS. RED WINGS - GAME 3 - 4-3 2OT LOSS
3. 22,687 - 5/11/09 - BLACKHAWKS VS. CANUCKS - GAME 6 - 7-5 WIN
4. 22,682 - 5/7/09 - BLACKHAWKS VS. CANUCKS - GAME 4 - 2-1 OT WIN
5. 22,678 - 5/22/09 - BLACKHAWKS VS. RED WINGS - GAME 3 - 4-3 OT WIN
6. 22,663 - 5/24/09 - BLACKHAWKS VS. RED WINGS - GAME 4 - 6-1 LOSS
7. 22,659 - 5/5/09 - BLACKHAWKS VS. CANUCKS - GAME 3 - 3-1 LOSS
8. 22,563 - 4/25/09 - BLACKHAWKS VS. FLAMES - GAME 5 - 5-1 WIN
9. 22,514 - 4/18/09 - BLACKHAWKS VS. FLAMES - GAME 2 - 3-2 WIN
10. 22,478 - 4/16/09 - BLACKHAWKS VS. FLAMES - GAME 1 - 3-2 OT WIN

TRADITION

RECORDS

PLAYOFFS

HISTORY

PLAYERS



PLAYERS

2024-25



ARTYOM LEVSHUNOV ROUND 1, 2ND OVERALL

ARTYOM LEVSHUNOV - 2ND OVERALL

Recorded 35 points (9G, 26A) in 38 games with Michigan State University (NCAA) during the 2023-24 campaign, helping the Spartans to both Big Ten Regular Season and Tournament Championships. His 26 assists and 35 points each ranked second on the club. Among all NCAA blueliners, he shared ninth in points, which was second among all freshmen defensemen, and shared 10th in goals and 12th in assists. Levshunov also earned Big Ten Defensive Player of the Year and Freshman of the Year honors. Additionally, he was named to the Big Ten First All-Star Team and the ACHA Second All-American Team. The Zhlobin, Belarus native is the highest-selected Belarusian in NHL Draft history.

SACHA BOISVERT - 18TH OVERALL

Posted 68 points (36G, 32A) in 61 regular-season games with the Muskegon Lumberjacks (USHL) during the 2023-24 season. His 36 goals ranked fifth among all USHL skaters, while his 68 points shared 11th among all league skaters. He also appeared in eight postseason games with the Lumberjacks in 2023-24, notching three assists. Additionally, Boisvert was named to the USHL's Third All-Star Team. The Trois-Rivieres, Quebec native is committed to the University of North Dakota for the 2024-25 season.

MAREK VANACKER - 27TH OVERALL

notched career highs in games played (68), goals (36), assists (46) and points (82) with the Brantford Bulldogs (OHL) during the 2023-24 campaign. His 36 goals and 82 points led all team skaters, while his 46 assists ranked second among all Bulldogs skaters. Vanacker also posted seven points (3G, 4A) in six postseason games with Brantford in 2023-24. His seven points shared second among all club skaters. The Delhi, Ontario native helped Team Canada to a gold medal at the 2024 U18 IIHF World Championship, posting one goal in six games.

JOHN MUSTARD - 67TH OVERALL

Suited up in 60 regular-games with the Waterloo Black Hawks (USHL) during the 2023-24 season, notching 56 points (29G, 27A). His 29 goals led all USHL rookies, while his 56 points rank second among all league first years. He led all Waterloo skaters in goals, while ranking second in points among all club skaters. Additionally, Mustard earned USHL Rookie of the Year honors and was named to the USHL All-Rookie Team in 2023-24. He is committed to Providence College for the 2024-25 campaign.

TRADITION

RECORDS

PLAYOFFS

HISTORY

PLAYERS

A.J. SPELLACY ROUND 3, 72ND OVERALL



A.J. SPELLACY - 72ND OVERALL

Set career highs in games played (67), goals (21), assists (17) and points (38) with the Windsor Spitfires (OHL) in 2023-24. His 21 goals ranked fourth among all Windsor skaters, while his 38 points shared fifth on the club. Additionally, Spellacy helped Team USA to a bronze medal at the 2023 Hlinka Gretzky Cup, recording one assist in five games.

JACK PRIDHAM - 92ND OVERALL

Dressed in 54 regular-season games with the West Kelowna Warriors (BCHL) during the 2023-24 season, totaling 49 points (23G, 26A) and earning BCHL All-Rookie Team honors. Pridham also posted 11 points (8G, 3A) in 10 postseason games in 2023-24. His eight goals led all West Kelowna skaters, while his 11 points ranked second among all club skaters. Additionally, Pridham is currently committed to Boston University for his collegiate career.

JOEL SVENSSON - 138TH OVERALL

Appeared in 25 regular-season games with the Vaxjo Lakers HC (J20 Nationell) in 2023-24, posting 33 points (24G, 9A). His 24 goals shared seventh among all league skaters, while his 33 points shared sixth among all Vaxjo skaters. He also dressed in 10 games with Kristianstads IK (HockeyEttan), notching eight points (5G, 3A). Additionally, Svensson tallied one assist in seven games with the Vaxjo Lakers HC (SHL).

TY HENRY - 163RD OVERALL

Dressed in a career-high 54 regular-season games with the Erie Otters (OHL) during the 2023-24 campaign, tallying seven assists. His seven assists and seven points each ranked fifth among all Erie blueliners. Henry also appeared in six postseason games with the Otters in 2023-24.

TRADITION

RECORDS

PLAYOFFS

HISTORY

PLAYERS

ALL-TIME DRAFT SELECTIONS

2024 LAS VEGAS

NAME	RD	PK	POS	AMATEUR TEAM
Artyom Levshunov	1	2	D	Michigan State (Big Ten)
Sacha Boisvert	1	18	C	Muskegon (USHL)
Marek Vanacker	1	27	LW	Branford (OHL)
John Mustard	3	67	C	Waterloo (USHL)
A.J. Spellacy	3	72	RW	Windsor (OHL)
Jack Pridham	3	92	RW	West Kelowna (BCHL)
Joel Svensson	5	138	RW	Langnau (Swiss-Jr)
Ty Henry	6	163	D	Erie (OHL)

2023 NASHVILLE

NAME	RD	PK	POS	AMATEUR TEAM
Connor Bedard	1	1	C	Regina (WHL)
Oliver Moore	1	19	C	USNTDP
Adam Gajan	2	35	G	Chippewa (NAHL)
Roman Kantserov	2	44	RW	Magnitogorsk (RUS-Jr)
Martin Misiak	2	55	C	Youngstown (USHL)
Nick Lardis	3	67	RW	Hamilton (OHL)
Jiri Felcman	3	93	C	Langnau (Swiss-Jr)
Alex Pharrand	4	99	RW	Sudbury (OHL)
Marcel Marcel	5	131	LW	Gatineau (QMJHL)
Milton Oscarson	6	167	C	Orebro (SweHL)
Janne Peltonen	7	195	D	Karpat (Finland Jr)

2022 MONTREAL

NAME	RD	PK	POS	AMATEUR TEAM
Kevin Korchiński	1	7	D	Seattle (WHL)
Frank Nazar	1	13	C	USNTDP
Sam Rinzel	1	25	D	Chaska (H.S.)
Paul Ludwinski	2	39	C	Kingston (OHL)
Ryan Greene	2	57	C	Green Bay (USHL)
Gavin Hayes	3	66	RW	Flint (OHL)
Samuel Savoie	3	81	LW	Gatineau (QMJHL)
Aidan Thompson	3	90	C	Lincoln (USHL)
Dominic James	6	173	C	Minnesota Duluth (NCHC)
Nils Juntorp	6	188	LW	HV71 Jr. (Swe-Jr)
Riku Tohila	7	199	C	JYP (Finland Jr)

2021 VIRTUAL

NAME	RD	PK	POS	AMATEUR TEAM
Nolan Allan	1	32	D	Prince Albert (WHL)
Colton Dach	2	62	C	Saskatoon (WHL)
Taige Harding	3	91	D	Fort McMurray (AJHL)
Ethan Del Mastro	4	105	D	Mississauga (OHL)
Victor Stjernborg	4	108	C	Vaxjo (SweHL)
Ilya Safonov	6	172	C	Kazan Ak-Bars (KHL)
Connor Kelley	7	204	D	Minnesota Duluth (NCHC)
Jalen Luypen	7	216	C	Edmonton (WHL)

2020 VIRTUAL

NAME	RD	PK	POS	AMATEUR TEAM
Lukas Reichel	1	17	LW	Berlin Polar Bears (DEL)
Drew Comisso	2	46	G	USNTDP

Landon Slaggert	3	79	LW	USNTDP
Wyatt Kaiser	3	81	D	Andover (H.S.)
Michael Krutill	4	110	D	Sparta (CZE)
Isaac Phillips	5	141	D	Sudbury (OHL)
Ched Yetman	6	172	RW	Erie (OHL)
Louis Crevier	7	188	D	Chicoutimi (QMJHL)

2019 VANCOUVER

NAME	RD	PK	POS	AMATEUR TEAM
Kirby Dach	1	3	C	Saskatoon (WHL)
Alex Vlasic	2	43	D	USNTDP
Michal Teplý	4	105	LW	Benátky (CZE)
Antti Saarela	4	123	F	Lukko (Liiga)
Dominic Basse	6	167	G	South Kent School (H.S.)
Cole Moberg	7	194	D	Prince George (WHL)

2018 DALLAS

NAME	RD	PK	POS	AMATEUR TEAM
Adam Boqvist	1	8	D	Brynäs IF J20
Nicolas Beaudin	1	27	D	Drummondville
Jake Wise	3	69	C	USNTDP
Niklas Nordgren	3	74	RW	HIFK
Philipp Kurashev	4	120	C	Quebec
Mikael Hakkarainen	5	139	C	Muskegon
Alexis Gravel	6	162	G	Halifax
Josiah Slavin	7	193	LW	Lincoln

2017 CHICAGO

NAME	RD	PK	POS	AMATEUR TEAM
Henri Jokiharju	1	29	D	Portland
Ian Mitchell	2	57	D	Spruce Grove
Andrei Altybarmakyan	3	70	RW	Lvy St. Petersburg
Evan Barratt	3	90	C	USNTDP
Tim Soderlund	4	112	C/LW	Skelleftea
Roope Laavainen	4	119	D	Jokerit U20
Parker Foo	5	144	LW	Brooks
Jakub Galvas	5	150	D	Olomouc
Joshua Ess	7	215	D	Lakeville South

2016 BUFFALO

NAME	RD	PK	POS	AMATEUR TEAM
Alex DeBrincat	2	39	RW	Erie
Chad Kryz	2	45	D	USNTDP
Artur Kayumov	2	50	LW/RW	Russia U18
Wouter Peeters	3	83	G	EC Salzburg 2
Lucas Carlsson	4	110	D	Brynäs IF
Nathan Noel	4	113	C	Saint John
Mathias From	5	143	LW/RW	Rogle Jr.
Blake Hillman	6	173	D	U. of Denver
Jake Ryzcek	7	203	D	Waterloo

2015 SUNRISE, FLA.

NAME	RD	PK	POS	AMATEUR TEAM
Graham Knott	2	54	LW	Niagara
Dennis Gilbert	3	91	D	Chicago
Ryan Shea	4	121	D	Boston College HS

ALL-TIME DRAFT SELECTIONS

Radovan Bondra	5	151	RW	Kosice
Roy Radke	6	164	RW	Barrie
Joni Tuulola	6	181	D	HPK
John Dahlstrom	7	211	RW	Frolunda-Jr.

2014 PHILADELPHIA

NAME	RD	PK	POS	AMATEUR TEAM
Nick Schmaltz	1	20	C	Green Bay
Matheson Iacopelli	3	83	RW	Muskegon
Beau Starrett	3	88	C/LW	South Shore
Fredrik Olofsson	4	98	LW	Chicago/Green Bay
Luc Snuggerud	5	141	D	Eden Prairie HS
Andreas Soderberg	5	148	D	Skelleftea-Jr.
Dylan Sikura	6	178	C	Aurora
Ivan Nalimov	6	179	G	SKA St. Petersburg-2
Jack Ramsey	7	208	RW	Penticton

2013 NEWARK, N.J.

NAME	RD	PK	POS	AMATEUR TEAM
Ryan Hartman	1	30	RW	Plymouth
Carl Dahlstrom	2	51	D	Linkoping-Jr.
John Hayden	3	74	C	U.S. National U18
Robin Norell	4	111	D	Djurgarden-Jr.
Tyler Motte	4	121	C	U.S. National U18
Luke Johnson	5	134	C	Lincoln
Anthony Louis	6	181	C	U.S. National U18
Robin Press	7	211	D	Sodertalje

2012 PITTSBURGH

NAME	RD	PK	POS	AMATEUR TEAM
Teuvo Teravainen	1	18	LW	Jokerit
Dillon Fournier	2	48	D	Rouyn-Noranda
Chris Calnan	3	79	RW	Nobles HS
Garret Ross	5	139	LW	Saginaw
Travis Brown	5	149	D	Moose Jaw
Vincent Hinostroza	6	169	C	Waterloo
Brandon Whitney	7	191	G	Victoriaville
Matt Tomkins	7	199	G	Sherwood Park

2011 MINNEAPOLIS

NAME	RD	PK	POS	AMATEUR TEAM
Mark McNeill	1	18	C	Prince Albert
Phillip Danault	1	26	C	Victoriaville
Adam Clendening	2	36	D	Boston University
Brandon Saad	2	43	LW	Saginaw
Michael Paliotta	3	70	D	U.S. National U18
Klas Dahlbeck	3	79	D	Linkoping
Maxim Shalunov	4	109	RW	Chelyabinsk 2
Andrew Shaw	5	139	C	Owen Sound
Sam Jardine	6	169	D	Camrose
Alexander Broadhurst	7	199	C	Green Bay
Johan Mattsson	7	211	G	Sodertalje-Jr.

2010 LOS ANGELES

NAME	RD	PK	POS	AMATEUR TEAM
Kevin Hayes	1	24	RW	Nobles HS

Ludvig Rensfeldt	2	35	LW	Brynäs-Jr.
Jussi Hietaniemi	2	54	D	Minnetonka
Keaton Simpson	2	58	G	Everett
Stephen Johns	2	60	D	U.S. National U18
Joakim Nordstrom	3	90	C	AIK-Jr.
Rob Flick	4	120	C	Mississauga
Mirko Hoefflin	6	151	C	Mannheim-Jr.
Nick Mattson	6	180	D	Indiana
Mac Carruth	7	191	G	Portland

2009 MONTREAL

NAME	RD	PK	POS	AMATEUR TEAM
Dylan Olsen	1	28	D	Camrose
Brandon Pirri	2	59	C	Georgetown
Daniel DeLisle	3	89	C	Totino Grace HS
Byron Froese	4	119	C	Everett
Marcus Kruger	5	149	C	Djurgarden-Jr.
David Pacan	6	177	C	Cumberland
Paul Phillips	7	195	D	Cedar Rapids
David Gilbert	7	209	C	Quebec

2008 OTTAWA

NAME	RD	PK	POS	AMATEUR TEAM
Kyle Beach	1	11	LW	Everett
Shawn Lalonde	3	68	D	Belleville
Teigan Zahn	5	132	D	Saskatoon
Jonathon Carlsson	6	162	D	Brynäs IF
Ben Smith	6	169	RW	Boston College
Braden Birch	6	179	D	Oakville
Joe Gleason	7	192	D	Edina

2007 COLUMBUS

NAME	RD	PK	POS	AMATEUR TEAM
Patrick Kane	1	1	RW	London
Bill Sweatt	2	38	LW	Colorado College
Akim Aliu	2	56	RW	Sudbury
Maxime Tanguay	3	69	C	Rimouski
Josh Unice	3	86	G	U.S. National U18
Joseph Lavin	5	126	D	U.S. National U18
Richard Greenop	6	156	C	Windsor

2006 VANCOUVER

NAME	RD	PK	POS	AMATEUR TEAM
Jonathan Toews	1	3	C	Univ. of North Dakota
Igor Makarov	2	33	RW	Krylja
Simon Denis-Pepin	2	61	D	Univ. of Maine
Tony Lagerstrom	3	76	C	Sodertalje-Jr.
Ben Shutrone	4	95	D	Kingston
Joseph Palmer	4	96	G	US National U18
Jan-Mikael Juutilainen	6	156	C	Jokerit-Jr.
Chris Auger	6	169	C	Wellington
Peter LeBlanc	7	186	C	Hamilton

2005 OTTAWA

NAME	RD	PK	POS	AMATEUR TEAM
Jack Skille	1	7	RW	US National U18
Michael Blunden	2	43	RW	Erie
Dan Bertram	2	54	RW	Boston College

TRADITION

RECORDS

PLAYOFFS

HISTORY

PLAYERS

ALL-TIME DRAFT SELECTIONS

Evan Brophy	3	68	C	Belleville	Craig Anderson	3	73	G	Guelph
Niklas Hjalmarsson	4	108	D	HV 71-Jr.	Brent MacLellan	4	104	D	Rimouski
Nathan Davis	4	113	C	Miami Univ.	Vladimir Gusev	4	115	D	Khabarovsk
Denis Istomin	4	117	RW	Chelyabinsk	Aleksey Zotkin	4	119	LW	Magnitogorsk
Brennan Turner	5	134	D	Norte Dame-Jr.	Tommi Jaminko	5	142	LW	Blues-Jr.
Joseph Fallon	6	167	G	U. of Vermont	Alexander Golovin	6	174	LW	Omsk-Jr.
Joe Charlebois	6	188	D	Sioux City	Petr Puncochar	6	186	D	Karlovy Vary
David Kucejda	7	202	RW	Budejovice-Jr.	Teemu Jaaskelainen	7	205	D	Ilves-Jr.
Adam Hobson	7	203	C	Spokane	Oleg Minakov	7	216	RW	Elektrostal
					Jeff Miles	9	268	C	Univ. of Vermont

2004 RALEIGH, N.C.

NAME	RD	PK	POS	AMATEUR TEAM
Cam Barker	1	3	D	Medicine Hat
Dave Bolland	2	32	C	London
Bryan Bickell	2	41	LW	Ottawa
Ryan Garlock	2	45	C	Windsor
Jakub Sindel	2	54	C	Sparta
Adam Berti	3	68	LW	Oshawa
Mitch Maunu	4	120	D	Windsor
Karel Hromas	4	123	LW	Sparta-Jr.
Trevor Kell	5	131	RW	London
Jacob Dowell	5	140	C	Univ. of Wisconsin
Scott McCulloch	6	165	LW	Grande Prairie
Petri Kontiola	7	196	C	Tappara
Troy Brouwer	7	214	RW	Moose Jaw
Jared Walker	7	223	C	Red Deer
Eric Hunter	8	229	C	Prince George
Matthew Ford	8	256	RW	Sioux Falls
Marko Anttila	9	260	RW	Lempäälä

2003 NASHVILLE

NAME	RD	PK	POS	AMATEUR TEAM
Brent Seabrook	1	14	D	Lethbridge
Corey Crawford	2	52	G	Moncton
Michal Barinka	2	59	D	Budejovice
Lasse Kukkonen	5	151	D	Karpat
Alexei Ivanov	5	156	C	Yaroslavl-Jr.
Johan Andersson	6	181	C	Troja
Mike Brodeur	7	211	G	Camrose
Dustin Byfuglien	8	245	D	Prince George
Michael Grenzy	9	275	D	Chicago
Chris Porter	9	282	C	Lincoln

2002 TORONTO

NAME	RD	PK	POS	AMATEUR TEAM
Anton Babchuk	1	21	D	Elektrostal
Duncan Keith	2	54	D	Michigan State Univ.
Alexander Kojevnikov	3	93	LW	Krylja-Jr.
Matt Ellison	4	128	RW	Cowichan
James Wisniewski	5	156	D	Plymouth
Kevin Kantele	6	188	D	Jokerit-Jr.
Tyson Kellerman	7	219	G	North Bay
Jason Kostadine	8	251	RW	Hull
Adam Burish	9	282	RW	Green Bay

2001 MIAMI

NAME	RD	PK	POS	AMATEUR TEAM
Tuomo Ruutu	1	9	C	Jokerit
Adam Munro	1	29	G	Erie
Matt Keith	2	59	RW	Spokane

2000 CALGARY

NAME	RD	PK	POS	AMATEUR TEAM
Mikhail Yakubov	1	10	C	Togliatti 2
Pavel Vorobiev	1	11	RW	Yaroslavl 2
Jonas Nordqvist	2	49	C	Leksand IF-Jr.
Igor Radulov	3	74	LW	Yaroslavl
Scott Balan	4	106	D	Regina
Olli Malmivaara	4	117	D	Jokerit-Jr.
Alexander Barkunov	5	151	D	Yaroslavl 2
Michael Ayers	6	177	G	Dubuque
Joey Martin	6	193	D	Omaha
Cliff Loya	7	207	D	Univ. of Maine
Vladislav Luchkin	7	225	C	Cherepovets 2
Adam Berkhoele	8	240	G	Twin Cities
Peter Flache	9	262	C	Guelph
Reto Von Arx	9	271	LW	Davos
Arne Ramholt	9	291	D	Kloten

1999 BOSTON

NAME	RD	PK	POS	AMATEUR TEAM
Steve McCarthy	1	23	D	Kootenay
Dimitri Levinski	2	46	RW	Cherepovets
Stephan Mokhov	2	63	D	Cherepovets
Michael Jacobsen	5	134	D	Belleville
Michael Leighton	6	165	G	Windsor
Mattias Wennerberg	7	194	C	MoDo-Jr.
Yorick Treille	7	195	RW	Univ. of Lowell
Andrew Carver	8	223	D	Hull

1998 BUFFALO

NAME	RD	PK	POS	AMATEUR TEAM
Mark Bell	1	8	LW	Ottawa
Matthias Trattnig	4	94	LW	Univ. of Maine
Kent Huskins	6	156	D	Clarkson Univ.
Jari Viuhkola	6	158	C	Karpat
Jonathan Pelletier	6	166	G	Drummondville
Tyler Arason	7	183	C	Fargo-Moorehead
Sean Griffin	8	210	D	Kingston
Alexandre Couture	9	238	LW	Sherbrooke
Andrei Yershov	9	240	D	Khimik

1997 PITTSBURGH

NAME	RD	PK	POS	AMATEUR TEAM
Daniel Cleary	1	13	RW	Belleville
Ty Jones	1	16	RW	Spokane
Jeremy Reich	2	39	C	Seattle

TRADITION

RECORDS

PLAYOFFS

HISTORY

PLAYERS

ALL-TIME DRAFT SELECTIONS

Mike Souza	3	67	LW	Univ. of New Hampshire
Ben Simon	5	110	LW	Notre Dame
Peter Gardiner	5	120	RW	R.P.I.
Kyle Calder	5	130	C	Regina
Heath Gordon	6	147	LW	Green Bay
Jerad Smith	7	174	D	Portland
Sergei Shikhanov	8	204	RW	Togliatti Lada
Chris Feil	9	230	D	Ohio State Univ.

1996 ST. LOUIS

NAME	RD	PK	POS	AMATEUR TEAM
Remi Royer	2	31	D	St. Hyacinthe
Jeff Paul	2	42	D	Niagara Falls
Geoff Peters	2	46	C	Niagara Falls
Andy Johnson	5	130	D	Peterborough
Mike Vellinga	7	184	D	Guelph
Chris Twerdun	8	210	D	Moose Jaw
Andrei Kozyrev	9	236	D	Cherepovets

1995 EDMONTON

NAME	RD	PK	POS	AMATEUR TEAM
Dmitri Nabokov	1	19	C	Krylja Sovetov
Christian Lafamme	2	45	D	Beauport
Kevin McKay	3	71	D	Moose Jaw
Chris Van Dyk	4	82	D	Windsor
Pavel Kriz	4	97	D	Tri-City
Marc Magliarditi	6	146	G	Des Moines Jr.
Marty Wilford	6	149	D	Oshawa
Steve Tardif	7	175	C	Drummondville
Casey Hankinson	8	201	LW	Univ. of Minnesota
Mike Pittman	9	227	C	Guelph

1994 HARTFORD, CONN.

NAME	RD	PK	POS	AMATEUR TEAM
Ethan Moreau	1	14	LW	Niagara Falls
Jean-Yves Leroux	2	40	LW	Beauport
Steve McLaren	4	85	LW	North Bay
Marc Dupuis	5	118	D	Belleville
Jim Ensom	6	144	C	North Bay
Tyler Prosofsky	7	170	RW	Tacoma
Mike Josephson	8	196	LW	Kamloops
Lubomir Jandera	9	222	D	Litvinov CHP HC
Lars Weibel	10	248	G	Lugano
Rob Mara	11	263	RW	Belmont Hill HS

1993 QUEBEC CITY, QUEBEC

NAME	RD	PK	POS	AMATEUR TEAM
Eric Lecompte	1	24	LW	Hull
Eric Manlow	2	50	C	Kitchener
Bogdan Savenko	3	54	RW	Niagara Falls

Ryan Huska	3	76	LW	Kamloops
Eric Daze	4	90	LW	Beauport
Patrick Pysz	4	102	C	Augsburg
Jonni Vauhkonen	5	128	LW	Reipas Lahti
Tom White	7	180	C	Westminster HS
Sergei Petrov	8	206	LW	Cloquet HS
Mike Rusk	9	232	D	Guelph
Mike McGhan	10	258	LW	Prince Albert
Tom Noble	11	284	G	Catholic Memorial HS

1992 MONTREAL

NAME	RD	PK	POS	AMATEUR TEAM
Sergei Krivokrasov	1	12	RW	CSKA Moscow
Jeff Shantz	2	36	C	Regina
Sergei Klimovich	2	41	C	Moscow Dynamo
Andy MacIntyre	4	89	LW	Saskatoon
Tim Hogan	5	113	D	Univ. of Michigan
Gerry Skrypec	6	137	D	Ottawa
Mike Prokopec	7	161	RW	Cornwall
Layne Roland	8	185	RW	Portland
David Hymovitz	9	209	LW	Thayer Academy
Richard Raymond	10	233	D	Cornwall

1991 BUFFALO

NAME	RD	PK	POS	AMATEUR TEAM
Dean McAmmond	1	22	C	Prince Albert
Michael Pomnichter	2	39	C	Springfield
Jamie Matthews	2	44	C	Sudbury
Bobby House	3	66	RW	Brandon
Igor Kravchuk	4	71	D	CSKA Moscow
Zac Boyer	4	88	RW	Kamloops
Maco Balkovec	5	110	D	Merritt T-II Jr.
Kevin St. Jacques	6	112	LW	Lethbridge
Jacques Auger	6	132	D	Univ. of Wisconsin
Scott Kirton	7	154	RW	Powell River T-II
Roch Belley	8	176	G	Niagara Falls
Scott MacDonald	9	198	D	Choate HS
Alex Andrievski	10	220	RW	Moscow Dynamo
Mike Larkin	11	242	D	Rice Memorial HS
Scott Dean	12	264	D	Lake Forest HS

1990 VANCOUVER

NAME	RD	PK	POS	AMATEUR TEAM
Karl Dykhuis	1	16	D	Hull
Ivan Droppa	2	37	D	Liptovsky Mikulas
Chris Tucker	4	79	C	Bloomington Jefferson HS
Brett Stickney	6	121	C	St. Paul's HS
Derek Edgerly	6	124	C	Stoneham
Hugo Belanger	8	163	LW	Clarkson Univ.
Owen Lessard	9	184	LW	Owen Sound
Erik Peterson	10	205	C	Brockton HS
Steve Dubinsky	11	226	RW	Clarkson Univ.
Dino Grossi	12	247	RW	Northeastern Univ.

1989 BLOOMINGTON, MINN.

NAME	RD	PK	POS	AMATEUR TEAM
Adam Bennett	1	6	D	Sudbury
Michael Speer	2	27	D	Guelph
Bob Kellogg	3	48	D	Springfield Jr.

TRADITION

RECORDS

PLAYOFFS

HISTORY

PLAYERS

ALL-TIME DRAFT SELECTIONS



EDDIE OLCZYK
1984

TRADITION
RECORDS
PLAYOFFS
HISTORY
PLAYERS

Tommi Pullola	6	111	C	Sport Fin. Div. I
Tracy Egeland	7	132	RW	Prince Albert
Milan Tichy	8	153	D	Pizen Skoda
Jason Greyerbiehl	9	174	LW	Colgate Univ.
Matt Saunders	10	195	LW	Northeastern Univ.
Mike Kozak	11	216	RW	Clarkson Univ.
Michael Doneghey	12	237	G	Catholic Memorial HS

1988 MONTREAL

NAME	RD	PK	POS	AMATEUR TEAM
Jeremy Roenick	1	8	C	Thayer Academy
Trevor Dam	3	50	RW	London
Stefan Elvenas	4	71	RW	Rogle (Sweden)
Joe Cleary	5	92	D	Stratford Jr.
Justin Lafayette	6	113	LW	Ferris State
Craig Woodcroft	7	134	LW	Colgate Univ.
Jon Pojar	8	155	LW	Roseville HS
Mathew Hentges	9	176	D	Edina HS
Daniel Maurice	10	197	C	Chicoutimi
Dirk Tenzer	11	218	D	St. Paul's HS
Andreas Lupzig	12	239	C	Landshut (Germany)

1987 DETROIT

NAME	RD	PK	POS	AMATEUR TEAM
Jimmy Waite	1	8	G	Chicoutimi
Ryan McGill	2	29	D	Swift Current
Cam Russell	3	50	D	Hull

Mike Dagenais	3	60	D	Peterborough
Ulf Sandstrom	5	92	RW	MoDo (Sweden)
Mike McCormick	6	113	R	Richmond T-II
Stephen Tepper	7	134	RW	Westboro HS
John Reilly	8	155	LW	Phillips Academy
Lance Werness	9	176	RW	Burnsville HS
Dale Marquette	10	197	LW	Brandon
Bill Lacouture	11	218	RW	Natick HS
Mike Lappin	12	239	C	Norwood Prep

1986 MONTREAL

NAME	RD	PK	POS	AMATEUR TEAM
Everett Sanipass	1	14	LW	Verdun Jr.
Mark Kurzwaski	2	35	D	Windsor
Frantisek Kurcera	4	77	D	Sparta Praha
Lonnie Loach	5	98	LW	Guelph
Mario Doyon	6	119	D	Drummondville
Mike Hudson	7	140	C	Sudbury
Marty Nanne	8	161	RW	Univ. of Minnesota
Geoff Benic	9	182	LW	Windsor
Glen Lowes	10	203	LW	Toronto
Chris Thayer	11	224	C	Kent HS
Sean Williams	12	245	RW	Oshawa

1985 TORONTO

NAME	RD	PK	POS	AMATEUR TEAM
Dave Manson	1	11	D	Prince Albert
Andy Helmuth	3	53	G	Ottawa
Dan Vincelette	4	74	LW	Drummondville
Rick Herbert	5	87	D	Portland
Brad Belland	5	95	C	Sudbury
Jonas Heed	6	116	D	Sodertalje SK
Victor Posa	7	137	LW	Univ. of Wisconsin
John Reid	8	158	G	Belleville
Richard LaPlante	9	179	C	Univ. of Vermont
Brad Hamilton	10	200	D	Aurora
Ian Pound	11	221	D	Kitchener
Rick Braccia	12	242	F	Avon Old Farms HS

1984 MONTREAL

NAME	RD	PK	POS	AMATEUR TEAM
Eddie Olczyk	1	3	RW	US National
Trent Yawney	3	45	D	Saskatoon
Tom Eriksson	4	66	LW	MoDo
Timo Lehkonen	5	90	G	Jokerit
Darin Sceviour	5	101	RW	Lethbridge
Chris Clifford	6	111	G	Kingston
Mike Stapleton	7	132	C	Cornwall
Glenn Greenough	8	153	RW	Sudbury
Ralph DiFiore	9	174	D	Shawinigan
Joakim Persson	10	194	LW	Brynas IF
Bill Brown	11	215	C	St. Paul HS
David Mackey	11	224	LW	Victoria
Dan Williams	12	235	D	Chicago Jets

1983 MONTREAL

NAME	RD	PK	POS	AMATEUR TEAM
Bruce Cassidy	1	18	D	Ottawa

ALL-TIME DRAFT SELECTIONS

Wayne Presley	2	39	RW	Kitchener
Marc Bergevin	3	59	D	Thunder Bay
Tarek Howard	4	79	D	Oshawa
Kevin Robinson	5	99	LW	Toronto
Jari Torkki	6	115	RW	Lukko
Mark LaVarre	6	119	RW	Stratford Jr.
Scot Birnie	7	139	RW	Cornwall
Kent Paynter	8	159	D	Kitchener
Brian Noonan	9	179	RW	Archbishop William HS
Dominik Hasek	10	199	G	Pardubice HC
Steve Pepin	11	219	C	St. Jean

1982 MONTREAL

NAME	RD	PK	POS	AMATEUR TEAM
Ken Yaremchuk	1	7	C	Portland
Rene Badeau	2	28	D	Quebec
Tom McMurphy	3	49	RW	Brandon
Bill Watson	4	70	RW	Prince Albert
Brad Beck	5	91	D	Penticton
Mark Hatcher	6	112	D	Niagara Falls
Jay Ness	7	133	C	Roseau HS
Jeff Smith	8	154	LW	London
Phil Patterson	9	175	RW	Ottawa
Jim Camazzola	10	196	LW	Penticton
Mike James	11	217	D	Ottawa
Bob Andrea	12	238	D	Dartmouth T-II

1981 MONTREAL

NAME	RD	PK	POS	AMATEUR TEAM
Tony Tanti	1	12	RW	Oshawa
Kevin Griffin	2	25	LW	Portland
Darrel Anholt	3	54	D	Calgary
Perry Pelensky	4	75	RW	Portland
Doug Chessell	5	96	G	London
Bill Schaffhauser	6	117	D	Northern Michigan Univ.
Marc Centrone	7	138	C	Lethbridge
Johan Mellstrom	8	159	RW	Fallun
John Bennis	9	180	LW	Billings
Sylvain Roy	10	201	D	Hull

1980 MONTREAL

NAME	RD	PK	POS	AMATEUR TEAM
Denis Savard	1	3	C	Montreal Jr.
Jerome Dupont	1	15	D	Toronto
Steve Ludzik	2	28	C	Niagara Falls
Ken Solheim	2	30	LW	Medicine Hat
Len Dawes	2	36	D	Victoria
Troy Murray	3	57	C	St. Albert
Marcel Frere	3	58	LW	Billings
Carey Wilson	4	67	C	Dartmouth
Brian Shaw	4	78	RW	Portland
Kevin Ginnell	5	99	C	Medicine Hat
Steve Larmer	6	120	RW	Niagara Falls
Sean Simpson	7	141	C	Ottawa
Jim Ralph	8	162	G	Ottawa
Don Dietrich	9	183	D	Brandon
Dan Frawley	10	204	RW	Sudbury

1979 MONTREAL

NAME	RD	PK	POS	AMATEUR TEAM
Keith Brown	1	7	D	Portland
Timothy Trimper	2	28	LW	Peterborough
Bill Gardner	3	49	C	Peterborough
Louis Begin	4	70	LW	Sherbrooke
Lowell Loveday	5	91	D	Kingston
Doug Crossman	6	112	D	Ottawa

1978 MONTREAL

NAME	RD	PK	POS	AMATEUR TEAM
Tim Higgins	1	10	RW	Ottawa
Doug Lecuyer	2	29	LW	Portland
Rick Paterson	3	46	C	Cornwall
Brian Young	4	63	D	New Westminster
Mark Murphy	5	79	LW	Toronto
Dave Feamster	6	96	D	Colorado
Dave Mancuso	7	113	D	Windsor
Sandy Ross	8	130	D	Colgate Univ.
Mark Locken	9	147	G	Niagara Falls
Glen Van	10	164	D	Colorado
Darryl Sutter	11	179	C	Lethbridge

1977 MONTREAL

NAME	RD	PK	POS	AMATEUR TEAM
Doug Wilson	1	6	D	Ottawa
Jean Savard	2	19	C	Quebec
Randy Ireland	4	60	G	Portland
Gary Platt	5	78	D	Sorel
Jack O'Callahan	6	96	D	Boston Univ.
Floyd Lahaiche	7	114	D	Sherbrooke
Jeff Geiger	8	129	D	Ottawa
Stephen Ough	9	144	D	Laval

1976 MONTREAL

NAME	RD	PK	POS	AMATEUR TEAM
Real Cloutier	1	9	RW	Quebec
Jeff McDill	2	27	RW	Victoria
Tomas Gradin	3	45	C	MoDo
Dave DeBol	4	63	C	Univ. of Michigan
Terry McDonald	5	81	D	Edmonton
John Peterson	6	99	G	Notre Dame
John Rothstein	7	115	RW	Univ. of Minnesota

1975 MONTREAL

NAME	RD	PK	POS	AMATEUR TEAM
Greg Vaydik	1	7	C	Medicine Hat
Daniel Arndt	2	25	LW	Saskatoon
Mike O'Connell	3	43	D	Kingston
Pierre-Yves Giroux	4	61	C	Hull
Bob Hoffmeyer	5	79	D	Saskatoon
Tom Ulseth	6	97	RW	Univ. of Wisconsin
Ted Bulley	7	115	LW	Hull
Paul Jensen	8	133	D	Michigan Tech

TRADITION

RECORDS

PLAYOFFS

HISTORY

PLAYERS

ALL-TIME DRAFT SELECTIONS

1974 MONTREAL

NAME	RD	PK	POS	AMATEUR TEAM
Grant Mulvey	1	16	RW	Calgary
Alain Daigle	2	34	RW	Trois Rivieres
Bob Murray	3	52	D	Cornwall
Terry Ruskowski	4	70	C	Swift Current
Dave Logan	5	88	D	Laval
Bob Volpe	6	106	G	Sudbury
Ed Mio	7	124	G	Colorado
Mike St. Cyr	8	141	D	Kitchener
Stephen Colp	9	158	C	Michigan State Univ.
Rick Fraser	10	173	D	Oshawa
Jean Bernier	11	188	D	Shawinigan Falls
Dwane Byers	12	200	RW	Sherbrooke
Glen Ing	13	210	RW	Victoria

1973 MONTREAL

NAME	RD	PK	POS	AMATEUR TEAM
Darcy Rota	1	13	LW	Edmonton
Reg Thomas	2	29	C	London
Randy Holt	3	45	D	Sudbury
Dave Elliott	4	61	C	Winnipeg
Dan Hinton	5	77	LW	Sault Ste. Marie
Gary Doerksen	6	93	LW	Winnipeg
Wayne Dye	7	109	LW	New Westminster
Jim Koleff	8	125	C	Hamilton
Jack Johnson	9	140	D	Univ. of Wisconsin
Steve Alley	9	141	LW	Univ. of Wisconsin
Rick Clubbe	10	156	C	Univ. of North Dakota
Gene Strate	11	165	D	Edmonton

1972 MONTREAL

NAME	RD	PK	POS	AMATEUR TEAM
Philip Russell	1	13	D	Edmonton
Brian Ogilvie	2	29	C	Edmonton
Michael Veisor	3	45	G	Peterborough
Tom Peluso	4	61	RW	Univ. of Denver
Rejean Giroux	5	77	RW	Quebec
Rob Palmer	6	93	C	Univ. of Denver
Terry Smith	7	109	RW	Edmonton
Billy Reay	8	125	F	Univ. of Wisconsin
Gary Donaldson	9	141	RW	Victoria

1971 MONTREAL

NAME	RD	PK	POS	AMATEUR TEAM
Dan Spring	1	12	F	Edmonton
Dave Kryskow	2	26	LW	Edmonton
Bob Peppler	3	40	F	St. Catharines
Clyde Simon	4	54	F	St. Catharines
Dean Blais	5	68	C	Univ. of Minnesota
Jim Johnston	6	82	C	Univ. of Wisconsin

1970 MONTREAL

NAME	RD	PK	POS	AMATEUR TEAM
------	----	----	-----	--------------

Daniel Maloney	1	14	LW	London
Michel Archambault	2	28	LW	Drummondville
Leonard Frig	3	42	D	Calgary
Walter Ledingham	4	56	LW	Univ. of Minn.-Duluth
Gilles Meloche	5	70	G	Verdun

1969 MONTREAL

NAME	RD	PK	POS	AMATEUR TEAM
Jean-Pierre Bordeleau	1	13	RW	Montreal
Larry Romanchych	2	24	RW	Flin Flon
Milt Black	3	36	C	Winnipeg
Darryl Maggs	4	48	D	Calgary
Mike Baumgartner	5	60	D	Univ. of North Dakota
Dave Hudson	6	71	C	Univ. of North Dakota

1968 MONTREAL

NAME	RD	PK	POS	AMATEUR TEAM
John Marks	1	9	RW	Univ. of North Dakota

1967 MONTREAL

NAME	RD	PK	POS	AMATEUR TEAM
Bob Tombari	1	7	LW	Sault Ste. Marie

1966 MONTREAL

NAME	RD	PK	POS	AMATEUR TEAM
Terry Caffery	1	3	C	Toronto
Ron Dussiaume	2	9	LW	Oshawa
Larry Gibbons	3	15	D	Markham
Brian Morenz	4	21	C	Oshawa

1965 MONTREAL

NAME	RD	PK	POS	AMATEUR TEAM
Andy Culligan	1	2	F	St. Michael's
Brian McKenney	2	7	RW	Smith Falls

1964 MONTREAL

NAME	RD	PK	POS	AMATEUR TEAM
Richie Bayes	1	4	C	Dixie
Jan Popiel	2	10	LW	Georgetown
Carl Hadfield	3	16	RW	Dixie
Moe L'Abbe	4	22	RW	Rosemount

1963 MONTREAL

NAME	RD	PK	POS	AMATEUR TEAM
Art Hampson	1	5	D	Trenton
Wayne Davidson	2	11	D	Georgetown
Bill Carson	3	16	D	Brampton

TRADITION

RECORDS

PLAYOFFS

HISTORY

PLAYERS

FORWARDS

REGULAR SEASON

PLAYOFFS

NO.	NAME	POS	SH	HT	WT	AGE	DOB	BIRTHPLACE	23-24 CLUB	REGULAR SEASON					PLAYOFFS				
										GP	G	A	PTS	PPM	GP	G	A	PTS	PPM
22	ANDERSON, Joey	RW	R	6-0	207	26	6/19/1998	Roseville, Minn.	Chicago (NHL) Rockford (AHL)	55	5	12	17	8	-	-	-	-	-
88	ATHANASSOU, Andreas	C	L	6-2	190	30	8/6/1994	Woodbridge, Ont.	Chicago (NHL)	24	2	7	9	7	-	-	-	-	-
98	BEDARD, Connor	C	R	5-10	185	19	7/17/2005	Vancouver, B.C.	Chicago (NHL)	68	22	39	61	28	-	-	-	-	-
59	BERUZZI, Tyler	LW	L	6-2	200	29	2/24/1995	Sudbury, Ont.	Toronto (NHL)	80	21	22	43	53	7	1	3	4	6
28	DAIG, Collin	C	L	6-4	196	21	1/4/2003	St. Albert, AB	Rockford (AHL)	48	11	16	27	39	4	0	0	0	4
16	DICKINSON, Jason	C	L	6-2	200	29	7/4/1995	Georgetown, Ont.	Chicago (NHL)	82	22	13	35	43	-	-	-	-	-
8	DONATO, Ryan	C	L	6-0	190	28	4/9/1996	Boston, Mass.	Chicago (NHL)	78	12	18	30	26	-	-	-	-	-
75	FELDMAN, Jiri	C	L	6-4	198	19	4/17/2005	Hradec Kralove, CZE	Langnau UZO (UZO-Elit) SCL Tigers (NL) Bellinzona Rockets (SL)	26	8	15	23	12	4	4	3	7	4
17	FOULGNO, Nick	LW	L	6-0	210	36	10/31/1987	Buffalo, N.Y.	Chicago (NHL)	74	17	20	37	57	-	-	-	-	-
70	GUTTMAN, Cole	C	R	5-9	167	25	4/6/1999	Northridge, Calif.	Chicago (NHL)	27	4	4	8	7	-	-	-	-	-
71	HALL, Taylor	LW	L	6-1	210	32	11/14/1991	Calgary, AB	Chicago (NHL)	10	2	2	4	4	-	-	-	-	-
92	HAYES, Gavin	LW	R	6-1	177	20	5/14/2004	Ypsilanti, Mich.	Flint (OHL) Soo (OHL)	27	19	17	36	10	-	-	-	-	-
23	KURASHEV, Philipp	LW	L	6-0	190	24	10/12/1999	Munsingen, CZE	Chicago (NHL)	75	18	36	54	23	-	-	-	-	-
76	LARDIS, Nick	LW	L	5-11	165	19	7/8/2005	Oakville, Ont.	Branford (OHL)	37	29	21	50	12	6	4	4	8	0
90	LUDWINSKI, Paul	C	L	5-11	172	20	4/23/2004	Toronto, Ont.	Rockford (AHL)	1	0	0	0	0	-	-	-	-	-
45	LUPPEN, Jalen	C	L	5-10	155	22	6/28/2002	Kelowna, BC	Rockford (AHL)	60	23	46	69	27	5	2	4	6	0
55	MARCEL, Marcel	LW	L	6-4	242	20	10/31/2003	Pilsen, CZE	Rockford (AHL)	64	4	16	20	37	4	0	0	0	0
77	MAROOK, Pat	LW	L	6-3	234	36	4/23/1988	St. Louis, Mo.	Indy (ECHL)	26	0	5	5	4	-	-	-	-	-
95	MIKHEYEV, Ilya	RW	L	6-2	192	29	10/10/1994	Omsk, RUS	Minnesota (NHL)	49	4	12	16	60	-	-	-	-	-
68	MISIAK, Martin	RW	L	6-2	194	20	9/30/2004	Banska Bystrica, SVK	Boston (NHL)	2	0	0	0	0	13	0	2	2	18
91	NAZAR, Frank	C	R	5-9	175	20	1/14/2004	Detroit, Mich.	Vancouver (NHL)	78	11	20	31	4	11	0	0	0	0
64	PHARAND, Alex	C	R	6-3	198	19	1/5/2005	Chelmsford, Ont.	Erie (OHL)	60	23	24	47	33	4	1	1	2	2
82	PRODHAM, Jack	RW	R	6-1	176	18	10/8/2005	Stouffville, Ont.	Rockford (AHL)	1	0	0	0	2	-	-	-	-	-
									Chicago (NHL)	3	1	0	1	0	-	-	-	-	-
									Michigan (Big Ten)	41	17	24	41	18	-	-	-	-	-
									Sudbury (OHL)	68	17	13	30	38	9	1	2	3	7
									West Kelowna (BCHL)	54	23	26	49	30	10	8	3	11	16

FORWARDS

NO.	NAME	POS	SH	HT	WT	AGE	DOB	BIRTHPLACE	23-24 CLUB	REGULAR SEASON					PLAYOFFS					
										GP	G	A	PTS	PIM	GP	G	A	PTS	PIM	
73	RECHEL, Lukas	LW	L	6-0	170	22	5/17/2002	Nürnberg, GER	Chicago (NHL)	65	5	11	16	12	-	-	-	-	-	-
								Rockford (AHL)	10	1	7	8	4	4	2	2	4	0	-	-
36	ROLSTON, Ryder	RW	R	6-1	175	22	10/31/2001	Boston, Mass.	Rockford (AHL)	62	10	9	19	4	-	-	-	-	-	-
26	SMARELA, Antti	C	L	5-11	183	23	6/27/2001	Lahti, FIN	Rockford (AHL)	27	5	1	6	11	-	-	-	-	-	-
12	SANFORD, Zach	LW	L	6-4	206	29	11/9/1994	Salem, Mass.	Chicago (NHL)	18	0	4	4	2	-	-	-	-	-	-
								Arizona (NHL)	11	0	2	2	4	-	-	-	-	-	-	-
								Rockford (AHL)	13	3	3	6	6	4	2	2	4	0	-	-
								Lucas (AHL)	16	1	3	4	19	-	-	-	-	-	-	-
67	SAMOE, Samuel	LW	L	5-10	189	20	3/25/2004	Dieppe, NB	Rouyn-Noranda (OHL)	21	10	12	22	23	10	4	1	5	19	-
62	SENEY, Brett	LW	L	5-9	156	28	2/28/1996	London, Ont.	Chicago (NHL)	4	0	0	0	6	-	-	-	-	-	-
								Rockford (AHL)	68	23	40	63	60	4	0	1	1	6	-	-
84	SLAGGERT, Landon	LW	L	6-0	180	22	6/25/2002	South Bend, Ind.	Chicago (NHL)	16	1	3	4	4	-	-	-	-	-	-
								Noire Dame (Big Ten)	36	20	11	31	10	-	-	-	-	-	-	-
15	SMITH, Craig	C	R	6-1	203	35	9/5/1989	Madison, Wis.	Dallas (NHL)	75	11	9	20	33	14	0	2	2	2	-
79	SPELLACY, AJ	RW	R	6-2	195	18	2/24/2006	Cleveland, OH	Windsor (OHL)	67	21	17	38	59	-	-	-	-	-	-
57	SPENSON, Joel	C	R	6-1	185	19	4/15/2005	Oskarshamn, SWE	Växjö (SHL)	7	0	1	1	0	-	-	-	-	-	-
								Växjö (LDO National)	25	24	9	33	8	4	4	1	5	0	-	-
								Kristianstad (HockeyEttan)	10	5	3	8	0	12	4	5	9	2	-	-
86	TERAVAMEN, Teuvo	C	L	5-11	191	30	9/11/1994	Helsinki, FIN	Carolina (NHL)	76	25	28	53	10	11	2	4	6	0	-
83	WANACKER, Marek	LW	L	6-1	174	18	4/12/2006	London, Ont.	Brantford (OHL)	68	36	46	82	55	6	3	4	7	2	-

TRADITION

RECORDS

PLAYOFFS

HISTORY

PLAYERS

DEFENSEMEN

REGULAR SEASON

PLAYOFFS

NO.	NAME	POS	SH	HT	WT	AGE	DOB	BIRTHPLACE	ZS-24 CLUB					REGULAR SEASON					PLAYOFFS								
									GP	G	A	PTS	PIM	GP	G	A	PTS	PIM	GP	G	A	PTS	PIM				
42	ALAN, Nolan	D	L	6-2	195	21	4/28/2003	Saskatoon, Sask.	Rockford (AHL)	60	5	12	17	47	-	-	-	-	-	-	-	-	-	-	-	-	-
78	BRODIE, TJ	D	L	6-2	187	34	6/7/1990	Chatham, Ont.	Toronto (NHL)	78	1	25	26	40	1	0	0	0	0	0	0	0	0	0	0	0	0
46	CREVIER, Louis	D	R	6-8	228	23	5/4/2001	Quebec City, QC	Chicago (NHL)	2	0	0	0	0	-	-	-	-	-	-	-	-	-	-	-	-	
									Rockford (AHL)	41	3	8	11	18	13	3	6	9	4								
38	DEL MASTRO, Ethan	D	L	6-4	210	21	1/15/2003	Burlington, Ont.	Chicago (NHL)	24	0	3	3	4	-	-	-	-	-	-	-	-	-	-	-	-	
									Rockford (AHL)	69	7	30	37	54	4	1	1	2	0								
85	HENRY, Ty	D	L	6-2	197	18	7/19/2006	Montreal, QC	Erie (OHL)	54	0	7	7	44	6	0	0	0	0	0	0	0	0	0	0	0	
4	JONES, Seth	D	R	6-4	213	29	10/3/1994	Arlington, TX	Chicago (NHL)	67	8	23	31	34	-	-	-	-	-	-	-	-	-	-	-	-	
44	KASER, Wyatt	D	L	6-0	173	22	7/31/2002	Andover, Minn.	Chicago (NHL)	32	0	7	7	22	-	-	-	-	-	-	-	-	-	-	-	-	
									Rockford (AHL)	37	4	14	18	46	4	0	2	2	0								
14	KORCHINSKI, Kevin	D	L	6-1	185	20	6/21/2004	Saskatoon, Sask.	Chicago (NHL)	76	5	10	15	20	-	-	-	-	-	-	-	-	-	-	-	-	
55	LEVSHUNOV, Artjom	D	R	6-2	208	18	10/28/2005	Zhlobin, BIR	Michigan State (Big Ten)	38	9	26	35	44	-	-	-	-	-	-	-	-	-	-	-	-	
25	MARTINEZ, Alec	D	L	6-1	210	37	7/26/1987	Rochester Hills, Mich.	Vegas (NHL)	55	4	13	17	6	6	0	0	0	0	0	0	0	0	0	0	0	
5	MURPHY, Connor	D	R	6-4	212	31	3/26/1993	Dublin, OH	Chicago (NHL)	46	2	6	8	40	-	-	-	-	-	-	-	-	-	-	-	-	
41	PHILLIPS, Gaak	D	L	6-3	205	22	9/28/2001	Barrie, Ont.	Chicago (NHL)	33	0	6	6	22	-	-	-	-	-	-	-	-	-	-	-	-	
									Rockford (AHL)	29	4	10	14	20	4	0	2	2	4								
72	VLASIC, Alex	D	L	6-6	217	23	6/5/2001	Wilmette, Ill.	Chicago (NHL)	76	2	14	16	45	-	-	-	-	-	-	-	-	-	-	-	-	

GOALTENDERS

REGULAR SEASON

PLAYOFFS

NO.	NAME	POS	GH	HT	WT	AGE	DOB	BIRTHPLACE	ZS-24 CLUB					REGULAR SEASON					PLAYOFFS				
									GP	W-L-T/OTL	SO	SVP%	GP	W-L	SO	SVP%	GP	W-L	SO	SVP%			
39	BROSSIOT, Laurent	G	L	6-2	203	31	3/23/1994	Port Alberni, B.C.	Winnipeg (NHL)	23	15-5-2	3	.927	1	0-0	1,000							
33	COMMESSO, Drew	G	L	6-2	180	22	7/19/2002	Norwell, Mass.	Rockford (AHL)	38	18-16-4	2	.906	3	1-2	0	.915						
34	MRAZKA, Petr	G	L	6-2	188	32	2/14/1992	Ostrava, CZE	Chicago (NHL)	56	18-31-4	1	.908	-	-	-							
40	SODERBLOM, Anvid	G	L	6-3	180	25	8/19/1999	Göteborg, SWE	Chicago (NHL)	32	5-22-2	0	.880	-	-	-							

HOW THE BLACKHAWKS WERE BUILT

TRADITION	Nolan Allan	Blackhawks' first-round pick (32nd overall) in the 2021 NHL Draft.
	Joey Anderson	From TOR with Pavel Gogolev, a 2025 conditional first-round pick and a 2026 second-round pick for Jack McCabe, Sam Lafferty, a 2024 conditional fifth-round pick and a 2025 conditional fifth-round pick on Feb. 27, 2023.
	Andreas Athanasiou	Signed as a free agent on July 13, 2022.
	Connor Bedard	Blackhawks' first-round pick (1st overall) in the 2023 NHL Draft.
	Tyler Bertuzzi	Signed as a free agent on July 1, 2024.
	T.J. Brodie	Signed as a free agent on July 1, 2024.
	Laurent Brossoit	Signed as a free agent on July 1, 2024.
	Drew Comness	Blackhawks' second-round pick (46th overall) in the 2020 NHL Draft.
	Louie Crevier	Blackhawks' seventh-round pick (188th overall) in the 2020 NHL Draft.
	Colton Dach	Blackhawks' second-round pick (62nd overall) in the 2021 NHL Draft.
RECORDS	Ethan Del Mastro	Blackhawks' fourth-round pick (105th overall) in the 2021 NHL Draft.
	Jason Dickinson	From VAN with a 2024 second-round pick for Riley Stillman on October 7, 2022.
	Ryan Donato	Signed as a free agent on July 1, 2023.
	Jiri Felcman	Blackhawks' third-round pick (93rd) in the 2023 NHL Draft.
	Nick Foligno	From BOS with Taylor Hall for Ian Mitchell and Alec Regula on June 26, 2023.
	Cole Guttman	Signed as a free agent on August 18, 2022.
	Taylor Hall	From BOS with Nick Foligno for Ian Mitchell and Alec Regula on June 26, 2023.
	Gavin Hayes	Blackhawks' third-round pick (66th overall) in the 2022 NHL Draft.
	Ty Henry	Blackhawks' six-round pick (163rd overall) in the 2024 NHL Draft.
	Seth Jones	From CBJ with a 2021 first-round pick and a 2022 sixth-round pick for Adam Boqvist, 2021 first-round pick, a 2021 second-round pick and a 2022 first-round pick on July 23, 2021.
PLAYOFFS	Wyatt Kaiser	Blackhawks' third-round pick (81st overall) in the 2020 NHL Draft.
	Kevin Korchiński	Blackhawks' first-round pick (7th overall) in the 2022 NHL Draft.
	Philipp Kurashov	Blackhawks' fourth-round pick (120th overall) in the 2018 NHL Draft.
	Nick Lardis	Blackhawks' third-round pick (67th overall) in the 2023 NHL Draft.
	Artyom Levshunov	Blackhawks' first-round pick (2nd overall) in the 2024 NHL Draft.
	Paul Ludwinski	Blackhawks' second-round pick (39th overall) in the 2022 NHL Draft.
	Jalen Luypen	Blackhawks' seventh-round pick (216th overall) in the 2021 NHL Draft.
	Marcel Marcel	Blackhawks' fifth-round pick (131st overall) in the 2023 NHL Draft.
	Pat Maroon	Signed as a free agent on July 1, 2024.
	Alec Martinez	Signed as a free agent on July 1, 2024.
HISTORY	Ilya Mikheyev	From VAN with Sam Lafferty and a 2027 second-round pick for a 2027 fourth-round pick on June 26, 2024.
	Martin Misiak	Blackhawks' second-round pick (55th overall) in the 2023 NHL Draft.
	Petr Mrizek	From TOR with a 2022 first-round pick for a 2022 second-round pick on July 7, 2022.
	Connor Murphy	From ARI with Laurent Dauphin for Niklas Hjälmarsson on June 23, 2017.
	Frank Nazar	Blackhawks' first-round pick (13th overall) in the 2022 NHL Draft.
	Alex Pharand	From CBJ for J-F Berube on June 27, 2018.
	Isaak Phillips	Blackhawks' fifth-round pick (141st overall) in the 2020 NHL Draft.
	Jack Pridham	Blackhawks' third-round pick (92nd overall) in the 2024 NHL Draft.
	Lukas Reichel	Blackhawks' first-round pick (17th overall) in the 2020 NHL Draft.
	Ryder Rolston	Signed as a free agent on March 13, 2023.
PLAYERS	Antti Saarela	Blackhawks' fourth-round pick (123rd overall) in the 2019 NHL Draft.
	Zach Sanford	Claimed off waivers from ARI on January 6, 2024.
	Samuel Savoie	Blackhawks' third-round pick (81st overall) in the 2022 NHL Draft.

HOW THE BLACKHAWKS WERE BUILT

Brett Seney

Landon Slaggert

Craig Smith

Arvid Soderblom

A.J. Spellacy

Joel Svensson

Teuvo Teravainen

Marek Vanacker

Alex Vlasic

Signed as a free agent on July 13, 2022.

Blackhawks' third-round pick (79th overall) in the 2020 NHL Draft.

Signed as a free agent on July 1, 2024.

Signed as a free agent on May 17, 2021.

Blackhawks' third-round pick (72nd overall) in the 2024 NHL Draft.

Blackhawks' fifth-round pick (138th overall) in the 2024 NHL Draft.

Signed as a free agent on July 1, 2024.

Blackhawks' first-round pick (27th overall) in the 2024 NHL Draft.

Blackhawks' second-round pick (43rd overall) in the 2019 NHL Draft.

TRADITION

RECORDS

PLAYOFFS

HISTORY

PLAYERS

