



2017-18 BUFFALO SABRES

MEDIA GUIDE



Our mission is your financial wellness.



Helping our clients thrive is a priority at KeyBank. That's why we offer at no charge a powerful web- and mobile-based financial wellness tool that offers resources and guidance to get you and keep you on track to reach your goals.

To help stay on the path to financial wellness, use the red key.®

KeyBank 
Use the red key.®

Official Bank of
the Buffalo Sabres



PERSONNEL

Allen, Andrew	19
Brandon, Russ	10
Botterill, Jason	15
Cravotta, Frank	12
Hajt, Chris	18
Housley, Phil	17
Gilbert, Michael	11
Greeley, Steve	16
Jakubowski, Mark	16
LaMattina, Chuck	12
Media Relations Department	29
Muhleman, Erica	13
Myers, Mat	19
Payne, Davis	18
Pegula, Terry	7
Player Profiles	31-104
Popko, Bruce	11
Preisler, Mark	13
Rossi, Brent	14
Sexton, Randy	16
Sabres Staff	20-28
Ward, Tom	18

SEASON IN REVIEW

Game Highs/Lows/Streaks	122
Game Vignettes	128
Individual Game-by-Game Statistics	115
Individual Milestones	121
Individual Scoring Breakdown	110
Injury Report	126
NHL Playoff Results	107
NHL Standings	106
Regular-Season Game-by-Game	108
Sabres vs. NHL	135
Special Teams Scoring	114
Team Situational Stats	112
Team Records	113
Transactions	124

RECORD BOOK

1-0 Games	227
All-Time Goaltender Statistics	256
All-Time Home/Away Records	188
All-Time Individual Scoring	246
All-Time PP & PK Statistics	257
All-Time Records by Opponent	189
Career Leaders	236
Hat Tricks	207
Individual Records	243
Last 10 Games vs.	192
The Last Time	197
Penalty Shots	228
Record by Day/Month	194
Record by Season	201
Regular-Season Overtime Goals	202
Sabres Streaks	199
Season Openers	200
Shootouts	258

RECORD BOOK

Shutouts	217
Single-Game Team Records	241
Single-Season Leaders	238
Yearly Statistical Leaders	232
Yearly Goaltender Win/Loss Records	234
Year-by-Year Results and Statistics	165

PLAYOFF HISTORY

All-Time Playoff Goaltender Statistics	266
All-Time Playoff Scoring	263
All-Time Series Results	267
Career Leaders	279
Hat Tricks	277
Individual Records	281
Opponent Playoff Leaders	280
Overtime Games	275
Shutouts	278
Team Records	284

TEAM HISTORY

All-Star Game	296
All-Time Attendance	310
Alumni Plaza	294
Captains and Coaches	299
Draft History	311
Hockey Hall of Fame	295
NHL Awards & Honors	301
Uniform Numbers	287
Retired Numbers	290
Sabres Hall of Fame	295
Sabres Firsts	298
Transactions	323
Uniform History	306

AHL AFFILIATE

2016-17 Stats	339
All-Time Leaders	343
Dineen, Gord	337
History of the Affiliation	334
Peterson, Toby	338
Taylor, Chris	335
Team Records	340
Team Schedule	345
Staff Directory	333

MISCELLANEOUS

Media Information	351
NHL Critical Dates	355
NHL On-Ice Officials	357
Radio & TV	348
Team Schedule	354
Ticket Information	353

Executive Editor	Chris Bandura
Editors	Ian Ott, Chris Dierken
Photography	Bill Wippert and NHLI via Getty Images
Creative Director	Vicki Sitek

EXECUTIVES

Owner/Chief Executive Officer.....	Terry Pegula
President/Alternate Governor.....	Russ Brandon
Executive Assistant.....	Toni Addeo

ADMINISTRATION

Senior Vice President.....	Michael Gilbert
Director of World Junior Championship.....	Rob Crean
Team Concierge/Executive Assistant.....	Nadine Leone

HOCKEY DEPARTMENT

General Manager.....	Jason Botterill
Assistant General Manager.....	Randy Sexton
Assistant General Manager.....	Steve Greeley
VP of Hockey Administration.....	Mark Jakubowski
Director of Amateur Scouting.....	Ryan Jankowski
Assistant Director of Amateur Scouting.....	Jeff Crisp
Head of Collegiate Scouting.....	Jerry Forton
Pro Scouts.....	Jeremiah Crowe, Mark Mowers, John Van Boxmeer
Pro Scouting Coordinator.....	Graham Beamish
Amateur Scouts.....	Jan Axel-Alavaara, Cory Banika, Kevin Devine, Scott Halpenny, Frank Musil, Teemu Numminen, Tom O'Connor Ron Pyette, Rob Riley, Mike Rooney, Matt Tiesling
Amateur Scouting Coordinator.....	Austin Dunne
Coordinator of Hockey Analytics.....	Jason Nightingale
Coordinator of Team Services.....	Cole Burkhalter
Coordinator of Hockey Administration.....	Brett Ruff
Head of Hockey IT.....	Kyle Kiebzak

COACHING STAFF

Head Coach.....	Phil Housley
Associate Coach.....	Davis Payne
Assistant Coaches.....	Chris Hajt, Tom Ward
Goaltending Coach.....	Andrew Allen
Video Coach.....	Mat Myers

EQUIPMENT STAFF

Equipment Managers.....	Dave Williams, Rip Simonick
Assistant Equipment Manager.....	George Babcock
Equipment Assistant.....	Keith Hayes

PLAYER DEVELOPMENT

Player Development Coaches.....	Krys Barch, Mike Komisarek, Adam Mair
Goaltending Development Coach.....	Seamus Kotyk

PLAYER PERFORMANCE

Medical Director.....	Les Bisson, M.D.
Strength & Conditioning Coaches.....	Ed Gannon, J.T. Allaire
Head Athletic Trainer.....	Rich Stinziano
Assistant Athletic Trainer/Physical Therapist.....	Michael Adesso
High Performance Manager.....	Joe Collins
Massage Therapist.....	Brett Crompton
Rehab & Development.....	Dennis Miller
Human Science.....	Katy Tran Turner
Applied Sports Scientists.....	JoAnne Clubb, Dean Higham

MEDICAL

Head Team Physician.....	Marc Fineberg, M.D.
Team Physician.....	William Hartrich, M.D.
Team Dentist.....	David Croglio, D.D.S.

LEGAL & FINANCE

VP of Legal Affairs.....	David S. Zyga
Paralegal.....	Kim Szymanoski
Corporate Controller.....	Kristin Zirnheld
Senior Accounting Manager.....	Lynn Slanovich
Accounting Manager.....	Eric McGuire
Payroll Specialists.....	Dena Fowler, Birgid Haensel, Christy Hardwick
Accounts Payable Coordinator.....	Kim Binkley
Senior Accountants.....	Marilyn McCabe, Gabrielle Wilson
Staff Accountants.....	John Kolkowski, Maggie Stewart
Finance Business Administrator.....	Amy Terranova

HUMAN RESOURCES

VP of Human Resources.....	Christie Joseph
Senior Human Resources Manager.....	Erin Fierle
Human Resources Manager.....	Holly Weiskerger
Associate Human Resources Manager.....	Terri O'Brien
HR Systems and Project Manager.....	Gina Reagan
Human Resources Coordinator.....	Kayla Collins
Human Resources Coordinator.....	Amanda Westfall
Recruiter.....	Annamarie Schneider

BROADCAST

VP of Broadcasting.....	Chrisanne Bellas
TV Producer.....	Joe Pinter
TV Director.....	Eric Grossman
Production Manager.....	Jason Wiese
Broadcast Engineer.....	Ray Riel
Production Assistant.....	Tom Meka
Broadcast Team.....	Rick Jeanneret (Play-by-Play), Rob Ray (Color), Dan Dunleavy (Play-by-Play/Reporter), Brian Duff (Studio Host), Martin Biron (Studio Analyst)

GAME PRESENTATION

Director of Game Presentation.....	Kelsey Schneider
Game Presentation Coordinator.....	Kelsey Landers
Videoboard Director/Editor.....	Jeff Hill

MEDIA & COMMUNITY RELATIONS

VP of Media Relations.....	Chris Bandura
Manager of Media Relations.....	Ian Ott
Coordinator of Media Relations.....	Chris Dierken
VP of Community Relations/ President of Sabres Foundation.....	Rich Jureller
Manager of Community Relations.....	Teresa Belbas
Coordinator of Community Relations.....	Nick Fearby
Youth Hockey Manager.....	Ed Grudzinski
Youth Hockey Ambassador.....	Patrick Kaleta
Team Photographer.....	Bill Wippert
Director of Alumni Relations.....	Larry Playfair



MERCHANDISE

Director of Merchandise..... Mike Kaminska
 Merchandise Manager – Inventory Control..... Glenn Barker
 Merchandise Manager – Event Sales..... Jeff Smith
 Store Manager Theresa Cerabone
 Assistant Store Manager Dashawn Richardson
 Assistant Store Manager Jonathon Calarco

MARKETING

CRM Administrator..... Tom Matheny
 Marketing Manager Cara Murphy
 Content Marketing Manager Chris Ryndak
 Content Marketing Coordinator Jourdon LaBarber

TICKET OPERATIONS

VP of Tickets & Service John Sinclair
 Director of Ticket Operations Marty Maloney
 Box Office Manager..... Paul Barker
 Box Office Coordinator..... Gretchen Knott
 Ticket Administrator..... Melissa Eagen
 Ticket Sales Representatives Jake Bett Casey Jenkins,
 Greg Metzen, Melissa Rugg
 Senior Account Services Representative Roxanne Anderson
 Account Services Representatives Brian Bilski, Ryan Gilbert,
 Chris Miller, Dan Ristine, Nate Shively
 Receptionist Saralynn Ruhland

INFORMATION TECHNOLOGY

Director of Information Technology Todd Henzler
 Advanced Support Specialist..... Nate Brozyna
 IT Support Specialist..... Michael Walker

ARENA OPERATIONS

VP of Arena Operations..... Stan Makowski, Jr.
 Director of Arena Operations Beth Guiliani Gatto
 Senior Event Manager Robert Neumann
 Event Managers..... Laura Hettrick, Dave Kutter
 Director of Security..... Marc Brenner
 Director of Building Services..... Dennis Hooper
 Technical Communications Managers Mike Queeno, Trevor Ecklund
 Chief Engineer..... Bruce Johnson
 Lead Engineer..... Brian Hall
 Engineers Steve Heather, Mark Jeziorski, Paul Zolnowski
 Maintenance Manager Jud Hager
 Maintenance Crew..... Michael Destino, Jason Sattelberg,
 Stephen Gore, Josh Hosey, Tim Zawadzki
 Head Ice Technician Andrew Chamberlin
 Ice Technician Eric Doering
 Utility Crew Supervisor Rashad Dukes
 Utility Crew Gunnar Heintz
 Housekeeping Manager..... Rodney Bailey
 Housekeeping..... James George, Nicole Vari
 Operations Assistant..... Julie Krzyzanowski
 Security Officers..... Aaron Acker, Mark Custard, Sean Dooley,
 Derek Jaworek, James McDuffie, Joseph Mejak,
 Symantha Searles, Amanda Szulist, Don Wegrzynowski,
 Greg Wingerter, Kenneth Alexander Wright-Vasquez
 Parking Manager Sam Buffum
 Assistant Parking Manager..... Jacob Hager

GENERAL INFORMATION

Telephone Executive Offices (716) 855-4100
 Home Arena..... KeyBank Center
 Capacity..... 19,070
 Team Website..... sabres.com
 Arena Website..... keybankcenter.com

EXECUTIVES

Chief Executive Officer Kim Pegula
 President Russ Brandon
 Chief Operating Officer Bruce Popko

FINANCE & BUSINESS OPERATIONS

EVP of Finance & Business Operations Chuck LaMattina
 Manager of Reporting & Analytics Kyle Allen
 Office Manager Kandace Kowalski

BUSINESS DEVELOPMENT

EVP of Business Development Erica Muhleman
 VP of Premium Seating Christopher Costanzo
 Director of Events Charlie Cannan
 Director of Corporate Partnerships Kelley Van Ness
 Directors of Corporate Sales
 Joseph Foy, Neal McMullen, Ashley Meganck
 Senior Manager of Corporate Partnerships Ryan Guerinet
 Managers of Corporate Partnerships
 Kyle Georger, Daniel McCarthy
 Manager of Corporate Partnerships and Special Projects
 Sara Petrone
 Manager of Corporate Sales Jonathan Latke
 Manager of Premium Seating Melissa Palgutt
 Senior Coordinator of Business Development Dawn Chilcott
 Senior Coordinator of Corporate Partnerships Katy Ryan
 Senior Coordinator of Premium Sales John Ricotta
 Coordinators of Corporate Partnerships
 Emily Magavern, Matthew Smaczniak, Kristy Wilensky
 Traffic Coordinator Dan Peters
 Administrative Assistant Lauren Yurko
 VP of Arena Events Jennifer Van Rysdam
 Arena Marketing Manager Kevin Kennedy
 Coordinator of Suite Services Michelle Mitchell

CREATIVE SERVICES

EVP of Creative Services Frank Cravotta
 Director of Videography Mark Blaszak
 Director of Video Production Drew Boeing
 Motion Design Director Bryan Matthews
 Creative Directors Aaron LaPorta, Vicki Sitek
 Senior Graphic Designers Lindsey Caber, Melissa Gebhardt
 Graphic Designers Kristine Hotchkiss, Chelsea Kowalik
 Justin Lowe, Sean Pantling, Danielle Podeszek
 Traffic Manager Kim Vara
 Traffic Coordinator Gina Marinelli
 Senior Producer/Editor Jason Holler
 Senior Editor Joseph DeBenedictis
 Editors Mike Bahrenburg, Scott Balzer, CJ Gates
 Motion Designers Eric Heine, David Jackson, Patrick Worrell
 Senior Videographer Sam Korotkin
 Videographers Travis Carlson, Marc Davies,
 Allen Leight, Aaron Rizzo, Ben Woody
 Team Photographer Bill Wippert
 Photo Editor Sara Schmidle

MEDIA & CONTENT

EVP of Media and Content Mark Preisler
 SVP of Media and Content Marc Honan
 Senior Producer Michelle Girardi Zumwalt
 Senior Director of Broadcast Engineering Steve Asposito
 Director of Communications Don Heins
 Multimedia Journalist Lauren Hall
 Hosts, The Instigators Andrew Peters, Craig Rivet
 Producer Jay Harris
 Associate Producer Jordan Teritto
 Production Assistant George Blas
 Technical Director Jeff Coltoniak
 Graphics Producer Thomas Hollander

MARKETING

EVP of Marketing and Brand Strategy Brent Rossi
 Director of Marketing John Durbin
 Director of Business Solutions Scott Miner
 Director of Digital & Social Media Strategy Gregg Pastore
 Director of Brand Strategy & Development Taylor Gahagen
 Senior Manager of Digital Partnerships Rachel Cappellino
 Coordinator of Digital Partnerships Maja Alkalfic
 Marketing Manager Jessica Baldwin
 Hospitality Marketing Manager Jacquie Greco
 Digital Marketing Coordinator Ted Jarmuz
 Social Media Editors Craig Kanalley, Zachary Specht,
 Anna Stolzenburg, Kelsey Sweet
 Brand Coordinator Matt Cieslik
 Solutions Developer Madeline Van Rennem
 Web Developer Glen Noworyta
 Media Strategist Kristie Manzella
 Project Manager Nicholas Ruggiero
 Loyalty Coordinator Emma Callinan
 Analytics Coordinator Evan Barrick
 Insights Coordinator Chris O'Connell

HOSPITALITY

VP of Hospitality Dominic Verni
 Director of Food and Beverage Christian DiFiglia
 Director of Culinary Ron Kubiak
 Buffalo Sabres Executive Chef Michael Haefner
 Buffalo Sabres Catering Manager Hilary Thomas
 Buffalo Sabres Sous Chef Mitchell Gunther
 Buffalo Sabres Sous Chef Katherine Diminski

TERRY & KIM PEGULA OWNERS

Back in 1983, Terry Pegula told his business partner Robert H. Long, Jr., "If I ever have more than two nickels to my name, I'm going to buy the Buffalo Sabres one day." Almost 30 years later, On Feb. 22, 2011, Terry's dream came to fruition.

A NEW ERA OF SABRES HOCKEY

After taking over control of the team, the Pegulas began to rebuild the franchise. Sam Reinhart and Jack Eichel were selected with No. 2 overall picks in the 2014 and 2015 NHL Drafts, and the team acquired Ryan O'Reilly in a trade and Kyle Okposo via free agency. Their arrival, coupled with other acquisitions and existing players, formed the team's nucleus going forward.

In the summer of 2017, Terry and Kim hired Jason Botterill to be general manager and Sabres alumnus Phil Housley as head coach. An influx of new players, including trades for Nathan Beaulieu, Jason Pominville and Marco Scandella, helped to further strengthen the roster going into the 2017-18 season.

The momentum of this new era has continued off the ice as well. The Sabres have seen increased home attendance and television ratings, a multimillion dollar arena renovation, and numerous national and international events awarded to the team and the city.

Buffalo was chosen to host the 2015-2019 NHL Scouting Combines, marking the first time in 16 years the event had been hosted in a city other than Toronto. On June 24 and 25, 2016, the eyes of the world were on Buffalo as the Sabres hosted the 2016 NHL Draft.

Internationally, the organization's bid to host the 2018 IIHF World Hockey Championship was accepted on Dec. 4, 2015. The tournament will feature the first-ever outdoor game in World Juniors history, which will be played at New Era Field.

HARBORCENTER

In 2012 Terry and Kim Pegula looked to make an even bigger impact on the City of Buffalo. On Aug. 29, 2012, it was announced that the city had selected the Pegulas and their development team to develop and construct HarborCenter, a \$200 million multipurpose facility that sits directly across from KeyBank Center, the home of the Sabres, in the city's Canalside District. HarborCenter is anchored by two new NHL-size ice rinks that are used year-round by a variety of Buffalo-area hockey teams and leagues.

Also in the facility is (716) Food and Sport, an upscale, sports-themed bar and restaurant, a one-of-a-kind Tim Hortons location that pays homage to the former Sabres player, additional retail space, a parking structure and a 200-room, full-service Marriott hotel. The Healthy Scratch, a healthy, quick-service restaurant conceptualized by Jessie and Kelly Pegula, joined the HarborCenter portfolio in 2016.



HarborCenter draws more than 500,000 people to downtown Buffalo annually and, coupled with KeyBank Center, provides a premier destination for hockey fans.

ROCHESTER REUNION

Soon after purchasing the Sabres, the Pegulas explored the idea of acquiring the Rochester Americans, the AHL team that had previously spent 29 years as the Sabres' affiliate before a three-year hiatus. On June 24, 2011, the Sabres announced the reunification of the Western New York teams as Pegula became the owner of the Amerks and resumed one of the longest and most successful partnerships between an NHL and AHL club.

TERRY & KIM PEGULA OWNERS**ONE BUFFALO**

On Friday, Oct. 14, 2014, the Pegulas realized another long-time dream as they became the second owners in the Buffalo Bills' 55-year franchise history.

"My name is Terry Pegula and the Pegulas just bought a football team. Actually, that's not totally correct... we all just bought a team... our team... the Buffalo Bills. The name of our team will not change. It will stay the Buffalo Bills."

With Terry's quote, the Pegula era of Buffalo Bills football was ushered in with the assurance that the Bills would stay in Western New York.

In August 2016, the Bills announced the team's stadium would be known as New Era Field. The stadium will serve as a prominent symbol of the partnership between two of Buffalo's most recognizable brands.

**COMMITMENT TO EDUCATION**

On Sept. 17, 2010 Terry and Kim donated \$88 million to Penn State University – the largest private gift in the history of the school – to fund a state-of-the-art, multi-purpose arena and a world-class practice facility, to help establish an NCAA Division I men's hockey program. The Pegulas announced in 2012 they would increase their donation to the Nittany Lion hockey program to \$102 million to allow for the endowment of student athlete scholarships.

Thanks to their generosity, Penn State has been able to add both men's and women's varsity hockey teams, who play at Pegula Ice Arena.

In 2011, the Pegulas pledged \$12 million for the construction of a new athletic center on the campus of Houghton College, Kim's alma mater. The second-largest gift in school history allowed Houghton to transition to NCAA Division III athletics. The Kerr-Pegula Athletic Complex formally opened on Oct. 4, 2014.

BEYOND SPORTS

The Pegulas expanded their business interests in the summer of 2014 by forming Pegula Sports and Entertainment, a multifaceted parent company consisting of all of the companies under the Pegula umbrella. Pegula Sports and Entertainment's roster of companies currently includes: the Buffalo Sabres and Buffalo Bills; the AHL's Rochester Americans; the NLL's Buffalo Bandits; Black River Entertainment and its related properties; Black River Publishing; Sound Stage Studio; Ronnie's Place Studio; HarborCenter and its components – (716) Food and Sport, the Academy of Hockey, and IMPACT Sports Performance, a high-performance training facility for professional and amateur athletes.

Terry is an avid sports fan and his connections to Western New York run deep. He held season tickets for the Sabres from 1980 through 1998 and lived in Buffalo during the Bills' championship years in the 1990s.

Raised in Carbondale, Pennsylvania, Terry attended Scranton Preparatory School. He entered Penn State University as a math major, but in order to stay in school, he entered the Petroleum and Natural Gas Engineering program through a scholarship. He went on to graduate with a Bachelor of Science degree in 1973 and landed his first job with Getty Oil Co. in Victoria, Texas. He later joined Felmont Oil Co., a decision that brought him to Olean, New York in 1975.

In 1983, he borrowed \$7,500 from family and friends to create East Resources Inc., an independent oil and gas exploration and production company operating in the Appalachian Basin. Over the next 27 years, Terry built it into one of the largest privately held companies in the United States. In July of 2010, Royal Dutch Shell purchased the assets of East Resources Inc., which continues to be active today.

TERRY & KIM PEGULA OWNERS

Kim serves as chief executive officer of Pegula Sports and Entertainment, overseeing all aspects of the sports and entertainment subsidiaries that make up the multifaceted parent company.

A native of Western New York, Kim grew up in Fairport, a suburb of Rochester, New York. She attended Houghton College and graduated in 1991 with a degree in communications.

Kim began her professional career with East Resources in 1991 and was involved with the company until its sale in 2010. In that same year, Kim helped found Black River Entertainment.

Terry and Kim currently reside in Boca Raton, Florida, and have five children: Michael, Laura, Jessica, Kelly and Matthew. Their younger daughters, Jessica and Kelly, were both born in Buffalo.

RUSS BRANDON PRESIDENT/ALTERNATE GOVERNOR



Russ Brandon is in his third season as president and alternate governor of the Sabres after being named to the position on July 27, 2015.

In addition to his role with the Sabres, Brandon is also the managing partner and president of the Buffalo Bills and Pegula Sports and Entertainment. In working with Pegula Sports and Entertainment to create strong synergies between the Bills and Sabres, he oversees the business operations for both teams and represents ownership interests locally, regionally and with the National Hockey League and National Football League. Additionally, Brandon serves as President of the Rochester Americans of the American Hockey League.

Before being named president of the Sabres, Brandon played a key role in facilitating the sale of the Buffalo Bills from the Wilson family to the Pegula family and aiding the Pegulas as they transitioned into their roles as the owners of an NFL franchise.

His excellent leadership skills and knowledge of the league were invaluable as he directed the Bills organization in the days that followed with the passing of founding owner Ralph Wilson, Jr. to the announcement of Terry and Kim Pegula as the new owners.

Brandon also played an integral role in negotiating a new stadium lease agreement between the Bills, the State of New York and Erie County to keep the franchise in Western New York for the foreseeable future as the three entities signed a MOU in late December of 2012 that included a renovations package to enhance the fans' game day experience at Ralph Wilson Stadium.

Brandon's abilities are highly respected on the local level and national scale as well as within the league. A testament to his talents lies in the fact that NFL Commissioner Roger Goodell in the spring of 2011 appointed him to the NFL's Business Ventures Committee, which is responsible for the oversight of various businesses of the league, including consumer products, sponsorship and marketing. In May of 2014, Brandon was appointed to the league's Draft committee, which analyzes when and where to hold the Draft each year.

In 2010, Brandon was named chief executive officer for his lead role at One Bills Drive before founding owner Ralph Wilson, Jr. entrusted him as President and CEO in 2013.

In directing the Bills' day-to-day operations as the chief operating officer from 2008-2009, Brandon's reach extended from working on the Draft and free agency to leading an effort to improve the Bills game-day experience for all fans. During that two-year span, Brandon led the organization to its only back-to-back years of 55,000-plus season ticket sales while recording what was then the second-highest total in team history in 2008 and the third highest figure in 2009, both contributing greatly to the viability of the franchise.

Brandon previously served as the team's executive vice president of business operations in 2006-2007, overseeing the team's vision and execution of all business-related endeavors. In that role he developed a strong base of strategic business and community partners.

From January of 1999 through January 2006, Brandon served as the team's vice president of business development and marketing. He and his staff have been credited with the development of the team as a regional franchise and forming strategic alliances with key business partners.

Brandon's success in the sports business field has been recognized with numerous awards and in 2001 he was the recipient of Street and Smith's Sports Business Journal's Forty Under 40 Award. In the spring of 2014 he was the recipient of the Canisius College Distinguished Citizen of the Year Award and was presented with the Excellence in Management Award from St. John Fisher College's School of Business in the spring of 2013. Additionally, he has participated in the prestigious NFL Business Symposium at Stanford University.

In 1999, Brandon and his staff finalized the foundation of the regionalization plan by relocating Buffalo Bills Training Camp to St. John Fisher College in Pittsford, New York. Many consider the Bills to be the elite model for NFL training camps, prompting Brandon to extend the partnership with the school in the spring of 2012 to keep the team at St. John Fisher College for the foreseeable future.

Brandon joined the Bills in November of 1997 as executive director of business development and marketing after earning a World Series ring as a member of the Florida Marlins front office. He began his sports business career as a member of the Rochester Red Wings (then Triple-A affiliate of the Baltimore Orioles) while serving in many capacities, including assistant general manager, and in 2013 Brandon was inducted into the Red Wings' Frontier Field Walk of Fame, a walkway featuring the names of elite figures in Rochester's sports history.

A native of East Syracuse, New York, Brandon is also actively involved in regional initiatives. He is a member of the Advisory Board for the David Falk School of Sport at Syracuse University and the Board of Trustees at St. John Fisher College, and serves on the board of Buffalo Niagara Enterprise. He is also a member of the Board of Trustees for the New York State Troopers Signal 30 Benefit Fund and a member of the New York Bulls Initiative Advisory Board for the University at Buffalo.

Brandon was a four-year letterman in baseball and football at St. John Fisher College and graduated with a degree in communications. He was inducted into his alma mater's Sports Hall of Fame in 2004. He and his wife Amy have three children, sons RJ and Jack, and daughter, Grace. They reside in Williamsville, New York.

MICHAEL GILBERT SENIOR VICE PRESIDENT – BUFFALO SABRES / GENERAL MANAGER – HARBORCENTER

Michael Gilbert is in his 21st season with the Sabres organization and his 23rd year overall in the National Hockey League. Gilbert serves as senior vice president for the Buffalo Sabres, overseeing all daily administrative activities for the team. As general manager of HarborCenter, he is responsible for the day-to-day operations of the complex and oversees all of its properties, including the Buffalo Marriott HarborCenter, (716) Food and Sport, the Academy of Hockey, the Buffalo Jr. Sabres and The Rinks.

In addition to his main duties with the Sabres, Gilbert also serves as the primary contact for all USA Hockey initiatives related to the Sabres and HarborCenter, and will oversee the 2018 IIHF World Junior Championship, which will be held in Buffalo this season. His relationship with USA Hockey also led him to the 2014 Winter Olympics in Sochi, Russia, where he joined Team USA as a member of the team's public relations staff. Gilbert is a board member for the Buffalo Sabres Foundation, the Amherst Chamber of Commerce, the Police Athletic League (PAL) and Buffalo Place, and also serves on the Buffalo Sabres Hall of Fame Committee.

Prior to his current role, Gilbert oversaw the public relations and community relations departments for the Sabres for 19 seasons and was also responsible for supervising the youth hockey and fan development initiatives for the organization. Additionally, he was intimately involved in the design and construction of HarborCenter.

Gilbert began the NHL chapter of his career as the director of public relations for the New Jersey Devils from 1995 to 1997. Before his move to the NHL, he was the assistant director of public relations for the NFL's Philadelphia Eagles for four years (1991-1995), assisting with the day-to-day operations of the team's public relations department. His football background also includes stints as assistant director of public relations for the Raleigh-Durham Skyhawks of the WFLA (1990) and as a graduate assistant with the Buffalo Bills (1988-1990).

Gilbert grew up in Tonawanda and attended St. Joseph's Collegiate Institute before graduating from Canisius College in Buffalo in 1990 with degrees in communications and history. He and his wife, Amy, reside in Amherst with their sons, Mark and Jack, and daughter, Grace.

BRUCE POPKO CHIEF OPERATING OFFICER

Bruce Popko is in his first season as chief operating officer for Pegula Sports and Entertainment after spending the previous three seasons as the organization's executive vice president of business development.

Popko joined Pegula Sports and Entertainment in December 2014 after serving as the chief revenue officer for the Buffalo Bills, where he was responsible for local revenue drivers, focusing on growing team revenues and identifying key areas for growth. Popko oversaw corporate sales, luxury suites and indoor premium seats, as well as the implementation of the Bills' corporate regionalization strategies. Popko had previously served as senior vice president of business development, having initially joined the organization in May 2009.

Before joining the Bills, Popko served as senior vice president at IMG from 2005 to 2009 and he was the Cleveland Browns' vice president of business development from 1998 to 2004. Additionally, he previously served as director of marketing and promotions for three years with the San Francisco 49ers (1996-1998) after spending three years with the National Football League office (1993-1995). For two of those years, he was with the NFL Properties marketing group, where he managed regional retail advertising and promotions. Popko also managed sales and marketing efforts for the NFL's satellite programming service, NFL Sunday Ticket. He was a marketing manager for the New York Jets from 1992 to 1993 and served as game operations manager for the London Monarchs in 1992. Popko is a Director of the Buffalo Bills Foundation, and serves on the Board of Directors for the Buffalo Sabres Foundation, the Roswell Park Alliance Foundation, Buffalo Renaissance Foundation, and the Western NY Lacrosse Foundation. He is also a member of the Board of Trustees for Nardin Academy and serves as chairman of their marketing and enrollment committee.

Popko graduated from the University of Pennsylvania with a bachelor's degree in international relations and the Stern School of Business at New York University, where he earned his MBA in finance and marketing. He and his wife, Sarah, have a daughter, Lucy, and two sons, Henry and Walker.

FRANK CRAVOTTA EVP OF CREATIVE SERVICES - PSE

Frank Cravotta is in his fourth season as the executive vice president of creative services for Pegula Sports and Entertainment.

In his current role, Cravotta oversees the day-to-day and long-term creative services objectives of each company under the Pegula Sports and Entertainment umbrella. He is responsible for the overall look and feel of each company's marketing, media and branding strategy as well as producing the video, graphical and architectural elements needed for each company.

During the past few years, Cravotta and his team have worked on several large-scale projects for the Sabres, KeyBank Center and HarborCenter that include the rebranding of KeyBank Center, the Sabres' state-of-the-art locker room and workout facility, Buffalo Sabres Alumni Plaza and most recently the design and branding of HarborCenter. In 2017, Cravotta was instrumental in the forming of PicSix Creative, a full-service creative agency under the Pegula umbrella.

Cravotta joined the Sabres organization in 2004 and became the organization's vice president of creative services in 2012. Prior to returning to work in his hometown, Cravotta was a senior exhibit designer at Access TCA in Baltimore, Maryland. While at Access, he designed custom exhibit solutions for major brands including MasterCard International and Under Armour. Prior to Access, Cravotta worked for Hadley Exhibits in Buffalo as a design detailer. He has also done freelance work for Reebok International and adidas-NBA.

Born and raised in Buffalo, Cravotta earned a Bachelor of Industrial Design from Syracuse University and currently resides in Buffalo with his wife, Laura and their daughter, Julia.

CHUCK LAMATTINA EVP OF FINANCE & BUSINESS OPERATIONS - PSE

Chuck LaMattina is in the midst of his fourth season as executive vice president of finance for Pegula Sports and Entertainment. He is responsible for overseeing financial management and operations, as well as establishing and implementing corporate financial policies and controls, financial and tax reporting and long-range planning for the Sabres and all Pegula Sports and Entertainment entities.

LaMattina joined Pegula Sports and Entertainment at its inception in May 2014 and has extensive operational and financial experience in both the sports and entertainment businesses with more than two decades of service with various organizations. He spent time in the Sabres front office as vice president of finance and business operations from 2011 to 2014 and director of business and administration from 2004 to 2011. LaMattina's previous experience includes time as chief financial officer with DEMCO, Inc. (2000-2004) and corporate controller with the Sabres (1997-2000).

Prior to joining the Sabres, he worked in public accounting for a number of years, primarily with Freed Maxick CPAs. LaMattina earned his bachelor's degree in accounting and a master's degree in finance, while obtaining a CPA license. He serves as treasurer of the Buffalo Sabres Foundation. A native of Buffalo and current resident of Clarence, New York, LaMattina and his wife Susan have two sons, Shawn and Alex.

ERICA MUHLEMAN EVP OF BUSINESS DEVELOPMENT - PSE

Erica Muhleman was promoted to executive vice president of business development for Pegula Sports and Entertainment in February 2017. In her role, she oversees all corporate sales, servicing, suite activation, retail sales, and corporate and venue events for the Buffalo Sabres, Buffalo Bills, Rochester Americans, Buffalo Bandits, HarborCenter and Black River Entertainment.

Muhleman previously served as PSE's vice president of corporate partnerships, overseeing the service and activation of corporate partnerships across all PSE entities. Muhleman joined the Bills' staff in July 2009, serving as director, corporate partnerships from 2009 to 2011, senior director from 2011 to 2012, executive director from 2012 to 2015 and vice president of corporate partnerships from 2015 to 2016.

Before joining the Bills, Muhleman worked as account director in the golf division at IMG (now WME-IMG) from 2007 to 2009, managing several programs for their consulting business. She also served as a client Service associate in IMG's tennis division from 2004 to 2007, managing client activity for several top-rated clients, including two ranked No. 1 in the world.

Muhleman first began working in the NFL with the Cleveland Browns in 1999 and served as the Browns' manager of marketing services from 2001 to 2004. She serves on the Board of Directors for the Orchard Park Boys and Girls Club and the Leukemia and Lymphoma Society of WNY. She is a graduate of Ohio University with a Bachelor of Arts in Psychology and earned her Master of Arts degree in Marketing from Cleveland State University.

Muhleman and her husband, Steve, have one son, Carter and reside in Orchard Park, New York.

MARK PREISLER EVP OF MEDIA & CONTENT - PSE

Mark Preisler is completing his fourth full season as executive vice president of media and content for Pegula Sports and Entertainment. In his role, Preisler serves as Pegula Sports and Entertainment's leader in all aspects of media and production, and is responsible for developing and maintaining key effective media relationships.

In 2016, he and his team negotiated a long-term programming and production deal with MSG Network, creating the sub brand MSG Western New York. The deal allows fans greater access to the Sabres, Bills and other local sports.

Preisler joined Pegula Sports and Entertainment with an extensive background in production and media relations. He most recently held the position of executive producer with NHL Network. In that role, he oversaw the creation of content for NHL platforms and directed all special programming at signature League events such as the Winter Classic, Stadium Series, All-Star Weekend, the Stanley Cup Final and NHL Draft. Prior to his time with NHL Network, Preisler spent 12 years in multiple roles with ESPN. He served as coordinating producer for the network's flagship show, SportsCenter, ESPN's NFL franchises and ESPNEWS before leaving as senior coordinating producer of Baseball Tonight. Preisler's team won two Emmy Awards for its work on SportsCenter. He also worked closely with ESPN's sales and marketing teams to incrementally increase revenue through the development of new cross-platform initiatives, including the launching of SportsCenter and ESPNEWS in HD.

Preisler is a graduate of The Nichols School and earned a bachelor's degree in English from Franklin & Marshall College in Lancaster, Pennsylvania. He lives in Amherst with his wife, Andrea, daughter, Francesca and twin boys, Charlie and Holden.

BRENT ROSSI EVP OF MARKETING & BRAND STRATEGY - PSE

Brent Rossi is currently in his fourth season as executive vice president of marketing and brand strategy for Pegula Sports and Entertainment.

In his role with the organization, Rossi oversees the day-to-day and long-term marketing and brand objectives for all Pegula Sports and Entertainment entities. Rossi's responsibilities include overall brand direction and growth, the development of marketing strategies and plans, social media, data and analytics, media buying and content creation, as well as ticket sales, and customer and marketing research. He joined Pegula Sports and Entertainment when it was formed in May 2014 after serving as vice president of marketing for the Sabres beginning in 2011.

Among his previous roles, Rossi served as the vice president of marketing for the Harlem Globetrotters. His experience also includes stints as senior manager of live event marketing for World Wrestling Entertainment, director of marketing for the Philadelphia 76ers and marketing manager for Comcast-Spectacor.

A native of Port Colborne, Ontario, Rossi earned a bachelor's degree in sports management from Brock University and a master's degree in sports management from Old Dominion University. He and his wife, Jill, currently reside in Clarence with their daughter, Keira, and son, Richard.

JASON BOTTERILL GENERAL MANAGER

Jason Botterill enters his first season as general manager of the Sabres after being named the eighth general manager in franchise history on May 11, 2017. The 2017-18 season will be his 12th as a member of NHL front offices and his first as an NHL general manager.

Before joining the Sabres, Botterill spent the last 10 seasons as a member of the Pittsburgh Penguins' front office, where he was integral in building the rosters of three Stanley Cup-winning teams. His most recent role was that of associate general manager, a position he held from 2014 onward. In that role, Botterill was involved in scouting, player development, contract negotiations and salary cap management. He also served as general manager of the AHL's Wilkes-Barre/Scranton Penguins from 2009-10 to 2016-17, guiding the team to two division titles and eight consecutive playoff appearances.

Botterill originally joined the Penguins as their director of hockey administration in July 2007 after serving as a scout for the Dallas Stars in 2006-07. He was later promoted to assistant general manager in 2009 before becoming the associate general manager in 2014.

A native of Edmonton, Alberta, Botterill developed a championship pedigree during his playing career. He won a gold medal as a member of the Canadian World Junior Championship team in 1994, 1995 and 1996, and was a part of the University of Michigan's NCAA Championship squad in 1996. Botterill later won a Calder Cup in 2001 as a member of the St. John Flames (AHL).

Botterill played in the Sabres organization during his final three professional seasons, posting eight points (3+5) in 36 games for the Sabres and 100 points (59+41) in 118 games for the Rochester Americans (AHL). During his eight-year playing career, the forward appeared in a total of 88 NHL games and 270 AHL contests.

RANDY SEXTON ASSISTANT GENERAL MANAGER

Randy Sexton joins the Sabres for his first year as assistant general manager for the 2017-18 season. Among other responsibilities, Sexton, a 17-year veteran of NHL front offices, will oversee the amateur scouting department and serve as general manager of Buffalo's AHL affiliate, the Rochester Americans.

Sexton spent the last seven seasons with the Pittsburgh Penguins' scouting department after joining the team as assistant director of amateur scouting in 2010-11, including the last two seasons as the team's director of amateur scouting. In this role, he oversaw the team's amateur scouting operations in North America and Europe.

Prior to his time with the Penguins, Sexton logged several years of NHL front office experience in stints with the Ottawa Senators (1990 to 1995) and the Florida Panthers (2006 to 2010). As one of the Senators' founders, he was instrumental in helping to bring an NHL team back to Ottawa, eventually serving as the club's president, chief executive officer and general manager during his time with the team. He served as assistant general manager for the Panthers for three seasons before being promoted to general manager in February 2009.

STEVE GREELEY ASSISTANT GENERAL MANAGER

Steve Greeley is in his first season as assistant general manager for the Sabres after being named to the position in June 2017. Among his responsibilities, Greeley will oversee the team's pro scouting staff and player development department.

Greeley joins the Sabres after spending two seasons as the assistant director of player personnel for the New York Rangers. Before his tenure with the Rangers, Greeley spent two seasons as an associate coach at his alma mater, Boston University, where he played a vital role in the school's recruiting process.

Greeley also spent seven seasons (2006-07 to 2012-13) in the scouting department for the Los Angeles Kings and served as a regional scout for the U.S. National Team Development Program from 2009 to 2012 and again from 2015 to 2017.

MARK JAKUBOWSKI VICE PRESIDENT OF HOCKEY ADMINISTRATION

Mark Jakubowski begins his 13th year with the Sabres and his first as vice president of hockey administration. Before moving to his new role, Jakubowski spent seven seasons serving as assistant to the general manager and the previous three seasons as the team's assistant general manager.

His responsibilities include salary cap analysis, contract research relating to player negotiations and arbitrations, managing player transfers, team roster administration, and all matters relating to compliance with the NHL Collective Bargaining Agreement and other NHL agreements.

PHIL HOUSLEY HEAD COACH



Phil Housley enters his first season behind the bench for the Sabres after being named the 18th head coach in Buffalo's franchise history. The Hockey Hall of Famer and former Sabres defenseman becomes the seventh alumnus to serve as the team's head coach.

Housley joined the Sabres after helping to guide the Nashville Predators to their first Stanley Cup Final appearance in franchise history. Named an assistant coach on May 22, 2013, Housley was a driving force behind one of the NHL's best defensive groups throughout his tenure.

During his four seasons in Nashville, the Predators ranked in the top two in the league in goals by defensemen every season and finished in the top half in fewest goals allowed in each of the last three seasons. Under his tutelage, Nashville had at least one player finish in the top five in voting for the James Norris Memorial Trophy every season from 2013-14 to 2015-16. The award is given annually to the league's best defenseman.

A native of South St. Paul, Minnesota, Housley began his coaching career in 2004 as head coach of Stillwater Area High School in Minnesota. During his nine seasons at the helm, Housley turned around the school's program while also accepting numerous opportunities to coach for Team USA at the international level.

Throughout his time with USA Hockey, Housley has served as an assistant coach at two IIHF World Junior Championships and three IIHF World Championships. Most notably, he served as the head coach when Team USA won the gold medal at the 2013 IIHF World Junior Championship. He was also an assistant coach for Team USA at the 2016 World Cup of Hockey.

Drafted by the Sabres in the first round (6th overall) of the 1982 NHL Draft, Housley went on to play 21 seasons in the NHL. His 1,232 career points (338+894) rank first among American defensemen and fourth among NHL defensemen all-time. He is also the Sabres' career and individual-season leader in goals, assists and points by a defenseman. Each of his eight seasons in Buffalo rank among the top 10 single-season point totals by a Sabres defenseman.

Internationally, Housley was a part of USA's gold medal team at the 1996 World Cup of Hockey, as well as the American squad that took home silver at the 2002 Winter Olympics. He also represented the United States at six IIHF World Championships, one IIHF World Junior Championship and two Canada Cups.

A member of the Buffalo Sabres, USA Hockey and IIHF Halls of Fame, Housley was inducted into the Hockey Hall of Fame in 2015. During his career, he played in seven All-Star Games and was named to the All-Rookie Team in 1983.

DAVIS PAYNE ASSOCIATE COACH



Davis Payne will serve as the Sabres' associate coach in 2017-18 during his first season with the organization.

Payne joined the Sabres in July 2017 after spending the last five seasons as an assistant coach for the Los Angeles Kings. During his time in Los Angeles, Payne and the Kings won the Stanley Cup in 2014 and advanced to the Western Conference Final in 2013. Prior to his time in Los Angeles, Payne spent parts of three seasons as head coach of the St. Louis Blues, who posted a 67-55-15 record during his tenure.

The Kamloops, British Columbia native joined the Blues' organization in 2007 as an assistant coach for the Peoria Rivermen (AHL). He was named head coach of Peoria before the 2008-09 season, a post he held until becoming the Blues' head coach during the 2009-10 campaign.

CHRIS HAJT ASSISTANT COACH



Chris Hajt joins the Sabres as assistant coach for the 2017-18 season after being named to the position in July 2017.

Hajt spent the last three seasons as an assistant coach for the Los Angeles Kings' AHL affiliate, where he helped guide the Manchester Monarchs to a Calder Cup Championship after the 2014-15 season. The team also made the playoffs in each of the last two seasons as the Ontario Reign, including a division title in 2015-16.

The Saskatoon, Saskatchewan native and son of Sabres alumnus Bill Hajt also served as an assistant coach for the Guelph Storm (OHL) from 2008 to 2014. During his time in Guelph, the team made the playoffs in all six of his seasons and won an OHL championship in 2014. A former defenseman, Hajt played six NHL games for the Edmonton Oilers and Washington Capitals, adding 91 points (20+71) in 477 career AHL contests.

TOM WARD ASSISTANT COACH



Tom Ward returns to the Sabres for his second season as assistant coach in 2017-18. Before joining the Sabres, Ward spent 18 seasons as the head coach for the Shattuck St. Mary's Boys Prep Team. Under his tutelage, Shattuck captured nine USA Hockey National Championships and finished as runners-up once. In addition to his coaching experience, Ward also served as the school's director of hockey from 2004 to 2016, during which time Shattuck's hockey teams combined to win 22 National Championships.

Prior to his time with Shattuck, Ward served as an assistant coach at the University of Minnesota (WCHA) from 1995 to 1999. He also spent six seasons with the St. Paul Vulcans (USHL), including three seasons as the team's head coach and general manager. Internationally, Ward served as an assistant coach for Team USA at the 2010 and 2012 IIHF World Junior Championships, winning a gold medal with the 2010 squad.

ANDREW ALLEN GOALTENDING COACH



Andrew Allen is in his third season as the Sabres' goaltending coach after being appointed to the position in July 2015. His main duties with the team involve working with Buffalo's NHL netminders.

Allen came to the Sabres after spending four seasons as the developmental goaltending coach for the Chicago Blackhawks. In that role, Allen oversaw the development of goaltenders playing for the Blackhawks' AHL affiliate, the Rockford IceHogs. Prior to his time with Chicago, Allen spent three seasons as goaltending coach for St. Lawrence University (ECAC).

Before his coaching career, Allen played professional hockey for five seasons as a goaltender, including AHL stints with the Utah Grizzlies, Hershey Bears, Binghamton Senators and Providence Bruins. He also compiled a 76-43-15 record in 142 ECHL games. Before beginning his professional career, the Vankleek Hill, Ontario native spent four seasons backstopping the University of Vermont Catamounts (ECAC).

MAT MYERS VIDEO COACH




Mat Myers joined the Sabres in July 2017 and enters his first season as video coach for the Sabres in 2017-18.

Myers joined the Sabres after spending two seasons as the video coordinator for the Nashville Predators, where he worked with Sabres head coach Phil Housley. During his time in Nashville, the Predators won the Western Conference and made their first Stanley Cup Final appearance in franchise history after the 2016-17 season.


Prior to joining the Predators, Myers spent two seasons with USA Hockey as the video coordinator for the U.S. Women's National Team, where his responsibilities included pre-scout and post-game video analysis for every IIHF tournament. During his time with USA Hockey, Myers earned three gold medals, including one at the 2015 IIHF Women's World Championship.

A native of Manchester, New Hampshire, Myers graduated from the University of New Hampshire in 2013 with a bachelor's degree in communications. While at New Hampshire, Myers worked with the school's hockey team as the video coordinator.

HOCKEY DEPARTMENT

**RYAN JANKOWSKI**
Director of Scouting**JEFF CRISP**
Assistant Director
of Amateur Scouting**JERRY FORTON**
Head of Collegiate
Scouting**JEREMIAH CROWE**
Pro Scout**JOHN VAN BOXMEER**
Pro Scout**GRAHAM BEAMISH**
Pro Scouting Coordinator**JAN AXEL-ALAVAARA**
Amateur Scout**CORY BANIKA**
Amateur Scout**KEVIN DEVINE**
Amateur Scout**SCOTT HALPENNY**
Amateur Scout**FRANK MUSIL**
Amateur Scout**TEEMU NUMMINEN**
Amateur Scout**TOM O'CONNOR**
Amateur Scout**RON PYETTE**
Amateur Scout**ROB RILEY**
Amateur Scout**MIKE ROONEY**
Amateur Scout**MATT TIESLING**
Amateur Scout**AUSTIN DUNNE**
Amateur Scouting
Coordinator**JASON NIGHTINGALE**
Coordinator of Analytic-
Related Hockey Evaluation**COLE BURKHALTER**
Coordinator of
Team Services**BRETT RUFF**
Coordinator of Hockey
Administration**KYLE KIEBZAK**
Head of Hockey IT

EQUIPMENT STAFF

**RIP SIMONICK**
Equipment Manager**DAVE WILLIAMS**
Equipment Manager**GEORGE BABCOCK**
Assistant Equipment
Manager**KEITH HAYES**
Equipment Assistant

PLAYER DEVELOPMENT



KRYZ BARCH
Player Development
Coach



MIKE KOMISAREK
Player Development
Coach



ADAM MAIR
Player Development
Coach



SEAMUS KOTYK
Goaltender Development
Coach

PERFORMANCE DEPARTMENT



LES BISSON, M.D.
Medical Director



ED GANNON
Strength & Conditioning
Coach



J.T. ALLAIRE
Strength & Conditioning
Coach




RICH STINZIANO
Head Athletic Trainer



MICHAEL ADESSO
Assistant Athletic Trainer/
Physical Therapist




JOE COLLINS
High Performance
Manager



BRETT CROMPTON
Massage Therapist




DENNIS MILLER
Rehab & Development



KATY TRAN TURNER
Human Science



JOANNE CLUBB
Applied Sports Scientist



DEAN HIGHAM
Applied Sports Scientist

MEDICAL STAFF



MARC FINEBERG, M.D.
Head Team Physician



WILLIAM HARTRICH, M.D.
Team Physician



DAVID CROGLIO, D.D.S.
Team Dentist

LEGAL, FINANCE & ADMINISTRATION



DAVID S. ZYGAJ
VP of Legal Affairs



KIM SZYMANOSKI
Paralegal



KRISTIN ZIRNHELD
Corporate Controller



LYNN SLANOVICH
Senior Accounting
Manager



ERIC MCGUIRE
Accounting Manager



DENA FOWLER
Payroll Specialist



BIRGID HAENSEL
Payroll Specialist



CHRISTY HARDWICK
Payroll Specialist




KIM BINKLEY
Accounts Payable
Coordinator



MARILYN McCABE
Senior Accountant



GABRIELLE WILSON
Senior Accountant



JOHN KOLKOWSKI
Staff Accountant



MAGGIE STEWART
Staff Accountant



AMY TERRANOVA
Finance Business
Administrator



TONI ADDEO
Executive Assistant



NADINE LEONE
Team Concierge/
Executive Assistant



ROB CREAN
Director of World Junior
Championship

HUMAN RESOURCES



CHRISTIE JOSEPH
VP of Human Resources



ERIN FIERLE
Senior Human
Resources Manager



HOLLY WEISKERGER
Human Resources
Manager



TERRI O'BRIEN
Associate Human
Resources Manager




GINA REAGAN
HR Systems and
Project Manager



KAYLA COLLINS
Human Resources
Coordinator




AMANDA WESTFALL
Human Resources
Coordinator



ANNMARIE SCHNEIDER
Recruiter

BROADCAST & GAME PRESENTATION



CHRISANNE BELLAS
VP of Boardcasting



JOE PINTER
TV Producer



ERIC GROSSMAN
TV Director



JASON WIESE
Production Manager



RAY RIEL
Broadcast Engineer




TOM MEKA
Production Assistant



RICK JEANNERET
Play-by-Play Announcer



ROB RAY
Color Commentator



DAN DUNLEAVY
Play-by-Play Announcer/
Reporter




BRIAN DUFF
Studio Host



MARTIN BIRON
Studio Analyst



KELSEY SCHNEIDER
Director of Game
Presentation




KELSEY LANDERS
Game Presentation
Coordinator




JEFF HILL
Videoboard Director/
Editor


MEDIA & COMMUNITY RELATIONS



CHRIS BANDURA
VP of Media
Relations



IAN OTT
Manager of Media
Relations



CHRIS DIERKEN
Coordinator of Media
Relations



RICH JURELLER
VP of Community Relations/
Pres. of Sabres Foundation



TERESA BELBAS
Manager of Community
Relations



NICK FEARBY
Coordinator of Community
Relations



ED GRUDZINSKI
Youth Hockey Manager



PATRICK KALETA
Youth Hockey
Ambassador




LARRY PLAYFAIR
Director of Alumni
Relations

MARKETING




TOM MATHENY
CRM Administrator



CARA MURPHY
Marketing Manager



CHRIS RYNDAK
Content Marketing
Manager



JOURDAN LaBARBER
Content Marketing
Coordinator

TICKET OPERATIONS



JOHN SINCLAIR
VP of Tickets & Services



MARTY MALONEY
Director of Ticket Operations



PAUL BARKER
Box Office Manager



GRETCHEN KNOTT
Box Office Coordinator



MELISSA EAGEN
Ticket Administrator




JACOB BETT
Ticket Sales Representative



CASEY JENKINS
Ticket Sales Representative



GREG METZEN
Ticket Sales Representative



MELISSA RUGG
Ticket Administrator



ROXANNE ANDERSON
Senior Account Services Representative



BRIAN BILSKI
Account Services Representative




RYAN GILBERT
Account Services Representative



CHRIS MILLER
Account Services Representative



DAN RISTINE
Account Services Representative



NATE SHIVELY
Account Services Representative



SARALYNN RUHLAND
Receptionist

MERCHANDISE



MIKE KAMINSKA
Director of Merchandise



GLENN BARKER
Merchandise Manager - Inventory Control




JEFF SMITH
Merchandise Manager - Event Sales



THERESA CERABONE
Store Manager



DASHAWN RICHARDSON
Assistant Store Manager



JONATHON CALARCO
Assistant Store Manager

INFORMATION TECHNOLOGY



TODD HENZLER
Director of Information Technology



NATE BROZYNA
Advanced Support Specialist



MICHAEL WALKER
IT Support Specialist

ARENA OPERATIONS



STAN MAKOWSKI, JR.
VP of Arena Operations



BETH GUILIANI GATTO
Director of
Arena Operations



ROBERT NEUMANN
Senior Event Manager



LAURA HETTRICK
Event Manager



DAVE KUTTER
Event Manager



MARC BRENNER
Director of Security



DENNIS HOOPER
Director of
Building Services



MIKE QUEENO
Technical Communications
Manager



TREVOR ECKLUND
Technical Communications
Manager



BRUCE JOHNSON
Chief Engineer



BRIAN HALL
Lead Engineer



JUD HAGER
Maintenance Manager



MICHAEL DESTINO
Maintenance Crew



JASON SATTELBERG
Maintenance Crew



STEPHEN GORE
Maintenance Crew



TIM ZAWADSKI
Maintenance Crew



ANDREW CHAMBERLIN
Head Ice Technician



RASHAD DUKES
Utility Crew Supervisor




GUNNAR HEINTZ
Utility Crew



RODNEY BAILEY
Housekeeping Manager




JAMES GEORGE
Housekeeping



NICOLE VARI
Housekeeping



JULIE KRZYZANOSKI
Operations Assistant



AARON ACKER
Security Officer



DEREK JAWOREK
Security Officer



JAMES McDUFFIE
Security Officer



JOSEPH MEJAK
Security Officer




AMANDA SZULIST
Security Officer



DON WEGRYNOWSKI
Security Officer



GREG WINGERTER
Security Officer



**KENNETH ALEXANDER
WRIGHT-VASQUEZ**
Security Officer



SAM BUFFUM
Parking Manager




JACOB HAGER
Assistant Parking
Manager

BUSINESS DEVELOPMENT



CHRIS COSTANZO
VP of Premium Seating



CHARLIE CANNAN
Director of Events



KELLEY VAN NESS
Director of Corporate Partnerships



JOE FOY
Director of Corporate Sales




NEAL McMULLEN
Director of Corporate Sales



ASHLEY MEGANCK
Director of Corporate Sales



RYAN GUERINET
Senior Manager of Corporate Partnerships



KYLE GEORGER
Manager of Corporate Partnerships



DANIEL MCCARTHY
Manager of Corporate Partnerships



SARA PETRONE
Mgr. of Corporate Partnerships & Special Projects



JONATHAN LATKE
Manager of Corporate Sales



MELISSA PALGUTT
Manager of Premium Seating




DAWN CHILCOTT
Senior Coordinator of Business Development



KATY RYAN
Senior Coordinator of Corporate Partnerships



JOHN RICOTTA
Senior Coordinator of Premium Sales



EMILY MAGAVERN
Coordinator of Corporate Partnerships



MATTHEW SMACZNIAK
Coordinator of Corporate Partnerships




KRISTY WILENSKY
Coordinator of Corporate Partnerships



DAN PETERS
Traffic Coordinator



LAUREN YURKO
Administrative Assistant



SARA SCHULLER
PicSix Account Manager



JENNIFER VAN RYSDAM
VP of Arena Events



KEVIN KENNEDY
Arena Marketing Manager



MICHELLE MITCHELL
Coordinator of Suite Services

MEDIA & CONTENT



MARK HONAN
SVP of Media and Content




MICHELLE GIRARDI ZUMWALT
Senior Producer



STEVE ASPOSTO
Senior Director of Broadcast Engineering




DON HEINS
Director of Communications



LAUREN HALL
Multimedia Journalist



JAY HARRIS
Producer



JORDAN TERITTO
Associate Producer



GEORGE BLAS
Production Assistant


CREATIVE SERVICES



MARK BLASZAK
Director of Videography



DREW BOEING
Director of Video Production




BRYAN MATTHEWS
Director of Motion Design




AARON LaPORTA
Creative Director



VICKI SITEK
Creative Director




KIM VARA
Traffic Manager



LINDSEY CABER
Senior Graphic Designer



MELISSA GEBHARDT
Senior Graphic Designer



KRISTINE HOTCHKISS
Graphic Designer



CHELSEA KOWALIK
Graphic Designer



JUSTIN LOWE
Graphic Designer



SEAN PANTLING
Graphic Designer



DANIELLE PODESZEK
Graphic Designer




GINA MARINELLI
Traffic Coordinator



JASON HOLLER
Senior Producer/Editor



JOSEPH DeBENEDICTIS
Senior Editor



MIKE BAHRENBURG
Editor



SCOTT BALZER
Editor



CJ GATES
Editor



DAVID JACKSON
Motion Designer



ERIC HEINE
Motion Designer



PATRICK WORRELL
Motion Designer




SAM KOROTKIN
Senior Videographer



TRAVIS CARLSON
Videographer



MARC DAVIES
Videographer



ALLEN LEIGHT
Videographer



AARON RIZZO
Videographer



BEN WOODY
Videographer



BILL WIPPERT
Team Photographer



SARA SCHMIDLE
Photo Editor

FINANCE & ADMINISTRATION



KYLE ALLEN
Manager of Reporting & Analytics



KANDACE KOWALSKI
Office Manager

MARKETING




JOHN DURBIN
Director of Marketing



SCOTT MINER
Director of Business Solutions




GREGG PASTORE
Director of Digital & Social Media Strategy



TAYLOR GAHAGEN
Director of Brand Strategy & Development



RACHEL CAPPELLINO
Sr. Manager of Digital Partnerships




MAJA ALKALFIC
Coordinator of Digital Partnerships




JESSICA BALDWIN
Marketing Manager



JACQUIE GRECO
Hospitality Marketing Manager



TED JARMUZ
Digital Marketing Coordinator



CRAIG KANALLEY
Social Media Editor



ZACHARY SPECHT
Social Media Editor



ANNA STOLZENBURG
Social Media Editor



KELSEY SWEET
Social Media Editor



MATT CIESLIK
Brand Coordinator




MADELINE VAN REMMEN
Solutions Developer




GLEN NOWORYTA
Solutions Developer



KRISTIE MANZELLA
Media Buyer & Strategist



NICHOLAS RUGGIERO
Project Manager



EMMA CALLINAN
Loyalty Coordinator



EVAN BARRICK
Analytics Coordinator



CHRIS O'CONNELL
Insights Coordinator

HOSPITALITY



DOMINIC VERNI
VP of Hospitality



CHRIS DIFIGLIA
Director of Food & Beverage



RON KUBIAK
Director of Culinary




MICHAEL HAEFNER
Buffalo Sabres Executive Chef



MITCHELL GUNTHER
Buffalo Sabres Sous Chef




KATHERINE DIMINSKI
Buffalo Sabres Sous Chef

CHRIS BANDURA VICE PRESIDENT OF MEDIA RELATIONS

Chris Bandura is in his 13th season with the Sabres organization and first as the team's vice president of media relations. Prior to his current role, Bandura spent six seasons as the team's director of media relations after spending his first six seasons as the team's media relations coordinator. Bandura oversees all communications and media relations efforts for the Sabres, serving as the team's spokesman and primary media contact at home and on the road. Among his chief duties in this role is serving as the liaison between media members and the Sabres organization, including players and hockey department personnel.

Before joining the Sabres, Bandura spent two years as the media relations coordinator for the Rochester Sports Group, which included the Rochester Americans (AHL), Rochester Raging Rhinos (USL First Division), Rochester Knighthawks (NLL) and Rochester Rattlers (MLL). Prior to his stint in Rochester, Bandura was the vice president of operations for the Columbus Landsharks of the National Lacrosse League (2001-2003). He has also spent time in the NLL front office as the director of media relations (1999-00) after graduating from Utica College of Syracuse University in 1999.

IAN OTT MANAGER OF MEDIA RELATIONS

Ian Ott is in his eighth season as member of the Buffalo Sabres' media relations department and third as the team's manager of media relations. After serving as the Sabres' media relations graduate assistant during the 2010-11 season, Ott joined the team on a permanent basis in July 2011. Some of Ott's primary duties include overseeing press box operations, serving as the editor of team publications and preparing the team's game notes. He is also responsible for overseeing media relations efforts for the Buffalo Bandits (NLL). A graduate of SUNY Oswego, Ott worked for the school's sports information department and its student-run newspaper, The Oswegonian, while earning a bachelor's degree in journalism.

CHRIS DIERKEN COORDINATOR OF MEDIA RELATIONS

Chris Dierken is in his fourth season with the Buffalo Sabres media relations department after spending the 2014-15 season as the department's graduate assistant. Before joining the Sabres full-time, Dierken served as an intern for the team's public relations department in 2012-13. He also spent time with the Buffalo Bills' media relations department and served as the communications coordinator for the Reno Aces, the Triple-A affiliate of the Arizona Diamondbacks. He graduated with a journalism degree from SUNY Buffalo State in 2013, where he was the sports editor of the school's newspaper, The Record, and worked in the sports information department.

MEDIA RELATIONS ASSTANTS

NICOLE DEL VILLANO



JAMES DONOVAN



2017-18 BUFFALO SABRES MEDIA GUIDE

THE PLAYERS






VICTOR
ANTIPIIN

93

Dec. 6, 1992 | Ust-Kamenogorsk, Kazakhstan

5 ft 11 in | 175 lbs

CAREER TRANSACTIONS



Signed by Buffalo as an unrestricted free agent, May 25, 2017.

SEASON STATS 2016-17

Earned a Golden Helmet as a member of the KHL's First All-Star Team • Set career-best marks in KHL games played (59), assists (18), points (24) and shots on goal (80) • Earned KHL Defenseman of the Week honors (11/27) after logging four points (2+2), including two game-winning goals, and a plus-3 rating from 11/21-11/25 • Topped his previous playoff highs in goals (7) and points (11); his seven postseason goals led all KHL defensemen • Was named KHL Defenseman of the Week during the Gagarin Cup Finals after totaling three goals in a five-game series against SKA St. Petersburg • Helped Russia to a bronze medal at the 2017 IIHF World Championship with four assists in 10 games.

CAREER STATS

2015-16: Recorded three points (2+1) in his 200th professional game at Avtomobilist Yekaterinburg (1/18) • Won his second Gagarin Cup with Magnitogorsk after logging seven points (3+4) in 23 postseason contests • Led all KHL skaters with 35 blocked shots in the playoffs • Won a bronze medal with Russia at the 2016 IIHF World Championship... **2014-15:** Was awarded the KHL Gentleman on Ice Award after finishing the season with just four penalty minutes in 54 games • Recorded an assist in his 100th professional game vs. Atlant Moscow Oblast (9/8) • Won a silver medal with Russia at the 2015 IIHF World Championship... **2013-14:** Won his first Gagarin Cup with Magnitogorsk, leading all KHL defensemen with four playoff goals • Earned KHL Defenseman of the Month honors in January after totaling five points (4+1) and a plus-14 rating in 11 games... **2012-13:** Was selected to play in the KHL All-Star Game in his first full KHL season • Led Magnitogorsk defensemen and tied for fourth among all KHL blueliners with a career-best 10 goals in his rookie season • Earned KHL Rookie of the Month honors in November with six points (3+3) in nine games • Recorded a career-high four points (2+2) and a plus-four rating vs. Spartak Moscow (12/3)... **2011-12:** Appeared in two games in his first professional season with Magnitogorsk • Made his KHL debut at Atlant Moscow Oblast (10/20) • Recorded 14 points (4+10) in 44 games for Magnitogorsk's junior team, earning Defenseman of the Month honors in November • Won a silver medal with Russia at the 2012 IIHF World Junior Championship.

ANTIPIIN VS. NHL

TEAM	GP	G	A	P	PIM
Anaheim	0	0	0	0	0
Arizona	0	0	0	0	0
Boston	0	0	0	0	0
Buffalo	0	0	0	0	0
Calgary	0	0	0	0	0
Carolina	0	0	0	0	0
Chicago	0	0	0	0	0
Colorado	0	0	0	0	0
Columbus	0	0	0	0	0
Dallas	0	0	0	0	0
Detroit	0	0	0	0	0
Edmonton	0	0	0	0	0
Florida	0	0	0	0	0
Los Angeles	0	0	0	0	0
Minnesota	0	0	0	0	0
Montreal	0	0	0	0	0
Nashville	0	0	0	0	0
New Jersey	0	0	0	0	0
NY Islanders	0	0	0	0	0
NY Rangers	0	0	0	0	0
Ottawa	0	0	0	0	0
Philadelphia	0	0	0	0	0
Pittsburgh	0	0	0	0	0
San Jose	0	0	0	0	0
St. Louis	0	0	0	0	0
Tampa Bay	0	0	0	0	0
Toronto	0	0	0	0	0
Vancouver	0	0	0	0	0
Washington	0	0	0	0	0
Winnipeg	0	0	0	0	0
NHL Totals	0	0	0	0	0

CAREER STATS

REGULAR SEASON

PLAYOFFS

SEASON	TEAM	LEAGUE	GP	G	A	P	+/-	PIM	PP	SH	GW	S	S%	GP	G	A	P	PIM
2008-09	Magnitogorsk	RUS-U17	26	2	7	9	-	14	-	-	-	-	-	-	-	-	-	-
2009-10	Magnitogorsk	RUS-Jr.	39	2	9	11	23	22	1	0	0	48	4.2	5	0	0	0	2
	Russia	WJ18	7	1	1	2	0	6	1	0	0	11	9.1	-	-	-	-	-
2010-11	Magnitogorsk	RUS-Jr.	44	4	10	14	28	68	1	0	1	64	6.2	17	4	2	6	8
	Magnitogorsk	KHL	2	0	0	0	-1	0	0	0	0	0	0.0	-	-	-	-	-
2011-12	Magnitogorsk	RUS-Jr.	40	6	19	25	25	18	0	0	1	72	8.3	11	2	4	6	0
	Russia	WJC	7	0	2	2	5	2	0	0	0	5	0.0	-	-	-	-	-
2012-13	Magnitogorsk	KHL	50	10	11	21	9	8	8	0	2	72	13.9	7	1	2	3	0
2013-14	Magnitogorsk	KHL	45	9	8	17	27	16	5	0	2	72	12.5	21	4	5	9	25
2014-15	Magnitogorsk	KHL	54	5	16	21	12	4	2	0	1	74	6.8	10	2	5	7	0
	Russia	WC	10	0	3	3	7	2	0	0	0	8	0.0	-	-	-	-	-
2015-16	Magnitogorsk	KHL	56	6	9	15	9	8	3	0	0	72	8.3	23	3	4	7	8
	Russia	WC	6	0	1	1	6	6	0	0	0	6	0.0	-	-	-	-	-
2016-17	Magnitogorsk	KHL	59	6	18	24	10	8	2	0	2	80	7.5	18	7	4	11	2
	Russia	WC	10	0	4	4	5	0	0	0	0	8	0.0	-	-	-	-	-



NATHAN
BEAULIEU
Dec. 5, 1992 | Strathroy, ON

82
6 ft 2 in | 200 lbs

CAREER GAME HIGHLIGHTS



Goals: 1, (7x). Most recent: 4/8/17 at DET
Assists: 2, (3x). Most recent: 3/30/17 vs. FLA
Points: 3, 1/4/17 at DAL (1+2)
Penalty Minutes: 17, 2/14/15 vs. TOR
Longest Point Streak: 3 games, 1/3/17 at NSH to 1/7/17 at TOR (1+4)

BEAULIEU VS. NHL

TEAM	GP	G	A	P	PIM
Anaheim	5	0	2	2	0
Arizona	6	0	2	2	0
Boston	12	0	2	2	21
Buffalo	10	0	0	0	18
Calgary	6	1	2	3	2
Carolina	8	0	2	2	2
Chicago	5	0	0	0	0
Colorado	4	0	0	0	0
Columbus	9	0	3	3	5
Dallas	4	1	3	4	7
Detroit	11	1	1	2	8
Edmonton	7	0	0	0	2
Florida	9	0	6	6	4
Los Angeles	4	0	1	1	0
Minnesota	4	0	0	0	4
Montreal	0	0	0	0	0
Nashville	6	0	1	1	0
New Jersey	9	0	5	5	0
NY Islanders	9	1	3	4	6
NY Rangers	8	0	2	2	2
Ottawa	13	2	3	5	4
Philadelphia	10	0	1	1	2
Pittsburgh	10	0	1	1	4
San Jose	4	0	1	1	0
St. Louis	4	0	2	2	5
Tampa Bay	12	0	1	1	16
Toronto	13	0	4	4	23
Vancouver	6	1	1	2	0
Washington	10	0	1	1	12
Winnipeg	7	0	3	3	5

NHL Totals 225 7 53 60 152

CAREER TRANSACTIONS

Acquired by Buffalo from Montreal in exchange for a third-round pick (68th overall) in the 2017 NHL Draft, June 17, 2017; Selected by Montreal in the first round (17th overall) of the 2011 NHL Draft.

SEASON STATS 2016-17

Set career-high totals in every major category, including games played (74), goals (4), assists (24) and points (28)
 • Returned to action vs. NJD (12/8), after missing six games with an upper-body injury sustained vs. OTT (11/22)
 • Set a personal-high with a plus-4 rating vs. COL (12/10) • Played a career-high 28:22 vs. CBJ (12/23) • Tied for seventh among NHL defensemen with a plus-9 rating in December • Set a new career high with three points (1+2) at DAL (1/4) • Tied to lead Canadiens in January in assists (9 - ranked third among NHL defensemen), points by a defenseman (10) and power-play points (7 - tied for fourth-most in the NHL) • Played his 200th career game at COL (2/7).

CAREER STATS

2015-16: Tied his career-high with 64 games played, setting new career-high marks in goals (2), assists (17) and points (19) • Appeared in his 100th career game vs. WPG (11/1) • Set a personal high with two points (1+1) at NYI (11/20) • Returned to action at BUF (3/16) after missing 10 games with a lower-body injury suffered vs. NSH (2/22) • Established a season high with 24:36 of ice time vs. NYR (3/26) • Suffered a season-ending broken thumb at TBL (3/31)... **2014-15:** Set a personal high with 17 penalty minutes vs. TOR (2/14) • Scored his first NHL goal at OTT (2/18) • Played a season high of 25:29 at STL (2/24) • Had assists in consecutive games 12/30-1/2 and 3/28-3/30... **2013-14:** Appeared in 17 games during his second NHL season, tallying two assists • Appeared in 57 games with Hamilton (AHL); led all Bulldogs defensemen in assists (20) and shots (150)... **2014 Playoffs:** Played his first career playoff game in the NHL and posted his first career playoff point (assist) vs. BOS (5/12)... **2012-13:** Led the Hamilton Bulldogs in assists (24) and tied for the lead in points (31) during his first professional season • Was named the Bulldogs' Most Valuable Player, Top Rookie of the Year and Top Defenseman of the Year (tied with J. Tinordi) • Tied to lead all Bulldogs defensemen in goals (7) • Played his first professional game at Grand Rapids (10/13) • Recorded his first professional point (assist) vs. Rochester (11/3) • Scored his first professional goal at Chicago (12/13) • Made his NHL debut with the Canadiens vs. NYR (3/30) • Recorded his first NHL point (assist) in his second NHL game vs. CAR (4/1) • Tied for the team lead in April with a plus-5 rating... **2011-12:** Led Saint John defensemen with 41 assists and 52 points • Was co-leader of the team with 17 power-play assists • Led Saint John defensemen in the playoffs in goals (4) and plus/minus (+27) and tied for the team lead in points (15) • Earned a bronze medal with Canada at the 2012 IIHF World Junior Championship... **2010-11:** Led Saint John defensemen in assists (33), points (45), plus/minus (+44), power-play goals (8), power-play assists (17) and power-play points (25) in the regular season • Led the team with 8 power-play assists in the playoffs • Helped Saint John to a Memorial Cup win, earning a selection to the tournament All-Star Team... **2009-10:** Led Saint John defensemen with 12 goals.





NATHAN
BEAULIEU

Dec. 5, 1992 | Strathroy, ON

82

6 ft 2 in | 200 lbs

CAREER STATS			REGULAR SEASON											PLAYOFFS				
SEASON	TEAM	LEAGUE	GP	G	A	P	+/-	PIM	PP	SH	GW	S	%	GP	G	A	P	PIM
2008-09	Saint John	QMJHL	49	2	8	10	-4	14	0	0	0	38	5.3	4	0	0	0	2
2009-10	Saint John	QMJHL	66	12	33	45	43	40	1	0	3	147	8.2	21	4	12	16	22
2010-11	Saint John	QMJHL	65	12	33	45	44	52	8	0	1	186	6.4	19	4	13	17	26
2011-12	Saint John	QMJHL	53	11	41	52	41	100	4	1	3	150	7.3	17	4	11	15	32
	Canada	WJC	6	0	1	1	-1	16	0	0	0	13	0.0	--	--	--	--	--
2012-13	Hamilton	AHL	67	7	24	31	-8	63	1	1	2	145	4.8	--	--	--	--	--
	Montreal	NHL	6	0	2	2	5	0	0	0	0	8	0.0	--	--	--	--	--
2013-14	Hamilton	AHL	57	7	20	27	-19	33	5	0	1	150	4.7	--	--	--	--	--
	Montreal	NHL	17	0	2	2	6	8	0	0	0	15	0.0	7	0	2	2	2
2014-15	Montreal	NHL	64	1	8	9	6	45	0	0	0	62	1.6	5	0	1	1	0
	Hamilton	AHL	8	2	2	4	-2	9	0	0	0	20	10.0	--	--	--	--	--
2015-16	Montreal	NHL	64	2	17	19	-6	55	1	0	0	74	2.7	--	--	--	--	--
2016-17	Montreal	NHL	74	4	24	28	8	44	2	0	1	118	3.4	5	0	1	1	0
NHL Totals			225	7	53	60	19	152	3	0	1	277	2.5	17	0	4	4	2


ZACH BOGOSIAN

July 15, 1990 | Massena, NY

47

6 ft 3 in | 221 lbs

CAREER GAME HIGHLIGHTS



Goals: 2, (3x). Most recent: 2/21/16 vs. PIT
Assists: 3, (2x). Most recent: 3/30/12 at CAR
Points: 3, (4x). Most recent: 2/21/16 vs. PIT (2+1)
Penalty Minutes: 17, (2x). Most recent: 1/18/16 at ARI
Longest Point Streak: 4 games, (2x). Most recent: 4/11/13 vs. FLA to 4/20/13 vs. NYI (2+5)

BOGOSIAN VS. NHL

TEAM	GP	G	A	P	PIM
Anaheim	9	2	2	4	7
Arizona	15	0	2	2	28
Boston	21	0	7	7	8
Buffalo	16	1	2	3	24
Calgary	9	0	3	3	2
Carolina	36	3	15	18	41
Chicago	15	1	3	4	4
Colorado	16	1	2	3	10
Columbus	14	0	4	4	24
Dallas	12	0	0	0	8
Detroit	16	2	2	4	4
Edmonton	10	2	3	5	19
Florida	33	5	12	17	27
Los Angeles	11	2	3	5	6
Minnesota	10	1	0	1	19
Montreal	27	4	6	10	45
Nashville	19	2	6	8	16
New Jersey	20	1	5	6	8
NY Islanders	20	4	3	7	8
NY Rangers	23	1	3	4	25
Ottawa	22	3	4	7	21
Philadelphia	23	1	1	2	8
Pittsburgh	23	3	6	9	6
San Jose	7	1	1	2	6
St. Louis	12	0	3	3	8
Tampa Bay	28	2	6	8	25
Toronto	24	3	8	11	35
Vancouver	9	1	1	2	8
Washington	30	3	7	10	25
Winnipeg	4	0	0	0	2

NHL Totals 534 49 120 169 477

CAREER TRANSACTIONS

Acquired by Buffalo from Winnipeg with Evander Kane and Jason Kasdorf in exchange for Tyler Myers, Drew Stafford, Joel Armia, the rights to Brendan Lemieux and a first-round pick in the 2015 Draft, February 11, 2015; Selected by Atlanta in the first round (third overall) of the 2008 NHL Draft.

SEASON STATS 2016-17

Games missed due to injury: 26; 20 – MCL sprain (11/3-12/16), six – rib (2/4-2/12) • The Sabres went 8-2-1 in games in which he recorded a point • Played in his 500th NHL game at CAR (1/13) • Scored his fourth career game-winning goal in overtime at MTL (1/21) • Set new career high with 33:29 of ice time vs. PIT (3/21).

CAREER STATS

2015-16: Games missed due to injury: 18; 17 – upper body (10/8-11/14), one – lower body (4/9) • Netted his first goal as a member of the Sabres at DET (12/1) • Contributed two assists vs. WSH (1/16), including the 100th assist of his career • Tied career highs with his fourth career three-point game (2+1) and third career two-goal game vs. PIT (2/21), including his first power-play goal since Dec. 31, 2011 • Tied a career high with three power-play goals • Finished the season with an average ice time of 23:24 per game in his 85 games played with the Sabres, the third-highest average career ice time ever recorded by a Sabres player, trailing only Alexei Zhitnik (531 GP, 25:32) and Christian Ehrhoff (192 GP, 23:55)... **2014-15:** Recorded a plus-5 rating vs. FLA (1/13) • Recorded an assist on the game-winning goal and played 25:28 of ice time at CHI (11/2) • Totaled 13 points (3+10) and a plus-1 rating in 41 games with Winnipeg • Made his Sabres debut vs. PHI (2/15) and recorded a game-high 11 hits • Logged a career-high 32:23 of ice time and led the Sabres with seven blocks and six hits at PHI (2/19) • Recorded his first Sabres point (assist) at CBJ (2/24) • Recorded a season-high seven shots and skated 26:54 of ice time at TBL (3/3) • Tallied an assist and skated a team-high 25:16 of ice time at OTT (3/6) • Skated a game-high 30:53 and had six hits at TOR (3/11) • Recorded his first multi-point (0+2) game as a member of the Sabres vs. CAR (4/6) • Led the Sabres in ice time in 16 of his 21 games with the team, averaging 26:39 per game... **2013-14:** Recorded an assist in his first game of the season at EDM (10/1) • Played in his 300th career NHL game vs. ANA (10/6) • Scored his first goal of the season at DET (11/12) • Missed 15 games on IR from 11/27-12/17 • Missed the last 10 games of the season with a back injury... **2012-13:** Played his first game of the 2012-13 season after returning from injury vs. PIT (2/15) • Recorded his first point of the season (assist) vs. BOS (2/17) • Scored his first goal of the season at NJD (2/24) • Scored the shootout winner, recorded an assist and recorded a fighting major at TOR (3/16) • Had a season-high nine shots on goal vs. CAR (3/30) • Recorded two assists vs. FLA (4/11) • Recorded his 100th career NHL point vs. TBL (4/16) • Recorded a four-game point streak (2+5) from 4/11-4/20, tying the longest point streak of his career... **2011-12:** Recorded a career-high 30 points (5+25) after 65 games played with the Jets • Recorded his first points (0+2) as a Jet vs. CAR (10/22) • Recorded two assists at FLA (10/31) • Scored a goal and earned two assists vs. ANA (12/17) • Recorded his 50th NHL assist and added his 51st at BOS (1/10) • Registered nine shots on goal vs. FLA (1/21), setting a new career high • Earned an assist in his first game back vs. FLA (3/1) after missing seven games due to injury • Recorded three assists at CAR (3/30) • Scored his fourth goal of the season and earned an assist at FLA (4/3) • Scored his fifth goal of the season and added an assist at NYI (4/5) • Ended season on a two-game multi-point streak (2+2)... **2010-11:** Scored his fifth goal of the season at PHI (3/12) • Posted his first multi-point game of the season (0+2) at TOR (2/7) • Scored the game-winning goal in overtime vs. NSH (12/6)... **2009-10:** Appeared in 81 games, posting 23 points (10+13) • Established career highs in games played, points, goals and assists • Tied the Thrashers franchise record for most goals (10) by a defenseman in a single season • Set a career best and tied for fifth on the team with three power-play goals • Ranked sixth on the team and second among defensemen with 155 shots on goal • Set a franchise record with 196 hits • Began the season with eight goals in the first 17 games • Scored his first goal in the season-opener vs. TBL (10/3) • Scored four goals in a four-game span from 10/ 22-10/31 • Scored



ZACH BOGOSIAN

July 15, 1990 | Massena, NY

47

6 ft 3 in | 221 lbs

CAREER STATS

goals in back-to-back games 11/13 and 11/15 • Skated in a career high 29:13 of ice time vs. BOS (11/19) • Scored his 10th goal of the season vs. TOR (3/25)... **2008-09:** Posted 19 points (9+10) in 47 games during his first NHL season • Led all first-year NHL defensemen in goals and ranked fourth in points • Tied for second among rookie defensemen with a plus-11 rating • Led team defensemen in goals and ranked third in points • Made his NHL debut vs. WSH (10/10) • Missed 28 games due to injury from 10/30-12/30 • Returned to the lineup at CAR (12/31) • Appeared in five games with Chicago (AHL) during a conditioning stint from 1/3-1/11, scoring one goal • Earned his first career NHL points (1+1) at NSH (1/17) • Recorded four points (2+2) in two games from 1/17-1/20 • Posted a season-high three points (0+3) at LAK (2/16) • Scored his first career game-winning goal at COL (3/10) • Skated in a season-high 28:32 of ice time and took a season-high six shots at BUF (3/14) • Scored a season-high two goals vs. FLA (4/9) • Earned 11 points (6+5) in his last 16 games of the season • Made his international debut with the United States at the 2009 IIHF World Championship in Switzerland, recording one assist in nine games... **2007-08:** Recorded 61 points (11+50) in 60 games with the Peterborough Petes (OHL) • Named to the OHL First All-Star Team • Appeared in the OHL All-Star Classic and the Canadian Hockey League Top Prospects Game... **2006-07:** Made his OHL debut with the Peterborough Petes, tallying 33 points (7+26) in 67 games • Ranked second among team defensemen and rookies in points • Ranked third overall on the Petes with seven power play goals • Appeared in his first OHL game vs. Brampton (9/21) • Recorded his first career OHL point with one goal vs. Belleville (10/5).

CAREER STATS

CAREER STATS			REGULAR SEASON											PLAYOFFS				
SEASON	TEAM	LEAGUE	GP	G	A	P	+/-	PIM	PP	SH	GW	S	S%	GP	G	A	P	PIM
2006-07	Peterborough	OHL	67	7	26	33	-6	63	7	0	-	-	-	-	-	-	-	-
2007-08	Peterborough	OHL	60	11	50	61	8	72	6	0	-	-	-	5	0	3	3	8
2008-09	Atlanta	NHL	47	9	10	19	11	47	2	1	1	90	10.0	--	--	--	--	--
	United States	WC	9	0	1	1	-	2	-	-	-	-	-	-	-	-	-	-
	Chicago	AHL	5	1	0	1	-5	0	1	0	0	17	5.9	-	-	-	-	-
2009-10	Atlanta	NHL	81	10	13	23	-18	61	3	1	0	155	6.4	--	--	--	--	--
2010-11	Atlanta	NHL	71	5	12	17	-27	29	0	0	1	155	3.2	--	--	--	--	--
2011-12	Winnipeg	NHL	65	5	25	30	-3	71	1	0	0	150	3.3	--	--	--	--	--
2012-13	Winnipeg	NHL	33	5	9	14	-5	29	0	0	0	85	5.9	--	--	--	--	--
2013-14	Winnipeg	NHL	55	3	8	11	3	48	0	0	0	134	2.2	--	--	--	--	--
2014-15	Winnipeg	NHL	41	3	10	13	1	40	0	0	0	74	4.1	--	--	--	--	--
	Buffalo	NHL	21	0	7	7	-7	38	0	0	0	51	0.0	--	--	--	--	--
2015-16	Buffalo	NHL	64	7	17	24	-11	68	3	0	1	121	5.8	--	--	--	--	--
2016-17	Buffalo	NHL	56	2	9	11	-17	46	0	0	1	73	2.7	--	--	--	--	--
NHL Totals			534	49	120	169	-73	477	9	2	4	1,088	4.5	--	--	--	--	--
Buffalo Totals			141	9	33	42	-35	152	3	0	2	245	3.7	--	--	--	--	--





NICOLAS DESLAURIERS

Feb. 22, 1991 | LaSalle, QC

44

6 ft 1 in | 215 lbs

CAREER GAME HIGHLIGHTS



Goals: 1, (12x). Most recent: 3/18/16 vs. OTT
Assists: 1, (18x). Most recent: 3/11/17 vs. CBJ
Points: 2, 12/27/14 vs. NYI (1+1)
Penalty Minutes: 10, (3x). Most recent: 3/19/16 at TOR
Longest Point Streak: 3 games, (2x). Most recent: 12/21/14 at BOS to 12/27/14 vs. NYI (2+2)

CAREER TRANSACTIONS

Acquired by Buffalo from Los Angeles with Hudson Fasching in exchange for Brayden McNabb, Jonathan Parker, a second-round pick in the 2014 NHL Draft and a second-round pick in the 2015 NHL Draft, March 5, 2014; Selected by Los Angeles in the third round (84th overall) of the 2009 NHL Draft.

SEASON STATS 2016-17

Games missed due to injury: 19 – knee (10/30-11/25) • Logged a season-high 12:39 of ice time at EDM (10/16) • Played in his 200th game vs. CHI (2/19).

CAREER STATS

2015-16: Games missed due to injury: 11 – lower body (1/5-1/26) • Played in his 100th NHL game vs. OTT (10/8) • Scored his second career game-winning goal vs. OTT (3/18), logging his sixth goal of the season and topping his previous career-high... **2014-15:** The only player to appear in all 82 games for the Sabres • Scored his first career game-winning goal at SJS (10/25) • Tied a career best with points in three straight games (2+2) from 12/21-12-27 • Registered his first career multi-point game with a goal and an assist in 17:51 of ice time vs. NYI (12/27)... **2013-14:** Converted from defense to left wing prior to the start of the season • Earned his second career fighting major in the season finale vs. NYI (4/13) • Scored his first NHL goal at DET (4/4) • Earned his first career fighting major at NSH (3/27) • Logged a season-high 17:08 TOI at CGY (3/18) • Made his NHL debut at FLA (3/7), recording four shots and four hits in 15:08 TOI • Finished first among Rochester skaters and tied for third in the AHL with 230 shots on goal • Registered his first point as an Amerk (assist) and logged 19:13 TOI in his Rochester debut vs. Toronto (4/11) • Led the Monarchs in goals and ranked second on the team in points at the time of the trade • Registered a six-game point streak (1+6) from 1/25-2/8 • Logged his first career multi-goal game and added an assist vs. Springfield (11/29)... **2014 Playoffs:** Scored a goal in his Amerks playoff debut in Game 1 vs. Chicago (4/25)... **2012-13:** Ranked second among Manchester defensemen in points and second in assists • Led team defensemen with 80 penalty minutes • Set career-highs in goals (four), assists (19), points (23), shots on goal (131), and penalty minutes (80)... **2013 Playoffs:** Led the team with two goals and four points (2+2) in four games during the 2013 Calder Cup Eastern Conference Quarterfinals • Tied for second on the Monarchs with two assists in the playoffs • Registered a point in all four playoff games... **2011-12:** Registered a goal and 13 assists for 14 points in 68 games with the Monarchs during his rookie season in • Made his AHL debut against the Springfield Falcons (10/7) • Recorded his first AHL points (0+2) vs. Providence (12/3) • Scored his first AHL goal vs. Portland (1/15)... **2012 Playoffs:** Collected seven penalty minutes in four games... **2010-11:** Led Gatineau defensemen in goals (13), assists (30), points (43), power-play goals (six) and plus/minus rating (plus-22) • Ranked fourth on the team with 43 points • Set a career high in goals (13) and tied a career-high in plus/minus (plus-22)... **2011 Playoffs:** Registered 20 points (5+15) in 24 playoff games • Ranked first in points (20), tied for third in goals (five), ranked first in assists (15), tied for second in power play assists (eight), and ranked fourth in plus/minus (plus-9) among QMJHL... **2009-10:** Ranked second in points (45), first in assists (36), tied for third in goals (nine), third in power-play goals (4), second in plus/minus (plus-22) and first in shots (192) among Huskies defensemen... **2010 Playoffs:** Helped Rouyn-Noranda advance to the 2010 QMJHL Quarterfinals with eight points (2+6) • Led the club in plus/minus (plus-3) during the playoffs... **2008-09:** Ranked second among Rouyn-Noranda defensemen in goals (11), assists (19), points (30), power-play goals (4) and plus-minus (plus-3) • Finished third overall on the club with 80 penalty minutes and 134 shots • Tied for third on the club with two shorthanded goals... **2009 Playoffs:** Registered four points (2+2) in six playoff games.

DESLAURIERS VS. NHL

TEAM	GP	G	A	P	PIM
Anaheim	5	0	1	1	7
Arizona	3	0	2	2	0
Boston	9	0	1	1	7
Buffalo	0	0	0	0	0
Calgary	6	1	1	2	8
Carolina	10	0	0	0	6
Chicago	6	0	0	0	4
Colorado	3	0	0	0	0
Columbus	9	0	2	2	17
Dallas	4	0	0	0	5
Detroit	11	2	0	2	4
Edmonton	6	0	1	1	5
Florida	10	0	3	3	2
Los Angeles	6	0	0	0	0
Minnesota	4	0	1	1	5
Montreal	13	1	2	3	22
Nashville	7	0	0	0	7
New Jersey	7	0	0	0	5
NY Islanders	9	1	2	3	9
NY Rangers	7	0	0	0	5
Ottawa	9	1	0	1	14
Philadelphia	10	2	0	2	12
Pittsburgh	7	1	0	1	2
San Jose	6	2	0	2	0
St. Louis	6	0	0	0	12
Tampa Bay	13	1	1	2	4
Toronto	9	0	1	1	10
Vancouver	6	0	0	0	2
Washington	6	0	0	0	5
Winnipeg	4	0	0	0	7

NHL Totals	211	12	18	30	186
-------------------	------------	-----------	-----------	-----------	------------



LW



NICOLAS DESLAURIERS

Feb. 22, 1991 | LaSalle, QC

44

6 ft 1 in | 215 lbs

CAREER STATS			REGULAR SEASON											PLAYOFFS				
SEASON	TEAM	LEAGUE	GP	G	A	P	+/-	PIM	PP	SH	GW	S	%	GP	G	A	P	PIM
2006-07	Chateauguay	QAAA	43	2	10	12	-	28	-	-	-	-	-	3	1	0	1	4
2007-08	Rouyn-Noranda	QMJHL	42	2	7	9	-7	38	0	0	-	-	-	4	0	0	0	0
2008-09	Rouyn-Noranda	QMJHL	68	11	19	30	3	80	4	2	-	-	-	6	2	2	4	8
2009-10	Rouyn-Noranda	QMJHL	65	9	36	45	22	72	4	0	1	-	-	11	2	6	8	2
2010-11	Gatineau	QMJHL	48	13	30	43	22	53	6	0	4	155	8.4	24	5	15	20	19
2011-12	Manchester	AHL	65	1	13	14	-14	67	1	0	0	86	1.2	4	0	0	0	7
2012-13	Manchester	AHL	63	4	19	23	-14	80	3	0	1	131	3.0	4	2	2	4	2
2013-14	Manchester	AHL	60	18	21	39	3	76	2	0	3	217	8.3	-	-	-	-	-
	Buffalo	NHL	17	1	0	1	-10	18	0	0	0	30	3.3	--	--	--	--	--
	Rochester	AHL	5	1	2	3	0	9	0	0	0	13	7.7	5	1	1	2	9
2014-15	Buffalo	NHL	82	5	10	15	-24	71	0	0	1	76	6.6	--	--	--	--	--
2015-16	Buffalo	NHL	70	6	6	12	-14	59	0	0	1	72	8.3	--	--	--	--	--
2016-17	Buffalo	NHL	42	0	2	2	-6	38	0	0	0	26	0.0	--	--	--	--	--
NHL Totals			211	12	18	30	-54	186	0	0	2	204	5.9	--	--	--	--	--
Buffalo Totals			211	12	18	30	-54	186	0	0	2	204	5.9	--	--	--	--	--






JACK
EICHEL

15

Oct. 28, 1996 | North Chelmsford, MA

6 ft 2 in | 206 lbs

CAREER GAME HIGHLIGHTS



Goals: 2, (10x). Most recent: 3/25/17 vs. TOR
Assists: 3, 2/11/17 at TOR
Points: 4, 12/26/15 at BOS (2+2)
Penalty Minutes: 2, (22x). Most recent: 4/9/17 at TBL
Longest Point Streak: 11 games, 2/14/17 at OTT to 3/7/17 vs. PHI (5+11)

EICHEL VS. NHL

TEAM	GP	G	A	P	PIM
Anaheim	4	1	2	3	0
Arizona	4	3	5	8	2
Boston	7	2	4	6	4
Buffalo	0	0	0	0	0
Calgary	2	1	0	1	0
Carolina	6	3	0	3	0
Chicago	4	1	2	3	0
Colorado	4	1	3	4	0
Columbus	6	2	4	6	2
Dallas	4	2	0	2	0
Detroit	8	4	3	7	2
Edmonton	3	1	1	2	2
Florida	7	0	4	4	2
Los Angeles	4	2	1	3	2
Minnesota	2	1	1	2	2
Montreal	8	0	3	3	0
Nashville	4	3	1	4	0
New Jersey	4	2	1	3	0
NY Islanders	6	0	2	2	2
NY Rangers	6	3	4	7	2
Ottawa	7	4	6	10	2
Philadelphia	5	3	1	4	2
Pittsburgh	5	1	0	1	4
San Jose	4	1	2	3	0
St. Louis	3	0	2	2	0
Tampa Bay	7	2	3	5	6
Toronto	7	4	5	9	4
Vancouver	3	0	2	2	2
Washington	5	0	2	2	2
Winnipeg	3	1	1	2	0

CAREER TRANSACTIONS

Selected by Buffalo in the first round (second overall) of the 2015 NHL Draft.

SEASON STATS 2016-17

Games missed due to injury: 21 – high ankle sprain (10/30-11/25) • At 20 years of age, became just the fourth different player in franchise history to lead the team (or tie for the team lead) in points before his 21st birthday • His .93 points per game ranked 11th among NHL skaters with at least 20 games played and were the most by a Sabre under the age of 21 since Pierre Turgeon (1.33) in 1989-90 • The Sabres went 14-2-0 (22-5-1 in his career) when he recorded at least two points • Played in his 100th NHL game vs. PHI (1/10) • Netted two goals on a career-high 10 shots vs. DAL (1/16); later tied the shot mark at PIT (3/5) • Tied his career high with 10 shots at PIT and scored a goal, becoming the second player in NHL history to record a point against 29 different opponents in his first two seasons in the league • Earned his 100th career point with a goal vs. PHI (3/7) • Recorded a career-best 11-game point streak (5+11) from 2/14-3-7 that tied as the fourth-longest NHL streak of the season and was the longest by a Sabre since Tim Connolly (16) in 2009-10; the streak included a nine-game assist streak that was the longest in the league • With a goal at SJS (3/14), became the eighth Sabre to score at least 20 goals in each of his first two NHL seasons and the second Sabres player to record two 20-goal seasons before his 21st birthday (Pierre Turgeon).

CAREER STATS

2015-16: Games missed due to injury: one – flu (3/19) • Scored 24 goals, seventh-most by a rookie in franchise history, and became the first Sabres rookie to lead the team in goals since Ray Sheppard (1987-88) • Tied Derek Plante for seventh-most points by a Sabres rookie (56), becoming the ninth rookie in Sabres franchise history to record 50 points in a season and the first since Plante (1993-94) • Tied to lead all Sabres with five game-winning goals, tying Gilbert Perreault, Rick Martin and Ray Sheppard for second-most by a Sabres rookie; became the fourth Sabres rookie ever to lead the team in a season, joining Perreault (1970-71), Martin (1971-72) and Donald Audette (1991-92) • Tied for team lead with 12 multi-point games • Became the third-youngest player in Sabres history to score in his debut vs. OTT (10/8) • Set a career high with four points (2+2) at BOS (12/26), becoming the second-youngest player to record four points in one game for the Sabres (Phil Housley vs. EDM, 10/17/82); became the fourth Sabres rookie to produce a game with multiple goals and multiple assists, joining Peter McNab (2/2/75), Alan Haworth (3/8/81) and Mal Davis (3/4/83) • Became the youngest Sabre ever to hit the 20-goal mark (19 yrs, 131 days) with his goal at TOR (3/7) • Scored the latest regular-season goal in franchise history at 4:59 of overtime vs. CAR (3/12) • Finished the season on a career-best five-game point streak (1+5) from 3/31 vs. TOR to 4/9 at NYI... **2014-15:** Led all NCAA Division I skaters with 71 points (26+45) in 40 games at Boston University • Won the Hobey Baker Award, becoming the second freshman ever to earn the award (last: Paul Kariya, 1992-93) • Earned several other end-of-year accolades, including Hockey East Player of the Year, Hockey East Rookie of the Year, the Tim Taylor Award as the nation's outstanding freshman and was the only unanimous first-team Hockey East All-Star selection • Was named Most Valuable Player at the Hockey East Tournament after leading the Terriers to a conference title with 11 points (6+5) in four tournament games • Recorded five points (2+3) in four NCAA Tournament games • Won a bronze medal with Team USA at the 2015 IIHF World Championship, ranking third on the team with seven points (2+5) in 10 games • Served as captain for Team USA at the 2015 World Junior Championship, recording four points (1+3) in five tournament games... **2013-14:** Led the U.S. Under-18 team in points, earning a spot on the United States Hockey League Second All-Star Team • Represented the United States as the youngest player on the roster at the 2014 World Junior Championship, recording five points (1+4) in five games • Won gold with Team USA at the 2014 IIHF Under-18 World Junior Championship, tying for the team lead with 10 points (5+5) in seven games... **2012-13:** Won a silver medal with Team USA at the 2013 IIHF Under-18 World Junior Championship.

NHL Totals 142 48 65 113 44





JACK
EICHEL

15

Oct. 28, 1996 | North Chelmsford, MA

6 ft 2 in | 206 lbs

CAREER STATS			REGULAR SEASON											PLAYOFFS				
SEASON	TEAM	LEAGUE	GP	G	A	P	+/-	PIM	PP	SH	GW	S	%	GP	G	A	P	PIM
2012-13	USNTDP	USHL	35	13	14	27	-12	14	2	1	2	123	10.6	-	-	-	-	-
	United States	WJ18	7	1	1	2	3	6	1	0	0	13	7.7	-	-	-	-	-
	United States	WJ17	5	3	0	3	-	2	-	-	-	-	-	-	-	-	-	-
2013-14	USNTDP	USHL	24	20	25	45	20	20	6	1	3	95	21.1	-	-	-	-	-
	United States	WJ18	7	5	5	10	6	2	0	0	1	42	11.9	-	-	-	-	-
	United States	WJC	5	1	4	5	1	0	1	0	0	15	6.7	-	-	-	-	-
2014-15	Boston Univ.	H-East	40	26	45	71	51	28	7	2	4	168	15.5	-	-	-	-	-
	United States	WC	10	2	5	7	2	8	0	0	1	19	10.5	-	-	-	-	-
	United States	WJC	5	1	3	4	-3	6	0	0	0	21	4.8	-	-	-	-	-
2015-16	Buffalo	NHL	81	24	32	56	-16	22	8	0	5	238	10.1	--	--	--	--	--
2016-17	Buffalo	NHL	61	24	33	57	-13	22	10	0	4	249	9.6	--	--	--	--	--
	United States	WC	8	0	5	5	-1	4	0	0	0	34	0.0	-	-	-	-	-
	North America	WCH	3	1	1	2	0	0	1	0	0	8	12.5	-	-	-	-	-
NHL Totals			142	48	65	113	-29	44	18	0	9	487	9.9	--	--	--	--	--
Buffalo Totals			142	48	65	113	-29	44	18	0	9	487	9.9	--	--	--	--	--






JUSTIN
FALK

41

Oct. 11, 1988 | Snowflake, MB

6 ft 5 in | 223 lbs

CAREER GAME HIGHLIGHTS



Goals: 1, (2x). Most recent: 3/6/15 at NJD
Assists: 2, (2x). Most recent: 1/31/12 vs. LAK
Points: 2, (3x). Most recent: 3/6/15 at NJD (1+1)
Penalty Minutes: 11, 1/19/16 vs. WSH
Longest Point Streak: 2 games, (3x). Most recent: 2/4/17 vs. OTT to 2/6/17 at NJD (0+2)

FALK vs. NHL

TEAM	GP	G	A	P	PIM
Anaheim	6	0	0	0	0
Arizona	8	0	0	0	7
Boston	8	0	1	1	5
Buffalo	1	0	0	0	0
Calgary	8	0	1	1	2
Carolina	5	0	0	0	0
Chicago	10	0	0	0	11
Colorado	14	1	1	2	23
Columbus	10	0	3	3	2
Dallas	10	0	0	0	9
Detroit	11	0	3	3	11
Edmonton	9	0	0	0	6
Florida	6	0	1	1	4
Los Angeles	8	0	3	3	9
Minnesota	1	0	0	0	0
Montreal	9	0	1	1	4
Nashville	10	0	1	1	8
New Jersey	6	1	3	4	4
NY Islanders	5	0	0	0	2
NY Rangers	4	0	0	0	0
Ottawa	3	0	2	2	0
Philadelphia	6	0	0	0	2
Pittsburgh	6	0	1	1	6
San Jose	10	0	3	3	10
St. Louis	9	0	0	0	17
Tampa Bay	6	0	1	1	2
Toronto	7	0	3	3	2
Vancouver	13	0	1	1	6
Washington	10	0	0	0	21
Winnipeg	4	0	0	0	7

NHL Totals 223 2 29 31 180

CAREER TRANSACTIONS

Signed by Buffalo as an unrestricted free agent, July 1, 2016; Acquired by Columbus from Minnesota with a fifth-round pick in the 2015 NHL Draft in exchange for Jordan Leopold, March 2, 2015; Signed by Minnesota as an unrestricted free agent, Aug. 1, 2014; Acquired by NY Rangers from Minnesota in exchange for Benn Ferriero and a sixth-round pick in the 2014 NHL Draft; Selected by Minnesota in the fourth round (110th overall) of the 2007 NHL Draft.

SEASON STATS 2016-17

Games missed due to injury: four – calf (3/16-3/21) • Played a career-high 52 NHL games • The Sabres were 6-2-0 when he recorded a point • Tallied an assist vs. LAK (12/13) to record his first point in a Buffalo uniform • Recorded an assist in 200th NHL game vs. DET (1/20) • Notched four assists in a six-game span (2/4-2/14).

CAREER STATS

2015-16: Tallied four assists in 24 games for the Columbus Blue Jackets • Recorded nine points (2+7) in 32 regular-season games for the Monsters • Scored his first goal of the season vs. Iowa (10/16) • Recorded a point (1+1) in back-to-back games at Iowa (11/20 and 11/21) • Recorded four assists during the final five games of the season from 3/26-4/14 • Won the Calder Cup as a member of the Lake Erie Monsters after tallying four assists in 17 playoff games... **2014-15:** Played in five games for the Columbus Blue Jackets and recorded two points (1+1) • Dressed for 13 games for the Minnesota Wild • Had seven points (1+6) in 39 games for the Iowa Wild (AHL) • Notched two points (1+1) at Rockford (11/21) • Tallied two points (1+1) at NJD (3/6)... **2013-14:** Recorded two assists in 21 games for the New York Rangers • Had an assist and a plus-1 rating vs. NJD (12/7) • Notched an assist vs. PIT (12/18)... **2012-13:** Played in 36 games for the Minnesota Wild and recorded three assists • Posted a plus or even rating in 27 of 36 contests • Had an assist and a plus-1 rating vs. CBJ (1/29) • Skated in his 100th career NHL game vs. ARI (3/27)... **2011-12:** Established career highs in games played (47), goals (1), assists (8) and points (9) for the Minnesota Wild • Finished sixth among NHL rookies in time on ice per game (19:29) and eighth in blocked shots (78) • Notched two assists and a plus-1 rating vs. SJS (1/10) • Tallied his first career NHL goal at COL (1/24) • Had two assists vs. LAK (3/31)... **2010-11:** Had three assists in 22 games for the Minnesota Wild • Registered 14 points (3+11) in 55 AHL games for the Houston Aeros • Recorded his first career NHL point (assist) vs. VAN (10/19) • Put together a season-high three-game point streak (1+2) from 2/4-2/9 • Had three points (1+2) in two games at Rockford (2/19) and vs. Milwaukee (2/22) • Assisted on two goals and had a plus-3 rating at Houston (3/19) • Played in 24 playoff games for the Aeros and recorded five assists... **2009-10:** Had nine points (3+6) in 69 games for the Houston Aeros (AHL) • Scored his first career AHL goal at Manitoba (10/3) • Made his NHL debut at CBJ (3/19)... **2008-09:** Recorded three assists in 65 games for the Houston Aeros (AHL) • Notched his first career AHL assist at Hamilton (11/7) • Registered two assists in 20 playoff games for the Aeros... **2007-08:** Won the WHL Championship and the Memorial Cup as a member of the Spokane Chiefs • Scored four goals and added 22 assists and a plus-27 rating in 72 games for the Chiefs... **2006-07:** Had 15 points (3+12) and a plus-11 rating in 62 games for the Spokane Chiefs (WHL)... **2005-06:** Recorded 10 assists in 53 WHL games for the Calgary Hitmen and the Spokane Chiefs • Had an assist in each of his first two games of the season for Calgary • Recorded three assists in two games vs. Tri City (3/11) and at Seattle (3/12).





JUSTIN
FALK

41

Oct. 11, 1988 | Snowflake, MB

6 ft 5 in | 223 lbs

CAREER STATS			REGULAR SEASON											PLAYOFFS				
SEASON	TEAM	LEAGUE	GP	G	A	P	+/-	PIM	PP	SH	GW	S	%	GP	G	A	P	PIM
2004-05	Swan Valley	MJHL	56	0	8	8	-	46	-	-	-	-	-	-	-	-	-	-
	Calgary	WHL	4	0	0	0	-1	2	0	0	0	-	-	5	0	0	0	0
2005-06	Spokane	WHL	48	0	8	8	1	35	0	0	0	-	-	-	-	-	-	-
	Calgary	WHL	5	0	2	2	2	0	0	0	0	-	-	-	-	-	-	-
2006-07	Spokane	WHL	62	3	12	15	11	8	0	0	0	-	-	6	0	0	0	8
2007-08	Spokane	WHL	72	4	22	26	27	98	3	0	-	-	-	21	1	4	5	12
2008-09	Houston	AHL	65	0	3	3	-4	44	0	0	0	38	0.0	20	0	2	2	4
2009-10	Houston	AHL	69	3	6	9	-6	87	0	0	1	60	5.0	-	-	-	-	-
	Minnesota	NHL	3	0	0	0	-2	0	0	0	0	1	0.0	-	-	-	-	-
2010-11	Houston	AHL	55	3	11	14	16	41	0	0	0	72	4.2	24	0	5	5	33
	Minnesota	NHL	22	0	3	3	-4	6	0	0	0	7	0.0	-	-	-	-	-
2011-12	Minnesota	NHL	47	1	8	9	-13	54	1	0	0	46	2.2	-	-	-	-	-
2012-13	Minnesota	NHL	36	0	3	3	-9	40	0	0	0	27	0.0	4	0	0	0	2
2013-14	NY Rangers	NHL	21	0	2	2	-5	20	0	0	0	10	0.0	-	-	-	-	-
2014-15	Minnesota	NHL	13	0	0	0	-6	7	0	0	0	10	0.0	-	-	-	-	-
	Columbus	NHL	5	1	1	2	-3	7	0	0	0	8	12.5	-	-	-	-	-
2015-16	Lake Erie	AHL	32	2	7	9	3	43	0	0	0	50	4.0	17	0	4	4	8
	Columbus	NHL	24	0	4	4	2	17	0	0	0	16	0.0	-	-	-	-	-
2016-17	Buffalo	NHL	52	0	8	8	-3	29	0	0	0	33	0.0	-	-	-	-	-
	Rochester	AHL	10	0	0	0	3	11	0	0	0	5	0.0	-	-	-	-	-
NHL Totals			223	2	29	31	-43	180	1	0	0	158	1.3	4	0	0	0	2
Buffalo Totals			52	0	8	8	-3	29	0	0	0	33	0.0	-	-	-	-	-




TAYLOR
FEDUN

27

June 4, 1988 | Edmonton, AB

6 ft 1 in | 201 lbs

CAREER GAME HIGHLIGHTS



Goals: 1, (2x). Most recent: 11/7/14 at FLA
Assists: 2, (2x). Most recent: 11/21/17 vs. CGY
Points: 2, (2x). Most recent: 11/21/17 vs. CGY (0+2)
Penalty Minutes: 4, (2x). Most recent: 2/2/17 vs. NYR
Longest Point Streak: 3 games, 11/17/16 vs. TBL to 11/21/16 vs. CGY (0+4)

FEDUN vs. NHL

TEAM	GP	G	A	P	PIM
Anaheim	1	0	0	0	0
Arizona	2	0	2	2	2
Boston	1	0	0	0	0
Buffalo	0	0	0	0	0
Calgary	1	0	2	2	0
Carolina	2	0	1	1	4
Chicago	2	0	0	0	0
Colorado	1	0	1	1	0
Columbus	0	0	0	0	0
Dallas	3	0	0	0	0
Detroit	2	0	0	0	2
Edmonton	1	0	1	1	0
Florida	1	1	0	1	0
Los Angeles	2	0	0	0	0
Minnesota	0	0	0	0	0
Montreal	2	0	0	0	2
Nashville	1	0	1	1	0
New Jersey	0	0	0	0	0
NY Islanders	0	0	0	0	0
NY Rangers	3	0	0	0	4
Ottawa	1	0	0	0	0
Philadelphia	2	0	1	1	0
Pittsburgh	2	0	1	1	2
San Jose	1	0	0	0	2
St. Louis	0	0	0	0	0
Tampa Bay	3	1	2	3	0
Toronto	2	0	0	0	0
Vancouver	1	0	0	0	0
Washington	1	0	0	0	2
Winnipeg	1	0	0	0	0

NHL Totals 39 2 12 14 20

CAREER TRANSACTIONS

Signed by Buffalo as an unrestricted free agent, July 1, 2016; Signed by Vancouver as an unrestricted free agent, July 1, 2015; Signed by San Jose as an unrestricted free agent, July 2, 2014; Signed by Edmonton as an unrestricted free agent, March 8, 2011.

SEASON STATS 2016-17

Games missed due to injury: 15; five – shoulder (12/5-12/16), 10 – foot (3/20-4/9) • Registered career-high totals in NHL games played (27), assists (7) and points (7) • Tallied an assist in his first career game as a Sabre vs. TBL (11/17) • Tied a career high with two points (0+2) vs. CGY (11/21) • Logged a career-best, three game point streak (0+4) in his first three games with Buffalo (11/17-11/21) • Totaled 23 points (5+18) in 29 AHL games in his first season with Rochester.

CAREER STATS

2015-16: Registered his third straight 30-point AHL season • Led all Utica skaters with 169 shots on goal and ranked second in scoring among Utica defensemen • Earned two recalls to Vancouver, tallying one assist in one NHL game • Recorded two points (1+1), including the game-winning goal, vs. Lehigh Valley (11/25) • Recalled by Vancouver on 1/14 and tallied an assist at CAR (1/15) • Logged two assists vs. Springfield (3/5) and at Providence (3/13) • Registered a five-game point streak (2+4) from 4/1-4/9 • Recorded two assists vs. Syracuse (4/16), including his 100th AHL assist... **2014-15:** Had four assists in seven games with San Jose, marking career highs in both categories • Topped the 30-point mark in the AHL for the second straight • Ranked second among all Worcester defensemen and fifth overall in team scoring • Tied for the team lead with 28 assists and finished with the second-best plus/minus rating (+12) among all Worcester skaters • Picked up an assist in three straight games (0+3) from 12/20-12/27 • Tallied two assists at Providence (1/4) • Totaled six points (1+5) during a five-game point streak from 2/14-2/22 • Recorded his first point for San Jose (assist) vs. COL (4/1) • Registered the first multi-point game of his NHL career (0+2) at ARI (4/4) • Netted his first career AHL playoff goal in Game 3 of Worcester's first-round series vs. Hershey (4/29)... **2013-14:** Made his NHL debut for the hometown Edmonton Oilers, scoring two goals in four games • Captured career-highs in goals (10), assists (28) and points (38) in 65 games with the Oklahoma City Barons (AHL) • Ranked second among Barons defensemen in all offensive categories • Finished fifth on the team and tied for 11th among all AHL defensemen in scoring while serving as alternate captain • Led all Oklahoma City defensemen with 11 multi-point games • Scored in his NHL debut at FLA (11/5) and again in his second NHL game at TBL (11/7) • Had a career-best four-point (1+3) night vs. Lake Erie (11/21) • Totaled 10 points (3+7) in 11 games in January, including three multi-point outings • Posted a three-game point streak (2+3) from 3/25-3/30... **2012-13:** Appeared in a career-high 70 AHL games, ranking third among Oklahoma City defensemen and fourth among rookies in scoring with 27 points (8+19) • Made his professional debut at Lake Erie (10/12) • Recorded his first professional point (assist) vs. Houston (10/26) • Scored his first professional goal vs. Milwaukee (11/16) and added his first game-winner the next night vs. Milwaukee (11/17) • Posted the first multi-point game of his professional career (0+2) at Milwaukee (1/25) • Recorded a season-high three points (1+2) at Rockford (3/30) • Scored twice, including the game-winning goal, at Houston (4/10) • Played in all 17 playoff contests during Oklahoma City's run to the Western Conference Finals • Finished the postseason with six points (3+3), ranking 12th among AHL defenseman • Made his professional postseason debut in Game 1 of Oklahoma City's first-round series vs. Charlotte (4/26) • Registered his first pro playoff point (assist) in Game 4 at Charlotte (5/3) • Scored his first career playoff goal in Game 4 of the second-round series vs. Texas (5/15)... **2011-12:** Fractured his femur during a preseason game and missed the entire regular season as a result of the injury... **2010-11:** Named team captain for his senior year at Princeton University (ECAC) • Skated in 29 games for the Tigers after missing three of the first four games recovering from an offseason injury • Recorded a career-high 22 points (10+12) • Became the





TAYLOR
FEDUN

27

June 4, 1988 | Edmonton, AB

6 ft 1 in | 201 lbs

CAREER STATS

third Princeton defenseman in the last 40 years to reach double figures in goals • Completed his collegiate career with 68 points, the second-highest total for a Princeton defenseman • Named First-Team All-Ivy in addition to earning All-ECAC First Team and AHCA East Second Team All-American honors • Recipient of the team's 1941 Championship Trophy, presented annually to the varsity player who best reflected the winning spirit of the 1941 championship team and the Blackwell Trophy, which is annually awarded to that member of the Princeton varsity hockey team who in play, sportsmanship and influence has contributed most to the sport • Received his fourth selection to the ECAC All-Academic Team • Named Most Valuable Player of the UConn Hockey Classic and was selected to the All-Tournament Team... **2009-10:** One of five Tigers to appear in all 31 games • Led Princeton defensemen with 17 points (3+14) • Recipient of the team's 1941 Championship Trophy as the varsity player who best reflected the winning spirit of the 1941 championship team • Named a Second-Team All-ECAC and Second-Team All-Ivy • Named to the Florida College Classic All-Tournament Team... **2008-09:** Appeared in all 35 games as a sophomore • Led all Tiger defensemen with a plus-13 rating • Was one of 11 Tigers named to the ECAC All-Academic Team... **2007-08:** Skated in 32 games as a freshman at Princeton University • Ranked third among Princeton defensemen in scoring • Awarded the team's Hobey Baker Award as top freshman • Tallied an assist in his collegiate debut at Yale (10/26) • Scored his first collegiate goal vs. Notre Dame... **2006-07:** Played junior hockey for the Spruce Grove Saints of the Alberta Junior Hockey League (AJHL) • Recorded 43 points (10+33) in his final junior season • Served as an alternate captain • Named the team's Best Defenseman and was voted Most Valuable Player for the second straight year • Earned second AJHL All-Star selection... **2005-06:** Scored 13 goals and added 18 assists for 31 points in 60 games for the Fort Saskatchewan Traders (AJHL) • Named Traders' Rookie of the Year and was voted the team's Best Defenseman • Named an AJHL All-Star, earning him a roster spot for the 2006 Viking Cup and was selected to the AJHL All-Rookie Team.


CAREER STATS

REGULAR SEASON

PLAYOFFS

SEASON	TEAM	LEAGUE	GP	G	A	P	+/-	PIM	PP	SH	GW	S	%	GP	G	A	P	PIM
2004-05	Fort Saskatchewan	AJHL	1	0	1	1	-	0	0	0	0	-	-	-	-	-	-	-
2005-06	Fort Saskatchewan	AJHL	60	13	18	31	1	72	8	0	4	-	-	3	1	1	2	4
2006-07	Spruce Grove	AJHL	50	1	033	43	6	103	4	2	2	-	-	10	3	5	8	31
2007-08	Princeton	ECAC	32	4	10	14	-	32	-	-	-	-	-	-	-	-	-	-
2008-09	Princeton	ECAC	35	3	12	15	-	50	-	-	-	-	-	-	-	-	-	-
2009-10	Princeton	ECAC	31	3	14	17	-	34	-	-	-	-	-	-	-	-	-	-
2010-11	Princeton	ECAC	29	10	12	22	-	38	7	0	1	-	-	-	-	-	-	-
2012-13	Oklahoma City	AHL	70	8	19	27	2	30	3	0	2	92	8.7	17	3	3	6	6
2013-14	Oklahoma City	AHL	65	10	28	38	6	51	6	0	3	190	5.3	3	0	1	1	4
	Edmonton	NHL	4	2	0	2	-1	0	0	0	0	6	33.3	--	--	--	--	--
2014-15	Worcester	AHL	65	6	28	34	12	37	2	0	0	121	5.0	4	1	0	1	6
	San Jose	NHL	7	0	4	4	0	4	0	0	0	12	0.0	--	--	--	--	--
2015-16	Utica	AHL	63	8	25	33	3	48	6	0	3	169	4.7	4	0	0	0	4
	Vancouver	NHL	1	0	1	1	1	0	0	0	0	0	0.0	--	--	--	--	--
2016-17	Rochester	AHL	29	5	18	23	1	29	2	0	2	59	8.5	--	--	--	--	--
	Buffalo	NHL	27	0	7	7	3	16	0	0	0	24	0.0	--	--	--	--	--
	NHL Totals		39	2	12	14	3	20	0	0	0	42	4.8	--	--	--	--	--
	Buffalo Totals		27	0	7	7	3	16	0	0	0	24	0.0	--	--	--	--	--

CAREER GAME HIGHLIGHTS



Goals: 2, (4x). Most recent: 1/25/16 at NYR
Assists: 2, 11/5/13 at SJS
Points: 2, (15x). Most recent: 1/24/17 at NSH (1+1)
Penalty Minutes: 5, 12/4/14 at TBL
Longest Point Streak: 3 games, (3x). Most recent: 11/28/14 vs. MTL to 12/2/14 vs. TBL (2+1)

CAREER TRANSACTIONS

Selected by Buffalo in the first round (14th overall) of the 2012 NHL Draft.

SEASON STATS 2016-17

Games missed due to injury: seven – middle body (2/9-2/19) • Appeared in a career-high 75 games in his fourth NHL season • Had his first multi-point game of the season (1+1) vs. WPG (1/7) • Recorded two points (1+1) at NSH (1/24).

CAREER STATS

2015-16: Games missed due to injury: 11; four – upper body (11/17-11/23), four – upper body (1/16-1/22), three – lower body (2/9-2/12) • Scored all seven of his goals on the road • Notched his first point of the season with his first career overtime goal at PHI (10/27) • Recorded points in consecutive games, including his first multi-point game of the season, with two points (1+1) at DET (12/1) and an assist vs. ARI (12/4) • Tied his career high with two goals at NYR (1/25) • Appeared in his 200th NHL game at NJD (4/5) • Represented Latvia at the 2016 IIHF World Championship in Russia... **2014-15:** Games missed due to injury: 21 – ankle (2/26-4/11) • Elected by the fans to play in the 2015 NHL All-Star Game with a league-high 1,574,896 votes • Led all Sabres and tied for fifth in the NHL with three shorthanded goals • Scored the Sabres' only goal in the season opener vs. CBJ (10/9), becoming the first player in franchise history to score the team's first goal in consecutive seasons • Tied his career-best three-game point streak (2+1) from 11/28-12/2 • Scored his first career power-play goal vs. PHI (1/17)... **2013-14:** Games missed due to injury: 12; 11 – lower body (3/7-3/27), one – upper body (10/17) • Scored his first career goal and logged 11:23 TOI in his NHL debut at DET (10/2) • Notched a goal in regulation play as well as his first career shootout goal (GDG) vs. OTT (12/10) • Career-best three game point streak on two separate occasions (12/5-12/10 and 12/21-12/27) • Credited with a career-high 13 hits in 20:45 TOI at TOR (1/15) • Tallied a shorthanded goal and an assist at PHX (1/30) • Recorded a goal and an assist vs. BOS (2/26) • Logged his first career two-goal game vs. DET (4/8) • Led all forwards on either team with a career-high 23:00 at BOS (4/12) • Tallied two points (1+1) in five games for Team Latvia at the 2014 Winter Olympics... **2012-13:** Recorded 17 points (6+11) and 28 PIM in 61 games during his rookie campaign with the Amerks • Named Most Improved Player as voted by his Amerks teammates • Scored a shorthanded goal and added an assist at Albany (4/7) • Missed 10 games (1/16-2/15) with an injury; returned to the lineup against Hershey on 2/17 • Registered his first career multi-point game with a pair of assists against Hamilton (1/11) • Missed five games (11/28-12/08) with an injury; returned the lineup against Abbotsford (12/11) • Scored his first professional goal against Hamilton (11/2) • Recorded his first professional point (assist) against Binghamton (10/16) • Made his professional debut against Syracuse (10/12), skating for 9:26 of ice time • Scored a team-high three goals and was a point-per-game player in the 2013 postseason • Netted a pair of goals in his professional playoff debut in Game 1 of the Western Conference Quarterfinals at Toronto (4/27)... **2011-12:** Completed his second season with the Dubuque Fighting Saints (USHL), serving as team captain • Set career-highs in every offensive category while appearing in just 49 games • Led the Fighting Saints in goals (24), power play goals (5), game-winning goals (6), points (55), plus/minus (+17) and shots on goal (166) • Recorded a team-best 14 power-play points (5+9) • Ranked second on the team with 31 assists • Placed fourth among USHL skaters with six game-winning tallies • Scored eight goals over his last seven games, beginning with his first career hat trick at Tri-City (3/24) • Posted a career-best six-game point streak (2+6) from 2/4-2/18 • Notched a team-high 17 multi-point games • Scored goals in five straight games from 10/22-11/05, recording 10 points (6+4) in that span • Represented Latvia at the 2012 World Junior Championship... **2010-11:** As a rookie, finished third on the team in scoring with 49 points (21+28) • Ranked second among Dubuque skaters with 24 points (9+15) on the power play • Placed second among Dubuque forwards with six game-winning tallies • Added eight points (3+5) in 11 playoff appearances, helping the Fighting Saints to

GIRGENSONS VS. NHL

TEAM	GP	G	A	P	PIM
Anaheim	7	0	0	0	0
Arizona	5	1	3	4	4
Boston	16	2	2	4	6
Buffalo	0	0	0	0	0
Calgary	7	2	2	4	0
Carolina	10	0	0	0	4
Chicago	5	1	0	1	2
Colorado	5	0	1	1	4
Columbus	11	2	2	4	6
Dallas	5	1	1	2	4
Detroit	16	5	3	8	4
Edmonton	7	0	3	3	4
Florida	14	0	2	2	4
Los Angeles	8	0	0	0	2
Minnesota	8	1	2	3	0
Montreal	14	2	2	4	0
Nashville	5	1	2	3	4
New Jersey	11	0	1	1	0
NY Islanders	10	3	1	4	2
NY Rangers	11	4	1	5	2
Ottawa	15	2	3	5	4
Philadelphia	11	3	1	4	4
Pittsburgh	11	1	0	1	4
San Jose	8	0	5	5	0
St. Louis	5	0	0	0	0
Tampa Bay	16	1	2	3	11
Toronto	15	2	4	6	2
Vancouver	4	0	1	1	0
Washington	9	2	2	4	0
Winnipeg	8	1	3	4	0

NHL Totals	277	37	49	86	77
-------------------	------------	-----------	-----------	-----------	-----------



LW



ZEMGUS GIRGENSONS

Jan. 5, 1994 | Riga, LVA

28

6 ft 2 in | 207 lbs

CAREER STATS

their first Clark Cup championship since the 1984-85 season • Represented Dubuque at the 2011 USHL All-Star Game, earning a spot with the Western Conference squad • Totaled 17 multi-point games, including six in a row from 1/21-3/4 (5+9) • Scored his first career goal in his Fighting Saints debut at Omaha (10/1)... **2009-10**: Ranked sixth on the team in scoring after collecting 28 points (11+17) in 23 games with the Green Mountain Glades (EJHL) • Represented Latvia at the 2012 World Junior Championship.

CAREER STATS

SEASON	TEAM	LEAGUE	REGULAR SEASON											PLAYOFFS					
			GP	G	A	P	+/-	PIM	PP	SH	GW	S	S%	GP	G	A	P	PIM	
2009-10	Green Mountain	EMJHL	19	17	12	29	-	6	-	-	-	-	-	-	-	-	-	-	-
	Green Mountain	EJHL	23	11	17	28	-	13	-	-	-	-	-	2	0	2	2	0	
2010-11	Dubuque	USHL	51	21	28	49	7	46	9	4	6	-	-	11	3	5	8	8	
2011-12	Dubuque	USHL	49	24	31	55	17	69	5	0	6	-	-	2	2	2	4	0	
	Latvia	WJC	5	1	0	1	-3	0	1	0	0	-	-	-	-	-	-	-	
2012-13	Rochester	AHL	61	6	11	17	-7	28	1	1	0	91	6.6	3	3	0	3	0	
2013-14	Buffalo	NHL	70	8	14	22	-6	14	0	1	1	115	7.0	--	--	--	--	--	
	Latvia	WC	6	2	0	2	1	29	-	-	-	-	-	-	-	-	-	-	
	Latvia	Olympics	5	1	1	2	-2	2	-	-	-	-	-	-	-	-	-	-	
2014-15	Buffalo	NHL	61	15	15	30	-16	25	1	3	1	115	13.0	--	--	--	--	--	
2015-16	Buffalo	NHL	71	7	11	18	0	20	1	0	1	110	6.4	--	--	--	--	--	
	Latvia	WC	7	1	0	1	-5	4	1	0	0	21	4.8	-	-	-	-	-	
2016-17	Buffalo	NHL	75	7	9	16	-7	18	0	0	0	112	6.3	--	--	--	--	--	
	Latvia	WC	7	1	1	2	-6	0	1	0	1	12	8.3	-	-	-	-	-	
NHL Totals			277	37	49	86	-29	77	2	4	3	452	8.2	--	--	--	--	--	
Buffalo Totals			277	37	49	86	-29	77	2	4	3	452	8.2	--	--	--	--	--	






JOSH
GORGES

4

Aug. 14, 1984 | Kelowna, BC

6 ft 1 in | 204 lbs

CAREER GAME HIGHLIGHTS



Goals: 1, (17x). Most recent: 3/10/17 at CBJ
Assists: 2, (5x). Most recent: 12/27/14 vs. NYI
Points: 2, (8x). Most recent: 12/27/14 vs. NYI (0+2)
Penalty Minutes: 15, 10/30/15 vs. PHI
Longest Point Streak: 3 games, (4x). Most recent: 10/12/13 at VAN to 10/17/13 vs. CBJ (1+2)

GORGES vs. NHL

TEAM	GP	G	A	P	PIM
Anaheim	22	0	5	5	10
Arizona	20	1	4	5	4
Boston	42	0	6	6	18
Buffalo	34	2	4	6	10
Calgary	18	0	1	1	20
Carolina	27	2	6	8	6
Chicago	15	0	1	1	14
Colorado	15	0	3	3	8
Columbus	19	1	2	3	20
Dallas	21	0	2	2	16
Detroit	24	1	0	1	15
Edmonton	20	0	4	4	8
Florida	34	0	3	3	23
Los Angeles	22	0	3	3	10
Minnesota	14	0	1	1	10
Montreal	10	1	1	2	10
Nashville	13	0	3	3	0
New Jersey	30	1	1	2	6
NY Islanders	34	1	6	7	8
NY Rangers	26	0	2	2	13
Ottawa	45	0	9	9	37
Philadelphia	31	0	5	5	34
Pittsburgh	33	0	6	6	14
San Jose	11	1	2	3	2
St. Louis	20	0	0	0	14
Tampa Bay	34	0	5	5	13
Toronto	45	2	10	12	24
Vancouver	18	1	1	2	4
Washington	27	2	3	5	8
Winnipeg	25	1	6	7	8

NHL Totals 749 17 105 122 387

CAREER TRANSACTIONS

Acquired by Buffalo from Montreal in exchange for a second-round pick in the 2016 NHL Draft, July 1, 2014; Acquired by Montreal from San Jose with a first-round pick in 2007 in exchange for Craig Rivet and a fifth-round pick in the 2008 NHL Draft, Feb. 25, 2007; Signed by San Jose as an unrestricted free agent, Sept. 20, 2002.

SEASON STATS 2016-17

Games missed due to injury: 16; three – foot (12/3-12/6), one – hip (1/3), 12 – hip (1/7-2/4) • Tied his career high with 143 hits for the second consecutive season • Played in his 700th NHL game vs. TBL (11/17).

CAREER STATS

2015-16: Games missed due to injury: five; two – upper body (1/16-1/18), three – upper body (1/22-1/26) • Set a new career high with 72 penalty minutes (previous high: 39) • Recorded his first point of the season with an assist vs. TBL (10/10) • Scored his first goal as a member of the Sabres and was a plus-3 vs. CAR (11/27); the goal was his first since Oct. 12, 2013 at VAN and the plus-3 was his best rating since he posted a plus-3 on Oct. 26, 2011 vs. PHI • Registered an assist and a plus-3 rating vs. COL (2/14) • Recorded his 100th NHL assist at NYI (4/9)... **2014-15:** Games missed due to injury: 36; 27 – knee (2/15-4/11), seven – lower body (11/13-11/28), two – undisclosed (12/16-12/20) • Played in his 600th NHL game at EDM (1/29) • Registered his 100th NHL point with an assist vs. TBL (12/2) • Ranked second in the NHL with 148 blocked shots at the time of his season-ending knee injury... **2013-14:** Played his 400th NHL game vs. PHI (10/5) • Scored a goal and blocked six shots at VAN (10/12) • Tied a personal-high with two assists at WSH (11/22) and at TOR (1/18) • Recorded an assist and seven blocked shots vs. CAR (1/28) • Missed 15 games with a hand injury suffered vs. TOR (3/1); returned to action with an assist and six hits at CHI (4/9)... **2012-13:** Recorded an assist and a plus-2 differential vs. PHI (2/16) and at NYR (2/19) • Registered 2 points (1+1) and a plus-2 differential at CAR (3/7) • Ranked 7th in the NHL with 116 blocked shots... **2011-12:** Recorded six hits and 10 blocked shots, and played 11:20 on the penalty kill at OTT (3/16) • One of the two Montreal players (E. Cole) to take part in the team's 82 games • Led the team in plus/minus (plus-14), blocked shots (250 – 1st in the NHL), total even strength TOI (1,502:01), total shorthanded TOI (319:13 – 2nd in the NHL), average even strength TOI (18:19) and average shorthanded TOI (3:53 – 3rd in the NHL)... **2010-11:** Scored his first goal of the season and was named the second star of the game at BUF (10/15) • Tied a personal-best with a three-game point streak (1+2) from 10/9 at PIT to 10/15 at BUF • Missed 46 games after suffering a season-ending knee injury on at NYI (12/26)... **2009-10:** Scored his first career game-winning goal at TOR (10/1) • Appeared in a career-high 19 playoff games • Ranked fifth among all NHL skaters in the playoffs with 55 blocked shots and ranked 10th in average shorthanded TOI (4:06)... **2008-09:** Led all Montreal skaters in blocked shots in November (34) and December (35) • Tied to lead the Canadiens (M. Pacioretty) with a plus-5 rating in February... **2007-08:** Recorded an assist and posted a plus-3 rating in 16:03 TOI vs. ATL (2/26) • Played a season-high 25:14 vs. BOS (3/22) • Played at least 20 minutes in six games in March • Tallied a career-best three points (0+3) in 12 postseason contests... **2006-07:** Ranked fourth among Sharks skaters in blocked shots (70) before being traded to Montreal • Recalled from Worcester (AHL) on 11/27... **2005-06:** Ranked third on San Jose in blocked shots (76) • Finished the regular season by posting an even or positive rating in his last seven games (plus-5)... **2004-05:** Made his professional debut with Cleveland (AHL) at Grand Rapids (10/15) • Scored his first professional goal at Syracuse (1/15), setting a Barons franchise record for the fastest goal from the start of a game (0:20) • Received the Barons' Rookie of the Year honors... **2003-04:** As team captain, helped Kelowna to the Memorial Cup Championship • Ranked second among WHL defensemen with 15 playoff points (2+13) • Helped lead Team Canada to a silver medal at the World Junior Championship • Served as the WHL captain during the CHL's Canada-Russia Challenge, posting three points in two games... **2002-03:** Help Kelowna finish first overall in the WHL • Named to the WHL Western Conference All-Star Team but was unable to play due to an injury • Helped Kelowna capture the WHL Championship and a berth in the Memorial Cup.





JOSH
GORGES

4

Aug. 14, 1984 | Kelowna, BC

6 ft 1 in | 204 lbs

CAREER STATS			REGULAR SEASON											PLAYOFFS				
SEASON	TEAM	LEAGUE	GP	G	A	P	+/-	PIM	PP	SH	GW	S	%	GP	G	A	P	PIM
2000-01	Kelowna	WHL	57	4	6	10	-	24	-	-	-	-	-	6	1	1	2	4
2001-02	Kelowna	WHL	72	7	34	41	-	74	-	-	-	-	-	15	1	7	8	8
2002-03	Kelowna	WHL	54	11	48	59	-	76	-	-	-	-	-	19	3	17	20	16
2003-04	Kelowna	WHL	62	11	31	42	22	38	6	0	-	-	-	17	2	13	15	6
	Canada	WJC	6	0	3	3	-	4	-	-	-	-	-	-	-	-	-	-
2004-05	Cleveland	AHL	74	4	8	12	-2	37	1	0	0	-	-	-	-	-	-	-
2005-06	San Jose	NHL	49	0	6	6	5	31	0	0	0	25	0.0	11	0	1	1	4
	Cleveland	AHL	18	2	3	5	1	12	0	0	0	27	7.4	-	-	-	-	-
2006-07	San Jose	NHL	47	1	3	4	-3	26	0	0	0	37	2.7	-	-	-	-	-
	Montreal	NHL	7	0	0	0	-1	0	0	0	0	3	0.0	-	-	-	-	-
	Worcester	AHL	7	0	1	1	-5	2	0	0	0	11	0.0	-	-	-	-	-
2007-08	Montreal	NHL	62	0	9	9	0	32	0	0	0	41	0.0	12	0	3	3	0
2008-09	Montreal	NHL	81	4	19	23	12	37	2	0	0	63	6.4	4	0	1	1	7
2009-10	Montreal	NHL	82	3	7	10	2	39	0	0	1	52	5.8	19	0	2	2	14
2010-11	Montreal	NHL	36	1	6	7	-3	18	1	0	1	20	5.0	-	-	-	-	-
2011-12	Montreal	NHL	82	2	14	16	14	39	0	0	1	59	3.4	-	-	-	-	-
2012-13	Montreal	NHL	48	2	7	9	4	15	0	0	0	40	5.0	5	0	0	0	4
2013-14	Montreal	NHL	66	1	13	14	6	12	0	0	0	35	2.9	17	0	2	2	6
2014-15	Buffalo	NHL	46	0	6	6	-28	16	0	0	0	28	0.0	-	-	-	-	-
2015-16	Buffalo	NHL	77	2	10	12	-7	72	0	0	0	57	3.5	-	-	-	-	-
2016-17	Buffalo	NHL	66	1	5	6	-3	50	0	0	0	40	2.5	-	-	-	-	-
NHL Totals			749	17	105	122	-2	387	3	0	3	500	3.4	68	0	9	9	35
Buffalo Totals			189	3	21	24	-38	138	0	0	0	125	2.4	-	-	-	-	-






SETH GRIFFITH

25

Jan. 4, 1993 | Wallaceburg, ON

5 ft 9 in | 190 lbs

CAREER GAME HIGHLIGHTS



- Goals:** 2, 10/28/14 vs. MIN
- Assists:** 1, (10x). Most recent: 12/31/16 at DAL
- Points:** 3, 10/28/14 vs. MIN (2+1)
- Penalty Minutes:** 2, (9x). Most recent: 1/13/17 vs. NYI
- Longest Point Streak:** 3 games, 12/29/14 vs. DET to 1/3/15 vs. OTT (1+2)

GRIFFITH vs. NHL

TEAM	GP	G	A	P	PIM
Anaheim	0	0	0	0	0
Arizona	1	0	0	0	0
Boston	1	0	0	0	2
Buffalo	2	0	0	0	0
Calgary	0	0	0	0	0
Carolina	3	1	0	1	0
Chicago	3	0	0	0	2
Colorado	2	0	1	1	2
Columbus	2	0	0	0	0
Dallas	1	0	1	1	2
Detroit	4	1	0	1	0
Edmonton	1	0	0	0	0
Florida	2	0	0	0	0
Los Angeles	0	0	0	0	0
Minnesota	3	2	1	3	2
Montreal	7	0	1	1	0
Nashville	1	0	0	0	0
New Jersey	1	1	0	1	0
NY Islanders	3	0	1	1	4
NY Rangers	0	0	0	0	0
Ottawa	6	0	2	2	0
Philadelphia	0	0	0	0	0
Pittsburgh	2	0	0	0	0
San Jose	1	1	0	1	0
St. Louis	2	0	0	0	2
Tampa Bay	0	0	0	0	0
Toronto	5	0	1	1	2
Vancouver	1	0	1	1	0
Washington	0	0	0	0	0
Winnipeg	4	0	1	1	0

CAREER TRANSACTIONS

Signed by Buffalo as an unrestricted free agent, July 1, 2017; Claimed by Toronto off of waivers, January 20, 2017; Claimed by Florida off of waivers, November 12, 2016; Claimed by Toronto off of waivers, October 11, 2016; Selected by Boston in the fifth round (131st overall) of the 2012 NHL Draft.

SEASON STATS 2016-17

Appeared in 24 NHL games with the Maple Leafs and Panthers, tallying a career-best five assists • Ranked second among Marlies skaters in assists (34) and fifth in points (44) despite appearing in just 38 AHL games • His 1.16 points per game ranked sixth among all AHL skaters with at least 25 games played • Recorded assists in consecutive games (12/15-12/16) • Returned to lineup vs. NYI (1/13) after missing four games due to injury.

CAREER STATS

2015-16: Spent most of the season in Providence, where he ranked second overall in the AHL scoring race (77) and led the AHL in assists with 53 in 57 games • Was named to the AHL's First All-Star Team • Began the season in Boston as a non-roster player after suffering an injury in a preseason game before being assigned to Providence on 10/23 • Recorded his lone NHL point of the season with an assist vs. OTT (12/29)... **2014-15:** Split the season between Boston and Providence, finishing fourth in the Providence scoring race with 31 points (12+19) despite playing in just 39 games • Three of his six goals tied the score in a game while another two gave the Bruins the lead • Played his first NHL game vs. COL (10/13) • Tallied his first NHL point (goal) vs. SJS (10/21) • Recorded a career-best three points (2+1) vs. MIN (10/28) • Had a three-game point streak (1+2) from 12/29-1/3 • Led the AHL Bruins in playoff scoring with five points (2+3) in five games... **2013-14:** Played his first professional season with Boston's AHL affiliate in Providence and ranked second among Providence skaters with 50 points (20+30) • Scored a goal in his first professional game at Portland (10/12) • Had nine multiple-point games, including his first career professional hat trick in a five-point (4+1) effort vs. Adirondack (3/9) • Had a six-game point streak (7+5) from 3/7-3/16 • Added 11 points (4+7) in 12 playoff games... **Juniors:** Played four seasons of junior hockey with London of the Ontario Hockey League • Enjoyed his best junior season in 2011-12 when he led the Knights in scoring with 85 points (45+40) and finished second in the team's scoring race in 2012-13 with another 30-goal and 80-point campaign • Was a member of the first London teams to win consecutive OHL championships in his final two seasons • Had a combined 48 points in 40 games over those two postseasons • Named a First Team OHL All-Star in 2012-13 and earned a Second Team berth in 2011-12.

NHL Totals	58	6	10	16	18
-------------------	-----------	----------	-----------	-----------	-----------



CAREER STATS

REGULAR SEASON

PLAYOFFS

SEASON	TEAM	LEAGUE	GP	G	A	P	+/-	PIM	PP	SH	GW	S	S%	GP	G	A	P	PIM
2009-10	St. Mary's	ON-Jr. B	49	43	35	78	-	56	23	0	3	-	-	5	6	3	9	4
	London	OHL	17	2	1	3	-5	2	0	0	0	-	-	10	4	3	7	2
2010-11	London	OHL	68	22	40	62	-1	28	8	0	3	-	-	6	3	4	7	6
2011-12	London	OHL	68	45	40	85	24	49	15	7	8	-	-	19	10	13	23	12
2012-13	London	OHL	54	33	48	81	18	52	10	3	5	-	-	21	9	16	25	14
2013-14	Providence	AHL	69	20	30	50	0	28	9	0	2	114	17.5	12	4	7	11	8
2014-15	Providence	AHL	39	12	19	31	-1	12	7	0	4	85	14.1	5	2	3	5	0
	Boston	NHL	30	6	4	10	-2	6	1	0	1	33	18.2	--	--	--	--	--
2015-16	Providence	AHL	57	24	53	77	20	32	3	0	6	139	17.3	3	1	2	3	6
	Boston	NHL	4	0	1	1	-4	4	0	0	0	2	0.0	--	--	--	--	--
2016-17	Toronto	AHL	38	10	34	44	8	36	1	0	2	75	13.3	11	2	7	9	4
	Toronto	NHL	3	0	0	0	0	0	0	0	0	3	0.0	--	--	--	--	--
	Florida	NHL	21	0	5	5	6	8	0	0	0	18	0.0	--	--	--	--	--
NHL Totals			58	6	10	16	0	18	1	0	1	56	10.7	--	--	--	--	--




CHAD
JOHNSON

June 10, 1986 | Saskatoon, SK

31

6 ft 3 in | 197 lbs

CAREER GAME HIGHLIGHTS



Most Shots Faced: 46, 3/29/16 at PIT
Most Saves: 44, 12/17/15 vs. ANA
Most Saves in Shutout: 44, 12/17/15 vs. ANA
Longest Shutout Sequence: 117:56, 11/20/16 at DET to 11/25/16 at BOS
Longest Winning Streak: 6 games, (2x). Most recent: 11/30/16 vs. TOR to 12/10/16 vs. WPG

CAREER TRANSACTIONS

Signed by Buffalo as an unrestricted free agent, July 1, 2017; Acquired by Arizona from Calgary with Brandon Hickey and a third-round pick in the 2018 NHL Draft in exchange for Mike Smith, June 17, 2014; Signed by Calgary as an unrestricted free agent, July 1, 2016; Acquired by Buffalo from NY Islanders with a third-round pick in the 2016 NHL Draft in exchange for Michal Neuvirth, March 2, 2015; Signed by Boston as an unrestricted free agent, July 5, 2013; Signed by Phoenix as an unrestricted free agent, July 1, 2012; Acquired by NY Rangers from Pittsburgh in exchange for a fifth-round pick in the 2009 NHL Draft, June 27, 2009; Selected by Pittsburgh in the fifth round (125th overall) of the 2006 NHL Draft

SEASON STATS 2016-17

Set a career high with three shutouts in 36 games played • Made his Flames debut and was second star after he stopped 30 shots at VAN (10/15) • Posted his first win as a Flame vs. BUF (10/18) • Earned his first shutout as a Flame with a 27-save night at MIN (11/15) • Played 117:56 without allowing a goal (11/20/16 at DET to 11/25/16 at BOS), topping his previous best shutout streak by 7:19 • Made 34 saves and posted his second shutout of the season at CBJ (11/23) • Became the first Flames goaltender since December 1999 to post three shutouts in a calendar month with his 39-save performance vs. TOR (11/30) • Tied a career best with his sixth straight win vs. WPG (12/10), improving to 9-1-0 in a 10-game stretch... **2017 Playoffs:** Appeared in his first career postseason contest vs. ANA (4/19), stopping 20 of 21 shots in a losing effort

CAREER STATS

2015-16: Games missed due to injury: one – upper body (4/9) • Set career-high totals in games played (45) and wins (22) • Broke the Sabres' franchise record for most saves in a shutout with a career-high 44 saves vs. ANA (12/17), topping Ryan Miller's previous mark of 43 (2/29/12 at ANA) • Won five straight starts from 2/12-3/18 • Earned his 20th win of the season vs. TOR (3/31), becoming the first Sabres goaltender to win 20 games since Ryan Miller in 2011-12... **2014-15:** Won his first three decisions of his first season as a member of the Islanders (10/11-10/25) • Compiled a 2-2-1 record with a .935 save percentage and a 2.20 goals-against average in five games during the month of February • Suffered an ankle injury during morning skate before his first start with the Sabres and missed the final 18 games of the season... **2013-14:** Played in 27 games with the Boston Bruins during his first full season in the National Hockey League, backing up Tuukka Rask • Compiled a 17-4-3 record with a 2.10 goals against average and .925 SV% • Finished sixth in the NHL among qualified goalies in both GAA and SV% • Allowed two or fewer goals in 17 games • Dressed in 80 of 82 regular season games • Logged a five-game winning streak from 11/14-12/12 • Appeared in 16 straight games without recording a loss (11-0-3) from 1/9-3/29, including a career-best six-game winning streak from 3/4-3/29; registered his second (2/1 vs. EDM) and third (3/21 at COL) career shutouts during that stretch... **2014 Playoffs:** Dressed as a backup for 12 games as Boston advanced to the Eastern Conference Semifinals... **2012-13:** Appeared in 34 games with the Portland Pirates during his first season in the Phoenix Coyotes organization, posting a 16-15-1 record with a 3.00 GAA • Also appeared in four NHL games with Phoenix during his fourth professional season, registering a 2-0-2 record with a 1.21 GAA and .954 SV% • Had three stints in Phoenix: 1/24-1/31 (1-0-1 in two games, dressed as backup for two games), 3/25-4/7 (1-0-0 in one game, dressed as backup for six games) and 4/15-4/21 (0-0-1 in one game, dressed as backup for one game) • Recorded his first NHL shutout in his first game of the season vs. NSH (1/28)... **2011-12:** Spent his third professional season with the NY Rangers' AHL affiliate, the Connecticut Whale, posting a 22-18-6 record in 49 games • Enjoyed pro-career-high totals of 49 games and 2,775 minutes played... **2010-11:** Spent most of the season with Connecticut, appearing in 40 AHL games • Went 10-2-2 in a 14-game stretch from 11/19-1/5, including two shutouts • Recalled by the Rangers to play one game, playing the third period in relief at NYI (3/31) with no decision • Dressed as a backup for 16

JOHNSON VS. NHL

TEAM	GP	W-L-OT	SO	GA	GAA	SV%
Anaheim	5	2-2-0	1	10	2.46	.919
Arizona	7	5-2-0	0	13	1.95	.924
Boston	6	3-2-1	0	14	2.33	.930
Buffalo	4	2-1-1	0	14	3.50	.837
Calgary	1	0-1-0	0	4	4.07	.875
Carolina	8	7-1-0	0	17	2.11	.930
Chicago	3	0-2-1	0	7	2.30	.927
Colorado	3	2-1-0	1	6	2.00	.933
Columbus	6	5-1-0	1	11	1.81	.928
Dallas	4	3-1-0	0	11	2.75	.913
Detroit	6	3-3-0	0	15	2.54	.907
Edmonton	5	2-1-1	1	11	2.67	.905
Florida	6	4-2-0	0	12	2.13	.924
Los Angeles	3	2-0-0	0	4	1.48	.942
Minnesota	3	2-1-0	1	7	2.28	.915
Montreal	6	1-3-0	0	20	4.40	.825
Nashville	5	2-2-0	1	8	1.80	.920
New Jersey	4	2-2-0	0	8	2.01	.927
NY Islanders	3	1-1-0	0	8	3.48	.902
NY Rangers	3	1-1-0	0	8	3.18	.899
Ottawa	4	2-2-0	0	5	1.59	.943
Philadelphia	3	1-1-0	0	11	4.10	.885
Pittsburgh	4	2-1-1	0	14	3.32	.899
San Jose	5	3-1-1	0	11	2.18	.925
St. Louis	3	0-2-1	0	9	2.98	.903
Tampa Bay	6	1-4-0	0	16	3.04	.888
Toronto	8	5-1-1	1	15	1.99	.932
Vancouver	3	1-0-1	0	4	1.68	.940
Washington	5	2-2-1	0	13	2.58	.920
Winnipeg	5	2-1-2	0	8	1.56	.944

NHL Totals 137 68-45-12 7 314 2.44 .915





CHAD
JOHNSON

June 10, 1986 | Saskatoon, SK

31

6 ft 3 in | 197 lbs

CAREER STATS

games... **2009-10:** Spent most of his first professional season with the Hartford Wolfpack (AHL), earning a career-high 24 wins • Had three shutouts, with two coming in consecutive games 11/13-11/14 • Went 7-1-0 in an eight-game stretch from 10/13-11/14 with a 1.13 GAA in that span • Recalled to New York on three occasions, playing in five NHL games and dressing as backup for 24 games • Made his NHL debut vs. PHI (12/30) with a 40-minute relief stint • Made his first NHL start in a 2-1 shootout loss at ATL (1/7) and recorded his first NHL point with an assist in that game • Registered his first NHL win at COL (1/31) • Represented Canada at the 2010 World Championship with no decisions in three games played... **2008-09:** Was a finalist for the Hobey Baker Award as the nation's top college player after his senior season at the University of Alaska Fairbanks of the Central Collegiate Hockey Association • Enjoyed his best season with a 1.66 GAA and .940 SV% • Six of his 14 wins came by shutout • Named CCHA Player and Goaltender of the Year and earned CCHA First All-Star Team and NCAA West Second Team All-American honors • Finished his collegiate career with a 25-35-11 record and 2.33 goals against average in 79 career college games... **2007-08:** Played just seven games as a junior at University of Alaska Fairbanks, posting a 3.36 GAA and .893 SV%... **2006-07:** Went 5-6-2 in 19 games as a sophomore at University of Alaska Fairbanks... **2005-06:** As a freshman at University of Alaska Fairbanks, was named the team's top rookie • His 2.56 GAA and .917 SV% ranked third among CCHA rookies.

CAREER STATS

REGULAR SEASON

PLAYOFFS

SEASON	TEAM	LEAGUE	GP	W	L	OT	SO	GA	SV%	GAA	MIN	GP	W	L	SO	GA	SV%	GAA	MIN
2003-04	Brooks	AJHL	31	6	20	3	0	117	-	3.94	1,782	-	-	-	-	-	-	-	-
2004-05	Brooks	AJHL	43	25	16	2	2	109	-	2.61	2,505	-	-	-	-	-	-	-	-
2005-06	Alaska Fairbanks	CCHA	18	6	7	4	0	42	-	2.56	985	-	-	-	-	-	-	-	-
2006-07	Alaska Fairbanks	CCHA	19	5	6	2	1	52	-	3.11	1,002	-	-	-	-	-	-	-	-
2007-08	Alaska Fairbanks	CCHA	7	0	6	0	0	20	.893	3.36	-	-	-	-	-	-	-	-	-
2008-09	Alaska Fairbanks	CCHA	35	14	16	5	6	57	.940	1.66	2,062	-	-	-	-	-	-	-	-
2009-10	Hartford	AHL	47	24	18	2	3	112	.911	2.54	2,649	-	-	-	-	-	-	-	-
	NY Rangers	NHL	5	1	2	1	0	11	.919	2.35	281	--	--	--	--	--	--	--	--
	Canada	WC	3	0	0	0	0	1	.964	0.82	281	-	-	-	-	-	-	-	-
2010-11	Connecticut	AHL	40	16	19	3	2	103	.901	2.72	2,271	-	-	-	-	-	-	-	-
	NY Rangers	NHL	1	0	0	0	0	2	.818	6.00	20	--	--	--	--	--	--	--	--
2011-12	Connecticut	AHL	49	22	18	6	1	115	.919	2.49	2,775	-	-	-	-	-	-	-	-
2012-13	Portland	AHL	34	16	15	1	2	97	.903	3.00	1,938	3	0	3	0	12	.898	3.53	204
	Phoenix	NHL	4	2	0	2	1	5	.954	1.21	247	--	--	--	--	--	--	--	--
2013-14	Boston	NHL	27	17	4	3	2	53	.925	2.10	1,511	--	--	--	--	--	--	--	--
2014-15	NY Islanders	NHL	19	8	8	1	0	54	.889	3.08	1,053	--	--	--	--	--	--	--	--
2015-16	Buffalo	NHL	45	22	16	4	1	102	.920	2.36	2,592	--	--	--	--	--	--	--	--
2016-17	Calgary	NHL	36	18	15	1	3	87	.910	2.59	2,014	1	0	1	0	1	.952	1.15	52
	Canada	WC	3	3	0	0	1	4	.917	1.33	180	-	-	-	-	-	-	-	-
	NHL Totals		137	68	45	12	7	314	.915	2.44	7,716	1	0	1	0	1	.952	1.15	52
	Buffalo Totals		45	22	16	4	1	102	.920	2.36	2,592	--	--	--	--	--	--	--	--



JACOB
JOSEFSON

March 2, 1991 | Stockholm, SWE

10

6 ft 0 in | 196 lbs

CAREER GAME HIGHLIGHTS



Goals: 1, (18x). Most recent: 2/4/17 at CBJ
Assists: 1, (42x). Most recent: 4/9/17 at DET
Points: 2, (2x). Most recent: 1/19/15 at SJS (1+1)
Penalty Minutes: 6, (2x). Most recent: 11/22/15 at VAN
Longest Point Streak: 3 games, (2x). Most recent: 3/6/12 vs. NYR to 3/10/12 at NYI (0+3)

CAREER TRANSACTIONS

Signed by Buffalo as an unrestricted free agent, July 1, 2017; Selected by New Jersey in the first round (20th overall) of the 2009 NHL Draft.

SEASON STATS 2016-17

Scored his fourth career game-deciding shootout goal vs. TOR (11/23) • Missed five games with concussion (12/18-12/27) • Missed six games with an illness (1/2-1/12) • Had assists in consecutive games 1/26-1/31 and 2/12-2/14 • Scored the game-winning goal at CBJ (2/4) • Missed 17 games (3/2-4/4) with an upper-body injury.

CAREER STATS

2015-16: Established new career highs with 10 assists and 14 points • Had points in back-to-back games 10/20-10/22 (0+2) • Appeared in his 200th NHL game at VAN (11/22) • Missed 11 games from 12/29-1/19 (foot/lower body); had played in a career high 72 straight games since 1/19/15 • Scored his first career power-play goal at WPG (1/23) • Had points in back-to-back games 2/4-2/6 (1+1) • Missed game Feb. 26 (illness) • Missed 12 games from 3/6-3/31 (upper body)... **2014-15:** Established new career highs in goals (6), assists (6) and points (11) in 62 games played • Matched career high by appearing in each of team's final 36 games • Led New Jersey and tied for fifth in the NHL with three shorthanded goals • Netted three game-deciding goals in the shootout, going 5-for-8 (62.5%) in shootouts overall • Did not dress in 11 contests, including six straight to open season 10/9-10/21 • Missed six games 12/29-1/8 (illness); also missed three games 12/19-12/23 (groin) • Recorded his second career multiple-point game (1+1) at SJS (1/19) • Scored second career game-winning goal vs. PIT (3/17)... **2013-14:** Appeared in 27 games with New Jersey; spent the entire year in the NHL for first time during his four-season North American career • Was a healthy scratch on 44 occasions; played in a season-high six straight contests 11/23-12/2 • Played in his 100th career NHL game vs. CAR (11/27) • Scored first career shorthanded goal vs. FLA (3/31) • Missed last five games of season 4/5-4/13 (lower body); also missed six contests 1/4-1/14 (illness)... **2012-13:** Split campaign between AHL (38 games) and NHL Devils (22) • Missed nine AHL contests (3/15-3/30) with an upper-body injury • Notched lone NHL goal of the season vs. MTL (4/23) • Finished seventh on Albany with 25 points (10+15); tied for second with a plus-11 mark • Notched five multi-point AHL games... **2011-12:** Set a career-high mark with a plus-10 rating • Injuries limited him to just 41 games, including a career-high 36 straight appearances from 1/17-4/3; missed two contests 4/5-4/7 with fractured left wrist • Missed 37 games with a broken right clavicle suffered vs. SJS (10/21) • Matched his career high with points in three straight NHL games 3/6-3/10 (0+3)... **2012 Playoffs:** Recorded an assist in his NHL playoff debut in Game 4 of the Eastern Conference Finals against the NY Rangers... **2010-11:** Played in 28 NHL games and 18 games with Albany (AHL) during his first season in North America • Made his North American debut with Albany vs. Adirondack (10/9); made his NHL debut vs. COL (10/15) • Recorded his first NHL point (assist) at NYI (3/6) • Notched a career-high two points (1+1), including first career NHL goal vs. NYI (3/12) • Tallied points in five of six games from 3/12-3/22 (2+4), including career-best three-game point streak (3/12-3/17) • Recorded all 10 NHL points (3+7) in an 18-game stretch (3/6-4/10) • Added 12 points (3+9) in 18 AHL games; totals included a season-high three-game point streak from 1/22-1/28 (2+3)... **Other:** Spent most of the 2008-09 and 2009-10 seasons with Djurgardens (SHL); team advanced to league finals in 2009-10 • With 16 points (5+11), established a team record for goals/points by a player aged 18-and-under • Made his SHL debut on 2/28/08 for his lone senior team appearance of season • Represented Bronze Medal-winning Sweden at 2010 IIHF World Junior Championship in Saskatoon/Regina, Saskatchewan; won Silver Medal at 2009 tourney in Ottawa, Ontario • Began junior career with Djurgardens' under-18 team in 2005-06; continued to see action with squad through 2008-09; was a member of its 2006-07 under-16 championship team • Spent most of 2007-08 with Djurgardens junior team; helped U18 squad capture championship • Made first international appearance at 2008 IIHF World Junior Under-18 Championship in Kazan, Russia; recorded hat trick in first game vs. Belarus.

JOSEFSON VS. NHL

TEAM	GP	G	A	P	PIM
Anaheim	5	0	0	0	0
Arizona	4	0	2	2	0
Boston	10	0	5	5	0
Buffalo	15	1	0	1	6
Calgary	6	0	0	0	2
Carolina	14	1	3	4	4
Chicago	6	0	1	1	4
Colorado	6	0	1	1	0
Columbus	9	1	2	3	2
Dallas	4	0	2	2	0
Detroit	8	0	3	3	0
Edmonton	4	0	0	0	2
Florida	8	1	0	1	4
Los Angeles	4	0	0	0	0
Minnesota	5	0	0	0	2
Montreal	13	2	0	2	2
Nashville	6	0	2	2	2
New Jersey	0	0	0	0	0
NY Islanders	22	2	4	6	2
NY Rangers	21	1	2	3	14
Ottawa	11	0	2	2	2
Philadelphia	17	1	5	6	2
Pittsburgh	18	2	1	3	2
San Jose	8	1	2	3	2
St. Louis	5	0	0	0	0
Tampa Bay	10	1	0	1	0
Toronto	10	2	2	4	4
Vancouver	6	0	0	0	10
Washington	12	0	3	3	8
Winnipeg	9	2	0	2	2

NHL Totals 276 18 42 60 78





JACOB
JOSEFSON

March 2, 1991 | Stockholm, SWE

10

6 ft 0 in | 196 lbs

CAREER STATS

REGULAR SEASON

PLAYOFFS

SEASON	TEAM	LEAGUE	GP	G	A	P	+/-	PIM	PP	SH	GW	S	S%	GP	G	A	P	PIM
2005-06	Djurgardens J18	SWE-18	5	1	1	2	1	0	-	-	-	-	-	-	-	-	-	-
2006-07	Djurgardens J18	SWE-18	25	14	17	31	27	22	-	-	-	-	-	3	0	0	0	0
2007-08	Djurgardens J20	SWE-Jr.	34	14	17	31	18	22	-	-	-	-	-	7	2	3	5	8
	Djurgardens J18	SWE-18	-	-	-	-	-	-	-	-	-	-	-	6	0	6	6	4
2008-09	Sweden	WJC-18	3	4	1	5	3	0	2	0	0	5	80.0	-	-	-	-	-
	Djurgardens IF	SHL	1	0	0	0	0	0	-	-	-	-	-	-	-	-	-	-
	Djurgardens IF	SHL	50	5	11	16	-3	14	-	-	-	-	-	-	-	-	-	-
	Sweden	WJC	6	0	0	0	-1	2	0	0	0	5	0.0	-	-	-	-	-
	Sweden	WJ18	6	3	4	7	5	2	0	1	0	12	25.0	-	-	-	-	-
	Djurgardens J20	SWE-Jr.	5	1	2	3	3	8	-	-	-	-	-	-	6	1	3	4
2009-10	Djurgardens J18	SWE-18	-	-	-	-	-	-	-	-	-	-	-	1	0	0	0	0
	Djurgardens IF	SHL	43	8	12	20	7	20	-	-	-	-	-	-	-	-	-	-
2010-11	Sweden	WJC	6	3	3	6	3	4	0	0	0	17	17.7	-	-	-	-	-
	New Jersey	NHL	28	3	7	10	5	6	0	0	1	31	9.7	--	--	--	--	--
2011-12	Albany	AHL	18	3	9	12	2	4	0	1	0	26	11.5	-	-	-	-	-
	New Jersey	NHL	41	2	7	9	10	6	0	0	0	37	5.4	6	0	1	1	0
2012-13	Albany	AHL	4	2	1	3	0	2	0	0	0	7	28.6	-	-	-	-	-
	New Jersey	NHL	38	10	15	25	11	29	2	2	0	92	10.9	--	--	--	--	--
2013-14	New Jersey	NHL	22	1	2	3	-10	2	0	0	0	20	5.0	--	--	--	--	--
	New Jersey	NHL	27	1	2	3	0	4	0	1	0	21	4.8	--	--	--	--	--
2014-15	New Jersey	NHL	62	6	5	11	0	24	0	3	1	61	9.8	--	--	--	--	--
	Sweden	WC	8	2	2	4	1	2	0	0	0	8	25.0	-	-	-	-	-
2015-16	New Jersey	NHL	58	4	10	14	-21	20	3	0	1	86	4.7	--	--	--	--	--
2016-17	New Jersey	NHL	38	1	9	10	-1	16	0	0	1	44	2.3	--	--	--	--	--
NHL Totals			276	18	42	60	-17	78	3	4	4	300	6.0	6	0	1	1	0




EVANDER
KANE

9

Aug. 2, 1991 | Vancouver, BC

6 ft 2 in | 212 lbs

CAREER GAME HIGHLIGHTS



Goals: 2, (24x). Most recent: 2/11/17 at TOR
Assists: 3, (2x). Most recent: 1/27/15 at PIT
Points: 4, (2x). Most recent: 3/26/13 at CAR (1+3)
Penalty Minutes: 29, 2/9/16 vs. FLA
Longest Point Streak: 8 games, (2x). Most recent: 2/12/13 vs. PHI to 2/26/13 at CAR (6+4)

KANE VS. NHL

TEAM	GP	G	A	P	PIM
Anaheim	13	3	4	7	21
Arizona	11	3	2	5	12
Boston	24	11	3	14	32
Buffalo	18	2	6	8	18
Calgary	8	3	5	8	4
Carolina	25	9	12	21	20
Chicago	13	3	3	6	4
Colorado	14	7	2	9	24
Columbus	11	5	4	9	8
Dallas	12	6	2	8	10
Detroit	14	4	4	8	11
Edmonton	9	3	2	5	8
Florida	29	12	6	18	59
Los Angeles	11	5	5	10	21
Minnesota	13	5	4	9	6
Montreal	25	3	11	14	49
Nashville	14	3	8	11	8
New Jersey	24	9	2	11	32
NY Islanders	21	3	4	7	17
NY Rangers	19	7	5	12	12
Ottawa	23	5	6	11	16
Philadelphia	19	7	11	18	25
Pittsburgh	21	5	12	17	39
San Jose	9	5	0	5	6
St. Louis	13	3	5	8	14
Tampa Bay	26	5	5	10	37
Toronto	20	9	2	11	30
Vancouver	7	1	1	2	10
Washington	27	11	6	17	34
Winnipeg	3	0	1	1	2

NHL Totals 496 157 143 300 589

CAREER TRANSACTIONS


Acquired by Buffalo from Winnipeg with Zach Bogosian and Jason Kasdorf in exchange for Tyler Myers, Drew Stafford, Joel Armia, the rights to Brendan Lemieux and a first-round pick in the 2015 NHL Draft, February 11, 2015; Selected by Atlanta in the first round (fourth overall) of the 2009 NHL Draft.

SEASON STATS 2016-17

Games missed due to injury: 12; 11 – cracked ribs (10/16-11/7), one – illness (2/14) • Ranked ninth in the league with .36 even-strength goals per game, the best rate by a Sabre since Jason Pominville (.37) in 2006-07 • Became the first player to lead the Sabres in both goals and penalty minutes since 1985-86 (Mike Foligno) • Ranked fifth in the league with 3.7 shots per game • Logged nine multi-point games; the Sabres recorded a 7-2-0 record in these games • Led all forwards with 22:09 of ice time in his first game back from injury vs. OTT (11/9) • Tied his career high with 11 shots on goal at PIT (3/5) • Had a season-high 25:24 of ice time at CBJ (3/28) • Recorded his 300th NHL point with a goal at TBL (4/9).

CAREER STATS

2015-16: Games missed due to injury: 16; 10 – knee (10/27-11/17), six – upper body (3/29-4/9) • Ranked second among all NHL forwards in average ice time per game (21:02), trailing only teammate Ryan O'Reilly (21:44) • Led all Sabres in shots (271), penalty minutes (91) and even-strength goals (17) despite missing 16 games to injury • Ranked third in the NHL with 4.2 shots per game, ranking fourth in franchise history behind only Alexander Mogilny (4.68 in 1992-93), Rick Martin (4.43 in 1974-75) and Dave Andreychuk (4.21 in 1991-92) • The Sabres went 12-3-2 in games in which he scored a goal and 19-5-3 when he recorded a point • Logged eight multi-point games; the Sabres recorded a 7-0-1 record in these games • Recorded an assist in 21:58 TOI in his Sabres debut vs. OTT (10/8) • Tallied seven shots and scored his first goal as a member of the Sabres vs. TOR (10/21) • Logged three straight multi-point games at NSH (11/28), at DET (12/1) and vs. ARI (12/4) • Played in his 400th NHL game at NYR (1/25) • Scored a goal and recorded a career-high 11 shots vs. BOS (2/4) • Logged three fighting majors against Alex Petrovic vs. FLA (2/9); the pair became the first players to square off with one another three times in a game since 1/10/02 (Jody Shelley and Bob Probert)...
2014-15: Did not play for the Sabres after being acquired on 2/11 due to a shoulder injury that sidelined him for the last 27 games of the season • Scored his 100th career NHL goal, adding an assist and a fight vs. PIT (11/6) • Scored two power-play goals at CBJ (11/25) • Missed two games (12/9-12/11) due to suspension • Scored a goal in three straight games (1/11-1/15) • Tied his career high with three assists at PIT (1/27)...
2013-14: Recorded three points (2+1) vs. LAK (10/4) • Scored twice in a game vs. NJD (10/5) and at PIT (1/5) • Recorded separate three-game point streaks 10/18-10/22 (2+ 1) and 3/16-3/19 (2+1) • Scored five goals in a seven-game span from 10/13-10/26 • Tied a career high for shots in a game twice, with 10 shots vs. NSH (10/20) and vs. CGY (11/18) • Matched his career-best total of 10 shots in a game vs. NSH (10/20) and vs. CGY (11/18) • Tied for team lead with two shorthanded goals • Played in his 300th NHL game vs. ANA (1/21) • Reached 100 career assists at ANA (3/31) • Recorded his 200th NHL point at CGY (4/11)...
2012-13: Recorded his first goal and assist of the season at WSH (1/22) • Recorded a career-high four-game goal scoring streak (five goals) from 2/21-2/26 • Matched his career-best eight-game point streak (6+4) from 2/12 to 2/26 • Eight-game point streak tied Toby Enstrom for Winnipeg's longest point streak of the season • Recorded a career-high 10 shots on goal at NJD (3/10) • Scored his 12th goal of the season vs. BOS (3/19), moving him into 10th place in franchise scoring with 147 points • Recorded four points (1+3) at CAR (3/26), the most by a Jets player in one game in 2012-13 • Scored two goals vs. FLA (4/11) • Ranked second in the NHL with 190 shots on goal • Led all Jets skaters with 147 hits...
2011-12: Tallied a career-high 57 points (30+27) after 74 games with the Jets • Logged his first multi-goal game of the season (2+0) at FLA (10/31) • Attempted and missed a penalty shot at NYI (11/3) • Scored the game-winner in overtime vs. LAK (12/29) • Earned his 100th NHL point with an assist at BUF (1/7) • Scored two goals, added an assist, and notched the





EVANDER
KANE

9

Aug. 2, 1991 | Vancouver, BC

6 ft 2 in | 212 lbs

CAREER STATS

shootout winner at MIN (2/16) • Scored two goals and added two assists for a four-point night vs. FLA (3/1) • Played in his 200th NHL game and scored a goal at CGY (3/9) • Scored his 30th goal of the season vs. FLA (4/3) • At 20 years old, was the NHL's youngest 30-goal scorer in 2011-12... **2010-11:** Ranked third on the team with 19 goals and second with 228 shots on goal • Led the team with 153 hits • Had a four-game point streak (3+2) from 10/23-10/30 • Registered an assist in his 100th career NHL game vs. STL (12/21) • Tied a career high with three points (2+1) vs. NYR (2/11), scoring the game-tying and game-winning goals in the third period • Participated in the 2011 IIHF World Championship, posting two assists in seven games... **2009-10:** Recorded 26 points (14+12) in 66 games during his rookie season • Tied for third on the team with three game-winning goals • Ranked seventh among NHL rookies in goals and tied for 12th in points • Made his NHL debut and earned his first career point (assist) vs. TBL (10/3) • Scored his first career goal, the game-winning tally, at STL (10/8) • Recorded five points (3+2) in his first eight games from 10/3-10/24 • Missed 15 games with a foot injury from 3/7-4/3 • Participated in the 2010 IIHF World Championships, posting four points (2+2) in seven games... **2008-09:** Tallied 96 points (48+48) and a plus-51 rating in 61 games with the Vancouver Giants of the Western Hockey League • Led the WHL in power-play goals, ranked second in goals and game-winning goals (10), and was fourth overall in points • Named to the WHL Western Conference First All-Star Team and appeared in the CHL Top Prospects Game • Represented Canada at the 2009 World Junior Championship in Ottawa, Ontario, recording six points (2+4) in six games while helping the team to a gold medal ... **2007-08:** Posted 41 points (24+17) in a career-high 65 games during his first full season with the Giants • Was nominated for the WHL Rookie of the Year Award • Recorded two assists in his season debut at Portland (9/21) • Scored his first goal of the season at Kelowna (9/26) and earned his first career two-goal game the next night vs. Kelowna • Helped lead Canada's Under-18 team to a gold medal at the 2008 Ivan Hlinka Memorial Tournament in Slovakia, recording four points (1+3) in four games... **2006-07:** Scored one goal in eight games with Vancouver after joining the team from the Greater Vancouver Canadians of the BC Hockey Major Midget League • Made his WHL debut vs. Seattle (12/13) • Scored his first career WHL goal at Chilliwack (3/18) • Appeared in five playoff games en route to winning the 2007 Memorial Cup Championship.


CAREER STATS

REGULAR SEASON

PLAYOFFS

SEASON	TEAM	LEAGUE	GP	G	A	P	+/-	PIM	PP	SH	GW	S	%	GP	G	A	P	PIM
2006-07	Vancouver	WHL	8	1	0	1	2	11	0	0	0	-	-	5	0	0	0	0
2007-08	Vancouver	WHL	65	24	17	41	20	66	10	0	6	-	-	10	1	2	3	8
2008-09	Vancouver	WHL	61	48	48	96	51	89	23	1	10	-	-	17	7	8	15	45
	Canada	WJC	6	2	4	6	-	2	-	-	-	-	-	-	-	-	-	-
2009-10	Atlanta	NHL	66	14	12	26	2	62	0	1	3	127	11.0	--	--	--	--	--
	Canada	WC	7	2	2	4	-	6	-	-	-	-	-	-	-	-	-	-
2010-11	Atlanta	NHL	73	19	24	43	-12	68	4	0	2	234	8.1	--	--	--	--	--
	Canada	WC	7	0	2	2	4	4	0	0	0	-	-	-	-	-	-	-
2011-12	Winnipeg	NHL	74	30	27	57	11	53	6	0	4	287	10.4	--	--	--	--	--
	Canada	WC	8	4	3	7	6	2	0	0	1	-	-	-	-	-	-	-
2012-13	Winnipeg	NHL	48	17	16	33	-3	80	2	0	4	190	9.0	--	--	--	--	--
	Dynamo Minsk	KHL	12	1	1	2	-	47	-	-	-	-	-	-	-	-	-	-
2013-14	Winnipeg	NHL	63	19	22	41	-7	66	1	2	4	250	7.6	--	--	--	--	--
2014-15	Winnipeg	NHL	37	10	12	22	-1	56	4	1	1	126	7.9	--	--	--	--	--
2015-16	Buffalo	NHL	65	20	15	35	-14	91	2	1	3	271	7.4	--	--	--	--	--
2016-17	Buffalo	NHL	70	28	15	43	-17	113	3	0	5	260	10.8	--	--	--	--	--
	NHL Totals		496	157	143	300	-41	589	22	5	26	1,745	9.0	--	--	--	--	--
	Buffalo Totals		135	48	30	78	-31	204	5	1	8	531	9.0	--	--	--	--	--

CAREER GAME HIGHLIGHTS



Goals:	2, 3/31/16 vs. TOR
Assists:	2, (3x). Most recent: 3/29/16 at PIT
Points:	3, 3/11/15 at TOR (1+2)
Penalty Minutes:	7, 11/5/13 at SJS
Longest Point Streak:	4 games, 3/29/16 at PIT to 4/5/16 at NJD (3+3)

CAREER TRANSACTIONS

Acquired by Buffalo from Minnesota with Matt Hackett, a first-round pick in the 2013 NHL Draft and a second-round pick in the 2014 NHL Draft in exchange for Jason Pominville and a fourth-round pick in the 2014 NHL Draft, April 3, 2013; Selected by Minnesota in the second round (56th overall) of the 2010 NHL Draft.

SEASON STATS 2016-17

Games missed due to injury: 46 – wrist (1/3-4/9) • The team logged a 5-1-0 record in games in which he scored and an 8-2-1 record when he recorded a point • Of his six goals, two were game-winners and three were lasting-lead goals • Logged a season-best, three-game point streak (1+2) from 11/1-11/5 • Scored a goal on a career-high six shots vs. CGY (11/21).

CAREER STATS

2015-16: Games missed due to injury: five; four – lower body (2/9-2/14), one – lower body (4/9) • Set career highs in games played (74), goals (10) and points (17) • The team logged a 7-1-1 record in games in which he scored and an 11-1-2 record when he recorded a point • Five of his 10 goals were game-winners, tying Jack Eichel for the Sabres' team lead • Tallied his first points of the season in his third career multi-point game (0+2) at PHI (10/27) • Scored his first career game-winning goal at DET (12/14) • Played in his 100th NHL game at BOS (12/26) • Recorded the first multi-goal game of his career with two goals vs. TOR (3/31) • Logged a career-best four-game point streak (3+3) from 3/29-4/5... **2014-15:** Scored his first NHL goal vs. COL (12/20) • Scored a goal and had a game-high five hits at WSH (3/7) • Recorded his first career three-point game with a goal and two assists at TOR (3/11) • Scored a goal and went 15-for-24 on faceoffs vs. WSH (3/16) • Notched an assist and a team-high six hits at BOS (3/17) • Tallied an assist and went 11-for-18 on faceoffs vs. ARI (3/26) • Scored a goal and went 10-for-17 on faceoffs vs. CHI (4/3) • Led all Rochester (AHL) skaters with .91 points per game and a plus-12 rating • Tied for second among Rochester (AHL) skaters with 15 goals and ranked third with 40 points... **2013-14:** Recorded four assists in 28 games in his first NHL season • Tallied assists in back-to-back games at NSH (3/27) and vs. TBL (3/29) • Logged a career-high 18:51 TOI vs. PHX (12/23) • Recorded his first NHL point (assist) vs. ANA (11/2) • Logged the first fighting major of his career at SJS (11/5) • Tallied 41 AHL points for the second consecutive season, including a career-high 26 assists • Posted a seven-game point streak (3+9) for Rochester (1/17-2/1) • Appeared in his 100th AHL game vs. Rockford (1/31) • Recorded one assist in three games for the Amerks during the 2013 Spengler Cup in Davos, Switzerland • Collected two points (1+1) in Game 4 at Chicago (5/2)... **2012-13:** Made his NHL debut at DET (2/17), logging two shots in 14:02 of ice time • Tied for 14th in scoring among AHL rookies with 41 points (16+25) in 69 combined games • Led AHL rookies with three shootout-winning goals • Missed the last two games of the season (4/20-4/21) with an injury • Had a three-game point streak (1+2) from 4/5-4/7 • Posted a career-high four points (2+2) at Abbotsford (3/2) • Had a three-game point streak (2+1) from 1/6-1/12 • Collected his first multi-goal game against Rockford (11/18) • Recorded his first multi-point game (1+1) at San Antonio (11/13) • Had a season-best five-game point streak (2+3) from 10/20-11/2 • Scored his first pro goal against Milwaukee (10/27) • Registered his first pro point with an assist at Texas (10/20) • Made his AHL debut against Charlotte (10/13) • Skated in eight games with Vasteras IK (Swe-1), where he tallied two points (1+1) and 10 PIM • Collected a team-high three assists and averaged a point-per-game during the 2013 Calder Cup Playoffs • Recorded two assists in his AHL playoff debut in Game 1 of the Western Conference Quarterfinals at Toronto (4/27)... **2011-12:** Ranked third on Brynas (SEL) roster with 36 points (12+24) in 49 games • Named Rookie of the Year in the Swedish Elite League • Added 10 points (2+8) in 16 playoff contests to help Brynas claim the Le Mat Trophy as Swedish champions • Represented Sweden at the 2012 World Championship, recording two assists in seven games • Captained Sweden to a gold medal at the 2012 U-20 World Junior Championship in Calgary, posting six assists in six games... **2010-11:** Tallied eight points (4+4) in 43 games as an 18-year-old

LARSSON VS. NHL

TEAM	GP	G	A	P	PIM
Anaheim	4	0	1	1	4
Arizona	5	0	1	1	2
Boston	11	0	2	2	7
Buffalo	0	0	0	0	0
Calgary	4	2	1	3	4
Carolina	5	3	1	4	8
Chicago	4	1	0	1	2
Colorado	4	1	1	2	4
Columbus	6	0	0	0	0
Dallas	4	0	1	1	0
Detroit	12	1	1	2	6
Edmonton	5	0	1	1	0
Florida	9	1	1	2	6
Los Angeles	4	0	1	1	0
Minnesota	6	2	0	2	0
Montreal	6	1	0	1	2
Nashville	4	0	1	1	4
New Jersey	9	1	0	1	2
NY Islanders	7	1	0	1	0
NY Rangers	8	2	1	3	0
Ottawa	10	0	1	1	2
Philadelphia	6	0	3	3	2
Pittsburgh	7	0	2	2	0
San Jose	3	1	0	1	7
St. Louis	4	0	0	0	0
Tampa Bay	8	0	1	1	6
Toronto	7	3	4	7	4
Vancouver	5	0	0	0	2
Washington	8	2	0	2	4
Winnipeg	3	0	1	1	0

NHL Totals 178 22 26 48 78



CAREER STATS

rookie with Brynas • Assisted on two goals and recorded four penalty minutes in five postseason contests • Scored his first pro goal against Skelleftea AIK (1/15) • Recorded his first pro point with an assist against Djurgardens IF (9/23) • Made his professional debut against Modo Hockey (9/16) • Notched five points (2+3) in three games at the 2011 U-19 Three Nations Tournament in Helsinki, Finland • Captained Team Sweden at the 2011 U-19 Five Nations Tournament, scoring a team-high 10 points (4+6) in four games • Registered four points (1+3) in six international contests at the 2011 U-20 World Junior Championship, helping Sweden to a fourth-place finish... **2009-10:** Registered 34 points (15+19) in 40 games with Brynas in the Swedish Junior League • Scored one goal with one assist in five playoff appearances • Ranked second in scoring at the 2010 U-18 World Junior Championship in Minsk, netting 14 points (6+8) in five games; received a silver medal and served as team captain for Sweden, also earning a tournament First-Team All-Star selection for his outstanding performance... **2008-09:** Tallied nine points (4+5) and 55 penalty minutes in 33 games with Brynas • Appeared in five postseason matches and picked up two penalty minutes.

CAREER STATS

REGULAR SEASON

PLAYOFFS

SEASON	TEAM	LEAGUE	GP	G	A	P	+/-	PIM	PP	SH	GW	S	S%	GP	G	A	P	PIM
2008-09	Brynas Jr.	SWE-Jr.	33	4	5	9	-	55	-	-	-	-	-	5	0	0	0	2
	Brynas U18	SWE-U18	11	6	4	10	-	76	-	-	-	-	-	3	0	3	3	2
2009-10	Brynas Jr.	SWE-Jr.	40	15	19	34	-	80	-	-	-	-	-	5	1	1	2	2
	Sweden	WJ18	5	6	8	14	-	0	-	-	-	-	-	-	-	-	-	-
2010-11	Brynas U18	SWE-U18	4	1	1	2	-	2	-	-	-	-	-	4	4	4	8	6
	Brynas	SEL	43	4	4	8	3	18	-	-	-	-	-	5	0	2	2	4
	Brynas Jr.	SWE-Jr.	10	6	9	15	-	8	-	-	-	-	-	1	0	0	0	0
2011-12	Sweden	WJC	6	1	3	4	0	4	1	0	0	-	-	-	-	-	-	-
	Brynas	SEL	49	12	24	36	-10	34	-	-	-	-	-	16	2	8	10	16
	Sweden	WC	7	0	2	2	-2	0	0	0	0	-	-	-	-	-	-	-
2012-13	Sweden	WJC	6	0	6	6	3	0	-	-	-	-	-	-	-	-	-	-
	Houston	AHL	62	15	22	37	0	38	6	1	4	89	16.9	-	-	-	-	-
	Vasteras IK	Swe-1	8	1	1	2	-1	10	-	-	-	-	-	-	-	-	-	-
	Rochester	AHL	7	1	3	4	-2	2	0	0	0	10	10.0	3	0	3	3	6
2013-14	Minnesota	NHL	1	0	0	0	0	0	0	0	0	2	0.0	--	--	--	--	--
	Rochester	AHL	51	15	26	41	7	75	5	0	2	117	12.8	5	1	2	3	4
2014-15	Buffalo	NHL	28	0	4	4	0	19	0	0	0	21	0.0	--	--	--	--	--
	Rochester	AHL	44	15	25	40	12	38	3	0	1	116	12.9	-	-	-	-	-
2015-16	Buffalo	NHL	39	6	10	16	0	12	1	0	5	95	12.0	--	--	--	--	--
	Buffalo	NHL	74	10	7	17	-4	27	1	0	5	95	10.5	--	--	--	--	--
2016-17	Buffalo	NHL	36	6	5	11	-7	20	1	0	2	49	12.2	--	--	--	--	--
NHL Totals			178	22	26	48	-11	78	3	0	7	217	10.1	--	--	--	--	--
Buffalo Totals			177	22	26	48	-11	78	3	0	7	215	10.2	--	--	--	--	--

CAREER GAME HIGHLIGHTS



Most Shots Faced:	57, 11/1/13 vs. NYI
Most Saves:	53, 11/1/13 vs. NYI
Most Saves in Shutout:	38, 2/19/16 at CBJ
Longest Shutout Sequence:	126:59, 2/16/16 at OTT to 2/21/16 vs. PIT
Longest Winning Streak:	4 games, 3/30/14 vs. CGY to 4/13/14 at PIT

CAREER TRANSACTIONS

Acquired by Buffalo from Ottawa with David Legwand in exchange for a first-round pick in the 2015 NHL Draft, June 26, 2015; Selected by Ottawa in the second round (46th overall) of the 2009 NHL Draft.

SEASON STATS 2016-17

Games missed due to injury: seven; two – illness (10/25-10/27), one – hip (12/1), three – illness (1/10-1/13), one – neck (2/26) • Was credited with his third career assist on the game-winning goal at NSH (1/24) • Stopped all 37 shots faced in a shutout vs. OTT (2/4) • Made a season-high 43 saves on 44 shots at TOR (2/11) • Won three straight games (2/14-2/18) for the first time since winning four straight to close out the 2013-14 season • Stopped all 23 shots faced in 2-0 win vs. COL (2/16) • Went 5-6-1 in 12 games in February, the most appearances in a single month in his career • Posted a .930 SV% in February, the third-best monthly total of his career (minimum five games played) • Stopped all 24 shots faced in 40 minutes of relief vs. CBJ (3/11).

CAREER STATS

2015-16: Games missed due to injury: 50; 39 – high ankle sprain (10/10-1/5), 11 – high ankle (3/18-4/9) • Set career-high totals in games played (59), wins (23) and shutouts (2) • Ranked fourth among NHL goalies with at least 20 games played in save percentage (.924) • Recorded 34 saves and an assist to earn his first win as a member of the Sabres at OTT (1/26) • Made 38 saves to earn his third career shutout at CBJ (2/19), breaking his personal record for most saves in a shutout • Set a new career-best shutout streak (126:59) from 2/16 at OTT to 2/21 vs. PIT • Played in his 100th career NHL game at ANA (2/25) • Appeared in three games for Rochester (AHL) during a conditioning stint in January...

2014-15: Missed 31 games due to injury, appearing in 25 games while healthy • Began the season 3-0-1 in a four-game stretch (10/11-10/28) in which he posted a .939 SV% and a 2.18 GAA • Stopped 35 of 36 shots in a win at BUF (2/10) • Went 6-1-0 in games in which he faced at least 35 shots, posting a .943 SV% and a 2.12 GAA in those contests...

2013-14: Established a new career high with 12 victories while appearing in a new season-high 36 games in his first full NHL season • Made his regular-season debut at SJS (10/12), matching what were then his career and the Ottawa franchise highs in shots (50) and saves (47) • Set new personal and franchise highs in shots (57) and saves (53) vs. NYI (1/1) • Was recognized as the NHL's First Star of the Week on 11/10 after matching what was then a career best with a three-game winning streak • Earned his second career shutout with 27 saves at MIN (1/14)

• Became the first goaltender in Senators history to face more than 50 shots in one game and earn a victory at STL (2/4); the victory also marked the first shootout win of his NHL career • Earned consecutive shootout wins for the first time in his NHL career on 2/4 and 3/24 • Finished the season with four straight wins, logging a .947 SV% and a 1.92 GAA during that stretch...

2012-13: Spent playing time with both Binghamton (AHL) and Ottawa • Began the season with the B-Sens and joined Ottawa ahead of the abbreviated NHL season • Was re-assigned to Binghamton (1/22) • Posted a record of 18-10-2 with a 2.12 goals-against-average in 31 AHL games with the B-Sens • Was selected to the 2013 AHL Eastern Conference All-Star Team • Was recalled to Ottawa (2/22) and spent the rest of the season in the NHL • Played in 12 games with Ottawa, recording five wins and a 2.20 GAA and .936 SV% • Matched a Senators franchise record (four previous occasions) with 47 saves on 50 shots at BOS (4/2)...

2013 Playoffs: Appeared in relief on two occasions in the playoffs, including his NHL postseason debut at PIT (5/17), when he made 20 saves on 21 shots... **2011-12:** Spent the majority of the season with Binghamton (AHL), posting a 13-22-1 record with a 3.26 GAA and .907 SV% • Was recalled to Ottawa on two occasions, playing in five games • Won his NHL season debut vs. TOR (10/30) • Recorded his first career NHL shutout with 32 saves in a 1-0 win at BOS (2/28)... **2010-11:** Became the youngest goalie (19 years, 173 days) to start a game in goal for the Senators at NYI (1/13), earning his first NHL win • Made his NHL debut by playing the opening 4:42 of the third period at MTL (10/16), making

LEHNER VS. NHL

TEAM	GP	W-L-OT	SO	GA	GAA	SV%
Anaheim	3	0-2-0	0	7	2.40	.941
Arizona	2	2-0-0	0	5	2.50	.915
Boston	17	3-10-3	1	45	2.74	.923
Buffalo	4	1-1-2	0	10	2.42	.926
Calgary	5	3-1-1	0	17	3.38	.899
Carolina	4	0-4-0	0	14	4.26	.885
Chicago	2	0-2-0	0	7	3.53	.908
Colorado	6	2-3-0	1	12	2.18	.923
Columbus	7	5-2-0	1	12	1.81	.951
Dallas	5	1-3-1	0	13	3.26	.911
Detroit	8	3-3-1	0	22	3.16	.908
Edmonton	4	2-1-1	0	8	1.98	.934
Florida	7	2-2-2	0	20	3.08	.908
Los Angeles	4	1-3-0	0	10	2.59	.921
Minnesota	3	2-0-1	1	3	0.97	.965
Montreal	12	4-4-3	0	33	2.95	.913
Nashville	4	2-0-2	0	12	3.51	.906
New Jersey	7	1-5-1	0	19	2.69	.913
NY Islanders	7	3-2-2	0	19	2.80	.918
NY Rangers	5	2-2-1	0	14	3.27	.915
Ottawa	8	4-0-2	1	9	1.30	.959
Philadelphia	4	1-3-0	0	16	4.02	.871
Pittsburgh	5	1-2-1	0	13	2.82	.899
San Jose	2	0-2-0	0	7	3.56	.923
St. Louis	6	4-2-0	0	16	2.57	.925
Tampa Bay	9	3-5-1	0	29	3.15	.901
Toronto	7	3-3-0	0	18	3.25	.902
Vancouver	3	0-2-0	0	7	2.86	.891
Washington	3	0-2-1	0	8	2.67	.911
Winnipeg	3	3-0-0	0	5	1.67	.949

NHL Totals 166 58-71-26 5 430 2.76 .918



July 24, 1991 | Gothenburg, SWE

6 ft 4 in | 245 lbs

CAREER STATS

three saves on three shots • Faced a season-high 35 shots in a 5-2 loss at CGY (2/9) and made a season-high 31 saves at New Jersey (2/1) • Won the Jack A. Butterfield Trophy as MVP of the AHL playoff s after helping Binghamton to its first Calder Cup with a 14-4 record and a .939 save percentage in 19 playoff games • Represented Sweden at the 2011 IIHF World Junior Championship in Buffalo... **2009-10**: Won 27 games, posting a 2.80 GAA and .918 SV% with five shutouts for the Soo Greyhounds (OHL) • Was twice named OHL Goalie of the Week (11/16-11/22 & 1/25-1/31) • Made his AHL debut following Sault Ste. Marie's elimination from the OHL playoff s and won both games in which he appeared... **2008-09**: Represented Sweden at 2009 World Junior Under-18 Championship, posting a 2-2-0 record in four appearances.

CAREER STATS

REGULAR SEASON

PLAYOFFS

SEASON	TEAM	LEAGUE	GP	W	L	OT	SO	GA	SV%	GAA	MIN	GP	W	L	SO	GA	SV%	GAA	MIN
2008-09	Frolunda	SWE-Jr.	22	-	-	-	1	67	-	3.05	1,318	1	-	-	0	3	-	3.08	58
	Sweden	WJ18	4	2	2	0	1	11	-	2.80	236	-	-	-	-	-	-	-	-
2009-10	Sault Ste. Marie	OHL	47	27	13	3	5	120	.918	2.80	2,574	5	1	4	0	20	.874	4.30	279
	Binghamton	AHL	2	2	0	0	0	6	.898	3.00	120	-	-	-	-	-	-	-	-
2010-11	Binghamton	AHL	22	10	8	2	3	56	.912	2.70	1,246	19	14	4	3	39	.939	2.10	1,112
	Ottawa	NHL	8	1	4	0	0	20	.888	3.52	341	-	-	-	-	-	-	-	-
	Sweden	WJC	3	1	1	0	1	9	.906	2.77	195	-	-	-	-	-	-	-	-
2011-12	Binghamton	AHL	40	13	22	1	2	119	.907	3.26	2,192	-	-	-	-	-	-	-	-
	Ottawa	NHL	5	3	2	0	1	10	.935	2.01	299	-	-	-	-	-	-	-	-
2012-13	Binghamton	AHL	31	18	10	2	3	65	.938	2.12	1,841	-	-	-	-	-	-	-	-
	Ottawa	NHL	12	5	3	4	0	27	.936	2.20	735	2	0	1	0	2	.920	2.45	49
2013-14	Ottawa	NHL	36	12	15	6	1	99	.913	3.06	1,942	-	-	-	-	-	-	-	-
2014-15	Ottawa	NHL	25	9	12	3	0	74	.905	3.02	1,471	-	-	-	-	-	-	-	-
2015-16	Buffalo	NHL	21	5	9	5	1	48	.924	2.47	1,164	-	-	-	-	-	-	-	-
	Rochester	AHL	3	1	2	0	0	10	.888	3.36	179	-	-	-	-	-	-	-	-
2016-17	Buffalo	NHL	59	23	26	8	2	152	.920	2.68	3,406	-	-	-	-	-	-	-	-
NHL Totals			166	58	71	26	5	430	.918	2.76	9,358	2	0	1	0	2	.920	2.45	49
Buffalo Totals			80	28	35	13	3	200	.921	2.63	4,570	-	-	-	-	-	-	-	-



CAREER GAME HIGHLIGHTS



Goals: 1, (7x). Most recent: 3/11/17 vs. CBJ
Assists: 1, (28x). Most recent: 3/28/17 at CBJ
Points: 2, 2/28/17 vs. NSH (1+1)
Penalty Minutes: 17, 2/11/16 at PHI
Longest Point Streak: 3 games, (2x). Most recent: 2/26/17 at ARI to 3/2/17 vs. ARI (1+3)

McCABE vs. NHL

TEAM	GP	G	A	P	PIM
Anaheim	4	1	1	2	0
Arizona	4	0	2	2	4
Boston	8	0	1	1	21
Buffalo	0	0	0	0	0
Calgary	4	0	0	0	4
Carolina	6	0	1	1	2
Chicago	4	0	1	1	0
Colorado	3	0	1	1	0
Columbus	7	1	2	3	2
Dallas	3	1	0	1	2
Detroit	11	0	1	1	4
Edmonton	4	0	2	2	4
Florida	8	1	0	1	2
Los Angeles	4	0	1	1	0
Minnesota	4	0	0	0	0
Montreal	6	0	2	2	2
Nashville	4	1	2	3	0
New Jersey	6	0	0	0	4
NY Islanders	7	0	2	2	0
NY Rangers	6	0	1	1	0
Ottawa	8	0	2	2	0
Philadelphia	7	1	2	3	21
Pittsburgh	6	1	0	1	2
San Jose	4	0	0	0	2
St. Louis	5	0	0	0	4
Tampa Bay	7	0	0	0	0
Toronto	9	0	2	2	10
Vancouver	3	0	0	0	2
Washington	6	0	0	0	0
Winnipeg	4	0	2	2	0

NHL Totals 162 7 28 35 92

CAREER TRANSACTIONS

Selected by Buffalo in the second round (44th overall) of the 2012 NHL Draft.

SEASON STATS 2016-17

Games missed due to injury: five – shoulder (1/21-2/4) • Set career highs in assists (17) and points (20); the team was 13-4-2 when he recorded a point • Played in his 100th career game vs. NJD (11/11) • Set a career high with 28:52 of ice time and tied career high with four shots on goal at WSH (12/5) • Logged his first career power-play goal and his first career game-winning goal with a goal vs. DAL (1/16) • Recorded his first career two-point night (1+1) vs. NSH (2/28), matching his previous career high in points (14) in 19 fewer games • Tied his career best with points in three straight games (1+3) from 2/26-3/2.

CAREER STATS

2015-16: Averaged 19:07 of ice time per game, the seventh-highest average ice time by a Sabres rookie since the league began tracking time on ice in the 1997-98 season • Scored his first NHL goal at FLA (10/15) • Had a career-best three-game point streak, tallying three points (1+2) in that span (12/17-12/26) • Skated a career-high 25:42 vs. MIN (3/5) • Tallied two points (1+1) in eight games for the United States at the 2016 IIHF World Championship... **2014-15:** Appeared in two games for the Sabres • Had a productive rookie campaign for Rochester (AHL) that saw him produce 29 points (5+24) in 57 games • Led all Amerks rookies in scoring and finished sixth among all first-year AHL defensemen • Led all Rochester defensemen with .51 points per game • Logged 21:54 of ice time in his AHL debut against Rockford (10/22) • Registered his first AHL point (assist) vs. Adirondack (10/24) • Scored his first professional goal at Hamilton (11/16) • Recorded his first multi-point game (0+2) vs. Utica (11/21) • Missed two games (1/2-1/3) due to illness • Posted a six-game point streak (2+5) from 1/30-2/8 • Returned to the lineup at Iowa (4/3) after missing the previous nine games (3/6-4/1) due to injury • Missed the last three games of the season (4/17-4/19) due to injury... **2013-14:** Tallied his first NHL point (assist) during a season-high 16:25 TOI in the season finale vs. NYI (4/13) • Logged 16:20 TOI in his NHL debut at STL (4/3) • Completed his junior season at the University of Wisconsin (Big Ten), earning All-Big Ten honors by registering a career-high 25 points (8+17) over 33 games and serving as the team's assistant captain • Helped the Badgers to a Big Ten conference tournament championship and was named a CCM American Hockey Coaches First-Team West All-American • Ranked fifth on the team in points and finished tied for third in scoring among Big Ten defensemen • Scored twice and added an assist for a career-high three-point game vs. Alaska-Anchorage (1/4) • Posted three-game point streaks 10/18-11/1 (1+4) and 11/16-11/30 (1+2) • Netted his first career shorthanded goal vs. Northern Michigan (10/11) • Represented the United States at the 2014 IIHF World Championship in Minsk, Belarus; averaged 10:26 TOI per game... **2012-13:** Led all Badgers defensemen in points and assists on his way to being named a Third-Team All-WCHA selection • Was a WCHA All-Academic pick and earned Academic All-Big Ten honors • Tied for 10th in scoring among WCHA blueliners with 15 points in conference play; his 21 points in all competitions placed tied for 12th among all NCAA defensemen • Posted two three-game assist streaks (2/15-2/24; 3/21- 3/23) • Captained Team USA to a gold medal at the 2013 IIHF World Junior Championship in Ufa, Russia; named to the media All-Star Team and ranked third in scoring among the tournament's defensemen with three goals and six points... **2011-12:** Ranked second among team freshmen and seventh among all Wisconsin skaters in points • Scored two of his three goals on the power play • Named the WCHA Rookie of the Week on 1/10 • Had a three-game point streak (2+2) from 1/6-1/13 • Picked up his first career multi-point game with a pair of assists against Michigan State (1/13) • Scored his first and second career goals, both game-winners, in a back-to-back series against RIT (1/6-1/7) • Collected his career point an assist against Minnesota-Duluth (12/9)... **2010-11:** His second full season with USA Hockey's National Team Development Program • Recorded six points (2+4) in 19 USHL contests • Also notched 10 points (2+8) in 27 games with the U.S. National U-18 team • Won gold with Team USA at the 2011 IIHF U-18 World Championship in Dresden, Germany... **2009-10:** Tallied five assists in 35 games in his first season with USA Hockey's National Team Development Program • Added three assists in 16



JAKE McCABE

19

Oct. 12, 1993 | Eau Claire, WI

6 ft 1 in | 210 lbs

CAREER STATS

games with the U.S National U-17 team before appearing in one game for the U-18 squad • Won gold with Team USA at the 2010 U-17 World Hockey Challenge in Ontario, Canada • Played for Team USA in the 2009 U-17 Five Nations Tournament in Fussen, Germany.

CAREER STATS

SEASON	TEAM	LEAGUE	REGULAR SEASON											PLAYOFFS					
			GP	G	A	P	+/-	PIM	PP	SH	GW	S	%	GP	G	A	P	PIM	
2008-09	Eau Claire	Wisc. HS	23	2	20	22	-	16	-	-	-	-	-	-	-	-	-	-	-
	Wisconsin	UMHSEL	22	3	7	10	-	-	-	-	-	-	-	-	-	-	-	-	-
2009-10	USNDTP	USHL	35	0	5	5	-10	34	0	0	0	24	0.0	-	-	-	-	-	
	USNDTP	U-17	16	0	3	3	-	16	0	0	0	-	-	-	-	-	-	-	
	USNDTP	U-18	1	0	0	0	-	2	0	0	0	-	-	-	-	-	-	-	
2010-11	USNDTP	USHL	19	2	4	6	6	4	0	0	0	9	22.2	-	-	-	-	-	
	USNDTP	U-18	27	2	8	10	-	10	-	-	-	-	-	-	-	-	-	-	
2011-12	Wisconsin	WCHA	26	3	9	12	-	12	2	0	2	-	-	-	-	-	-	-	
2012-13	Wisconsin	WCHA	38	3	18	21	-	50	2	0	0	-	-	-	-	-	-	-	
	United States	WJC	7	3	3	6	9	16	0	0	1	-	-	-	-	-	-	-	
2013-14	Wisconsin	Big Ten	36	8	17	25	-	53	3	1	2	-	-	-	-	-	-	-	
	Buffalo	NHL	7	0	1	1	-3	15	0	0	0	1	0.0	--	--	--	--	--	
	United States	WC	7	0	0	0	-2	2	0	0	0	7	0.0	-	-	-	-	-	
2014-15	Rochester	AHL	57	5	24	29	-3	50	3	0	0	83	6.0	-	-	-	-	-	
	Buffalo	NHL	2	0	0	0	0	0	0	0	0	2	0.0	--	--	--	--	--	
2015-16	Buffalo	NHL	77	4	10	14	6	51	0	0	0	62	6.5	--	--	--	--	--	
	United States	WC	8	1	1	2	-3	0	0	0	0	7	14.3	-	-	-	-	-	
2016-17	Rochester	AHL	1	0	0	0	0	0	0	0	0	0	0.0	-	-	-	-	-	
	Buffalo	NHL	76	3	17	20	-7	26	1	0	1	79	3.8	--	--	--	--	--	
	NHL Totals		162	7	28	35	-4	92	1	0	1	144	4.9	--	--	--	--	--	
	Buffalo Totals		162	7	28	35	-4	92	1	0	1	144	4.9	--	--	--	--	--	






MATT MOULSON

Nov. 1, 1983 | North York, ON

26

6 ft 1 in | 203 lbs

CAREER GAME HIGHLIGHTS



Goals: 4, 12/3/11 at DAL
Assists: 3, (2x). Most recent: 2/16/13 vs. NJD
Points: 4, (2x). Most recent: 2/16/13 vs. NJD (1+3)
Penalty Minutes: 10, 3/16/16 vs. MTL
Longest Point Streak: 8 games, 1/28/14 vs. WSH to 3/9/14 vs. STL (3+7)

MOULSON vs. NHL

TEAM	GP	G	A	P	PIM
Anaheim	17	3	7	10	4
Arizona	15	1	4	5	8
Boston	31	8	11	19	12
Buffalo	16	7	8	15	0
Calgary	11	7	1	8	4
Carolina	28	8	15	23	2
Chicago	11	1	3	4	2
Colorado	11	0	3	3	4
Columbus	18	3	6	9	0
Dallas	15	9	6	15	2
Detroit	20	6	5	11	4
Edmonton	11	3	5	8	2
Florida	30	6	8	14	6
Los Angeles	14	4	6	10	6
Minnesota	11	0	2	2	2
Montreal	30	11	6	17	12
Nashville	11	0	6	6	4
New Jersey	37	10	5	15	2
NY Islanders	10	6	2	8	2
NY Rangers	35	12	13	25	4
Ottawa	30	7	9	16	4
Philadelphia	35	6	9	15	6
Pittsburgh	36	8	10	18	4
San Jose	17	4	4	8	2
St. Louis	15	3	4	7	2
Tampa Bay	27	7	8	15	2
Toronto	32	16	9	25	6
Vancouver	12	4	3	7	0
Washington	26	5	7	12	2
Winnipeg	24	11	8	19	10

CAREER TRANSACTIONS

Signed by Buffalo as an unrestricted free agent, July 1, 2014; Acquired by Minnesota from Buffalo with Cody McCormick in exchange for Torrey Mitchell, a second-round pick in the 2014 NHL Draft and a second-round pick in the 2016 NHL Draft, March 5, 2014; Acquired by Buffalo from NY Islanders with a first-round pick in the 2015 NHL Draft and a second-round pick in the 2015 NHL Draft in exchange for Thomas Vanek, October 27, 2013; Signed by NY Islanders as an unrestricted free agent, July 6, 2009; Signed by Los Angeles as an unrestricted free agent, September 1, 2006; Selected by Pittsburgh in the ninth round (263rd overall) of the 2003 NHL Draft.

SEASON STATS 2016-17

Tied for 11th in the league with 11 power-play goals, the most by a Sabre since Thomas Vanek and Drew Stafford (11) in 2010-11 • Logged 20:52 of ice time at MIN (11/1), topping 20 minutes for the first time since 4/1/15 vs. TOR (20:01) • Posted three-game point streaks from 11/11-11/15 and 3/10-3/14 • Played in his 600th NHL game vs. DET (1/20).

CAREER STATS

2015-16: Recorded three points (1+2) vs. CBJ (10/12) • Had a three-game point streak (0+3) with assists in three straight games vs. CAR (11/27), at NSH (11/28) and at DET (12/1) • Played in his 500th NHL game vs. ARI (12/4) • Ended a 45-game goal drought by scoring his fifth goal of the season at OTT (2/16)... **2014-15:** Games missed due to injury: five; three – illness (12/20-12/23), two – illness (4/3-4/4) • Recorded an assist in his 400th NHL game vs. ANA (10/13) • Scored a goal vs. NYR (2/20) for his 300th career NHL point • Had three separate three-game point streaks (11/11-11/15, 2/19-2/22, 3/30-4/6) • Notched two assists and tied his career high with a plus-4 rating vs. VAN (2/26)... **2013-14:** Tallied more than 50 points (23+28) for the third time in his career • Recorded points in a career-best eight consecutive games (3+7; 1/28-3/9) surrounding his midseason trade to Minnesota • Led Sabres in goals (17) and points (36) at time of trade • Missed four games with an upper-body injury (2/1-2/6) • His first eight points with Sabres came in four two-point outings in seven-game span (10/28-11/12) • Scored twice in his Sabres debut vs. DAL (10/28)... **2014 Playoffs:** Scored a goal and led Wild with five shots in Game 5 at COL (4/26) • Missed last two games with lower body injury... **2012-13:** Led the Islanders in assists (29), placed second in points (44) and third in goals (15) during his fourth season with the team • Tied for seventh in the NHL and placed second on the team in power-play goals (8) • Had 13 multi-point games, including a four-point effort (1+3) that tied his career high vs. NJD (2/16) • Scored his 200th NHL point (assist) at BUF (2/23) • Had a five-game assist streak (3/9-3/19) • Appeared in his 300th NHL game vs. WSH (3/9) • Missed a game (flu) for the first time in his Islanders career and saw his consecutive games-played streak come to an end vs. TBL (4/6)... **2013 Playoffs:** Made his Stanley Cup Playoffs debut, scoring three points (2+1) in six games during the Eastern Conference Quarterfinals against Pittsburgh... **2011-12:** Established career highs in goals (36), assists (33) and points (69) in 82 games during his third season with the Islanders and sixth professional campaign • Ranked 10th in the NHL in goals • Eclipsed the 30-goal mark for the third-straight season, becoming the first Islander to do so since Ziggy Palffy (1995-96 to 1997-98) • Appeared in all 82 games for the third-straight year, extending his consecutive games-played streak to 246 • Finished second on the team in power-play scoring with 24 points (14+10) • Tied for third in the league with 14 power-play goals • Scored the first goal of the game an NHL-high 12 times and ranked second in the league with 23 road goals • Recorded 17 multi-point games, including one four-point effort and three three-point performances • Had a team-best five-game goal streak, scoring eight goals from 11/26-12/6 and a six-game point streak (8+3) from 11/26-12/8 • Netted his first career four-goal game at DAL (12/3) • Named the NHL's First Star of the Week (6+1) for the period ending 12/4 • Scored his 100th NHL goal at TBL (3/24)... **2010-11:** Recorded 53 points (31+22), marking his second-straight 30-goal season • Finished second on the team in goals and tied for second in points • Skated in all 82 games for the second-straight season • Tied for the team lead in power-play goals (9), tied for second in game-winning goals (3) and ranked second in shots (237)

NHL Totals 636 176 193 369 120





CAREER STATS


• Had 12 multi-point games, including a trio of three-point efforts • Recorded his first three-assist game vs. BUF (1/15) • Scored two goals against his brother-in-law (J. Quick) vs. LAK (2/19) • Scored his second NHL hat trick vs. FLA (2/21) • Recorded his 100th NHL point at TOR (2/22), extending his point streak to four games (6+1)... **2009-10:** Led the team in goals (30) • Was one of three Islanders to play in all 82 games (Streit & Tavares) • Ranked 24th in the NHL and led the Islanders in game-winning goals (5) • Logged a four-game goal-scoring streak (10/12-10/21) • Recorded his first career hat trick at ATL (12/3); it was the first Islanders natural hat trick since Jason Blake (12/19/06 at NYR) • Played his 100th NHL game at ANA (3/19) • Reached the 30-goal mark for the first time in his career vs. PIT (4/11)... **2008-09:** Had one point (1+0) and two penalty minutes in seven games with Los Angeles • Led Manchester (AHL) in goals (21) and power-play goals (11) • Ranked third on Manchester in points and fourth with in assists • His lone goal for Los Angeles was the game-winner vs. ANA (10/14)... **2007-08:** Recorded nine points (5+4) and four penalty minutes in 22 games as a rookie with Los Angeles • Became the 16th player in Kings history to score in his NHL debut on at SJS (11/20) • Recorded his first NHL point (assist) vs. ANA (11/15) • Scored in consecutive games at PHI (1/29) and at NYI (1/31) • Was recalled from Manchester four times during the season • His 28 goals ranked second on Manchester, while his 14 power-play goals ranked third on the team... **2008 Playoffs:** Appeared in four Calder Cup Playoff games with Manchester, recording two goals and four penalty minutes... **2006-07:** Led Manchester with 77 games played, 25 goals and a plus-26 rating • Tied for the team lead with 57 points, 11 power-play goals and two shorthanded goals • Finished second on the club with 32 assists... **2007 Playoffs:** Recorded five points (2+3) in 16 postseason games with Manchester... **2005-06:** Appeared in 35 games as a senior and team captain at Cornell University and led his team with 18 goals and 38 points; it was the third consecutive season that he led Cornell in both categories • Also led his club with 11 power-play goals and four game-winning goals • Finished his four-year tenure at Cornell with 138 points (71+67) in 134 games... **2004-05:** Appeared in 34 games with Cornell and led the team with 22 goals and 42 points • His 20 assists ranked second on the team • Also led the club with 12 power-play goals and was tied for second with four game-winning goals... **2003-04:** Appeared in 32 games as a sophomore at Cornell and led the team with 18 goals and 35 points • His 17 assists ranked second on the team • Also led the club with four game-winning goals and was tied for first with six power-play goals... **2002-03:** Appeared in 33 games at Cornell as a freshman, notching 23 points (13+10) • His 13 goals were tied for second on the club, while his 23 points, 13 goals and four power-play goals led all Cornell freshmen... **2001-02:** Appeared in 42 games with Guelph of the Mid-Western Junior B Hockey League and notched 102 points (56+46) and 80 penalty minutes • His 56 goals and 102 points were both second-most in the league • Named MWJHL Co-MVP with Cambridge's Aran Myers.

CAREER STATS

REGULAR SEASON

PLAYOFFS

SEASON	TEAM	LEAGUE	GP	G	A	P	+/-	PIM	PP	SH	GW	S	S%	GP	G	A	P	PIM
2001-02	Guelph	OHA	42	56	46	102	-	80	-	-	-	-	-	-	-	-	-	-
2002-03	Cornell	ECAC	33	13	10	23	-	22	-	-	-	-	-	-	-	-	-	-
2003-04	Cornell	ECAC	32	18	17	35	-	37	-	-	-	-	-	-	-	-	-	-
2004-05	Cornell	ECAC	34	22	20	42	-	33	-	-	-	-	-	-	-	-	-	-
2005-06	Cornell	ECAC	35	18	20	38	-	14	-	-	-	-	-	-	-	-	-	-
2006-07	Manchester	AHL	77	25	32	57	26	23	11	2	1	-	-	16	2	3	5	8
2007-08	Manchester	AHL	57	28	28	56	5	29	14	0	-	-	-	4	2	0	2	4
	Los Angeles	NHL	22	5	4	9	2	4	0	0	0	35	14.3	-	-	-	-	-
2008-09	Manchester	AHL	54	21	26	47	3	35	11	1	1	-	-	-	-	-	-	-
	Los Angeles	NHL	7	1	0	1	-4	2	0	0	1	6	16.7	-	-	-	-	-
2009-10	NY Islanders	NHL	82	30	18	48	-1	16	8	0	5	208	14.4	-	-	-	-	-
2010-11	NY Islanders	NHL	82	31	22	53	-10	24	9	0	3	237	13.1	-	-	-	-	-
2011-12	NY Islanders	NHL	82	36	33	69	1	6	14	0	5	219	16.4	-	-	-	-	-
2012-13	NY Islanders	NHL	47	15	29	44	-3	4	8	0	0	154	9.7	6	2	1	3	10
2013-14	NY Islanders	NHL	11	6	3	9	3	6	5	0	0	28	21.4	-	-	-	-	-
	Buffalo	NHL	44	11	18	29	-8	20	3	0	2	105	10.5	-	-	-	-	-
	Minnesota	NHL	20	6	7	13	7	8	1	0	3	43	14.0	10	1	2	3	4
2014-15	Buffalo	NHL	77	13	28	41	-11	4	3	0	2	156	8.3	-	-	-	-	-
2015-16	Buffalo	NHL	81	8	13	21	-5	16	2	0	1	111	7.2	-	-	-	-	-
2016-17	Buffalo	NHL	81	14	18	32	-4	10	11	0	2	134	10.4	-	-	-	-	-
NHL Totals			636	176	193	369	-33	120	64	0	24	1,436	12.3	16	1	2	3	4
Buffalo Totals			283	46	77	123	-28	50	19	0	7	506	9.1	-	-	-	-	-


CAREER GAME HIGHLIGHTS


Goals: 4, 1/16/15 vs. PIT
Assists: 3, (5x). Most recent: 12/13/16 vs. LAK
Points: 4, (2x). Most recent: 2/7/16 vs. EDM (3+1)
Penalty Minutes: 16, 2/11/11 vs. PIT
Longest Point Streak: 8 games, (2x). Most recent: 12/17/13 vs. TBL to 1/2/14 vs. CHI (6+7)

CAREER TRANSACTIONS

Signed by Buffalo as an unrestricted free agent, July 1, 2016; Selected by NY Islanders in the first round (seventh overall) of the 2006 NHL Draft.

SEASON STATS 2016-17

Games missed due to injury: 17; one – bruised knee (10/13), 10 – ribs (3/4-3/21), six – illness (3/28-4/9) • Represented the Sabres at the 2017 NHL All-Star Game in Nashville, tallying one assist for the Atlantic Division team • The Sabres were 7-0-2 when he recorded at least two points • Scored a goal on his first shot and added an assist to tally two points in his Sabres debut at EDM (10/16) • Notched three assists vs. LAK (12/13) • Recorded his 400th career point with a goal at NSH (1/24) • Logged a seven-game point streak (3+4) from 2/4-2/14, falling one game shy of his longest streak • Put up multiple points in consecutive games vs. NSH (2/28) and vs. ARI (3/2).

CAREER STATS

2015-16: Led the Islanders with a career-high 42 assists and finished second in points (64) • Led the team with 23 power-play points (7+16) • Finished second on the team in penalty minutes (51) and tied for third with four game-winning goals • Recorded 13 multi-point games • Recorded his 200th career assist vs. ARI (11/16) • Recorded a season-high 10 shots on goal at PIT (1/2) • Missed two games with a lower-body injury (12/19-12/21) • Recorded his second career hat trick vs. EDM (2/7) • Played in his 500th NHL game at CBJ (2/9) • Recorded a six-game point streak (1+7) from 11/12-11/25... **2014-15:** Finished second among Islanders skaters points (51) and assists (33) • Missed 22 games from 1/27-3/9 due to a detached retina, which required surgery • Recorded 12 multi-point games • Scored three shootout-deciding goals • Opened the season with a four-game point streak (2+5) from 10/10-10/16 • Scored his 100th NHL goal at NYR (10/14) • Had a four-game point streak (1+3) from 10/21-10/28 • Appeared in his 400th NHL game on at COL (10/30) • Scored four goals for the first hat trick (and natural hat trick) of his career vs. PIT (1/16) • Recorded his 300th NHL point (assist) vs. MIN (3/24)... **2015 Playoffs:** Scored three points (2+1) during the Islanders' seven-game, first round series against Washington... **2013-14:** Led the Islanders in goals (27), game-winning goals (4), assists (42) and points (69), establishing new career highs in each category • Had 21 multi-point games • His 54 even-strength points and 32 even-strength assists each ranked 10th in the NHL • Finished second on the team in power-play goals (five) and third in power-play points (15) • Went 2-for-3 in the shootout, with two shootout-deciding goals • Recorded multi-point performances in three straight games from 10/17-10/22 (2+4) • Had a five-game point/assist streak (3+5) from 10/17-10/26 • Had three straight multi-point games from 11/2-11/5 (1+6) • Had consecutive three-point games for the first time in his career on 12/29 at MIN and 12/31 at BOS • Matched his career high with an eight-game point streak (6+7) from 12/17-1/2 • Missed his first game since Nov. 19, 2011 due to the birth of his first child on 1/6 (had played in 156 straight) • Had a six-game point streak (4+7) from 1/18-1/27 • Named the NHL's Second Star on 3/17 • Suffered a lower-body injury on 3/25 at CAR and missed the final 10 games of the season... **2012-13:** Was one of eight Islanders to appear in all 48 games • Recorded four multi-point games, including a three-point effort (1+2) vs. TOR (2/28) • Recorded his 100th career assist vs. MTL (3/5) • Recorded two assists in his 300th career game vs. OTT (3/19) • Had a four-game point streak (0+6) from 4/16-4/23... **2013 Playoffs:** Made his Stanley Cup Playoffs debut, tying for the team lead with three goals and adding one assist in six games during the Islanders' Eastern Conference Quarterfinals series against Pittsburgh • Recorded his first career fighting major and scored the game-winning goal in Game 2 on at PIT (5/3)... **2011-12:** Served as an alternate captain • Recorded 45 points (24+21) to finish sixth on the team in scoring • Scored six power-play points (3+3) • 21 of his 23 goals came after 12/1 • Had eight multi-point games, including one three-point contest (2+1) on vs. PHI (1/23) • Broke the 20-goal mark for the first time in his career vs. PIT (3/29) • Had a five-game goal streak from 3/24-3/31 (6+1), tying for the team's longest goal streak of the season • Finished the season with nine goals in the final nine games... **2010-11:** Suffered a shoulder injury, which required surgery, during training camp and began the season on injured reserve;

OKPOSO VS. NHL

TEAM	GP	G	A	P	PIM
Anaheim	9	5	4	9	0
Arizona	10	3	7	10	14
Boston	27	6	18	24	8
Buffalo	24	3	14	17	16
Calgary	10	2	8	10	18
Carolina	30	7	11	18	8
Chicago	12	5	4	9	4
Colorado	11	2	1	3	6
Columbus	15	6	5	11	4
Dallas	10	6	4	10	4
Detroit	14	5	3	8	4
Edmonton	10	6	4	10	6
Florida	26	6	7	13	18
Los Angeles	12	0	7	7	8
Minnesota	14	3	5	8	12
Montreal	23	4	6	10	10
Nashville	9	4	5	9	0
New Jersey	41	8	14	22	16
NY Islanders	2	0	1	1	0
NY Rangers	40	9	14	23	32
Ottawa	28	6	12	18	12
Philadelphia	39	9	14	23	21
Pittsburgh	40	14	17	31	32
San Jose	10	5	8	13	4
St. Louis	13	3	8	11	2
Tampa Bay	25	5	13	18	21
Toronto	29	6	13	19	22
Vancouver	9	1	8	9	4
Washington	28	10	11	21	14
Winnipeg	24	9	10	19	14

NHL Totals 594 158 256 414 334




CAREER STATS

was limited to 38 games due the injury • Made his season debut after missing 44 games vs. WSH (1/20) • Had a three-point night (2+1) to reach 100 career points at ATL (2/1) • Scored the shootout game-deciding goal at MTL (2/10) • Posted a three-assist night at BUF (2/13)... **2009-10:** Named an alternate captain for the first time in his third season with the Islanders • Finished second on the team in scoring with 52 points (19+33) • Scored two overtime goals, tying for the team lead • Established then-career highs in games played (80), assists, points, game-winning goals (4), shots (249) and time on ice (20:32) • Played in his 100th NHL game at NJD (11/28) • Started the season on a six-game point streak (1+5) from 10/3-10/17 • Missed one game at WSH (11/11) with swine flu; returned two nights later to score the overtime goal at CAR (11/13) • Recorded two assists in three straight games from 12/8-12/12 • Scored a season-high three points (1+2), including an overtime goal, at NYR (12/26) • Went on a four-game goal-scoring streak (4+0) from (1/6-1/12) • Finished the season on a three-game point streak (2+3) • Was the 2010 recipient of the Bob Nystrom Award, given annually to the Islander who best exemplifies leadership, hustle and dedication... **2008-09:** Led the Islanders in goals (18) and ranked second on the team in points (39), power-play goals (9) and shots on goal (165) in his second season with the Islanders and first full NHL campaign • Led the Islanders and all NHL rookies in takeaways (76) • Among NHL rookies, ranked ninth in goals, tied for eighth in points, tied for second in power-play goals, tied for seventh in power-play points (13), tied for second in game-winning goals and ranked fourth in shots • Recorded his first multi-goal game, including the game-winner, at ATL (1/28) • Posted two four-game goal streaks: 1/19-1/31 (5+0) and 3/7-3/12 (4+0) • Recorded two five-game point streaks: 12/26-1/2 (2+5) and 1/19-2/3 (5+1) • Recorded points in a career-high eight straight games from 3/7-3/21 (5+5)... **2007-08:** Made his NHL debut vs. TOR (3/18) and played the final nine games of the season with the Islanders, recording two goals and three assists for five points • Scored his first NHL goal (M. Brodeur/game-winner) at NJD (3/21) and also recorded his first NHL point (assist) in the same game • Recorded a goal and four assists in his first weekend with Bridgeport (three games) • Recorded seven goals and four assists for 11 points in 18 games with the University of Minnesota (Western Collegiate Hockey Association)... **2006-07:** Named to the All-WCHA Second Team and WCHA All-Rookie Team • Finished second on the team with 40 points and 19 goals • Tied for eighth in the WCHA and third among conference freshmen in points... **2005-06:** Played with the Des Moines Buccaneers of the United States Hockey League; ranked second on the team and sixth in the league with 58 points (27+31) in 50 games • Finished second on the team in goals and tied for second in assists • Helped lead Des Moines to the Clark Cup as Tier I Junior A National Champions • Led the league in playoff scoring with 16 points (5+11) in 11 games • Named the Clark Cup Playoff MVP • Named a USHL First-Team All-Star and earned USHL Rookie of the Year honors... **2004-05:** Helped lead Shattuck-St. Mary's to the USA Hockey Youth Tier I 18 & Under National Championship • Ranked third on the team in goals (47) and points (92) and fourth in assists (45)... **2003-04:** Skated in 71 games for Shattuck-St. Mary's and totaled 99 points.

CAREER STATS
REGULAR SEASON
PLAYOFFS

SEASON	TEAM	LEAGUE	GP	G	A	P	+/-	PIM	PP	SH	GW	S	S%	GP	G	A	P	PIM
2004-05	Shattuck-St. Mary's	Minn.HS	65	47	45	92	-	72	-	-	-	-	-	-	-	-	-	-
	United States	WHC-17	5	2	2	4	-	2	-	-	-	-	-	-	-	-	-	-
2005-06	Des Moines	USHL	50	27	31	58	28	56	4	4	8	-	-	11	5	11	16	8
2006-07	Minnesota	WCHA	40	19	21	40	-	34	6	1	3	-	-	-	-	-	-	-
	United States	WJC	7	0	1	1	-1	12	-	-	-	-	-	-	-	-	-	-
2007-08	Bridgeport	AHL	35	9	19	28	0	12	4	0	2	-	-	-	-	-	-	-
	Minnesota	WCHA	18	7	4	11	-	6	4	0	1	-	-	-	-	-	-	-
	NY Islanders	NHL	9	2	3	5	3	2	1	0	1	15	13.3	--	--	--	--	--
2008-09	United States	WJC	6	1	5	6	2	2	0	0	0	-	-	-	-	-	-	-
	NY Islanders	NHL	65	18	21	39	-6	36	9	0	3	165	10.9	--	--	--	--	--
	United States	WC	9	2	3	5	3	10	-	-	-	-	-	-	-	-	-	-
2009-10	Bridgeport	AHL	-	-	-	-	-	-	-	-	-	-	-	2	1	0	1	2
	NY Islanders	NHL	80	19	33	52	-22	34	4	0	4	249	7.6	--	--	--	--	--
2010-11	United States	WC	6	1	2	3	2	0	-	-	-	-	-	-	-	-	-	-
	NY Islanders	NHL	38	5	15	20	3	40	0	0	2	72	6.9	--	--	--	--	--
2011-12	NY Islanders	NHL	79	24	21	45	-15	46	3	0	2	152	15.8	--	--	--	--	--
	United States	WC	8	2	1	3	2	0	0	0	0	-	-	-	-	-	-	-
2012-13	NY Islanders	NHL	48	4	20	24	-2	38	0	0	0	101	4.0	6	3	1	4	5
2013-14	NY Islanders	NHL	71	27	42	69	-9	51	5	0	4	195	13.8	--	--	--	--	--
2014-15	NY Islanders	NHL	60	18	33	51	-8	12	6	0	2	195	9.2	7	2	1	3	2
2015-16	NY Islanders	NHL	79	22	42	64	-4	51	7	0	4	202	10.9	11	2	6	8	4
2016-17	Buffalo	NHL	65	19	26	45	-7	24	7	0	2	156	12.2	--	--	--	--	--
NHL Totals			594	158	256	414	-67	334	42	0	24	1,502	10.5	24	7	8	15	11
Buffalo Totals			65	19	26	45	-7	24	7	0	2	156	12.2	--	--	--	--	--

CAREER GAME HIGHLIGHTS



Goals: 2, (8x). Most recent: 11/29/16 at OTT
Assists: 3, (4x). Most recent: 2/25/12 at DET
Points: 4, 10/16/16 at EDM (2+2)
Penalty Minutes: 4, (5x). Most recent: 2/9/17 vs. ANA
Longest Point Streak: 8 games, (2x). Most recent: 11/28/15 at NSH to 12/14/15 at DET (4+7)

O'REILLY VS. NHL

TEAM	GP	G	A	P	PIM
Anaheim	21	7	7	14	6
Arizona	23	7	10	17	6
Boston	12	4	4	8	8
Buffalo	7	2	6	8	2
Calgary	28	4	15	19	6
Carolina	13	2	4	6	0
Chicago	29	10	13	23	2
Colorado	4	0	4	4	0
Columbus	23	5	9	14	6
Dallas	28	3	10	13	2
Detroit	27	5	12	17	6
Edmonton	29	10	14	24	2
Florida	16	6	9	15	0
Los Angeles	22	6	6	12	8
Minnesota	32	7	7	14	2
Montreal	15	4	10	14	0
Nashville	26	6	8	14	4
New Jersey	13	5	5	10	0
NY Islanders	13	1	2	3	2
NY Rangers	12	2	5	7	2
Ottawa	14	6	8	14	0
Philadelphia	13	3	10	13	2
Pittsburgh	12	3	4	7	2
San Jose	22	4	9	13	6
St. Louis	24	7	9	16	2
Tampa Bay	15	4	4	8	6
Toronto	15	4	6	10	0
Vancouver	30	0	12	12	0
Washington	13	0	4	4	0
Winnipeg	19	4	4	8	0

NHL Totals 570 131 230 361 82

CAREER TRANSACTIONS

Acquired by Buffalo from Colorado with Jamie McGinn in exchange for Nikita Zadorov, Mikhail Grigorenko, J.T. Compher and a second-round pick in the 2015 NHL Draft, June 26, 2015; Selected by Colorado in the second round (33rd overall) of the 2009 NHL Draft.

SEASON STATS 2016-17

Games missed due to injury: 10; five – oblique (11/12-11/21), four – appendix (12/27-1/3), one – middle body (11/9) • Ranked fifth in the league and set a new career high in faceoff win percentage (58.0%); it was the fourth-best season by a Sabres center since the league began publishing faceoff percentage in 1997-98 • Led all NHL forwards in average ice time per game (21:27) for the second consecutive season • The Sabres were 14-2-2 when he scored a goal, 22-9-9 when he recorded a point and 10-0-1 in his multi-point games • Set a career high with four points (2+2) in his 500th NHL game at EDM (10/16) • Recorded his 200th career assist vs. NJD (11/11) • Tied a career high with three straight multi-point games (1+5) from 1/5-1/10 • Tied his career high with a three-game goal streak from 3/2-3/5 • Tied to lead Team Canada with six goals in 10 games at the 2017 IIHF World Championship.

CAREER STATS

2015-16: Games missed due to injury: 11 – lower body (2/21-3/12) • Named an NHL All-Star for the first time in his career • Set a new career high with his 39 assists on the season • Led all NHL forwards in time on ice per game (21:44) and finished the season with the highest average career ice time by a Sabres forward • Led all Sabres with 60 points (21+39) • Tied for team lead with 12 multi-point games • Ranked third in the NHL with 1,024 faceoff wins • Became the 13th Sabres player to record at least 60 points in his first season with the team and the first since Pat LaFontaine (1991-92) • Recorded his first goal and assist as a Sabre vs. CBJ (10/12) • Had a five-game point streak (3+7) from 10/23-10/30 • Matched his career high with goals in three straight games from 11/14-11/19 • Tied a career high with an eight-game point streak, tallying 11 points (4+7) in that span (11/28-12/14) • Scored his 100th career goal (and the 100th overtime goal in franchise history) with his overtime winner vs. LAK (12/12) • With his assist, he and brother Cal became the first pair of siblings in Sabres history to combine on a goal (3/31 vs. TOR) • Notched the 300th point of his career with a shorthanded goal at PIT (3/29) • Won gold as an alternate captain for Canada at the 2016 IIHF World Championship in Russia...

2014-15: Appeared in all 82 games for the Avalanche for the first time in his career • Tied for the league lead with 98 takeaways, marking his third time leading the NHL in that category • Led Colorado skaters in faceoff percentage (53.3%) and shorthanded points (1+1) • Ranked first among Avalanche forwards and 14th among NHL forwards in average ice time (19:43) • Recorded his 200th NHL point (assist) vs. TOR (11/6) • Scored his fifth career overtime goal vs. PHI (12/31) • Appeared in his 400th NHL game vs. NYR (2/12) • Won a career-high 20 faceoffs vs. LAK (2/18), going 20-for-26 (76.9%) • Tied his career high with a three-game goal streak from 3/14-3/20 • Had a career-best eight-game point streak (5+8) from 3/14-3/30 • Scored his fourth career shorthanded goal at ANA (3/20) • Equaled his career best with three points (1+2) at EDM (3/25) • Named the NHL's Third Star of the Week for 3/23-3/29 after leading the league with eight points (1+7) in four games • Led the team with 17 points (5+12) in March, his personal high for a single month • Won a gold medal with Team Canada at the 2015 IIHF World Championship in the Czech Republic, tallying 11 points (2+9) in 10 games... **2013-14:** Was the recipient of the Lady Byng Memorial Trophy for "sportsmanship and gentlemanly conduct combined with a high standard of playing ability" • Became only the second player in franchise history to win the Lady Byng Trophy, joining Joe Sakic (2001) • Led the team with a career-high 28 goals, the most by an Avalanche player since 2009-10 (Chris Stewart, 28) • Also led the club in power-play goals (9) and game-winners (6-tied) and ranked first among Avalanche forwards in ice time (19:49) • Finished third on the team with a career-high 64 points • Had a team-high 22 points (9+13) on the power play • Was called for just one minor penalty all season, joining Butch Goring (1977-78, Los Angeles) as the only players ever to receive two or fewer PIM over 80 or more games • Led the NHL with 83 takeaways, the second time in his career that he's paced the league in that category (2011-12); it also marked the fourth time in his career that he's led the team in takeaways (each of his four full seasons) • Scored his third career overtime goal at PHX (11/21) • Had a goal and an assist in his 300th career game at LAK (12/21) • Missed two games (1/8-1/10) due to a shoul-



CAREER STATS

der injury • Tied his career high with two goals at MIN (1/11), his first multi-goal game since 12/4/11 vs. DET • Recorded his 100th career assist vs. BUF (2/1) • Tallied his second overtime goal of the season and fourth of his career at NJD (2/3) • Scored 20 seconds into the first period at WPG (3/19), the fastest goal to begin a game by an Avalanche player in 2013-14 • Committed his only penalty of the season (playing with a broken stick) in his 72nd game vs. SJS (3/29); that snapped a streak of 74 consecutive games without a penalty dating back to 4/23/13, the longest such streak by an NHL forward since Kyle Wellwood went 159 straight without an infraction from 2006-2009 • Logged a career-high 26:10 of ice time vs. PIT (4/6)... **2013 Playoffs:** Finished third on the Avalanche in postseason scoring with six points (2+4) in seven playoff contests • Tied for the team lead with a plus-3 rating • Notched his first career playoff multi-point game with two assists in Game 6 at MIN (4/28)... **2012-13:** Ranked 23rd in the NHL in faceoff percentage (52.8%) • Scored three power-play goals, tied for second on the club • Despite missing the first five weeks of the season, still finished fourth among Colorado skaters in assists and tied for fifth in points • Made his season debut at CBJ (3/3) • Logged a career-high nine shots vs. CHI (3/8) • Tallied three points (1+2) and was plus-4 in eight games at 2013 IIHF World Championship in Stockholm and Helsinki • Led all skaters in the tournament by winning 75 percent of his faceoffs (24-for-32)... **2011-12:** Was Colorado's leading scorer with 55 points (18+37) in 81 games • Led all NHL players with 101 takeaways, which set a new team record • Paced the Avalanche in assists and ranked first among Colorado forwards in ice time (19:31) • Named the NHL's Second Star of the Week for 11/28-12/4 • Appeared in his 200th NHL game at NSH (1/12), becoming the youngest player in franchise history to do so (20 years, 339 days) • Scored his first career overtime goal vs. FLA (1/18) • Missed his only game of the year vs. MIN (1/24) due to illness • Scored with two seconds left in overtime (4:58) vs. CAR (2/10) • Surpassed the 100-point mark for his career with three assists at DET (2/25) • Collected four points (2+2) and was a plus-3 in seven games at the 2012 IIHF World Championship... **2010-11:** Led Colorado in takeaways for the second straight year with 72 • Had just five goals in his first 56 games but scored eight in his final 18 contests • Recorded his first career three-point game (0+3) at CGY (10/28) • Appeared in his 100th NHL game vs. NYR (11/19) • Suffered a shoulder injury at MIN (1/14), forcing him to miss seven games from 1/8-2/5... **2009-10:** Tied for the team lead with 81 games played as a rookie • Was the first non-first-round draft pick to immediately make the NHL in his post-draft year since 2003-04 (Dan Fritsche, Patrice Bergeron) • Led the Avalanche in takeaways (69) and ranked first among Colorado forwards in blocked shots (53-tied) • Made his NHL debut in the season opener vs. SJS (10/1), recording his first NHL point (assist); at 18 years, 236 days, he became the youngest player in Avalanche history at the time • Scored his first NHL goal, a game-winner, at MTL (10/15) • Had a seven-game point streak (2+7) from 10/12-10/24, the longest point streak by an NHL rookie in 2009-10 • Recorded his first career multi-goal game vs. CHI (11/6) • Scored two shorthanded goals vs. CBJ (2/2); became the first NHL rookie to score two shorthanded goals in one game since Jordan Staal (PIT) on 10/21/06 • Missed only one game during the year, vs. STL (2/8), with a foot injury • Signed a three-year, entry-level contract prior to the season (9/21)... **2009 Playoffs:** Appeared in all six postseason games for Colorado, tallying one goal • Made his Stanley Cup Playoffs debut in Game 1 of the WCQF at SJS (4/14) • Scored the winning goal 51 seconds into overtime for his first career playoff goal in Game 3 vs. SJS (4/18); it was the quickest overtime goal by an Avalanche player in the Stanley Cup Playoffs since Joe Sakic (0:24) on 5/21/01... **2008-09:** Recorded 66 points (16+50) in 68 games while serving as alternate captain for the Erie Otters (OHL) • Led the club in assists and shared the team lead in points • Tied for third in the league with four shorthanded goals • Added five assists in five playoff contests • Participated in the 2009 OHL All-Star Classic and the CHL Top Prospects Game • Represented the OHL at the 2008 Canada-Russia Challenge • Voted the "Best Penalty Killer" and finished second in the "Best on Faceoffs" category in the OHL Western Conference Coaches Poll • Served as captain for Team Canada at the 2009 IIHF World Under-18 Championship, totaling five points (2+3) in six games... **2007-08:** Was the first overall selection in the 2007 OHL Priority Draft • Recorded 52 points (19+33) in 61 games in his first year with Erie • Served as captain of Team Ontario at the 2008 World Under-17 Hockey Challenge, posting six assists in six games to lead his squad to the gold medal • Won a gold medal with Team Canada at the 2008 Under-18 Ivan Hlinka tournament in Slovakia.

CAREER STATS

REGULAR SEASON

PLAYOFFS

SEASON	TEAM	LEAGUE	GP	G	A	P	+/-	PIM	PP	SH	GW	S	%	GP	G	A	P	PIM
2006-07	Toronto	GTHL	50	31	43	74	-	-	-	-	-	-	-	-	-	-	-	-
2007-08	Erie	OHL	61	19	33	52	-18	14	6	3	0	-	-	-	-	-	-	-
2008-09	Erie	OHL	68	16	50	66	1	26	5	4	3	-	-	5	0	5	5	2
	Canada	WJ18	6	2	3	5	3	0	1	0	0	16	12.5	-	-	-	-	-
2009-10	Colorado	NHL	81	8	18	26	4	18	0	2	2	135	5.9	6	1	0	1	2
2010-11	Colorado	NHL	74	13	13	26	-7	16	2	1	0	119	10.9	--	--	--	--	--
2011-12	Colorado	NHL	81	18	37	55	-1	12	4	0	3	189	9.5	--	--	--	--	--
	Canada	WC	7	2	2	4	3	4	0	0	0	9	22.2	-	-	-	-	-
2012-13	Colorado	NHL	29	6	14	20	-3	4	3	0	0	66	9.1	--	--	--	--	--
	Metallurg	KHL	12	5	5	10	-	2	-	-	-	-	-	-	-	-	-	-
	Canada	WC	8	1	2	3	4	0	0	0	0	9	11.1	-	-	-	-	-
2013-14	Colorado	NHL	80	28	36	64	-1	2	9	0	6	201	13.9	7	2	4	6	0
2014-15	Colorado	NHL	82	17	38	55	-5	12	2	1	1	171	9.9	--	--	--	--	--
	Canada	WC	10	2	9	11	10	0	0	0	0	23	8.7	-	-	-	-	-
2015-16	Buffalo	NHL	71	21	39	60	-16	8	8	1	2	157	13.4	--	--	--	--	--
	Canada	WC	10	2	6	8	9	2	0	1	0	18	11.1	-	-	-	-	-
2016-17	Buffalo	NHL	72	20	35	55	-1	10	8	1	3	189	10.6	--	--	--	--	--
	Canada	WC	10	6	3	9	1	0	4	0	1	33	18.2	-	-	-	-	-
	Canada	WCH	6	0	0	0	-1	0	0	0	0	9	0.0	-	-	-	-	-
NHL Totals			570	131	230	361	-30	82	36	6	17	1,227	10.7	13	3	4	7	2
Buffalo Totals			143	41	74	115	-17	18	16	2	5	346	11.8	--	--	--	--	--

CAREER GAME HIGHLIGHTS



Goals: 3, (2x). Most recent: 3/18/10 at TBL
Assists: 3, (8x). Most recent: 1/19/17 at ARI
Points: 4, (4x). Most recent: 2/7/17 at WPG (2+2)
Penalty Minutes: 6, 11/10/07 at BOS
Longest Point Streak: 8 games, (2x). Most recent: 3/17/09 at OTT to 4/3/09 at WSH (2+11)

CAREER TRANSACTIONS

Acquired by Buffalo from Minnesota with Marco Scandella and a fourth-round pick in the 2018 NHL Draft in exchange for Tyler Ennis, Marcus Foligno and a third-round pick in the 2018 NHL Draft, June 30, 2017; Acquired by Minnesota from Buffalo with a fourth-round pick in the 2014 NHL Draft in exchange for Matt Hackett, Johan Larsson, a first-round pick in the 2013 NHL Draft and a second-round pick in the 2014 NHL Draft, April 3, 2013; Selected by Buffalo in the second round (55th overall) of the 2001 NHL Draft.

SEASON STATS 2016-17

Ranked fifth among all Wild skaters in assists and shots on goal and tied for sixth in points • Tied his career best with three assists vs. ARI (1/19) • Recorded a six-game point streak (2+6) from 1/19-1/31 to kick off a stretch in which he recorded 21 points (4+17) in 17 games, including a point in all but two • Tied his career high with four points (2+2) at WPG (2/7) • Named NHL First Star of Week (2/13) after leading the league with eight points (2+6) in four games • Skated in his 900th career NHL game vs. OTT (3/30) • Tallied his 400th career assist vs. COL (4/2).

CAREER STATS

2015-16: Ranked third on the team in shots, tied for third in plus/minus rating and tied for fifth in assists • Notched a season-best, six-game point streak (2+4) from 12/5-12/17 • Played in his 800th career NHL game at SJS (1/23) • Tallied his 600th career NHL point (goal) at NYI (2/2) • Had his consecutive games played streak snapped at 231 games vs. EDM (3/10)... **2016 Playoffs:** Led all Wild skaters in goals and points, totaling seven points (4+3) in six postseason contests... **2014-15:** Tied for first on the team in assists, ranked second in scoring and shots (T-18th in NHL), tied for second in game-winning goals and ranking fifth in goals during regular season • One of two players to play in every game for Wild • Tied his career best with three assists WPG (11/16) and at BUF (1/15) • Skated in his 700th NHL game vs. BOS (12/17) • Had a pair of five-game point streaks (2+3, 11/28-12/9) and (2+5, 12/17-12/29)... **2015 Playoffs:** Led the team in shots and tied for second among Wild skaters in points... **2013-14:** Tied for 16th in the NHL in goals, reaching the 30-goal mark for third time in his career • Led Wild in points and goals in the regular season, tied for first in game-winning goals, and tied for second in shots and power-play goals • Was one of three Wild players to skate in all 82 regular-season games • Scored two goals, including game-winning tally, in his 600th career game at CHI (10/26) • Named NHL First Star of the Week (11/4) after collecting six points in three games (4+2) • Scored his 200th career goal at CAR (11/9) • Scored six goals during a four-game goal streak (6+2) from 10/26-11/3 • Recorded an assist at SJS (1/25) for his 500th career point • Recorded his 300th career assist at NJD (3/20) • Had eight points during a season-best seven-game point streak (4+4) from 3/9-3/20... **2014 Playoffs:** Ranked second on the team in points (9) and assists (7) • Set career postseason high with a four-game point streak in Games 3-6 of the Western Conference Quarterfinals against Colorado (1+4)... **2012-13:** After posting 25 points (10+15) in 37 games with Buffalo to start the season, was acquired by Minnesota (4/3) and totaled nine points (4+5) in 10 games with the Wild • Tied for 11th among all NHL players with 38 takeaways • Totaled 12 multi-point games, including eight with the Sabres • Passed Phil Housley for 12th-most goals in Sabres history with a power play tally vs. TOR (1/29) • Passed Alexander Mogilny for 12th-most points in Sabres history with a goal at OTT (2/5) • Tied a career high with three assists vs. PHI (1/20) • Took sole possession of sixth-most shorthanded goals in Sabres history (10) vs. NJD (3/2) • Passed Derek Roy for ninth-most assists in Sabres history (267) vs. NYR (3/12)... **2011-12:** Became the 16th full-time captain in Sabres history • Became the 11th player in Sabres history to score 50 or more points in six or more seasons • Registered at least one point in 32 of 41 home games • Recorded 46 points (17+29) in 41 home games (ranked fifth in the NHL) and hasn't been held pointless in consecutive home games since 2/25/11-2/26/11 • Sabres were 17-8-1 when their captain scored a goal • Only player to appear in every Sabres game this season • Six-game point streaks from 11/8-11/18 (3+5), 12/7-12/17 (1+7) and 2/4-2/16 (5+2) • Scored two points (1+1) in the 2012 NHL All-Star Game • Played 500th career game vs. WPG (1/7) • Recorded 400th career point at CAR (1/6)... **2010-11:** Games missed due to injury: nine – concussion (10/13-10/30) • Recorded 200th career NHL assist at OTT (1/25) • Five-game assist streak from 12/23-1/4 • Tied career best with four points (2+2) vs. BOS (1/1) • Four-

POMINVILLE VS. NHL

TEAM	GP	G	A	P	PIM
Anaheim	20	4	11	15	0
Arizona	20	5	12	17	2
Boston	57	20	26	46	10
Buffalo	8	2	5	7	0
Calgary	20	3	4	7	14
Carolina	37	14	15	29	10
Chicago	25	11	9	20	0
Colorado	26	7	12	19	0
Columbus	17	8	5	13	2
Dallas	24	3	8	11	6
Detroit	17	2	10	12	2
Edmonton	18	4	9	13	2
Florida	38	15	23	38	14
Los Angeles	18	4	11	15	0
Minnesota	6	1	2	3	0
Montreal	56	13	23	36	14
Nashville	25	7	9	16	0
New Jersey	33	11	9	20	6
NY Islanders	35	7	23	30	12
NY Rangers	36	10	10	20	2
Ottawa	53	12	18	30	22
Philadelphia	36	12	18	30	6
Pittsburgh	37	11	15	26	21
San Jose	21	4	11	15	0
St. Louis	26	4	8	12	4
Tampa Bay	37	16	23	39	14
Toronto	58	19	31	50	10
Vancouver	18	5	4	9	0
Washington	38	12	15	27	4
Winnipeg	45	15	22	37	10

NHL Totals 905 261 401 662 187




CAREER STATS

game point streak (2+2) from 12/7-12/15 • Appeared in 400th career NHL game vs. PIT (11/24) • Had his ironman streak snapped at 336 games when he was injured (concussion) in the first period vs. CHI (10/11) • Sabres were 10-2-0 in his multi-point games... 2011 Playoffs: Scored the game's only goal and tied for the team lead with four shots in a 1-0 win in Game 4 vs. PHI (4/20) • Picked up an assist and registered more than 20 minutes of TOI in both Games 2 and 3 • Recorded an assist in 4:29 TOI in Game 5 at PHI (4/22) before leaving the game with a severed leg tendon; missed Games 6 and 7... **2009-10:** Played in all 82 games for fourth-straight season • Sabres active leader with 332 consecutive regular season games played – fifth longest streak in the NHL • Finished third in team scoring • Multi-point games: 15 • Three-point games: 3 • Sabres were 10-2-2 when he had multi-point game • Registered fourth-straight 20-goal season and fourth season in a row with at least 60 points • Scored 100th career NHL goal vs. NYI (10/16) • Registered 300th career point (goal) vs. TBL (3/27) • Had a season-high eight-game point streak in which he scored 13 points (2+11) beginning at OTT (3/17) and ending at WSH (4/3)... 2010 Playoffs: Tied for team lead in scoring with 4 points (2+2) in six games • Two points including GWG in 4-1 Game 5 win vs. BOS (4/23)... **2008-09:** Played in all 82 games for third-straight season • Multi-point games: 18 • Most multi-point games on Sabres • Four three-point games • Finished second on Sabres in scoring • Registered third-straight 20-goal season and third season in a row with at least 60 points • Registered 100th career NHL assist at NYI (10/13) • Scored 200th career NHL point (goal) vs. TBL (12/10) • Played 300th career NHL game vs. NJD (4/4) • Had a season-high eight-game point streak in which he scored 13 points (2+11) beginning at OTT (3/17) and ending at WSH (4/3)... **2007-08:** Appeared in all 82 games for the second straight season • Multi-point games: 18 • Finalist for the Lady Byng Memorial Trophy • Set new career highs in assists (53) and points (80) • Scored his 100th career point with a goal vs. ATL (10/11) • Scored at least one point in 10 consecutive games starting at PIT (2/17) and ending vs. WSH (3/5) • During the streak he posted 12 points (6+6) • Scored a point in 20 of the last 24 games of the season, registering 29 points (11+18) • Had nine points (3+6) in three games starting vs. CAR (3/14) and ending vs. TBL (3/19) • Scored a career high four points, twice, 12/22 vs. PHI (1+3) and 3/19 vs. TBL (2+2) • Finished the season with a team high plus-16 rating • Finished the season as Buffalo's captain as he was designated to wear the 'C' months of March/April... **2006-07:** Finished with career highs in goals (34), assists (34) and points (68) • Second on the team with two SHG • Had an eight-game point streak (4+7) from 2/17-3/7 • Scored goals in six consecutive games from 10/20-11/2 • Had a career-high three assists vs. NYI (3/30) • Multi-point games: 17 • Finished the season with four three-point games, the most recent 3/30 vs. NYI (0+3)... **2007 Playoffs:** Finished with 10 points (4+6) in 16 games • Scored three points (2+1) in five games vs. NYI • Had three points (2+1) in six games vs. NYR • Assisted on Maxim Afinogenov's OT goal in Game 5 vs. NYR (5/4) • Had four assists in five games vs. OTT... **2005-06:** Played in 57 games for the Sabres • Scored 30 points (18+12) in his rookie year • Scored 18th goal of the season vs. TOR (4/16) • Scored first career hat trick vs. LAK (1/14) • Collected two assists vs. ANA (12/8) for second straight multi-point game, and third in his last four games • Scored first career NHL goal on Olaf Kolzig in 3-2 Buffalo win at WSH (11/27) • Recalled to Buffalo (11/26) • Was the AHL's leading goal scorer at time of recall with 19 goals in 18 games • Was also tied for first with nine power-play goals and ranked fourth in the AHL with 26 points (19+7) • Tied an Amerks franchise record with five goals against Cleveland (10/21) • Played second career NHL game vs. MTL (11/4)... **2006 Playoffs:** Recorded 10 points (5+5) in 18 games • Led all NHL rookies in playoff scoring • Notched two assists at CAR (5/20) • Scored shorthanded OT game/series winning goal at OTT (5/13) • Had two points (1+1) at PHI (5/2) • Scored his first three playoff goals and added one assist vs. PHI (4/24)... **2004-05:** Missed 2005 Calder Cup playoffs due to a broken ankle • Appeared in 78 games with the Rochester Americans (AHL), collecting 68 points (30+38) • Collected three assists for the second-straight game on 3/19 at Syracuse • Scored three goals against St. John's at HSBC Arena (4/3) • Collected three points (2+1) at Cleveland (2/17) • Picked up two goals at San Antonio (12/4) • Scored two goals at Binghamton (11/6)... **2003-04:** Led Rochester with 34 goals, 22 coming on power play • Led AHL with 22 PPG • Ranked fourth in league in goals and 14th in points • Named Sher-Wood American Hockey League Player of the Week on March 1 after recording five goals and one assist in three games • Netted hat trick vs. Syracuse (2/29) • Had missed 12 games with injury • Named starter for Canadian team at 2004 Pepsi AHL All-Star Classic • Missed game due to injury • Made NHL debut at WSH (12/27) and recorded three shots on goal • Led Rochester with 14 goals, 10 on PP, in 31 games at time of recall • Multi-point games: Nine... **2004 Playoffs:** Ranked fifth in points in AHL and tied for second in goals and ninth in assists • Tied for lead with five PPG • Credited with two PPG vs. Milwaukee (5/23) • Picked up assist in games one and two vs. Milwaukee (5/18 & 5/20) • Scored three goals in game three win over Hamilton (5/8) • Recorded goal and assist in Game 7 win over Syracuse (5/1) • Netted two PPG in win over Syracuse (4/25) and added another PP marker vs. Syracuse (4/28)... **2002-03:** Scored first professional playoff goal vs. Milwaukee (4/12) • Finished season with 34 points (13+21), ranking seventh on Amerks • Recorded first two-goal game of professional career at Syracuse (12/28) • Recorded first multi-point game (1+1) of career vs. Binghamton (11/16) • Named November's Mary Cariola VIP Player of the Month for community service • Scored first professional goal at Wilkes-Barre/Scranton (10/30) • Made Rochester debut vs. Albany (10/11)... **2001-02:** Finished second in points for Shawinigan Cataractes (QMJHL) • Registered career-high 121 points (57+64) in 66 games • Led team with career-best 57 goals and was tied for league lead in goals • Ranked seventh in the league in points (121) • Second-straight season topping the 100-point plateau • First Team All-Star and received league award for most sportsmanlike player • Selected CHL Third Team All-Star at left wing • Played for Robert-Label Conference All-Star Team at 2002 CHL All-Star Cup in Ottawa... **2000-01:** Finished second full season with Shawinigan with 113 points (46+67) in 71 games • Set career highs for assists and games played • Helped lead Cataractes to first overall in league • Finished third in team scoring race and was 10th in QMJHL in points • Among league leaders in goals (10th) and assists (14th) • Played for Robert-Label Conference All-Star Team at 2001 CHL All-Star Cup in Montreal • Named QMJHL Player of the Week for the period ending 11/26 with nine points (6+3) • Posted 18-game scoring streak with 32 points (12+20) from 12/17-2/17 • Recorded two hat tricks (9/29 and 11/24) • Posted second-longest scoring streak of season with 35 points (12+23) in 19 consecutive games from 9/25-11/05 • Played for Team Cherry at 2001 CHL/NHL Top Prospects Game in Calgary • Scored 12 points (6+6) in 10 postseason games... **1999-00:** Finished first full season in QMJHL with 21 points (4+17) in 60 games • Appeared in 13 playoff games and registered two goals and three assists.



JASON
POMINVILLE

Nov. 30, 1982 | Repentigny, QC

29

6 ft 0 in | 180 lbs

CAREER STATS

REGULAR SEASON

PLAYOFFS

SEASON	TEAM	LEAGUE	GP	G	A	P	+/-	PIM	PP	SH	GW	S	S%	GP	G	A	P	PIM
1998-99	Shawinigan	QMJHL	2	0	0	0	-	0	-	-	-	-	-	-	-	-	-	-
1999-00	Shawinigan	QMJHL	60	4	17	21	-	12	-	-	-	-	-	13	2	3	5	0
2000-01	Shawinigan	QMJHL	71	46	67	113	-	24	-	-	-	-	-	10	6	6	12	0
2001-02	Shawinigan	QMJHL	66	57	64	121	-	32	-	-	-	-	-	2	0	0	0	0
2002-03	Rochester	AHL	73	13	21	34	5	16	3	0	2	138	9.4	3	1	1	2	0
2003-04	Rochester	AHL	66	34	30	64	-1	30	22	0	4	227	15.0	16	9	10	19	6
	Buffalo	NHL	1	0	0	0	0	0	0	0	0	3	0.0	--	--	--	--	--
2004-05	Rochester	AHL	78	30	38	68	1	43	11	0	7	266	11.3	0	0	0	0	0
2005-06	Buffalo	NHL	57	18	12	30	-4	22	10	2	2	124	14.5	18	5	5	10	8
	Rochester	AHL	18	19	7	26	2	11	9	1	1	78	24.4	0	0	0	0	0
2006-07	Buffalo	NHL	82	34	34	68	25	30	2	2	5	212	16.0	16	4	6	10	0
2007-08	Buffalo	NHL	82	27	53	80	16	20	2	1	1	232	11.6	--	--	--	--	--
	USA	WC	7	2	3	5	-	0	-	-	-	-	-	-	-	-	-	-
2008-09	Buffalo	NHL	82	20	46	66	-4	18	6	1	2	239	8.4	--	--	--	--	--
2009-10	Buffalo	NHL	82	24	38	62	13	22	8	0	2	252	9.5	6	2	2	4	2
2010-11	Buffalo	NHL	73	22	30	52	1	15	5	1	2	215	10.2	5	1	3	4	2
2011-12	Buffalo	NHL	82	30	43	73	-7	12	8	2	5	235	12.8	--	--	--	--	--
2012-13	Buffalo	NHL	37	10	15	25	1	8	1	1	1	94	10.6	--	--	--	--	--
	Minnesota	NHL	10	4	5	9	0	0	1	0	1	24	16.7	2	0	0	0	0
	Mannheim	DEL	7	5	12	-	0	-	-	-	-	-	-	-	-	-	-	-
2013-14	Minnesota	NHL	82	30	30	60	3	16	7	0	5	226	13.3	13	2	7	9	0
2014-15	Minnesota	NHL	82	18	36	54	9	8	3	0	4	252	7.1	10	3	3	6	0
2015-16	Minnesota	NHL	75	11	25	36	10	12	3	0	2	187	5.9	6	4	3	7	6
2016-17	Minnesota	NHL	78	13	34	47	2	4	0	0	2	176	7.4	5	0	1	1	0
	NHL Totals		905	261	401	662	65	187	56	10	34	2,471	10.6	81	21	30	51	18
	Buffalo Totals		578	185	271	456	41	147	42	10	20	1,606	11.5	45	12	16	28	12




BENOIT
POULIOT

67

Sept. 29, 1986 | Alfred, ON

6 ft 3 in | 200 lbs

CAREER GAME HIGHLIGHTS



Goals: 2, (12x). Most recent: 10/26/16 vs. WSH
Assists: 4, 2/11/16 vs. TOR
Points: 4, 2/11/16 vs. TOR (0+4)
Penalty Minutes: 20, 2/17/11 at EDM
Longest Point Streak: 7 games, (2x). Most recent: 3/28/14 at CGY to 4/10/14 vs. BUF (3+4)

POULIOT vs. NHL

TEAM	GP	G	A	P	PIM
Anaheim	19	2	6	8	12
Arizona	16	2	7	9	14
Boston	21	2	1	3	14
Buffalo	23	7	0	7	20
Calgary	19	5	8	13	16
Carolina	22	5	3	8	10
Chicago	12	2	1	3	6
Colorado	16	4	4	8	2
Columbus	16	2	3	5	11
Dallas	13	3	5	8	8
Detroit	10	2	4	6	6
Edmonton	9	1	4	5	24
Florida	25	8	8	16	8
Los Angeles	22	4	5	9	10
Minnesota	12	3	6	9	2
Montreal	17	5	3	8	22
Nashville	12	1	2	3	6
New Jersey	22	3	2	5	20
NY Islanders	21	7	3	10	8
NY Rangers	17	4	2	6	13
Ottawa	25	7	4	11	10
Philadelphia	19	3	7	10	29
Pittsburgh	18	6	5	11	16
San Jose	17	0	3	3	4
St. Louis	16	4	0	4	14
Tampa Bay	20	7	0	7	8
Toronto	25	7	14	21	8
Vancouver	24	2	8	10	8
Washington	23	6	3	9	14
Winnipeg	20	3	6	9	6

NHL Totals 551 117 127 244 349

CAREER TRANSACTIONS

Signed by Buffalo as an unrestricted free agent, July 1, 2017; Signed by Edmonton as an unrestricted free agent, July 1, 2014; Signed by NY Rangers as an unrestricted free agent, July 5, 2013; Acquired by Tampa Bay from Boston in exchange for Michel Ouellet and a fifth-round pick in the 2012 NHL Draft, June 23, 2012; Signed by Boston as an unrestricted free agent, July 1, 2011; Acquired by Montreal from Minnesota in exchange for Guillaume Latendresse, November 3, 2009; Selected by Minnesota in the first round (fourth overall) of the 2005 NHL Draft.

SEASON STATS 2016-17

Finished fourth on the team with 39 takeaways • Tied for first among Oilers forwards with 39 blocked shots • Scored the game-winning goal vs. WSH (10/26) • Played in his 500th career NHL game vs. NYR (11/13).

CAREER STATS

2015-16: Tied his career high in points (36) and set a new career best in assists (22) • Ranked fifth on the team in points (36) and goals (14) • Ranked second on the team in power-play goals (5) • Posted six multi-point games • Registered a career-best four-point game (0+4) vs. TOR (2/11)... **2014-15:** Ranked third on the team in goals (19), setting a new career high • Led the Oilers in game-winning goals (3) • His shooting percentage of 18.1% ranked fourth in the league among players with at least 10 goals • Played in his 400th career NHL game at WSH (1/20)... **2013-14:** Played in a career-high 80 NHL games • Established career highs in points (36) and assists (21) • Tied his best career mark with a seven-game point streak from 3/28-4/10 (3+4)... **2012-13:** Led the team in plus/minus rating (plus-8), tied for sixth in goals (eight) and seventh in points (20) • Tallied a four-game point streak from 2/12-2/19 (2+5) • Tied a career high with three assists vs. TOR (2/19) • Registered consecutive multi-point games on two occasions: 1/29-2/1 (1+3) and 2/16-2/19 (2+3) • Registered 12 points in a 10-game span from 1/29-2/19 (4+8)... **2011-12:** Established career highs in points (32), plus/minus rating (plus-18), and game-winning goals (five) • Ranked third on the team in game-winning goals, seventh in hits (97), eighth in goals, and eighth in points • Skated in his 200th career NHL game vs. WPG (11/26) • Recorded a three-game goal streak from 12/17-12/23 • Tallied 12 points in a 10-game span from 3/4-3/27 (5+7) • Registered three points in a game on two occasions: 1/5 vs. CGY (0+3) and 3/19 vs. TOR (2+1) • Notched his first career playoff goal in Game 2 of the Eastern Conference Quarterfinals vs. WSH (4/14)... **2010-11:** Established career highs in games played (79), assists (17), hits (110), penalty minutes (87), and shots on goal (129) • Tied for third on the team in game-winning goals (four), tied for third in hits, ranked third in penalty minutes and seventh in goals, tied for eighth in assists and tied for eighth in points • Recorded two goals, including the game-winner, at BUF (11/5) • Tallied three assists at MIN (3/20) • Tallied a three-game goal streak from 2/10-2/15 • Skated in three playoff games... **2009-10:** Established career highs in goals (17), and power-play goals (four) • Tallied a career-best five-game point streak 3/6-3/13 (2+4) • Posted four multi-point efforts • Registered a career-high seven shots on goal vs. STL (1/20) • Skated in his 100th career NHL game at PHI (4/2) • Established playoff career-highs in games played (18) and assists (two) • Registered his first career playoff point (assist) in Game 1 of the Eastern Conference Quarterfinals on at WSH (4/15)... **2008-09:** Tied for first among Houston (AHL) skaters in shorthanded goals (two), and ranked eighth in points (24) • Tallied a three-game NHL point streak from 11/1-11/6 (2+1) • Recorded his first career game-winning goal and first career power-play goal at COL (11/6) • Registered a five-game AHL point streak from 2/13-2/21 (1+5) • Established AHL playoff career-highs in games played (20), goals (one), assists (seven), and points (eight) • Recorded his first professional playoff point (assist) at Peoria (4/17) • Scored his first professional playoff goal vs. Milwaukee (5/7)... **2007-08:** Registered 24 points (10+14) in 46 games for Houston (AHL) in his second full professional season • Appeared in a career-high 11 NHL games • Recorded the first points of his NHL career with a two-goal effort at CGY (3/22) • Tallied the first assist of his NHL career vs. VAN (3/28) • Made his NHL playoff debut in Game 5 of the Western Conference Quarterfinals vs. COL (4/17) • Also skated in three playoff games with Houston... **2006-07:** Established AHL career highs in games played (67), goals (19), assists (17), points (36), and penalty minutes (109) • Ranked second on the team in goals and fifth in points • Tallied his first professional point with a





BENOIT
POULIOT

67

Sept. 29, 1986 | Alfred, ON

6 ft 3 in | 200 lbs

CAREER STATS


goal vs. Iowa (10/8) • Tallied a three-game goal streak from 10/20-10/27 • Recorded three points in a game on two occasions: 11/17 vs. San Antonio (2+1) and 1/21 vs. Milwaukee (1+2) • Made his NHL debut at MTL (11/22)... **2005-06:** Established an OHL career high in goals (35) • Led Sudbury in goals and plus/minus rating (plus-23), and ranked second on the team in points (65) • Tallied three consecutive multi-goal efforts from 11/11-11/13 • Registered a nine-game point streak from 1/13-2/4 (9+6) • Recorded a career-high four goals vs. Barrie (2/17) • Represented the Eastern Conference at the 2006 OHL All-Star Classic • Established an OHL playoff career high in goals (eight) • Made his AHL playoff debut at Milwaukee (5/6) • Captured a gold medal as a member of Team Canada at the 2006 IIHF World Junior Championship... **2004-05:** Established OHL career highs in assists (38) and points (67) • Led the team in assists, tied for first in points, and ranked third in goals (29) • Tallied his first OHL hat trick vs. Erie (9/26) • Posted 19 multi-point efforts • Named OHL Rookie of the Month for December with 13 points (6+7) in 11 games • Recorded a seven-game point streak from 12/3-12/17 (5+6) • Selected as the OHL Rookie of the Year and the CHL Rookie of the Year • Named to the OHL First All-Rookie Team • Named to the OHL Second All-Star Team • Established OHL playoff career highs in assists (eight) and points (14)... **2003-04:** Made his OHL debut and registered his first point (goal) vs. Mississauga (2/13) • Skated in his OHL playoff debut and registered his first OHL playoff goal vs. Toronto (3/24).

CAREER STATS

REGULAR SEASON

PLAYOFFS

SEASON	TEAM	LEAGUE	GP	G	A	P	+/-	PIM	PP	SH	GW	S	S%	GP	G	A	P	PIM
2002-03	Clarence	OHA-B	38	13	17	30	-	86	-	-	-	-	-	5	0	2	2	8
	Hawkesbury	CJHL	1	1	0	1	-	0	-	-	-	-	-	-	-	-	-	-
2003-04	Hawkesbury	CJHL	45	21	21	42	-	85	-	-	-	-	-	6	3	7	10	10
	Sudbury	OHL	4	2	2	4	5	0	0	0	0	-	-	4	2	1	3	0
2004-05	Sudbury	OHL	67	29	38	67	7	102	8	0	5	-	-	12	6	8	14	20
2005-06	Sudbury	OHL	51	35	30	65	23	141	11	5	3	-	-	8	8	3	11	16
	Canada	WJC	6	0	5	5	3	14	0	0	0	12	0.0	-	-	-	-	-
2006-07	Houston	AHL	-	-	-	-	-	-	-	-	-	-	-	2	0	0	0	2
	Houston	AHL	67	19	17	36	-16	109	8	0	5	116	16.4	-	-	-	-	-
2007-08	Minnesota	NHL	3	0	0	0	-1	0	0	0	0	1	0.0	-	-	-	-	-
	Houston	AHL	46	10	14	24	-8	67	3	0	1	76	13.2	3	0	0	0	2
2008-09	Minnesota	NHL	11	2	1	3	-1	0	0	0	0	10	20.0	1	0	0	0	0
	Houston	AHL	37	5	6	11	1	18	2	0	1	34	14.7	-	-	-	-	-
2009-10	Houston	AHL	30	9	15	24	-2	20	2	2	0	76	11.8	20	1	7	8	28
	Minnesota	NHL	14	2	2	4	0	12	0	0	0	19	10.5	-	-	-	-	-
2010-11	Montreal	NHL	39	15	9	24	8	31	4	0	3	92	16.3	18	0	2	2	6
	Hamilton	AHL	3	1	2	3	1	4	1	0	0	11	9.1	-	-	-	-	-
2010-11	Montreal	NHL	79	13	17	30	2	87	1	0	4	129	10.1	3	0	0	0	7
2011-12	Boston	NHL	74	16	16	32	18	38	1	0	5	107	15.0	7	1	1	2	6
2012-13	Tampa Bay	NHL	34	8	12	20	8	15	0	0	1	60	13.3	-	-	-	-	-
2013-14	NY Rangers	NHL	80	15	21	36	10	56	7	0	4	141	10.6	25	5	5	10	26
2014-15	Edmonton	NHL	58	19	15	34	-1	28	4	1	3	105	18.1	-	-	-	-	-
2015-16	Edmonton	NHL	55	14	22	36	-6	30	5	1	0	109	12.8	-	-	-	-	-
2016-17	Edmonton	NHL	67	8	6	14	-5	3	0	0	1	77	10.4	13	0	0	0	4
NHL Totals			551	117	127	244	3	349	24	2	22	884	13.2	67	6	8	14	49

CAREER GAME HIGHLIGHTS


Goals:	3, 1/10/16 at WPG
Assists:	2, (4x). Most recent: 1/10/17 vs. PHI (1+2)
Points:	3, (2x). Most recent: 1/10/17 vs. PHI (1+2)
Penalty Minutes:	2, (9x). Most recent: 12/27/17 at DET
Longest Point Streak:	5 games, 12/20/17 at FLA to 12/29/17 vs. BOS (2+4)

REINHART vs. NHL

TEAM	GP	G	A	P	PIM
Anaheim	6	0	2	2	2
Arizona	4	2	1	3	0
Boston	9	2	2	4	0
Buffalo	0	0	0	0	0
Calgary	4	0	3	3	2
Carolina	7	0	3	3	0
Chicago	4	0	1	1	0
Colorado	4	3	1	4	0
Columbus	6	3	1	4	0
Dallas	4	0	1	1	2
Detroit	8	4	1	5	2
Edmonton	4	0	2	2	0
Florida	9	5	3	8	2
Los Angeles	4	1	0	1	0
Minnesota	4	0	1	1	0
Montreal	9	0	2	2	0
Nashville	4	2	1	3	2
New Jersey	6	0	1	1	0
NY Islanders	6	1	2	3	0
NY Rangers	5	1	3	4	0
Ottawa	8	4	3	7	0
Philadelphia	6	1	2	3	2
Pittsburgh	6	1	1	2	2
San Jose	5	0	3	3	0
St. Louis	3	2	0	2	0
Tampa Bay	8	1	1	2	0
Toronto	10	1	6	7	0
Vancouver	4	1	0	1	0
Washington	6	1	1	2	2
Winnipeg	4	4	2	6	0

NHL Totals 167 40 50 90 18

CAREER TRANSACTIONS

Selected by Buffalo in the first round (second overall) of the 2014 NHL Draft.

SEASON STATS 2016-17

Games missed due to injury: two – illness (2/18-2/19) • The Sabres were 12-4-1 in games in which he scored a goal and 7-0-1 in his multi-point games • Logged 22:12 of ice time at VAN (10/20), the second-highest total of his career • Played in his 100th game at BOS (11/7) • Had points (2+3) in a career-best four straight games from 11/25 at WSH to 12/3 vs. BOS; topped that streak with a five-game run (2+4) from 12/20 at FLA to 12/29 vs. BOS • Tied a career high with three points (1+2) vs. PHI (1/10) • Registered two separate three-game point streaks in February (2/7-2/11 and 2/14-2/25), totaling seven points (3+4) in a seven-game span.

CAREER STATS

2015-16: Games missed due to injury: three – upper body (1/22-1/26) • His 23 goals were the eighth-most by a rookie in Sabres franchise history and tied for third-most among all NHL rookies in 2015-16 • Ranked second among all Sabres skaters in goals (23) and third in points (42) • Led all regular Sabres forwards in CF%/SAT% • The Sabres were 6-1-0 when he recorded a multi-point game • Scored his first NHL goal at TBL (10/17) • Scored his first NHL goal at TBL (10/17) • Had the first multi-goal game of his career (2+0) at NSH (11/28) • Scored his first career hat trick with three goals at WPG (1/10), becoming the first Sabres rookie to record a hat trick since Jason Pominville vs. LAK (1/14/06) • Scored six goals in a nine-game span from 2/4-2/21, including a career-best three-game goal streak from 2/4 vs. BOS to 2/9 vs. FLA (4+0) • Won gold with Canada at the 2016 IIHF World Championship in Russia, recording four assists in 10 games... **2014-15:** Logged 13:37 of ice time in his first NHL game vs. CBJ (10/9); became the third-youngest player (18 years, 338 days) ever to dress for the Sabres on opening day • Recorded his first NHL point with an assist at SJS (10/25) • Notched two assists in his AHL debut vs. Utica (4/17) • Had an assist at Adirondack (4/19) • Named a WHL Second Team All-Star • Scored the game-winning goal for Team Canada in the gold medal game at the 2015 World Junior Championship • Tied for the tournament lead in both goals (5) and points (11) at the 2015 World Junior Championship • Named to the tournament All-Star Team at the 2015 World Junior Championship • Led the Kootenay Ice (WHL) in points per game (1.38)... **2013-14:** Tied for fourth in the WHL in scoring with 105 points and ranked second with 69 assists • Awarded the CHL Sportsman of the Year • Was named WHL Player of the Year • Won the WHL Sportsmanlike Player of the Year award • Led the Kootenay Ice and finished tied for fourth in the WHL with 105 points (36+69) in 60 games • Named captain of the Kootenay Ice (WHL) • Selected as a WHL First-Team All-Star • Represented Canada at the 2014 IIHF World Junior Championship in Sweden ... **2012-13:** Was named a WHL Second-Team All-Star after leading Kootenay with 85 points (35+50) in 72 games in his second full WHL season... **2011-12:** Finished his first full WHL season with 62 points (28+34) and only two penalty minutes in 67 games • Won the WHL Rookie of the Year Award... **2010-11:** Won the WHL Championship as a member of the Kootenay Ice.



CAREER STATS

REGULAR SEASON

PLAYOFFS

SEASON	TEAM	LEAGUE	GP	G	A	P	+/-	PIM	PP	SH	GW	S	S%	GP	G	A	P	PIM
2010-11	Vancouver	BCMML	34	38	40	78	-	6	-	-	-	-	-	-	-	-	-	-
	Kootenay	WHL	4	2	0	2	4	0	0	0	1	-	-	1	0	0	0	0
2011-12	Kootenay	WHL	67	28	34	62	16	2	6	0	5	-	-	4	1	1	2	0
	Canada	WJ18	7	2	4	6	1	0	-	-	-	-	-	-	-	-	-	-
2012-13	Kootenay	WHL	72	35	50	85	8	22	9	2	7	-	-	5	0	1	1	4
	Canada	WJ18	7	3	4	7	7	2	-	-	-	-	-	-	-	-	-	-
2013-14	Kootenay	WHL	60	36	69	105	24	11	12	2	6	-	-	13	6	17	23	2
	Canada	WJC	7	2	3	5	5	0	1	0	0	8	25.0	-	-	-	-	-
2014-15	Kootenay	WHL	47	19	46	65	6	20	7	1	2	-	-	7	6	3	9	8
	Buffalo	NHL	9	0	1	1	-1	2	0	0	3	0.0	-	-	-	-	-	-
	Canada	WJC	7	5	6	11	13	6	1	0	3	20	25.0	-	-	-	-	-
2015-16	Rochester	AHL	3	0	3	3	0	0	0	0	5	0.0	-	-	-	-	-	-
	Buffalo	NHL	79	23	19	42	-8	8	8	0	3	165	13.9	-	-	-	-	-
2016-17	Canada	WC	10	0	4	4	3	0	0	0	7	0.0	-	-	-	-	-	
	Buffalo	NHL	79	17	30	47	-11	8	9	0	3	178	9.6	-	-	-	-	-
NHL Totals			167	40	50	90	-20	18	17	0	6	346	11.6	-	-	-	-	-
Buffalo Totals			167	40	50	90	-20	18	17	0	6	346	11.6	-	-	-	-	-





RISTOLAINEN


RASMUS

55

Oct. 27, 1994 | Turku, FIN

6 ft 4 in | 218 lbs

CAREER GAME HIGHLIGHTS



- Goals:** 3, 12/10/15 at CGY
- Assists:** 3, (3x). Most recent: 10/16/16 at EDM
- Points:** 3, (5x). Most recent: 12/6/16 vs. EDM (1+2)
- Penalty Minutes:** 15, 3/21/17 vs. PIT
- Longest Point Streak:** 6 games, 2/12/17 vs. VAN to 2/25/17 at COL (0+6)

CAREER TRANSACTIONS

Selected by Buffalo in the first round (eighth overall) of the 2013 NHL Draft.

SEASON STATS 2016-17

Averaged 26:23 of ice time per game, the most by a Sabres skater in a full season with the team since Alexei Zhitnik (26:33) in 2002-03 • His 24 power-play assists tied for fourth-most in the league and tied for 21st-most in a season in franchise history; it was the highest total by a Sabres defenseman since Garry Galley (28) in 1995-96 season • Recorded an assist on 20.2 percent of his teammates' goals, joining Phil Housley (22.6% in 1989-90) as just the second Sabres defenseman ever to record an assist on more than 20 percent of his teammates' goals in a season • His 39 assists tied him for seventh among all NHL defensemen and were the 19th-most by a defenseman in franchise history; only one other Sabres defenseman in the last 20 years has matched this mark (Brian Campbell, 42 in 2006-07) • The Sabres were 6-0-1 when he recorded at least two points • Tied a career high with three points (0+3) at EDM (10/16) • Played in his 200th NHL game vs. MIN (10/27) • Had two assists and scored an overtime goal vs. EDM (12/6), again tying his career high in points • Had points (2+7) in a career-best five straight games from 12/5 at WSH to 12/16 vs. NYI; topped that streak with a six-game streak (0+6) from 2/12 vs. VAN to 2/25 at COL • Logged a career-high 35:24 of ice time vs. DET (1/20), topping his previous high by 5:02 • Earned his 100th career point with an assist vs. STL (2/18) • Missed three games (3/25-3/28) due to suspension.

CAREER STATS

2015-16: Registered career-high totals in goals (9), assists (32) and points (41), ranking third among all Sabres in assists and fourth in points • Ranked 10th in the NHL with an average ice time of 25:16 per game; only Alexei Zhitnik (four times) has averaged more minutes per game in a full season with the Sabres • Ranked third among all Sabres and ninth among all NHL defensemen with 202 shots, becoming the first Sabres defenseman to record 200 shots in a season since Phil Housley (1989-90) • Became the first Sabres defenseman to record 19 points in a 20-game span (11/7-12/17) since Garry Galley (2/21/96-4/3/96) • Recorded his first career multi-goal game (2+0), including his first career game-winner with 16.8 seconds left in regulation, vs. VAN (11/7); it was the Sabres' latest regulation game-winning goal since Mike Grier scored at 19:55 of the third period on 3/11/06 at PHI • Tied his career high with a four-game point streak (3+3) from 11/7 vs. VAN to 11/14 vs. SJS • Registered the first hat trick of his career at CGY (12/10), becoming the sixth Sabres defenseman to record a hat trick and the first since Phil Housley (1/22/88 vs. NYR); he also became one of only two Sabres defenseman to score three goals in a single period, joining Jerry Korab (11/19/78 vs. MNS) • Became the youngest NHL defenseman to score a hat trick (21 years, 44 days) since Hannu Virta (19 years, 362 days) did so for the Sabres on 3/19/83 at MTL • Was assessed a high-sticking penalty vs. CHI (12/19) that snapped a 43-game penalty-free stretch that began on 3/21/15 • Recorded two assists in a career-high 30:15 of ice time at ARI (1/18)... **2014-15:** Games missed due to injury: three; two – illness (12/29-12/31), one – flu (4/1) • Led the team in ice time in 12 games, averaging 20:36 for the season • Scored his first goal of the season at MIN (11/13) • Scored his second goal of the season and was named the game's third star vs. OTT (12/15) • Scored a power-play goal and skated a team-high 26:46 of ice time at BOS (12/21) • Set a new career high with 28:36 of ice time vs. NYR (3/14) • Scored a power-play goal and had 28:23 TOI at BOS (3/17) • Had two points (1+1) and finished with a plus-1 rating at COL (3/28) • Tallied a career-high three assists vs. CHI (4/3) • Recorded points in a career-best four straight games from 3/26-4/3 (3+4)... **2013-14:** Made his NHL debut vs. DET (10/2) • Scored his first NHL goal in the second period at FLA (10/25) • Played 34 games for the Sabres and registered four points (2+2) • Scored the gold medal-clinching goal for Finland at the 2014 World Junior Championship • Scored three goals and was a plus-1 for Finland at World Juniors • Played in 34 regular-season games for Rochester and recorded 20 points (6+14) • His 20 points ranked third among Amerks defensemen • Scored his first two AHL goals at Hamilton (11/27) • Recorded back-to-back two-point games

RISTOLAINEN vs. NHL

TEAM	GP	G	A	P	PIM
Anaheim	8	1	1	2	0
Arizona	6	2	4	6	10
Boston	13	2	1	3	4
Buffalo	0	0	0	0	0
Calgary	7	4	2	6	0
Carolina	9	0	1	1	2
Chicago	7	0	5	5	6
Colorado	6	1	3	4	0
Columbus	9	2	4	6	6
Dallas	7	0	0	0	0
Detroit	15	0	9	9	6
Edmonton	7	2	6	8	0
Florida	13	2	6	8	4
Los Angeles	8	0	3	3	0
Minnesota	6	2	1	3	4
Montreal	14	1	4	5	2
Nashville	7	1	1	2	2
New Jersey	10	0	1	1	4
NY Islanders	12	1	3	4	2
NY Rangers	11	0	1	1	2
Ottawa	13	1	6	7	11
Philadelphia	10	0	6	6	2
Pittsburgh	10	0	3	3	17
San Jose	7	0	3	3	4
St. Louis	7	0	2	2	0
Tampa Bay	15	1	2	3	4
Toronto	13	0	0	0	23
Vancouver	8	2	1	3	4
Washington	9	0	4	4	0
Winnipeg	6	0	2	2	4
NHL Totals	273	25	85	110	123





RASMUS RISTOLAINEN

Oct. 27, 1994 | Turku, FIN

55
6 ft 4 in | 218 lbs

CAREER STATS

(2+2) on 11/27 and 11/29 • Had a goal in two straight games (2/8-2/14) • Had two assists in five Amerks playoff games... **2012-13:** Appeared in 52 games for his hometown TPS Turku (SM-liiga), recording a career-high 15 points (3+12) • Led all TPS defensemen in scoring and finished seventh on the team in points • Earned 21:40 TOI per game, the most of any TPS blueliner • Joined the TPS U-20 team for the playoffs and had three points (2+1) and a plus-5 rating in five games • Had six points (4+2) in six games for Finland at the World Junior Championship... **2011-12:** Enjoyed a productive rookie campaign with TPS Turku; immediately earned a full-time roster spot out of camp and appeared in 40 professional games, notching eight points (3+5) • Averaged 16:33 TOI per game, including over 20 minutes in the first eight games of the season • Was held pointless in two postseason contests for Turku • Skated in eight games with TPS' U-20 team, finishing with four assists and a plus-4 rating • Played in seven games for Finland at the World Junior Championship and assisted on three goals while earning a plus-1 rating... **2010-11:** Played in one game with TPS Turku, making his SM-liiga debut as a 16-year-old and seeing 6:41 TOI • Spent much of the season with the TPS U-20 team, where he collected 12 assists and 30 penalty minutes in 27 games • Took the TPS U-18 squad to the SM-liiga Finals, tallying eight points (5+3) in 13 playoff appearances.

CAREER STATS

REGULAR SEASON

PLAYOFFS

SEASON	TEAM	LEAGUE	GP	G	A	P	+/-	PIM	PP	SH	GW	S	%	GP	G	A	P	PIM
2009-10	TPS U18	FIN-U18	32	3	7	10	-	28	-	-	-	-	-	3	1	0	1	4
	TPS Jr.	FIN-Jr.	5	1	1	2	-	0	-	-	-	-	-	-	-	-	-	-
2010-11	TPS Jr.	FIN-Jr.	27	0	12	12	-	30	-	-	-	-	-	-	-	-	-	-
	TPS U18	FIN-U18	2	1	2	3	-	0	-	-	-	-	-	13	5	3	8	8
	TPS	SM-liiga	1	0	0	0	-	0	-	-	-	-	-	-	-	-	-	-
2011-12	TPS	SM-liiga	40	3	5	8	-	78	-	-	-	-	-	2	0	0	0	0
	TPS Jr.	FIN-Jr.	8	0	4	4	-	6	-	-	-	-	-	-	-	-	-	-
2012-13	TPS	SM-liiga	52	3	12	15	-	32	-	-	-	-	-	5	2	1	3	2
2013-14	Rochester	AHL	34	6	14	20	-2	22	4	1	0	66	9.1	5	0	2	2	2
	Buffalo	NHL	34	2	2	4	-15	6	0	0	0	52	3.8	--	--	--	--	--
	Finland	WJC	5	3	0	3	1	8	0	0	1	15	20.0	-	-	-	-	-
2014-15	Buffalo	NHL	78	8	12	20	-32	26	4	0	0	121	6.6	--	--	--	--	--
2015-16	Buffalo	NHL	82	9	32	41	-21	33	4	0	1	202	4.5	--	--	--	--	--
2016-17	Buffalo	NHL	79	6	39	45	-9	58	1	0	2	186	3.2	--	--	--	--	--
	Finland	WCH	3	0	0	0	-2	0	0	0	6	6	0.0	-	-	-	-	-
NHL Totals			273	25	85	110	-77	123	9	0	3	561	4.5	--	--	--	--	--
Buffalo Totals			273	25	85	110	-77	123	9	0	3	561	4.5	--	--	--	--	--





SCANDELLA


MARCO

6

Feb. 23, 1993 | Montreal, QC

6 ft 3 in | 208 lbs

CAREER GAME HIGHLIGHTS



Goals: 1, (27x). Most recent: 3/9/17 at TBL
Assists: 2, (4x). Most recent: 1/23/16 at SJS
Points: 2, (8x). Most recent: 2/28/17 at WPG (1+1)
Penalty Minutes: 17, 11/6/14 at OTT
Longest Point Streak: 4 games, 12/20/14 vs. NSH to 12/29/14 at WPG (3+2)

SCANDELLA VS. NHL

TEAM	GP	G	A	P	PIM
Anaheim	16	1	4	5	4
Arizona	15	0	2	2	4
Boston	8	1	0	1	0
Buffalo	5	1	2	3	2
Calgary	17	0	3	3	8
Carolina	7	0	3	3	4
Chicago	21	2	11	13	4
Colorado	22	0	4	4	4
Columbus	12	1	0	1	2
Dallas	18	2	1	3	6
Detroit	14	0	0	0	2
Edmonton	16	1	2	3	2
Florida	11	0	1	1	4
Los Angeles	15	1	3	4	9
Minnesota	0	0	0	0	0
Montreal	9	0	0	0	2
Nashville	21	4	3	7	4
New Jersey	8	0	2	2	4
NY Islanders	10	1	2	3	4
NY Rangers	10	1	2	3	4
Ottawa	7	0	1	1	17
Philadelphia	7	3	2	5	4
Pittsburgh	8	0	1	1	4
San Jose	16	0	5	5	8
St. Louis	21	1	0	1	16
Tampa Bay	10	2	1	3	14
Toronto	7	0	0	0	2
Vancouver	16	2	1	3	4
Washington	7	0	0	0	0
Winnipeg	19	3	6	9	6

NHL Totals 373 27 62 89 148

CAREER TRANSACTIONS

Acquired by Buffalo from Minnesota with Jason Pominville and a fourth-round pick in the 2018 NHL Draft in exchange for Tyler Ennis, Marcus Foligno and a third-round pick in the 2018 NHL Draft, June 30, 2017; Selected by Minnesota in the second round (55th overall) of the 2008 NHL Draft.

SEASON STATS 2016-17

2016-17: Ranked fourth on team in blocked shots (83) • Registered a season-high five shots at EDM (12/4) • Tallied a season-high two points (1+1) at WPG (2/28) • Had a season-best three-game point streak (1+2) from 3/9-3/12... **2017 Playoffs:** Tied for first in goals and playoff games among Wild defenseman • Skated a playoff career-high 26:41 in Game 1 vs. STL (4/12).

CAREER STATS

2015-16: Established career highs in assists (16) and shots (126) • Ranked third among Wild skaters in TOI/game and fourth in blocked shots • Skated in his 300th career NHL game at WPG (4/3) • Tied a career best with a plus-4 rating vs. COL (3/1) • Skated a season-high 25:53 at STL (2/6) • Recorded a season-high five shots at NSH (1/16) and at NYR (2/5)... **2014-15:** Set career highs in goals (11), points (23), shots (112), penalty minutes (56) and hits (90) • Led team in penalty minutes and shorthanded TOI/game (2:23), tied for second in game-winning goals and third in hits; tied for third among NHL defensemen in game-winners • Scored a goal in consecutive games for first time in his career 11/16 and 11/20; also recorded a goal in consecutive games from 12/20-12/23 and 4/9-4/11 • Had a career-best, four-game point streak (3+2) from 12/20-12/29 • Skated a season-high 27:26 at CBJ (12/31) • Skated in his 200th game vs. ARI (1/17) • Tied franchise record for shots by defenseman with eight vs. CHI (2/3) • Led the team in plus/minus rating, ranked first among team defensemen in shots, and tied for first in goals and fourth in TOI/game during the playoffs... **2013-14:** Set career highs in games played, assists, points, plus-minus rating, shots and hits; tied career high in goals • Appeared in his 100th career NHL game vs. MTL (11/1) • Tied a career high with five shots and recorded an assist at WPG (11/23) • Tallied two assists for his first career multi-point game vs. SJS (12/8) • Skated season-high 25:00 at LAK (1/7) • Suffered sprained knee vs. TBL (2/4) and missed three games • Tallied a shorthanded goal in Game 2 of Western Conference Quarterfinal Series at COL (4/19) • Ranked second on the team in plus-minus during the playoffs... **2012-13:** Recorded one goal in six games with Minnesota and collected 17 points (2+15) in 45 regular season games with Houston in 2012-13 • Scored one goal in two playoff games with the Aeros • Led team defensemen in scoring with two points (1+1) and tied for third on the team in blocked shots in the 2013 Western Conference Quarterfinal Series against Chicago... **2011-12:** Ranked second among NHL rookies in blocked shots and TOI/game • Scored his first NHL goal in the season opener vs. CBJ (10/8) • Recorded his first career game-winning goal at LAK (12/8) • Skated a career-high 35:32 vs. CHI (4/5)... **2010-11:** Saw action in 20 NHL games with the Minnesota Wild, posting two assists and two penalty minutes • Notched 19 points (3+16) and 17 penalty minutes in 33 games with the Houston Aeros • Played in 20 playoff games with Houston, tallying eight points (2+6) and eight penalty minutes • Made his NHL debut at FLA (11/12) • Recorded his first NHL point (assist) vs. ANA (11/17)... **2009-10:** Signed an ATO with Houston (AHL) on 3/31 and recorded one assist in seven games • Notched 31 points (9+22) and 41 penalty minutes in 31 games with Val-d'Or (QMJHL) • Named to QMJHL roster for 2009 Subway Super Series • Totaled six points (2+4) in six playoff games, leading team defensemen in scoring • Scored three points (1+2), including the game-winning goal in the semifinals, and had a plus-7 rating in six games to claim a silver medal for Canada at the 2010 IIHF World Junior Championship... **2008-09:** Recorded 37 points (10+27) and 64 penalty minutes in 58 games with Val-d'Or • Played in two regular-season contests and six playoff games with Houston (AHL)... **2007-08:** Recorded 14 points (4+10) and 35 penalty minutes in 65 games in his rookie season with Val-d'Or • Led Val-d'Or rookie defensemen in scoring and was named the QMJHL Prospect of the Month in December • Won a gold medal with Team Canada at the 2009 IIHF World Under-18 Championship, posting two points (1+1) and a plus-7 rating in seven games.





MARCO SCANDELLA

Feb. 23, 1993 | Montreal, QC

6

6 ft 3 in | 208 lbs

CAREER STATS

REGULAR SEASON

PLAYOFFS

SEASON	TEAM	LEAGUE	GP	G	A	P	+/-	PIM	PP	SH	GW	S	S%	GP	G	A	P	PIM
2007-08	Val-d'Or	QMJHL	65	4	10	14	-22	35	0	0	0	77	5.2	4	0	1	1	4
	Canada	WJ18	7	1	1	2	7	6	0	0	0	7	14.3	-	-	-	-	-
2008-09	Val-d'Or	QMJHL	58	10	27	37	-19	64	8	0	0	182	5.5	-	-	-	-	-
	Houston	AHL	2	0	0	0	-2	0	0	0	0	1	0.0	6	0	0	0	2
2009-10	Val-d'Or	QMJHL	31	9	22	31	10	41	5	1	0	93	9.7	6	2	4	6	4
	Houston	AHL	7	0	1	1	2	7	0	0	0	7	0.0	-	-	-	-	-
	Canada	WJC	6	1	2	3	7	2	0	1	1	12	8.3	-	-	-	-	-
2010-11	Houston	AHL	33	3	16	19	0	17	2	0	1	63	4.8	20	2	6	8	8
	Minnesota	NHL	20	0	2	2	-9	2	0	0	0	13	0.0	-	-	-	-	-
2011-12	Minnesota	NHL	63	3	9	12	-22	19	1	0	1	77	3.9	-	-	-	-	-
	Houston	AHL	9	2	3	5	4	4	0	0	0	15	13.3	-	-	-	-	-
2012-13	Houston	AHL	45	2	15	17	2	23	0	0	0	101	2.0	4	2	0	1	2
	Minnesota	NHL	6	1	0	1	-1	4	0	0	0	7	14.3	5	1	1	2	0
2013-14	Minnesota	NHL	76	3	14	17	10	20	0	0	1	80	3.8	13	2	1	3	0
2014-15	Minnesota	NHL	64	11	12	23	8	56	1	0	4	112	9.8	10	2	1	3	0
2015-16	Minnesota	NHL	73	5	16	21	6	22	2	0	0	126	4.0	6	1	0	1	4
2016-17	Minnesota	NHL	71	4	9	13	-2	25	0	0	0	88	4.5	5	0	0	0	2
NHL Totals			373	27	62	89	-10	148	4	0	6	503	5.4	5	1	1	2	0




MATT TENNYSON

April 23, 1990 | Minneapolis, MN

5

6 ft 2 in | 205 lbs

CAREER GAME HIGHLIGHTS



Goals: 1, (3x). Most recent: 12/5/15 vs. TBL
Assists: 1, (17x). Most recent: 3/28/17 vs. DET
Points: 1, (20x). Most recent: 3/28/17 vs. DET (0+1)
Penalty Minutes: 4, 1/10/15 vs. NYR
Longest Point Streak: 3 games, 1/29/15 vs. ANA to 2/2/15 vs. EDM (1+2)

TENNYSON VS. NHL

TEAM	GP	G	A	P	PIM
Anaheim	7	0	1	1	0
Arizona	4	0	1	1	4
Boston	3	0	0	0	0
Buffalo	3	0	0	0	0
Calgary	8	0	1	1	4
Carolina	3	0	1	1	2
Chicago	2	0	1	1	2
Colorado	2	0	0	0	0
Columbus	5	0	1	1	0
Dallas	3	0	0	0	0
Detroit	2	0	2	2	2
Edmonton	2	2	0	2	0
Florida	4	0	1	1	0
Los Angeles	5	0	0	0	0
Minnesota	4	0	0	0	2
Montreal	2	0	0	0	0
Nashville	2	0	1	1	0
New Jersey	2	0	0	0	0
NY Islanders	6	0	2	2	0
NY Rangers	4	0	2	2	4
Ottawa	1	0	0	0	0
Philadelphia	1	0	0	0	2
Pittsburgh	5	0	0	0	0
San Jose	2	0	0	0	0
St. Louis	5	0	1	1	0
Tampa Bay	5	1	0	1	0
Toronto	2	0	0	0	0
Vancouver	4	0	2	2	0
Washington	5	0	0	0	2
Winnipeg	2	0	0	0	0

CAREER TRANSACTIONS

Signed by Buffalo as an unrestricted free agent, July 1, 2017; Signed by Carolina as an unrestricted free agent, July 3, 2016; Signed by San Jose as a restricted free agent, March 29, 2012.

SEASON STATS 2016-17

2016-17: Had a two-game assist streak (11/27-11/29) • Recalled from Charlotte (AHL) on 11/12; led Checkers defensemen in scoring with seven points (3+4) in nine games at the time of his recall • Ranked second among Checkers in plus/minus (plus-7) • Earned his first professional hat trick with three goals at Iowa (11/11).

CAREER STATS

2015-16: Completed his third NHL season, appearing in a career-high 29 games • Totaled four points (1+3) and did not take a penalty, while averaging 10:30 of ice time per game • Also appeared in five regular-season games and one playoff game for the San Jose Barracuda (AHL) • Made his season debut in the Sharks' opener at LAK (10/7) • Earned his first point of the season with an assist vs. NSH (10/28) • Netted his only goal of the season with a power-play tally vs. TBL (12/5)... **2014-15:** Posted NHL career highs in games played (27), goals (2), assists (6), points (8) and penalty minutes (16) • Also appeared in 43 games with Worcester (AHL), posting 15 points (4+11) and a plus-7 rating • Scored his first NHL goal vs. EDM (12/18); scored again vs. EDM (2/2) • Registered a career-best, three-game point streak from 1/29-2/2 (1+2)... **2013-14:** Spent the entire season with Worcester (AHL), totaling 21 points (7+14) and 33 penalty minutes in 54 games • Led Worcester defensemen in goals (7) and ranked second in points (21)... **2012-13:** Appeared in his first NHL season, totaling two assists in four NHL games with San Jose • Spent the majority of the season with Worcester (AHL), leading team defensemen in goals (5), assists (22) and points (27) • Was tied for ninth among AHL rookie defensemen in scoring at the time of his recall to San Jose, and finished the season tied for 13th • Recorded an assist in his first career NHL game vs. VAN (4/1)... **2011-12:** Named Second Team All-CCHA and a finalist for CCHA Best Offensive Defenseman after totaling 24 points (11+13) in 41 games • Finished fourth among Western Michigan skaters and led all team defensemen in goals; ranked fourth on the team in points • Signed with the Sharks following the college season and was assigned to Worcester (AHL) • Made his professional debut vs. Albany (4/4) • Scored his first professional goal in his third professional game at Portland (4/7) **2010-11:** Led Western Michigan defensemen in points with 21 (9+12) • Led all Broncos skaters in power-play goals (7)... **2009-10:** Completed his freshman season at Western Michigan, ranking second among team defensemen and second among team freshman in scoring with nine points (2+7) in 34 games.

NHL Totals	GP	G	A	P	PIM
	105	3	17	20	24





MATT
TENNYSON

April 23, 1990 | Minneapolis, MN

5


6 ft 2 in | 205 lbs

CAREER STATS

REGULAR SEASON

PLAYOFFS

SEASON	TEAM	LEAGUE	GP	G	A	P	+/-	PIM	PP	SH	GW	S	S%	GP	G	A	P	PIM
2007-08	Texas	NAHL	58	4	10	14	4	80	-	-	-	-	-	-	-	-	-	-
2008-09	Cedar Rapids	USHL	57	4	6	10	5	51	2	0	0	75	5.3	5	0	0	0	2
2009-10	W. Michigan	CCHA	34	2	7	9		30	1	0	0			-	-	-	-	-
2010-11	W. Michigan	CCHA	42	9	12	21		38	7	0	2			-	-	-	-	-
2011-12	W. Michigan	CCHA	41	11	13	24		28	8	0	1			-	-	-	-	-
	Worcester	AHL	7	1	1	2	-1	0	1	0	0	17	5.9	-	-	-	-	-
2012-13	Worcester	AHL	60	5	22	27	-6	44	3	0	0	107	4.7	-	-	-	-	-
	San Jose	NHL	4	0	2	2	2	2	0	0	0	8	0.0	--	--	--	--	--
2013-14	Worcester	AHL	54		714	21	-25	33	3	0	0	107	6.5	-	-	-	-	-
2014-15	Worcester	AHL	43	4	11	15	7	30	2	0	0	73	5.5	4	0	0	0	0
	San Jose	NHL	27	2	6	8	0	16	1	0	0	37	5.4	--	--	--	--	--
2015-16	San Jose	NHL	29	1	3	4	1	0	1	0	0	23	4.3	--	--	--	--	--
	San Jose	AHL	5	0	0	0	2	0	0	0	0	10	0.0	1	0	0	0	2
2016-17	Carolina	NHL	45	0	6	6	-13	6	0	0	0	36	0.0	--	--	--	--	--
	Charlotte	AHL	9	3	4	7	7	5	1	0	1	29	10.3	-	-	-	-	-
	NHL Totals		105	3	17	20	-10	24	2	0	0	104	2.9	--	--	--	--	--

**JUSTIN BAILEY** RIGHT WINGBorn: **July 1, 1995** in Williamsville, NY**6 ft 4 in** **213 lbs**Shoots: **Right**Acquired: **Selected in the second round (52nd overall) of the 2013 NHL Draft.****CAREER STATS**

2016-17: Played in 32 NHL games with the Sabres during four recalls • Finished his second season in Rochester, establishing a new career-high with 23 goals, ranking third among Rochester skaters • Posted a career-best seven-game goal-scoring streak – the longest in the AHL – in addition to an eight-game point streak from 12/16 to 1/21 (9+3) • Recorded his first NHL point (goal) at NYR (1/3) • Paced the North Division All-Stars with four points (2+2) and a plus-4 rating in the 2017 AHL All-Star Challenge (1/30) • Tallied his first NHL assist vs. ANA (2/9) • Scored the game-winner at OTT (2/14)... **2015-16:** Appeared in eight NHL games during three recalls to the Sabres • Recorded seven shots and logged 11:54 of ice time in his NHL debut at PHI (2/11), becoming the fifth Buffalo native ever to play for the Sabres; became the first Sabres player to post seven shots in his debut since Alexander Mogilny • Enjoyed a breakout year with the Rochester Americans, recording 45 points (20+25) in 70 AHL appearances • Ranked third on the team and finished 12th in scoring among AHL rookies • Ranked fourth among all AHL rookies with 186 shots on goal • Compiled eight multi-point games, including four multi-goal outings • Made his professional debut vs. Lake Erie (10/9), logging 11:21 of ice time • Recorded his first professional point (assist) vs. Utica (10/10) • Scored his first professional goal at Portland (10/31) • Notched the first multi-goal game of his career (2+0) at Bridgeport (1/2) • Tallied the first three-point night of his career (2+1) at Binghamton (2/6) • Recorded three assists at Syracuse (2/20) • Totaled eight points (2+6) over a season-best, five-game point streak from 2/20-3/12 • Factored in on all three

Rochester goals, (2+1) at Binghamton (3/19) • Matched his season-best, five-game point streak (4+4) from 3/16-3/25 • Scored his 20th goal of the season vs. Lake Erie (4/9), becoming the first Amerks rookie to reach the 20-goal mark since Drew Stafford scored 22 goals in 34 games during 2006-07... **2014-15:** Established career highs in all offensive categories over a combined 57 regular-season appearances • Led Kitchener with 22 goals and 41 points at the time of his trade to Sault Ste. Marie • Opened the season on a nine-game point streak (9/26-10/21), recording 14 points (8+6) • Named the Pioneer Energy OHL Player of the Week for period ending 11/16 after leading the league in scoring with seven points (4+3) in three games • Was a point-per-game player during the postseason, recording 14 points (7+7) in 14 playoff contests as Sault Ste. Marie advanced to the Western Conference Finals... **2013-14:** Tied for the Rangers team lead in goals (25) and finished second in points (43) • Registered his first career hat trick and added an assist vs. Guelph (2/4) • Posted a three-game goal-scoring streak (4+0) from 12/15-12/28... **2012-13:** Ranked fourth on the team in goals (17) and sixth in points (36) while finishing 12th in league scoring among rookies • Posted a career-high plus-22 rating, good for second on the team • Made his OHL debut at Mississauga (9/21) • Scored his first career goal as part of a two-goal game vs. Kingston (10/21) • Recorded a season-high four points (2+2) vs. Erie (2/3) • Added three points (1+2) in 10 postseason appearances with Kitchener.

CAREER STATS**REGULAR SEASON****PLAYOFFS**

SEASON	TEAM	LEAGUE	GP	G	A	P	+/-	PIM	PP	SH	GW	S	S%	GP	G	A	P	PIM
2010-11	Buffalo	T1EHL	12	4	1	5	-	0	-	-	-	-	-	-	-	-	-	-
	Buffalo	Minor-NY	10	5	12	17	-	12	-	-	-	-	-	-	-	-	-	-
2011-12	Long Island	AYHL	22	21	13	34	-	52	-	-	-	-	-	-	-	-	-	-
	Indiana	USHL	2	1	0	1	0	0	0	0	0	5	20.0	-	-	-	-	-
2012-13	Kitchener	OHL	57	17	19	36	22	34	1	0	2	-	-	10	1	2	3	4
2013-14	Kitchener	OHL	54	25	18	43	-12	20	5	0	1	-	-	-	-	-	-	-
2014-15	Kitchener	OHL	35	22	19	41	-11	32	7	2	1	-	-	-	-	-	-	-
	Sault Ste. Marie	OHL	22	12	16	28	17	12	3	1	3	-	-	14	7	7	14	6
2015-16	Rochester	AHL	70	20	25	45	-7	16	4	0	3	186	10.8	-	-	-	-	-
	Buffalo	NHL	8	0	0	0	-2	2	0	0	0	22	0.0	--	--	--	--	--
2016-17	Rochester	AHL	52	23	13	36	4	35	0	0	0	126	18.3	-	-	-	-	-
	Buffalo	NHL	32	2	2	4	0	4	0	0	1	36	5.6	--	--	--	--	--
	NHL Totals		40	2	2	4	-2	6	0	0	1	58	3.4	--	--	--	--	--
	Buffalo Totals		40	2	2	4	-2	6	0	0	1	58	3.4	--	--	--	--	--

**NICHOLAS BAPTISTE** RIGHT WINGBorn: **Aug. 4, 1995** in Ottawa, ON**6 ft 1 in 205 lbs** Shoots: **Right**Acquired: **Selected in the third round (69th overall) of the 2013 NHL Draft.****CAREER STATS**

2016-17: Appeared in 14 games with the Sabres, recording four points (3+1) • Established AHL career highs in nearly every offensive category, including goals (25), assists (16), points (41) and shots (174) • Led all Amerks in goals and power-play goals (11), which tied for 14th and eighth in the AHL, respectively; tied for the team-lead with four game-winning goals • Made his NHL debut at CGY (10/18) • Scored his first NHL goal at VAN (10/20) • Registered the first multi-goal game of his professional career at St. John's (10/29) • Recorded his first career hat trick vs. Toronto (12/14) • Registered his first career NHL multi-point game (1+1) vs. STL (2/18)... **2015-16:** Amassed 28 points (13+15) in 62 games during his rookie season with the Rochester Americans (AHL) • Ranked third in scoring among Amerks rookies • Missed 12 games (1/10-2/6) due to injury • Recorded his first professional point (assist) in his AHL debut vs. Lake Erie (10/9) • Scored his first professional goal and added an assist for the first multi-point game of his career vs. Syracuse (10/25) • Collected two assists at Binghamton (11/28) and at Lake Erie (2/25) • Scored a goal in back-to-back games at Syracuse (3/12) and vs. Binghamton (3/13) • Notched two points (1+1) vs. Lake Erie (4/9)... **2014-15:** Traded midseason to Erie, where he finished the season fifth on the team in scoring, averaging 1.21 points per game • Tied for fourth in the league with 16 power-play goals • Recorded 17 multi-point outings during the regular season, nine of which included three points or more • Began the season with 11 points (6+5) in 12 games for Sudbury • Tallied 12 points (4+8) during a six-game point streak from 12/9-1/2 • Posted a seven-game point streak (1/23-2/7) in which he tallied 10 points (5+5) • Assembled a season-best eight-game point streak (9+10) from 2/16-3/7 • Recorded a season-high four points (1+3) twice in a span of four games (3/4 vs. Barrie and 2/25 vs. Guelph) • Ranked sixth in the OHL in postseason scoring with 23 points (12+11) in 20 playoff contests during Erie's run to the J. Ross Robertson Cup Finals

• Ranked fourth overall with 12 playoff goals, including a league-best six power-play tallies... **2013-14:** Set career-highs in goals (45), assists (44), points (89) and penalty minutes (59) in 65 games with Sudbury • Led the team in goals and points and ranked second in assists • Tied for fourth in the OHL in goals and finished 12th overall in points • Ranked second on the team and 16th in the league with 12 power-play goals • Led Sudbury with three shorthanded goals • Compiled a team-high 28 multi-point outings, including two four-point games and a pair of hat tricks • Was twice held scoreless in three straight games, his longest stretch without a point all season • Opened the campaign on a six-game point streak (8+4) from 9/21-10/5 • Recorded his first career hat trick vs. Peterborough (10/4) • Collected a four-point (1+3) night at Barrie (10/5) • Posted his second six-game point streak (4+6) from 10/13-10/27 • Scored twice and added a pair of assists at Barrie on 1/30 • Registered his second hat trick of the season at Niagara (2/16) • Closed out the regular season with a season-best seven-game point streak (6+6), scoring in six of Sudbury's final seven games • Added five points (1+4) in as many playoff contests to lead the Wolves in postseason scoring... **2012-13:** Ranked third among Sudbury skaters in goals (21), assists (27) and points (48) • Ranked second among Sudbury skaters with 10 power-play goals • Had a four-game point streak (3+3) from 12/6-12/14 • Collected his first multi-goal game (2+0) vs. Kitchener (1/20) • Had a four-game assist streak (0+4) from 2/18-2/24 • Added four points (3+1) in nine OHL playoff games • Earned a gold medal with Team Canada at the 2013 U-18 World Junior Championship in Sochi, Russia; finished the tournament with eight points (3+5)... **2011-12:** Ranked second among Sudbury rookies and finished ninth on the team with 27 points (8+19) • Made his OHL debut vs. Mississauga (9/23) • Recorded his first OHL points (1+1) vs. Kingston (10/15) • Tallied a season-high three points (1+2) vs. Sault St. Marie (2/8) • Appeared in four playoff games.

CAREER STATS**REGULAR SEASON****PLAYOFFS**

SEASON	TEAM	LEAGUE	GP	G	A	P	+/-	PIM	PP	SH	GW	S	S%	GP	G	A	P	PIM
2011-12	Sudbury	OHL	64	8	19	27	-7	42	0	0		-	-	4	0	0	0	2
2012-13	Sudbury	OHL	66	21	27	48	-1	44	10	0		-	-	9	3	1	4	6
	Canada	WJ18	7	3	5	8	6	4	1	0	0	13	23.1	-	-	-	-	-
2013-14	Sudbury	OHL	65	45	44	89	20	59	12	3	4	-	-	5	1	4	5	8
2014-15	Sudbury	OHL	12	6	5	11	-7	8	3	0	0	-	-	-	-	-	-	-
	Erie	OHL	41	26	27	53	16	18	13	1	2	-	-	20	12	11	23	10
2015-16	Rochester	AHL	62	13	15	28	-3	30	1	0	1	92	14.1	-	-	-	-	-
2016-17	Rochester	AHL	59	25	16	41	3	34	1	0	1	174	14.4	-	-	-	-	-
	Buffalo	NHL	14	3	1	4	1	6	0	0	0	16	18.8	--	--	--	--	--
	NHL Totals		14	3	1	4	1	6	0	0	0	16	18.8	--	--	--	--	--
	Buffalo Totals		14	3	1	4	1	6	0	0	0	16	18.8	--	--	--	--	--

**ERIC CORNEL** RIGHT WINGBorn: **April 11, 1996** in Peterborough, ON**6 ft 2 in** **198 lbs** Shoots: **Right**Acquired: **Signed by Buffalo as an unrestricted free agent, July 1, 2017.****CAREER STATS**

2016-17: Finished his first full season with the Rochester Americans (AHL), appearing in 67 games • Established career highs in goals (5), assists (11), points (16), and penalty minutes (31) • Was named Rochester's Most Improved Player • Scored his first professional goal – the game-winner – vs. Hershey (10/14) • Registered his first career multi-point game (1+1) at Lehigh Valley (12/10)... **2015-16:** Joined the Rochester Americans (AHL) for a six-game stint following the completion of his junior career • Completed his fourth season with the Peterborough Petes (OHL), recording a career-high 83 points (27+56) in 68 games while serving as team captain • Tied for 13th in the OHL in scoring and ranked eighth in the league with a team-high 56 assists • Added five points (1+4) in seven playoff contests for the Petes • Signed an ATO with Rochester on 4/7 • Recorded his second career AHL point (assist) at Lake Erie (4/10)...


2014-15: Led the Petes with 38 assists and tied for second on the team in scoring, reaching the 50-point mark for the second straight season • Scored twice vs. Windsor (10/9) • Tallied three assists vs. Mississauga (10/30) • Registered a season-high four points (1+3) vs. Niagara (11/15) • Collected a goal and an assist against Ottawa on 11/29 • Posted points in five straight games from 1/18-1/30 (3+4) and from 2/14-2/21 (0+6)

• Recorded three points (1+2) vs. London (3/5) • Picked up his only point of the postseason (assist) in Game 3 of Peterborough's first-round series against Oshawa (3/31) • Signed an ATO with Rochester on 4/6 • Made his professional debut at Lake Erie (4/9) • Recorded his first professional point (assist) at Adirondack (4/19)... **2013-14:** Appeared in all 68 regular-season games for Peterborough (OHL) • Finished second on the team in goals and third in points • Was one of just five Petes skaters to reach the 20-goal mark • Opened the season with a goal in each of the first four games, totaling seven points (4+3) during that span (9/19-9/27) • Had a five-game point streak (3+3) from 10/30-11/8 • Registered a five-point game (2+3) vs. North Bay (1/11) • Posted a season-best six-game point streak (7+8) from 1/9-1/23 • Tallied his second five-point outing of the season (1+4) at Kingston (2/7) • Scored his first playoff goal as part of a two-goal game in Game 2 of the Eastern Conference Quarterfinals vs. Kingston (3/23)...

2012-13: Made his OHL debut vs. Oshawa (9/20) • Scored his first career goal at Barrie (10/6) • Notched his first assist vs. Kingston (10/11) • Had a three-game point streak (1+2) from 10/11-10/14 • Recorded his first multi-point game (1+1) at Ottawa (2/6) • Tallied two assists vs. Ottawa (3/10) and at Kingston (3/15).

CAREER STATS**REGULAR SEASON****PLAYOFFS**

SEASON	TEAM	LEAGUE	GP	G	A	P	+/-	PIM	PP	SH	GW	S	S%	GP	G	A	P	PIM
2012-13	Peterborough	OHL	63	4	12	16	-2	13	0	0	0	-	-	-	-	-	-	-
2013-14	Peterborough	OHL	68	25	37	62	2	25	5	1	1	-	-	11	4	3	7	4
2014-15	Peterborough	OHL	66	14	38	52	-24	35	1	0	1	-	-	5	0	1	1	2
	Rochester	AHL	6	0	1	1	-2	0	0	0	0	13	0.0	-	-	-	-	-
2015-16	Peterborough	OHL	68	27	56	83	19	18	6	0	2	238	11.3	7	1	4	5	4
	Rochester	AHL	6	0	1	1	-2	2	0	0	0	7	0.0	-	-	-	-	-
2016-17	Rochester	AHL	67	5	9	14	-9	29	0	0	0	49	10.2	-	-	-	-	-

**KYLE CRISCUOLO** CENTERBorn: **May 5, 1992** in Southampton, NJ

5 ft 9 in 172 lbs


Shoots: **Right**Acquired: **Signed by Buffalo as an unrestricted free agent, July 1, 2017.****CAREER STATS**

2016-17: Signed a one-year contract with Grand Rapids and played a team-leading 76 regular season games • Ranked seventh on the team in points (41), sixth in goals (17) and 10th in assists (24) • Scored his first professional point in his first game vs. Chicago (10/14) and scored his first goal vs. Iowa (10/18) • Logged his longest point streak (3+2) from 12/3-12/7 • Won the Calder Cup with Grand Rapids, playing in 19 games and ranking 10th on the team with nine points (5+4)... **2015-16:** In his senior season at Harvard, skated in 34 games and ranked third on the team in points (32) while helping lead the Crimson to their second straight NCAA tournament appearance • Ranked among the team's leaders with seven power-play goals (1st), eight game-winning goals (1st), 104 shots (2nd) and a plus-11 rating (T-6th) • Served as a two-time captain for the Crimson, becoming the fourth multi-year captain in the team's history and the first in nearly 70 years • Accolades for his senior season include: Hobey Baker award nominee, ECAC Second Team All-League selection, ECAC Student-Athlete of the Year, finalist for the Hockey Humanitarian Award and the Senior CLASS Award and semifinalist for the Walter Brown Award • Played in four games with Grand Rapids (AHL) on an amateur

tryout after his collegiate career at Harvard came to a close • Named the ECAC Player of the Week on 1/26 after scoring game-winning goals against Colgate (1/22) and Cornell (1/23) • Made his professional debut at Toronto (4/2)... **2014-15:** Played in 37 games in his junior season at Harvard, ranking second on the team with 48 points (17+31) • Led the team with 31 assists and a plus-25 rating • Named the ECAC Student-Athlete of the Year and was an ECAC Second Team All-League selection • Recorded at least a point in each of the first 10 games to open the season (55+8) from 11/1-11/29 • Scored two goals, including the game-winner, against top-ranked Boston College (11/25) • Logged a nine-game point streak (7+10) from 12/6-2/3... **2013-14:** Recorded 20 points (11+9) in 31 games with the Crimson • Registered a point in three straight contests to open the campaign (3+2)... **2012-13:** In his first collegiate season, scored 13 points (6+7) in 22 games • Registered his first career college points, tallying a goal and an assist (1+1) against Brown on 11/2/12 • Tallied a three-game assist streak from 2/11/13-2/16/13 (0+5)... **2011-12:** Played in 59 games with Sioux City (USHL), recorded 44 points (21+23) and was named the team's Rookie of the Year.

CAREER STATS**REGULAR SEASON****PLAYOFFS**

SEASON	TEAM	LEAGUE	GP	G	A	P	+/-	PIM	PP	SH	GW	S	S%	GP	G	A	P	PIM
2011-12	Sioux City	USHL	59	21	23	44	-	24	-	-	-	-	-	1	0	1	1	0
2012-13	Harvard	ECAC	22	6	7	13	1	4	-	-	-	-	-	-	-	-	-	-
2013-14	Harvard	ECAC	31	11	9	20	6	22	-	-	-	-	-	-	-	-	-	-
2014-15	Harvard	ECAC	37	17	31	48	25	12	-	-	-	-	-	-	-	-	-	-
2015-16	Harvard	ECAC	34	19	13	32	10	8	-	-	-	-	-	-	-	-	-	-
	Grand Rapids	AHL	4	0	0	0	2	0	0	0	0	7	0.0	-	-	-	-	-
2016-17	Grand Rapids	AHL	76	17	24	41	15	14	4	0	3	147	11.6	19	5	4	9	14



HUDSON **FASCHING** RIGHT WING

Born: **July 28, 1995** in Milwaukee, WI
6 ft 3 in 204 lbs Shoots: **Right**

Acquired: **Acquired by Buffalo from Los Angeles with Nicolas Deslauriers in exchange for Brayden McNabb, Jonathan Parker, a second-round pick in the 2014 NHL Draft and a second-round pick in the 2015 NHL Draft, March 5, 2014.**




CAREER STATS

2016-17: Appeared in a career-high 10 NHL games with the Sabres during two recalls, recording one assist • Skated in 37 games with the Rochester Americans (AHL), recording 12 points (8+4) • Finished third among Amerks rookies with eight goals • Scored his first goal as an Amerk in his AHL debut against Toronto (10/21) • Missed 26 games (11/11-1/8) due to injury • Collected his first professional assist at Providence (1/20) • Registered his first professional multi-goal game vs. Syracuse (2/24)...
2015-16: Signed an entry-level contract on 3/21 and joined the Sabres for seven games following the completion of his junior season at the University of Minnesota • Posted career highs in goals (20), assists (18) and points (38) while appearing in all 37 games for the Golden Gophers • Served as alternate captain and was a Second Team All-Big Ten honoree • Tied for first on the team in goals and ranked second in points • Seven of his 20 goals were game-winners, ranking first in the Big Ten and tying for third nationally • Honored with Minnesota's John Mayasich Outstanding Student-Athlete Award • Selected as an Academic All-Big Ten honoree for the second straight year • Helped the Gophers to their third straight Big Ten regular-season conference title • Scored his first NHL goal on his first shot just 8:37 into his NHL debut vs. WPG (3/26) • Recorded his first NHL assist at NYI (4/9) • Represented the United States at the 2015 IIHF World Junior Championship...
2014-15: Totaled 26 points (12+14) in 38 games as a sophomore, helping Minnesota to its second straight Big Ten conference championship and the 2015 Big Ten playoff title • Named an Academic All-Big Ten honoree • Recorded four points (2+2) vs. Penn State to help the Gophers clinch the Big Ten regular-season title (3/14); totaled points in the series sweep of Penn State, earning Big Ten First Star of the

Week honors • Earned Tournament MVP and All-Tournament Team honors, as well as the Big Ten's First Star of the Week award for his efforts at the Ice Breaker Classic • Tallied an assist in Minnesota's 4-2 victory vs. Michigan to win the Big Ten Championship (3/21) • Represented the United States at the 2016 World Championship in Russia, recording two assists in 10 contests...
2013-14: Appeared in 40 games as a freshman, missing one to compete at the 2014 IIHF World Junior Championship in Sweden • Totaled 30 points (14+16) while guiding the Gophers to their first of three straight Big Ten regular-season championships • Named to the Big Ten All-Freshman Team and was an All-Big Ten Honorable Mention • Recipient of the team's Frank Pond Rookie of the Year award • Minnesota was 18-2-3 when he tallied a point and 7-0-0 when he had multiple points • Started his college career by scoring a point in eight straight games (5+6) from 10/11-11/9 • Made his collegiate debut and notched his first career point (assist) vs. Mercyhurst (10/11) • Appeared in all four NCAA tournament games for the Gophers, tallying two goals; opened the tournament with a goal vs. Robert Morris (3/29) and added another in the national championship game vs. Union (4/12) • Represented the United States at the 2014 IIHF World Junior Championship in Sweden...
2012-13: Skated in 25 games for the U.S. National Development Team in his second season with the program • Scored four goals and finished with seven assists for 11 points • Earned a silver medal with Team USA at the 2013 U-18 IIHF World Championship in 2013...
2011-12: Totaled 21 points (7+14) in 37 games for the U.S. National Development Team, ranking fifth among all skaters in scoring • Represented the United States at the 2012 U-17 IIHF World Championship, earning a silver medal.

CAREER STATS

SEASON	TEAM	LEAGUE	REGULAR SEASON											PLAYOFFS					
			GP	G	A	P	+/-	PIM	PP	SH	GW	S	S%	GP	G	A	P	PIM	
2009-10	Apple Valley	Minn. HS	31	24	18	42	-	12	-	-	-	-	-	-	6	4	2	6	0
2010-11	Apple Valley	Minn. HS	18	7	8	15	-	12	-	-	-	-	-	3	2	3	5	2	
2011-12	USNTDP	USHL	37	7	14	21	-15	38	3	1	0	-	-	1	1	1	2	2	
	USNTDP	U-17	16	8	5	13	-	12	-	-	-	-	-	-	-	-	-	-	
	USNTDP	U-18	1	0	0	0	-	0	-	-	-	-	-	-	-	-	-	-	
2012-13	USNTDP	U-18	40	7	18	25	-	50	-	-	-	-	-	-	-	-	-	-	
	USNTDP	USHL	25	4	7	11	0	8	0	0	0	60	6.7	-	-	-	-	-	
	United States	WJ18	7	0	6	6	4	4	0	0	0	22	0.0	-	-	-	-	-	
2013-14	Minnesota	Big Ten	40	14	16	30	-	22	6	0	2	-	-	-	-	-	-	-	
	United States	WJC	5	2	2	4	2	2	0	0	1	13	15.4	-	-	-	-	-	
2014-15	Minnesota	Big Ten	38	12	14	26	-	24	3	0	1	-	-	-	-	-	-	-	
	United States	WJC	5	1	2	3	7	4	0	0	0	9	11.1	-	-	-	-	-	
2015-16	Minnesota	Big Ten	37	20	18	38	12	16	4	3	7	-	-	-	-	-	-	-	
	United States	WC	10	0	2	2	-2	0	0	0	0	12	0.0	-	-	-	-	-	
	Buffalo	NHL	7	1	1	2	2	4	0	0	0	9	11.1	--	--	--	--	--	
2016-17	Rochester	AHL	37	8	4	12	-12	8	0	0	0	64	12.5	--	--	--	--	--	
	Buffalo	NHL	10	0	1	1	-1	2	0	0	0	6	0	--	--	--	--	--	
NHL Totals			17	1	2	3	1	6	0	0	0	15	6.7	--	--	--	--	--	
Buffalo Totals			17	1	2	3	1	6	0	0	0	15	6.7	--	--	--	--	--	

**BRENDAN GUHLE** DEFENSEBorn: **July 29, 1997** in Edmonton, AB**6 ft 2 in** 196 lbs Shoots: **Left**Acquired: **Selected by Buffalo in the second round (51st overall) of the 2015 NHL Draft.****CAREER STATS**

2016-17: Made his NHL debut during a three-game stint in December, totaling four shots while averaging 16:00 of ice time per game • Finished the AHL campaign with two points (1+1) in six appearances for Rochester • Completed his fourth season in the Western Hockey League with 33 points (15+18) in a combined 47 games between the Prince Albert Raiders and

Prince George Cougars, setting career highs in goals (15) and points (33) • Scored in his debut for Prince George vs. Regina (11/22) • Recorded four shots in 16:20 of ice time in his NHL debut vs. BOS (12/3) • Added six assists in six playoff contests with Prince George.

CAREER STATS

SEASON	TEAM	LEAGUE	REGULAR SEASON											PLAYOFFS				
			GP	G	A	P	+/-	PIM	PP	SH	GW	S	S%	GP	G	A	P	PIM
2013-14	Prince Albert	WHL	51	0	10	10	-5	29	-	-	-	-	-	4	1	1	2	0
	Canada	WHC-17	6	0	1	1	-	4	-	-	-	-	-	-	-	-	-	-
2014-15	Prince Albert	WHL	75	5	27	32	-6	36	-	-	-	-	-	-	-	-	-	-
2015-16	Prince Albert	WHL	63	10	18	28	-5	53	-	-	-	-	-	5	0	3	3	6
	Rochester	AHL	6	1	3	4	0	0	0	0	0	11	9.1	-	-	-	-	-
2016-17	Prince George	WHL	32	13	16	29	17	22	-	-	-	-	-	6	0	6	6	4
	Prince Albert	WHL	15	2	2	4	-4	10	-	-	-	-	-	-	-	-	-	-
	Rochester	AHL	6	1	1	2	-3	2	0	0	0	16	6.3	-	-	-	-	-
	Buffalo	NHL	3	0	0	0	1	0	0	0	0	4	0.0	--	--	--	--	--
	NHL Totals		3	0	0	0	1	0	0	0	0	4	0.0	--	--	--	--	--
	Buffalo Totals		3	0	0	0	1	0	0	0	0	4	0.0	--	--	--	--	--

**VACLAV KARABACEK** RIGHT WING

Born: **May 2, 1996** in Brandys nad Labem, CZE
6 ft 0 in **199 lbs** Shoots: **Right**

Acquired: **Selected by Buffalo in the second round (49th overall) of the 2014 NHL Draft.**

**CAREER STATS**

2016-17: Appeared in 23 games during his first professional season split between the Rochester Americans (AHL) and Elmira Jackals (ECHL) • Missed the first 17 games of the season (10/14-11/23) and the last 20 games of the season (3/4-4/15) due to injury • Recorded the first two points of his pro career (0+2) vs. Manchester (11/26) • Scored his first professional goal vs. Kalamazoo (11/30) • Named the Sher-Wood Hockey ECHL Player of the Week (11/28-12/4) after recording six points (3+3) and a plus-5 rating in three games for Elmira • Recorded his first AHL point (assist) in his AHL debut vs. Toronto (12/14) • Named an ECHL All-Star Alternate on 1/3 • Collected two assists for his first multi-point AHL game vs. Syracuse (1/6) • Scored his first AHL goal at Albany (1/28)...

2015-16: Scored a career-high 18 goals and finished his junior career with 30 points while splitting the season between the Baie-Comeau Drakkar and Moncton Wildcats • Traded midseason to Moncton, where he finished among the team's top 10 forwards in scoring • Took a team-high 10 shots vs. Charlottetown (10/17) • Recorded two assists at Acadie-Bathurst (11/6) • Tallied a season-high four points (1+3) at Halifax (11/7) • Had two points (1+1) in his debut for Moncton vs. Quebec (1/15) • Scored twice vs. Blainville-Boisbriand (2/17) • Scored in three straight games from 3/4-3/9 • Added nine points (6+3) in 17 postseason appearances for Moncton, tying for third on the team in goals and fourth in points...

2014-15: Split his third QMJHL season between the Gatineau Olympiques and Baie-Comeau Drakkar • Traded midseason to Baie-Comeau, where he closed out the year ranked fifth on the team in scoring • Opened the season with two assists vs. Cape Breton (9/25) • Scored twice vs. Blainville-Boisbriand (10/1) • Scored in four straight games for a season-best four-game point streak (4+1) from 11/21-11/29 • Collected a season-high three points (1+2) vs. Moncton (2/12) • Recorded 11 points (4+7) in 12 playoff contests with Baie-Comeau to finish fourth on the team in postseason scoring... **2013-14:** Completed his rookie season in North America with 47 points (21+26) in 65 games with Gatineau (QMJHL) • Finished fifth on the team in points and ranked fifth in scoring among QMJHL rookies • Tied for second on the team with six power-play goals • Added 12 points (6+6) in nine playoff contests for Gatineau, ranking third on the team and second among QMJHL rookies • Scored his first career goal in his QMJHL debut vs. Val d'Or (9/13) • Notched three points (1+2) vs. Shawinigan (9/28) • Posted a season-best four-game point streak from 12/1-12/13 (3+3) and again from 1/12-1/23 (3+2) • Registered his first multi-goal game (2+0) at Shawinigan (1/26) • Recorded with three points (1+2) vs. Baie-Comeau (2/21) • Opened the postseason with three points (1+2) and a plus-5 rating in his playoff debut in Game 1 of Gatineau's first-round series vs. Cape Breton (3/21).

CAREER STATS**REGULAR SEASON****PLAYOFFS**

SEASON	TEAM	LEAGUE	GP	G	A	P	+/-	PIM	PP	SH	GW	S	S%	GP	G	A	P	PIM
2011-12	Letnany U18	Czech U18	25	15	14	29	-	18	-	-	-	-	-	-	-	-	-	-
2012-13	Salzburg U18	Austria U18	21	26	19	45	-	55	-	-	-	-	-	-	-	-	-	-
	Salzburg Jr.	Austria Jr.	5	2	1	3	-	2	-	-	-	-	-	-	-	-	-	-
2013-14	Gatineau	QMJHL	65	21	26	47	4	40	6	0	2	211	10.0	9	6	6	12	10
	Czech Republic	WJ18	7	3	3	6	4	4	0	0	0	19	15.8	-	-	-	-	-
2014-15	Gatineau	QMJHL	31	11	14	25	-5	44	4	0	2	82	13.4	-	-	-	-	-
	Baie-Comeau	QMJHL	28	6	9	15	-1	18	1	0	0	57	10.5	12	4	7	11	14
2015-16	Moncton	QMJHL	24	10	4	14	-9	26	1	0	0	55	18.2	17	6	3	9	14
	Baie-Comeau	QMJHL	23	8	8	16	-11	30	3	0	1	93	8.6	-	-	-	-	-
2016-17	Rochester	AHL	23	3	5	8	-1	4	0	0	0	25	12.0	-	-	-	-	-
	Elmira	ECHL	9	5	6	11	4	10	1	0	0	28	17.9	-	-	-	-	-

**SEAN MALONE** CENTERBorn: **April 30, 1995** in Buffalo, NY**6 ft 0 in** **197 lbs** Catches: **Left**Acquired: **Selected by Buffalo in the sixth round (159th overall) of the 2013 NHL Draft.****CAREER STATS**

2016-17: Played in 36 games his senior year, tallying 42 points (18+24) • Scored 10 points in the playoffs • Had his longest point scoring streak of the season 1/28-2/17, totaling nine points (4+5) • Made his NHL debut at FLA (4/8) • Named a Walter Brown Award semifinalist • Earned an ECAC Hockey Tournament team selection... **2015-16:** Dressed in 27 games in his junior season at Harvard, recording 19 points (10+9) • Set a career high with three assists vs. Dartmouth (11/1) • Had six points (3+3) during ECAC quarterfinals series from 3/11-3/12... **2014-15:** Recorded 18 points (8+10) in 21 games for Harvard as a sophomore • Recorded

three points (1+2) in his return from injury (12/5) • Totaled eight points (3+5) in six games from 2/23-3/13... **2013-14:** Played in 31 games during his freshman campaign at Harvard, registering 20 points (6+14) • Had a team-best, five-game point streak from 2/7-2/21 (1+4) • Scored his first collegiate goal during a multi-point game on 11/16 (1+1) • Led all Harvard skaters in assists (13) and led all rookies in points (19) • Named Ivy League Co-Rookie of the Year... **2012-13:** Played for the USA under-18 team and won a silver medal competing at the 2013 IIHF World U18 Hockey Championship in Sochi, Russia.

CAREER STATS**REGULAR SEASON****PLAYOFFS**

SEASON	TEAM	LEAGUE	GP	G	A	P	+/-	PIM	PP	SH	GW	S	S%	GP	G	A	P	PIM
2011-12	Nichols	N.Y. HS	32	34	36	70	-	-	-	-	-	-	-	1	0	1	1	-
2012-13	USA U-18	USHL	44	13	14	27	-	19	-	-	-	-	-	-	-	-	-	-
	USA	WJ18	7	0	1	1	-2	0	0	0	0	10	0.0	-	-	-	-	-
2013-14	Harvard	ECAC	31	6	14	20	-6	16	-	-	-	-	-	-	-	-	-	-
2014-15	Harvard	ECAC	21	8	10	18	2	12	-	-	-	-	-	-	-	-	-	-
2015-16	Harvard	ECAC	27	10	9	19	11	8	-	-	-	-	-	-	-	-	-	-
2016-17	Harvard	ECAC	36	18	24	42	24	16	-	-	-	-	-	-	-	-	-	-
	Buffalo	NHL	1	0	0	0	0	0	0	0	0	1	0.0	--	--	--	--	--
	NHL Totals		1	0	0	0	0	0	0	0	0	1	0.0	--	--	--	--	--
	Buffalo Totals		1	0	0	0	0	0	0	0	0	1	0.0	--	--	--	--	--

**BRYCEN MARTIN** DEFENSEBorn: **May 9, 1996** in Calgary, AB**6 ft 2 in** **210 lbs** Shoots: **Left**Acquired: **Selected by Buffalo in the third round (74th overall) of the 2014 NHL Draft.****CAREER STATS**

2016-17: Made his ECHL debut for the Elmira Jackals, appearing in 34 games and totaling seven (2+5) points • Played in 18 games for Rochester (AHL) • Scored his first ECHL goal vs. Brampton (11/19)... **2015-16:** Split his final season in the Western Hockey League between the Saskatoon Blades and Everett Silvertips • Scored six goals and matched a career-high with 31 assists in 66 regular-season games • Traded to Everett midseason, where he closed out the year ranked first among defensemen and fifth overall on the team in scoring • Notched two points (1+1) in the season-opener against Prince Albert (9/25) • Began the month of November on a season-best five-game point streak from 11/3-11/20, recording nine points (1+8) during that stretch, including four straight multi-point outings • Had a four-game assist streak (0+4) from 11/22-11/28 • Had a goal and an assist in nine playoff contests with the Silvertips... **2014-15:** Joined the Rochester Americans on an amateur tryout for two games at the end of his junior season • Set career-highs in all offensive categories, including goals (7), assists (31) and points (38) in 69 combined games between the Swift Current Broncos and Saskatoon Blades of the Western Hockey League • Traded to Saskatoon midseason, where he finished the campaign with 22 points (5+17) in 30 games • Led all Blades defensemen and ranked fourth on the team in overall scoring • Paced all Saskatoon blueliners with three power-play goals • Had a four-game point streak (2+2) from 12/5-12/12 • Recorded consecutive multi-point outings vs. Medicine Hat (0+2) on 1/16 and at Kootenay (1+1) on 1/10 • Totaled 16 points (3+13) during an 11-game point streak from 1/25-2/15, tying for the 16th-longest point streak in the league; also had nine straight games with at least one assist over that

stretch, tying for the second-longest assist streak in the WHL • Signed an ATO with Rochester on 4/6 • Missed three games (4/9-4/11) due to injury • Made his professional debut vs. Utica (4/17)... **2013-14:** Established career highs in goals (6), assists (31) and points (37), while appearing in all 72 regular-season games for the Swift Current Broncos (WHL) • Finished second in scoring among team defensemen, averaging .51 points per game • Ranked second Broncos defensemen with three power-play goals and led the team with 21 power-play assists • Named to the 2014 CHL/NHL Top Prospects Game, skating for Team Orr • Registered a season-high four points (1+3) vs. Moose Jaw (11/11) • Recorded two assists and four PIM in six postseason appearances with Swift Current • Registered his first playoff point with an assist in Game 3 of Swift Current's first-round series against Medicine Hat (3/25)... **2012-13:** Notched 19 points (2+17) in 67 games as a rookie for the Broncos • Led all Swift Current rookies in points and finished fourth in scoring among team defensemen • Recorded his first career point with an assist vs. Moose Jaw (9/22) • Collected two assists for his first multi-point game at Saskatoon (10/5) • Scored his first career goal as part of a three-point game (1+2) vs. Regina (1/25) • Made his WHL postseason debut in Game 1 of Swift Current's first-round series against Calgary (3/21) • Won a silver medal playing for the Canada Pacific squad at the 2013 Under-17 World Hockey Challenge... **2011-12:** Made three regular-season appearances with Swift Current • Made his WHL debut at Prince Albert (3/9) • Represented Canada as a 15-year-old at the 2012 Winter Youth Olympics.

CAREER STATS**REGULAR SEASON****PLAYOFFS**

SEASON	TEAM	LEAGUE	GP	G	A	P	+/-	PIM	PP	SH	GW	S	S%	GP	G	A	P	PIM
2009-10	Calgary	AMBHL	33	2	22	24	-	18	-	-	-	-	-	13	0	6	6	4
2010-11	Calgary	AMBHL	31	6	36	42	-	60	-	-	-	-	-	-	-	-	-	-
2011-12	Calgary	AMBHL	25	6	11	17	-	65	-	-	-	-	-	5	0	2	2	8
	Swift Current	WHL	3	0	0	0	-3	0	0	0	0	-	0.0	-	-	-	-	-
2012-13	Swift Current	WHL	67	2	17	19	3	32	1	0	1	-	-	5	0	0	0	0
2013-14	Swift Current	WHL	72	6	31	37	-16	42	3	0	1	-	-	6	0	2	2	4
2014-15	Swift Current	WHL	39	2	14	16	1	22	0	0	1	-	-	-	-	-	-	-
	Saskatoon	WHL	30	5	17	22	-14	19	3	0	1	-	-	-	-	-	-	-
	Rochester	AHL	2	0	0	0	-2	0	0	0	0	0	0.0	-	-	-	-	-
2015-16	Everett	WHL	41	3	10	13	3	21	2	0	1	-	-	-	-	-	-	-
	Saskatoon	WHL	25	3	21	24	5	18	1	0	0	-	-	-	-	-	-	-
2016-17	Elmira	ECHL	34	2	5	7	-13	10	-	-	-	-	-	-	-	-	-	-
	Rochester	AHL	18	0	0	0	-2	12	0	0	0	-	-	-	-	-	-	-

**CASEY NELSON** DEFENSEBorn: **July 18, 1992** in Wisconsin Rapids, WI
6 ft 1 in 185 lbs Shoots: **Right**Acquired: **Signed by Buffalo as an unrestricted free agent, March 22, 2016.****CAREER STATS**

2016-17: Skated in a career-high 11 NHL games while also adding 21 points (7+14) in 58 appearances for the Rochester Americans (AHL) • Scored his first professional goal in his AHL debut vs. Toronto (10/21) • Registered his first career multi-point game (1+1) vs. St. John's (11/18)...

2015-16: Appeared in seven NHL games with the Sabres following the completion of his junior year at Minnesota State University (WCHA), recording four assists and five shots • Named the 2015-16 WCHA Defensive Player of the Year and earned All-WCHA First Team honors after recording 22 points (6+16) in 40 games for the Mavericks • Led all Minnesota State defensemen in scoring and ranked fourth on the team in total points • Led all skaters in plus/minus (+15) and ranked second in assists (16) • Two-time WCHA Defensive Player of the Week • Finished his tenure at Minnesota State ranked 10th on the school's career scoring list for defensemen (NCAA DI-era) • Named to 2015-16 WCHA Final Five All-Tournament Team and was a WCHA All-Academic honoree • Recorded an assist and logged 16:33 of ice time in his NHL debut vs. WPG (3/26); the assist came on Hudson Fasching's first NHL goal – he and Fasching became the first Sabres to record their first NHL points on the same goal in their debuts since Alexander Mogilny and Dave Snuggerud did so on 10/5/89 • Collected an assist for the second straight game at DET (3/28) • Earned the first multi-point game of his NHL career (0+2) at PIT (3/29)... **2014-15:** Completed his sophomore season at Minnesota State with career highs in

goals (7), assists (26) and points (33) while appearing in all 40 games for the Mavericks • Named to All-WCHA Second Team and to WCHA 2014-15 All-Academic Team • Named team's Most Improved Player after leading all defensemen and ranking third on the team in scoring • His 33 points were a 28-point increase from his rookie season and were the most by a Minnesota State defenseman in a single-season in the NCAA DI era • Ranked first on team with a plus-20 rating and finished second on team in assists (26) • Scored game-winning goals vs. Alaska Anchorage (2/6) and Lake Superior State (3/13) during the first round of the WCHA playoffs... **2013-14:** Recorded five points (1+4) in 19 games as a freshman with the Mavericks • Scored his first career goal vs. Connecticut (10/19); added an assist for his first career multi-point game • Had two assists during a two-game set vs. University of Alaska Anchorage (11/29-11/30)... **2012-13:** Totaled 32 points (10+22) in 56 games with the Johnstown Tomahawks of the North American Hockey League • Named NAHL Defenseman of the Month for November after racking up nine points (3+6) in seven games • Played in 2013 NAHL Top Prospects Tournament • Appeared in two playoff contests for Johnstown... **2011-12:** Finished his second season in the NAHL with 20 points (1+19) in 56 games for the Alaska Avalanche (NAHL) to rank second among team defensemen in scoring... **2010-11:** Scored one goal and added five assists for six points in 29 games for Alaska (NAHL).

CAREER STATS**REGULAR SEASON****PLAYOFFS**

SEASON	TEAM	LEAGUE	GP	G	A	P	+/-	PIM	PP	SH	GW	S	S%	GP	G	A	P	PIM
2010-11	Alaska	NAHL	29	1	5	6	-5	8	-	-	-	-	-	-	-	-	-	-
2011-12	Alaska	NAHL	56	1	19	20	2	14	-	-	-	-	-	-	-	-	-	-
2012-13	Johnstown	NAHL	56	10	22	32	-6	42	-	-	-	-	-	2	0	0	0	0
2013-14	Minnesota State	WCHA	19	1	4	5	-	6	0	0	0	34	2.9	-	-	-	-	-
2014-15	Minnesota State	WCHA	40	7	26	33	19	16	4	0	2	-	-	-	-	-	-	-
2015-16	Minnesota State	WCHA	40	6	16	22	14	22	0	0	0	107	5.6	-	-	-	-	-
	Buffalo	NHL	7	0	4	4	1	8	0	0	0	5	0.0	--	--	--	--	--
2016-17	Rochester	AHL	58	7	14	21	-10	24	2	0	0	111	6.3	-	-	-	-	-
	Buffalo	NHL	11	0	0	0	-3	4	0	0	0	10	0	--	--	--	--	--
	NHL Totals		18	0	4	4	-2	12	0	0	0	15	0.0	--	--	--	--	--
	Buffalo Totals		18	0	4	4	-2	8	0	0	0	15	0.0	--	--	--	--	--

**ALEXANDER NYLANDER** LEFT WINGBorn: **March 2, 1998** in Calgary AB**6 ft 1 in** **192 lbs** Shoots: **Right**Acquired: **Selected by Buffalo in the first round (eighth overall) of the 2016 NHL Draft.****CAREER STATS**

2016-17: Played 65 games with Rochester (AHL), ranking eighth in team scoring with 28 points (10+18) • Notched his first professional point (assist) in his AHL debut vs. Hershey (10/14) and scored his first goal two nights later at Syracuse (10/16) • Had a season-best, four-game point streak (1+4) from 11/18-11/25 • Made his NHL debut vs. TOR (4/3) and spent four games with Buffalo during his first career recall • Recorded his first NHL point (assist) at TBL (4/9) • Represented Sweden at the 2017 IIHF World Junior Championship, recording 12 points (5+7) in

seven games... **2015-16:** Played 57 games during his first season in North America with Mississauga, scoring 75 points (28+47) • Led Mississauga skaters in goals (28), assists (47), points (75) and game-winning goals (5) • Had a 10-game point from 10/4-10/29 (8+7) • Added 12 points (6+6) in the OHL playoffs • Represented Sweden at the 2016 IIHF World Junior Championship, recording nine points (4+5) in seven games • Represented Sweden at the 2016 IIHF World Under-18 Championship, recording 11 points (3+8) in seven games.

CAREER STATS**REGULAR SEASON****PLAYOFFS**

SEASON	TEAM	LEAGUE	GP	G	A	P	+/-	PIM	PP	SH	GW	S	S%	GP	G	A	P	PIM
2014-15	AIK J20	SWE-Jr.	42	15	25	40	-	12	-	-	-	-	-	2	0	1	1	0
	AIK	SWE-1	3	0	0	0	0	0	0	0	0	0	-	-	4	1	1	2
2015-16	Mississauga	OHL	57	28	47	75	8	18	9	1	5	178	15.7	6	6	6	12	2
	Sweden	WJC	7	4	5	9	5	0	1	0	1	15	26.7	-	-	-	-	-
	Sweden	WJ18	7	3	8	11	5	0	0	0	0	32	9.4	-	-	-	-	-
2016-17	Rochester	AHL	65	10	18	28	-24	6	3	0	1	106	9.4	-	-	-	-	-
	Sweden	WJC	7	5	7	12	7	0	0	0	2	16	31.3	-	-	-	-	-
	Buffalo	NHL	4	0	1	1	-2	0	0	0	0	4	0.0	--	--	--	--	--
NHL Totals			4	0	1	1	-2	0	0	0	0	4	0.0	--	--	--	--	--
Buffalo Totals			4	0	1	1	-2	0	0	0	0	4	0.0	--	--	--	--	--



KEVIN PORTER CENTER

Born: **March 12, 1986** in Detroit, MI

6 ft 0 in **190 lbs** Shoots: **Left**

Acquired: **Signed by Buffalo as an unrestricted free agent, July 1, 2017.**




CAREER STATS

2016-17: Led the Wilkes-Barre/Scranton Penguins (AHL) in assists (35) and tied for third in points (46) in 60 games • His 35 assists and 46 points were both career highs • Scored two goals and added an assist vs. Syracuse (10/22) • Recorded three points (1+2) at St. John's (12/3) • Had 12 points (2+10) during a nine-game span from 1/25-2/14 • Notched a season-high four points (1+3) vs. Hershey (2/10) • Recorded 12 points (3+9) in 12 games (2/25-3/26) • Played in two games for the Pittsburgh Penguins • Led the Penguins in assists (6) and tied for the team lead in points (6) in five AHL playoff games • Notched a playoff career-high four assists at Providence (4/23)... **2015-16:** Began the season in Pittsburgh and dressed in 8 games before being assigned to Wilkes-Barre/Scranton on Oct. 30 • Had two-goal games at Hartford (11/15) and vs. Albany (12/12) • Recorded his 200th career AHL point with a goal vs. Hershey (11/28) • Recalled by Pittsburgh (12/16) and remained there for the rest of the season, recording three assists in 41 games for the Penguins • Though injured throughout the playoffs, Porter was a part of the Pittsburgh squad that captured the Stanley Cup... **2014-15:** Scored 16 goals and 23 assists for 39 points in a career-high 76 games for the Grand Rapids Griffins (AHL), good for the third-highest point total of his AHL career • Notched a four-game point streak (1+3) from 11/14-11/22 • Finished the season on a three-game goal scoring streak spanning (4/16-4/18) • Tied a career best in playoff points, recording one goal and three assists in 16 games... **2013-14:** Played a majority of the season with the Rochester Americans (AHL) and tallied 36 points (19+17) in 50 contests • Ranked sixth among Amerks in scoring (36) and tied for second in goals (19) • Collected one assist in 12 games for the Buffalo Sabres • Skated in his 200th NHL game vs. Minnesota (10/14) • Chipped in two goals and four assists during a four-game point streak (3/9-3/16) • Recorded his 150th career AHL point with a goal vs. Toronto (4/11) • Contributed three assists in five playoff games for Rochester... **2012-13:** Recorded seven points (4+3) during a seven-game span (4/2-4/14) • Career-best four-game point streak (2+2) from 4/9-4/14 • Logged a career-high 19:51 TOI at BOS (4/17) • Tallied his first point of the season with an assist while logging 17:44 TOI at PHI (3/10) • Scored his first two goals of the season and was a plus-2 at PIT (4/2) • Recalled from Rochester (AHL) to make his Sabres debut at TOR (2/21) • Served as captain of the Rochester Americans (AHL), where he ranked second on the team with 44 points (15+29), despite appearing in only 48 games... **2011-12:** Appeared in 35 games with Colorado, tallying seven points (4+3) • Ranked fourth on the team with a 12.5 shooting percentage (four goals on 32 shots) • Logged a season-high 14:25 of ice time at DAL (1/14) • Recorded points in three straight games (12/27-12/31), matching a career-long scoring streak • Netted goals in back-to-back contests (12/27-12/29) • Served a four-game suspension (12/8-12/15)... **2010-11:** Established career highs in games (74), goals (14), assists (11) and points (25) in his first full season with the Avalanche • Scored three game-winning goals, tied for second most on the team • Was on the Avalanche's opening night roster and dressed in six of Colorado's first 11 games • Was reassigned to Lake Erie (AHL) on 10/30 but did not appear in any games with the Monsters before being recalled on 11/

5 • Tallied a career-high two goals in his first game after re-joining the Avalanche on 11/6 vs. DAL • Went on to produce five goals, including three game winners, and was plus-8 in his first seven games after his recall from 11/6-11/19 • Scored in three straight games, 11/15-11/19, the longest goal streak of his NHL career • Scored the overtime game-winner on vs. SJS (11/17), his first career OT goal • Notched the winning goal in the shootout on at DAL (11/20) • Attempted his first career penalty shot on 1/18 vs. VAN (unsuccessful) • Appeared in his 100th NHL game at MIN (2/9)... **2009-10:** Split the season between the Avalanche and Coyotes organizations • Was acquired from Phoenix along with Peter Mueller at the trade deadline (3/3) • Following the trade, was assigned to Lake Erie (AHL) and tallied one goal in four games with the Monsters • Recalled by the Avalanche 3/10 and appeared in each of the final 16 games for Colorado (2+1) • Scored his first career shorthanded goal at PHX (3/27) • Collected 41 points (16+25) in 56 combined AHL games between the Monsters and San Antonio Rampage • Opened the year with San Antonio, where he tallied 40 points (15+25) in 52 contests • Was recalled by the Coyotes on four occasions, appearing in four total games with Phoenix (no points)... **2010 Playoffs:** Made his Stanley Cup playoff debut, appearing in four of Colorado's six postseason games • Skated in his first NHL playoff contest in Game 1 of the WCQF at SJS (4/14) • Missed Games 3-4 after leaving Game 2 at SJS (4/16) due to an upper body injury • Returned for Game 5 on 4/22... **2008-09:** Appeared in 34 games for the Coyotes during his rookie season, collecting 10 points (5+5) • Also played in 42 games for San Antonio (AHL), where he registered 35 points (13+22) and a team-leading plus-7 rating • Two of his five goals with Phoenix were game winners • Made his NHL debut and collected his first NHL point (assist) on vs. CBJ (10/11) • Also had an assist in his second career game on at ANA (10/12) • Scored his first NHL goal on vs. PIT (10/30)... **2007-08:** Captured the Hobey Baker Award as a senior at the University of Michigan • Finished second in the nation with 63 points (33+30) in 43 games • Led Michigan to the 2008 NCAA Frozen Four while serving as team captain • Named the CCHA Player of the Year • Also a member of the RBK West All-America First Team and the All-CCHA First Team • Selected as the University of Michigan's Male Athlete of the Year • Set an NCAA Tournament record by scoring four goals in an East Regional Semifinal win over Niagara in Albany, NY (3/28) • Appeared in all seven playoff games for the San Antonio Rampage (AHL), recording four assists... **2006-07:** Skated in 41 games for the University of Michigan, collecting 58 points (24+34) • Shared the team lead in goals and was second in both assists and points • Named to the All-CCHA Second Team... **2005-06:** Recorded 38 points (17+21) and 30 penalty minutes in 39 games for Michigan... **2004-05:** Registered 24 points (11+13) and 51 penalty minutes in 39 games as a freshman at Michigan... **2003-04:** Played 55 games for the U.S. National Under-18 Team, recording 37 points (8+29)... **2002-03:** Collected 20 points (9+11) in 19 games for the U.S. National Under-17 Team • Appeared in 53 games for the U.S. National Under-18 Team, recording 31 points (20+11).

CAREER STATS			REGULAR SEASON											PLAYOFFS				
SEASON	TEAM	LEAGUE	GP	G	A	P	+/-	PIM	PP	SH	GW	S	S%	GP	G	A	P	PIM
2002-03	USNTDP	U-17	19	9	11	20	-	8	-	-	-	-	-	-	-	-	-	-
	USNTDP	U-18	13	1	2	3	-	2	-	-	-	-	-	-	-	-	-	-
	USNTDP	NAHL	40	19	9	28	-	17	-	-	-	-	-	-	-	-	-	-
	USA	WJC-18	6	0	2	2	-	30	-	-	-	-	-	-	-	-	-	-
2003-04	USNTDP	U-18	44	5	21	26	-	26	-	-	-	-	-	-	-	-	-	-
	USA	WJC-18	6	2	6	8	-	4	-	-	-	-	-	-	-	-	-	-
	USNTDP	NAHL	11	3	8	11	-	4	-	-	-	-	-	-	-	-	-	-
2004-05	Michigan	CCHA	39	11	13	24	-	51	-	-	-	-	-	-	-	-	-	-
	USA	WJC	7	3	2	5	-	6	-	-	-	-	-	-	-	-	-	-
2005-06	Michigan	CCHA	39	17	21	38	-	30	-	-	-	-	-	-	-	-	-	-
	USA	WJC	7	2	4	6	-	2	-	-	-	-	-	-	-	-	-	-
2006-07	Michigan	CCHA	41	24	34	58	-	16	-	-	-	-	-	-	-	-	-	-
2007-08	Michigan	CCHA	43	33	30	63	-	18	-	-	-	-	-	-	-	-	-	-
	San Antonio	AHL	-	-	-	-	-	-	-	-	-	-	-	7	0	4	4	0
2008-09	San Antonio	AHL	42	13	22	35	7	14	2	1	4	81	16.0	-	-	-	-	-
	Phoenix	NHL	34	5	5	10	-2	4	1	0	2	39	12.8	--	--	--	--	--
2009-10	San Antonio	AHL	52	15	25	40	-9	31	5	0	3	104	14.4	-	-	-	-	-
	Colorado	NHL	16	2	1	3	-4	0	0	1	0	18	11.1	4	0	0	0	0
	Phoenix	NHL	4	0	0	0	1	0	0	0	0	3	0.0	--	--	--	--	--
	Lake Erie	AHL	4	1	0	1	0	2	0	0	0	9	11.1	-	-	-	-	-
2010-11	Colorado	NHL	74	14	11	25	-11	27	1	0	3	102	13.7	--	--	--	--	--
2011-12	Colorado	NHL	35	4	3	7	-2	17	0	0	0	32	12.5	--	--	--	--	--
2012-13	Rochester	AHL	48	15	29	44	8	38	3	1	2	83	18.1	-	-	-	-	-
	Buffalo	NHL	31	4	5	9	-1	10	0	1	0	37	10.8	--	--	--	--	--
2013-14	Rochester	AHL	50	19	17	36	-11	25	7	0	4	91	20.9	5	0	3	3	0
	Buffalo	NHL	12	0	1	1	-5	2	0	0	0	3	0.0	--	--	--	--	--
2014-15	Grand Rapids	AHL	76	16	23	39	-11	25	2	0	5	133	12.0	16	1	3	4	14
2015-16	Pittsburgh	NHL	41	0	3	3	-2	0	0	0	0	34	0.0	--	--	--	--	--
2016-17	Wilkes-Barre	AHL	16	5	4	9	11	4	0	1	1	31	16.1	-	-	-	-	-
	Wilkes-Barre	AHL	69	11	35	46	2	50	3	2	4	127	8.7	5	0	6	6	2
NHL Totals			249	29	29	58	-27	60	2	2	5	268	10.8	4	0	0	0	0
Buffalo Totals			43	4	6	10	-6	12	0	1	0	40	10.0	--	--	--	--	--

**EVAN RODRIGUES** CENTERBorn: **July 28, 1993** in Toronto, ON**5 ft 11 in** **182 lbs** Shoots: **Right**Acquired: **Signed by Buffalo as a free agent, April 22, 2015.****CAREER STATS**

2016-17: Appeared in 30 NHL games during three recalls to Buffalo in his second professional season, totaling six points (4+2) • Registered 30 points (9+21) in 48 games with Rochester (AHL), matching his 2015-16 AHL totals in goals, assists and points in 24 fewer games • Turned in his first professional multi-goal game (2+0) at St. John's (10/28) • Matched his AHL career high with three points at Utica (12/31) and vs. Albany (4/14) • Logged a five-game AHL point streak (3+4) from 12/26-1/6 • Recorded his first NHL point of the season with an assist vs. VAN (2/12); scored his first NHL goal of the season at COL (2/25) • Scored a goal at ARI (2/26), giving him goals in back-to-back games for the first time in his NHL career... **2015-16:** Joined the Sabres for their final two games of the season, recording two points (1+1) • Completed his rookie campaign with 30 points (9+21) in 72 appearances with the Rochester Americans (AHL) • Ranked second among Amerks rookies and tied for sixth overall on the team in scoring • Recorded his first professional point (assist) in his AHL debut vs. Lake Erie (10/9) • Scored his first professional goal vs. Syracuse (11/25) • Had a three-game point streak (2+1) from 11/25-11/28 • Collected two assists for his first career multi-point game vs. Hartford (12/18) • Missed the game at Bridgeport (1/2) due to injury • Notched a season-high three points (1+2) vs. Hershey (1/8) • Netted his first career game-winner at Syracuse (2/5) • Registered three assists vs. Springfield (3/4) • Earned his first-ever NHL recall from the Sabres on 4/6 and recorded five shots on goal in his NHL debut vs. CBJ (4/8) • Scored his first NHL goal and added his first NHL assist vs. NYI (4/9)... **2014-15:** Set career-highs in all offensive categories while serving as assistant captain as a senior at Boston University, recording 61 points (21+40) in 41 games for the Terriers • Finished second in the nation in assists per game (1.00) and points • Helped lead the Terriers to a Hockey East title and an appearance in the 2015 NCAA National Championship Game •

Named the Most Outstanding Player of the Northeast Regional • Selected to the All-Regional Team (NCAA Tournament) and the Hockey East All-Tournament Team, and was named a Hockey East Second-Team All-Star • Led BU in points (4) and goals (3) in the NCAA Tournament • Ranked second in Hockey East in points (36), tied for fourth in goals (13), ranked third in assists (23), and ranked second in power-play points (13) • Placed second in the Hockey East Tournament in assists (7) and tied for third in points (8) • Ranked second on the team in points (61) and assists (40), and fourth in goals (21) • Named Hockey East Player of the Month for January • Earned NCAA.com No. 1 Star of the Week honors for period ending 2/10 • Tabbed NCAA.com No. 3 Star of the Week for period ending 2/3 • Back-to-back Hockey East Player of the Week (2/2 and 2/9) and a nine-time Hockey East Top Performer... **2013-14:** Appeared in 31 games for Boston University, collecting 14 points (5+9) • Named to the Hockey East All-Academic Team • Finished second on the team in shots (94) • Named a Hockey East Top Performer for period ending 10/4... **2012-13:** Skated in 38 games as a sophomore, finishing third on the team in goals (14), assists (20) and points (34) • Recipient of Paul Hines Award, given to Most Improved Player in New England • Named a Hockey East Second-Team All-Star • Led all BU skaters with a plus-15 rating • Was a three-time Hockey East Top Performer (10/15, 1/21, 1/28) • Named Hockey East Co-Player of the Week for the period ending 12/3 after recording three points (2+1) in a home-and-home series with No. 1 Boston College... **2011-12:** Totaled 12 points (2+10) in 36 appearances with the Terriers • Recorded three shots in his collegiate debut vs. New Hampshire (10/8) • Registered his first collegiate points (0+2) vs. Massachusetts (10/29) • Had a three-game point streak (1+3) snapped in NCAA Regionals against Minnesota.

CAREER STATS**REGULAR SEASON****PLAYOFFS**

SEASON	TEAM	LEAGUE	GP	G	A	P	+/-	PIM	PP	SH	GW	S	S%	GP	G	A	P	PIM
2011-12	Boston Univ.	H-East	36	2	10	12	-	24	1	0	0	-	-	-	-	-	-	-
2012-13	Boston Univ.	H-East	38	14	20	34	-	28	3	2	0	-	-	-	-	-	-	-
2013-14	Boston Univ.	H-East	31	5	9	14	-	20	1	0	0	-	-	-	-	-	-	-
2014-15	Boston Univ.	H-East	41	21	40	61	-	31	5	0	5	-	-	-	-	-	-	-
2015-16	Rochester	AHL	72	9	21	30	-15	39	2	0	1	160	5.6	-	-	-	-	-
	Buffalo	NHL	2	1	1	2	2	0	0	0	0	8	12.5	--	--	--	--	--
2016-17	Rochester	AHL	48	9	21	30	-2	27	1	0	1	121	7.4	-	-	-	-	-
	Buffalo	NHL	30	4	2	6	-7	4	1	0	0	51	7.8	--	--	--	--	--
	NHL Totals		32	5	3	8	-5	4	1	0	0	59	8.5	--	--	--	--	--
	Buffalo Totals		32	5	3	8	-5	4	1	0	0	59	8.5	--	--	--	--	--

**C.J. SMITH** LEFT WING

Born: **Dec. 1, 1994** in Des Moines, IA
 5 ft 11 in 181 lbs Shoots: **Left**
 Acquired: **Signed by Buffalo as a free agent, March 30, 2017.**


**CAREER STATS**

2016-17: Appeared in two NHL games with the Sabres following the completion of his junior year at UMass-Lowell (H-East) • Played in all of the River Hawks' games for the second straight season • Totaled career-high marks in games played (41), goals (23), assists (28), points (51) and plus/minus rating (plus-22) for the third straight year, leading all River Hawks skaters in goals and plus-minus rating and falling one point shy of the team lead in points • Tied for eighth among NCAA skaters with 23 goals and ranked 12th with 51 points • Notched his second career hat trick at Dartmouth (12/31) • Tied a career high with four-point games at Dartmouth (12/31) and at UMass (2/18) • Registered his 100th collegiate point at UNH (1/6) • Had a season-best seven-game point streak from 1/28-2/23 • Was named the Hockey East Tournament MVP after leading the tournament with eight points (4+4) in five tournament games • Recorded an assist in his NHL debut vs. NYI (4/2)... **2015-16:** Topped his rookie totals in games played (40), goals (17), assists (22), points (39) and plus-minus rating (plus-15) during his sophomore season at UMass-Lowell

(H-East) • Led all River Hawks in goals (17), points (39) and plus/minus rating (plus-15), and ranked second in assists (22) • Tied for 10th among all Hockey East skaters with 39 points • Tied a career high with four points (1+3) at Minnesota Duluth (10/31) • Had a career-best 10-game point streak from 10/31-12/5 (6+10) • Recorded his first career hat trick vs. Arizona State (1/30) • Was twice named Hockey East Player of the Week (2/1 and 3/14) • Was named to the Hockey East All-Tournament Team with five points (3+2) in four tournament games... **2014-15:** Led UMass-Lowell skaters as a freshman in goals (16), assists (19) and points (35) • Tied for 13th among Hockey East players in points, which ranked second among Hockey East rookies • His 0.90 points per games ranked him sixth nationally among rookie skaters • Named Hockey East's Rookie of the Month for November • Named Hockey East Rookie of the Week (3/16) • Was named to the Hockey East All-Rookie Team on 3/18... **2013-14:** Appeared in 59 total USHL games with Muskegon and Chicago • Led Chicago skaters in goals (23) and points (40).

CAREER STATS**REGULAR SEASON****PLAYOFFS**

SEASON	TEAM	LEAGUE	GP	G	A	P	+/-	PIM	PP	SH	GW	S	S%	GP	G	A	P	PIM
2010-11	Holy Angels	Minn. HS	25	17	20	37	24	18	-	-	-	-	-	1	0	0	0	10
2011-12	Austin	NAHL	53	13	14	27	13	20	-	-	-	-	-	-	-	-	-	-
2012-13	Austin	NAHL	60	30	29	59	21	22	-	-	-	-	-	8	4	1	5	4
2013-14	Chicago	USHL	46	23	17	40	-1	10	-	-	-	-	-	-	-	-	-	-
	Muskegon	USHL	13	4	1	5	3	6	-	-	-	-	-	-	-	-	-	-
2014-15	UMass-Lowell	H-East	39	16	19	35	12	28	5	0	2	-	-	-	-	-	-	-
2015-16	UMass-Lowell	H-East	40	17	22	39	15	50	4	2	2	-	-	-	-	-	-	-
2016-17	UMass-Lowell	H-East	41	23	28	51	22	46	8	0	2	-	-	-	-	-	-	-
	Buffalo	NHL	2	0	1	1	-1	0	0	0	0	2	0.0	--	--	--	--	--
	NHL Totals		2	0	1	1	-1	0	0	0	0	2	0.0	--	--	--	--	--
	Buffalo Totals		2	0	1	1	-1	0	0	0	0	2	0.0	--	--	--	--	--

**DEVANTE STEPHENS** DEFENSEBorn: **Jan. 7, 1997** in Surrey, BC**6 ft 2 in** **190 lbs** Shoots: **Left**Acquired: **Selected by Buffalo in the fifth round (122nd overall) of the 2015 NHL Draft.****CAREER STATS**

2016-17: Established new career highs in goals (13), assists (22), points (35) and penalty minutes (75) in 67 games for the Kelowna Rockets (WHL) • His 13 goals led all Kelowna defensemen and ranked ninth among WHL defensemen • Tallied 12 points (2+10) in a seven-game span (2/13-26) • Notched his first career WHL hat trick at Portland (10/29) • Recorded a point in four straight games (11/20-11/30)... **2015-16:** Recorded 11 points (2+9) and 58 penalty minutes in 72 games for Kelowna (WHL) •

His nine assists and 72 games played both established new career highs • Recorded a point in consecutive games twice (11/18-11/20 and 3/11-3/12)... **2014-15:** Scored four goals and added seven assists in 64 games during his rookie season in the WHL • Recorded his first WHL assist at Seattle (10/4) • Scored his first career WHL goal at Portland (11/1) • Notched an assist in consecutive games vs. Medicine Hat (1/10) and vs. Tri City (1/14).

CAREER STATS**REGULAR SEASON****PLAYOFFS**

SEASON	TEAM	LEAGUE	GP	G	A	P	+/-	PIM	PP	SH	GW	S	S%	GP	G	A	P	PIM
2013-14	Valley West	BCMML	22	6	14	20	-	32	-	-	-	-	-	5	0	2	2	10
2014-15	Kelowna	WHL	64	4	7	11	17	33	0	0	0	-	-	17	0	4	4	8
2015-16	Kelowna	WHL	72	2	9	11	12	58	0	0	0	-	-	18	0	1	1	12
2016-17	Kelowna	WHL	67	13	22	35	27	75	1	1	1	-	-	17	0	7	7	16

RASMUS ASPLUND CENTER **SELECTED IN THE SECOND ROUND (33RD OVERALL) IN 2016**Born **DEC. 3, 1997** in Filipstad, SWE**5 ft 11 in** **176 lbs****CAREER STATS**

SEASON	TEAM	LEAGUE	REGULAR SEASON					PLAYOFFS				
			GP	G	A	P	PIM	GP	G	A	P	PIM
2013-14	Färjestad BK Jr.	SWE-Jr.	6	1	3	4	2	4	1	0	1	0
2014-15	Färjestad BK	SHL	35	2	1	3	4	3	0	0	0	0
	Färjestad BK Jr.	SWE-Jr.	19	8	17	25	14	6	3	4	7	0
	Sweden	WJ18	5	2	3	5	8	-	-	-	-	-
2015-16	Färjestad BK	SHL	46	4	8	12	16	3	0	0	0	0
	Sweden	WJC	7	3	2	5	6	-	-	-	-	-
2016-17	Färjestad BK	SHL	39	6	13	19	10	5	0	3	3	0
	Sweden	WJC	7	1	6	7	0	-	-	-	-	-

WILLIAM BORGEN DEFENSE **SELECTED IN THE FOURTH ROUND (92ND OVERALL) IN 2015**Born **DEC. 19, 1996** in Moorhead, MN**6 ft 2 in** **188 lbs****CAREER STATS**

SEASON	TEAM	LEAGUE	REGULAR SEASON					PLAYOFFS				
			GP	G	A	P	PIM	GP	G	A	P	PIM
2012-13	Moorhead	Minn. HS	24	3	16	19	22	6	1	3	4	2
2013-14	Moorhead	Minn. HS	24	6	10	16	35	3	2	3	5	2
2014-15	Moorhead	Minn. HS	24	5	21	26	64	3	1	1	2	6
	Omaha	USHL	18	1	5	6	0	3	0	0	0	0
2015-16	St. Cloud State	NCHC	37	1	13	14	36	-	-	-	-	-
	United States	WJC	7	0	3	3	2	-	-	-	-	-
2016-17	St. Cloud State	NCHC	33	2	10	12	60	-	-	-	-	-

CHRISTOPHER BROWN CENTER **SELECTED IN THE SIXTH ROUND (151ST OVERALL) IN 2014**Born **FEB. 22, 1996** in Pontiac, MI**6 ft 0 in** **179 lbs****CAREER STATS**

SEASON	TEAM	LEAGUE	REGULAR SEASON					PLAYOFFS				
			GP	G	A	P	PIM	GP	G	A	P	PIM
2012-13	Cranbrook Kingswood	Mich. HS	31	23	27	50	6	-	-	-	-	-
2013-14	Cranbrook Kingswood	Mich. HS	28	26	58	84	21	-	-	-	-	-
	Green Bay	USHL	2	0	0	0	0	-	-	-	-	-
2014-15	Green Bay	USHL	43	13	19	32	22	-	-	-	-	-
	Tri-City	USHL	15	0	5	5	2	6	0	0	0	0
2015-16	Boston College	H-East	41	2	9	11	8	-	-	-	-	-
2016-17	Boston College	H-East	34	9	17	26	12	-	-	-	-	-

JACOB BRYSON DEFENSE **SELECTED IN THE FOURTH ROUND (99TH OVERALL) IN 2017**Born **Nov. 18, 1997** in London, ON**5 ft 8 in** **178 lbs****CAREER STATS**

SEASON	TEAM	LEAGUE	REGULAR SEASON					PLAYOFFS				
			GP	G	A	P	PIM	GP	G	A	P	PIM
2015-16	Omaha	USHL	56	3	28	31	36	-	-	-	-	-
2016-17	Providence College	H-East	39	3	17	20	12	-	-	-	-	-

VOJTECH BUDIK DEFENSE **SELECTED IN THE FIFTH ROUND (130TH OVERALL) IN 2016**Born **JAN. 29, 1998** in Holice, CZE**6 ft 1 in** **202 lbs****CAREER STATS**

SEASON	TEAM	LEAGUE	REGULAR SEASON					PLAYOFFS				
			GP	G	A	P	PIM	GP	G	A	P	PIM
2014-15	HC Pardubice U20	Czech U20	19	0	5	5	8	-	-	-	-	-
	Czech Republic	WJ18	5	0	0	0	2	-	-	-	-	-
2015-16	Prince Albert	WHL	70	3	13	16	20	5	1	0	1	2
	Czech Republic	WJ18	5	0	2	2	8	-	-	-	-	-
2016-17	Prince Albert	WHL	56	1	25	26	20	-	-	-	-	-
	Czech Republic	WJC	2	0	0	0	0	-	-	-	-	-

IVAN CHUKAROV DEFENSE **SELECTED IN THE SEVENTH ROUND (182ND OVERALL) IN 2015**Born **APRIL 3, 1995** in Des Plaines, IL**6 ft 2 in** **203 lbs****CAREER STATS**

SEASON	TEAM	LEAGUE	REGULAR SEASON					PLAYOFFS				
			GP	G	A	P	PIM	GP	G	A	P	PIM
2013-14	Minnesota	NAHL	44	4	8	12	28	5	1	2	3	0
2014-15	Minnesota	NAHL	55	12	31	43	63	12	0	6	6	6
2015-16	Massachusetts	H-East	36	3	5	8	10	-	-	-	-	-
2016-17	Massachusetts	H-East	36	2	6	8	40	-	-	-	-	-

MARCUS DAVIDSSON CENTER **SELECTED IN THE SECOND ROUND (37TH OVERALL) IN 2017**Born **NOV. 18, 1998** in Stockholm, SWE**6 ft 0 in** **191 lbs****CAREER STATS**

SEASON	TEAM	LEAGUE	REGULAR SEASON					PLAYOFFS				
			GP	G	A	P	PIM	GP	G	A	P	PIM
2013-14	Djurgardens IF J18	SWE-18	31	5	15	20	16	4	0	1	1	0
2014-15	Djurgardens IF J18	SWE-18	35	17	18	35	10	5	3	3	6	2
	Djurgardens IF J20	SWE-Jr.	2	0	0	0	0	-	-	-	-	-
2015-16	Djurgardens IF J20	SWE-Jr.	45	17	23	40	24	6	3	3	6	0
	Sweden	WJ18	4	2	1	3	0	-	-	-	-	-
	Djurgardens IF J18	SWE-18	1	0	0	0	0	5	2	0	2	2
2016-17	Djurgardens IF	SHL	1	1	0	1	0	1	0	0	0	0
	Djurgardens IF	SHL	45	5	4	9	6	3	0	0	0	2
	Sweden	WJC	10	1	2	3	6	-	-	-	-	-
	Djurgardens IF J20	SWE-Jr.	9	6	4	10	2	1	0	0	0	0

CASEY FITZGERALD DEFENSE **SELECTED IN THE THIRD ROUND (86TH OVERALL) IN 2016**Born **FEB. 25, 1997** in North Reading, MA**5 ft 11 in** **186 lbs****CAREER STATS**

SEASON	TEAM	LEAGUE	REGULAR SEASON					PLAYOFFS				
			GP	G	A	P	PIM	GP	G	A	P	PIM
2013-14	USNTDP	U17	52	3	9	12	43	-	-	-	-	-
	USNTDP	USHL	33	2	1	3	18	-	-	-	-	-
2014-15	USNTDP	U18	57	9	16	25	67	-	-	-	-	-
	USNTDP	USHL	22	3	5	8	53	-	-	-	-	-
	United States	WJ18	7	1	3	4	4	-	-	-	-	-
2015-16	Boston College	H-East	39	4	23	27	46	-	-	-	-	-
2016-17	Boston College	H-East	37	5	17	22	46	-	-	-	-	-
	United States	WJC	7	0	3	3	6	-	-	-	-	-

VASILY GLOTOV CENTER **SELECTED IN THE SEVENTH ROUND (190TH OVERALL) IN 2016**Born **SEPT. 4, 1997** in Barnaul, RUS**5 ft 11 in** **174 lbs****CAREER STATS**

SEASON	TEAM	LEAGUE	REGULAR SEASON					PLAYOFFS				
			GP	G	A	P	PIM	GP	G	A	P	PIM
2014-15	Serebryanye Lvy St. Petersburg	MHL	53	8	6	14	14	4	0	1	1	4
2015-16	Serebryanye Lvy St. Petersburg	MHL	42	23	32	55	34	-	-	-	-	-
2016-17	Cape Breton	QMJHL	64	15	35	50	14	11	0	4	4	2

BRANDON HAGEL LEFT WING **SELECTED IN THE SIXTH ROUND (159TH OVERALL) IN 2016**Born **AUG. 27, 1998** in Saskatoon, SK**6 ft 1 in** **176 lbs****CAREER STATS**

SEASON	TEAM	LEAGUE	REGULAR SEASON					PLAYOFFS				
			GP	G	A	P	PIM	GP	G	A	P	PIM
2014-15	Whitecourt	AJHL	6	1	1	2	0	-	-	-	-	-
2015-16	Red Deer	WHL	72	13	34	47	46	17	1	9	10	18
	Whitecourt	AJHL	3	1	2	3	2	-	-	-	-	-
2016-17	Red Deer	WHL	65	31	40	71	85	7	7	1	8	10

CONNOR HURLEY CENTER **SELECTED IN THE SECOND ROUND (38TH OVERALL) IN 2013**Born **SEPT. 15, 1995** in Eagan, MN**6 ft 2 in** **178 lbs****CAREER STATS**

SEASON	TEAM	LEAGUE	REGULAR SEASON					PLAYOFFS				
			GP	G	A	P	PIM	GP	G	A	P	PIM
2011-12	Edina	Minn. HS	25	22	26	48	10	5	4	6	10	2
2012-13	Edina	Minn. HS	25	15	28	43	8	-	-	-	-	-
	Muskegon	USHL	11	1	7	8	4	3	0	1	1	4
2013-14	Muskegon	USHL	21	3	11	14	14	-	-	-	-	-
	Green Bay	USHL	35	10	26	36	18	4	2	2	4	2
2014-15	Notre Dame	H-East	41	4	10	14	6	-	-	-	-	-
2015-16	Notre Dame	H-East	36	6	12	18	10	-	-	-	-	-
2016-17	Notre Dame	H-East	21	4	12	16	22	-	-	-	-	-

OSKARI LAAKSONEN DEFENSE **SELECTED IN THE THIRD ROUND (89TH OVERALL) IN 2017**Born **JULY 2, 1999** in Tampere, FIN**6 ft 1 in** **165 lbs****CAREER STATS**

SEASON	TEAM	LEAGUE	REGULAR SEASON					PLAYOFFS				
			GP	G	A	P	PIM	GP	G	A	P	PIM
2016-17	Ilves U20	FIN-Jr.	27	6	3	9	14	6	1	1	2	4

UKKO-PEKKA LUUKKONEN GOALTENDER **SELECTED IN THE SECOND ROUND (54TH OVERALL) IN 2017**Born **MARCH 9, 1999** in Espoo, FIN**6 ft 4 in** **198 lbs****CAREER STATS**

SEASON	TEAM	LEAGUE	REGULAR SEASON					PLAYOFFS			
			GP	W	L	OT	GAA	GP	W	L	GAA
2015-16	HPK U20	FIN-Jr.	15	-	-	-	1.98	8	-	-	1.94
	Finland	WJ18	3	3	0	-	2.00	-	-	-	-
2016-17	HPK U20	FIN-Jr.	35	-	-	-	1.78	9	-	-	2.01
	Finland	WJ18	6	5	1	-	2.89	-	-	-	-

CASEY MITTELSTADT CENTER **SELECTED IN THE FIRST ROUND (8TH OVERALL) IN 2017**Born **NOV. 22, 1998** in Edina, MN **6 ft 1 in** **201 lbs****CAREER STATS**

SEASON	TEAM	LEAGUE	REGULAR SEASON					PLAYOFFS				
			GP	G	A	P	PIM	GP	G	A	P	PIM
2014-15	Eden Prairie	Minn. HS	25	22	25	47	4	2	2	1	3	0
2015-16	Eden Prairie	Minn. HS	25	22	37	59	16	3	6	3	9	0
	United States	WJ18	7	4	5	9	2	-	-	-	-	-
	USNTDP	USHL	2	2	0	2	2	-	-	-	-	-
2016-17	Eden Prairie	Minn. HS	25	21	43	64	8	2	1	4	5	0
	Green Bay	USHL	24	13	17	30	2	-	-	-	-	-

BRETT MURRAY LEFT WING **SELECTED IN THE FOURTH ROUND (99TH OVERALL) IN 2016**Born **JULY 20, 1998** in Bolton, ON **6 ft 4 in** **216 lbs****CAREER STATS**

SEASON	TEAM	LEAGUE	REGULAR SEASON					PLAYOFFS				
			GP	G	A	P	PIM	GP	G	A	P	PIM
2015-16	Carleton Place	CCHL	48	14	32	46	16	16	5	8	13	4
2016-17	Youngstown	USHL	27	7	13	20	22	-	-	-	-	-

PHILIP NYBERG DEFENSE **SELECTED IN THE FIFTH ROUND (129TH OVERALL) IN 2016**Born **APRIL 27, 1997** in Karlskrona, SWE **6 ft 3 in** **189 lbs****CAREER STATS**

SEASON	TEAM	LEAGUE	REGULAR SEASON					PLAYOFFS				
			GP	G	A	P	PIM	GP	G	A	P	PIM
2014-15	Linköping HC J20	SWE-Jr.	3	0	0	0	2	2	0	0	0	0
2015-16	Linköping HC J20	SWE-Jr.	45	4	14	18	51	4	1	0	1	2
2016-17	Madison	USHL	25	2	7	9	16	-	-	-	-	-
	UConn	H-East	16	1	5	6	14	-	-	-	-	-

VICTOR OLOFSSON CENTER **SELECTED IN THE SEVENTH ROUND (181ST OVERALL) IN 2014**Born **JULY 18, 1995** in Ornskoldsvik, SWE **5 ft 11 in** **173 lbs****CAREER STATS**

SEASON	TEAM	LEAGUE	REGULAR SEASON					PLAYOFFS				
			GP	G	A	P	PIM	GP	G	A	P	PIM
2012-13	MODO Jr.	SWE-Jr.	7	2	3	5	0	6	0	1	1	0
2013-14	MODO Jr.	SWE-Jr.	44	32	21	53	16	5	4	5	9	2
	MODO	SHL	11	0	0	0	0	-	-	-	-	-
2014-15	MODO	SHL	39	10	8	18	4	5	3	5	8	0
	Timra	SWE-1	8	2	0	2	0	-	-	-	-	-
	Sweden	WJC	7	0	1	1	0	-	-	-	-	-
2015-16	MODO	SHL	49	14	15	29	6	-	-	-	-	-
2016-17	Frölunda	SHL	51	9	18	27	2	14	4	8	12	0

AUSTIN OSMANSKI DEFENSE **SELECTED IN THE SEVENTH ROUND (189TH OVERALL) IN 2016**Born **APRIL 30, 1998** in East Aurora, NY **6 ft 4 in** **207 lbs****CAREER STATS**

SEASON	TEAM	LEAGUE	REGULAR SEASON					PLAYOFFS				
			GP	G	A	P	PIM	GP	G	A	P	PIM
2014-15	Buffalo Jr. Sabres	T1 EHL-U18	32	4	13	17	38	4	0	1	1	4
2015-16	Mississauga	OHL	65	2	8	10	53	7	0	1	1	8
2016-17	Mississauga	OHL	55	2	6	8	74	20	0	0	0	20

JUDD PETERSON RIGHT WING **SELECTED IN THE SEVENTH ROUND (204TH OVERALL) IN 2012**Born **SEPT. 27, 1993** in Duluth, MN **6 ft 0 in 189 lbs**

CAREER STATS			REGULAR SEASON					PLAYOFFS				
SEASON	TEAM	LEAGUE	GP	G	A	P	PIM	GP	G	A	P	PIM
2009-10	Duluth Marshall	Minn. HS	25	16	14	30	24	-	-	-	-	-
2010-11	Duluth Marshall	Minn. HS	27	25	21	46	40	-	-	-	-	-
	Team North	UMHSEL	24	8	3	11	22	-	-	-	-	-
2011-12	Duluth Marshall	Minn. HS	30	47	36	83	32	-	-	-	-	-
	Team North	UMHSEL	16	4	2	6	22	-	-	-	-	-
2012-13	Cedar Rapids	USHL	46	11	15	26	38	-	-	-	-	-
2013-14	Cedar Rapids	USHL	47	16	15	31	43	-	-	-	-	-
2014-15	St. Cloud State	NCHC	37	4	3	7	20	-	-	-	-	-
2015-16	St. Cloud State	NCHC	38	16	7	23	14	-	-	-	-	-
2016-17	St. Cloud State	NCHC	36	11	6	17	8	-	-	-	-	-

CLIFF PU CENTER **SELECTED IN THE THIRD ROUND (69TH OVERALL) IN 2016**Born **JUNE 3, 1998** in North York, ON **6 ft 2 in 191 lbs**

CAREER STATS			REGULAR SEASON					PLAYOFFS				
SEASON	TEAM	LEAGUE	GP	G	A	P	PIM	GP	G	A	P	PIM
2014-15	London	OHL	24	2	4	6	2	5	0	0	0	0
	Oshawa	OHL	17	2	1	3	2	-	-	-	-	-
2015-16	London	OHL	63	12	19	31	24	18	8	5	13	6
2016-17	London	OHL	63	35	51	86	36	14	2	5	7	8

LINUS WEISSBACH LEFT WING **SELECTED IN THE SEVENTH ROUND (192ND OVERALL) IN 2017**Born **APRIL 19, 1998** in Gothenburg, SWE **5 ft 8 in 161 lbs**

CAREER STATS			REGULAR SEASON					PLAYOFFS				
SEASON	TEAM	LEAGUE	GP	G	A	P	PIM	GP	G	A	P	PIM
2014-15	Frölunda HC J20	SWE-Jr	16	2	4	6	6	-	-	-	-	-
2015-16	Frölunda HC J20	SWE-Jr	44	17	31	48	34	3	1	1	2	0
	Frölunda HC	SHL	1	0	0	0	0	-	-	-	-	-
2016-17	Tri-City	USHL	49	19	28	47	4	-	-	-	-	-

MAXWELL WILLMAN CENTER **SELECTED IN THE FIFTH ROUND (121ST OVERALL) IN 2014**Born **FEB. 13, 1995** in Barnstable, MA **6 ft 0 in 184 lbs**

CAREER STATS			REGULAR SEASON					PLAYOFFS				
SEASON	TEAM	LEAGUE	GP	G	A	P	PIM	GP	G	A	P	PIM
2013-14	Williston-Northampton	Mass. HS	25	21	23	44	-	-	-	-	-	-
2014-15	Brown University	ECAC	30	1	2	3	12	-	-	-	-	-
2015-16	Brown University	ECAC	29	3	8	11	10	-	-	-	-	-
2016-17	Brown University	ECAC	31	11	15	26	10	-	-	-	-	-



2017-18 BUFFALO SABRES MEDIA GUIDE

SEASON IN REVIEW



EASTERN CONFERENCE STANDINGS



ATLANTIC

RANK	TEAM	GP	W	L	OT	P	ROW	GF	GA	DIFF	HOME	AWAY
1	MONTREAL	82	47	26	9	103	44	226	200	+26	24-12-5	23-14-4
2	OTTAWA	82	44	28	10	98	38	212	214	-2	22-11-8	22-17-2
3	BOSTON	82	44	31	7	95	42	234	212	+22	23-17-1	21-14-6
4	TORONTO	82	40	27	15	95	39	251	242	+9	21-13-7	19-14-8
5	TAMPA BAY	82	42	30	10	94	38	234	227	+7	23-14-4	19-16-6
6	FLORIDA	82	35	36	11	81	30	210	237	-27	19-19-3	16-17-8
7	DETROIT	82	33	36	13	79	24	207	244	-37	17-17-7	16-19-6
8	BUFFALO	82	33	37	12	78	31	201	237	-36	20-15-6	13-22-6

METROPOLITAN

RANK	TEAM	GP	W	L	OT	P	ROW	GF	GA	DIFF	HOME	AWAY
1	WASHINGTON	82	55	19	8	118	53	263	182	+81	32-7-2	23-12-6
2	PITTSBURGH	82	50	21	11	111	46	282	234	+48	31-6-4	19-15-7
3	COLUMBUS	82	50	24	8	108	48	249	195	+54	28-12-1	22-12-7
4	NY RANGERS	82	48	28	6	102	45	256	220	+36	21-16-4	27-12-2
5	NY ISLANDERS	82	41	29	12	94	39	241	242	-1	22-12-7	19-17-5
6	PHILADELPHIA	82	39	33	10	88	32	219	236	-17	25-11-5	14-22-5
7	CAROLINA	82	36	31	15	87	33	215	236	-21	23-12-6	13-19-9
8	NEW JERSEY	82	28	40	14	70	25	183	244	-61	16-17-8	12-23-6

WESTERN CONFERENCE STANDINGS



CENTRAL

RANK	TEAM	GP	W	L	OT	P	ROW	GF	GA	DIFF	HOME	AWAY
1	CHICAGO	82	50	23	9	109	46	244	213	+31	26-10-5	24-13-4
2	MINNESOTA	82	49	25	8	106	46	266	208	+58	27-12-2	22-13-6
3	ST. LOUIS	82	46	29	7	99	44	235	218	+17	24-12-5	22-17-2
4	NASHVILLE	82	41	29	12	94	39	240	224	+16	24-9-8	17-20-4
5	WINNIPEG	82	40	35	7	87	37	249	256	-7	22-18-1	18-17-6
6	DALLAS	82	34	37	11	79	33	223	262	-39	22-13-6	12-24-5
7	COLORADO	82	22	56	4	48	21	166	278	-112	13-26-2	9-30-2

PACIFIC

RANK	TEAM	GP	W	L	OT	P	ROW	GF	GA	DIFF	HOME	AWAY
1	ANAHEIM	82	46	23	13	105	43	223	200	+23	29-8-4	17-15-9
2	EDMONTON	82	47	26	9	103	43	247	212	+35	25-12-4	22-14-5
3	SAN JOSE	82	46	29	7	99	44	221	201	+20	26-11-4	20-18-3
4	CALGARY	82	45	33	4	94	41	226	221	+5	24-17-0	21-16-4
5	LOS ANGELES	82	39	35	8	86	37	201	205	-4	23-16-2	16-19-6
6	ARIZONA	82	30	42	10	70	24	197	260	-63	18-18-5	12-24-5
7	VANCOUVER	82	30	43	9	69	26	182	243	-61	18-17-6	12-26-3

CONFERENCE QUARTERFINALS

ATLANTIC DIVISION

FINAL SCORE

WC1 NY Rangers def. 1 Montreal	(4-2)
2 Ottawa def. 3 Boston	(4-2)

METROPOLITAN DIVISION

FINAL SCORE

1 Washington def. WC2 Toronto	(4-2)
2 Pittsburgh def. 3 Columbus	(4-1)

CENTRAL DIVISION

FINAL SCORE

WC2 Nashville def. 1 Chicago	(4-0)
3 St. Louis def. 2 Minnesota	(4-1)

PACIFIC DIVISION

FINAL SCORE

1 Anaheim def. WC1 Calgary	(4-0)
2 Edmonton def. 3 San Jose	(4-2)

CONFERENCE SEMIFINALS

TEAMS

FINAL SCORE

2 Ottawa def. WC1 NY Rangers	(4-2)
2 Pittsburgh def. 1 Washington	(4-3)
WC2 Nashville def. 3 St. Louis	(4-2)
1 Anaheim def. 2 Edmonton	(4-3)

CONFERENCE FINALS

TEAMS

FINAL SCORE

2 Pittsburgh def. 2 Ottawa	(4-3)
WC2 Nashville def. 1 Anaheim	(4-2)

STANLEY CUP FINAL

TEAMS

FINAL SCORE

2 Pittsburgh def. WC2 Nashville	(4-2)
---------------------------------------	-------

STANLEY CUP PLAYOFF FORMAT

The NHL underwent a divisional realignment prior to the 2013-14 season that affected the league's playoff format. The format is as follows:

Playoff qualification will be primarily Division-based, with the top three finishers in each Division qualifying for the first 12 spots in the Stanley Cup Playoffs (and the first three "seeds" in each Division).

The two additional playoff spots in each Conference, designated as "Wild Cards," will be awarded to the next two highest-placed finishers in each Conference, ranked on the basis of regular-season points and regardless of Division.

"Seeding" of the Wild Card teams within each Divisional Playoff will be determined on the basis of regular-season points. The first-place finisher with the most regular-season points in the Conference will be matched against the Wild Card team with the fewest regular-season points, and the first-place finisher with the second-most regular-season points in the Conference matched against the Wild Card team with the second-fewest regular-season points.

The Playoffs will proceed as follows:

- #1 vs. WC / #2 vs. #3 – Winners play each other for berth in Conference Championship
- Conference Finals – Two advancing teams in the West and two advancing teams in the East meet in Conference Championship
- Eastern and Western Conference Champions meet in Stanley Cup Final

TEAM GAME-BY-GAME

#	DATE	TEAM	W-L-OT	RECORD	GF-GA	SCORERS	W GOAL	PP	PK	SF-SA	W-L GLTDR.	ATTEND.
1	10/13/2016	MTL	L	00-01-00	1-4	26P	17	1-5	2-2	31-24	35 / 40	19070+
2	10/16/2016	@ EDM	W	01-01-00	6-2	21,90P,90,12,12,26P	90	2-6	1-1	24-33	40 / 33	18347
3	10/18/2016	@ CGY	O*	01-01-01	3-4	28,90P,82	23	1-5	6-6	21-34	31 / 40	19289+
4	10/20/2016	@ VAN	L	01-02-01	1-2	73	22	0-5	4-5	27-20	25 / 40	17809
5	10/25/2016	@ PHI	O**	01-02-02	3-4	63,26P,26P	28	2-4	1-4	25-41	35 / 31	19209
6	10/27/2016	MIN	L	01-03-02	0-4		14	0-2	2-2	38-22	40 / 31	18122
7	10/29/2016	FLA	W	02-03-02	3-0	22,21P,23P	22	2-4	4-4	25-33	31 / 1	18261
8	10/30/2016	@ WPG	W	03-03-02	3-1	21,12,21	12	0-1	6-6	28-38	40 / 34	15294+
9	11/1/2016	@ MIN	W	04-03-02	2-1	90,22	22	0-1	0-1	24-28	40 / 40	18864+
10	11/3/2016	TOR	L	04-04-02	1-2	82	16	0-2	0-0	43-29	31 / 40	18183
11	11/5/2016	@ OTT	W	05-04-02	2-1	21,23	23	0-1	3-4	32-33	40 / 41	16225
12	11/7/2016	@ BOS	L	05-05-02	0-4		63	0-3	5-8	32-42	40 / 40	17565+
13	11/9/2016	OTT	O**	05-05-03	1-2	73	9	0-2	3-3	32-29	1 / 40	17884
14	11/11/2016	NJD	O*	05-05-04	1-2	26P	6	1-2	6-6	26-43	1 / 31	18301
15	11/12/2016	@ NJD	L	05-06-04	2-4	82,26	21	0-1	5-5	23-27	35 / 40	16514+
16	11/15/2016	@ STL	L	05-07-04	1-4	23P	17	1-4	0-1	24-31	34 / 40	16884
17	11/17/2016	TBL	L	05-08-04	1-4	6P	17	1-5	1-3	33-38	30 / 40	17870
18	11/19/2016	PIT	W**	06-08-04	2-1	48	19	0-4	1-2	33-47	31 / 29	18817
19	11/21/2016	CGY	W	07-08-04	4-2	21P,22P,26P,82	26	3-6	2-2	32-31	40 / 1	17526
20	11/23/2016	DET	O**	07-08-05	1-2	12	62	0-3	2-2	33-24	35 / 40	18360
21	11/25/2016	@ WSH	L	07-09-05	1-3	23	90	0-4	3-4	33-32	31 / 31	18506+
22	11/29/2016	@ OTT	W	08-09-05	5-4	21P,15P,90,23,90P	90	3-5	2-4	28-35	31 / 41	14259
23	12/1/2016	NYR	W	09-09-05	4-3	22,12,15P,15	15	1-2	0-2	34-25	31 / 30	18047
24	12/3/2016	BOS	L	09-10-05	1-2	9	37	0-3	2-2	36-33	40 / 40	19070+
25	12/5/2016	@ WSH	O*	09-10-06	2-3	28,21	90	0-3	2-3	33-33	70 / 40	18506+
26	12/6/2016	EDM	W*	10-10-06	4-3	9P,12,9,55P	55	2-4	2-4	26-37	31 / 33	18149
27	12/9/2016	WSH	L	10-11-06	1-4	21P	13	1-5	1-3	28-29	31 / 40	18234
28	12/13/2016	LAK	W	11-11-06	6-3	90,15,12,15,9,23	15	0-1	0-0	26-33	40 / 37	18375
29	12/16/2016	NYI	W*	12-11-06	3-2	22,26P,55	55	1-3	0-1	37-35	40 / 30	18903
30	12/17/2016	@ CAR	O**	12-11-07	1-2	9	21	0-0	1-1	24-22	30 / 31	11682
31	12/20/2016	@ FLA	O**	12-11-08	3-4	23P,9,55	21	1-3	3-4	36-39	1 / 40	14265
32	12/22/2016	CAR	L	12-12-08	1-3	22	27	0-2	4-4	23-34	30 / 40	18863
33	12/23/2016	@ NYI	L	12-13-08	1-5	28	18	0-2	1-2	29-32	1 / 31	13852
34	12/27/2016	@ DET	W	13-13-08	4-3	9,23P,15,9	9	1-3	1-2	22-43	40 / 34	20027
35	12/29/2016	BOS	L	13-14-08	2-4	82,21P	51	1-6	4-5	33-38	40 / 40	19070+
36	12/31/2016	@ BOS	L	13-15-08	1-3	21	37	0-4	2-3	27-28	40 / 40	17565+
37	1/3/2017	@ NYR	W	14-15-08	4-1	28,9,56,15P	9	1-5	1-1	19-25	31 / 30	18006+
38	1/5/2017	@ CHI	O*	14-15-09	3-4	82,21P,15P	88	2-3	2-2	20-43	50 / 31	21824+
39	1/7/2017	WPG	W	15-15-09	4-3	90,82,28,12	12	0-4	2-3	36-35	40 / 37	19070+
40	1/10/2017	PHI	W	16-15-09	4-1	23P,48,9,82	48	1-2	1-2	27-40	31 / 35	18920
41	1/12/2017	@ TBL	L	16-16-09	2-4	26,9	86	0-4	3-5	26-29	30 / 31	19092+
42	1/13/2017	@ CAR	L	16-17-09	2-5	48,12S	23	0-2	4-4	38-38	30 / 31	11992
43	1/16/2017	DAL	W	17-17-09	4-1	63,29P,15P,15	29	2-3	1-1	29-32	40 / 32	19070+
44	1/17/2017	@ TOR	L	17-18-09	3-4	21,9,48	25	0-1	0-1	27-32	31 / 31	19122+
45	1/20/2017	DET	W*	18-18-09	3-2	23P,90,21P	21	2-4	3-4	37-34	31 / 34	18942
46	1/21/2017	@ MTL	W*	19-18-09	3-2	12,6,47	47	0-3	1-1	38-38	40 / 31	21288+
47	1/24/2017	@ NSH	W*	20-18-09	5-4	28,15,12,21,15	15	0-2	2-3	37-39	40 / 74	17113+

TEAM GAME-BY-GAME

#	DATE	TEAM	W-L-OT	RECORD	GF-GA	SCORERS	W GOAL	PP	PK	SF-SA	W-L GLTDR.	ATTEND.
48	1/26/2017	@ DAL	L	20-19-09	3-4	9,26P,9	91	1-2	4-5	27-37	32 / 31	17856
49	1/31/2017	@ MTL	L	20-20-09	2-5	77,12P	51	1-3	1-1	39-35	31 / 40	21288+
50	2/2/2017	NYR	O*	20-20-10	1-2	6	20	0-3	2-3	37-44	30 / 40	18941
51	2/4/2017	OTT	W	21-20-10	4-0	21,90,23,82	21	0-0	2-2	26-37	40 / 1	19070+
52	2/6/2017	@ NJD	L	21-21-10	1-2	63	37	0-1	2-4	23-39	35 / 40	12105
53	2/7/2017	SJS	W*	22-21-10	5-4	26P,90P,9,21,9	9	2-3	2-3	36-40	31 / 31	18462
54	2/9/2017	ANA	L	22-22-10	2-5	15P,55	50	1-2	3-4	26-44	36 / 40	18027
55	2/11/2017	@ TOR	W	23-22-10	3-1	9,23P,9	23	1-1	2-3	23-44	40 / 31	19427+
56	2/12/2017	VAN	L	23-23-10	2-4	63,21	14	0-3	5-6	28-31	25 / 40	18876
57	2/14/2017	@ OTT	W	24-23-10	3-2	90,26,56	56	0-2	2-2	25-41	40 / 41	16832
58	2/16/2017	COL	W	25-23-10	2-0	23P,9	23	1-3	0-0	32-23	40 / 31	18335
59	2/18/2017	STL	W	26-23-10	3-2	73,9,90P	90	1-6	3-3	28-39	40 / 34	19070+
60	2/19/2017	CHI	L	26-24-10	1-5	9	81	0-4	3-3	26-37	33 / 40	19070+
61	2/25/2017	@ COL	L	26-25-10	3-5	23P,82,71	14	1-4	2-2	37-30	40 / 40	15362
62	2/26/2017	@ ARI	L	26-26-10	2-3	15,71	17	0-1	3-3	33-29	35 / 31	13432
63	2/28/2017	NSH	O*	26-26-11	4-5	12,21,9,29	9	0-2	3-4	32-41	35 / 40	18634
64	3/2/2017	ARI	W	27-26-11	6-3	82S,90P,15P,9,82,23	9	2-4	2-2	41-22	40 / 41	18116
65	3/4/2017	TBL	O**	27-26-12	1-2	90P	21	1-3	2-2	32-32	88 / 40	18935
66	3/5/2017	@ PIT	L	27-27-12	3-4	90,12P,15	43	1-5	3-4	49-45	29 / 31	18653+
67	3/7/2017	PHI	L	27-28-12	3-6	9P,15P,15	28	2-4	3-3	34-30	35 / 40	18233
68	3/10/2017	@ CBJ	L	27-29-12	3-4	71,4,55	38	0-1	1-3	32-39	72 / 40	17530
69	3/11/2017	CBJ	W	28-29-12	5-3	29,26P,23,9P,15	9	2-5	3-3	31-36	40 / 70	18744
70	3/14/2017	@ SJS	L	28-30-12	1-4	15	38	0-1	2-3	23-41	31 / 40	17386
71	3/16/2017	@ LAK	L	28-31-12	0-2		88	0-2	2-2	26-36	32 / 40	18230+
72	3/17/2017	@ ANA	W**	29-31-12	2-1	90	28	0-1	0-0	31-40	31 / 1	14556
73	3/20/2017	@ DET	W	30-31-12	2-1	15P,26P	26	2-2	4-4	30-35	40 / 34	20027
74	3/21/2017	PIT	L	30-32-12	1-3	23	13	0-1	3-4	30-34	30 / 40	18313
75	3/25/2017	TOR	W	31-32-12	5-2	90,9,15P,77P,15	15	2-2	3-3	38-34	40 / 35	19070+
76	3/27/2017	FLA	W	32-32-12	4-2	90P,47,12P,82	12	2-3	2-3	32-32	40 / 34	18564
77	3/28/2017	@ CBJ	L	32-33-12	1-3	71P	13	1-2	3-3	42-29	72 / 31	14533
78	4/2/2017	NYI	L	32-34-12	2-4	9,28	27	0-4	1-1	37-26	41 / 40	19070+
79	4/3/2017	TOR	L	32-35-12	2-4	90S,15	25	0-1	2-3	22-45	31 / 40	18829
80	4/5/2017	MTL	W	33-35-12	2-1	55,63	63	0-0	1-1	30-32	40 / 31	18815
81	4/8/2017	@ FLA	L	33-36-12	0-3		27	0-2	3-4	30-37	34 / 40	17235+
82	4/9/2017	@ TBL	L	33-37-12	2-4	48,9	21	0-1	3-3	28-37	88 / 35	19092+

INDIVIDUAL GOAL SCORING BREAKDOWN

PLAYER	Even Strength			Power Play			Shorthanded			Home					Away				
	G	A	P	G	A	P	G	A	P	GP	G	A	P	+/-	GP	G	A	P	+/-
Brady Austin	0	0	0	0	0	0	0	0	0	3	0	0	0	0	2	0	0	0	0
Justin Bailey	2	2	4	0	0	0	0	0	0	16	0	1	1	2	16	2	1	3	-2
Nicholas Baptiste	3	1	4	0	0	0	0	0	0	6	2	1	3	0	8	1	0	1	1
Zach Bogosian	2	8	10	0	1	1	0	0	0	24	1	5	6	0	32	1	4	5	-17
Erik Burgdoerfer	0	0	0	0	0	0	0	0	0	1	0	0	0	0	1	0	0	0	-1
William Carrier	5	3	8	0	0	0	0	0	0	21	2	1	3	-3	20	3	2	5	2
Nicolas Deslauriers	0	2	2	0	0	0	0	0	0	20	0	1	1	-4	22	0	1	1	-2
Jack Eichel	14	19	33	10	14	24	0	0	0	31	14	22	36	-4	30	10	11	21	-9
Tyler Ennis	5	5	10	0	3	3	0	0	0	25	3	5	8	-5	26	2	3	5	-5
Justin Falk	0	8	8	0	0	0	0	0	0	28	0	4	4	0	24	0	4	4	-3
Hudson Fasching	0	1	1	0	0	0	0	0	0	4	0	1	1	-1	6	0	0	0	0
Taylor Fedun	0	4	4	0	3	3	0	0	0	13	0	5	5	-1	14	0	2	2	4
Marcus Foligno	12	10	22	0	0	0	1	0	1	41	9	5	14	10	39	4	5	9	-11
Cody Franson	2	15	17	1	1	2	0	0	0	34	2	6	8	-3	34	1	10	11	-2
Brian Gionta	11	15	26	3	4	7	1	1	2	41	7	8	15	-7	41	8	12	20	-4
Zemgus Girgensons	7	9	16	0	0	0	0	0	0	36	2	2	4	-6	39	5	7	12	-1
Josh Gorges	1	5	6	0	0	0	0	0	0	34	0	2	2	0	32	1	3	4	-3
Derek Grant	0	3	3	0	0	0	0	0	0	19	0	1	1	-2	21	0	2	2	-1
Brendan Guhle	0	0	0	0	0	0	0	0	0	2	0	0	0	1	1	0	0	0	0
Evander Kane	25	10	35	3	5	8	0	0	0	38	16	8	24	-9	32	12	7	19	-8
Dmitry Kulikov	1	1	2	1	2	3	0	0	0	24	1	2	3	-18	23	1	1	2	-8
Johan Larsson	5	5	10	1	0	1	0	0	0	18	5	2	7	-2	18	1	3	4	-5
Sean Malone	0	0	0	1	0	0	0	0	0	0	0	0	0	0	1	0	0	0	0
Jake McCabe	2	14	16	1	3	4	0	0	0	39	3	6	9	-6	37	0	11	11	-1
Matt Moulson	3	11	14	11	7	18	0	0	0	40	6	11	17	-3	41	8	7	15	-1
Casey Nelson	0	0	0	0	0	0	0	0	0	5	0	0	0	-1	6	0	0	0	-2
Alexander Nylander	0	1	1	0	0	0	0	0	0	2	0	0	0	0	2	0	1	1	-2
Cal O'Reilly	0	1	1	0	0	0	0	0	0	5	0	0	0	-1	6	0	1	1	-5
Ryan O'Reilly	11	18	29	8	16	24	1	1	2	36	11	20	31	0	36	9	15	24	-1
Kyle Okposo	12	10	22	7	16	23	0	0	0	33	9	15	24	-7	32	10	11	21	0
Sam Reinhart	8	22	30	9	8	17	0	0	0	39	9	19	28	-2	40	8	11	19	-9
Rasmus Ristolainen	5	14	19	1	24	25	0	1	1	39	4	23	27	-3	40	2	16	18	-6
Evan Rodrigues	3	2	5	1	0	1	0	0	0	16	0	2	2	-4	14	4	0	4	-3
Cole Schneider	0	1	1	0	0	0	0	0	0	3	0	1	1	2	1	0	0	0	0
C.J. Smith	0	1	1	0	0	0	0	0	0	2	0	1	1	-1	0	0	0	0	0

INDIVIDUAL SCORING BREAKDOWN

PLAYER	1ST	2ND	3RD	OT	EV	PP	SH	GW	LL	1H	2H	HOME	ROAD	TOTAL
Austin	0	0	0	0	0	0	0	0	0	0	0	0	0	0
Bailey	0	1	1	0	2	0	0	1	1	1	1	0	2	2
Baptiste	2	0	1	0	3	0	0	0	0	2	1	2	1	3
Bogosian	1	0	0	1	2	0	0	1	1	0	2	1	1	2
Burgdoerfer	0	0	0	0	0	0	0	0	0	0	0	0	0	0
Carrier	3	1	1	0	5	0	0	1	0	2	3	2	3	5
Deslauriers	0	0	0	0	0	0	0	0	0	0	0	0	0	0
Eichel	5	10	8	1	14	10	0	4	4	8	16	14	10	24
Ennis	2	2	1	0	5	0	0	1	1	1	4	3	2	5
Falk	0	0	0	0	0	0	0	0	0	0	0	0	0	0
Fasching	0	0	0	0	0	0	0	0	0	0	0	0	0	0
Fedun	0	0	0	0	0	0	0	0	0	0	0	0	0	0
Foligno	3	4	6	0	12	0	1	0	0	8	5	9	4	13
Franson	0	1	2	0	2	1	0	0	0	1	2	2	1	3
Gionta	4	6	5	0	11	3	1	3	2	8	7	7	8	15
Girgensons	3	1	3	0	7	0	0	0	1	5	2	2	5	7
Gorges	0	1	0	0	1	0	0	0	0	0	1	0	1	1
Grant	0	0	0	0	0	0	0	0	0	0	0	0	0	0
Guhle	0	0	0	0	0	0	0	0	0	0	0	0	0	0
Kane	10	6	11	1	25	3	0	5	6	11	17	16	12	28
Kulikov	0	1	1	0	1	1	0	0	0	0	2	1	1	2
Larsson	2	2	2	0	5	1	0	2	3	6	0	5	1	6
Malone	0	0	0	0	0	0	0	0	0	0	0	0	0	0
McCabe	1	1	1	0	2	1	0	1	0	0	3	3	0	3
Moulson	4	5	5	0	3	11	0	2	0	9	5	6	8	14
Nelson	0	0	0	0	0	0	0	0	0	0	0	0	0	0
Nylander	0	0	0	0	0	0	0	0	0	0	0	0	0	0
Okposo	8	6	4	1	12	7	0	2	4	12	7	9	10	19
O'Reilly, C.	0	0	0	0	0	0	0	0	0	0	0	0	0	0
O'Reilly, R.	9	8	3	0	11	8	1	3	2	8	12	11	9	20
Reinhart	4	6	7	0	8	9	0	3	3	9	8	9	8	17
Ristolainen	1	0	3	2	5	1	0	2	3	3	3	4	2	6
Rodrigues	1	3	0	0	3	1	0	0	0	0	4	0	4	4
Schneider	0	0	0	0	0	0	0	0	0	0	0	0	0	0
Smith	0	0	0	0	0	0	0	0	0	0	0	0	0	0
TOTAL	63	65	65	6	139	57	3	31	31	94	105	106	93	199

RECORD WHEN A PLAYER RECORDS A GOAL/ASSIST/POINT/MULTI-POINT GAME

PLAYER	IN LINEUP	GOAL	ASSIST	POINT	MULTI-POINT	Multi-Point Games			
						2 PTS	3 PTS	4 PTS	5 PTS
Austin	3-2-0	0-0-0	0-0-0	0-0-0	0-0-0	-	-	-	-
Bailey	14-15-3	2-0-0	0-2-0	2-2-0	0-0-0	-	-	-	-
Baptiste	4-7-3	1-1-1	1-0-0	1-1-1	1-0-0	1	-	-	-
Bogosian	22-26-8	2-0-0	6-2-1	8-2-1	0-0-0	-	-	-	-
Burgdoerfer	1-0-1	0-0-0	0-0-0	0-0-0	0-0-0	-	-	-	-
Carrier	16-18-7	2-3-0	1-1-1	3-4-1	0-0-0	-	-	-	-
Deslauriers	15-21-6	0-0-0	1-1-0	1-1-0	0-0-0	-	-	-	-
Eichel	26-28-7	11-6-1	17-7-2	22-11-3	14-2-0	11	5	-	-
Ennis	22-24-5	2-2-1	4-1-2	6-3-3	1-0-0	1	-	-	-
Falk	23-25-4	0-0-0	6-2-0	6-2-0	0-0-0	-	-	-	-
Fasching	5-4-1	0-0-0	0-1-0	0-1-0	0-0-0	-	-	-	-
Fedun	14-10-3	0-0-0	4-2-0	4-2-0	1-0-0	1	-	-	-
Foligno	33-35-12	6-4-2	5-4-1	11-8-3	1-0-0	1	-	-	-
Franson	26-30-12	1-1-1	8-4-3	9-5-4	1-0-0	1	-	-	-
Gionta	33-37-12	9-3-2	8-6-3	16-8-4	4-2-1	7	-	-	-
Girgensons	29-34-12	3-2-2	5-3-1	6-5-3	2-0-0	2	-	-	-
Gorges	25-31-10	0-1-0	3-2-0	3-3-0	0-0-0	-	-	-	-
Grant	16-16-8	0-0-0	0-1-2	0-1-2	0-0-0	-	-	-	-
Guhle	1-1-1	0-0-0	0-0-0	0-0-0	0-0-0	-	-	-	-
Kane	27-33-10	12-8-3	9-5-0	19-11-3	7-2-0	8	1	-	-
Kulikov	19-20-8	1-1-0	3-0-0	3-1-0	1-0-0	1	-	-	-
Larsson	13-15-8	5-1-0	3-1-1	8-2-1	0-0-0	-	-	-	-
Malone	0-1-0	0-0-0	0-0-0	0-0-0	0-0-0	-	-	-	-
McCabe	30-35-11	2-0-1	11-4-2	13-4-2	0-0-1	1	-	-	-
Moulson	33-36-12	7-4-2	7-7-1	14-11-3	2-1-1	4	-	-	-
Nelson	3-6-2	0-0-0	0-0-0	0-0-0	0-0-0	-	-	-	-
Nylander	1-3-0	0-0-0	0-1-0	0-1-0	0-0-0	-	-	-	-
Okposo	29-25-11	10-5-3	13-4-5	20-9-6	7-0-2	8	1	-	-
O'Reilly, C.	6-4-1	0-0-0	0-1-0	0-1-0	0-0-0	-	-	-	-
O'Reilly, R.	29-32-11	14-2-2	15-7-7	22-9-9	10-0-1	8	2	1	-
Reinhart	32-35-12	12-4-1	16-10-1	23-14-1	7-0-1	7	1	-	-
Ristolainen	31-36-12	3-2-1	20-7-6	21-9-6	6-0-1	5	2	-	-
Rodrigues	11-17-2	0-4-0	1-1-0	1-5-0	0-0-0	-	-	-	-
Schneider	2-1-1	0-0-0	0-0-1	0-0-1	0-0-0	-	-	-	-
Smith	0-2-0	0-0-0	0-1-0	0-1-0	0-0-0	-	-	-	-

INDIVIDUAL LEADERS

CATEGORY	PLAYERS
Points:	J. EICHEL (57), R. O'REILLY (55), S. REINHART (47)
Goals:	E. KANE (28), J. EICHEL (24), R. O'REILLY (20)
Assists:	R. RISTOLAINEN (39), R. O'REILLY (35), J. EICHEL (33)
PP Goals:	M. MOULSON (11), J. EICHEL (10), S. REINHART (9)
SH Goals:	B. GIONTA (1), R. O'REILLY (1), M. FOLIGNO (1)
GW Goals:	E. KANE (5), J. EICHEL (4), THREE TIED (3)
3+ Goals:	N/A
PIM:	E. KANE (113), M. FOLIGNO (73), R. RISTOLAINEN (58)
Shots:	E. KANE (260), J. EICHEL (249), R. O'REILLY (189)
+/-:	T. FEDUN (+3), C. SCHNEIDER (+2), TWO TIED (+1)

TEAM RECORDS

OVERALL RECORD:	33-37-12	OT RECORD - THIS SEASON:	8-12
HOME RECORD:	20-15-6	OT RECORD - FRANCHISE:	177-175-215
ROAD RECORD:	13-22-6	SHOOTOUT RECORD - THIS SEASON:	2-6
1-GOAL GAMES:	18-9-12	SHOOTOUT RECORD-FRANCHISE:	69-64
2-GOAL GAMES:	6-14	OUTSHOOTING OPPONENT:	8-13-3
3-GOAL GAMES:	9-14	OUTSHOT BY OPPONENT:	23-23-7
SCORING FIRST:	21-12-8	EVEN SHOTS:	2-1-2
OPPONENT SCORING FIRST:	12-25-4	VS. ATLANTIC:	13-13-4
LEADING AFTER 1 PERIOD:	15-8-5	VS. METROPOLITAN:	6-13-5
TRAILING AFTER 1 PERIOD:	8-18-2	VS. EASTERN CONFERENCE:	19-26-9
TIED AFTER 1 PERIOD:	10-11-5	VS. CENTRAL:	7-5-2
LEADING AFTER 2 PERIODS:	20-2-5	VS. PACIFIC:	7-6-1
TRAILING AFTER 2 PERIODS:	7-31-3	VS. WESTERN CONFERENCE:	14-11-3
TIED AFTER 2 PERIODS:	6-4-4		

RECORD WHEN SCORING POWER-PLAY GOALS

0 PPG	1 PPG	2 PPG	3+ PPG
12-25-6 (.349)	8-11-4 (.435)	11-1-2 (.857)	2-0-0 (1.000)

RECORD WHEN ALLOWING POWER-PLAY GOALS

0 PPG	1 PPG	2 PPG	3+ PPG
18-16-7 (.524)	12-15-4 (.452)	3-5-0 (.375)	0-1-1 (.250)

RECORD BY DAY OF THE WEEK

SUNDAY	MONDAY	TUESDAY	WEDNESDAY	THURSDAY	FRIDAY	SATURDAY
2-6-0 (.250)	4-3-1 (.563)	10-7-4 (.571)	1-0-2 (.667)	3-11-2 (.250)	3-5-1 (.389)	10-5-2 (.647)

RECORD BY MONTH

OCTOBER	NOVEMBER	DECEMBER	JANUARY	FEBRUARY	MARCH	APRIL
3-3-2 (.500)	5-6-3 (.464)	5-6-3 (.464)	7-5-1 (.577)	6-6-2 (.500)	6-7-1 (.464)	1-4-0 (.200)

GOALS BY PERIOD

	1	2	3	OT	T	AVG
BUFFALO SABRES:	63	65	65	6	199	(2.4 avg.)
OPPONENTS:	59	86	80	6	231	(2.8 avg.)

SHOTS BY PERIOD

	1	2	3	OT	T	AVG
BUFFALO SABRES:	792	829	826	44	2,491	(30.4 avg.)
OPPONENTS:	909	964	893	47	2,813	(34.3 avg.)

POWER PLAY

	G	ATT	%
OVERALL:	57	233	24.5 (1st NHL)
Home:	35	127	27.6 (1st NHL)
Road:	22	106	20.8 (9th NHL)

4 Shorthanded Goals Allowed (7th NHL)

PENALTY KILLING

	GA	ATT	%
OVERALL:	53	237	77.6 (25th NHL)
Home:	22	110	80.0 (20th NHL)
Road:	31	127	75.6 (27th NHL)

3 Shorthanded Goals Scored (T26th NHL)

PENALTIES

	GP	MIN	PIM/GP (RANK)
OVERALL:	82	741	9.0 (T-11th NHL)

GOAL SITUATIONS

SITUATION	FOR	AGAINST
5-on-5:	126	156
5-on-4:	53	4
5-on-3:	2	0
4-on-4:	1	4
4-on-3:	2	0
3-on-3:	4	4
3-on-4:	0	0
3-on-5:	0	2
4-on-5:	4	48
Empty Net:	6	10
Penalty Shots:	0	1
TOTAL:	199	231

SHOOTOUT

SHOOTER	G/S	%	GDG
Zemgus Girgensons	1/1	100.0	1
Rasmus Ristolainen	1/1	100.0	0
Cal O'Reilly	1/2	50.0	1
Sam Reinhart	2/6	33.3	0
Ryan O'Reilly	1/3	33.3	0
Tyler Ennis	0/1	0.0	0
Evander Kane	0/1	0.0	0
Matt Moulson	0/1	0.0	0
Evan Rodrigues	0/1	0.0	0
Brian Gionta	0/2	0.0	0
Jack Eichel	0/3	0.0	0
Kyle Okposo	0/5	0.0	0
GOALTENDER	REC.	G/S	%
Anders Nilsson	2-2	6/18	.667
Robin Lehner	0-4	8/8	.000

POWER PLAY

PLAYER	G	A	P
Rasmus Ristolainen	1	24	25
Jack Eichel	10	14	24
Ryan O'Reilly	8	16	24
Kyle Okposo	7	16	23
Matt Moulson	11	7	18
Sam Reinhart	9	8	17
Evander Kane	3	5	8
Brian Gionta	3	4	7
Jake McCabe	1	3	4
Dmitry Kulikov	1	2	3
Tyler Ennis	0	3	3
Taylor Fedun	0	3	3
Cody Franson	1	1	2
Johan Larsson	1	0	1
Evan Rodrigues	1	0	1
Zach Bogosian	0	1	1

SHORTHANDED

PLAYER	G	A	P
Brian Gionta	1	1	2
Ryan O'Reilly	1	1	2
Marcus Foligno	1	0	1
Rasmus Ristolainen	0	1	1

PLAYER GAME-BY-GAME

DATE	OPPONENT	GORGES #4	FRANSON #6	KANE #9	SCHNEIDER #10	GIONTA #12	EICHEL #15	C. O'REILLY #19
Oct 13	vs. MTL	00,1/2 18:06	00,1/1 18:56	00,3/0 12:43	MIN	00,0/-1 15:52	INJ	MIN
Oct 16	@ EDM	0-0,0/0 15:44	0-1,2/-1 14:22	INJ	MIN	2-0,3/2 17:04	INJ	MIN
Oct 18	@ CGY	0-0,1/-2 17:44	0-0,2/2 15:50	INJ	MIN	0-1,2/0 17:01	INJ	MIN
Oct 20	@ VAN	0-0,1/1 17:29	0-0,0/0 15:40	INJ	MIN	0-0,3/0 17:18	INJ	MIN
Oct 25	@ PHI	0-0,0/0 21:33	0-1,2/1 15:01	INJ	MIN	0-0,2/0 19:13	INJ	MIN
Oct 27	vs. MIN	0-0,0/0 21:21	0-0,1/-2 11:08	INJ	MIN	0-0,1/0 16:53	INJ	MIN
Oct 29	vs. FLA	0-0,0/0 21:26	0-0,2/1 14:42	INJ	MIN	0-1,5/1 17:19	INJ	MIN
Oct 30	@ WPG	0-0,0/1 21:43	0-1,1/2 11:19	INJ	MIN	1-0[W],4/1 14:13	INJ	MIN
Nov 1	@ MIN	0-0,0/1 22:42	0-0,2/1 15:20	INJ	MIN	0-1,0/1 14:34	INJ	MIN
Nov 3	vs. TOR	0-0,1/-1 14:04	0-0,2/0 21:18	INJ	MIN	0-0,2/-1 18:28	INJ	MIN
Nov 5	@ OTT	0-0,0/1 19:43	0-0,0/1 19:34	INJ	MIN	0-0,3/0 17:59	INJ	MIN
Nov 7	@ BOS	0-0,0/0 16:42	0-0,6/-1 20:58	INJ	MIN	0-0,4/-1 15:43	INJ	MIN
Nov 9	vs. OTT	0-0,0/1 19:33	0-0,1/0 17:28	0-0,2/0 22:09	0-1,1/1 07:39	0-0,1/-1 19:19	INJ	MIN
Nov 11	vs. NJD	0-0,0/0 21:05	0-0,1/0 22:37	0-0,2/0 16:07	DND	0-0,4/-1 19:00	INJ	MIN
Nov 12	@ NJD	0-0,0/-2 21:38	0-1,1/0 21:45	0-0,1/3 13:35	0-0,3/0 07:58	0-1,1/0 17:10	INJ	MIN
Nov 15	@ STL	0-0,0/0 17:40	0-0,1/2 22:59	0-0,0/-2 18:36	MIN	0-0,2/0 16:55	INJ	MIN
Nov 17	vs. TBL	0-0,0/0 19:21	1-0,3/-1 21:55	0-1,3/-1 18:29	MIN	0-0,0/0 16:33	INJ	MIN
Nov 19	vs. PIT	0-0,0/0 21:54	0-0,1/0 23:31	0-0,2/0 21:30	0-0,0/1 04:27	0-0,3/0 20:14	INJ	0-0,1/0 12:38
Nov 21	vs. CGY	0-0,2/0 16:46	0-0,0/-1 20:06	0-1,4/-1 22:34	0-0,2/0 08:30	0-0,5/0 17:08	INJ	0-0,0/0 13:01
Nov 23	vs. DET	0-0,3/0 22:18	0-0,0/0 19:16	0-0,2/1 21:36	DND	1-0,2/0 20:05	INJ	0-0,0/0 08:54
Nov 25	@ WSH	0-0,0/-2 19:29	0-1,2/1 20:26	0-0,4/0 19:36	DND	0-0,0/0 18:29	INJ	0-0,0/-1 09:08
Nov 29	@ OTT	0-1,0/1 18:25	0-1,0/0 17:54	0-1,0/0 20:27	MIN	0-0,0/-2 15:36	1-1,5/1 17:08	MIN
Dec 1	vs. NYR	0-0,1/0 21:01	0-0,4/1 21:12	0-1,4/0 18:10	MIN	1-1,2/2 15:08	2-0[W],4/1 19:57	MIN
Dec 3	vs. BOS	DND	0-0,2/1 19:04	1-0,2/0 18:27	MIN	0-0,2/-1 14:07	0-0,2/0 19:14	MIN
Dec 5	@ WSH	DND	0-0,2/1 20:45	0-0,2/0 21:04	MIN	0-0,2/-1 16:49	0-0,1/0 18:31	MIN
Dec 6	vs. EDM	DND	0-0,1/0 19:42	2-0,4/1 15:51	MIN	1-0,1/1 19:46	0-1,4/1 19:16	MIN
Dec 9	vs. WSH	0-0,0/0 16:13	0-0,2/2 17:35	0-0,5/-1 17:50	MIN	0-0,2/0 16:59	0-0,2/2 19:14	MIN
Dec 13	vs. LAK	0-0,1/1 22:30	0-0,1/1 15:41	1-0,2/1 13:49	MIN	1-0,5/1 16:28	2-1[W],5/3 18:11	MIN
Dec 16	vs. NYI	0-0,0/-1 18:34	0-0,0/0 15:09	0-1,6/-1 13:53	MIN	0-1,1/1 14:47	0-0,6/-1 18:32	MIN
Dec 17	@ CAR	0-0,1/0 16:51	0-0,2/0 16:47	1-0,2/1 18:11	MIN	0-0,1/0 15:49	0-0,2/-1 21:16	MIN
Dec 20	@ FLA	0-0,0/0 13:52	0-1,1/1 10:09	1-0,6/0 22:02	MIN	0-1,3/0 17:54	0-0,6/-1 20:35	MIN
Dec 22	vs. CAR	0-0,0/0 16:26	DND	0-0,6/-2 19:41	MIN	0-0,1/-1 15:54	0-0,7/-2 20:01	MIN
Dec 23	@ NYI	0-0,1/0 18:43	DND	0-0,0/-1 19:04	MIN	0-0,4/-2 16:10	0-0,2/1 15:12	MIN
Dec 27	@ DET	0-0,0/1 14:38	DND	2-0[W],4/1 19:00	MIN	0-2,1/2 19:56	1-1,5/1 18:02	MIN
Dec 29	vs. BOS	0-0,0/-1 21:16	0-0,2/-1 12:21	0-0,4/3 22:29	MIN	0-0,2/2 19:50	0-1,5/0 20:19	MIN
Dec 31	@ BOS	0-0,0/0 03:06	0-0,0/0 18:37	0-0,5/-1 17:29	MIN	0-0,0/-1 18:44	0-1,3/0 21:44	MIN
Jan 3	@ NYR	DND	0-0,1/1 21:30	1-0[W],1/2 20:46	MIN	0-1,0/1 18:13	1-0,1/-1 19:49	MIN
Jan 5	@ CHI	0-0,0/0 15:49	0-0,0/1 20:02	0-0,1/3 17:43	MIN	0-0,2/2 15:18	1-0,5/-1 23:30	MIN
Jan 7	vs. WPG	INJ	0-1,1/0 20:27	0-0,1/1 19:38	MIN	1-0[W],5/0 17:18	0-0,4/0 21:46	MIN
Jan 10	vs. PHI	INJ	0-0,1/1 19:53	1-0,6/1 20:34	MIN	0-0,0/0 13:50	0-0,2/0 21:01	MIN
Jan 12	@ TBL	INJ	0-0,3/0 19:53	1-0,7/1 19:07	MIN	0-0,2/-1 15:22	0-1,3/0 21:59	MIN
Jan 13	@ CAR	INJ	0-0,3/2 19:56	0-0,4/-1 16:44	MIN	1-0,2/0 15:49	0-0,4/-1 20:48	MIN
Jan 16	vs. DAL	INJ	0-0,1/0 19:52	0-0,1/0 17:24	MIN	0-0,0/0 15:19	2-0,10/1 19:13	0-0,0/0 08:15
Jan 17	@ TOR	INJ	0-0,1/-1 21:11	1-0,4/1 20:39	MIN	0-2,2/2 16:01	0-0,6/-1 19:19	0-0,1/0 08:06
Jan 20	vs. DET	INJ	0-1,0/0 22:36	0-0,3/0 16:29	MIN	0-0,0/0 16:29	0-2,6/0 22:14	0-0,0/-1 05:29
Jan 21	@ MTL	INJ	1-0,2/1 21:28	0-2,6/2 19:44	MIN	1-0,2/1 16:51	0-0,3/-1 20:32	0-0,0/0 05:31
Jan 24	@ NSH	INJ	0-2,3/2 21:42	0-1,8/2 20:43	MIN	1-0,4/1 16:54	2-0[W],4/1 20:25	0-0,1/0 05:20
Jan 26	@ DAL	INJ	0-0,2/-2 19:47	2-1,3/0 18:38	MIN	0-1,1/-1 16:25	0-0,6/0 19:15	0-0,0/-2 04:43
Jan 31	@ MTL	INJ	0-1,2/3 19:50	0-1,3/2 17:55	MIN	1-0,1/0 14:53	0-0,6/2 19:03	0-1,0/-1 06:10
Feb 2	vs. NYR	INJ	1-0,2/1 24:57	0-0,7/0 20:58	MIN	0-0,6/0 16:44	0-0,1/-1 23:16	DND
Feb 4	vs. OTT	0-1,2/2 16:04	0-0,2/1 20:49	0-0,4/0 15:56	MIN	0-0,1/0 14:54	0-2,3/2 17:32	MIN
Feb 6	@ NJD	0-0,2/1 18:11	0-0,1/0 20:33	0-0,5/0 19:26	MIN	0-0,1/0 18:44	0-0,3/0 19:52	MIN
Feb 7	vs. SJS	0-0,0/0 16:28	0-1,1/1 19:48	2-0[W],7/0 21:13	MIN	0-2,3/0 17:45	0-2,4/0 21:43	MIN
Feb 9	vs. ANA	0-0,0/0 14:28	0-0,1/-2 17:58	0-0,3/2 20:00	MIN	0-0,1/-1 16:06	1-0,3/2 17:52	MIN
Feb 11	@ TOR	0-0,1/0 21:05	DND	2-0,2/2 20:38	MIN	0-0,0/0 16:12	0-3,4/2 18:33	MIN
Feb 12	vs. VAN	0-0,0/-1 20:05	DND	0-0,2/3 17:20	MIN	0-0,1/0 14:30	0-0,3/3 21:14	MIN
Feb 14	@ OTT	0-0,1/0 20:28	DND	INJ	MIN	0-0,0/-1 14:32	0-1,2/1 21:04	MIN
Feb 16	vs. COL	0-0,1/0 19:50	DND	1-0,4/1 18:36	MIN	0-0,0/0 17:28	0-1,3/0 21:46	MIN
Feb 18	vs. STL	0-0,0/0 18:06	0-0,1/-1 17:12	1-1,1/2 18:38	MIN	0-0,1/0 15:52	0-1,8/0 24:23	MIN
Feb 19	vs. CHI	0-0,0/2 15:42	0-0,0/0 18:59	1-0,5/2 19:57	MIN	0-0,1/2 16:51	0-1,4/2 20:14	MIN
Feb 25	@ COL	0-0,1/1 13:06	0-0,0/1 17:32	0-0,2/-3 22:04	MIN	0-0,1/0 12:41	0-1,2/3 22:11	MIN
Feb 26	@ ARI	0-1,3/0 18:10	0-0,1/-1 15:35	0-0,3/0 14:57	MIN	0-0,4/-1 16:51	1-1,4/1 15:52	MIN
Feb 28	vs. NSH	0-0,0/1 17:55	0-0,0/1 19:43	1-0,2/-1 18:21	MIN	1-1,2/1 16:10	0-1,4/1 22:04	MIN
Mar 2	vs. ARI	0-0,0/2 17:33	0-1,0/1 18:09	1-0[W],6/1 16:48	MIN	0-0,1/0 16:05	1-2,6/0 17:04	MIN
Mar 4	vs. TBL	0-0,1/0 20:32	0-0,2/0 19:36	0-0,3/0 22:31	MIN	0-0,2/0 16:36	0-1,2/0 23:10	MIN
Mar 5	@ PIT	0-0,0/2 17:25	0-0,0/1 15:39	0-1,11/1 23:16	MIN	1-1,3/1 16:51	1-0,10/0 19:20	MIN
Mar 7	vs. PHI	0-0,0/2 15:12	0-1,4/0 14:10	1-1,4/-1 20:46	MIN	0-0,1/-1 15:06	2-1,3/-1 18:59	MIN
Mar 10	@ CBJ	1-0,2/0 20:24	0-0,2/0 17:39	0-0,5/2 21:21	MIN	0-0,3/1 15:36	0-0,4/1 19:43	MIN
Mar 11	vs. CBJ	0-0,1/1 17:17	0-0,2/-1 16:19	1-1[W],5/0 22:34	MIN	0-1,1/-1 19:05	1-1,2/1 22:12	MIN
Mar 14	@ SJS	0-1,1/-1 19:19	0-0,1/-1 18:05	0-0,3/0 19:00	MIN	0-0,1/0 19:01	1-0,3/2 14:06	MIN
Mar 16	@ LAK	0-0,2/-1 19:55	0-0,0/2 19:32	0-0,3/-1 23:15	MIN	0-0,0/0 18:05	0-0,2/-1 20:36	MIN
Mar 17	@ ANA	0-0,2/0 23:51	0-0,0/0 16:13	0-0,4/-1 21:32	MIN	0-0,2/-1 16:57	0-1,5/1 23:19	MIN
Mar 20	@ DET	0-0,0/0 22:17	DND	0-0,3/0 20:27	MIN	0-0,1/0 14:49	1-0,3/-1 20:41	MIN
Mar 21	vs. PIT	0-0,1/-1 22:05	DND	0-0,2/-1 17:37	MIN	0-0,3/-1 15:06	0-0,9/0 20:52	MIN
Mar 25	vs. TOR	0-0,2/0 18:42	DND	1-0,8/1 16:42	MIN	0-0,0/1 15:37	2-1[W],4/0 16:32	MIN
Mar 27	vs. FLA	0-0,1/2 16:34	DND	0-0,3/0 18:11	MIN	1-0[W],5/0 15:48	0-2,2/1 16:25	MIN
Mar 28	@ CBJ	0-0,1/-1 18:52	DND	0-0,8/-1 25:24	MIN	0-0,0/-2 16:42	0-0,6/-1 23:41	MIN
Apr 2	vs. NYI	0-0,0/-1 16:59	DND	1-0,8/1 25:28	MIN	0-0,2/2 11:43	0-0,5/2 21:16	MIN
Apr 3	vs. TOR	0-0,0/1 18:07	0-0,2/-1 18:37	0-0,4/2 18:51	MIN	0-1,1/1 12:34	1-0,6/0 21:32	MIN
Apr 5	vs. MTL	0-1,1/1 22:10	0-0,1/0 16:26	0-1,4/1 17:55	MIN	0-0,2/0 17:52	0-1,2/0 17:12	MIN
Apr 8	@ FLA	0-0,1/-1 19:40	DND	0-0,2/-1 18:09	MIN	0-0,1/-1 17:52	0-0,4/-1 17:00	MIN
Apr 9	@ TBL	0-0,0/-1 16:14	0-0,2/-1 16:03	1-0,2/0 15:51	MIN	0-1,3/0 15:44	0-0,4/-1 17:46	MIN

PLAYER GAME-BY-GAME

DATE	OPPONENT	OKPOSO #21	LARSSON #22	REINHART #23	MOULSON #26	GRANT #27	GIRGENSONS #28	McCABE #29
Oct 13	vs. MTL	DND	00,1/1 17:36	0-1,3/-1 21:02	1-0,4/-1 11:29	0-0,0/-1 13:55	0-0,1/-1 11:39	0-0,0/-1 22:11
Oct 16	@ EDM	1-1,1/2 19:13	0-1,0/1 20:09	0-1,1/2 18:20	1-0,3/0 13:19	0-0,2/-1 09:04	0-0,2/2 12:12	0-1,0/3 19:24
Oct 18	@ CGY	0-1,2/0 17:28	0-1,0/2 18:46	0-0,3/-1 15:59	0-0,0/0 12:19	0-0,0/0 15:15	1-0,2/0 10:02	0-0,0/2 21:12
Oct 20	@ VAN	0-0,6/0 21:12	0-0,1/0 11:44	0-0,2/0 22:12	0-0,4/0 13:42	0-0,0/0 12:06	0-0,1/0 13:20	0-0,0/-1 18:36
Oct 25	@ PHI	0-1,0/0 19:15	0-0,1/0 20:49	0-0,2/1 14:08	2-0,4/0 15:06	0-0,1/0 12:45	0-1,2/1 11:54	0-0,0/1 14:06
Oct 27	vs. MIN	0-0,3/2 19:06	0-0,0/-1 18:03	0-0,2/2 15:43	0-0,4/-1 18:14	0-0,1/-1 10:36	0-0,1/-1 13:26	0-0,0/2 14:24
Oct 29	vs. FLA	1-0,2/0 17:13	1-0(W),2/1 17:32	1-1,5/0 14:52	0-1,2/0 14:19	0-0,0/0 10:45	0-0,1/0 12:17	0-0,0/1 15:36
Oct 30	@ WPG	2-0,2/2 17:11	0-0,1/0 15:58	0-0,1/0 14:39	0-0,5/1 12:46	0-0,1/0 13:03	0-1,2/1 12:49	0-1,1/1 15:46
Nov 1	@ MIN	0-0,1/1 22:42	1-0(W),2/1 15:06	0-0,3/0 13:51	0-0,1/1 20:52	0-0,1/0 09:26	0-0,4/0 12:10	0-0,0/0 22:21
Nov 3	vs. TOR	0-0,2/0 21:27	0-1,3/0 17:03	0-1,3/0 16:32	0-0,5/0 16:52	0-0,1/0 07:30	0-0,4/1 13:43	0-0,0/1 19:53
Nov 5	@ OTT	1-0,5/1 17:18	0-1,2/1 17:22	1-0(W),3/1 13:20	0-0,1/0 16:01	0-0,1/0 12:51	0-1,2/1 13:07	0-1,2/1 20:35
Nov 7	@ BOS	0-0,5/0 18:21	0-0,1/1 16:02	0-0,3/0 17:03	0-0,2/0 16:57	0-0,0/0 11:37	0-0,1/0 12:49	0-0,1/0 18:01
Nov 9	vs. OTT	0-0,2/0 21:35	0-0,0/-1 18:26	0-0,3/0 20:52	0-0,3/0 13:27	0-1,1/1 12:09	0-0,3/-1 12:44	0-0,4/0 22:51
Nov 11	vs. NJD	0-1,0/0 16:11	0-0,0/-1 16:07	0-0,0/0 15:51	1-0,2/0 13:25	0-0,2/0 15:05	0-0,1/0 14:26	0-0,1/0 25:33
Nov 12	@ NJD	0-0,1/0 20:08	0-0,0/-1 21:05	0-0,0/0 18:11	1-0,2/-1 10:12	0-1,1/1 10:52	0-0,4/2 10:45	0-0,0/0 23:07
Nov 15	@ STL	0-1,5/2 19:48	0-0,0/0 17:08	1-0,2/2 21:34	0-1,0/1 15:38	0-0,0/-1 08:34	0-0,3/0 13:52	0-0,1/-1 25:54
Nov 17	vs. TBL	0-0,7/-1 17:46	0-0,1/0 17:11	0-0,4/-1 18:09	0-0,3/0 15:30	0-0,1/-1 10:54	0-0,0/0 14:43	0-0,1/-1 23:58
Nov 19	vs. PIT	0-0,4/0 21:41	0-0,3/0 22:26	0-0,3/0 19:59	0-0,1/0 13:56	0-0,2/1 11:51	0-0,0/0 13:10	0-0,3/0 24:22
Nov 21	vs. CGY	1-1,4/-1 20:06	1-0,6/-1 19:49	0-2,2/1 16:08	1-0(W),2/0 12:58	0-0,1/-1 12:18	0-0,0/0 13:13	0-0,0/2 24:35
Nov 23	vs. DET	0-0,3/0 20:02	0-0,4/1 19:01	0-0,3/0 17:08	0-0,0/-1 16:28	0-0,2/0 07:30	0-0,0/0 13:12	0-0,0/0 20:55
Nov 25	@ WSH	0-1,1/0 20:25	0-0,1/0 20:02	1-0,5/0 16:32	0-0,0/0 13:20	0-0,1/0 10:29	0-0,1/0 09:07	0-0,1/1 19:30
Nov 29	@ OTT	1-1,5/1 18:28	0-0,1/-2 13:39	0-0,1/2 17:18	1-1,3/1 17:18	0-0,1/0 11:53	0-0,2/0 07:23	0-0,1/2 21:35
Dec 1	vs. NYR	0-1,4/-1 19:15	1-0,2/2 15:13	0-1,0/1 19:36	0-0,2/0 10:48	0-0,2/0 06:41	0-0,1/0 09:40	0-1,1/1 24:04
Dec 3	vs. BOS	0-0,1/0 20:01	0-0,2/-1 17:07	0-1,3/0 18:28	0-0,2/0 10:18	0-0,1/0 08:23	0-0,0/0 08:39	0-0,2/2 23:58
Dec 5	@ WSH	1-0,3/1 20:41	0-0,2/2 17:04	0-0,1/-1 18:14	0-0,0/1 09:15	0-1,1/1 06:38	1-0,2/1 08:07	0-0,4/1 28:52
Dec 6	vs. EDM	0-0,2/0 21:14	0-0,1/1 16:45	0-0,2/1 15:51	0-1,1/0 08:00	0-0,0/0 07:50	0-0,0/0 09:08	0-1,2/0 23:45
Dec 9	vs. WSH	1-0,2/-1 22:27	0-0,0/0 14:33	0-0,1/-1 17:01	0-0,0/0 09:53	DND	0-0,2/0 10:07	0-0,2/0 21:05
Dec 13	vs. LAK	0-3,1/3 15:10	0-1,1/0 16:03	1-0,2/0 16:18	0-2,1/2 12:51	DND	0-0,0/0 10:46	0-0,1/1 21:49
Dec 16	vs. NYI	0-1,2/0 19:00	1-0,1/1 16:00	0-0,1/0 17:56	1-0,4/0 16:00	DND	0-0,4/0 10:21	0-1,1/1 23:33
Dec 17	@ CAR	0-0,1/-1 20:07	0-0,3/1 16:59	0-0,1/0 16:21	0-0,2/-1 14:38	DND	0-0,2/0 11:20	0-1,1/1 21:40
Dec 20	@ FLA	0-0,1/-1 18:26	0-0,1/0 17:51	1-1,4/1 15:36	0-0,1/-1 10:27	0-0,2/0 08:57	0-0,2/0 11:17	0-0,2/1 20:48
Dec 22	vs. CAR	0-0,1/2 16:43	1-0,2/0 13:17	0-1,1/0 18:29	0-0,0/-1 10:00	0-0,0/0 06:56	0-0,0/0 13:03	0-0,1/-1 18:19
Dec 23	@ NYI	0-0,2/0 17:58	0-0,1/-2 18:04	0-1,0/0 15:16	0-0,3/1 10:07	0-0,1/-1 11:09	1-0,2/0 15:28	0-0,1/2 20:03
Dec 27	@ DET	0-0,0/-1 17:13	0-0,1/1 18:33	1-0,1/1 17:47	0-0,0/1 13:34	0-0,1/0 08:29	0-0,1/-1 13:14	0-0,2/0 21:31
Dec 29	vs. BOS	1-0,8/-1 20:13	0-0,2/2 15:25	0-1,1/-1 17:27	0-21 14:18,3/	0-0,0/0 08:34	0-0,2/0 14:29	0-0,0/1 22:34
Dec 31	@ BOS	1-0,4/1 20:36	0-0,0/0 02:43	0-0,5/1 21:02	0-0,2/-1 11:13	0-0,2/0 09:22	0-0,2/-1 13:49	0-0,1/0 25:29
Jan 3	@ NYR	0-1,2/0 17:49	INJ	0-2,2/2 17:19	0-1,2/0 13:09	0-0,1/0 12:09	1-0,2/1 15:31	0-0,0/2 20:54
Jan 5	@ CHI	1-1,2/0 21:27	INJ	0-0,2/-1 17:16	0-0,0/0 05:49	0-0,0/0 07:26	0-0,1/2 15:25	0-0,0/-1 21:39
Jan 7	vs. WPG	0-0,2/-1 18:56	INJ	0-1,2/1 19:25	0-1,2/2 07:53	0-0,0/0 04:07	1-1,2/1 16:09	0-0,0/1 19:14
Jan 10	vs. PHI	0-0,2/1 19:14	INJ	1-2,4/2 18:30	0-0,1/0 06:29	DND	0-0,1/0 15:54	0-1,0/1 23:34
Jan 12	@ TBL	0-0,1/1 20:40	INJ	0-0,0/1 19:13	1-0,3/1 09:24	To NSH (waivers)	0-1,1/1 14:47	0-0,0/2 20:32
Jan 13	@ CAR	0-0,1/0 16:20	INJ	0-0,1/-4 16:45	0-0,1/-1 10:09		0-0,3/-1 15:57	0-0,1/0 21:23
Jan 16	vs. DAL	0-1,2/0 18:58	INJ	0-1,3/1 18:06	0-0,2/0 08:23		1-0(W),1/0 22:07	
Jan 17	@ TOR	1-0,2/0 19:04	INJ	0-0,1/-1 18:02	0-0,1/-1 10:02		0-1,0/2 14:17	0-1,0/1 22:33
Jan 20	vs. DET	1-0(W),4/1 20:04	INJ	1-0,6/0 18:23	0-0,2/-1 07:14		0-0,1/0 17:32	0-0,0/0 00:56
Jan 21	@ MTL	0-0,3/0 22:17	INJ	0-0,2/-1 17:05	0-0,2/0 08:26		0-0,1/1 16:25	DND
Jan 24	@ NSH	1-0,5/0 19:39	INJ	0-1,1/0 17:51	0-1,1/0 09:28		1-1,1/1 16:10	DND
Jan 26	@ DAL	0-0,0/-1 15:03	INJ	0-0,1/0 17:10	1-0,1/1 07:44		0-0,0/1 16:02	DND
Jan 31	@ MTL	0-0,3/-1 18:17	INJ	0-0,3/2 17:35	0-0,1/1 08:53		0-0,4/-1 16:26	DND
Feb 2	vs. NYR	0-0,4/1 18:22	INJ	0-0,2/0 17:15	0-0,0/0 11:11		0-0,4/0 15:54	DND
Feb 4	vs. OTT	1-0(W),1/2 17:55	INJ	1-0,4/2 15:21	0-0,1/0 09:48		0-0,0/0 19:18	0-0,0/1 18:48
Feb 6	@ NJD	0-1,1/1 16:49	INJ	0-0,1/0 15:54	0-0,1/0 11:52		0-0,1/0 18:16	0-0,0/0 20:32
Feb 7	vs. SJS	1-0,3/0 18:02	INJ	0-1,3/-1 14:33	1-0,2/1 07:04	From NSH (waivers)	0-0,2/0 15:47	0-0,0/0 18:47
Feb 9	vs. ANA	0-1,3/2 20:12	INJ	0-1,2/-1 14:31	0-0,0/0 07:24		0-0,0/0 08:29	0-0,2/2 18:05
Feb 11	@ TOR	0-1,1/0 18:47	INJ	1-1(W),1/1 17:10	0-0,2/0 05:52		0-0,1/0 09:53	0-0,1/1 23:00
Feb 12	vs. VAN	1-0,3/1 18:56	INJ	0-0,6/-1 18:46	0-0,1/0 06:16		0-0,1/0 10:27	0-0,0/1 20:11
Feb 14	@ OTT	0-1,0/1 18:33	INJ	0-1,1/1 18:55	1-0,4/1 15:42		0-0,1/0 08:37	0-1,1/1 19:36
Feb 16	vs. COL	0-0,1/0 18:52	INJ	1-0(W),4/0 19:19	0-0,1/0 06:58		0-0,0/0 02:15	0-0,3/1 20:39
Feb 18	vs. STL	0-1,2/-1 22:26	INJ	DND	0-0,0/0 14:07		INJ	0-0,0/1 16:23
Feb 19	vs. CHI	0-0,1/0 18:12	INJ	DND	0-0,1/1 10:52		INJ	0-0,1/2 17:29
Feb 25	@ COL	0-0,2/2 19:37	INJ	1-0,3/4 19:56	0-1,2/1 09:20		MIN	0-0,1/2 17:30
Feb 26	@ ARI	0-0,1/-1 18:16	INJ	0-0,3/0 15:49	0-0,0/0 08:50		MIN	0-1,3/0 21:05
Feb 28	vs. NSH	1-1,5/0 20:49	INJ	0-0,5/-1 14:28	0-1,1/1 06:35		MIN	1-1,3/0 21:53
Mar 2	vs. ARI	0-2,1/2 12:16	INJ	1-1,5/0 17:51	0-0,1/-1 11:25		MIN	0-1,1/2 19:54
Mar 4	vs. TBL	DND	INJ	0-0,3/0 21:22	0-0,2/-1 12:37		MIN	0-0,0/0 11:20
Mar 5	@ PIT	DND	INJ	0-1,3/-1 18:21	0-1,3/0 09:58		MIN	0-0,2/-1 10:57
Mar 7	vs. PHI	DND	INJ	0-0,3/2 18:39	0-0,5/-1 13:21		MIN	0-0,0/2 11:11
Mar 10	@ CBJ	DND	INJ	0-1,1/1 18:55	0-1,2/1 17:06		MIN	0-0,1/1 16:00
Mar 11	vs. CBJ	DND	INJ	1-0,2/0 17:01	1-0,3/1 15:32		MIN	1-0,2/-1 20:29
Mar 14	@ SJS	DND	INJ	0-0,0/2 14:35	0-1,1/2 10:51		MIN	0-0,0/0 15:08
Mar 16	@ LAK	DND	INJ	0-0,2/0 18:57	0-0,1/0 14:41		MIN	0-0,2/0 10:16
Mar 17	@ ANA	DND	INJ	0-0,1/1 13:08	0-0,1/0 08:04		MIN	0-0,1/-1 15:44
Mar 20	@ DET	DND	INJ	0-0,3/0 13:15	1-0(W),2/0 07:24		MIN	0-0,1/0 11:18
Mar 21	vs. PIT	DND	INJ	1-0,4/1 13:39	0-0,2/-1 10:01		MIN	0-0,2/-1 12:03
Mar 25	vs. TOR	0-2,2/0 15:34	INJ	0-1,0/0 15:25	0-0,2/0 10:19		MIN	0-0,2/0 12:05
Mar 27	vs. FLA	0-0,3/-1 15:57	INJ	0-1,1/1 16:15	0-2,1/1 10:41		MIN	0-1,1/1 10:04
Mar 28	@ CBJ	DND	INJ	DND	0-0,0/0 14:21		MIN	0-0,1/0 12:23
Apr 2	vs. NYI	DND	INJ	0-0,2/-1 19:44	0-1,1/-1 11:22		MIN	1-0,2/0 11:38
Apr 3	vs. TOR	DND	INJ	0-1,1/0 17:23	DND		MIN	0-0,0/0 10:38
Apr 5	vs. MTL	DND	INJ	0-0,2/0 14:48	0-0,1/-1 13:59		MIN	0-0,2/0 13:24
Apr 8	@ FLA	DND	INJ	0-0,2/-1 14:33	0-0,2/-1 11:36		MIN	0-0,1/0 15:02
Apr 9	@ TBL	DND	INJ	0-0,1/-1 16:56	0-0,0/-1 13:12		MIN	0-0,1/0 15:19

PLAYER GAME-BY-GAME

DATE	OPPONENT	NELSON #34	FEDUN #28	FALK #41	MALONE #42	DESLAURIERS #44	GUHLE #45	BURGDORFER #46
Oct 13	vs. MTL	0-0,0/-1 11:47	MIN	MIN		0-0,4/-1 11:24		MIN
Oct 16	@ EDM	DND	MIN	MIN		0-0,0/0 12:39		MIN
Oct 18	@ CGY	DND	MIN	MIN		0-0,0/-1 09:16		MIN
Oct 20	@ VAN	DND	MIN	MIN		0-0,0/0 05:04		MIN
Oct 25	@ PHI	DND	MIN	MIN		0-0,1/0 08:04		MIN
Oct 27	vs. MIN	DND	MIN	MIN		0-0,1/-1 07:51		MIN
Oct 29	vs. FLA	DND	MIN	MIN		0-0,0/0 06:47		MIN
Oct 30	@ WPG	DND	MIN	MIN		INJ		MIN
Nov 1	@ MIN	DND	MIN	MIN		INJ		MIN
Nov 3	vs. TOR	0-0,2/-1 14:05	MIN	MIN		INJ		MIN
Nov 5	@ OTT	0-0,1/0 13:06	MIN	MIN		INJ		MIN
Nov 7	@ BOS	0-0,1/0 14:47	MIN	MIN		INJ		MIN
Nov 9	vs. OTT	0-0,2/1 11:27	MIN	MIN		INJ		MIN
Nov 11	vs. NJD	0-0,0/-1 11:17	MIN	0-0,1/-1 12:24		INJ		MIN
Nov 12	@ NJD	0-0,1/0 11:44	MIN	0-0,1/0 14:45		INJ		MIN
Nov 15	@ STL	0-0,0/-2 10:12	MIN	0-0,1/-1 15:52		INJ		MIN
Nov 17	vs. TBL	MIN	0-1,1/-1 14:02	0-0,0/-1 10:51		INJ		MIN
Nov 19	vs. PIT	MIN	0-1,1/1 15:21	0-0,1/1 09:56		INJ		MIN
Nov 21	vs. CGY	MIN	0-2,1/0 17:15	0-0,0/0 14:17		INJ		MIN
Nov 23	vs. DET	MIN	0-0,0/-1 16:14	0-0,0/0 13:25		INJ		MIN
Nov 25	@ WSH	MIN	0-0,4/0 14:56	0-0,2/0 11:44		INJ		MIN
Nov 29	@ OTT	MIN	0-0,0/1 16:15	0-0,0/1 14:39		INJ		MIN
Dec 1	vs. NYR	MIN	0-0,1/1 12:33	0-0,1/1 12:26		INJ		MIN
Dec 3	vs. BOS	MIN	0-0,1/0 14:19	0-0,2/0 13:32		INJ	0-0,4/1 16:20	MIN
Dec 5	@ WSH	MIN	INJ	0-0,2/-1 12:46		INJ	0-0,0/0 16:48	0-0,0/-1 10:03
Dec 6	vs. EDM	MIN	INJ	0-0,0/0 15:14		INJ	0-0,0/0 15:55	0-0,2/0 12:17
Dec 9	vs. WSH	MIN	INJ	0-0,0/0 10:22		0-0,0/0 05:48	MIN	MIN
Dec 13	vs. LAK	MIN	INJ	0-1,0/1 12:51		0-0,0/0 10:59	MIN	MIN
Dec 16	vs. NYI	MIN	INJ	0-0,1/0 12:01		0-0,0/0 08:03	MIN	MIN
Dec 17	@ CAR	MIN	MIN	DND		0-0,0/0 07:30	MIN	MIN
Dec 20	@ FLA	MIN	MIN	DND		DND	MIN	MIN
Dec 22	vs. CAR	MIN	MIN	0-0,1/0 12:31		0-0,1/0 06:26	MIN	MIN
Dec 23	@ NYI	MIN	MIN	0-0,2/0 15:31		DND	MIN	MIN
Dec 27	@ DET	MIN	MIN	0-0,0/1 11:07		0-0,1/-1 09:37	MIN	MIN
Dec 29	vs. BOS	MIN	MIN	0-0,0/-1 08:26		0-0,1/0 05:19	MIN	MIN
Dec 31	@ BOS	MIN	MIN	0-0,0/-1 16:18		0-0,0/0 10:37	MIN	MIN
Jan 3	@ NYR	MIN	0-0,2/0 13:11	0-0,0/0 11:36		0-0,0/0 09:54	MIN	MIN
Jan 5	@ CHI	MIN	0-0,1/-1 12:27	DND		0-0,0/0 06:30	MIN	MIN
Jan 7	vs. WPG	MIN	0-0,2/1 10:33	0-0,1/0 14:22		0-0,1/0 04:33	MIN	MIN
Jan 10	vs. PHI	MIN	0-1,2/1 11:09	0-0,0/1 11:21		0-0,0/0 05:28	MIN	MIN
Jan 12	@ TBL	MIN	0-1,0/2 13:15	0-1,0/2 13:26		0-0,0/1 05:48	MIN	MIN
Jan 13	@ CAR	MIN	0-0,1/0 15:32	0-0,0/-1 16:46		0-0,1/-1 07:58	MIN	MIN
Jan 16	vs. DAL	MIN	0-0,0/0 12:44	0-0,0/0 14:02		DND	MIN	MIN
Jan 17	@ TOR	MIN	0-0,0/0 12:18	0-0,1/0 13:04		0-0,0/-1 07:33	MIN	MIN
Jan 20	vs. DET	MIN	0-0,3/-1 16:33	0-1,1/-1 18:23		DND	MIN	MIN
Jan 21	@ MTL	0-0,2/0 09:33	0-0,2/0 18:08	0-0,0/-1 12:47		DND	MIN	MIN
Jan 24	@ NSH	DND	0-1,0/0 10:16	0-0,1/0 09:38		0-0,1/0 04:53	MIN	MIN
Jan 26	@ DAL	DND	0-0,0/1 10:27	0-0,0/0 10:17		DND	MIN	MIN
Jan 31	@ MTL	MIN	0-0,1/0 15:27	0-0,0/-1 14:48		DND	MIN	MIN
Feb 2	vs. NYR	MIN	0-0,1/-1 13:58	0-0,0/0 16:10		0-0,0/0 02:46	MIN	MIN
Feb 4	vs. OTT	MIN	DND	0-1,1/2 13:51		0-0,0/0 06:54	MIN	MIN
Feb 6	@ NJD	MIN	DND	0-1,1/1 13:58		0-0,0/0 04:01	MIN	MIN
Feb 7	vs. SJS	MIN	0-0,0/0 10:16	DND		0-0,0/0 02:54	MIN	MIN
Feb 9	vs. ANA	MIN	DND	0-0,0/0 13:53		0-0,2/0 03:49	MIN	MIN
Feb 11	@ TOR	MIN	0-0,0/1 12:49	0-1,1/1 14:35		DND	MIN	MIN
Feb 12	vs. VAN	MIN	0-0,0/-1 11:11	0-0,0/-2 11:42		DND	MIN	MIN
Feb 14	@ OTT	MIN	DND	0-1,0/0 15:24		0-0,1/0 05:58	MIN	MIN
Feb 16	vs. COL	MIN	DND	0-0,0/0 14:31		DND	MIN	MIN
Feb 18	vs. STL	MIN	DND	DND		0-0,0/0 03:24	MIN	MIN
Feb 19	vs. CHI	MIN	MIN	DND		0-0,0/-1 03:41	MIN	MIN
Feb 25	@ COL	MIN	MIN	DND		DND	MIN	MIN
Feb 26	@ ARI	MIN	MIN	DND		DND	MIN	MIN
Feb 28	vs. NSH	MIN	MIN	DND		DND	MIN	MIN
Mar 2	vs. ARI	MIN	MIN	DND		DND	MIN	MIN
Mar 4	vs. TBL	MIN	MIN	DND		0-0,2/0 08:50	MIN	MIN
Mar 5	@ PIT	MIN	MIN	0-0,0/-1 11:54		0-0,0/0 08:05	MIN	MIN
Mar 7	vs. PHI	MIN	MIN	0-0,1/0 18:34		0-0,0/-1 07:54	MIN	MIN
Mar 10	@ CBJ	MIN	MIN	0-0,2/0 15:56		0-1,0/1 04:51	MIN	MIN
Mar 11	vs. CBJ	MIN	MIN	0-0,1/-1 15:13		0-1,1/0 06:33	MIN	MIN
Mar 14	@ SJS	MIN	MIN	0-0,0/0 17:43		0-0,1/0 10:25	MIN	MIN
Mar 16	@ LAK	MIN	0-0,0/0 14:18	DND		0-0,0/0 05:39	MIN	MIN
Mar 17	@ ANA	MIN	0-0,0/0 05:22	DND		DND	MIN	MIN
Mar 20	@ DET	0-0,1/0 14:20	DND	DND		DND	MIN	MIN
Mar 21	vs. PIT	0-0,0/1 16:21	DND	DND		DND	MIN	MIN
Mar 25	vs. TOR	MIN	DND	0-1,1/1 15:05		DND	MIN	MIN
Mar 27	vs. FLA	MIN	DND	0-0,0/0 13:52		DND	MIN	MIN
Mar 28	@ CBJ	MIN	DND	0-0,2/-1 14:51		0-0,1/0 08:20	MIN	MIN
Apr 2	vs. NYI	MIN	DND	0-0,2/0 12:58		DND	MIN	MIN
Apr 3	vs. TOR	MIN	DND	DND		DND	MIN	MIN
Apr 5	vs. MTL	MIN	DND	0-0,1/0 15:07		0-0,1/0 13:51	MIN	MIN
Apr 8	@ FLA	MIN	DND	0-0,1/-1 15:33	0-0,1/0 12:12	0-0,3/0 12:56	MIN	MIN
Apr 9	@ TBL	MIN	DND	DND	DND	0-0,2/0 12:36	MIN	MIN

PLAYER GAME-BY-GAME

DATE	OPPONENT	BOGOSIAN #47	CARRIER #48	SMITH #49	FASCHING #52	RISTOLAINEN #55	BAILEY #56	ENNIS #63
Oct 13	vs. MTL	0,0,3/-1 22:21	MIN		0,0,1/-1 10:28	0-1,5/-2 23:17	MIN	0,0,2/-2 17:37
Oct 16	@ EDM	0-0,0/3 19:02	MIN		0-0,0/0 08:08	0-3,2/1 26:43	MIN	0-0,3/-1 14:56
Oct 18	@ CGY	0-0,0/-1 19:54	MIN		DND	0-1,0/-2 26:04	MIN	0-1,1/-1 10:39
Oct 20	@ VAN	0-0,1/-1 18:52	MIN		DND	0-0,0/1 23:28	MIN	0-0,2/0 13:05
Oct 25	@ PHI	0-0,2/0 22:23	MIN		0,0,0/0 10:48	0-1,0/0 25:16	MIN	1-0,4/1 16:11
Oct 27	vs. MIN	0-0,6/-1 21:40	MIN		0-0,2/-1 08:52	0-0,5/-1 26:43	MIN	0-0,9/-1 14:18
Oct 29	vs. FLA	0-0,0/0 19:33	MIN		0-0,0/0 13:19	0-1,1/0 24:02	MIN	0-0,1/0 12:39
Oct 30	@ WPG	0-0,1/-1 21:24	MIN		0-0,0/0 00:53	0-0,3/1 26:23	MIN	0-0,1/0 16:14
Nov 1	@ MIN	0-0,0/0 05:45	MIN		DND	0-0,1/1 25:18	0-0,0/0 08:26	0-0,1/0 14:50
Nov 3	vs. TOR	DND	MIN		DND	0-0,3/0 25:29	0-0,0/0 07:02	0-0,4/-1 15:37
Nov 5	@ OTT	DND	0-0,2/1 06:26		DND	0-1,0/1 25:54	MIN	0-0,1/0 11:04
Nov 7	@ BOS	DND	0,0,1/0 07:45		DND	0,0,0/0 21:16	MIN	0,0,0/-1 07:33
Nov 9	vs. OTT	DND	0-0,2/0 09:53		MIN	0-0,4/-1 29:57	MIN	INJ
Nov 11	vs. NJD	DND	0-0,2/0 07:19		MIN	0-0,2/0 24:48	MIN	INJ
Nov 12	@ NJD	DND	0-0,3/1 11:57		MIN	0-0,2/-2 27:15	MIN	INJ
Nov 15	@ STL	DND	0-0,2/0 10:28		MIN	0-0,2/0 27:37	MIN	INJ
Nov 17	vs. TBL	DND	0-0,0/-1 09:16		MIN	0-0,4/0 29:53	MIN	INJ
Nov 19	vs. PIT	DND	1-0,2/1 05:50		MIN	0-0,4/0 29:56	MIN	INJ
Nov 21	vs. CGY	DND	0-0,0/0 06:22		MIN	0-1,1/0 24:57	MIN	INJ
Nov 23	vs. DET	DND	0,0,3/0 08:09		MIN	0-0,5/1 29:02	MIN	INJ
Nov 25	@ WSH	DND	0,0,0/-1 08:14		MIN	0-0,5/-2 27:26	MIN	INJ
Nov 29	@ OTT	DND	0-0,1/1 10:50		MIN	0-2,3/-1 27:54	MIN	INJ
Dec 1	vs. NYR	DND	0-0,0/0 08:58		MIN	0-1,2/0 26:32	MIN	INJ
Dec 3	vs. BOS	DND	0-0,4/0 09:41		MIN	0-0,3/-2 29:09	MIN	INJ
Dec 5	@ WSH	DND	0-1,1/1 12:48		MIN	0-1,3/1 29:51	MIN	INJ
Dec 6	vs. EDM	DND	0-0,2/-1 09:52		MIN	1-2(W),3/1 29:58	MIN	INJ
Dec 9	vs. WSH	DND	0-0,0/0 10:25		MIN	0-1,4/0 30:11	MIN	INJ
Dec 13	vs. LAK	DND	0-0,1/-1 11:59		MIN	0-2,0/1 22:04	MIN	INJ
Dec 16	vs. NYI	DND	0-0,2/0 12:04		MIN	1-1(W),3/2 26:56	MIN	INJ
Dec 17	@ CAR	0-0,1/-1 21:17	0-0,0/0 10:20		MIN	0-0,1/1 25:18	MIN	INJ
Dec 20	@ FLA	0-0,1/-1 22:08	0-0,0/0 07:59		MIN	1-1,1/0 28:57	MIN	INJ
Dec 22	vs. CAR	0-0,0/-1 19:03	DND		MIN	0-0,0/-1 27:31	MIN	INJ
Dec 23	@ NYI	0-1,0/-1 20:58	0-0,1/-1 07:25		MIN	0-0,1/-2 22:27	MIN	INJ
Dec 27	@ DET	0-1,0/0 22:19	0-0,0/0 08:28		MIN	0-1,4/0 25:36	MIN	INJ
Dec 29	vs. BOS	0-0,0/0 19:29	0-0,0/0 01:23		MIN	0-0,2/-2 29:35	MIN	INJ
Dec 31	@ BOS	0-0,0/-2 23:54	DND		MIN	0-1,2/1 28:56	0-0,0/0 12:56	INJ
Jan 3	@ NYR	0-0,2/0 22:08	0-1,0/1 10:35		MIN	0-0,0/1 26:17	1-0,2/1 10:29	INJ
Jan 5	@ CHI	0-0,0/-1 18:09	DND		MIN	0-1,3/-1 28:50	0-0,0/0 13:01	INJ
Jan 7	vs. WPG	0-0,1/0 19:59	DND		MIN	0-0,4/2 30:22	0-0,2/0 10:25	INJ
Jan 10	vs. PHI	0-1,0/1 22:31	1-0(W),2/1 11:25		MIN	0-1,1/1 27:51	0-0,1/0 09:51	INJ
Jan 12	@ TBL	0-0,1/0 19:44	0-0,0/-1 07:45		MIN	0-0,2/-2 27:20	0-0,0/0 08:02	INJ
Jan 13	@ CAR	0-0,5/-2 22:53	1-0,1/1 10:23		MIN	0-0,2/-1 20:54	0-0,4/-1 06:53	INJ
Jan 16	vs. DAL	0-0,0/1 21:40	0-0,1/-1 09:05		MIN	0-0,3/1 26:13	MIN	1-0,2/1 12:52
Jan 17	@ TOR	0-0,2/-1 22:25	1-0,1/1 10:34		MIN	0-0,1/1 26:05	MIN	DND
Jan 20	vs. DET	0-0,2/1 29:51	0-0,1/0 07:31		MIN	0-1,3/1 35:24	MIN	0-0,0/1 15:53
Jan 21	@ MTL	1-0(W),5/1 25:12	0-0,1/0 07:06		MIN	0-0,3/0 29:36	MIN	0-0,1/0 15:03
Jan 24	@ NSH	0-1,2/2 23:18	DND		MIN	0-0,0/-1 29:54	MIN	0-0,0/-1 13:09
Jan 26	@ DAL	0-0,3/-2 21:25	0-0,2/0 09:35		MIN	0-0,4/0 29:23	MIN	0-0,3/-1 09:43
Jan 31	@ MTL	0-0,0/-5 17:34	0-0,1/0 09:59		MIN	0-0,6/0 26:02	MIN	0-0,3/-1 16:05
Feb 2	vs. NYR	0-0,0/0 05:33	0-0,1/0 06:02		MIN	0-0,3/-1 32:47	MIN	0-1,0/1 13:47
Feb 4	vs. OTT	INJ	INJ		MIN	0-1,0/1 25:11	0-0,1/2 09:24	0-1,0/1 11:37
Feb 6	@ NJD	INJ	INJ		MIN	0-0,1/0 24:33	0-0,1/0 06:52	1-0,1/1 10:18
Feb 7	vs. SJS	INJ	INJ		MIN	0-1,3/-1 28:56	0-0,2/0 12:25	0-1,2/0 12:39
Feb 9	vs. ANA	INJ	INJ		MIN	1-0,3/-1 28:35	0-1,1/0 10:41	0-0,2/0 16:39
Feb 11	@ TOR	INJ	INJ		MIN	0-0,3/1 23:49	0-0,3/1 13:58	0-0,0/0 06:04
Feb 12	vs. VAN	INJ	INJ		MIN	0-1,2/0 30:00	0-0,0/1 10:42	1-0,3/1 11:29
Feb 14	@ OTT	0-0,0/0 16:39	INJ		MIN	0-1,2/1 26:03	1-0(W),4/1 14:02	0-0,3/0 09:22
Feb 16	vs. COL	0-0,3/1 16:03	INJ		MIN	0-1,5/0 23:39	0-0,1/0 17:14	0-0,0/0 07:35
Feb 18	vs. STL	0-1,2/1 16:48	INJ		MIN	0-1,3/0 25:48	0-0,0/-1 11:49	0-0,2/0 12:33
Feb 19	vs. CHI	0-0,1/0 21:12	INJ		MIN	0-1,0/-1 23:15	0-0,1/1 13:44	0-0,0/-1 10:03
Feb 25	@ COL	0-0,0/1 19:46	INJ		MIN	0-1,6/-3 25:30	0-1,4/1 13:09	0-1,1/1 10:00
Feb 26	@ ARI	0-0,2/-1 18:40	INJ		MIN	0-0,1/1 25:39	0-0,0/-1 14:46	0-0,0/0 08:40
Feb 28	vs. NSH	0-1,0/-1 18:08	INJ		MIN	0-0,5/0 25:18	0-0,1/0 10:16	0-0,1/0 08:43
Mar 2	vs. ARI	0-0,1/-2 17:49	INJ		MIN	0-1,6/2 24:39	0-0,0/0 08:47	0-0,1/-1 13:09
Mar 4	vs. TBL	0-0,1/-1 22:36	INJ		MIN	0-1,1/-1 33:13	0-0,0/0 07:11	0-0,3/-1 12:32
Mar 5	@ PIT	0-0,1/2 15:48	INJ		MIN	0-0,5/0 29:50	0-0,1/-1 07:47	0-0,0/0 10:58
Mar 7	vs. PHI	0-0,1/0 22:30	INJ		MIN	0-1,4/-5 25:45	0-0,1/1 10:26	0-0,2/-2 11:40
Mar 10	@ CBJ	0-0,1/0 19:12	INJ		MIN	1-0,2/1 23:13	0-0,2/-2 11:19	0-0,0/1 06:19
Mar 11	vs. CBJ	0-1,3/0 13:41	INJ		MIN	0-2,0/2 32:07	0-0,0/1 07:21	0-0,3/0 11:29
Mar 14	@ SJS	0-0,1/0 16:22	INJ		DND	0-0,1/-1 25:48	0-0,2/0 13:50	0-0,1/0 10:32
Mar 16	@ LAK	0-0,1/-1 17:52	INJ		0-0,2/0 12:29	0-0,2/0 26:35	DND	0-0,3/0 11:11
Mar 17	@ ANA	0-0,1/-1 23:27	INJ		0-0,0/0 14:36	0-0,2/0 30:02	0-0,1/0 09:04	0-0,1/0 17:17
Mar 20	@ DET	0-0,2/0 19:32	INJ		0-0,0/0 12:44	0-1,3/-1 27:39	0-0,0/-1 08:18	0-1,2/0 14:40
Mar 21	vs. PIT	0-0,0/0 33:29	INJ		0-1,1/1 11:48	0-0,1/0 03:04	0-0,1/-1 10:04	0-0,1/0 17:00
Mar 25	vs. TOR	0-1,3/2 21:24	0-0,2/0 08:29		MIN	DND	MIN	0-2,2/0 14:15
Mar 27	vs. FLA	1-0,2/1 24:17	0-0,0/0 06:45		MIN	DND	MIN	0-0,2/0 15:39
Mar 28	@ CBJ	0-0,2/0 21:17	0-0,2/-1 10:36		MIN	DND	MIN	0-0,5/-1 16:05
Apr 2	vs. NYI	0-0,1/-1 17:51	0-1,2/-1 09:15	0-1,2/0 09:57	MIN	0-0,3/0 26:23	MIN	0-0,3/0 19:52
Apr 3	vs. TOR	0-0,1/0 19:01	0-0,2/0 08:46	0-0,0/-1 13:07	MIN	0-0,0/0 20:03	MIN	0-0,2/-2 11:40
Apr 5	vs. MTL	0-0,0/0 20:38	DND	DND	MIN	1-0,3/1 23:03	MIN	1-0(W),3/1 13:06
Apr 8	@ FLA	0-0,2/-1 17:57	DND	DND	MIN	0-0,2/-1 22:56	MIN	0-0,1/0 12:53
Apr 9	@ TBL	0-1,3/1 20:30	1-0,2/-1 11:20	DND	MIN	0-0,1/0 21:45	MIN	0-0,1/-2 17:24

PLAYER GAME-BY-GAME

DATE	OPPONENT	AUSTIN #67	NYLANDER #70	RODRIGUES #71	BAPTISTE #73	KUIJKOV #77	FOUIGNO #82	R. O'REILLY #90
Oct 13	vs. MTL	MIN	MIN	MIN	MIN	DND	0-0,1/-1 14:57	0-0,1/-1 22:44
Oct 16	@ EDM	MIN	MIN	MIN	MIN	0-0,1/2 19:11	0-1,2/-1 17:58	2-2(W),2/2 20:32
Oct 18	@ CGY	MIN	MIN	MIN	0-0,0/2 19:35	1-0,3/0 15:26	1-0,5/-1 24:16	1-0,5/-1 24:16
Oct 20	@ VAN	MIN	MIN	MIN	1-0,0/0 05:49	0-0,0/0 21:35	0-0,2/0 15:35	0-0,4/0 25:23
Oct 25	@ PHI	MIN	MIN	MIN	MIN	0-0,0/0 25:08	0-0,0/0 17:40	0-1,4/0 21:21
Oct 27	vs. MIN	MIN	MIN	MIN	MIN	0-0,1/-2 22:44	0-0,0/0 15:43	0-0,1/-2 19:45
Oct 29	vs. FLA	MIN	MIN	MIN	MIN	0-0,1/0 21:56	0-1,0/1 17:01	0-0,3/0 20:44
Oct 30	@ WPG	MIN	MIN	MIN	0-0,3/0 08:00	0-0,1/0 22:43	0-0,1/0 16:40	0-1,0/1 23:29
Nov 1	@ MIN	MIN	MIN	MIN	0-0,3/0 09:22	0-0,0/1 27:40	0-0,0/1 15:01	1-0,5/1 23:27
Nov 3	vs. TOR	MIN	MIN	MIN	0-0,0/0 09:40	0-0,0/-1 22:35	1-0,4/0 17:58	0-0,7/0 22:12
Nov 5	@ OTT	MIN	MIN	MIN	0-0,1/0 10:24	0-0,0/0 20:35	0-0,3/1 15:46	0-0,5/0 22:12
Nov 7	@ BOS	MIN	MIN	MIN	0-0,1/0 10:02	0-0,2/-1 23:34	0-0,1/0 16:34	0-0,3/0 21:18
Nov 9	vs. OTT	MIN	MIN	MIN	1-0,1/1 08:31	0-0,2/0 17:16	0-0,2/0 17:16	DND
Nov 11	vs. NJD	MIN	MIN	MIN	0-0,1/0 07:34	INJ	0-0,4/-1 14:57	0-1,3/0 15:41
Nov 12	@ NJD	MIN	MIN	MIN	0-0,0/0 09:17	INJ	1-0,2/0 16:44	DND
Nov 15	@ STL	MIN	MIN	0-0,1/-1 10:59	0-0,1/0 08:29	INJ	0-0,3/-1 17:56	DND
Nov 17	vs. TBL	MIN	MIN	0-0,1/0 11:57	0-0,1/-1 08:23	INJ	0-0,3/0 16:45	DND
Nov 19	vs. PIT	MIN	MIN	MIN	MIN	INJ	0-0,2/0 20:09	DND
Nov 21	vs. CGY	MIN	MIN	MIN	MIN	INJ	1-0,2/1 14:06	DND
Nov 23	vs. DET	MIN	MIN	MIN	MIN	INJ	0-0,1/0 14:57	0-0,5/-1 22:48
Nov 25	@ WSH	MIN	MIN	MIN	MIN	INJ	0-0,1/-1 12:32	0-0,5/0 23:53
Nov 29	@ OTT	MIN	MIN	MIN	MIN	INJ	0-0,0/2 11:39	2-1(W),4/1 21:32
Dec 1	vs. NYR	MIN	MIN	MIN	MIN	INJ	0-1,1/2 15:45	0-0,2/-1 20:23
Dec 3	vs. BOS	MIN	MIN	MIN	MIN	INJ	0-0,0/-1 15:10	0-0,3/0 21:11
Dec 5	@ WSH	MIN	MIN	MIN	MIN	INJ	0-0,1/-1 13:14	0-1,6/1 22:48
Dec 6	vs. EDM	MIN	MIN	MIN	MIN	INJ	0-1,0/1 13:13	0-2,1/0 23:35
Dec 9	vs. WSH	MIN	MIN	MIN	MIN	0-0,0/-2 18:23	0-0,3/-1 14:08	0-1,3/-1 24:19
Dec 13	vs. LAK	MIN	MIN	MIN	MIN	0-0,2/1 23:45	0-0,0/1 17:38	1-0,3/0 17:08
Dec 16	vs. NYI	MIN	MIN	MIN	MIN	0-0,1/-1 20:40	0-0,0/1 16:35	0-0,4/1 20:22
Dec 17	@ CAR	MIN	MIN	MIN	MIN	0-0,3/-1 23:07	0-1,0/1 15:00	0-0,1/0 20:29
Dec 20	@ FLA	MIN	MIN	MIN	MIN	0-0,3/-1 24:55	0-0,1/1 12:34	0-1,1/1 21:16
Dec 22	vs. CAR	MIN	MIN	MIN	MIN	0-0,1/0 22:10	0-1,0/1 16:05	0-0,1/-1 20:33
Dec 23	@ NYI	MIN	MIN	MIN	MIN	0-0,3/-2 19:48	0-0,2/-1 15:01	0-0,3/-1 18:02
Dec 27	@ DET	MIN	MIN	MIN	MIN	0-1,1/0 22:33	0-1,0/1 14:53	INJ
Dec 29	vs. BOS	MIN	MIN	MIN	MIN	INJ	1-0,1/1 15:29	INJ
Dec 31	@ BOS	MIN	MIN	MIN	MIN	INJ	0-0,1/-1 16:32	INJ
Jan 3	@ NYR	MIN	MIN	MIN	MIN	INJ	0-0,1/-1 16:46	INJ
Jan 5	@ CHI	MIN	MIN	MIN	MIN	INJ	1-0,2/1 18:50	0-2,1/0 19:43
Jan 7	vs. WPG	MIN	MIN	MIN	MIN	INJ	1-0,3/0 15:00	1-1,3/2 24:03
Jan 10	vs. PHI	MIN	MIN	MIN	MIN	INJ	1-0,3/1 15:26	0-2,1/3 22:38
Jan 12	@ TBL	MIN	MIN	MIN	MIN	INJ	0-0,0/-1 14:00	0-0,3/-1 22:24
Jan 13	@ CAR	MIN	MIN	MIN	MIN	INJ	0-0,2/-1 17:25	0-1,2/0 19:23
Jan 16	vs. DAL	MIN	MIN	MIN	MIN	INJ	0-0,1/1 18:42	0-0,2/0 20:13
Jan 17	@ TOR	MIN	MIN	MIN	MIN	INJ	0-0,0/-1 17:52	0-0,4/0 22:08
Jan 20	vs. DET	MIN	MIN	MIN	MIN	INJ	0-0,1/-1 16:29	1-1,4/1 22:53
Jan 21	@ MTL	MIN	MIN	MIN	MIN	INJ	0-0,1/-1 15:01	0-2,2/1 22:39
Jan 24	@ NSH	MIN	MIN	MIN	MIN	0-0,0/0 24:11	0-0,2/1 15:57	0-0,3/0 24:16
Jan 26	@ DAL	MIN	MIN	MIN	MIN	0-0,0/1 25:32	0-0,1/0 18:15	0-0,0/0 21:40
Jan 31	@ MTL	MIN	MIN	MIN	MIN	1-0,2/1 22:47	0-0,2/3 15:12	0-0,1/0 21:04
Feb 2	vs. NYR	MIN	MIN	MIN	MIN	0-0,3/0 27:04	0-0,0/0 17:15	0-1,3/1 23:19
Feb 4	vs. OTT	MIN	MIN	MIN	MIN	0-0,1/1 25:23	1-0,1/1 15:02	1-0,4/2 20:13
Feb 6	@ NJD	MIN	MIN	MIN	MIN	0-0,1/0 19:38	0-0,1/0 15:39	0-0,1/1 20:38
Feb 7	vs. SJS	MIN	MIN	MIN	MIN	0-0,1/-1 22:35	0-0,0/0 15:48	1-1,3/-1 21:07
Feb 9	vs. ANA	MIN	MIN	MIN	MIN	0-0,1/-1 25:16	0-0,0/0 17:10	0-1,2/-2 22:56
Feb 11	@ TOR	MIN	MIN	0-0,0/0 11:50	MIN	0-0,0/0 24:13	0-0,3/0 15:28	0-0,0/0 21:15
Feb 12	vs. VAN	MIN	MIN	0-1,3/1 11:12	MIN	0-0,0/0 20:06	0-0,1/1 13:23	0-1,2/0 22:47
Feb 14	@ OTT	MIN	MIN	0-0,0/-1 12:07	MIN	0-0,0/0 20:39	0-0,1/-1 14:30	1-0,4/1 21:49
Feb 16	vs. COL	MIN	MIN	0-1,3/1 15:47	MIN	0-0,1/0 21:02	0-0,1/0 16:25	0-1,1/0 22:01
Feb 18	vs. STL	MIN	MIN	0-0,0/0 12:27	1-1,1/1 11:52	0-0,1/-1 18:15	0-0,1/0 11:07	1-0,5/-1 23:38
Feb 19	vs. CHI	MIN	MIN	0-0,3/-1 18:49	0-0,3/-1 13:08	0-0,0/3 17:28	0-0,1/-1 15:16	0-0,4/-1 19:10
Feb 25	@ COL	MIN	MIN	1-0,1/1 08:46	MIN	0-0,0/-1 18:47	1-0,4/0 12:11	0-0,2/-2 19:34
Feb 26	@ ARI	MIN	MIN	1-0,4/1 08:46	MIN	0-0,0/-1 19:07	0-0,1/-1 15:24	0-0,1/0 22:02
Feb 28	vs. NSH	MIN	MIN	0-0,1/0 13:05	MIN	0-0,0/0 17:42	0-0,0/-1 16:32	0-1,1/0 22:13
Mar 2	vs. ARI	MIN	MIN	0-0,3/0 13:03	MIN	0-0,2/-2 17:37	2-0,5/2 17:40	1-2,1/1 20:32
Mar 4	vs. TBL	MIN	MIN	0-0,2/-1 14:03	MIN	0-0,0/0 05:39	0-0,1/0 16:04	1-0,5/0 23:08
Mar 5	@ PIT	MIN	MIN	0-0,1/0 11:38	MIN	DND	0-1,1/2 16:09	1-0,7/0 25:32
Mar 7	vs. PHI	MIN	MIN	0-0,0/0 14:43	MIN	DND	0-0,0/3 15:17	0-1,2/-2 18:53
Mar 10	@ CBJ	MIN	MIN	1-0,2/1 10:59	MIN	DND	0-1,0/1 14:52	0-0,2/-2 21:57
Mar 11	vs. CBJ	MIN	MIN	0-0,0/0 11:09	MIN	DND	0-0,0/0 13:01	0-1,2/1 22:21
Mar 14	@ SJS	MIN	MIN	0-0,2/0 13:17	MIN	DND	0-0,0/0 14:49	0-0,2/0 20:19
Mar 16	@ LAK	MIN	MIN	0-0,5/-1 14:49	MIN	DND	0-0,1/0 10:58	0-0,0/-2 20:25
Mar 17	@ ANA	MIN	MIN	0-0,5/0 15:31	MIN	DND	0-0,0/0 14:50	1-0,3/1 22:04
Mar 20	@ DET	0-0,3/0 15:37	MIN	0-0,2/0 13:02	MIN	DND	0-0,2/0 13:04	0-1,2/-1 22:45
Mar 21	vs. PIT	0-0,1/-1 19:00	MIN	0-0,1/-1 13:13	MIN	DND	0-1,0/1 11:30	0-0,1/0 20:35
Mar 25	vs. TOR	0-0,0/2 16:16	MIN	0-0,2/-1 13:34	MIN	1-1,2/-2 23:55	0-0,0/1 14:16	1-1,4/1 20:06
Mar 27	vs. FLA	0-0,3/-1 15:16	MIN	0-0,0/-1 14:18	MIN	0-1,0/0 24:28	1-0,1/1 18:31	1-0,4/0 19:59
Mar 28	@ CBJ	0-0,1/0 14:18	MIN	1-0,5/2 13:57	MIN	0-0,1/2 25:35	0-0,2/-1 15:40	0-1,3/-1 22:08
Apr 2	vs. NYI	MIN	MIN	0-0,1/-1 11:56	MIN	0-0,1/2 20:58	0-0,1/0 14:17	0-0,1/1 21:35
Apr 3	vs. TOR	MIN	0-0,0/0 14:28	0-0,1/0 13:10	MIN	0-0,1/-1 27:21	0-0,0/1 15:39	1-0,1/-1 19:23
Apr 5	vs. MTL	MIN	0-0,2/0 11:28	0-0,1/0 14:09	MIN	0-0,1/0 22:43	0-0,2/1 10:25	0-1,1/1 19:44
Apr 8	@ FLA	MIN	0-0,2/0 11:58	0-0,1/0 12:18	MIN	0-0,1/0 21:52	DND	0-0,3/-1 19:17
Apr 9	@ TBL	MIN	0-1,0/2 11:25	0-0,0/-1 13:11	MIN	0-0,2/-2 23:12	DND	0-1,1/0 17:08

PLAYER GAME-BY-GAME

DATE	OPPONENT	NILSSON #31	ULLMARK #35	LEHNER #40
Oct 13	vs. MTL	DNP	MIN	4/24 L 57:56
Oct 16	@ EDM	DNP	MIN	2/33 W 60:00
Oct 18	@ CGY	DNP	MIN	4/34 O 62:08
Oct 20	@ VAN	DNP	MIN	2/20 L 58:46
Oct 25	@ PHI	3/41 O 64:44	DNP	DND
Oct 27	vs. MIN	3/21 L 59:30	DNP	DND
Oct 29	vs. FLA	0/33 W 59:58	MIN	DNP
Oct 30	@ WPG	DNP	MIN	1/38 W 60:00
Nov 1	@ MIN	DNP	MIN	1/28 W 60:00
Nov 3	vs. TOR	DNP	MIN	2/29 L 58:32
Nov 5	@ OTT	DNP	MIN	1/33 W 60:00
Nov 7	@ BOS	DNP	MIN	4/42 L 60:00
Nov 9	vs. OTT	DNP	MIN	1/29 O 65:00
Nov 11	vs. NJD	2/43 O 60:29	MIN	DNP
Nov 12	@ NJD	DNP	MIN	4/27 L 60:00
Nov 15	@ STL	DNP	MIN	3/30 L 59:47
Nov 17	vs. TBL	DNP	MIN	4/38 L 59:49
Nov 19	vs. PIT	1/47 W 65:00	MIN	DNP
Nov 21	vs. CGY	DNP	MIN	2/31 W 59:51
Nov 23	vs. DET	DNP	MIN	1/24 O 65:00
Nov 25	@ WSH	3/32 L 58:17	MIN	DNP
Nov 29	@ OTT	3/29 W 41:59	MIN	1/6 L 17:48
Dec 1	vs. NYR	3/25 W 60:00	DNP	DND
Dec 3	vs. BOS	DNP	MIN	2/33 L 58:52
Dec 5	@ WSH	DNP	MIN	3/33 O 62:09
Dec 6	vs. EDM	3/37 W 60:03	MIN	DNP
Dec 9	vs. WSH	DNP	MIN	3/28 L 58:48
Dec 13	vs. LAK	DNP	MIN	3/33 W 60:00
Dec 16	vs. NYI	DNP	MIN	2/35 W 60:34
Dec 17	@ CAR	1/22 O 65:00	MIN	DNP
Dec 20	@ FLA	DNP	MIN	3/39 O 65:00
Dec 22	vs. CAR	DNP	MIN	2/33 L 58:52
Dec 23	@ NYI	5/32 L 60:00	MIN	DNP
Dec 27	@ DET	DNP	MIN	3/43 W 60:00
Dec 29	vs. BOS	DNP	MIN	3/37 L 59:22
Dec 31	@ BOS	DNP	MIN	3/28 L 58:52
Jan 3	@ NYR	1/25 W 59:55	MIN	DNP
Jan 5	@ CHI	4/43 O 60:50	MIN	DNP
Jan 7	vs. WPG	DNP	MIN	3/35 W 60:00
Jan 10	vs. PHI	1/40 W 60:00	DNP	DND
Jan 12	@ TBL	3/28 L 59:19	DNP	DND
Jan 13	@ CAR	5/38 L 60:00	DNP	DND
Jan 16	vs. DAL	DNP	MIN	1/32 W 60:00
Jan 17	@ TOR	1/16 L 28:46	MIN	3/16 29:45
Jan 20	vs. DET	2/34 W 64:34	MIN	DNP
Jan 21	@ MTL	DNP	MIN	2/38 W 61:48
Jan 24	@ NSH	DNP	MIN	4/39 W 62:19
Jan 26	@ DAL	4/37 L 59:32	MIN	DNP
Jan 31	@ MTL	DNP	MIN	5/35 L 60:00
Feb 2	vs. NYR	DNP	MIN	2/44 O 63:56
Feb 4	vs. OTT	DNP	MIN	0/37 W 60:00
Feb 6	@ NJD	DNP	MIN	2/39 L 58:10
Feb 7	vs. SJS	4/40 W 61:05	MIN	DNP
Feb 9	vs. ANA	DNP	MIN	4/43 L 59:35
Feb 11	@ TOR	DNP	MIN	1/44 W 60:00
Feb 12	vs. VAN	DNP	MIN	4/31 L 57:51
Feb 14	@ OTT	DNP	MIN	2/41 W 60:00
Feb 16	vs. COL	DNP	MIN	0/23 W 60:00
Feb 18	vs. STL	DNP	MIN	2/39 W 60:00
Feb 19	vs. CHI	DNP	MIN	5/37 L 59:58
Feb 25	@ COL	DNP	MIN	4/29 L 58:24
Feb 26	@ ARI	3/29 L 59:41	DNP	DND
Feb 28	vs. NSH	DNP	DND	5/41 O 62:45
Mar 2	vs. ARI	DNP	MIN	3/22 W 60:00
Mar 4	vs. TBL	DNP	MIN	1/32 O 64:59
Mar 5	@ PIT	4/45 L 59:07	MIN	DNP
Mar 7	vs. PHI	DNP	MIN	6/30 L 59:38
Mar 10	@ CBJ	DNP	MIN	4/39 L 58:25
Mar 11	vs. CBJ	3/12 19:48	MIN	0/24 W 39:30
Mar 14	@ SJS	DNP	MIN	4/41 L 60:00
Mar 16	@ LAK	DNP	MIN	2/36 L 58:23
Mar 17	@ ANA	1/40 W 64:32	MIN	DNP
Mar 20	@ DET	DNP	MIN	1/35 W 59:58
Mar 21	vs. PIT	DNP	MIN	3/34 L 59:28
Mar 25	vs. TOR	DNP	MIN	2/34 W 60:00
Mar 27	vs. FLA	DNP	MIN	2/32 W 60:00
Mar 28	@ CBJ	2/28 L 58:06	MIN	DNP
Apr 2	vs. NYI	DNP	MIN	4/26 L 58:21
Apr 3	vs. TOR	1/40 54:00	MIN	3/5 L 05:09
Apr 5	vs. MTL	DND	DNP	1/32 W 60:00
Apr 8	@ FLA	DND	DNP	3/37 L 60:00
Apr 9	@ TBL	DND	3/36 L 58:44	DNP

MILESTONES

BRADY AUSTIN

1st NHL game ... Mar. 20 at Detroit

JUSTIN BAILEY

1st NHL point (goal) ... Jan. 3 at NY Rangers

1st NHL assist ... Feb. 9 vs. Anaheim

NICHOLAS BAPTISTE

1st NHL game ... Oct. 18 at Calgary

1st NHL point (goal) ... Oct. 20 at Vancouver

1st NHL assist ... Feb. 18 vs. St. Louis

ZACH BOGOSIAN

500th NHL game ... Jan. 13 at Carolina

ERIK BURGDOERFER

1st NHL game ... Dec. 5 at Washington

WILLIAM CARRIER

1st NHL game ... Nov. 5 at Ottawa

1st NHL point (goal) ... Nov. 19 vs. Pittsburgh

1st NHL assist ... Dec. 5 at Washington

NICOLAS DESLAURIERS

200th NHL game ... Feb. 19 vs. Chicago

JACK EICHEL

100th NHL game ... Jan. 10 vs. Philadelphia

100th NHL point ... March 7 vs. Philadelphia

TYLER ENNIS

400th NHL game ... Feb. 28 vs. Nashville

JUSTIN FALK

200th NHL game ... Jan. 20 vs. Detroit

MARCUS FOLIGNO

100th NHL point ... Dec. 1 vs. NY Rangers

300th NHL game ... Dec. 23 at NYI

CODY FRANSON

500th NHL game ... Jan. 17 at Toronto

200th NHL point ... Jan. 31 at Montreal

BRIAN GIONTA

1,000th NHL game ... March 27 vs. Florida

JOSH GORGES

700th NHL game ... Nov. 17 vs. Tampa Bay

BRENDAN GUHLE

1st NHL game ... Dec. 3 vs. Boston

EVANDER KANE

300th NHL point ... April 9 at Tampa Bay

DMITRY KULIKOV

500th NHL game ... March 25 vs. Toronto

SEAN MALONE

1st NHL game ... April 8 at Florida

JAKE MCCABE

100th NHL game ... Nov. 11 vs. New Jersey

MATT MOULSON

600th NHL game ... Jan. 20 vs. Detroit

ALEX NYLANDER

1st NHL game ... April 3 vs. Toronto

1st NHL point (assist) ... April 9 at Tampa Bay

KYLE OKPOSO

400th NHL point ... Jan. 24 at Nashville

RYAN O'REILLY

500th NHL game ... Oct. 16 at Edmonton

200th NHL assist ... Nov. 11 vs. New Jersey

SAM REINHART

100th NHL game ... Nov. 7 at Boston

RASMUS RISTOLAINEN

200th NHL game ... Oct. 27 vs. Minnesota

100th NHL point ... Feb. 18 vs. St. Louis

COLE SCHNEIDER

1st NHL point (assist) ... Nov. 9 vs. Ottawa

C.J. SMITH

1st NHL game ... April 2 vs. NY Islanders

1st NHL point (assist) ... April 2 vs. NY Islanders

REGULAR-SEASON HIGHS & LOWS

TEAM SCORING

Most Goals Scored - Game	6	(3x), Last: 3/2 vs. ARI
Most Goals Scored - Period	4	12/13 vs. LAK (2nd)
Most Goals Allowed - Game	6	3/7 vs. PHI
Most Goals Allowed - Period	4	2/9 vs. ANA (3rd)
Largest Margin of Victory	4	(2x), Last: 2/4 vs. OTT
Largest Margin of Defeat	4	(4x), Last: 2/19 vs. CHI
Most Power Play Goals - Game	3	(4x), Last: 11/29 at OTT
Most Power Play Opportunities - Game	6	(4x), Last: 2/18 vs. STL
Most Power Play Goals Against - Game	3	(3x), Last: 1/31 at MTL
Most Power Play Opportunities Against - Game	8	11/7 at BOS

SHOOTING

Most Shots Taken - Game	49	3/5 at PIT
Most Shots Taken - Period	21	3/5 at PIT (1st)
Fewest Shots Taken - Game	19	1/3 at NYR
Fewest Shots Taken - Period	2	(2x), Last: 4/3 vs. TOR (1st)
Most Shots Allowed - Game	47	11/19 vs. PIT
Most Shots Allowed - Period	20	(3x), Last: 3/14 at SJS (1st)
Fewest Shots Allowed - Game	20	10/20 at VAN
Fewest Shots Allowed - Period	2	1/26 at DAL (3rd)
Margin of Shots on Goal Favoring the Sabres - Game	19	3/2 vs. ARI
Margin of Shots on Goal Favoring the Sabres - Period	15	10/27 vs. MIN (2nd)
Margin of Shots on Goal Favoring the Opponent - Game	23	(2x), Last: 4/3 vs. TOR
Margin of Shots on Goal Favoring the Opponent - Period	16	(2x), Last: 4/3 vs. TOR (1st)

PENALTY MINUTES

Most Penalty Minutes - Game	34	3/11 vs. CBJ
Fewest Penalty Minutes - Game	0	(2x), Last: 2/16 vs. COL
Most Opponent Penalty Minutes - Game	29	12/29 vs. BOS
Fewest Opponent Penalty Minutes - Game	0	(2x), Last: 4/5 vs. MTL

TEAM STREAKS

Longest Winning Streak	3	(3x), Last: 2/14 at OTT to 2/18 vs. STL
Longest Home Winning Streak	4	1/7 vs. WPG to 1/20 vs. DET
Longest Road Winning Streak	3	10/30 at WPG to 11/5 at OTT
Longest (Regulation) Losing Streak	3	(4x), Last: 3/28 at CBJ to 4/3 vs. TOR
Longest Home (Regulation) Losing Streak	2	(5x), Last: 4/2 vs. NYI to 4/3 vs. TOR
Longest Road (Regulation) Losing Streak	6	2/25 at COL to 3/16 at LAK
Longest Unbeaten (Points) Streak	4	(2x), Last: 1/3 at NYR to 1/10 vs. PHI (3-0-1)
Longest Home Unbeaten (Points) Streak	7	1/7 vs. WPG to 2/7 vs. SJS (6-0-1)
Longest Road Unbeaten (Points) Streak	4	(2x), Last: 11/29 at OTT to 12/20 at FLA (1-0-3)
Longest Winless Streak	6	11/7 at BOS to 11/17 vs. TBL (0-4-2)
Longest Home Winless Streak	4	11/3 vs. TOR to 11/17 vs. TBL (0-2-2)
Longest Road Winless Streak	6	2/25 at COL to 3/16 at LAK (0-6-0)

REGULAR-SEASON HIGHS & LOWS

INDIVIDUAL HIGHS FOR A GAME

Most Goals	2	(16x), Last: Jack Eichel, 3/25 vs. TOR
Most Assists	3	(3x), Last: Jack Eichel, 2/11 at TOR
Most Points	4	Ryan O'Reilly, 10/16 at EDM
Most Penalty Minutes	16	Evander Kane, 1/12 at TBL
Most Shots	11	Evander Kane, 3/5 at PIT
Most Goals by Opponent	3	(2x), Last: Max Pacioretty, 1/31 at MTL
Most Assists by Opponent	3	Jaromir Jagr, 12/20 at FLA
Most Points by Opponent	4	Mike Hoffman, 11/29 at OTT
Most Penalty Minutes by Opponent	18	Dustin Byfuglien, 1/7 vs. WPG
Most Shots by Opponent	9	Sidney Crosby, 3/5 at PIT

INDIVIDUAL STREAKS

Consecutive Games with Goals	3	Marcus Foligno, 1/5 at CHI to 1/10 vs. PHI
Consecutive Games with Assists	9	Jack Eichel, 2/14 at OTT to 3/5 at PIT
Consecutive Games with Points	11	Jack Eichel, 2/14 at OTT to 3/7 vs. PHI

OCTOBER 2016

OCT. 15	Recalled NICHOLAS BAPTISTE from Rochester; Placed JACK EICHEL on IR
OCT. 21	Assigned NICHOLAS BAPTISTE , HUDSON FASCHING and CASEY NELSON to Rochester
OCT. 23	Recalled HUDSON FASCHING and CASEY NELSON from Rochester
OCT. 24	Recalled LINUS ULLMARK from Rochester
OCT. 29	Assigned LINUS ULLMARK to Rochester
OCT. 30	Recalled NICHOLAS BAPTISTE from Rochester

NOVEMBER 2016

NOV. 1	Recalled JUSTIN BAILEY from Rochester; Placed EVANDER KANE on IR (retroactive to Oct. 13)
NOV. 2	Assigned JUSTIN BAILEY and NICHOLAS BAPTISTE to Rochester
NOV. 3	Recalled JUSTIN BAILEY and NICHOLAS BAPTISTE from Rochester
NOV. 4	Recalled WILLIAM CARRIER from Rochester; Assigned JUSTIN BAILEY to Rochester
NOV. 9	Recalled COLE SCHNEIDER from Rochester; Assigned HUDSON FASCHING to Rochester; Activated EVANDER KANE from IR; Placed NICOLAS DESLAURIERS on IR (retroactive to Oct. 29)
NOV. 11	Recalled JUSTIN FALK from Rochester; Placed TYLER ENNIS on IR (retroactive to Nov. 7)
NOV. 12	Assigned NICHOLAS BAPTISTE , JUSTIN FALK and COLE SCHNEIDER to Rochester
NOV. 14	Recalled NICHOLAS BAPTISTE , JUSTIN FALK and EVAN RODRIGUES from Rochester
NOV. 16	Assigned CASEY NELSON to Rochester
NOV. 17	Recalled TAYLOR FEDUN from Rochester
NOV. 18	Assigned NICHOLAS BAPTISTE and EVAN RODRIGUES to Rochester
NOV. 19	Recalled CAL O'REILLY and COLE SCHNEIDER from Rochester
NOV. 25	Assigned WILLIAM CARRIER , CAL O'REILLY and COLE SCHNEIDER to Rochester
NOV. 27	Recalled WILLIAM CARRIER from Rochester
NOV. 29	Activated JACK EICHEL from IR

DECEMBER 2016

DEC. 1	Recalled LINUS ULLMARK from Rochester
DEC. 2	Recalled BRENDAN GUHLE from Prince George (WHL) on an emergency basis; Assigned LINUS ULLMARK to Rochester
DEC. 5	Recalled ERIK BURGDOERFER from Rochester; Placed DMITRY KULIKOV on IR (retroactive to Nov. 9)
DEC. 8	Assigned ERIK BURGDOERFER to Rochester
DEC. 9	Activated NICOLAS DESLAURIERS and DMITRY KULIKOV from IR; Assigned BRENDAN GUHLE to Prince George (WHL)
DEC. 13	Placed TAYLOR FEDUN on IR (retroactive to Dec. 3)
DEC. 17	Activated TAYLOR FEDUN from IR; Assigned FEDUN to Rochester
DEC. 30	Recalled JUSTIN BAILEY from Rochester

JANUARY 2017

JAN. 3	Recalled TAYLOR FEDUN from Rochester; Placed RYAN O'REILLY on IR (retroactive to Dec. 25)
JAN. 5	Activated RYAN O'REILLY from IR; Placed DMITRY KULIKOV on IR (retroactive to Dec. 27)
JAN. 10	Recalled LINUS ULLMARK from Rochester; Placed JOHAN LARSSON on IR (retroactive to Dec. 31); Placed DEREK GRANT on waivers
JAN. 11	Lost DEREK GRANT on waivers to Nashville
JAN. 14	Assigned JUSTIN BAILEY and LINUS ULLMARK to Rochester
JAN. 16	Recalled CAL O'REILLY from Rochester; Activated TYLER ENNIS from IR
JAN. 19	Recalled LINUS ULLMARK from Rochester
JAN. 20	Assigned LINUS ULLMARK to Rochester
JAN. 21	Recalled CASEY NELSON from Rochester
JAN. 24	Activated DMITRY KULIKOV from IR; Placed JOSH GORGES on IR (retroactive to Jan. 5)
JAN. 27	Assigned CASEY NELSON to Rochester

FEBRUARY 2017

FEB. 4	Activated JOSH GORGES ; Recalled JUSTIN BAILEY from Rochester; Assigned CAL O'REILLY to Rochester
FEB. 6	Signed JUSTIN FALK to a one-year contract extension worth \$650,000
FEB. 6	Claimed DEREK GRANT off waivers from Nashville; Assigned GRANT to Rochester

FEBRUARY 2017

- FEB. 9** Recalled **DEREK GRANT** and **EVAN RODRIGUES** from Rochester; Placed **WILLIAM CARRIER** and **ZACH BOGOSIAN** on IR (retroactive to Feb. 2)
- FEB. 10** Assigned **EVAN RODRIGUES** to Rochester
- FEB. 11** Recalled **EVAN RODRIGUES** from Rochester
- FEB. 12** Activated **ZACH BOGOSIAN** from IR; Placed **ZEMGUS GIRGENSONS** on IR (retroactive to Feb. 7)
- FEB. 18** Recalled **NICHOLAS BAPTISTE** from Rochester; Placed **DEREK GRANT** on IR (retroactive to Feb. 16)
- FEB. 19** Assigned **TAYLOR FEDUN** to Rochester; Activated **ZEMGUS GIRGENSONS** from IR
- FEB. 20** Assigned **JUSTIN BAILEY**, **NICHOLAS BAPTISTE** and **EVAN RODRIGUES** to Rochester
- FEB. 24** Recalled **JUSTIN BAILEY** and **EVAN RODRIGUES** from Rochester; Activated **DEREK GRANT** from IR; assigned **GRANT** to Rochester
- FEB. 26** Recalled **LINUS ULLMARK** from Rochester
- FEB. 28** Acquired **MAT BODIE** from NY Rangers in exchange for **DANIEL CATENACCI**

MARCH 2017

- MAR. 1** Assigned **LINUS ULLMARK** to Rochester
- MAR. 8** Assigned **CAL O'REILLY** to the Toronto Marlies (AHL)
- MAR. 13** Recalled **HUDSON FASCHING** from Rochester
- MAR. 16** Recalled **TAYLOR FEDUN** from Rochester on an emergency basis
- MAR. 20** Recalled **BRADY AUSTIN** and **CASEY NELSON** from Rochester on an emergency basis
- MAR. 22** Assigned **JUSTIN BAILEY**, **BRADY AUSTIN** and **CASEY NELSON** to Rochester
- MAR. 25** Recalled **BRADY AUSTIN** from Rochester on an emergency basis; Activated **WILLIAM CARRIER** from IR; Assigned **HUDSON FASCHING** to Rochester
- MAR. 30** Signed **C.J. SMITH** to a two-year, entry-level contract; Assigned **BRADY AUSTIN** to Rochester

MARCH 2017

- MAR. 1** Assigned **LINUS ULLMARK** to Rochester
- MAR. 8** Assigned **CAL O'REILLY** to the Toronto Marlies (AHL)
- MAR. 13** Recalled **HUDSON FASCHING** from Rochester
- MAR. 16** Recalled **TAYLOR FEDUN** from Rochester on an emergency basis
- MAR. 20** Recalled **BRADY AUSTIN** and **CASEY NELSON** from Rochester on an emergency basis
- MAR. 22** Assigned **JUSTIN BAILEY**, **BRADY AUSTIN** and **CASEY NELSON** to Rochester
- MAR. 25** Recalled **BRADY AUSTIN** from Rochester on an emergency basis; Activated **WILLIAM CARRIER** from IR; Assigned **HUDSON FASCHING** to Rochester
- MAR. 30** Signed **C.J. SMITH** to a two-year, entry-level contract; Assigned **BRADY AUSTIN** to Rochester

APRIL 2017

- APR. 3** Recalled **ALEXANDER NYLANDER** from Rochester
- APR. 5** Recalled **LINUS ULLMARK** from Rochester on an emergency basis
- APR. 6** Assigned **LINUS ULLMARK** to Rochester
- APR. 7** Recalled **LINUS ULLMARK** from Rochester on an emergency basis
- APR. 8** Signed **SEAN MALONE** to a two-year, entry-level contract

MAN GAMES LOST


PLAYER	TOTAL NUMBER OF GAMES LOST	INJURY	DATE	NUMBER OF GAMES
Bailey, Justin	1	Undisclosed	March 16	1 game
Bogosian, Zach	26	MCL Sprain Rib	Nov. 3 – Dec. 16 Feb. 4 – Feb. 12	20 games 6 games
Carrier, William	27	Hand Illness Knee	Dec. 31 Jan. 5 – Jan. 10 Feb. 4 – March 21	1 game 2 games 24 games
Deslauriers, Nicolas	19	Knee	Oct. 30 – Dec. 6	19 games
Eichel, Jack	21	High Ankle Sprain	Oct. 30 – Nov. 25	21 games
Ennis, Tyler	30	Groin	Nov. 9 – Jan. 13	30 games
Falk, Justin	4	Calf	March 16 – March 21	4 games
Fasching, Hudson	4	Groin	Nov. 1 – Nov. 7	4 games
Fedun, Taylor	15	Shoulder Foot	Dec. 5 – Dec. 16 March 20 – April 9	5 games 10 games
Foligno, Marcus	2	Knee	April 8 – April 9	2 games
Franson, Cody	12	Undisclosed Foot Undisclosed	Dec. 22 – Dec. 27 Feb. 11 – Feb. 16 March 20 – March 28	3 games 4 games 5 games
Girgensons, Zemgus	7	Middle Body	Feb. 9 – Feb. 19	7 games
Gorges, Josh	16	Foot Hip Hip	Dec. 3 – Dec. 6 Jan. 3 Jan. 7 – Feb. 4	3 games 1 game 12 games
Grant, Derek	3	Illness Shoulder	Dec. 9 Feb. 18 – Feb. 19	1 game 2 games
Kane, Evander	12	Cracked Ribs Illness	Oct. 16 – Nov. 7 Feb. 14	11 games 1 game
Kulikov, Dmitry	35	Tailbone Lower Back Lower Back Upper Body	Oct. 13 Nov. 11 – Dec. 6 Dec. 29 – Jan. 21 March 5 – March 21	1 game 13 games 12 games 9 games
Larsson, Johan	46	Wrist	Jan. 3 – April 9	46 games
Lehner, Robin	7	Illness Hip Illness Neck	Oct. 25 – Oct. 27 Dec. 1 Jan. 10 – Jan. 13 Feb. 26	2 games 1 game 3 games 1 game

MAN GAMES LOST


PLAYER	TOTAL NUMBER OF GAMES LOST	INJURY	DATE	NUMBER OF GAMES
McCabe, Jake	5	Shoulder	Jan. 21 – Feb. 4	5 games
McCormick, Cody	82	Blood Clots	Oct. 13 – April 9	82 games
Nilsson, Anders	3	Undisclosed	April 5 – April 9	3 games
Okposo, Kyle	17	Bruised Knee	Oct. 13	1 game
		Ribs	March 4 – March 21	10 games
		Illness	March 28 – April 9	6 games
O'Reilly, Ryan	10	Middle Body	Nov. 9	1 game
		Oblique	Nov. 12 – Nov. 21	5 games
		Appendix	Dec. 27 – Jan. 3	4 games
Reinhart, Sam	2	Illness	Feb. 18 – Feb. 19	2 games

Total**406 man games lost**

MTL 4 @ BUF 1 THURSDAY | OCTOBER 13

 **Goals:** Moulson
Goalie: Lehner (20 saves/24 shots)
Special Teams: PP: 1/5; PK: 2/2
Shots: Buffalo 31 – Montreal 24
TOI Leader: Ristolainen (23:17)
Man Games Lost: 4


FLA 0 @ BUF 3 SATURDAY | OCTOBER 29

 **Goals:** Larsson, Okposo, Reinhart
Goalie: Nilsson (33 saves/33 shots)
Special Teams: PP: 2/4; PK: 4/4
Shots: Florida 33 – Buffalo 25
TOI Leader: Ristolainen (24:02)
Man Games Lost: 24

BUF 6 @ EDM 2 SUNDAY | OCTOBER 16

 **Goals:** R. O'Reilly (2), Gionta (2), Okposo, Moulson
Goalie: Lehner (31 saves/33 shots)
Special Teams: PP: 2/6; PK: 1/1
Shots: Edmonton 33 – Buffalo 24
TOI Leader: Ristolainen (26:43)
Man Games Lost: 7


BUF 3 @ WPG 1 SUNDAY | OCTOBER 30

 **Goals:** Okposo (2), Gionta
Goalie: Lehner (37 saves/38 shots)
Special Teams: PP: 0/1; PK: 6/6
Shots: Winnipeg 38 – Buffalo 28
TOI Leader: Ristolainen (26:23)
Man Games Lost: 28


BUF 3 @ CGY 4 TUESDAY | OCTOBER 18 (OT)

 **Goals:** Girgensons, R. O'Reilly, Foligno
Goalie: Lehner (30 saves/34 shots)
Special Teams: PP: 1/5; PK: 6/6
Shots: Calgary 34 – Buffalo 21
TOI Leader: Ristolainen (26:04)
Man Games Lost: 10


BUF 2 @ MIN 1 TUESDAY | NOVEMBER 1

 **Goals:** R. O'Reilly, Larsson
Goalie: Lehner (27 saves/28 shots)
Special Teams: PP: 0/1; PK: 0/1
Shots: Minnesota 28 – Buffalo 24
TOI Leader: Kulikov (27:40)
Man Games Lost: 33


BUF 1 @ VAN 2 THURSDAY | OCTOBER 20

 **Goals:** Baptiste
Goalie: Lehner (18 saves/20 shots)
Special Teams: PP: 0/5; PK: 4/5
Shots: Buffalo 27 – Vancouver 20
TOI Leader: R. O'Reilly (25:23)
Man Games Lost: 13


TOR 2 @ BUF 1 THURSDAY | NOVEMBER 3

 **Goals:** Foligno
Goalie: Lehner (27 saves/29 shots)
Special Teams: PP: 0/2; PK: 0/0
Shots: Buffalo 43 – Toronto 29
TOI Leader: Ristolainen (25:29)
Man Games Lost: 39

BUF 3 @ PHI 4 WEDNESDAY | OCTOBER 25 (SO)

 **Goals:** Moulson (2), Ennis
Goalie: Nilsson (38 saves/41 shots)
Special Teams: PP: 2/4; PK: 1/4
Shots: Philadelphia 41 – Buffalo 25
TOI Leader: Ristolainen (25:16)
Man Games Lost: 17


BUF 2 @ OTT 1 SATURDAY | NOVEMBER 5

 **Goals:** Okposo, Reinhart
Goalie: Lehner (32 saves/33 shots)
Special Teams: PP: 0/1; PK: 3/4
Shots: Ottawa 33 – Buffalo 32
TOI Leader: Ristolainen (25:54)
Man Games Lost: 45

MIN 4 @ BUF 0 THURSDAY | OCTOBER 27

 **Goals:** N/A
Goalie: Nilsson (18 saves/21 shots); 1 ENG
Special Teams: PP: 0/2; PK: 2/2
Shots: Buffalo 38 – Minnesota 22
TOI Leader: Ristolainen (26:43)
Man Games Lost: 21

BUF 0 @ BOS 4 MONDAY | NOVEMBER 7

 **Goals:** N/A
Goalie: Lehner (38 saves/42 shots)
Special Teams: PP: 0/3; PK: 5/8
Shots: Boston 42 – Buffalo 32
TOI Leader: Kulikov (23:34)
Man Games Lost: 51

OTT 2 @ BUF 1 WEDNESDAY | NOVEMBER 9 (SO)



Goals: Baptiste
Goalie: Lehner (28 saves/29 shots)
Special Teams: PP: 0/2; PK: 3/3
Shots: Buffalo 32 – Ottawa 29
TOI Leader: Ristolainen (29:57)
Man Games Lost: 57

CGY 2 @ BUF 4 MONDAY | NOVEMBER 21



Goals: Okposo, Larsson, Moulson, Foligno
Goalie: Lehner (29 saves/31 shots)
Special Teams: PP: 3/6; PK: 2/2
Shots: Buffalo 32 – Calgary 31
TOI Leader: Ristolainen (24:57)
Man Games Lost: 98

NJD 2 @ BUF 1 FRIDAY | NOVEMBER 11 (OT)



Goals: Moulson
Goalie: Nilsson (41 saves/43 shots)
Special Teams: PP: 1/2; PK: 6/6
Shots: New Jersey 43 – Buffalo 26
TOI Leader: McCabe (25:33)
Man Games Lost: 63

DET 2 @ BUF 1 WEDNESDAY | NOVEMBER 23 (SO)



Goals: Gionta
Goalie: Lehner (23 saves/24 shots)
Special Teams: PP: 0/3; PK: 2/2
Shots: Buffalo 33 – Detroit 24
TOI Leader: Ristolainen (29:02)
Man Games Lost: 104

BUF 2 @ NJD 4 SATURDAY | NOVEMBER 12



Goals: Foligno, Moulson
Goalie: Lehner (23 saves/27 shots)
Special Teams: PP: 0/1; PK: 5/5
Shots: New Jersey 27 – Buffalo 23
TOI Leader: Ristolainen (27:15)
Man Games Lost: 70

BUF 1 @ WSH 3 FRIDAY | NOVEMBER 25



Goals: Reinhart
Goalie: Nilsson (29 saves/32 shots)
Special Teams: PP: 0/4; PK: 3/4
Shots: Buffalo 33 – Washington 32
TOI Leader: Ristolainen (27:26)
Man Games Lost: 110

BUF 1 @ STL 4 TUESDAY | NOVEMBER 15



Goals: Reinhart
Goalie: Lehner (27 saves/30 shots)
Special Teams: PP: 1/4; PK: 0/1
Shots: St. Louis 31 – Buffalo 24
TOI Leader: Ristolainen (27:37)
Man Games Lost: 77

BUF 5 @ OTT 4 TUESDAY | NOVEMBER 29



Goals: R. O'Reilly (2), Okposo, Eichel, Reinhart
Goalie: Lehner (5 saves/6 shots)/
 Nilsson (26 saves/29 shots)
Special Teams: PP: 3/5; PK: 2/4
Shots: Ottawa 35 – Buffalo 28
TOI Leader: Ristolainen (27:54)
Man Games Lost: 115

TBL 4 @ BUF 1 THURSDAY | NOVEMBER 17



Goals: Franson
Goalie: Lehner (34 saves/38 shots)
Special Teams: PP: 1/5; PK: 1/3
Shots: Tampa Bay 38 – Buffalo 33
TOI Leader: Ristolainen (29:53)
Man Games Lost: 84

NYR 3 @ BUF 4 THURSDAY | DECEMBER 1



Goals: Eichel (2), Larsson, Gionta
Goalie: Nilsson (22 saves/25 shots)
Special Teams: PP: 1/2; PK: 0/2
Shots: Buffalo 34 – NY Rangers 25
TOI Leader: Ristolainen (26:32)
Man Games Lost: 121

PIT 1 @ BUF 2 SATURDAY | NOVEMBER 19 (SO)




Goals: Carrier; GDG-C. O'Reilly
Goalie: Nilsson (46 saves/47 shots)
Special Teams: PP: 0/4; PK: 1/2
Shots: Pittsburgh 47 – Buffalo 33
TOI Leader: Ristolainen (29:56)
Man Games Lost: 91

BOS 2 @ BUF 1 SATURDAY | DECEMBER 3




Goals: Kane
Goalie: Lehner (31 saves/33 shots)
Special Teams: PP: 0/2; PK: 0/3
Shots: Buffalo 36 – Boston 33
TOI Leader: Ristolainen (29:09)
Man Games Lost: 127


BUF 2 @ WSH 3 MONDAY | DECEMBER 5 (OT)

	Goals:	Girgensons, Okposo
	Goalie:	Lehner (30 saves/33 shots)
	Special Teams:	PP: 0/3; PK: 2/3
	Shots:	Buffalo 33 – Washington 33
	TOI Leader:	Ristolainen (29:51)
	Man Games Lost:	134

BUF 3 @ FLA 4 TUESDAY | DECEMBER 20 (SO)

	Goals:	Reinhart, Kane, Ristolainen
	Goalie:	Lehner (36 saves/39 shots)
	Special Teams:	PP: 1/3; PK: 3/4
	Shots:	Florida 39 – Buffalo 36
	TOI Leader:	Ristolainen (28:57)
	Man Games Lost:	158


EDM 3 @ BUF 4 TUESDAY | DECEMBER 6 (OT)

	Goals:	Kane (2), Gionta, Ristolainen
	Goalie:	Nilsson (34 saves/37 shots)
	Special Teams:	PP: 2/4; PK: 2/4
	Shots:	Edmonton 37 – Buffalo 26
	TOI Leader:	Ristolainen (29:58)
	Man Games Lost:	141


CAR 3 @ BUF 1 THURSDAY | DECEMBER 22

	Goals:	Larsson
	Goalie:	Lehner (31 saves/33 shots); 1 ENG
	Special Teams:	PP: 0/2; PK: 4/4
	Shots:	Carolina 34 – Buffalo 23
	TOI Leader:	Ristolainen (27:31)
	Man Games Lost:	161


WSH 4 @ BUF 1 FRIDAY | DECEMBER 9

	Goals:	Okposo
	Goalie:	Lehner (25 saves/28 shots); 1 ENG
	Special Teams:	PP: 1/5; PK: 1/3
	Shots:	Washington 29 – Buffalo 28
	TOI Leader:	Ristolainen (30:11)
	Man Games Lost:	146


BUF 1 @ NYI 5 FRIDAY | DECEMBER 23

	Goals:	Girgensons
	Goalie:	Nilsson (27 saves/32 shots)
	Special Teams:	PP: 0/2; PK: 1/2
	Shots:	NY Islanders 32 – Buffalo 29
	TOI Leader:	Ristolainen (22:27)
	Man Games Lost:	164


LAK 3 @ BUF 6 TUESDAY | DECEMBER 13

	Goals:	Eichel (2), R. O'Reilly, Gionta, Kane, Reinhart
	Goalie:	Lehner (30 saves/33 shots)
	Special Teams:	PP: 0/1; PK: 0/0
	Shots:	Los Angeles 33 – Buffalo 26
	TOI Leader:	Kulikov (23:45)
	Man Games Lost:	150


BUF 4 @ DET 3 TUESDAY | DECEMBER 27

	Goals:	Kane (2), Reinhart, Eichel
	Goalie:	Lehner (40 saves/43 shots)
	Special Teams:	PP: 1/3; PK: 1/2
	Shots:	Detroit 43 – Buffalo 22
	TOI Leader:	Ristolainen (25:36)
	Man Games Lost:	168

NYI 2 @ BUF 3 FRIDAY | DECEMBER 16 (OT)

	Goals:	Larsson, Moulson, Ristolainen
	Goalie:	Lehner (33 saves/35 shots)
	Special Teams:	PP: 1/3; PK: 0/1
	Shots:	Buffalo 37 – NY Islanders 35
	TOI Leader:	Ristolainen (26:56)
	Man Games Lost:	154


BUF 4 @ DET 2 THURSDAY | DECEMBER 29

	Goals:	Foligno, Okposo
	Goalie:	Lehner (34 saves/37 shots); 1 ENG
	Special Teams:	PP: 1/6; PK: 4/5
	Shots:	Boston 38 – Buffalo 33
	TOI Leader:	Ristolainen (29:35)
	Man Games Lost:	172

BUF 1 @ CAR 2 SATURDAY | DECEMBER 17 (SO)

	Goals:	Kane
	Goalie:	Nilsson (21 saves/22 shots)
	Special Teams:	PP: 0/0; PK: 1/1
	Shots:	Buffalo 24 – Carolina 22
	TOI Leader:	Ristolainen (25:18)
	Man Games Lost:	156

BUF 1 @ BOS 3 SATURDAY | DECEMBER 31

	Goals:	Eichel
	Goalie:	Lehner (25 saves/28 shots)
	Special Teams:	PP: 0/4; PK: 2/3
	Shots:	Boston 28 – Buffalo 27
	TOI Leader:	Ristolainen (28:56)
	Man Games Lost:	177

BUF 4 @ NYR 1 TUESDAY | JANUARY 3



Goals: Girgensons, Kane, Bailey, Eichel
Goalie: Nilsson (24 saves/25 shots)
Special Teams: PP: 1/5; PK: 1/1
Shots: NY Rangers 25 – Buffalo 19
TOI Leader: Ristolainen (26:17)
Man Games Lost: 183

DAL 1 @ BUF 4 MONDAY | JANUARY 16



Goals: Eichel (2), Ennis, McCabe
Goalie: Lehner (31 saves/32 shots)
Special Teams: PP: 2/3; PK: 1/1
Shots: Dallas 32 – Buffalo 29
TOI Leader: Ristolainen (26:13)
Man Games Lost: 216

BUF 3 @ CHI 4 THURSDAY | JANUARY 5 (OT)



Goals: Foligno, Okposo, Eichel
Goalie: Nilsson (39 saves/43 shots)
Special Teams: PP: 2/3; PK: 2/2
Shots: Chicago 43 – Buffalo 20
TOI Leader: Ristolainen (28:50)
Man Games Lost: 188

BUF 3 @ TOR 4 TUESDAY | JANUARY 17



Goals: Okposo, Kane, Carrier
Goalie: Lehner (13 saves/16 shots)/
 Nilsson (15 saves/16 shots)
Special Teams: PP: 0/1; PK: 0/1
Shots: Toronto 32 – Buffalo 27
TOI Leader: Ristolainen (26:05)
Man Games Lost: 220

WPG 3 @ BUF 4 SATURDAY | JANUARY 7



Goals: R. O'Reilly, Foligno, Girgensons,
 Gionta
Goalie: Lehner (32 saves/35 shots)
Special Teams: PP: 0/4; PK: 2/3
Shots: Buffalo 36 – Winnipeg 35
TOI Leader: Ristolainen (30:22)
Man Games Lost: 194

DET 2 @ BUF 3 FRIDAY | JANUARY 20 (OT)



Goals: Reinhart, R. O'Reilly, Okposo
Goalie: Nilsson (32 saves/34 shots)
Special Teams: PP: 2/4; PK: 3/4
Shots: Buffalo 37 – Detroit 34
TOI Leader: Ristolainen (35:24)
Man Games Lost: 224

PHI 1 @ BUF 4 TUESDAY | JANUARY 10



Goals: Reinhart, Carrier, Kane, Foligno
Goalie: Nilsson (39 saves/40 shots)
Special Teams: PP: 1/2; PK: 1/2
Shots: Philadelphia 40 – Buffalo 27
TOI Leader: Ristolainen (27:51)
Man Games Lost: 200

BUF 3 @ MTL 2 SATURDAY | JANUARY 21 (OT)



Goals: Gionta, Franson, Bogosian
Goalie: Lehner (36 saves/38 shots)
Special Teams: PP: 0/3; PK: 1/1
Shots: Buffalo 38 – Montreal 38
TOI Leader: Ristolainen (29:36)
Man Games Lost: 229

BUF 2 @ TBL 4 THURSDAY | JANUARY 12



Goals: Moulson, Kane
Goalie: Nilsson (25 saves/28 shots); 1 ENG
Special Teams: PP: 0/4; PK: 3/5
Shots: Tampa Bay 29 – Buffalo 26
TOI Leader: Ristolainen (27:20)
Man Games Lost: 206

BUF 5 @ NSH 4 TUESDAY | JANUARY 24 (OT)



Goals: Eichel (2), Girgensons, Gionta, Okposo
Goalie: Lehner (35 saves/39 shots)
Special Teams: PP: 0/2; PK: 2/3
Shots: Nashville 39 – Buffalo 37
TOI Leader: Ristolainen (29:54)
Man Games Lost: 233

BUF 2 @ CAR 5 FRIDAY | JANUARY 13




Goals: Carrier, Gionta
Goalie: Nilsson (33 saves/38 shots)
Special Teams: PP: 0/2; PK: 4/4
Shots: Carolina 38 – Buffalo 38
TOI Leader: Bogosian (22:53)
Man Games Lost: 212

BUF 2 @ DAL 4 THURSDAY | JANUARY 26




Goals: Kane (2), Moulson
Goalie: Nilsson (33 saves/37 shots)
Special Teams: PP: 1/2; PK: 4/5
Shots: Dallas 37 – Buffalo 27
TOI Leader: Ristolainen (29:23)
Man Games Lost: 237


BUF 2 @ MTL 5 TUESDAY | JANUARY 31

	Goals:	Kulikov, Gionta
	Goalie:	Lehner (30 saves/35 shots)
	Special Teams:	PP: 1/3; PK: 1/1
	Shots:	Buffalo 39 – Montreal 35
	TOI Leader:	Ristolainen (26:02)
	Man Games Lost:	241


BUF 3 @ TOR 1 SATURDAY | FEBRUARY 11

	Goals:	Kane (2), Reinhart
	Goalie:	Lehner (43 saves/44 shots)
	Special Teams:	PP: 1/1; PK: 2/3
	Shots:	Toronto 44 – Buffalo 23
	TOI Leader:	Kulikov (24:13)
	Man Games Lost:	268


NYR 2 @ BUF 1 THURSDAY | FEBRUARY 2 (OT)

	Goals:	Franson
	Goalie:	Lehner (42 saves/44 shots)
	Special Teams:	PP: 0/3; PK: 2/3
	Shots:	NY Rangers 44 – Buffalo 37
	TOI Leader:	Ristolainen (32:47)
	Man Games Lost:	245


VAN 4 @ BUF 2 SUNDAY | FEBRUARY 12

	Goals:	Ennis, Okposo
	Goalie:	Lehner (27 saves/31 shots)
	Special Teams:	PP: 0/3; PK: 5/6
	Shots:	Vancouver 31 – Buffalo 28
	TOI Leader:	Ristolainen (30:00)
	Man Games Lost:	274


OTT 0 @ BUF 4 SATURDAY | FEBRUARY 4

	Goals:	Okposo, R. O'Reilly, Reinhart, Foligno
	Goalie:	Lehner (37 saves/37 shots)
	Special Teams:	PP: 0/0; PK: 2/2
	Shots:	Ottawa 37 – Buffalo 26
	TOI Leader:	Kulikov (25:23)
	Man Games Lost:	249


BUF 3 @ OTT 2 TUESDAY | FEBRUARY 14

	Goals:	R. O'Reilly, Moulson, Bailey
	Goalie:	Lehner (39 saves/41 shots)
	Special Teams:	PP: 0/2; PK: 2/2
	Shots:	Ottawa 41 – Buffalo 25
	TOI Leader:	Ristolainen (26:03)
	Man Games Lost:	280

BUF 1 @ NJD 2 MONDAY | FEBRUARY 6

	Goals:	Ennis
	Goalie:	Lehner (37 saves/39 shots)
	Special Teams:	PP: 0/1; PK: 2/4
	Shots:	New Jersey 39 – Buffalo 23
	TOI Leader:	Ristolainen (24:33)
	Man Games Lost:	253


COL 0 @ BUF 2 THURSDAY | FEBRUARY 16

	Goals:	Reinhart, Kane
	Goalie:	Lehner (23 saves/23 shots)
	Special Teams:	PP: 1/3; PK: 0/0
	Shots:	Buffalo 32 – Colorado 23
	TOI Leader:	Ristolainen (23:39)
	Man Games Lost:	285

SJS 4 @ BUF 5 THURSDAY | FEBRUARY 7 (OT)

	Goals:	Kane (2), Moulson, R. O'Reilly, Okposo
	Goalie:	Nilsson (36 saves/40 shots)
	Special Teams:	PP: 2/3; PK: 2/3
	Shots:	San Jose 40 – Buffalo 36
	TOI Leader:	Ristolainen (28:56)
	Man Games Lost:	257


STL 2 @ BUF 3 SATURDAY | FEBRUARY 18

	Goals:	Baptiste, Kane, R. O'Reilly
	Goalie:	Lehner (37 saves/39 shots)
	Special Teams:	PP: 1/6; PK: 3/3
	Shots:	St. Louis 39 – Buffalo 28
	TOI Leader:	Ristolainen (25:48)
	Man Games Lost:	291

ANA 5 @ BUF 2 THURSDAY | FEBRUARY 9

	Goals:	Eichel, Ristolainen
	Goalie:	Lehner (39 saves/43 shots); 1 ENG
	Special Teams:	PP: 1/2; PK: 3/4
	Shots:	Anaheim 44 – Buffalo 26
	TOI Leader:	Ristolainen (28:35)
	Man Games Lost:	262

CHI 5 @ BUF 1 SUNDAY | FEBRUARY 19

	Goals:	Kane
	Goalie:	Lehner (32 saves/37 shots)
	Special Teams:	PP: 0/4; PK: 3/3
	Shots:	Chicago 37 – Buffalo 26
	TOI Leader:	Ristolainen (23:15)
	Man Games Lost:	297

BUF 3 @ COL 5 SATURDAY | FEBRUARY 25

Goals: Reinhart, Foligno, Rodrigues
Goalie: Lehner (25 saves/29 shots); 1 ENG
Special Teams: PP: 1/4; PK: 2/2
Shots: Buffalo 37 – Colorado 30
TOI Leader: Ristolainen (25:30)
Man Games Lost: 300

PHI 6 @ BUF 3 TUESDAY | MARCH 7

Goals: Eichel (2), Kane
Goalie: Lehner (24 saves/30 shots)
Special Teams: PP: 2/4; PK: 3/3
Shots: Buffalo 34 – Philadelphia 30
TOI Leader: Ristolainen (25:45)
Man Games Lost: 324

BUF 2 @ ARI 3 SUNDAY | FEBRUARY 26

Goals: Eichel, Rodrigues
Goalie: Nilsson (26 saves/29 shots)
Special Teams: PP: 0/1; PK: 3/3
Shots: Buffalo 33 – Arizona 29
TOI Leader: Ristolainen (25:39)
Man Games Lost: 304

BUF 3 @ CBJ 4 FRIDAY | MARCH 10

Goals: Rodrigues, Gorges, Ristolainen
Goalie: Lehner (35 saves/39 shots)
Special Teams: PP: 0/1; PK: 1/3
Shots: Columbus 39 – Buffalo 32
TOI Leader: Ristolainen (23:13)
Man Games Lost: 329

NSH 5 @ BUF 4 TUESDAY | FEBRUARY 28 (OT)

Goals: Gionta, Okposo, Kane, McCabe
Goalie: Lehner (36 saves/41 shots)
Special Teams: PP: 0/2; PK: 3/4
Shots: Nashville 41 – Buffalo 32
TOI Leader: Ristolainen (25:18)
Man Games Lost: 307

CBJ 3 @ BUF 5 SATURDAY | MARCH 11

Goals: McCabe, Moulson, Reinhart, Kane, Eichel
Goalie: Nilsson (9 saves/12 shots);
 Lehner (24 saves/24 shots)
Special Teams: PP: 2/5; PK: 3/3
Shots: Columbus 36 – Buffalo 31
TOI Leader: Ristolainen (32:07)
Man Games Lost: 334

ARI 3 @ BUF 6 THURSDAY | MARCH 2

Goals: Foligno (2), R. O'Reilly, Eichel, Kane, Reinhart
Goalie: Lehner (19 saves/22 shots)
Special Teams: PP: 2/4; PK: 2/2;
Shots: Buffalo 41 – Arizona 22
TOI Leader: Ristolainen (24:39)
Man Games Lost: 310

BUF 1 @ SJS 4 TUESDAY | MARCH 14

Goals: Eichel
Goalie: Lehner (37 saves/41 shots)
Special Teams: PP: 0/1; PK: 2/3
Shots: San Jose 41 – Buffalo 23
TOI Leader: Ristolainen (25:48)
Man Games Lost: 339

TBL 2 @ BUF 1 SATURDAY | MARCH 4 (SO)

Goals: R. O'Reilly
Goalie: Lehner (31 saves/32 shots)
Special Teams: PP: 1/3; PK: 2/2
Shots: Buffalo 32 – Tampa Bay 32
TOI Leader: Ristolainen (33:13)
Man Games Lost: 314

BUF 0 @ LAK 2 THURSDAY | MARCH 16

Goals: N/A
Goalie: Lehner (34 saves/36 shots)
Special Teams: PP: 0/2; PK: 2/2
Shots: Los Angeles 36 – Buffalo 26
TOI Leader: Ristolainen (26:35)
Man Games Lost: 346

BUF 3 @ PIT 4 SATURDAY | MARCH 5

Goals: R. O'Reilly, Gionta, Eichel
Goalie: Nilsson (41 saves/45 shots)
Special Teams: PP: 1/5; PK: 3/4
Shots: Buffalo 49 – Pittsburgh 45
TOI Leader: Ristolainen (29:15)
Man Games Lost: 319

BUF 2 @ ANA 1 FRIDAY | MARCH 17 (SO)

Goals: R. O'Reilly; GDG- Girgensons
Goalie: Nilsson (39 saves/40 shots)
Special Teams: PP: 0/1; PK: 0/0
Shots: Anaheim 40 – Buffalo 31
TOI Leader: Ristolainen (30:02)
Man Games Lost: 352

BUF 2 @ DET 1 MONDAY | MARCH 20



Goals: Eichel, Moulson
Goalie: Lehner (34 saves/35 shots)
Special Teams: PP: 2/2; PK: 4/4
Shots: Detroit 35 – Buffalo 30
TOI Leader: Ristolainen (27:39)
Man Games Lost: 360

NYI 4 @ BUF 2 SUNDAY | APRIL 2



Goals: Kane, Girgensons
Goalie: Lehner (22 saves/26 shots)
Special Teams: PP: 0/4; PK: 1/1
Shots: Buffalo 37 – NY Islanders 26
TOI Leader: Ristolainen (26:23)
Man Games Lost: 385

PIT 3 @ BUF 1 TUESDAY | MARCH 21



Goals: Reinhart
Goalie: Lehner (31 saves/34 shots)
Special Teams: PP: 0/1; PK: 3/4
Shots: Pittsburgh 34 – Buffalo 30
TOI Leader: Bogosian (33:29)
Man Games Lost: 368

TOR 4 @ BUF 2 MONDAY | APRIL 3



Goals: R. O'Reilly, Eichel
Goalie: Lehner (2 saves/5 shots)/
 Nilsson (39 saves/40 shots)
Special Teams: PP: 0/1; PK: 2/3
Shots: Toronto 45 – Buffalo 22
TOI Leader: Kulikov (27:21)
Man Games Lost: 389

TOR 2 @ BUF 5 SATURDAY | MARCH 25



Goals: Eichel (2), R. O'Reilly, Kane, Kulikov
Goalie: Lehner (32 saves/34 shots)
Special Teams: PP: 2/2; PK: 3/3
Shots: Buffalo 38 – Toronto 34
TOI Leader: Kulikov (23:55)
Man Games Lost: 372

MTL 1 @ BUF 2 WEDNESDAY | APRIL 5



Goals: Ristolainen, Ennis
Goalie: Lehner (31 saves/32 shots)
Special Teams: PP: 0/0; PK: 1/1
Shots: Montreal 32 – Buffalo 30
TOI Leader: Ristolainen (23:03)
Man Games Lost: 394

FLA 2 @ BUF 4 MONDAY | MARCH 27



Goals: R. O'Reilly, Bogosian, Gionta, Foligno
Goalie: Lehner (30 saves/32 shots)
Special Teams: PP: 2/3; PK: 2/3
Shots: Buffalo 32 – Florida 32
TOI Leader: Kulikov (24:28)
Man Games Lost: 376

BUF 0 @ FLA 3 SATURDAY | APRIL 8



Goals: N/A
Goalie: Lehner (34 saves/37 shots)
Special Teams: PP: 0/2; PK: 3/4
Shots: Florida 37 – Buffalo 30
TOI Leader: Ristolainen (22:56)
Man Games Lost: 400

BUF 1 @ CBJ 3 TUESDAY | MARCH 28



Goals: Rodrigues
Goalie: Nilsson (26 saves/28 shots); 1 ENG
Special Teams: PP: 1/2; PK: 3/3
Shots: Buffalo 42 – Columbus 29
TOI Leader: Kulikov (25:35)
Man Games Lost: 381

BUF 2 @ TBL 4 SUNDAY | APRIL 9



Goals: Carrier, Kane
Goalie: Ullmark (33 saves/36 shots); 1 ENG
Special Teams: PP: 0/1; PK: 3/3
Shots: Tampa Bay 37 – Buffalo 28
TOI Leader: Kulikov (23:12)
Man Games Lost: 406

@ BUF	DUCKS	SABRES	ATTENDANCE	GOALTENDERS	W. GOAL
Feb 9, 2017	5	2	18,027	John Gibson / Robin Lehner	Antoine Vermette

@ ANA	DUCKS	SABRES	ATTENDANCE	GOALTENDERS	W. GOAL
Mar 17, 2017	1	2 (SO)	14,556	Anders Nilsson / Jonathan Bernier	Zemgus Girgensons

SABRES INDIVIDUAL SCORING 

Player	GP	G	A	P	+/-	PIM	PP	SH	GW	EN	S	%
Jack Eichel	2	1	1	2	-1	0	1	0	0	0	8	12.5
Ryan O'Reilly	2	1	1	2	-1	4	0	0	0	0	5	20.0
Rasmus Ristolainen	2	1	0	1	-1	0	0	0	0	0	5	20.0
Kyle Okposo	1	0	1	1	-2	0	0	0	0	0	3	0.0
Sam Reinhart	2	0	1	1	0	0	0	0	0	0	3	0.0
Jake McCabe	2	0	1	1	-1	0	0	0	0	0	4	0.0
Justin Bailey	2	0	1	1	0	0	0	0	0	0	2	0.0
Josh Gorges	2	0	0	0	0	0	0	0	0	0	2	0.0
Cody Franson	2	0	0	0	-2	0	0	0	0	0	1	0.0
Evander Kane	2	0	0	0	-3	2	0	0	0	0	7	0.0
Brian Gionta	2	0	0	0	-2	0	0	0	0	0	3	0.0
Matt Moulson	2	0	0	0	0	0	0	0	0	0	1	0.0
Derek Grant	1	0	0	0	0	0	0	0	0	0	0	0.0
Zemgus Girgensons	1	0	0	0	-1	0	0	0	0	0	1	0.0
Taylor Fedun	1	0	0	0	0	0	0	0	0	0	0	0.0
Justin Falk	1	0	0	0	0	0	0	0	0	0	0	0.0
Nicolas Deslauriers	1	0	0	0	0	5	0	0	0	0	2	0.0
Zach Bogosian	1	0	0	0	-1	5	0	0	0	0	1	0.0
Hudson Fasching	1	0	0	0	0	0	0	0	0	0	0	0.0
Tyler Ennis	2	0	0	0	0	2	0	0	0	0	3	0.0
Evan Rodrigues	1	0	0	0	0	0	0	0	0	0	5	0.0
Dmitry Kulikov	1	0	0	0	-1	0	0	0	0	0	1	0.0
Marcus Foligno	2	0	0	0	0	0	0	0	0	0	0	0.0

DUCKS INDIVIDUAL SCORING 

Player	GP	G	A	P	+/-	PIM	PP	SH	GW	EN	S	%
Corey Perry	2	2	1	3	3	0	0	0	0	0	10	20.0
Rickard Rakell	2	2	1	3	4	0	0	0	0	0	7	28.6
Cam Fowler	2	0	2	2	3	0	0	0	0	0	10	0.0
Hampus Lindholm	2	0	2	2	1	0	0	0	0	0	3	0.0
Brandon Montour	2	0	2	2	1	2	0	0	0	0	1	0.0
Andrew Cogliano	2	1	0	1	0	0	0	0	0	1	7	14.3
Antoine Vermette	2	1	0	1	0	0	1	0	1	0	1	100.0
Ryan Kesler	2	0	1	1	0	0	0	0	0	0	7	0.0
Logan Shaw	1	0	1	1	1	0	0	0	0	0	1	0.0
Patrick Eaves	1	0	0	0	1	0	0	0	0	0	5	0.0
Kevin Bieksa	2	0	0	0	1	2	0	0	0	0	1	0.0
Ryan Getzlaf	2	0	0	0	2	0	0	0	0	0	4	0.0
Chris Wagner	1	0	0	0	0	0	0	0	0	0	3	0.0
Jakob Silfverberg	2	0	0	0	-1	0	0	0	0	0	10	0.0
Nick Ritchie	2	0	0	0	2	5	0	0	0	0	6	0.0
Jared Boll	2	0	0	0	-1	5	0	0	0	0	1	0.0
Josh Manson	2	0	0	0	0	0	0	0	0	0	3	0.0
Nate Thompson	2	0	0	0	-1	0	0	0	0	0	1	0.0
Sami Vatanen	1	0	0	0	0	0	0	0	0	0	1	0.0
Shea Theodore	1	0	0	0	0	2	0	0	0	0	2	0.0
Ondrej Kase	1	0	0	0	-1	0	0	0	0	0	0	0.0

Power Play: 1 - 3 (33.3%) **Penalty Killing:** 3 - 4 (75%) 

Goaltender	GP	Min	GA	GAA	SO	W	L	OT	SA	SV%
Anders Nilsson	1	65	1	0.93	0	1	0	0	40	.975
Robin Lehner	1	60	4	4.03	0	0	1	0	43	.907

Power Play: 1 - 4 (25%) **Penalty Killing:** 2 - 3 (66.7%) 

Goaltender	GP	Min	GA	GAA	SO	W	L	OT	SA	SV%
John Gibson	1	54	2	2.22	0	1	0	0	24	.917
Jonathan Bernier	2	71	1	0.85	0	0	0	1	33	.970

@ BUF	COYOTES	SABRES	ATTENDANCE	GOALTENDERS	W. GOAL
Mar 2, 2017	3	6	18,116	Robin Lehner / Mike Smith	Evander Kane

@ ARI	COYOTES	SABRES	ATTENDANCE	GOALTENDERS	W. GOAL
Feb 26, 2017	3	2	13,432	Louis Domingue / Anders Nilsson	Radim Vrbata

SABRES INDIVIDUAL SCORING

Player	GP	G	A	P	+/-	PIM	PP	SH	GW	EN	S	%
Jack Eichel	2	2	3	5	1	2	1	0	0	0	10	20.0
Ryan O'Reilly	2	1	2	3	1	0	1	0	0	0	2	50.0
Marcus Foligno	2	2	0	2	1	0	0	1	0	1	6	33.3
Sam Reinhart	2	1	1	2	0	0	0	0	0	1	8	12.5
Kyle Okposo	2	0	2	2	-3	2	0	0	0	0	2	0.0
Jake McCabe	2	0	2	2	2	0	0	0	0	0	4	0.0
Evander Kane	2	1	0	1	4	0	0	1	0	9	11.1	
Evan Rodrigues	2	1	0	1	1	0	0	0	0	7	14.3	
Josh Gorges	2	0	1	1	2	0	0	0	0	0	3	0.0
Cody Franson	2	0	1	1	0	0	0	0	0	0	1	0.0
Rasmus Ristolainen	2	0	1	1	3	0	0	0	0	0	7	0.0
Brian Gionta	2	0	0	0	-1	0	0	0	0	0	5	0.0
Matt Moulson	2	0	0	0	-1	0	0	0	0	0	1	0.0
Zemgus Girgensons	2	0	0	0	-1	4	0	0	0	0	3	0.0
Zach Bogosian	2	0	0	0	-3	0	0	0	0	0	3	0.0
Justin Bailey	2	0	0	0	-1	0	0	0	0	0	0	0.0
Tyler Ennis	2	0	0	0	-1	0	0	0	0	0	1	0.0
Dmitry Kulikov	2	0	0	0	-3	0	0	0	0	0	2	0.0

COYOTES INDIVIDUAL SCORING

Player	GP	G	A	P	+/-	PIM	PP	SH	GW	EN	S	%
Max Domi	2	1	2	3	1	4	0	0	0	0	5	20.0
Tobias Rieder	2	1	1	2	0	0	0	1	0	0	3	33.3
Radim Vrbata	2	1	1	2	1	0	0	0	1	0	4	25.0
Alex Goligoski	2	1	1	2	0	0	0	0	0	0	1	100.0
Teemu Pulkkinen	2	1	0	1	0	4	0	0	0	0	3	33.3
Jamie McGinn	2	1	0	1	0	0	0	0	0	0	6	16.7
Jakob Chychrun	2	0	1	1	0	0	0	0	0	0	0	0.0
Christian Dvorak	2	0	1	1	0	0	0	0	0	0	4	0.0
Oliver Ekman-Larsson	2	0	1	1	0	0	0	0	0	0	4	0.0
Josh Jooris	2	0	1	1	0	0	0	0	0	0	3	0.0
Luke Schenn	2	0	0	0	1	0	0	0	0	0	1	0.0
Connor Murphy	2	0	0	0	0	0	0	0	0	0	4	0.0
Peter Holland	2	0	0	0	-1	0	0	0	0	0	3	0.0
Shane Doan	2	0	0	0	-2	0	0	0	0	0	4	0.0
Brendan Perlini	2	0	0	0	-4	2	0	0	0	0	1	0.0
Kevin Connauton	2	0	0	0	0	0	0	0	0	0	2	0.0
Jordan Martinook	2	0	0	0	2	2	0	0	0	0	1	0.0
Lawson Crouse	2	0	0	0	0	2	0	0	0	0	2	0.0
Anthony DeAngelo	1	0	0	0	0	0	0	0	0	0	0	0.0

Power Play: 2 - 5 (40%) Penalty Killing: 5 - 5 (100%)


Goaltender	GP	Min	GA	GAA	SO	W	L	OT	SA	SV%
Robin Lehner	1	60	3	3.00	0	1	0	0	22	.864
Anders Nilsson	1	60	3	3.02	0	0	1	0	29	.897

Power Play: 0 - 5 (0%) Penalty Killing: 3 - 5 (60%)

Goaltender	GP	Min	GA	GAA	SO	W	L	OT	SA	SV%
Louis Domingue	1	60	2	2.00	0	1	0	0	33	.939
Mike Smith	1	59	4	4.08	0	0	1	0	39	.897

@ BUF	BRUINS	SABRES	ATTENDANCE	GOALTENDERS	W. GOAL
Dec 3, 2016	2	1	19,070	Tuukka Rask / Robin Lehner	Patrice Bergeron
Dec 29, 2016	4	2	19,070	Tuukka Rask / Robin Lehner	Ryan Spooner
@ BOS	BRUINS	SABRES	ATTENDANCE	GOALTENDERS	W. GOAL
Nov 7, 2016	4	0	17,565	Tuukka Rask / Robin Lehner	Brad Marchand
Dec 31, 2016	3	1	17,565	Tuukka Rask / Robin Lehner	Patrice Bergeron

SABRES INDIVIDUAL SCORING 													
Player	GP	G	A	P	+/-	PIM	PP	SH	GW	EN	S	%	
Kyle Okposo	4	2	0	2	0	0	1	0	0	0	18	11.1	
Jack Eichel	3	0	2	2	0	2	0	0	0	0	10	0.0	
Sam Reinhart	4	0	2	2	0	0	0	0	0	0	12	0.0	
Matt Moulson	4	0	2	2	0	2	0	0	0	0	9	0.0	
Evander Kane	3	1	0	1	-4	12	0	0	0	0	11	9.1	
Marcus Foligno	4	1	0	1	-1	0	0	0	0	0	3	33.3	
Rasmus Ristolainen	4	0	1	1	-3	2	0	0	0	0	7	0.0	
Josh Gorges	3	0	0	0	-1	2	0	0	0	0	0	0.0	
Cody Franson	4	0	0	0	-1	6	0	0	0	0	10	0.0	
Brian Gionta	4	0	0	0	-5	4	0	0	0	0	8	0.0	
Johan Larsson	4	0	0	0	-4	0	0	0	0	0	5	0.0	
Derek Grant	4	0	0	0	0	9	0	0	0	0	3	0.0	
Zemgus Girgensons	4	0	0	0	-1	4	0	0	0	0	5	0.0	
Jake McCabe	4	0	0	0	-1	6	0	0	0	0	4	0.0	
Casey Nelson	1	0	0	0	0	0	0	0	0	0	1	0.0	
Taylor Fedun	1	0	0	0	0	0	0	0	0	0	1	0.0	
Justin Falk	3	0	0	0	-2	0	0	0	0	0	2	0.0	
Nicolas Deslauriers	2	0	0	0	0	0	0	0	0	0	1	0.0	
Brendan Guhle	1	0	0	0	1	0	0	0	0	0	4	0.0	
Zach Bogosian	2	0	0	0	-2	0	0	0	0	0	0	0.0	
William Carrier	3	0	0	0	0	7	0	0	0	0	5	0.0	
Justin Bailey	1	0	0	0	0	0	0	0	0	0	0	0.0	
Tyler Ennis	1	0	0	0	-1	0	0	0	0	0	0	0.0	
Nicholas Baptiste	1	0	0	0	0	0	0	0	0	0	1	0.0	
Dmitry Kulikov	1	0	0	0	-1	0	0	0	0	0	2	0.0	
Ryan O'Reilly	2	0	0	0	0	4	0	0	0	0	6	0.0	

BRUINS INDIVIDUAL SCORING 													
Player	GP	G	A	P	+/-	PIM	PP	SH	GW	EN	S	%	
David Krejci	4	3	1	4	2	0	2	0	0	0	11	27.3	
Ryan Spooner	4	2	2	4	3	2	0	0	1	1	6	33.3	
Brad Marchand	4	1	3	4	1	2	1	0	1	0	13	7.7	
Patrice Bergeron	4	3	0	3	2	2	1	0	2	0	19	15.8	
Frank Vatrano	2	1	2	3	2	0	0	0	0	0	7	14.3	
David Pastrnak	4	1	2	3	2	0	1	0	0	0	13	7.7	
Torey Krug	4	0	3	3	3	0	0	0	0	0	10	0.0	
Austin Czarnik	4	0	2	2	1	4	0	0	0	0	6	0.0	
Riley Nash	4	1	0	1	0	0	0	0	0	0	6	16.7	
Tim Schaller	4	1	0	1	1	2	0	0	0	0	10	10.0	
Brandon Carlo	4	0	1	1	2	6	0	0	0	0	2	0.0	
John-Michael Liles	1	0	1	1	0	0	0	0	0	0	1	0.0	
Zdeno Chara	3	0	1	1	1	2	0	0	0	0	1	0.0	
Matt Beleskey	2	0	1	1	1	5	0	0	0	0	2	0.0	
David Backes	3	0	1	1	0	0	0	0	0	0	4	0.0	
Colin Miller	4	0	0	0	2	4	0	0	0	0	7	0.0	
Jimmy Hayes	1	0	0	0	1	0	0	0	0	0	1	0.0	
Dominic Moore	4	0	0	0	0	6	0	0	0	0	7	0.0	
Joe Morrow	1	0	0	0	0	0	0	0	0	0	1	0.0	
Adam McQuaid	4	0	0	0	1	17	0	0	0	0	4	0.0	
Noel Acciari	1	0	0	0	0	0	0	0	0	0	0	0.0	
Anton Blidh	3	0	0	0	-1	0	0	0	0	0	6	0.0	
Kevan Miller	3	0	0	0	1	4	0	0	0	0	4	0.0	

Power Play:	1 - 16 (6.3%)	Penalty Killing:	13 - 18 (72.2%)							
Goaltender	GP	Min	GA	GAA	SO	W	L	OT	SA	SV%
Robin Lehner	4	237	12	3.04	0	0	4	0	140	.914

Power Play:	5 - 18 (27.8%)	Penalty Killing:	15 - 16 (93.8%)							
Goaltender	GP	Min	GA	GAA	SO	W	L	OT	SA	SV%
Tuukka Rask	4	239	4	1.00	1	4	0	0	128	.969

@ BUF	FLAMES	SABRES	ATTENDANCE	GOALTENDERS	W. GOAL
Nov 21, 2016	2	4	17,526	Robin Lehner / Brian Elliott	Matt Moulson

@ CGY	FLAMES	SABRES	ATTENDANCE	GOALTENDERS	W. GOAL
Oct 18, 2016	4 (OT)	3	19,289	Chad Johnson / Robin Lehner	Sean Monahan

SABRES INDIVIDUAL SCORING												
Player	GP	G	A	P	+/-	PIM	PP	SH	GW	EN	S	%
Kyle Okposo	2	1	2	3	-1	0	1	0	0	0	6	16.7
Marcus Foligno	2	2	0	2	1	2	0	0	0	0	5	40.0
Johan Larsson	2	1	1	2	-3	4	1	0	0	0	6	16.7
Sam Reinhart	2	0	2	2	0	0	0	0	0	0	5	0.0
Taylor Fedun	1	0	2	2	0	0	0	0	0	0	1	0.0
Rasmus Ristolainen	2	0	2	2	-2	0	0	0	0	0	1	0.0
Matt Moulson	2	1	0	1	0	0	1	0	1	0	2	50.0
Zemgus Girgensons	2	1	0	1	0	0	0	0	0	0	2	50.0
Ryan O'Reilly	1	1	0	1	-1	0	1	0	0	0	5	20.0
Evander Kane	1	0	1	1	-1	0	0	0	0	0	4	0.0
Brian Gionta	2	0	1	1	0	0	0	0	0	0	7	0.0
Tyler Ennis	1	0	1	1	-1	0	0	0	0	0	1	0.0
Josh Gorges	2	0	0	0	-2	6	0	0	0	0	3	0.0
Cody Franson	2	0	0	0	1	0	0	0	0	0	2	0.0
Cole Schneider	1	0	0	0	0	0	0	0	0	0	2	0.0
Cal O'Reilly	1	0	0	0	0	0	0	0	0	0	0	0.0
Derek Grant	2	0	0	0	-1	0	0	0	0	0	1	0.0
Jake McCabe	2	0	0	0	-4	2	0	0	0	0	0	0.0
Justin Falk	1	0	0	0	0	0	0	0	0	0	0	0.0
Nicolas Deslauriers	1	0	0	0	-1	4	0	0	0	0	0	0.0
Zach Bogosian	1	0	0	0	-1	0	0	0	0	0	0	0.0
William Carrier	1	0	0	0	0	2	0	0	0	0	0	0.0
Nicholas Baptiste	1	0	0	0	1	0	0	0	0	0	0	0.0
Dmitry Kulikov	1	0	0	0	2	0	0	0	0	0	0	0.0

FLAMES INDIVIDUAL SCORING												
Player	GP	G	A	P	+/-	PIM	PP	SH	GW	EN	S	%
Matthew Tkachuk	2	2	1	3	2	4	0	0	0	0	6	33.3
Mark Giordano	2	0	3	3	4	4	0	0	0	0	4	0.0
Mikael Backlund	2	1	1	2	3	0	0	0	0	0	8	12.5
Michael Frolik	2	1	1	2	3	0	0	0	0	0	5	20.0
Sean Monahan	2	1	0	1	0	0	0	0	1	0	4	25.0
Micheal Ferland	2	1	0	1	0	0	0	0	0	0	7	14.3
Johnny Gaudreau	1	0	1	1	1	0	0	0	0	0	3	0.0
Matt Stajan	2	0	1	1	1	2	0	0	0	0	1	0.0
Dougie Hamilton	2	0	1	1	1	2	0	0	0	0	5	0.0
Brett Kulak	1	0	1	1	1	0	0	0	0	0	0	0.0
Dennis Wideman	1	0	0	0	0	0	0	0	0	0	1	0.0
TJ Brodie	2	0	0	0	-2	2	0	0	0	0	2	0.0
Kris Versteeg	1	0	0	0	1	0	0	0	0	0	2	0.0
Lance Bouma	1	0	0	0	1	0	0	0	0	0	0	0.0
Jyrki Jokipakka	2	0	0	0	-1	0	0	0	0	0	3	0.0
Freddie Hamilton	1	0	0	0	0	2	0	0	0	0	1	0.0
Deryk Engelland	2	0	0	0	1	0	0	0	0	0	4	0.0
Troy Brouwer	2	0	0	0	-2	4	0	0	0	0	1	0.0
Alex Chiasson	2	0	0	0	1	0	0	0	0	0	2	0.0
Hunter Shinkaruk	1	0	0	0	0	2	0	0	0	0	0	0.0
Garnet Hathaway	1	0	0	0	0	0	0	0	0	0	1	0.0
Sam Bennett	2	0	0	0	-2	4	0	0	0	0	5	0.0

Power Play:	4 - 11 (36.4%)	Penalty Killing:	8 - 8 (100%)							
Goaltender	GP	Min	GA	GAA	SO	W	L	OT	SA	SV%
Robin Lehner	2	122	6	2.95	0	1	0	1	65	.908

Power Play:	0 - 8 (0%)	Penalty Killing:	7 - 11 (63.6%)							
Goaltender	GP	Min	GA	GAA	SO	W	L	OT	SA	SV%
Chad Johnson	1	62	3	2.89	0	1	0	0	21	.857
Brian Elliott	1	58	4	4.11	0	0	1	0	32	.875

@ BUF	HURRICANES	SABRES	ATTENDANCE	GOALTENDERS	W. GOAL
Dec 22, 2016	3	1	18,863	Cam Ward / Robin Lehner	Justin Faulk
@ CAR	HURRICANES	SABRES	ATTENDANCE	GOALTENDERS	W. GOAL
Dec 17, 2016	2 (SO)	1	11,682	Cam Ward / Anders Nilsson	Lee Stempniak
Jan 13, 2017	5	2	11,992	Cam Ward / Anders Nilsson	Brock McGinn

SABRES	INDIVIDUAL SCORING												
Player	GP	G	A	P	+/-	PIM	PP	SH	GW	EN	S	%	
Marcus Foligno	3	0	2	2	1	0	0	0	0	0	2	0.0	
Evander Kane	3	1	0	1	-2	0	0	0	0	0	12	8.3	
Brian Gionta	3	1	0	1	-1	0	0	1	0	0	4	25.0	
Johan Larsson	2	1	0	1	1	4	0	0	0	0	5	20.0	
William Carrier	2	1	0	1	1	0	0	0	0	0	1	100.0	
Sam Reinhart	3	0	1	1	-4	0	0	0	0	0	3	0.0	
Jake McCabe	3	0	1	1	0	2	0	0	0	0	3	0.0	
Ryan O'Reilly	3	0	1	1	-1	0	0	0	0	0	4	0.0	
Josh Gorges	2	0	0	0	0	0	0	0	0	0	1	0.0	
Cody Franson	2	0	0	0	-2	0	0	0	0	0	5	0.0	
Jack Eichel	3	0	0	0	-4	0	0	0	0	0	13	0.0	
Kyle Okposo	3	0	0	0	-3	2	0	0	0	0	3	0.0	
Matt Moulson	3	0	0	0	-3	0	0	0	0	0	3	0.0	
Derek Grant	1	0	0	0	0	2	0	0	0	0	0	0.0	
Zemgus Girgensons	3	0	0	0	-1	0	0	0	0	0	5	0.0	
Taylor Fedun	1	0	0	0	0	4	0	0	0	0	1	0.0	
Justin Falk	2	0	0	0	-1	0	0	0	0	0	1	0.0	
Nicolas Deslauriers	3	0	0	0	-1	2	0	0	0	0	2	0.0	
Zach Bogosian	3	0	0	0	-4	5	0	0	0	0	6	0.0	
Rasmus Ristolainen	3	0	0	0	-1	2	0	0	0	0	3	0.0	
Justin Bailey	1	0	0	0	-1	0	0	0	0	0	4	0.0	
Dmitry Kulikov	2	0	0	0	-1	0	0	0	0	0	4	0.0	

HURRICANES	INDIVIDUAL SCORING												
Player	GP	G	A	P	+/-	PIM	PP	SH	GW	EN	S	%	
Jeff Skinner	3	3	1	4	2	0	0	0	0	0	13	23.1	
Brock McGinn	3	2	0	2	2	0	0	0	1	0	7	28.6	
Justin Faulk	3	1	1	2	1	2	0	0	1	0	7	14.3	
Victor Rask	3	1	1	2	2	0	0	0	0	0	8	12.5	
Noah Hanifin	3	0	2	2	2	2	0	0	0	0	5	0.0	
Jordan Staal	3	0	2	2	2	7	0	0	0	0	6	0.0	
Brett Pesce	3	0	2	2	2	0	0	0	0	0	7	0.0	
Sebastian Aho	3	1	0	1	0	0	0	0	0	1	10	10.0	
Joakim Nordstrom	3	1	0	1	1	0	0	0	0	0	3	33.3	
Elias Lindholm	3	0	1	1	1	0	0	0	0	0	6	0.0	
Jay McClement	3	0	1	1	2	2	0	0	0	0	2	0.0	
Lee Stempniak	3	0	1	1	0	0	0	0	0	0	4	0.0	
Derek Ryan	3	0	1	1	0	0	0	0	0	0	1	0.0	
Ron Hainsey	3	0	1	1	2	0	0	0	0	0	2	0.0	
Jacob Slavin	3	0	1	1	3	0	0	0	0	0	3	0.0	
Viktor Stalberg	3	0	0	0	2	0	0	0	0	0	5	0.0	
Matt Tennyson	3	0	0	0	1	0	0	0	0	0	2	0.0	
Teuvo Teravainen	3	0	0	0	0	0	0	0	0	0	3	0.0	

Power Play:	0 - 4 (0%)											Penalty Killing:	9 - 9 (100%)										
Goaltender	GP	Min	GA	GAA	SO	W	L	OT	SA	SV%													
Anders Nilsson	2	125	6	2.88	0	0	1	1	60	.900													
Robin Lehner	1	59	2	2.04	0	0	1	0	33	.939													

Power Play:	0 - 9 (0%)											Penalty Killing:	4 - 4 (100%)										
Goaltender	GP	Min	GA	GAA	SO	W	L	OT	SA	SV%													
Cam Ward	3	185	4	1.30	0	3	0	0	85	.953													

@ BUF	BLACKHAWKS	SABRES	ATTENDANCE	GOALTENDERS	W. GOAL
Feb 19, 2017	5	1	19,070	Scott Darling / Robin Lehner	Marian Hossa
@ CHI	BLACKHAWKS	SABRES	ATTENDANCE	GOALTENDERS	W. GOAL
Jan 5, 2017	4 (OT)	3	21,824	Corey Crawford / Anders Nilsson	Patrick Kane

SABRES INDIVIDUAL SCORING 

Player	GP	G	A	P	+/-	PIM	PP	SH	GW	EN	S	%
Jack Eichel	2	1	1	2	-3	0	1	0	0	0	9	11.1
Kyle Okposo	2	1	1	2	0	0	1	0	0	0	3	33.3
Rasmus Ristolainen	2	0	2	2	-2	0	0	0	0	0	3	0.0
Ryan O'Reilly	2	0	2	2	-1	0	0	0	0	0	5	0.0
Evander Kane	2	1	0	1	-5	2	0	0	0	0	6	16.7
Marcus Foligno	2	1	0	1	0	0	0	0	0	0	3	33.3
Josh Gorges	2	0	0	0	-2	4	0	0	0	0	0	0.0
Cody Franson	2	0	0	0	-1	0	0	0	0	0	0	0.0
Brian Gionta	2	0	0	0	-4	0	0	0	0	0	3	0.0
Sam Reinhart	1	0	0	0	-1	0	0	0	0	0	2	0.0
Matt Moulson	2	0	0	0	-1	0	0	0	0	0	1	0.0
Derek Grant	1	0	0	0	0	0	0	0	0	0	0	0.0
Zemgus Girgensons	1	0	0	0	-2	0	0	0	0	0	1	0.0
Jake McCabe	2	0	0	0	-3	0	0	0	0	0	1	0.0
Taylor Fedun	1	0	0	0	-1	0	0	0	0	0	1	0.0
Nicolas Deslauriers	2	0	0	0	-1	0	0	0	0	0	0	0.0
Zach Bogosian	2	0	0	0	-1	2	0	0	0	0	1	0.0
Justin Bailey	2	0	0	0	1	0	0	0	0	0	1	0.0
Tyler Ennis	1	0	0	0	-1	0	0	0	0	0	0	0.0
Evan Rodrigues	1	0	0	0	-1	0	0	0	0	0	3	0.0
Nicholas Baptiste	1	0	0	0	-1	0	0	0	0	0	3	0.0
Dmitry Kulikov	1	0	0	0	-3	2	0	0	0	0	0	0.0

BLACKHAWKS INDIVIDUAL SCORING 

Player	GP	G	A	P	+/-	PIM	PP	SH	GW	EN	S	%
Patrick Kane	2	2	3	5	5	0	0	0	1	0	10	20.0
Artem Anisimov	2	3	0	3	4	0	0	0	0	0	6	50.0
Ryan Hartman	2	2	0	2	1	0	0	0	0	0	5	40.0
Jonathan Toews	2	1	1	2	1	0	0	0	0	0	8	12.5
Duncan Keith	2	0	2	2	3	0	0	0	0	0	3	0.0
Michal Kempny	2	0	2	2	1	2	0	0	0	0	6	0.0
Artemi Panarin	2	0	2	2	4	0	0	0	0	0	4	0.0
Marian Hossa	2	1	0	1	0	0	0	0	1	0	5	20.0
Niklas Hjalmarsson	2	0	1	1	3	0	0	0	0	0	0	0.0
Nick Schmaltz	1	0	1	1	1	0	0	0	0	0	2	0.0
Richard Panik	2	0	1	1	0	4	0	0	0	0	9	0.0
Marcus Kruger	1	0	1	1	0	2	0	0	0	0	3	0.0
Tanner Kero	2	0	1	1	1	0	0	0	0	0	2	0.0
Brent Seabrook	2	0	0	0	2	2	0	0	0	0	3	0.0
Andrew Desjardins	1	0	0	0	1	0	0	0	0	0	0	0.0
Spencer Abbott	1	0	0	0	0	0	0	0	0	0	1	0.0
Gustav Forsling	1	0	0	0	1	0	0	0	0	0	1	0.0
Vinnie Hinostroza	2	0	0	0	1	0	0	0	0	0	6	0.0
Brian Campbell	1	0	0	0	1	2	0	0	0	0	1	0.0
Trevor van Riemsdyk	2	0	0	0	2	0	0	0	0	0	5	0.0
Dennis Rasmussen	2	0	0	0	1	0	0	0	0	0	0	0.0

Power Play: 2 - 7 (28.6%) **Penalty Killing:** 5 - 5 (100%) 

Goaltender	GP	Min	GA	GAA	SO	W	L	OT	SA	SV%
Anders Nilsson	1	61	4	3.95	0	0	0	1	43	.907
Robin Lehner	1	60	5	5.00	0	0	1	0	37	.865

Power Play: 0 - 5 (0%) **Penalty Killing:** 5 - 7 (71.4%) 

Goaltender	GP	Min	GA	GAA	SO	W	L	OT	SA	SV%
Corey Crawford	1	61	3	2.95	0	1	0	0	20	.850
Scott Darling	1	59	1	1.01	0	1	0	0	26	.962

@ BUF	AVALANCHE	SABRES	ATTENDANCE	GOALTENDERS	W. GOAL
Feb 16, 2017	0	2	18,335	Robin Lehner / Calvin Pickard	Sam Reinhart

@ COL	AVALANCHE	SABRES	ATTENDANCE	GOALTENDERS	W. GOAL
Feb 25, 2017	5	3	15,362	Jeremy Smith / Robin Lehner	Blake Comeau

SABRES INDIVIDUAL SCORING 

Player	GP	G	A	P	+/-	PIM	PP	SH	GW	EN	S	%
Sam Reinhart	2	2	0	2	-4	0	2	0	1	0	7	28.6
Evan Rodrigues	2	1	1	2	2	0	0	0	0	0	4	25.0
Jack Eichel	2	0	2	2	-2	0	0	0	0	0	5	0.0
Rasmus Ristolainen	2	0	2	2	-3	0	0	0	0	0	11	0.0
Evander Kane	2	1	0	1	-2	0	0	0	0	0	6	16.7
Marcus Foligno	2	1	0	1	0	0	0	0	0	0	5	20.0
Matt Moulson	2	0	1	1	1	0	0	0	0	0	3	0.0
Derek Grant	2	0	1	1	0	0	0	0	0	0	1	0.0
Zemgus Girgensons	1	0	1	1	0	0	0	0	0	0	5	0.0
Justin Bailey	2	0	1	1	1	2	0	0	0	0	5	0.0
Tyler Ennis	2	0	1	1	1	0	0	0	0	0	1	0.0
Ryan O'Reilly	2	0	1	1	-2	0	0	0	0	0	3	0.0
Josh Gorges	2	0	0	0	-1	0	0	0	0	0	2	0.0
Cody Franson	1	0	0	0	1	2	0	0	0	0	0	0.0
Brian Gionta	2	0	0	0	0	0	0	0	0	0	1	0.0
Kyle Okposo	2	0	0	0	-2	0	0	0	0	0	3	0.0
Jake McCabe	2	0	0	0	-1	0	0	0	0	0	4	0.0
Justin Falk	1	0	0	0	0	0	0	0	0	0	0	0.0
Zach Bogosian	2	0	0	0	2	2	0	0	0	0	3	0.0
Dmitry Kulikov	2	0	0	0	-1	0	0	0	0	0	1	0.0

AVALANCHE INDIVIDUAL SCORING 

Player	GP	G	A	P	+/-	PIM	PP	SH	GW	EN	S	%
Gabriel Landeskog	2	2	1	3	2	4	0	0	0	1	3	66.7
Blake Comeau	2	1	1	2	2	0	0	0	1	0	4	25.0
Nathan MacKinnon	2	0	2	2	2	0	0	0	0	0	3	0.0
Matt Nieto	2	0	2	2	1	0	0	0	0	0	5	0.0
Tyson Barrie	2	1	0	1	1	2	0	0	0	0	5	20.0
Mikhail Grigorenko	2	1	0	1	0	0	0	0	0	0	2	50.0
Erik Johnson	1	0	1	1	-1	0	0	0	0	0	1	0.0
Mark Barberio	2	0	1	1	1	2	0	0	0	0	6	0.0
Mikko Rantanen	2	0	1	1	-1	2	0	0	0	0	4	0.0
Jarome Iginla	2	0	0	0	0	0	0	0	0	0	1	0.0
John Mitchell	2	0	0	0	0	0	0	0	0	0	1	0.0
Joe Colborne	2	0	0	0	0	2	0	0	0	0	0	0.0
Matt Duchene	2	0	0	0	0	0	0	0	0	0	4	0.0
Nikita Zadorov	1	0	0	0	0	0	0	0	0	0	3	0.0
Rene Bourque	1	0	0	0	0	0	0	0	0	0	3	0.0
Cody Goloubef	1	0	0	0	0	2	0	0	0	0	0	0.0
Patrick Wiercioch	1	0	0	0	1	0	0	0	0	0	2	0.0
Francois Beauchemin	2	0	0	0	1	0	0	0	0	0	2	0.0
Carl Soderberg	1	0	0	0	0	0	0	0	0	0	1	0.0
Andreas Martinsen	2	0	0	0	-1	2	0	0	0	0	3	0.0
Fedor Tyutin	2	0	0	0	1	0	0	0	0	0	0	0.0

Power Play: 2 - 7 (28.6%) **Penalty Killing:** 2 - 2 (100%) 

Goaltender	GP	Min	GA	GAA	SO	W	L	OT	SA	SV%
Robin Lehner	2	118	4	2.03	1	1	1	0	52	.923

Power Play: 0 - 2 (0%) **Penalty Killing:** 5 - 7 (71.4%) 

Goaltender	GP	Min	GA	GAA	SO	W	L	OT	SA	SV%
Jeremy Smith	1	60	3	3.00	0	1	0	0	37	.919
Calvin Pickard	1	58	2	2.06	0	0	1	0	32	.938

@ BUF	BLUE JACKETS	SABRES	ATTENDANCE	GOALTENDERS	W. GOAL
Mar 11, 2017	3	5	18,744	Robin Lehner / Joonas Korpisalo	Evander Kane

@ CBJ	BLUE JACKETS	SABRES	ATTENDANCE	GOALTENDERS	W. GOAL
Mar 10, 2017	4	3	17,530	Sergei Bobrovsky / Robin Lehner	Boone Jenner
Mar 28, 2017	3	1	14,533	Sergei Bobrovsky / Anders Nilsson	Cam Atkinson

SABRES **INDIVIDUAL SCORING** 

Player	GP	G	A	P	+/-	PIM	PP	SH	GW	EN	S	%
Jake McCabe	3	1	2	3	-2	0	0	0	0	0	5	20.0
Rasmus Ristolainen	2	1	2	3	3	2	0	0	0	0	2	50.0
Evan Rodrigues	3	2	0	2	-1	0	1	0	0	0	7	28.6
Evander Kane	3	1	1	2	-3	2	1	0	1	0	18	5.6
Jack Eichel	3	1	1	2	1	2	0	0	0	1	12	8.3
Sam Reinhart	2	1	1	2	1	0	0	0	0	0	3	33.3
Matt Moulson	3	1	1	2	2	0	1	0	0	0	5	20.0
Nicolas Deslauriers	3	0	2	2	1	10	0	0	0	0	2	0.0
Ryan O'Reilly	3	0	2	2	-2	0	0	0	0	0	7	0.0
Josh Gorges	3	1	0	1	0	4	0	0	0	0	4	25.0
Brian Gionta	3	0	1	1	-2	2	0	0	0	0	4	0.0
Zach Bogosian	3	0	1	1	0	14	0	0	0	0	6	0.0
Marcus Foligno	3	0	1	1	0	4	0	0	0	0	2	0.0
Cody Franson	2	0	0	0	-1	0	0	0	0	0	4	0.0
Zemgus Girgensons	3	0	0	0	0	0	0	0	0	0	5	0.0
Justin Falk	3	0	0	0	-2	2	0	0	0	0	5	0.0
William Carrier	1	0	0	0	-1	0	0	0	0	0	2	0.0
Justin Bailey	2	0	0	0	-3	0	0	0	0	0	2	0.0
Tyler Ennis	3	0	0	0	0	2	0	0	0	0	8	0.0
Brady Austin	1	0	0	0	0	2	0	0	0	0	1	0.0
Dmitry Kulikov	1	0	0	0	-2	0	0	0	0	0	1	0.0

BLUE JACKETS **INDIVIDUAL SCORING** 

Player	GP	G	A	P	+/-	PIM	PP	SH	GW	EN	S	%
Sam Gagner	3	1	2	3	-1	0	1	0	0	0	10	10.0
David Savard	3	2	0	2	2	2	0	0	0	0	8	25.0
Nick Foligno	3	2	0	2	-2	4	1	0	0	0	7	28.6
Cam Atkinson	3	1	1	2	3	0	0	0	1	0	8	12.5
Brandon Saad	3	1	1	2	0	0	0	0	0	1	10	10.0
Seth Jones	3	0	2	2	-2	0	0	0	0	0	5	0.0
Zach Werenski	3	0	2	2	0	0	0	0	0	0	6	0.0
Alexander Wennberg	3	0	2	2	0	0	0	0	0	0	2	0.0
Kyle Quincey	2	1	0	1	0	0	0	0	0	0	3	33.3
Oliver Bjorkstrand	2	1	0	1	0	0	0	0	0	0	10	10.0
Boone Jenner	3	1	0	1	2	2	0	0	1	0	6	16.7
Jack Johnson	3	0	1	1	1	2	0	0	0	0	6	0.0
Brandon Dubinsky	3	0	1	1	3	6	0	0	0	0	5	0.0
Josh Anderson	1	0	1	1	1	2	0	0	0	0	5	0.0
Scott Hartnell	3	0	1	1	0	16	0	0	0	0	3	0.0
Lauri Korpikoski	2	0	0	0	0	0	0	0	0	0	0	0.0
Matt Calvert	1	0	0	0	0	0	0	0	0	0	0	0.0
William Karlsson	3	0	0	0	0	0	0	0	0	0	3	0.0
Ryan Murray	1	0	0	0	0	0	0	0	0	0	0	0.0
Lukas Sedlak	1	0	0	0	0	0	0	0	0	0	1	0.0
TJ Tynan	2	0	0	0	-1	0	0	0	0	0	2	0.0
Scott Harrington	1	0	0	0	1	0	0	0	0	0	1	0.0
Markus Nutivaara	2	0	0	0	2	0	0	0	0	0	3	0.0

Power Play: 3 - 8 (37.5%) **Penalty Killing:** 7 - 9 (77.8%) 

Goaltender	GP	Min	GA	GAA	SO	W	L	OT	SA	SV%
Robin Lehner	2	98	4	2.45	0	1	1	0	63	.937
Anders Nilsson	2	78	5	3.85	0	0	1	0	40	.875

Power Play: 2 - 9 (22.2%) **Penalty Killing:** 5 - 8 (62.5%) 

Goaltender	GP	Min	GA	GAA	SO	W	L	OT	SA	SV%
Sergei Bobrovsky	2	120	4	2.00	0	2	0	0	74	.946
Joonas Korpisalo	1	59	4	4.06	0	0	1	0	30	.867

@ BUF	STARS	SABRES	ATTENDANCE	GOALTENDERS	W. GOAL
Jan 16, 2017	1	4	19,070	Robin Lehner / Kari Lehtonen	Jake McCabe

@ DAL	STARS	SABRES	ATTENDANCE	GOALTENDERS	W. GOAL
Jan 26, 2017	4	3	17,856	Kari Lehtonen / Anders Nilsson	Tyler Seguin

SABRES INDIVIDUAL SCORING 

Player	GP	G	A	P	+/-	PIM	PP	SH	GW	EN	S	%
Evander Kane	2	2	1	3	0	2	0	0	0	0	4	50.0
Jack Eichel	2	2	0	2	1	0	1	0	0	1	16	12.5
Matt Moulson	2	1	0	1	1	2	1	0	0	0	3	33.3
Jake McCabe	1	1	0	1	0	0	1	0	1	0	1	100.0
Tyler Ennis	2	1	0	1	0	0	0	0	0	0	5	20.0
Brian Gionta	2	0	1	1	-1	2	0	0	0	0	1	0.0
Kyle Okposo	2	0	1	1	-1	0	0	0	0	0	2	0.0
Sam Reinhart	2	0	1	1	1	0	0	0	0	0	4	0.0
Cody Franson	2	0	0	0	-2	0	0	0	0	0	3	0.0
Cal O'Reilly	2	0	0	0	-2	0	0	0	0	0	0	0.0
Zemgus Girgensons	2	0	0	0	1	2	0	0	0	0	0	0.0
Taylor Fedun	2	0	0	0	1	0	0	0	0	0	0	0.0
Justin Falk	2	0	0	0	0	0	0	0	0	0	0	0.0
Zach Bogosian	2	0	0	0	-1	2	0	0	0	0	3	0.0
William Carrier	2	0	0	0	-1	0	0	0	0	0	3	0.0
Rasmus Ristolainen	2	0	0	0	1	0	0	0	0	0	7	0.0
Dmitry Kulikov	1	0	0	0	1	2	0	0	0	0	0	0.0
Marcus Foligno	2	0	0	0	1	0	0	0	0	0	2	0.0
Ryan O'Reilly	2	0	0	0	0	0	0	0	0	0	2	0.0

STARS INDIVIDUAL SCORING 

Player	GP	G	A	P	+/-	PIM	PP	SH	GW	EN	S	%
Patrick Sharp	2	2	0	2	1	2	0	0	0	0	10	20.0
Radek Faksa	1	1	0	1	1	2	0	0	0	0	3	33.3
Jamie Benn	2	1	0	1	-1	0	1	0	0	0	8	12.5
Tyler Seguin	2	1	0	1	-2	0	0	0	1	0	2	50.0
John Klingberg	2	0	1	1	-1	2	0	0	0	0	3	0.0
Devin Shore	2	0	1	1	0	0	0	0	0	0	2	0.0
Patrick Eaves	2	0	1	1	-2	0	0	0	0	0	2	0.0
Jiri Hudler	1	0	1	1	0	0	0	0	0	0	1	0.0
Lauri Korpikoski	2	0	1	1	2	0	0	0	0	0	1	0.0
Jason Spezza	2	0	1	1	0	0	0	0	0	0	8	0.0
Dan Hamhuis	2	0	0	0	1	0	0	0	0	0	2	0.0
Julius Honka	1	0	0	0	1	0	0	0	0	0	1	0.0
Jordie Benn	2	0	0	0	2	0	0	0	0	0	5	0.0
Curtis McKenzie	1	0	0	0	0	0	0	0	0	0	0	0.0
Cody Eakin	2	0	0	0	0	0	0	0	0	0	2	0.0
Antoine Roussel	2	0	0	0	-1	0	0	0	0	0	2	0.0
Esa Lindell	2	0	0	0	-3	0	0	0	0	0	4	0.0
Brett Ritchie	2	0	0	0	0	2	0	0	0	0	3	0.0
Adam Cracknell	1	0	0	0	1	0	0	0	0	0	0	0.0
Johnny Oduya	1	0	0	0	0	0	0	0	0	0	1	0.0
Stephen Johns	2	0	0	0	0	0	0	0	0	0	9	0.0

Power Play: 3 - 5 (60%) **Penalty Killing:** 5 - 6 (83.3%) 

Goaltender	GP	Min	GA	GAA	SO	W	L	OT	SA	SV%
Robin Lehner	1	60	1	1.00	0	1	0	0	32	.969
Anders Nilsson	1	60	4	4.03	0	0	1	0	37	.892

Power Play: 1 - 6 (16.7%) **Penalty Killing:** 2 - 5 (40%) 

Goaltender	GP	Min	GA	GAA	SO	W	L	OT	SA	SV%
Kari Lehtonen	2	97	4	2.48	0	1	1	0	50	.920
Antti Niemi	1	20	2	6.00	0	0	0	0	5	.600

@ BUF	RED WINGS	SABRES	ATTENDANCE	GOALTENDERS	W. GOAL
Nov 23, 2016	2 (SO)	1	18,360	Jimmy Howard / Robin Lehner	Thomas Vanek
Jan 20, 2017	2	3 (OT)	18,942	Anders Nilsson / Petr Mrazek	Kyle Okposo
@ DET	RED WINGS	SABRES	ATTENDANCE	GOALTENDERS	W. GOAL
Dec 27, 2016	3	4	20,027	Robin Lehner / Petr Mrazek	Evander Kane
Mar 20, 2017	1	2	20,027	Robin Lehner / Petr Mrazek	Matt Moulson

SABRES INDIVIDUAL SCORING													
Player	GP	G	A	P	+/-	PIM	PP	SH	GW	EN	S	%	
Jack Eichel	3	2	3	5	0	2	1	0	0	0	14	14.3	
Brian Gionta	4	1	2	3	2	0	0	0	0	0	4	25.0	
Ryan O'Reilly	3	1	2	3	-1	0	0	0	0	0	11	9.1	
Rasmus Ristolainen	4	0	3	3	1	0	0	0	0	0	15	0.0	
Evander Kane	4	2	0	2	2	5	0	0	1	0	12	16.7	
Sam Reinhart	4	2	0	2	-1	2	2	0	0	0	13	15.4	
Kyle Okposo	3	1	0	1	0	2	1	0	1	0	7	14.3	
Matt Moulson	4	1	0	1	-1	0	1	0	1	0	4	25.0	
Cody Franson	2	0	1	1	0	0	0	0	0	0	0	0.0	
Jake McCabe	4	0	1	1	-1	2	0	0	0	0	2	0.0	
Justin Falk	3	0	1	1	0	4	0	0	0	0	1	0.0	
Zach Bogosian	3	0	1	1	1	2	0	0	0	0	4	0.0	
Tyler Ennis	2	0	1	1	1	0	0	0	0	0	2	0.0	
Dmitry Kulikov	1	0	1	1	0	2	0	0	0	0	1	0.0	
Marcus Foligno	4	0	1	1	0	5	0	0	0	0	4	0.0	
Josh Gorges	3	0	0	0	1	2	0	0	0	0	3	0.0	
Cal O'Reilly	2	0	0	0	-1	0	0	0	0	0	0	0.0	
Johan Larsson	2	0	0	0	2	0	0	0	0	0	5	0.0	
Derek Grant	2	0	0	0	0	2	0	0	0	0	3	0.0	
Zemgus Girgensons	4	0	0	0	-1	0	0	0	0	0	3	0.0	
Casey Nelson	1	0	0	0	0	0	0	0	0	0	1	0.0	
Taylor Fedun	2	0	0	0	-2	2	0	0	0	0	3	0.0	
Nicolas Deslauriers	1	0	0	0	-1	0	0	0	0	0	1	0.0	
William Carrier	3	0	0	0	0	0	0	0	0	0	4	0.0	
Hudson Fasching	1	0	0	0	0	0	0	0	0	0	0	0.0	
Justin Bailey	1	0	0	0	-1	0	0	0	0	0	0	0.0	
Brady Austin	1	0	0	0	0	2	0	0	0	0	3	0.0	
Evan Rodrigues	1	0	0	0	0	0	0	0	0	0	2	0.0	

RED WINGS INDIVIDUAL SCORING													
Player	GP	G	A	P	+/-	PIM	PP	SH	GW	EN	S	%	
Thomas Vanek	3	1	1	2	0	4	1	0	0	0	7	14.3	
Henrik Zetterberg	4	1	1	2	1	0	0	0	0	0	9	11.1	
Mike Green	3	0	2	2	0	2	0	0	0	0	5	0.0	
Gustav Nyquist	4	1	0	1	0	2	0	0	0	0	7	14.3	
Drew Miller	2	1	0	1	1	0	0	0	0	0	1	100.0	
Tomas Tatar	4	1	0	1	1	2	0	0	0	0	8	12.5	
Darren Helm	1	1	0	1	1	2	0	0	0	0	3	33.3	
Frans Nielsen	4	1	0	1	-2	4	1	0	0	0	11	9.1	
Alexey Marchenko	1	0	1	1	1	0	0	0	0	0	2	0.0	
Justin Abdelkader	3	0	1	1	1	0	0	0	0	0	7	0.0	
Anthony Mantha	4	0	1	1	0	5	0	0	0	0	14	0.0	
Ryan Sproul	1	0	1	1	0	0	0	0	0	0	1	0.0	
Dylan Larkin	4	0	1	1	0	0	0	0	0	0	11	0.0	
Steve Ott	2	0	1	1	1	0	0	0	0	0	2	0.0	
Nick Jensen	3	0	0	0	1	0	0	0	0	0	6	0.0	
Riley Sheahan	4	0	0	0	1	0	0	0	0	0	4	0.0	
Robbie Russo	1	0	0	0	0	0	0	0	0	0	1	0.0	
Luke Glendening	4	0	0	0	-3	2	0	0	0	0	4	0.0	
Brendan Smith	2	0	0	0	0	7	0	0	0	0	2	0.0	
Jonathan Ericsson	3	0	0	0	-2	0	0	0	0	0	2	0.0	
Niklas Kronwall	3	0	0	0	2	2	0	0	0	0	4	0.0	
Tyler Bertuzzi	1	0	0	0	0	0	0	0	0	0	0	0.0	
Xavier Ouellet	3	0	0	0	-2	2	0	0	0	0	4	0.0	
Danny DeKeyser	4	0	0	0	0	0	0	0	0	0	10	0.0	
Andreas Athanasiou	3	0	0	0	-2	0	0	0	0	0	5	0.0	
Tomas Nosek	1	0	0	0	0	0	0	0	0	0	6	0.0	

Power Play:	5 - 12 (41.7%)	Penalty Killing:	10 - 12 (83.3%)							
Goaltender	GP	Min	GA	GAA	SO	W	L	OT	SA	SV%
Robin Lehner	3	185	5	1.62	0	2	0	1	102	.951
Anders Nilsson	1	65	2	1.86	0	1	0	0	34	.941

Power Play:	2 - 12 (16.7%)	Penalty Killing:	7 - 12 (58.3%)							
Goaltender	GP	Min	GA	GAA	SO	W	L	OT	SA	SV%
Jimmy Howard	1	65	1	0.92	0	1	0	0	33	.970
Petr Mrazek	3	182	9	2.97	0	0	2	1	89	.899

@ BUF	OILERS	SABRES	ATTENDANCE	GOALTENDERS	W. GOAL
Dec 6, 2016	3	4 (OT)	18,149	Anders Nilsson / Cam Talbot	Rasmus Ristolainen

@ EDM	OILERS	SABRES	ATTENDANCE	GOALTENDERS	W. GOAL
Oct 16, 2016	2	6	18,347	Robin Lehner / Cam Talbot	Ryan O'Reilly

SABRES INDIVIDUAL SCORING

Player	GP	G	A	P	+/-	PIM	PP	SH	GW	EN	S	%
Ryan O'Reilly	2	2	4	6	2	0	1	0	1	0	3	66.7
Rasmus Ristolainen	2	1	5	6	2	0	1	0	1	0	5	20.0
Brian Gionta	2	3	0	3	3	0	0	0	0	0	4	75.0
Evander Kane	1	2	0	2	1	2	1	0	0	0	4	50.0
Kyle Okposo	2	1	1	2	2	2	0	0	0	0	3	33.3
Matt Moulson	2	1	1	2	0	0	1	0	0	0	4	25.0
Jake McCabe	2	0	2	2	3	4	0	0	0	0	2	0.0
Marcus Foligno	2	0	2	2	2	0	0	0	0	0	2	0.0
Cody Franson	2	0	1	1	-1	4	0	0	0	0	3	0.0
Jack Eichel	1	0	1	1	1	0	0	0	0	0	4	0.0
Johan Larsson	2	0	1	1	2	0	0	0	0	0	1	0.0
Sam Reinhart	2	0	1	1	3	0	0	0	0	0	3	0.0
Josh Gorges	1	0	0	0	0	0	0	0	0	0	0	0.0
Derek Grant	2	0	0	0	-1	2	0	0	0	0	2	0.0
Zemgus Girgensons	2	0	0	0	-2	0	0	0	0	0	2	0.0
Justin Falk	1	0	0	0	0	0	0	0	0	0	0	0.0
Nicolas Deslauriers	1	0	0	0	0	0	0	0	0	0	0	0.0
Brendan Guhle	1	0	0	0	0	0	0	0	0	0	0	0.0
Erik Burgdoerfer	1	0	0	0	0	0	0	0	0	0	2	0.0
Zach Bogosian	1	0	0	0	3	0	0	0	0	0	0	0.0
William Carrier	1	0	0	0	-1	0	0	0	0	0	2	0.0
Hudson Fasching	1	0	0	0	0	0	0	0	0	0	0	0.0
Tyler Ennis	1	0	0	0	-1	0	0	0	0	0	3	0.0
Dmitry Kulikov	1	0	0	0	-2	0	0	0	0	0	1	0.0

OILERS INDIVIDUAL SCORING

Player	GP	G	A	P	+/-	PIM	PP	SH	GW	EN	S	%
Milan Lucic	2	2	0	2	-2	0	0	0	0	0	8	25.0
Jordan Eberle	2	1	1	2	-1	0	1	0	0	0	6	16.7
Leon Draisaitl	2	1	1	2	-1	0	1	0	0	0	10	10.0
Drake Caggiula	1	0	2	2	1	0	0	0	0	0	0	0.0
Ryan Nugent-Hopkins	2	0	2	2	-1	2	0	0	0	0	6	0.0
Connor McDavid	2	0	2	2	-1	2	0	0	0	0	6	0.0
Benoit Pouliot	1	1	0	1	1	4	0	0	0	0	1	100.0
Andrej Sekera	2	0	1	1	-1	0	0	0	0	0	4	0.0
Zack Kassian	2	0	1	1	0	2	0	0	0	0	3	0.0
Kris Russell	2	0	0	0	-1	0	0	0	0	0	2	0.0
Mark Fayne	1	0	0	0	-1	0	0	0	0	0	0	0.0
Adam Larsson	2	0	0	0	-1	2	0	0	0	0	2	0.0
Tyler Pitlick	2	0	0	0	0	0	0	0	0	0	2	0.0
Patrick Maroon	2	0	0	0	0	2	0	0	0	0	4	0.0
Matt Hendricks	1	0	0	0	-1	0	0	0	0	0	1	0.0
Darnell Nurse	1	0	0	0	-2	2	0	0	0	0	1	0.0
Anton Lander	1	0	0	0	0	2	0	0	0	0	0	0.0
Mark Letestu	2	0	0	0	-3	0	0	0	0	0	2	0.0
Eric Gryba	1	0	0	0	0	6	0	0	0	0	1	0.0
Oscar Klefbom	2	0	0	0	-1	0	0	0	0	0	6	0.0
Matt Benning	1	0	0	0	1	0	0	0	0	0	3	0.0
Jesse Puljujarvi	2	0	0	0	-1	0	0	0	0	0	2	0.0

Power Play: 4 - 10 (40%) Penalty Killing: 3 - 5 (60%)

Goaltender	GP	Min	GA	GAA	SO	W	L	OT	SA	SV%
Anders Nilsson	1	60	3	3.00	0	1	0	0	37	.919
Robin Lehner	1	60	2	2.00	0	1	0	0	33	.939

Power Play: 2 - 5 (40%) Penalty Killing: 6 - 10 (60%)


Goaltender	GP	Min	GA	GAA	SO	W	L	OT	SA	SV%
Jonas Gustavsson	1	10	0	.00	0	0	0	0	1	1.000
Cam Talbot	2	110	10	5.43	0	0	1	1	49	.796

@ BUF	PANTHERS	SABRES	ATTENDANCE	GOALTENDERS	W. GOAL
Oct 29, 2016	0	3	18,261	Anders Nilsson / Roberto Luongo	Johan Larsson
Mar 27, 2017	2	4	18,564	Robin Lehner / James Reimer	Brian Gionta


@ FLA	PANTHERS	SABRES	ATTENDANCE	GOALTENDERS	W. GOAL
Dec 20, 2016	4 (SO)	3	14,265	Roberto Luongo / Robin Lehner	Vincent Trocheck
Apr 8, 2017	3	0	17,235	James Reimer / Robin Lehner	Nick Bjugstad

SABRES **INDIVIDUAL SCORING** 


Player	GP	G	A	P	+/-	PIM	PP	SH	GW	EN	S	%
Sam Reinhart	4	2	3	5	1	2	2	0	0	0	12	16.7
Brian Gionta	4	1	2	3	0	2	1	0	1	0	14	7.1
Rasmus Ristolainen	3	1	2	3	-1	2	0	0	0	0	4	25.0
Matt Moulson	4	0	3	3	-1	2	0	0	0	0	6	0.0
Marcus Foligno	3	1	1	2	3	5	0	0	0	0	2	50.0
Ryan O'Reilly	4	1	1	2	0	0	1	0	0	0	11	9.1
Jack Eichel	3	0	2	2	-1	0	0	0	0	0	12	0.0
Evander Kane	3	1	0	1	-1	4	0	0	0	0	11	9.1
Kyle Okposo	3	1	0	1	-2	0	1	0	0	0	6	16.7
Johan Larsson	2	1	0	1	1	4	0	0	1	0	3	33.3
Zach Bogosian	4	1	0	1	-1	4	0	0	0	0	5	20.0
Cody Franson	2	0	1	1	2	0	0	0	0	0	3	0.0
Zemgus Girgensons	4	0	1	1	1	0	0	0	0	0	5	0.0
Dmitry Kulikov	4	0	1	1	-1	2	0	0	0	0	5	0.0
Josh Gorges	4	0	0	0	1	5	0	0	0	0	2	0.0
Derek Grant	2	0	0	0	0	0	0	0	0	0	2	0.0
Jake McCabe	4	0	0	0	2	0	0	0	0	0	5	0.0
Justin Falk	2	0	0	0	-1	2	0	0	0	0	1	0.0
Sean Malone	1	0	0	0	0	0	0	0	0	0	1	0.0
Nicolas Deslauriers	2	0	0	0	0	0	0	0	0	0	3	0.0
William Carrier	2	0	0	0	0	4	0	0	0	0	0	0.0
Hudson Fasching	1	0	0	0	0	0	0	0	0	0	0	0.0
Tyler Ennis	3	0	0	0	0	2	0	0	0	0	4	0.0
Brady Austin	1	0	0	0	-1	0	0	0	0	0	3	0.0
Alexander Nylander	1	0	0	0	0	0	0	0	0	0	2	0.0
Evan Rodrigues	2	0	0	0	-1	2	0	0	0	0	1	0.0

PANTHERS **INDIVIDUAL SCORING** 

Player	GP	G	A	P	+/-	PIM	PP	SH	GW	EN	S	%
Jaromir Jagr	4	0	5	5	2	6	0	0	0	0	12	0.0
Jonathan Huberdeau	2	3	1	4	2	7	1	0	0	0	11	27.3
Aleksander Barkov	3	1	2	3	1	0	0	0	0	0	7	14.3
Nick Bjugstad	3	2	0	2	1	0	0	0	1	0	6	33.3
Keith Yandle	4	1	1	2	0	0	1	0	0	0	19	5.3
Jonathan Marchessault	3	1	0	1	-1	0	1	0	0	0	7	14.3
Reilly Smith	4	0	1	1	1	2	0	0	0	0	10	0.0
Jason Demers	3	0	1	1	0	2	0	0	0	0	4	0.0
Thomas Vanek	2	0	1	1	0	0	0	0	0	0	1	0.0
Aaron Ekblad	2	0	0	0	-2	2	0	0	0	0	7	0.0
Alex Petrovic	3	0	0	0	2	0	0	0	0	0	5	0.0
Colton Sceviour	4	0	0	0	-1	2	0	0	0	0	7	0.0
Ian McCoshen	1	0	0	0	0	0	0	0	0	0	0	0.0
Mark Pysyk	4	0	0	0	0	0	0	0	0	0	2	0.0
Paul Thompson	1	0	0	0	0	2	0	0	0	0	0	0.0
Derek MacKenzie	4	0	0	0	-2	0	0	0	0	0	4	0.0
Michael Matheson	3	0	0	0	3	0	0	0	0	0	5	0.0
Vincent Trocheck	4	0	0	0	2	0	0	0	0	0	8	0.0
Shawn Thornton	4	0	0	0	-1	5	0	0	0	0	3	0.0
Seth Griffith	1	0	0	0	0	0	0	0	0	0	2	0.0
Greg McKeeg	1	0	0	0	-1	0	0	0	0	0	0	0.0
Jussi Jokinen	2	0	0	0	-2	0	0	0	0	0	7	0.0
Shane Harper	1	0	0	0	0	0	0	0	0	0	0	0.0
Steven Kampfer	1	0	0	0	-1	4	0	0	0	0	0	0.0
Jakub Kindl	2	0	0	0	-2	4	0	0	0	0	1	0.0
Michael Sgarbossa	1	0	0	0	0	0	0	0	0	0	0	0.0
MacKenzie Weegar	1	0	0	0	0	0	0	0	0	0	2	0.0
Denis Malgin	3	0	0	0	-1	0	0	0	0	0	7	0.0
Jared McCann	1	0	0	0	0	0	0	0	0	0	4	0.0

Power Play: 5 - 12 (41.7%) **Penalty Killing:** 12 - 15 (80%) 

Goaltender	GP	Min	GA	GAA	SO	W	L	OT	SA	SV%
Anders Nilsson	1	60	0	0.00	1	1	0	0	33	1.000
Robin Lehner	3	185	8	2.59	0	1	1	1	108	.926

Power Play: 3 - 15 (20%) **Penalty Killing:** 7 - 12 (58.3%) 

Goaltender	GP	Min	GA	GAA	SO	W	L	OT	SA	SV%
Roberto Luongo	2	125	6	2.89	0	1	1	0	61	.902
James Reimer	2	95	4	2.52	1	1	1	0	52	.923
Reto Berra	1	23	0	.00	0	0	0	0	10	1.000

@ BUF	KINGS	SABRES	ATTENDANCE	GOALTENDERS	W. GOAL
Dec 13, 2016	3	6	18,375	Robin Lehner / Jeff Zatkoff	Jack Eichel

@ LAK	KINGS	SABRES	ATTENDANCE	GOALTENDERS	W. GOAL
Mar 16, 2017	2	0	18,230	Jonathan Quick / Robin Lehner	Jarome Iginla

SABRES INDIVIDUAL SCORING												
Player	GP	G	A	P	+/-	PIM	PP	SH	GW	EN	S	%
Jack Eichel	2	2	1	3	2	0	0	0	1	0	7	28.6
Kyle Okposo	1	0	3	3	3	0	0	0	0	0	1	0.0
Matt Moulson	2	0	2	2	2	0	0	0	0	0	2	0.0
Rasmus Ristolainen	2	0	2	2	1	0	0	0	0	0	2	0.0
Evander Kane	2	1	0	1	0	2	0	0	0	0	5	20.0
Brian Gionta	2	1	0	1	1	0	0	0	0	0	5	20.0
Sam Reinhart	2	1	0	1	0	0	0	0	0	1	4	25.0
Ryan O'Reilly	2	1	0	1	-2	2	0	0	0	0	3	33.3
Johan Larsson	1	0	1	1	0	0	0	0	0	0	1	0.0
Justin Falk	1	0	1	1	1	5	0	0	0	0	0	0.0
Josh Gorges	2	0	0	0	2	0	0	0	0	0	3	0.0
Cody Franson	2	0	0	0	-1	2	0	0	0	0	1	0.0
Zemgus Girgensons	2	0	0	0	0	0	0	0	0	0	2	0.0
Jake McCabe	2	0	0	0	0	0	0	0	0	0	1	0.0
Taylor Fedun	1	0	0	0	0	0	0	0	0	0	0	0.0
Nicolas Deslauriers	2	0	0	0	0	0	0	0	0	0	0	0.0
Zach Bogosian	1	0	0	0	-1	0	0	0	0	0	1	0.0
William Carrier	1	0	0	0	-1	0	0	0	0	0	1	0.0
Hudson Fasching	1	0	0	0	0	0	0	0	0	0	2	0.0
Tyler Ennis	1	0	0	0	0	0	0	0	0	0	3	0.0
Evan Rodrigues	1	0	0	0	-1	0	0	0	0	0	5	0.0
Dmitry Kulikov	1	0	0	0	1	0	0	0	0	0	2	0.0
Marcus Foligno	2	0	0	0	1	5	0	0	0	0	1	0.0

KINGS INDIVIDUAL SCORING												
Player	GP	G	A	P	+/-	PIM	PP	SH	GW	EN	S	%
Jeff Carter	2	2	0	2	0	0	0	0	0	0	9	22.2
Anze Kopitar	2	1	1	2	-1	0	0	0	0	0	1	100.0
Dustin Brown	2	0	2	2	0	0	0	0	0	0	7	0.0
Adrian Kempe	1	1	0	1	1	0	0	0	0	0	3	33.3
Jarome Iginla	1	1	0	1	1	0	0	0	1	0	1	100.0
Jake Muzzin	2	0	1	1	-3	2	0	0	0	0	2	0.0
Drew Doughty	2	0	1	1	1	2	0	0	0	0	1	0.0
Trevor Lewis	2	0	1	1	-2	4	0	0	0	0	3	0.0
Derek Forbort	2	0	1	1	2	0	0	0	0	0	1	0.0
Tyler Toffoli	2	0	1	1	1	0	0	0	0	0	1	0.0
Matt Greene	1	0	0	0	0	0	0	0	0	0	0	0.0
Marian Gaborik	2	0	0	0	1	0	0	0	0	0	7	0.0
Kyle Clifford	2	0	0	0	-1	5	0	0	0	0	7	0.0
Andy Andreoff	2	0	0	0	0	2	0	0	0	0	3	0.0
Dwight King	1	0	0	0	-2	0	0	0	0	0	2	0.0
Nick Shore	1	0	0	0	-2	0	0	0	0	0	1	0.0
Nic Dowd	1	0	0	0	0	0	0	0	0	0	3	0.0
Alec Martinez	2	0	0	0	-3	0	0	0	0	0	3	0.0
Paul LaDue	1	0	0	0	1	0	0	0	0	0	1	0.0
Kevin Gravel	2	0	0	0	0	0	0	0	0	0	6	0.0
Tanner Pearson	2	0	0	0	5	0	0	0	0	0	6	0.0
Jordan Nolan	1	0	0	0	-1	0	0	0	0	0	1	0.0

Power Play: 0 - 3 (0%)	Penalty Killing: 2 - 2 (100%)									
Goaltender	GP	Min	GA	GAA	SO	W	L	OT	SA	SV%
Robin Lehner	2	118	5	2.53	0	1	1	0	69	.928

Power Play: 0 - 2 (0%)	Penalty Killing: 3 - 3 (100%)									
Goaltender	GP	Min	GA	GAA	SO	W	L	OT	SA	SV%
Jonathan Quick	1	60	0	0.00	1	1	0	0	26	1.000
Peter Budaj	1	53	4	4.54	0	0	0	0	22	.818
Jeff Zatkoff	1	6	1	9.68	0	0	1	0	3	.667

@ BUF	KINGS	SABRES	ATTENDANCE	GOALTENDERS	W. GOAL
Oct 27, 2016	4	0	18,122	Devan Dubnyk / Anders Nilsson	Joel Eriksson Ek

@ MIN	KINGS	SABRES	ATTENDANCE	GOALTENDERS	W. GOAL
Nov 1, 2016	1	2	18,864	Robin Lehner / Devan Dubnyk	Johan Larsson

SABRES INDIVIDUAL SCORING 

Player	GP	G	A	P	+/-	PIM	PP	SH	GW	EN	S	%
Johan Larsson	2	1	0	1	0	0	0	0	1	0	2	50.0
Ryan O'Reilly	2	1	0	1	-1	0	0	0	0	0	6	16.7
Brian Gionta	2	0	1	1	1	0	0	0	0	0	1	0.0
Josh Gorges	2	0	0	1	2	0	0	0	0	0	0	0.0
Cody Franson	2	0	0	0	-1	0	0	0	0	0	3	0.0
Kyle Okposo	2	0	0	0	-1	0	0	0	0	0	4	0.0
Sam Reinhart	2	0	0	0	-2	0	0	0	0	0	5	0.0
Matt Moulson	2	0	0	0	0	0	0	0	0	0	5	0.0
Derek Grant	2	0	0	0	-1	0	0	0	0	0	2	0.0
Zemgus Girgensons	2	0	0	0	-1	0	0	0	0	0	5	0.0
Jake McCabe	2	0	0	0	-2	0	0	0	0	0	0	0.0
Nicolas Deslauriers	1	0	0	0	-1	0	0	0	0	0	1	0.0
Zach Bogosian	2	0	0	0	-1	2	0	0	0	0	6	0.0
Hudson Fasching	1	0	0	0	-1	0	0	0	0	0	2	0.0
Rasmus Ristolainen	2	0	0	0	0	2	0	0	0	0	6	0.0
Justin Bailey	1	0	0	0	0	0	0	0	0	0	0	0.0
Tyler Ennis	2	0	0	0	-1	0	0	0	0	0	10	0.0
Nicholas Baptiste	1	0	0	0	0	0	0	0	0	0	3	0.0
Dmitry Kulikov	2	0	0	0	-1	0	0	0	0	0	1	0.0
Marcus Foligno	2	0	0	0	1	0	0	0	0	0	0	0.0

WILD INDIVIDUAL SCORING 

Player	GP	G	A	P	+/-	PIM	PP	SH	GW	EN	S	%
Ryan Suter	2	1	1	2	3	0	0	0	0	0	6	16.7
Eric Staal	2	0	2	2	1	0	0	0	0	0	5	0.0
Mikko Koivu	2	1	0	1	0	0	0	0	0	1	2	50.0
Joel Eriksson Ek	2	1	0	1	1	0	0	0	1	0	1	100.0
Jason Zucker	2	1	0	1	2	0	0	0	0	0	2	50.0
Mikael Granlund	2	1	0	1	-1	0	1	0	0	0	2	50.0
Charlie Coyle	2	0	1	1	0	0	0	0	0	0	2	0.0
Christian Folin	2	0	1	1	1	0	0	0	0	0	5	0.0
Marco Scandella	1	0	1	1	0	0	0	0	0	0	0	0.0
Chris Stewart	2	0	1	1	2	0	0	0	0	0	0	0.0
Zach Parise	1	0	1	1	1	0	0	0	0	0	2	0.0
Jason Pominville	2	0	1	1	-1	0	0	0	0	0	4	0.0
Nate Prosser	2	0	1	1	1	0	0	0	0	0	2	0.0
Teemu Pulkkinen	1	0	0	0	0	2	0	0	0	0	0	0.0
Jordan Schroeder	1	0	0	0	0	0	0	0	0	0	3	0.0
Nino Niederreiter	2	0	0	0	0	0	0	0	0	0	2	0.0
Matt Dumba	2	0	0	0	0	0	0	0	0	0	4	0.0
Jonas Brodin	2	0	0	0	0	2	0	0	0	0	4	0.0
Zac Dalpe	1	0	0	0	1	0	0	0	0	0	0	0.0
Tyler Graovac	1	0	0	0	0	0	0	0	0	0	1	0.0
Jared Spurgeon	1	0	0	0	-1	0	0	0	0	0	2	0.0
Christoph Bertschy	1	0	0	0	0	2	0	0	0	0	1	0.0

Power Play: 0 - 3 (0%) **Penalty Killing:** 2 - 3 (66.7%) 

Goaltender	GP	Min	GA	GAA	SO	W	L	OT	SA	SV%
Robin Lehner	1	60	1	1.00	0	1	0	0	28	.964
Anders Nilsson	1	60	3	3.03	0	0	1	0	21	.857

Power Play: 0 - 2 (0%) **Penalty Killing:** 3 - 3 (100%) 

Goaltender	GP	Min	GA	GAA	SO	W	L	OT	SA	SV%
Devan Dubnyk	2	118	2	1.01	1	1	1	0	62	.968

@ BUF	CANADIENS	SABRES	ATTENDANCE	GOALTENDERS	W. GOAL
Oct 13, 2016	4	1	19,070	Al Montoya / Robin Lehner	Torrey Mitchell
Apr 5, 2017	1	2	18,815	Robin Lehner / Carey Price	Tyler Ennis
@ MTL	CANADIENS	SABRES	ATTENDANCE	GOALTENDERS	W. GOAL
Jan 21, 2017	2	3 (OT)	21,288	Robin Lehner / Carey Price	Zach Bogosian
Jan 31, 2017	5	2	21,288	Carey Price / Robin Lehner	David Desharnais

SABRES	INDIVIDUAL SCORING												
Player	GP	G	A	P	+/-	PIM	PP	SH	GW	EN	S	%	
Evander Kane	4	0	4	4	1	0	0	0	0	0	16	0.0	
Ryan O'Reilly	4	0	3	3	1	0	0	0	0	0	5	0.0	
Brian Gionta	4	2	0	2	0	0	1	0	0	0	5	40.0	
Cody Franson	4	1	1	2	-3	0	0	0	0	0	6	16.7	
Rasmus Ristolainen	4	1	1	2	-1	2	0	0	0	0	17	5.9	
Matt Moulson	4	1	0	1	-1	0	1	0	0	0	8	12.5	
Zach Bogosian	4	1	0	1	-5	0	0	0	1	0	8	12.5	
Tyler Ennis	4	1	0	1	-2	0	0	0	1	0	9	11.1	
Dmitry Kulikov	2	1	0	1	1	0	0	0	0	0	3	33.3	
Josh Gorges	2	0	1	1	-1	4	0	0	0	0	2	0.0	
Jack Eichel	3	0	1	1	-3	0	0	0	0	0	11	0.0	
Cal O'Reilly	2	0	1	1	-1	0	0	0	0	0	0	0.0	
Sam Reinhart	4	0	1	1	-4	0	0	0	0	0	10	0.0	
Kyle Okposo	2	0	0	0	-1	0	0	0	0	0	6	0.0	
Johan Larsson	1	0	0	0	-1	0	0	0	0	0	1	0.0	
Derek Grant	1	0	0	0	-1	0	0	0	0	0	0	0.0	
Zemgus Girgensons	4	0	0	0	-1	0	0	0	0	0	8	0.0	
Jake McCabe	1	0	0	0	-1	0	0	0	0	0	0	0.0	
Casey Nelson	2	0	0	0	-1	0	0	0	0	0	2	0.0	
Taylor Fedun	2	0	0	0	0	2	0	0	0	0	3	0.0	
Justin Falk	3	0	0	0	-2	2	0	0	0	0	1	0.0	
Nicolas Deslauriers	2	0	0	0	-1	0	0	0	0	0	5	0.0	
William Carrier	2	0	0	0	0	0	0	0	0	0	2	0.0	
Hudson Fasching	1	0	0	0	-1	0	0	0	0	0	1	0.0	
Alexander Nylander	1	0	0	0	0	0	0	0	0	0	2	0.0	
Evan Rodrigues	1	0	0	0	0	0	0	0	0	0	1	0.0	
Marcus Foligno	4	0	0	0	-4	2	0	0	0	0	6	0.0	

CANADIENS	INDIVIDUAL SCORING												
Player	GP	G	A	P	+/-	PIM	PP	SH	GW	EN	S	%	
Max Pacioretty	4	3	2	5	6	0	0	0	0	0	7	42.9	
Phillip Danault	4	1	3	4	5	0	0	0	0	0	6	16.7	
Paul Byron	4	1	3	4	2	0	0	0	0	0	8	12.5	
Alexander Radulov	4	0	3	3	4	6	0	0	0	0	5	0.0	
Brendan Gallagher	2	2	0	2	1	0	0	0	0	0	6	33.3	
David Desharnais	2	1	1	2	1	0	0	0	1	0	2	50.0	
Tomas Plekanec	4	1	1	2	1	0	0	0	0	0	6	16.7	
Torrey Mitchell	4	1	0	1	0	0	0	0	1	0	5	20.0	
Artturi Lehkonen	4	1	0	1	0	0	0	0	0	0	12	8.3	
Andrew Shaw	4	1	0	1	-1	10	0	0	0	0	10	10.0	
Shea Weber	3	0	1	1	3	2	0	0	0	0	7	0.0	
Sven Andrighetto	2	0	1	1	0	0	0	0	0	0	3	0.0	
Jeff Petry	2	0	1	1	1	0	0	0	0	0	5	0.0	
Alex Galchenyuk	3	0	1	1	-1	2	0	0	0	0	7	0.0	
Daniel Carr	2	0	1	1	1	2	0	0	0	0	3	0.0	
Andrei Markov	3	0	1	1	3	0	0	0	0	0	5	0.0	
Mark Barberio	1	0	0	0	1	2	0	0	0	0	2	0.0	
Nikita Nesterov	2	0	0	0	2	0	0	0	0	0	4	0.0	
Zach Redmond	1	0	0	0	0	0	0	0	0	0	2	0.0	
Dwight King	1	0	0	0	0	0	0	0	0	0	2	0.0	
Mikhail Sergachev	1	0	0	0	0	0	0	0	0	0	0	0.0	
Jacob De La Rose	1	0	0	0	0	0	0	0	0	0	0	0.0	
Nathan Beaulieu	4	0	0	0	3	2	0	0	0	0	6	0.0	
Greg Pateryn	2	0	0	0	2	2	0	0	0	0	7	0.0	
Brian Flynn	3	0	0	0	0	0	0	0	0	0	4	0.0	
Alexei Emelin	4	0	0	0	-2	4	0	0	0	0	5	0.0	
Brandon Davidson	1	0	0	0	0	0	0	0	0	0	0	0.0	

Power Play:	2 - 11 (18.2%)	Penalty Killing:	5 - 5 (100%)							
Goaltender	GP	Min	GA	GAA	SO	W	L	OT	SA	SV%
Robin Lehner	4	240	12	3.00	0	2	2	0	129	.907

Power Play:	0 - 5 (0%)	Penalty Killing:	9 - 11 (81.8%)							
Goaltender	GP	Min	GA	GAA	SO	W	L	OT	SA	SV%
Al Montoya	1	60	1	1.00	0	1	0	0	31	.968
Carey Price	3	181	7	2.33	0	1	1	1	107	.935

@ BUF	PREDATORS	SABRES	ATTENDANCE	GOALTENDERS	W. GOAL
Feb 28, 2017	5 (OT)	4	18,634	Pekka Rinne / Robin Lehner	Filip Forsberg

@ NSH	PREDATORS	SABRES	ATTENDANCE	GOALTENDERS	W. GOAL
Jan 24, 2017	4	5 (OT)	17,113	Robin Lehner / Juse Saros	Jack Eichel

SABRES INDIVIDUAL SCORING 

Player	GP	G	A	P	+/-	PIM	PP	SH	GW	EN	S	%
Brian Gionta	2	2	1	3	2	0	0	0	0	0	6	33.3
Jack Eichel	2	2	1	3	2	0	0	0	1	0	8	25.0
Kyle Okposo	2	2	1	3	0	0	0	0	0	0	10	20.0
Cody Franson	2	0	3	3	3	2	0	0	0	0	3	0.0
Evander Kane	2	1	1	2	1	6	0	0	0	0	10	10.0
Zemgus Girgensons	2	1	1	2	1	0	0	0	0	0	2	50.0
Jake McCabe	1	1	1	2	0	0	0	0	0	0	3	33.3
Matt Moulson	2	0	2	2	2	0	0	0	0	0	2	0.0
Zach Bogosian	2	0	2	2	1	0	0	0	0	0	2	0.0
Sam Reinhart	2	0	1	1	-1	0	0	0	0	0	6	0.0
Taylor Fedun	1	0	1	1	0	0	0	0	0	0	0	0.0
Ryan O'Reilly	2	0	1	1	0	0	0	0	0	0	4	0.0
Josh Gorges	1	0	0	0	1	0	0	0	0	0	0	0.0
Cal O'Reilly	1	0	0	0	0	0	0	0	0	0	1	0.0
Justin Falk	1	0	0	0	0	2	0	0	0	0	1	0.0
Nicolas Deslauriers	1	0	0	0	0	0	0	0	0	0	1	0.0
Rasmus Ristolainen	2	0	0	0	-1	2	0	0	0	0	5	0.0
Justin Bailey	1	0	0	0	0	0	0	0	0	0	0	1.0
Tyler Ennis	2	0	0	0	-1	0	0	0	0	0	1	0.0
Evan Rodrigues	1	0	0	0	0	2	0	0	0	0	1	0.0
Dmitry Kulikov	2	0	0	0	0	0	0	0	0	0	0	0.0
Marcus Foligno	2	0	0	0	0	7	0	0	0	0	2	0.0

PREDATORS INDIVIDUAL SCORING 

Player	GP	G	A	P	+/-	PIM	PP	SH	GW	EN	S	%
Filip Forsberg	2	3	1	4	2	0	0	1	1	0	12	25.0
Ryan Johansen	2	1	2	3	1	0	0	0	0	0	3	33.3
Matt Irwin	2	0	3	3	0	0	0	0	0	0	5	0.0
James Neal	2	1	1	2	-5	0	0	0	0	0	8	12.5
Viktor Arvidsson	2	1	1	2	0	2	1	0	0	0	8	12.5
Calle Jarnkrok	2	0	2	2	-3	0	0	0	0	0	1	0.0
Roman Josi	1	0	2	2	1	0	0	0	0	0	6	0.0
Mike Fisher	2	1	0	1	1	0	0	0	0	0	4	25.0
Colin Wilson	2	1	0	1	-3	0	1	0	0	0	4	25.0
Cody McLeod	1	1	0	1	1	5	0	0	0	0	2	50.0
Yannick Weber	2	0	1	1	2	0	0	0	0	0	0	0.0
Austin Watson	2	0	1	1	1	0	0	0	0	0	1	0.0
Mike Ribeiro	1	0	1	1	-2	0	0	0	0	0	0	0.0
Anthony Bitetto	1	0	0	0	0	0	0	0	0	0	0	0.0
Ryan Ellis	2	0	0	0	-2	0	0	0	0	0	5	0.0
Colton Sissons	1	0	0	0	1	2	0	0	0	0	0	0.0
Mattias Ekholm	2	0	0	0	-2	4	0	0	0	0	5	0.0
Craig Smith	2	0	0	0	0	0	0	0	0	0	7	0.0
Harry Zolnierczyk	1	0	0	0	0	0	0	0	0	0	1	0.0
Kevin Fiala	1	0	0	0	1	0	0	0	0	0	2	0.0
P.K. Subban	2	0	0	0	-3	2	0	0	0	0	5	0.0
Vernon Fiddler	1	0	0	0	-1	0	0	0	0	0	1	0.0

Power Play: 0 - 4 (0%) **Penalty Killing:** 5 - 7 (71.4%) 

Goaltender	GP	Min	GA	GAA	SO	W	L	OT	SA	SV%
Robin Lehner	2	125	9	4.32	0	1	0	1	80	.888

Power Play: 2 - 7 (28.6%) **Penalty Killing:** 4 - 4 (100%) 

Goaltender	GP	Min	GA	GAA	SO	W	L	OT	SA	SV%
Pekka Rinne	1	63	4	3.82	0	1	0	0	32	.875
Juse Saros	1	62	5	4.80	0	0	0	1	37	.865

@ BUF	DEVILS	SABRES	ATTENDANCE	GOALTENDERS	W. GOAL
Nov 11, 2016	2 (OT)	1	18,301	Keith Kinkaid / Anders Nilsson	Andy Greene
@ NJD	DEVILS	SABRES	ATTENDANCE	GOALTENDERS	W. GOAL
Nov 12, 2016	4	2	16,514	Cory Schneider / Robin Lehner	Kyle Palmieri
Feb 6, 2017	2	1	12,105	Cory Schneider / Robin Lehner	Pavel Zacha

SABRES	INDIVIDUAL SCORING												
Player	GP	G	A	P	+/-	PIM	PP	SH	GW	EN	S	%	
Matt Moulson	3	2	0	2	-1	0	1	0	0	0	5	40.0	
Kyle Okposo	3	0	2	2	1	0	0	0	0	0	2	0.0	
Tyler Ennis	1	1	0	1	1	0	0	0	0	0	1	100.0	
Marcus Foligno	3	1	0	1	-1	2	0	0	0	0	7	14.3	
Cody Franson	3	0	1	1	0	2	0	0	0	0	3	0.0	
Brian Gionta	3	0	1	1	-1	0	0	0	0	0	6	0.0	
Derek Grant	2	0	1	1	1	0	0	0	0	0	3	0.0	
Justin Falk	3	0	1	1	0	2	0	0	0	0	3	0.0	
Ryan O'Reilly	2	0	1	1	1	0	0	0	0	0	4	0.0	
Josh Gorges	3	0	0	0	-1	2	0	0	0	0	2	0.0	
Evander Kane	3	0	0	0	-3	14	0	0	0	0	8	0.0	
Cole Schneider	1	0	0	0	0	0	0	0	0	0	3	0.0	
Jack Eichel	1	0	0	0	0	0	0	0	0	0	3	0.0	
Johan Larsson	2	0	0	0	-2	0	0	0	0	0	0	0.0	
Sam Reinhart	3	0	0	0	0	0	0	0	0	0	1	0.0	
Zemgus Girgensons	3	0	0	0	-2	0	0	0	0	0	6	0.0	
Jake McCabe	3	0	0	0	0	2	0	0	0	0	1	0.0	
Casey Nelson	2	0	0	0	-1	2	0	0	0	0	1	0.0	
Nicolas Deslauriers	1	0	0	0	0	5	0	0	0	0	0	0.0	
William Carrier	2	0	0	0	1	0	0	0	0	0	5	0.0	
Rasmus Ristolainen	3	0	0	0	-2	2	0	0	0	0	5	0.0	
Justin Bailey	1	0	0	0	0	0	0	0	0	0	1	0.0	
Nicholas Baptiste	2	0	0	0	0	4	0	0	0	0	1	0.0	
Dmitry Kulikov	1	0	0	0	0	2	0	0	0	0	1	0.0	

DEVILS	INDIVIDUAL SCORING												
Player	GP	G	A	P	+/-	PIM	PP	SH	GW	EN	S	%	
Adam Henrique	3	1	2	3	3	0	1	0	0	0	5	20.0	
Taylor Hall	3	0	3	3	2	0	0	0	0	0	13	0.0	
Damon Severson	3	0	3	3	2	4	0	0	0	0	13	0.0	
Andy Greene	3	1	1	2	2	0	0	0	1	0	5	20.0	
Pavel Zacha	3	1	1	2	-3	0	1	0	1	0	2	50.0	
Michael Cammalleri	1	0	2	2	0	0	0	0	0	0	5	0.0	
John Moore	2	1	0	1	1	0	0	0	0	0	5	20.0	
Kyle Palmieri	3	1	0	1	2	2	0	0	1	0	11	9.1	
Yohann Auvinu	2	1	0	1	0	0	0	0	0	0	3	33.3	
Kyle Quincey	2	1	0	1	2	0	0	0	0	0	3	33.3	
Nick Lappin	2	1	0	1	1	2	0	0	0	0	4	25.0	
Ben Lovejoy	3	0	1	1	0	2	0	0	0	0	3	0.0	
Travis Zajac	3	0	1	1	2	0	0	0	0	0	6	0.0	
Beau Bennett	2	0	0	0	2	0	0	0	0	0	6	0.0	
PA Parenteau	3	0	0	0	0	0	0	0	0	0	7	0.0	
Jacob Josefson	3	0	0	0	-2	2	0	0	0	0	1	0.0	
Stefan Noesen	1	0	0	0	0	0	0	0	0	0	2	0.0	
Devante Smith-Pelly	2	0	0	0	-2	0	0	0	0	0	6	0.0	
Steven Santini	1	0	0	0	-1	2	0	0	0	0	2	0.0	
Seth Helgeson	1	0	0	0	0	0	0	0	0	0	0	0.0	
Miles Wood	1	0	0	0	0	0	0	0	0	0	4	0.0	
Karl Stollery	1	0	0	0	-1	0	0	0	0	0	0	0.0	
Sergey Kalinin	3	0	0	0	0	0	0	0	0	0	1	0.0	
Joseph Blandisi	1	0	0	0	0	5	0	0	0	0	2	0.0	
Vernon Fiddler	2	0	0	0	0	0	0	0	0	0	0	0.0	

Power Play:	1 - 4 (25%)	Penalty Killing:	13 - 15 (86.7%)							
Goaltender	GP	Min	GA	GAA	SO	W	L	OT	SA	SV%
Anders Nilsson	1	60	2	1.98	0	0	0	1	43	.953
Robin Lehner	2	118	6	3.05	0	0	2	0	66	.909

Power Play:	2 - 15 (13.3%)	Penalty Killing:	1 - 4 (75%)							
Goaltender	GP	Min	GA	GAA	SO	W	L	OT	SA	SV%
Cory Schneider	2	120	3	1.50	0	2	0	0	46	.935
Keith Kinkaid	1	60	1	0.99	0	1	0	0	26	.962

@ BUF	ISLANDERS	SABRES	ATTENDANCE	GOALTENDERS	W. GOAL
Dec 16, 2016	2	3 (OT)	18,903	Robin Lehner / Jean-Francois Berube	Rasmus Ristolainen
Apr 2, 2017	4	2	19,070	Jaroslav Halak / Robin Lehner	Anders Lee

@ NYI	ISLANDERS	SABRES	ATTENDANCE	GOALTENDERS	W. GOAL
Dec 23, 2016	5	1	13,852	Thomas Greiss / Anders Nilsson	Ryan Strome

SABRES	INDIVIDUAL SCORING												
Player	GP	G	A	P	+/-	PIM	PP	SH	GW	EN	S	%	
Zemgus Girgensons	3	2	0	2	0	0	0	0	0	0	8	25.0	
Evander Kane	3	1	1	2	-1	0	0	0	0	0	14	7.1	
Matt Moulson	3	1	1	2	-2	0	1	0	0	0	8	12.5	
Rasmus Ristolainen	3	1	1	2	0	2	0	0	1	0	7	14.3	
Johan Larsson	2	1	0	1	-1	0	0	0	0	0	2	50.0	
Brian Gionta	3	0	1	1	-3	4	0	0	0	0	7	0.0	
Kyle Okposo	2	0	1	1	0	0	0	0	0	0	4	0.0	
Sam Reinhart	3	0	1	1	-1	0	0	0	0	0	3	0.0	
Jake McCabe	3	0	1	1	0	0	0	0	0	0	2	0.0	
Zach Bogosian	2	0	1	1	-2	0	0	0	0	0	1	0.0	
William Carrier	3	0	1	1	-2	0	0	0	0	0	5	0.0	
C.J. Smith	1	0	1	1	0	0	0	0	0	0	2	0.0	
Josh Gorges	3	0	0	0	-2	0	0	0	0	0	1	0.0	
Cody Franson	1	0	0	0	0	0	0	0	0	0	0	0.0	
Jack Eichel	3	0	0	0	-2	2	0	0	0	0	13	0.0	
Derek Grant	1	0	0	0	-1	0	0	0	0	0	1	0.0	
Justin Falk	3	0	0	0	0	0	0	0	0	0	5	0.0	
Nicolas Deslauriers	1	0	0	0	0	0	0	0	0	0	0	0.0	
Tyler Ennis	1	0	0	0	0	0	0	0	0	0	3	0.0	
Evan Rodrigues	1	0	0	0	-1	0	0	0	0	0	1	0.0	
Dmitry Kulikov	3	0	0	0	-5	0	0	0	0	0	5	0.0	
Marcus Foligno	3	0	0	0	0	5	0	0	0	0	3	0.0	
Ryan O'Reilly	3	0	0	0	1	0	0	0	0	0	8	0.0	

ISLANDERS	INDIVIDUAL SCORING												
Player	GP	G	A	P	+/-	PIM	PP	SH	GW	EN	S	%	
Ryan Strome	2	2	1	3	2	0	0	0	1	0	5	40.0	
Cal Clutterbuck	3	1	2	3	2	2	0	0	0	0	4	25.0	
Dennis Seidenberg	3	0	3	3	0	2	0	0	0	0	3	0.0	
Anders Lee	3	2	0	2	1	0	0	0	1	0	8	25.0	
Alan Quine	3	1	1	2	1	2	1	0	0	0	2	50.0	
Travis Hamonic	2	0	2	2	2	0	0	0	0	0	2	0.0	
Shane Prince	3	0	2	2	0	2	0	0	0	0	5	0.0	
Andrew Ladd	3	1	0	1	1	2	0	0	0	0	7	14.3	
Calvin de Haan	3	1	0	1	1	0	0	0	0	0	4	25.0	
Joshua Ho-Sang	1	1	0	1	3	0	0	0	0	0	1	100.0	
Anthony Beauvillier	3	1	0	1	4	2	0	0	0	0	7	14.3	
John Tavares	2	1	0	1	-1	0	1	0	0	0	8	12.5	
Nick Leddy	3	0	1	1	1	0	0	0	0	0	6	0.0	
Josh Bailey	3	0	1	1	-3	0	0	0	0	0	12	0.0	
Jason Chimera	3	0	1	1	1	0	0	0	0	0	1	0.0	
Nikolay Kulemin	2	0	1	1	2	0	0	0	0	0	3	0.0	
Thomas Hickey	3	0	0	0	2	2	0	0	0	0	0	0.0	
Stephen Gionta	1	0	0	0	0	2	0	0	0	0	1	0.0	
Brock Nelson	3	0	0	0	-1	0	0	0	0	0	5	0.0	
Connor Jones	1	0	0	0	1	0	0	0	0	0	2	0.0	
Adam Pelech	1	0	0	0	1	0	0	0	0	0	3	0.0	
Johnny Boychuk	3	0	0	0	2	7	0	0	0	0	4	0.0	

Power Play:	1 - 9 (11.1%)	Penalty Killing:	2 - 4 (50%)							
Goaltender	GP	Min	GA	GAA	SO	W	L	OT	SA	SV%
Robin Lehner	2	119	6	3.03	0	1	1	0	61	.902
Anders Nilsson	1	60	5	5.00	0	0	1	0	32	.844

Power Play:	2 - 4 (50%)	Penalty Killing:	8 - 9 (88.9%)							
Goaltender	GP	Min	GA	GAA	SO	W	L	OT	SA	SV%
Jaroslav Halak	1	60	2	2.00	0	1	0	0	37	.946
Thomas Greiss	1	60	1	1.00	0	1	0	0	29	.966
Jean-Francois Berube	1	61	3	2.97	0	0	0	1	37	.919

@ BUF	RANGERS	SABRES	ATTENDANCE	GOALTENDERS	W. GOAL
Dec 1, 2016	3	4	18,047	Anders Nilsson / Henrik Lundqvist	Jack Eichel
Feb 2, 2017	2 (OT)	1	18,941	Henrik Lundqvist / Robin Lehner	Chris Kreider

@ NYR	RANGERS	SABRES	ATTENDANCE	GOALTENDERS	W. GOAL
Jan 3, 2017	1	4	18,006	Anders Nilsson / Henrik Lundqvist	Evander Kane


SABRES		INDIVIDUAL SCORING												
Player	GP	G	A	P	+/-	PIM	PP	SH	GW	EN	S	%		
Jack Eichel	3	3	0	3	-1	0	2	0	1	0	6	50.0		
Brian Gionta	3	1	2	3	3	0	0	0	0	0	8	12.5		
Sam Reinhart	3	0	3	3	3	0	0	0	0	0	4	0.0		
Evander Kane	3	1	1	2	2	0	0	0	1	0	12	8.3		
Kyle Okposo	3	0	2	2	0	0	0	0	0	0	10	0.0		
Cody Franson	3	1	0	1	3	2	0	0	0	0	7	14.3		
Johan Larsson	1	1	0	1	2	0	0	0	0	0	2	50.0		
Zemgus Girgensons	3	1	0	1	1	0	0	0	0	0	7	14.3		
Justin Bailey	1	1	0	1	1	0	0	0	0	0	2	50.0		
Matt Moulson	3	0	1	1	0	0	0	0	0	0	4	0.0		
Jake McCabe	2	0	1	1	3	0	0	0	0	0	1	0.0		
William Carrier	3	0	1	1	1	2	0	0	0	0	1	0.0		
Rasmus Ristolainen	3	0	1	1	0	0	0	0	0	0	5	0.0		
Tyler Ennis	1	0	1	1	1	0	0	0	0	0	0	0.0		
Marcus Foligno	3	0	1	1	1	6	0	0	0	0	2	0.0		
Ryan O'Reilly	2	0	1	1	0	0	0	0	0	0	5	0.0		
Josh Gorges	1	0	0	0	0	0	0	0	0	0	1	0.0		
Derek Grant	2	0	0	0	0	0	0	0	0	0	3	0.0		
Taylor Fedun	3	0	0	0	0	4	0	0	0	0	4	0.0		
Justin Falk	3	0	0	0	1	0	0	0	0	0	1	0.0		
Nicolas Deslauriers	2	0	0	0	0	0	0	0	0	0	0	0.0		
Zach Bogosian	2	0	0	0	0	0	0	0	0	0	2	0.0		
Dmitry Kulikov	1	0	0	0	0	0	0	0	0	0	3	0.0		

Power Play:		2 - 10 (20%)		Penalty Killing:		3 - 6 (50%)				
Goaltender	GP	Min	GA	GAA	SO	W	L	OT	SA	SV%
Anders Nilsson	2	120	4	2.00	0	2	0	0	50	.920
Robin Lehner	1	64	2	1.88	0	0	0	1	44	.955


RANGERS		INDIVIDUAL SCORING												
Player	GP	G	A	P	+/-	PIM	PP	SH	GW	EN	S	%		
J.T. Miller	3	0	3	3	0	0	0	0	0	0	4	0.0		
Chris Kreider	3	1	1	2	0	2	0	0	1	0	4	25.0		
Ryan McDonagh	3	1	1	2	-3	0	1	0	0	0	10	10.0		
Marc Staal	3	1	0	1	-1	0	0	0	0	0	4	25.0		
Nick Holden	3	1	0	1	1	2	0	0	0	0	4	25.0		
Mats Zuccarello	3	1	0	1	-5	0	1	0	0	0	12	8.3		
Rick Nash	2	1	0	1	-1	0	1	0	0	0	6	16.7		
Adam Clendening	1	0	1	1	0	2	0	0	0	0	0	0.0		
Jesper Fast	3	0	1	1	2	0	0	0	0	0	4	0.0		
Derek Stepan	3	0	1	1	-1	0	0	0	0	0	9	0.0		
Oscar Lindberg	3	0	1	1	1	0	0	0	0	0	2	0.0		
Jimmy Vesey	3	0	1	1	-3	2	0	0	0	0	3	0.0		
Mika Zibanejad	1	0	1	1	0	0	0	0	0	0	1	0.0		
Dan Girardi	3	0	0	0	-3	6	0	0	0	0	1	0.0		
Kevin Klein	2	0	0	0	-2	2	0	0	0	0	4	0.0		
Matt Puempel	2	0	0	0	-1	0	0	0	0	0	1	0.0		
Kevin Hayes	2	0	0	0	-2	0	0	0	0	0	5	0.0		
Nicklas Jensen	1	0	0	0	0	0	0	0	0	0	3	0.0		
Michael Grabner	3	0	0	0	-2	0	0	0	0	0	8	0.0		
Marek Hrivik	1	0	0	0	0	0	0	0	0	0	2	0.0		
Brandon Pirri	2	0	0	0	0	2	0	0	0	0	4	0.0		
Brady Skjei	3	0	0	0	-1	4	0	0	0	0	3	0.0		
Pavel Buchnevich	1	0	0	0	0	0	0	0	0	0	0	0.0		

Power Play:		3 - 6 (50%)		Penalty Killing:		8 - 10 (80%)				
Goaltender	GP	Min	GA	GAA	SO	W	L	OT	SA	SV%
Henrik Lundqvist	3	183	9	2.95	0	1	2	0	90	.900


@ BUF		SENATORS	SABRES	ATTENDANCE	GOALTENDERS	W. GOAL
Nov 9, 2016	2 (SO)	1	17,884	Mike Condon / Robin Lehner	Bobby Ryan	
Feb 4, 2017	0	4	19,070	Robin Lehner / Mike Condon	Kyle Okposo	
@ OTT		SENATORS	SABRES	ATTENDANCE	GOALTENDERS	W. GOAL
Nov 5, 2016	1	2	16,225	Robin Lehner / Craig Anderson	Sam Reinhart	
Nov 29, 2016	4	5	14,259	Anders Nilsson / Craig Anderson	Ryan O'Reilly	
Feb 14, 2017	2	3	16,832	Robin Lehner / Craig Anderson	Justin Bailey	

SABRES  **INDIVIDUAL SCORING**


Player	GP	G	A	P	+/-	PIM	PP	SH	GW	EN	S	%
Ryan O'Reilly	4	4	1	5	4	0	1	0	1	0	17	23.5
Kyle Okposo	5	3	2	5	5	2	1	0	1	0	13	23.1
Sam Reinhart	5	3	2	5	5	0	0	1	0	1	14	21.4
Jack Eichel	3	1	4	5	4	2	1	0	0	0	10	10.0
Rasmus Ristolainen	5	0	5	5	1	0	0	0	0	0	9	0.0
Josh Gorges	5	0	2	2	5	6	0	0	0	0	3	0.0
Jake McCabe	5	0	2	2	1	0	0	0	0	0	8	0.0
Justin Falk	3	0	2	2	3	0	0	0	0	0	1	0.0
Matt Moulson	5	1	0	1	1	0	0	0	0	0	9	11.1
Justin Bailey	2	1	0	1	3	0	0	0	1	0	5	20.0
Nicholas Baptiste	2	1	0	1	1	0	0	0	0	0	2	50.0
Marcus Foligno	5	1	0	1	-1	10	0	0	0	0	7	14.3
Cody Franson	4	0	1	1	2	0	0	0	0	0	3	0.0
Evander Kane	3	0	1	1	1	14	0	0	0	0	8	0.0
Cole Schneider	1	0	1	1	1	0	0	0	0	0	1	0.0
Johan Larsson	3	0	1	1	-2	2	0	0	0	0	3	0.0
Derek Grant	4	0	1	1	1	2	0	0	0	0	4	0.0
Zemgus Girgensons	4	0	1	1	0	0	0	0	0	0	7	0.0
Tyler Ennis	3	0	1	1	1	0	0	0	0	0	4	0.0
Brian Gionta	5	0	0	0	-4	0	0	0	0	0	5	0.0
Casey Nelson	2	0	0	0	1	0	0	0	0	0	3	0.0
Taylor Fedun	1	0	0	0	1	0	0	0	0	0	0	0.0
Nicolas Deslauriers	2	0	0	0	0	2	0	0	0	0	1	0.0
Zach Bogosian	1	0	0	0	0	2	0	0	0	0	0	0.0
William Carrier	3	0	0	0	2	2	0	0	0	0	5	0.0
Evan Rodrigues	1	0	0	0	-1	0	0	0	0	0	0	0.0
Dmitry Kulikov	4	0	0	0	0	6	0	0	0	0	1	0.0

SENATORS  **INDIVIDUAL SCORING**

Player	GP	G	A	P	+/-	PIM	PP	SH	GW	EN	S	%
Mike Hoffman	5	4	1	5	3	0	2	0	0	0	23	17.4
Erik Karlsson	5	0	4	4	-2	4	0	0	0	0	16	0.0
Dion Phaneuf	5	1	2	3	-4	2	0	0	0	0	10	10.0
Bobby Ryan	5	1	2	3	-1	0	0	0	0	0	12	8.3
Mark Stone	5	1	1	2	1	2	1	0	0	0	10	10.0
Derick Brassard	5	0	2	2	1	2	0	0	0	0	17	0.0
Ryan Dzingel	5	1	0	1	-3	0	0	0	0	0	6	16.7
Kyle Turris	5	0	1	1	-2	2	0	0	0	0	9	0.0
Fredrik Claesson	3	0	1	1	0	0	0	0	0	0	2	0.0
Mark Borowiecki	5	0	1	1	0	24	0	0	0	0	4	0.0
Marc Methot	5	0	0	0	-3	0	0	0	0	0	7	0.0
Cody Ceci	5	0	0	0	-4	4	0	0	0	0	13	0.0
Chris Wideman	2	0	0	0	-1	2	0	0	0	0	4	0.0
Tom Pyatt	5	0	0	0	-3	0	0	0	0	0	9	0.0
Matt Puempel	2	0	0	0	0	0	0	0	0	0	1	0.0
Zack Smith	5	0	0	0	-3	0	0	0	0	0	11	0.0
Mike Blunden	1	0	0	0	0	0	0	0	0	0	0	0.0
Curtis Lazar	2	0	0	0	-2	0	0	0	0	0	1	0.0
Chris Kelly	5	0	0	0	-4	2	0	0	0	0	2	0.0
Chris Neil	3	0	0	0	-1	0	0	0	0	0	4	0.0
Jean-Gabriel Pageau	5	0	0	0	-4	0	0	0	0	0	12	0.0
Tommy Wingels	2	0	0	0	-3	0	0	0	0	0	2	0.0

Power Play: 3 - 10 (30%) **Penalty Killing:** 12 - 15 (80%) 

Goaltender	GP	Min	GA	GAA	SO	W	L	OT	SA	SV%
Robin Lehner	5	263	5	1.14	1	3	0	1	146	.966
Anders Nilsson	1	42	3	4.29	0	1	0	0	29	.897

Power Play: 3 - 15 (20%) **Penalty Killing:** 7 - 10 (70%) 

Goaltender	GP	Min	GA	GAA	SO	W	L	OT	SA	SV%
Mike Condon	2	115	5	2.61	0	1	1	0	57	.912
Andrew Hammond	1	9	0	0.00	0	0	0	0	1	1.000
Craig Anderson	3	176	10	3.41	0	0	3	0	85	.882

@ BUF	FLYERS	SABRES	ATTENDANCE	GOALTENDERS	W. GOAL
Jan 10, 2017	1	4	18,920	Anders Nilsson / Steve Mason	William Carrier
Mar 7, 2017	6	3	18,233	Steve Mason / Robin Lehner	Claude Giroux

@ PHI	FLYERS	SABRES	ATTENDANCE	GOALTENDERS	W. GOAL
Oct 25, 2016	4 (SO)	3	19,209	Steve Mason / Anders Nilsson	Claude Giroux

SABRES INDIVIDUAL SCORING 

Player	GP	G	A	P	+/-	PIM	PP	SH	GW	EN	S	%
Ryan O'Reilly	3	0	4	4	1	0	0	0	0	0	7	0.0
Evander Kane	2	2	1	3	0	0	1	0	0	0	10	20.0
Jack Eichel	2	2	1	3	-1	2	1	0	0	0	5	40.0
Sam Reinhart	3	1	2	3	1	2	1	0	0	0	9	11.1
Rasmus Ristolainen	3	0	3	3	-4	2	0	0	0	0	5	0.0
Matt Moulson	3	2	0	2	-1	0	2	0	0	0	10	20.0
Cody Franson	3	0	2	2	2	2	0	0	0	0	7	0.0
William Carrier	1	1	0	1	1	0	0	0	1	0	2	50.0
Tyler Ennis	2	1	0	1	-1	0	0	0	0	0	6	16.7
Marcus Foligno	3	1	0	1	-2	0	0	0	0	1	3	33.3
Kyle Okposo	2	0	1	1	1	0	0	0	0	0	2	0.0
Zemgus Girgensons	3	0	1	1	-1	0	0	0	0	0	3	0.0
Jake McCabe	3	0	1	1	-1	2	0	0	0	0	3	0.0
Taylor Fedun	1	0	1	1	1	0	0	0	0	0	2	0.0
Zach Bogosian	3	0	1	1	1	0	0	0	0	0	3	0.0
Josh Gorges	2	0	0	0	-2	2	0	0	0	0	0	0.0
Brian Gionta	3	0	0	0	-1	0	0	0	0	0	3	0.0
Johan Larsson	1	0	0	0	0	0	0	0	0	0	1	0.0
Derek Grant	1	0	0	0	0	0	0	0	0	0	1	0.0
Justin Falk	2	0	0	0	1	2	0	0	0	0	1	0.0
Nicolas Deslauriers	3	0	0	0	-1	10	0	0	0	0	1	0.0
Hudson Fasching	1	0	0	0	0	2	0	0	0	0	0	0.0
Justin Bailey	2	0	0	0	1	0	0	0	0	0	2	0.0
Evan Rodrigues	1	0	0	0	0	0	0	0	0	0	0	0.0
Dmitry Kulikov	1	0	0	0	0	2	0	0	0	0	0	0.0

FLYERS INDIVIDUAL SCORING 

Player	GP	G	A	P	+/-	PIM	PP	SH	GW	EN	S	%
Brayden Schenn	3	2	1	3	-3	4	2	0	0	0	9	22.2
Travis Konecny	3	2	1	3	2	4	1	0	0	0	10	20.0
Radko Gudas	3	1	2	3	4	0	0	0	0	0	3	33.3
Claude Giroux	3	1	2	3	-2	2	0	0	1	0	7	14.3
Mark Streit	1	1	2	3	-1	0	1	0	0	0	4	25.0
Jordan Weal	1	1	1	2	3	0	0	0	0	0	3	33.3
Ivan Provorov	3	0	2	2	-3	0	0	0	0	0	4	0.0
Sean Couturier	3	0	2	2	3	2	0	0	0	0	3	0.0
Michael Del Zotto	2	0	2	2	4	2	0	0	0	0	5	0.0
Matt Read	3	1	0	1	0	0	0	0	0	0	7	14.3
Chris VandeVelde	3	1	0	1	1	0	0	0	0	0	4	25.0
Wayne Simmonds	3	0	1	1	-2	0	0	0	0	0	13	0.0
Nick Cousins	2	0	1	1	2	0	0	0	0	0	0	0.0
Jakub Voracek	3	0	1	1	-1	0	0	0	0	0	9	0.0
Michael Raffl	1	0	0	0	-1	0	0	0	0	0	1	0.0
Valtteri Filppula	1	0	0	0	-1	0	0	0	0	0	1	0.0
Roman Lyubimov	2	0	0	0	0	0	0	0	0	0	3	0.0
Dale Weise	1	0	0	0	0	0	0	0	0	0	5	0.0
Brandon Manning	3	0	0	0	1	5	0	0	0	0	6	0.0
Boyd Gordon	1	0	0	0	0	0	0	0	0	0	2	0.0
Andrew MacDonald	3	0	0	0	-3	0	0	0	0	0	2	0.0
Shayne Gostisbehere	3	0	0	0	0	2	0	0	0	0	8	0.0
Pierre-Edouard Bellemare	3	0	0	0	1	7	0	0	0	0	2	0.0

Power Play: 5 - 10 (50%) **Penalty Killing:** 5 - 9 (55.6%) 

Goaltender	GP	Min	GA	GAA	SO	W	L	OT	SA	SV%
Anders Nilsson	2	125	4	1.92	0	1	0	1	81	.951
Robin Lehner	1	60	6	6.04	0	0	1	0	30	.800

Power Play: 4 - 9 (44.4%) **Penalty Killing:** 5 - 10 (50%) 

Goaltender	GP	Min	GA	GAA	SO	W	L	OT	SA	SV%
Steve Mason	3	146	6	2.47	0	2	1	0	68	.912
Michal Neuvirth	1	36	3	5.04	0	0	0	0	17	.824

@ BUF	PENGUINS	SABRES	ATTENDANCE	GOALTENDERS	W. GOAL
Nov 19, 2016	1	2 (SO)	18,817	Anders Nilsson / Marc-Andre Fleury	Cal O'Reilly
Mar 21, 2017	3	1	18,313	Matt Murray / Robin Lehner	Nick Bonino
@ PIT	PENGUINS	SABRES	ATTENDANCE	GOALTENDERS	W. GOAL
Mar 5, 2017	4	3	18,653	Marc-Andre Fleury / Anders Nilsson	Conor Sheary

SABRES	INDIVIDUAL SCORING												
Player	GP	G	A	P	+/-	PIM	PP	SH	GW	EN	S	%	
Brian Gionta	3	1	1	2	0	2	1	0	0	0	9	11.1	
Sam Reinhart	3	1	1	2	0	2	0	0	0	0	10	10.0	
Marcus Foligno	3	0	2	2	-1	0	0	0	0	0	3	0.0	
Jack Eichel	2	1	0	1	0	2	0	0	0	0	19	5.3	
William Carrier	1	1	0	1	1	0	0	0	0	0	2	50.0	
Ryan O'Reilly	2	1	0	1	0	0	0	0	0	0	8	12.5	
Evander Kane	3	0	1	1	0	8	0	0	0	0	15	0.0	
Matt Moulson	3	0	1	1	-1	0	0	0	0	0	6	0.0	
Taylor Fedun	1	0	1	1	1	0	0	0	0	0	1	0.0	
Hudson Fasching	1	0	1	1	1	0	0	0	0	0	1	0.0	
Josh Gorges	3	0	0	0	1	0	0	0	0	0	1	0.0	
Cody Franson	2	0	0	0	1	2	0	0	0	0	1	0.0	
Cole Schneider	1	0	0	0	1	0	0	0	0	0	0	0.0	
Cal O'Reilly	1	0	0	0	0	0	0	0	0	0	1	0.0	
Kyle Okposo	1	0	0	0	0	0	0	0	0	0	4	0.0	
Johan Larsson	1	0	0	0	0	0	0	0	0	0	3	0.0	
Derek Grant	1	0	0	0	1	0	0	0	0	0	2	0.0	
Zemgus Girgensons	3	0	0	0	-2	2	0	0	0	0	4	0.0	
Jake McCabe	3	0	0	0	-3	2	0	0	0	0	4	0.0	
Casey Nelson	1	0	0	0	1	2	0	0	0	0	0	0.0	
Justin Falk	2	0	0	0	0	2	0	0	0	0	1	0.0	
Nicolas Deslauriers	1	0	0	0	0	0	0	0	0	0	0	0.0	
Zach Bogosian	2	0	0	0	-2	0	0	0	0	0	1	0.0	
Rasmus Ristolainen	3	0	0	0	0	15	0	0	0	0	10	0.0	
Justin Bailey	2	0	0	0	-2	0	0	0	0	0	2	0.0	
Tyler Ennis	2	0	0	0	2	0	0	0	0	0	1	0.0	
Brady Austin	1	0	0	0	-1	0	0	0	0	0	1	0.0	
Evan Rodrigues	2	0	0	0	-1	0	0	0	0	0	2	0.0	

PENGUINS	INDIVIDUAL SCORING												
Player	GP	G	A	P	+/-	PIM	PP	SH	GW	EN	S	%	
Conor Sheary	3	2	2	4	2	2	0	0	1	0	10	20.0	
Justin Schultz	3	1	3	4	1	2	0	0	0	0	4	25.0	
Evgeni Malkin	2	1	2	3	1	2	1	0	0	0	8	12.5	
Sidney Crosby	3	2	0	2	0	0	2	0	0	0	15	13.3	
Nick Bonino	3	1	1	2	1	0	0	0	1	0	5	20.0	
Jake Guentzel	2	1	0	1	1	0	0	0	0	0	6	16.7	
Brian Dumoulin	3	0	1	1	2	4	0	0	0	0	6	0.0	
Chris Kunitz	3	0	1	1	-1	2	0	0	0	0	7	0.0	
Ian Cole	3	0	1	1	0	0	0	0	0	0	4	0.0	
Tom Kuhnhackl	3	0	1	1	1	2	0	0	0	0	3	0.0	
Ron Hainsey	4	0	1	1	3	0	0	0	0	0	2	0.0	
Patric Hornqvist	2	0	1	1	1	2	0	0	0	0	8	0.0	
Phil Kessel	3	0	1	1	-1	0	0	0	0	0	9	0.0	
Chad Ruhwedel	2	0	0	0	0	2	0	0	0	0	2	0.0	
Olli Maatta	1	0	0	0	-1	0	0	0	0	0	2	0.0	
Mark Streit	2	0	0	0	1	0	0	0	0	0	7	0.0	
Trevor Daley	1	0	0	0	-1	2	0	0	0	0	1	0.0	
Matt Cullen	3	0	0	0	-1	0	0	0	0	0	7	0.0	
Bryan Rust	1	0	0	0	-1	0	0	0	0	0	3	0.0	
Frank Corrado	1	0	0	0	-1	0	0	0	0	0	0	0.0	
Eric Fehr	1	0	0	0	0	0	0	0	0	0	2	0.0	
Scott Wilson	3	0	0	0	-1	2	0	0	0	0	3	0.0	
Carter Rowney	1	0	0	0	0	0	0	0	0	0	1	0.0	
Oskar Sundqvist	1	0	0	0	0	0	0	0	0	0	0	0.0	
Kris Letang	1	0	0	0	0	0	0	0	0	0	5	0.0	
Carl Hagelin	2	0	0	0	1	4	0	0	0	0	8	0.0	

Power Play:	1 - 10 (10%)	Penalty Killing:	7 - 10 (70%)							
Goaltender	GP	Min	GA	GAA	SO	W	L	OT	SA	SV%
Anders Nilsson	2	124	5	2.42	0	1	1	0	92	.946
Robin Lehner	1	59	3	3.03	0	0	1	0	34	.912

Power Play:	3 - 10 (30%)	Penalty Killing:	9 - 10 (90%)							
Goaltender	GP	Min	GA	GAA	SO	W	L	OT	SA	SV%
Marc-Andre Fleury	2	105	1	0.57	0	1	0	1	61	.984
Matthew Murray	2	80	4	3.00	0	1	0	0	51	.922

@ BUF	SHARKS	SABRES	ATTENDANCE	GOALTENDERS	W. GOAL
Feb 7, 2017	4	5 (OT)	18,462	Anders Nilsson / Martin Jones	Evander Kane
@ SJS	SHARKS	SABRES	ATTENDANCE	GOALTENDERS	W. GOAL
Mar 14, 2017	4	1	17,386	Martin Jones / Robin Lehner	Micheal Haley

SABRES INDIVIDUAL SCORING

SHARKS INDIVIDUAL SCORING

Player	GP	G	A	P	+/-	PIM	PP	SH	GW	EN	S	%
Jack Eichel	2	1	2	3	-2	0	0	0	0	0	7	14.3
Evander Kane	2	2	0	2	0	0	0	0	1	0	10	20.0
Matt Moulson	2	1	1	2	-1	0	1	0	0	0	3	33.3
Ryan O'Reilly	2	1	1	2	-1	0	1	0	0	0	5	20.0
Brian Gionta	2	0	2	2	0	0	0	0	0	0	4	0.0
Kyle Okposo	1	1	0	1	0	0	0	0	0	0	3	33.3
Josh Gorges	2	0	1	1	-1	0	0	0	0	0	1	0.0
Cody Franson	2	0	1	1	0	2	0	0	0	0	2	0.0
Sam Reinhart	2	0	1	1	-3	0	0	0	0	0	3	0.0
Rasmus Ristolainen	2	0	1	1	-2	0	0	0	0	0	4	0.0
Tyler Ennis	2	0	1	1	0	2	0	0	0	0	3	0.0
Zemgus Girgensons	2	0	0	0	0	0	0	0	0	0	2	0.0
Jake McCabe	2	0	0	0	-1	0	0	0	0	0	3	0.0
Casey Nelson	0	0	0	0	0	0	0	0	0	0	0	0.0
Taylor Fedun	1	0	0	0	0	2	0	0	0	0	0	0.0
Justin Falk	1	0	0	0	0	2	0	0	0	0	0	0.0
Nicolas Deslauriers	2	0	0	0	0	0	0	0	0	0	1	0.0
Zach Bogosian	1	0	0	0	0	0	0	0	0	0	1	0.0
Justin Bailey	2	0	0	0	0	2	0	0	0	0	4	0.0
Evan Rodrigues	1	0	0	0	0	0	0	0	0	0	2	0.0
Dmitry Kulikov	1	0	0	0	-1	2	0	0	0	0	1	0.0
Marcus Foligno	2	0	0	0	0	0	0	0	0	0	0	0.0

Player	GP	G	A	P	+/-	PIM	PP	SH	GW	EN	S	%
Joe Pavelski	2	3	0	3	-2	0	2	0	0	0	9	33.3
Logan Couture	2	2	1	3	1	0	0	0	0	0	4	50.0
Micheal Haley	2	1	1	2	2	0	0	0	1	0	2	50.0
Joel Ward	2	1	1	2	2	0	0	0	0	0	3	33.3
Patrick Marleau	2	0	2	2	2	0	0	0	0	0	1	0.0
Joe Thornton	2	0	2	2	0	2	0	0	0	0	4	0.0
Brent Burns	2	0	2	2	1	2	0	0	0	0	12	0.0
Melker Karlsson	1	1	0	1	0	2	0	0	0	0	1	100.0
Paul Martin	2	0	1	1	1	0	0	0	0	0	5	0.0
Marcus Sorensen	2	0	1	1	2	0	0	0	0	0	3	0.0
Marc-Edouard Vlasic	2	0	1	1	0	0	0	0	0	0	3	0.0
Dylan DeMelo	1	0	1	1	1	0	0	0	0	0	3	0.0
Mikkel Boedker	2	0	1	1	1	0	0	0	0	0	5	0.0
Brenden Dillon	2	0	0	0	1	0	0	0	0	0	3	0.0
David Schlemko	1	0	0	0	-1	0	0	0	0	0	2	0.0
Joonas Donskoi	1	0	0	0	0	0	0	0	0	0	2	0.0
Timo Meier	1	0	0	0	1	0	0	0	0	0	6	0.0
Jannik Hansen	1	0	0	0	0	0	0	0	0	0	2	0.0
Tomas Hertl	2	0	0	0	-3	0	0	0	0	0	6	0.0
Chris Tierney	2	0	0	0	1	0	0	0	0	0	1	0.0
Justin Braun	2	0	0	0	2	2	0	0	0	0	4	0.0

Power Play: 2 - 4 (50%) Penalty Killing: 4 - 6 (66.7%)

Power Play: 2 - 6 (33.3%) Penalty Killing: 2 - 4 (50%)


Goaltender	GP	Min	GA	GAA	SO	W	L	OT	SA	SV%
Anders Nilsson	1	61	4	3.93	0	1	0	0	40	.900
Robin Lehner	1	60	4	4.00	0	0	1	0	41	.902

Goaltender	GP	Min	GA	GAA	SO	W	L	OT	SA	SV%
Martin Jones	2	121	6	2.97	0	1	0	1	59	.898


@ BUF	BLUES	SABRES	ATTENDANCE	GOALTENDERS	W. GOAL
Feb 18, 2017	2	3	19,070	Robin Lehner / Jake Allen	Ryan O'Reilly
@ STL	BLUES	SABRES	ATTENDANCE	GOALTENDERS	W. GOAL
Nov 15, 2016	4	1	16,884	Jake Allen / Robin Lehner	Jaden Schwartz

SABRES INDIVIDUAL SCORING 


Player	GP	G	A	P	+/-	PIM	PP	SH	GW	EN	S	%
Evander Kane	2	1	1	2	0	0	0	0	0	0	1	100.0
Nicholas Baptiste	2	1	1	2	1	0	0	0	0	0	2	50.0
Kyle Okposo	2	0	2	2	-3	0	0	0	0	0	7	0.0
Sam Reinhart	1	1	0	1	-2	0	1	0	0	0	2	50.0
Ryan O'Reilly	1	1	0	1	-1	0	1	0	1	0	5	20.0
Jack Eichel	1	0	1	1	0	0	0	0	0	0	8	0.0
Matt Moulson	2	0	1	1	-1	2	0	0	0	0	0	0.0
Zach Bogosian	1	0	1	1	1	0	0	0	0	0	2	0.0
Rasmus Ristolainen	2	0	1	1	0	0	0	0	0	0	5	0.0
Josh Gorges	2	0	0	0	0	5	0	0	0	0	0	0.0
Cody Franson	2	0	0	0	-3	0	0	0	0	0	2	0.0
Brian Gionta	2	0	0	0	0	0	0	0	0	0	3	0.0
Johan Larsson	1	0	0	0	0	0	0	0	0	0	0	0.0
Derek Grant	1	0	0	0	-1	0	0	0	0	0	0	0.0
Zemgus Girgensons	1	0	0	0	0	0	0	0	0	0	3	0.0
Jake McCabe	2	0	0	0	0	2	0	0	0	0	1	0.0
Casey Nelson	1	0	0	0	-2	0	0	0	0	0	0	0.0
Justin Falk	1	0	0	0	-1	0	0	0	0	0	1	0.0
Nicolas Deslauriers	1	0	0	0	0	0	0	0	0	0	0	0.0
William Carrier	1	0	0	0	0	0	0	0	0	0	2	0.0
Justin Bailey	1	0	0	0	-1	0	0	0	0	0	0	0.0
Tyler Ennis	1	0	0	0	0	0	0	0	0	0	2	0.0
Evan Rodrigues	2	0	0	0	-1	0	0	0	0	0	1	0.0
Dmitry Kulikov	1	0	0	0	-1	0	0	0	0	0	1	0.0
Marcus Foligno	2	0	0	0	-1	0	0	0	0	0	4	0.0

BLUES INDIVIDUAL SCORING 

Player	GP	G	A	P	+/-	PIM	PP	SH	GW	EN	S	%
Scottie Upshall	2	2	0	2	3	4	0	1	0	1	4	50.0
Jaden Schwartz	2	1	1	2	1	0	0	0	1	0	6	16.7
Vladimir Tarasenko	2	1	1	2	1	0	0	0	0	0	4	25.0
Kevin Shattenkirk	2	0	2	2	1	2	0	0	0	0	3	0.0
Colton Parayko	2	0	2	2	1	0	0	0	0	0	9	0.0
Robby Fabbri	1	1	0	1	0	5	1	0	0	0	1	100.0
Kyle Brodziak	2	1	0	1	2	0	0	0	0	0	2	50.0
Joel Edmundson	1	0	1	1	0	0	0	0	0	0	0	0.0
Dmitrij Jaskin	1	0	1	1	1	0	0	0	0	0	3	0.0
David Perron	2	0	1	1	1	0	0	0	0	0	1	0.0
Ryan Reaves	2	0	1	1	1	2	0	0	0	0	2	0.0
Carl Gunnarsson	2	0	0	0	1	0	0	0	0	0	0	0.0
Jori Lehtera	2	0	0	0	0	2	0	0	0	0	5	0.0
Jay Bouwmeester	2	0	0	0	2	0	0	0	0	0	3	0.0
Alexander Steen	2	0	0	0	0	2	0	0	0	0	4	0.0
Patrik Berglund	2	0	0	0	1	0	0	0	0	0	5	0.0
Paul Stastny	1	0	0	0	1	0	0	0	0	0	0	0.0
Alex Pietrangelo	2	0	0	0	1	2	0	0	0	0	10	0.0
Petteri Lindbohm	1	0	0	0	0	0	0	0	0	0	3	0.0
Ivan Barbashev	1	0	0	0	-1	0	0	0	0	0	0	0.0
Magnus Paajarvi	1	0	0	0	-1	2	0	0	0	0	3	0.0
Kenny Agostino	1	0	0	0	-1	2	0	0	0	0	2	0.0

Power Play: 2 - 10 (20%) **Penalty Killing:** 3 - 4 (75%) 

Goaltender	GP	Min	GA	GAA	SO	W	L	OT	SA	SV%
Robin Lehner	2	120	5	2.50	0	1	1	0	69	.928

Power Play: 1 - 4 (25%) **Penalty Killing:** 8 - 10 (80%) 


Goaltender	GP	Min	GA	GAA	SO	W	L	OT	SA	SV%
Jake Allen	2	119	4	2.03	0	1	1	0	52	.923

@ BUF	LIGHTNING	SABRES	ATTENDANCE	GOALTENDERS	W. GOAL
Nov 17, 2016	4	1	17,870	Ben Bishop / Robin Lehner	Alex Killorn
Mar 4, 2017	2 (SO)	1	18,935	Andrei Vasilevskiy / Robin Lehner	Brayden Point


@ TBL	LIGHTNING	SABRES	ATTENDANCE	GOALTENDERS	W. GOAL
Jan 12, 2017	4	2	19,092	Ben Bishop / Anders Nilsson	Nikita Kucherov
Apr 9, 2017	4	2	19,092	Andrei Vasilevskiy / Linus Ullmark	Brayden Point

SABRES INDIVIDUAL SCORING 


Player	GP	G	A	P	+/-	PIM	PP	SH	GW	EN	S	%
Evander Kane	4	2	1	3	0	16	0	0	0	0	15	13.3
Ryan O'Reilly	3	1	1	2	-1	0	1	0	0	0	9	11.1
Jack Eichel	3	0	2	2	-1	2	0	0	0	0	9	0.0
Taylor Fedun	2	0	2	2	1	0	0	0	0	0	1	0.0
Cody Franson	4	1	0	1	-2	2	1	0	0	0	10	10.0
Matt Moulson	4	1	0	1	-1	0	0	0	0	0	8	12.5
William Carrier	3	1	0	1	-3	2	0	0	0	0	2	50.0
Brian Gionta	4	0	1	1	-1	2	0	0	0	0	7	0.0
Zemgus Girgensons	4	0	1	1	1	4	0	0	0	0	2	0.0
Justin Falk	2	0	1	1	1	0	0	0	0	0	0	0.0
Zach Bogosian	3	0	1	1	0	0	0	0	0	0	5	0.0
Rasmus Ristolainen	4	0	1	1	-3	0	0	0	0	0	8	0.0
Alexander Nylander	1	0	1	1	-2	0	0	0	0	0	0	0.0
Josh Gorges	3	0	0	0	-1	2	0	0	0	0	1	0.0
Kyle Okposo	2	0	0	0	-2	4	0	0	0	0	8	0.0
Johan Larsson	1	0	0	0	0	2	0	0	0	0	1	0.0
Sam Reinhart	4	0	0	0	-1	0	0	0	0	0	8	0.0
Derek Grant	1	0	0	0	-1	2	0	0	0	0	1	0.0
Jake McCabe	4	0	0	0	-2	0	0	0	0	0	6	0.0
Nicolas Deslauriers	3	0	0	0	1	0	0	0	0	0	4	0.0
Justin Bailey	2	0	0	0	0	0	0	0	0	0	0	0.0
Tyler Ennis	2	0	0	0	-3	0	0	0	0	0	4	0.0
Evan Rodrigues	3	0	0	0	-2	0	0	0	0	0	3	0.0
Nicholas Baptiste	1	0	0	0	-1	0	0	0	0	0	1	0.0
Dmitry Kulikov	2	0	0	0	-2	0	0	0	0	0	2	0.0
Marcus Foligno	3	0	0	0	-1	10	0	0	0	0	4	0.0

LIGHTNING INDIVIDUAL SCORING 

Player	GP	G	A	P	+/-	PIM	PP	SH	GW	EN	S	%
Brayden Point	3	3	2	5	3	2	1	0	1	0	10	30.0
Nikita Kucherov	4	2	2	4	6	4	0	0	1	0	10	20.0
Victor Hedman	4	1	3	4	2	7	0	0	0	1	8	12.5
Ondrej Palat	4	2	1	3	5	0	1	0	0	0	12	16.7
Anton Stralman	3	1	2	3	2	2	1	0	0	1	9	11.1
Tyler Johnson	3	1	2	3	2	0	0	0	0	0	12	8.3
Alex Killorn	4	1	2	3	3	4	1	0	1	0	12	8.3
Valtteri Filppula	2	0	3	3	0	0	0	0	0	0	2	0.0
Nikita Nesterov	2	1	1	2	3	0	0	0	0	0	2	50.0
Jonathan Drouin	4	0	2	2	-2	0	0	0	0	0	9	0.0
Vladislav Namestnikov	4	0	2	2	1	0	0	0	0	0	10	0.0
Braydon Coburn	4	1	0	1	1	0	0	1	0	0	5	20.0
Brian Boyle	2	0	1	1	-1	0	0	0	0	0	1	0.0
Jake Detchin	2	0	1	1	1	0	0	0	0	0	3	0.0
Jason Garrison	3	0	0	0	2	2	0	0	0	0	7	0.0
Cedric Paquette	3	0	0	0	-1	5	0	0	0	0	1	0.0
Michael Bournival	1	0	0	0	-1	0	0	0	0	0	1	0.0
Cory Conacher	1	0	0	0	0	0	0	0	0	0	2	0.0
J.T. Brown	3	0	0	0	0	2	0	0	0	0	3	0.0
Ryan Callahan	1	0	0	0	1	0	0	0	0	0	1	0.0
Luke Witkowski	2	0	0	0	0	0	0	0	0	0	1	0.0
Slater Koekkoek	1	0	0	0	0	2	0	0	0	0	5	0.0
Greg McKegg	1	0	0	0	0	0	0	0	0	0	0	0.0
Gabriel Dumont	3	0	0	0	-1	0	0	0	0	0	3	0.0
Andrej Sustr	4	0	0	0	-1	4	0	0	0	0	5	0.0
Matthew Peca	1	0	0	0	0	0	0	0	0	0	1	0.0
Yanni Gourde	1	0	0	0	1	0	0	0	0	0	1	0.0
Adam Erne	2	0	0	0	-2	0	0	0	0	0	0	0.0

Power Play: 2 - 13 (15.4%) **Penalty Killing:** 9 - 13 (69.2%) 

Goaltender	GP	Min	GA	GAA	SO	W	L	OT	SA	SV%
Anders Nilsson	1	59	3	3.03	0	0	1	0	28	.893
Robin Lehner	2	125	5	2.40	0	0	1	1	70	.929
Linus Ullmark	1	59	3	3.06	0	0	1	0	36	.917

Power Play: 4 - 13 (30.8%) **Penalty Killing:** 11 - 13 (84.6%) 

Goaltender	GP	Min	GA	GAA	SO	W	L	OT	SA	SV%
Ben Bishop	2	120	3	1.50	0	2	0	0	59	.949
Andrei Vasilevskiy	2	125	3	1.44	0	2	0	0	60	.950

@ BUF	MAPLE LEAFS	SABRES	ATTENDANCE	GOALTENDERS	W. GOAL
Nov 3, 2016	2	1	18,183	Frederik Andersen / Robin Lehner	Mitchell Marner
Mar 25, 2017	2	5	19,070	Robin Lehner / Curtis McElhinney	Jack Eichel
Apr 3, 2017	4	2	18,829	Frederik Andersen / Robin Lehner	James van Riemsdyk

@ TOR	MAPLE LEAFS	SABRES	ATTENDANCE	GOALTENDERS	W. GOAL
Jan 17, 2017	4	3	19,122	Frederik Andersen / Anders Nilsson	James van Riemsdyk
Feb 11, 2017	1	3	19,427	Robin Lehner / Frederik Andersen	Sam Reinhart

SABRES	INDIVIDUAL SCORING												
Player	GP	G	A	P	+/-	PIM	PP	SH	GW	EN	S	%	
Jack Eichel	4	3	4	7	1	2	1	0	1	0	20	15.0	
Sam Reinhart	5	1	4	5	0	0	1	0	1	0	6	16.7	
Evander Kane	4	4	0	4	2	12	0	0	0	0	18	22.2	
Kyle Okposo	4	1	3	4	0	4	0	0	0	0	7	14.3	
Ryan O'Reilly	5	2	1	3	0	0	0	1	0	0	16	12.5	
Brian Gionta	5	0	3	3	3	0	0	0	0	0	5	0.0	
Dmitry Kulikov	4	1	1	2	-4	2	1	0	0	0	3	33.3	
Justin Falk	3	0	2	2	0	0	0	0	0	0	3	0.0	
Tyler Ennis	4	0	2	2	-3	2	0	0	0	0	8	0.0	
William Carrier	3	1	0	1	1	0	0	0	0	0	5	20.0	
Marcus Foligno	5	1	0	1	1	4	0	0	0	0	7	14.3	
Johan Larsson	1	0	1	1	0	0	0	0	0	0	3	0.0	
Zemgus Girgensons	4	0	1	1	1	2	0	0	0	0	6	0.0	
Jake McCabe	5	0	1	1	1	0	0	0	0	0	3	0.0	
Zach Bogosian	3	0	1	1	1	2	0	0	0	0	6	0.0	
Josh Gorges	4	0	0	0	0	2	0	0	0	0	4	0.0	
Cody Franson	3	0	0	0	-2	0	0	0	0	0	5	0.0	
Cal O'Reilly	1	0	0	0	-1	0	0	0	0	0	1	0.0	
Matt Moulson	4	0	0	0	-1	0	0	0	0	0	10	0.0	
Derek Grant	2	0	0	0	0	0	0	0	0	0	2	0.0	
Casey Nelson	1	0	0	0	-1	0	0	0	0	0	2	0.0	
Taylor Fedun	2	0	0	0	1	0	0	0	0	0	0	0.0	
Nicolas Deslauriers	1	0	0	0	-1	0	0	0	0	0	0	0.0	
C.J. Smith	1	0	0	0	-1	0	0	0	0	0	0	0.0	
Rasmus Ristolainen	4	0	0	0	2	19	0	0	0	0	7	0.0	
Justin Bailey	2	0	0	0	1	0	0	0	0	0	3	0.0	
Brady Austin	1	0	0	0	2	0	0	0	0	0	0	0.0	
Alexander Nylander	1	0	0	0	0	0	0	0	0	0	0	0.0	
Evan Rodrigues	3	0	0	0	-1	0	0	0	0	0	3	0.0	
Nicholas Baptiste	1	0	0	0	0	0	0	0	0	0	0	0.0	

MAPLE LEAFS	INDIVIDUAL SCORING												
Player	GP	G	A	P	+/-	PIM	PP	SH	GW	EN	S	%	
Mitchell Marner	5	3	2	5	0	2	1	0	1	0	12	25.0	
Auston Matthews	5	3	0	3	-1	0	0	0	0	0	24	12.5	
James van Riemsdyk	5	2	1	3	2	5	1	0	2	0	11	18.2	
Nazem Kadri	5	1	2	3	1	6	1	0	0	0	17	5.9	
Nikita Zaitsev	5	0	3	3	-1	2	0	0	0	0	7	0.0	
William Nylander	5	0	3	3	0	0	0	0	0	0	9	0.0	
Tyler Bozak	5	0	3	3	1	0	0	0	0	0	8	0.0	
Leo Komarov	5	2	0	2	1	0	0	0	0	0	9	22.2	
Connor Brown	5	1	1	2	-1	0	0	0	0	0	13	7.7	
Matt Martin	5	1	0	1	-1	2	0	0	0	0	6	16.7	
Matt Hunwick	4	0	1	1	-3	0	0	0	0	0	9	0.0	
Zach Hyman	5	0	1	1	-1	0	0	0	0	0	11	0.0	
Jake Gardiner	5	0	1	1	3	4	0	0	0	0	12	0.0	
Connor Carrick	5	0	0	0	-2	2	0	0	0	0	6	0.0	
Ben Smith	3	0	0	0	-3	0	0	0	0	0	2	0.0	
Nikita Soshnikov	2	0	0	0	1	2	0	0	0	0	2	0.0	
Kasperii Kapanen	1	0	0	0	0	0	0	0	0	0	1	0.0	
Josh Leivo	1	0	0	0	0	0	0	0	0	0	1	0.0	
Brian Boyle	2	0	0	0	-3	0	0	0	0	0	3	0.0	
Alexey Marchenko	1	0	0	0	-1	0	0	0	0	0	0	0.0	
Frederik Gauthier	1	0	0	0	1	0	0	0	0	0	1	0.0	
Morgan Rielly	5	0	0	0	-1	2	0	0	0	0	13	0.0	
Roman Polak	4	0	0	0	4	0	0	0	0	0	7	0.0	
Martin Marinčin	1	0	0	0	-1	0	0	0	0	0	0	0.0	

Power Play:	3 - 7 (42.9%)	Penalty Killing:	7 - 10 (70%)							
Goaltender	GP	Min	GA	GAA	SO	W	L	OT	SA	SV%
Robin Lehner	5	213	11	3.09	0	2	2	0	128	.914
Anders Nilsson	2	83	2	1.45	0	0	1	0	56	.964

Power Play:	3 - 10 (30%)	Penalty Killing:	4 - 7 (57.1%)							
Goaltender	GP	Min	GA	GAA	SO	W	L	OT	SA	SV%
Frederik Andersen	5	256	11	2.58	0	3	1	0	131	.916
Curtis McElhinney	1	40	3	4.50	0	0	1	0	22	.864

@ BUF	BLUES	SABRES	ATTENDANCE	GOALTENDERS	W. GOAL
Feb 12, 2017	4	2	18,876	Jacob Markstrom / Robin Lehner	Alexandre Burrows
@ VAN	BLUES	SABRES	ATTENDANCE	GOALTENDERS	W. GOAL
Oct 20, 2016	2	1	17,809	Jacob Markstrom / Robin Lehner	Daniel Sedin

SABRES	INDIVIDUAL SCORING												
Player	GP	G	A	P	+/-	PIM	PP	SH	GW	EN	S	%	
Kyle Okposo	2	1	0	1	1	2	0	0	0	0	9	11.1	
Tyler Ennis	2	1	0	1	1	0	0	0	0	0	5	20.0	
Nicholas Baptiste	1	1	0	1	0	0	0	0	0	0	0	0.0	
Rasmus Ristolainen	2	0	1	1	1	2	0	0	0	0	2	0.0	
Evan Rodrigues	1	0	1	1	1	0	0	0	0	0	3	0.0	
Ryan O'Reilly	2	0	1	1	0	0	0	0	0	0	6	0.0	
Josh Gorges	2	0	0	0	0	0	0	0	0	0	1	0.0	
Cody Franson	1	0	0	0	0	0	0	0	0	0	0	0.0	
Evander Kane	1	0	0	0	-3	2	0	0	0	0	2	0.0	
Brian Gionta	2	0	0	0	0	0	0	0	0	0	4	0.0	
Jack Eichel	1	0	0	0	-3	2	0	0	0	0	3	0.0	
Johan Larsson	1	0	0	0	0	2	0	0	0	0	1	0.0	
Sam Reinhart	2	0	0	0	-1	0	0	0	0	0	8	0.0	
Matt Moulson	2	0	0	0	0	0	0	0	0	0	5	0.0	
Derek Grant	2	0	0	0	0	0	0	0	0	0	1	0.0	
Zemgus Girgensons	1	0	0	0	0	0	0	0	0	0	1	0.0	
Jake McCabe	2	0	0	0	0	2	0	0	0	0	0	0.0	
Taylor Fedun	1	0	0	0	-1	0	0	0	0	0	0	0.0	
Justin Falk	1	0	0	0	-2	2	0	0	0	0	0	0.0	
Nicolas Deslauriers	1	0	0	0	0	0	0	0	0	0	0	0.0	
Zach Bogosian	1	0	0	0	-1	2	0	0	0	0	1	0.0	
Justin Bailey	1	0	0	0	1	0	0	0	0	0	0	0.0	
Dmitry Kulikov	2	0	0	0	0	2	0	0	0	0	0	0.0	
Marcus Foligno	2	0	0	0	1	0	0	0	0	0	3	0.0	

CANUCKS	INDIVIDUAL SCORING												
Player	GP	G	A	P	+/-	PIM	PP	SH	GW	EN	S	%	
Michael Chaput	1	2	0	2	2	0	0	0	0	0	4	50.0	
Alexandre Burrows	2	1	1	2	0	2	0	0	1	0	3	33.3	
Daniel Sedin	2	1	2	1	2	1	0	1	0	1	4	25.0	
Bo Horvat	2	1	1	2	0	0	1	0	0	0	2	50.0	
Brandon Sutter	2	0	2	2	1	0	0	0	0	0	5	0.0	
Jannik Hansen	2	1	0	1	3	0	0	0	0	0	2	50.0	
Luca Sbisa	2	0	1	1	1	4	0	0	0	0	3	0.0	
Loui Eriksson	2	0	1	1	1	0	0	0	0	0	4	0.0	
Alexander Edler	2	0	1	1	1	2	0	0	0	0	5	0.0	
Ben Hutton	2	0	1	1	-1	2	0	0	0	0	1	0.0	
Troy Stecher	1	0	1	1	1	0	0	0	0	0	1	0.0	
Markus Granlund	2	0	1	1	-1	2	0	0	0	0	3	0.0	
Christopher Tanev	2	0	0	0	2	0	0	0	0	0	3	0.0	
Jack Skille	2	0	0	0	-1	0	0	0	0	0	3	0.0	
Derek Dorsett	1	0	0	0	0	0	0	0	0	0	1	0.0	
Reid Boucher	1	0	0	0	0	0	0	0	0	0	3	0.0	
Henrik Sedin	2	0	0	0	-2	0	0	0	0	0	1	0.0	
Erik Gudbranson	1	0	0	0	0	2	0	0	0	0	0	0.0	
Jayson Megna	1	0	0	0	0	0	0	0	0	0	0	0.0	
Sven Baertschi	1	0	0	0	-1	0	0	0	0	0	0	0.0	
Brendan Gaunce	1	0	0	0	0	0	0	0	0	0	1	0.0	
Philip Larsen	1	0	0	0	-1	0	0	0	0	0	1	0.0	
Nikita Tryamkin	1	0	0	0	-1	2	0	0	0	0	1	0.0	

Power Play:	0 - 8 (0%)	Penalty Killing:	9 - 11 (81.8%)							
Goaltender	GP	Min	GA	GAA	SO	W	L	OT	SA	SV%
Robin Lehner	2	117	6	3.09	0	0	2	0	51	.882

Power Play:	2 - 11 (18.2%)	Penalty Killing:	8 - 8 (100%)							
Goaltender	GP	Min	GA	GAA	SO	W	L	OT	SA	SV%
Jacob Markstrom	2	120	3	1.50	0	2	0	0	55	.945

@ BUF	CAPITALS	SABRES	ATTENDANCE	GOALTENDERS	W. GOAL
Dec 9, 2016	4	1	18,234	Philipp Grubauer / Robin Lehner	Jakub Vrana
@ WSH	CAPITALS	SABRES	ATTENDANCE	GOALTENDERS	W. GOAL
Nov 25, 2016	3	1	18,506	Philipp Grubauer / Anders Nilsson	Marcus Johansson
Dec 5, 2016	3 (OT)	2	18,506	Braden Holtby / Robin Lehner	Marcus Johansson

SABRES	INDIVIDUAL SCORING											
Player	GP	G	A	P	+/-	PIM	PP	SH	GW	EN	S	%
Kyle Okposo	3	2	1	3	0	0	1	0	0	0	6	33.3
Rasmus Ristolainen	3	0	2	2	-1	0	0	0	0	0	12	0.0
Ryan O'Reilly	3	0	2	2	0	0	0	0	0	0	14	0.0
Sam Reinhart	3	1	0	1	-2	0	0	0	0	0	7	14.3
Zemgus Girgensons	3	1	0	1	1	0	0	0	0	0	5	20.0
Cody Franson	3	0	1	1	0	2	0	0	0	0	6	0.0
Derek Grant	2	0	1	1	1	0	0	0	0	0	2	0.0
William Carrier	3	0	1	1	0	2	0	0	0	0	1	0.0
Josh Gorges	2	0	0	0	-2	0	0	0	0	0	0	0.0
Evander Kane	3	0	0	0	-1	4	0	0	0	0	11	0.0
Brian Gionta	3	0	0	0	-1	2	0	0	0	0	4	0.0
Jack Eichel	2	0	0	0	-2	0	0	0	0	0	3	0.0
Cal O'Reilly	1	0	0	0	-1	0	0	0	0	0	0	0.0
Johan Larsson	3	0	0	0	-2	2	0	0	0	0	3	0.0
Matt Moulson	3	0	0	0	1	0	0	0	0	0	0	0.0
Jake McCabe	3	0	0	0	2	0	0	0	0	0	7	0.0
Taylor Fedun	1	0	0	0	0	2	0	0	0	0	4	0.0
Justin Falk	3	0	0	0	-1	0	0	0	0	0	4	0.0
Nicolas Deslauriers	1	0	0	0	0	0	0	0	0	0	0	0.0
Brendan Guhle	1	0	0	0	0	0	0	0	0	0	0	0.0
Erik Burgdoerfer	1	0	0	0	-1	0	0	0	0	0	0	0.0
Dmitry Kulikov	1	0	0	0	-2	2	0	0	0	0	0	0.0
Marcus Foligno	3	0	0	0	-3	2	0	0	0	0	5	0.0

CAPITALS	INDIVIDUAL SCORING											
Player	GP	G	A	P	+/-	PIM	PP	SH	GW	EN	S	%
Marcus Johansson	3	4	1	5	3	0	1	0	2	1	8	50.0
Dmitry Orlov	3	0	3	3	3	0	0	0	0	0	6	0.0
Brett Connolly	1	1	1	2	1	2	1	0	0	0	4	25.0
Daniel Winnik	3	1	1	2	2	2	0	0	0	0	4	25.0
John Carlson	3	1	1	2	2	0	1	0	0	0	7	14.3
T.J. Oshie	1	1	1	2	2	0	0	0	0	0	2	50.0
Jay Beagle	3	1	1	2	2	2	0	0	0	0	7	14.3
Justin Williams	3	0	2	2	-1	2	0	0	0	0	2	0.0
Nicklas Backstrom	3	0	2	2	3	0	0	0	0	0	3	0.0
Evgeny Kuznetsov	3	0	2	2	0	2	0	0	0	0	7	0.0
Jakub Vrana	2	1	0	1	0	0	1	0	1	0	5	20.0
Alex Ovechkin	3	0	1	1	-1	4	0	0	0	0	10	0.0
Lars Eller	3	0	1	1	-1	0	0	0	0	0	4	0.0
Brooks Orpik	3	0	1	1	2	2	0	0	0	0	6	0.0
Andre Burakovsky	3	0	1	1	-1	2	0	0	0	0	4	0.0
Matt Niskanen	2	0	0	0	-2	2	0	0	0	0	5	0.0
Taylor Chorney	3	0	0	0	0	2	0	0	0	0	3	0.0
Karl Alzner	3	0	0	0	0	0	0	0	0	0	1	0.0
Paul Carey	1	0	0	0	-2	0	0	0	0	0	2	0.0
Tom Wilson	3	0	0	0	1	0	0	0	0	0	2	0.0
Zach Sanford	1	0	0	0	0	0	0	0	0	0	2	0.0
Nate Schmidt	1	0	0	0	0	2	0	0	0	0	0	0.0

Power Play:	1 - 12 (8.3%)	Penalty Killing:	6 - 10 (60%)							
Goaltender	GP	Min	GA	GAA	SO	W	L	OT	SA	SV%
Anders Nilsson	1	58	3	3.09	0	0	1	0	32	.906
Robin Lehner	2	121	6	2.98	0	0	1	1	61	.902

Power Play:	4 - 10 (40%)	Penalty Killing:	11 - 12 (91.7%)							
Goaltender	GP	Min	GA	GAA	SO	W	L	OT	SA	SV%
Philipp Grubauer	2	120	2	1.00	0	2	0	0	61	.967
Braden Holtby	1	62	2	1.92	0	1	0	0	33	.939

@ BUF	JETS	SABRES	ATTENDANCE	GOALTENDERS	W. GOAL
Jan 7, 2017	3	4	19,070	Robin Lehner / Connor Hellebuyck	Brian Gionta
@ WPG	JETS	SABRES	ATTENDANCE	GOALTENDERS	W. GOAL
Oct 30, 2016	1	3	15,294	Robin Lehner / Michael Hutchinson	Brian Gionta

SABRES	INDIVIDUAL SCORING												
Player	GP	G	A	P	+/-	PIM	PP	SH	GW	EN	S	%	
Zemgus Girgensons	2	1	2	3	2	0	0	0	0	0	4	25.0	
Ryan O'Reilly	2	1	2	3	3	0	0	0	0	0	3	33.3	
Brian Gionta	2	2	0	2	1	2	0	0	2	0	9	22.2	
Kyle Okposo	2	2	0	2	1	4	0	0	0	0	4	50.0	
Cody Franson	2	0	2	2	2	4	0	0	0	0	2	0.0	
Marcus Foligno	2	1	0	1	0	4	0	0	0	0	4	25.0	
Sam Reinhart	2	0	1	1	1	0	0	0	0	0	3	0.0	
Matt Moulson	2	0	1	1	3	2	0	0	0	0	7	0.0	
Jake McCabe	2	0	1	1	2	0	0	0	0	0	1	0.0	
Josh Gorges	1	0	0	0	1	0	0	0	0	0	0	0.0	
Evander Kane	1	0	0	0	1	0	0	0	0	0	1	0.0	
Jack Eichel	1	0	0	0	0	0	0	0	0	0	4	0.0	
Johan Larsson	1	0	0	0	0	0	0	0	0	0	1	0.0	
Derek Grant	2	0	0	0	0	0	0	0	0	0	1	0.0	
Taylor Fedun	1	0	0	0	1	0	0	0	0	0	2	0.0	
Justin Falk	1	0	0	0	0	2	0	0	0	0	1	0.0	
Nicolas Deslauriers	1	0	0	0	0	0	0	0	0	0	1	0.0	
Zach Bogosian	2	0	0	0	-1	2	0	0	0	0	2	0.0	
Hudson Fasching	1	0	0	0	0	0	0	0	0	0	0	0.0	
Rasmus Ristolainen	2	0	0	0	3	2	0	0	0	0	7	0.0	
Justin Bailey	1	0	0	0	0	0	0	0	0	0	2	0.0	
Tyler Ennis	1	0	0	0	0	0	0	0	0	0	1	0.0	
Nicholas Baptiste	1	0	0	0	0	2	0	0	0	0	3	0.0	
Dmitry Kulikov	1	0	0	0	0	0	0	0	0	0	1	0.0	

JETS	INDIVIDUAL SCORING												
Player	GP	G	A	P	+/-	PIM	PP	SH	GW	EN	S	%	
Nikolaj Ehlers	2	2	0	2	0	0	0	0	0	0	6	33.3	
Blake Wheeler	2	0	2	2	-2	2	0	0	0	0	6	0.0	
Drew Stafford	1	1	0	1	0	0	1	0	0	0	4	25.0	
Joel Armia	2	1	0	1	-1	0	0	0	0	0	4	25.0	
Adam Lowry	2	0	1	1	0	0	0	0	0	0	2	0.0	
Patrik Laine	2	0	1	1	0	0	0	0	0	0	6	0.0	
Dustin Byfuglien	2	0	1	1	-2	18	0	0	0	0	11	0.0	
Josh Morrissey	2	0	1	1	-1	0	0	0	0	0	6	0.0	
Mark Scheifele	2	0	1	1	0	4	0	0	0	0	9	0.0	
Mathieu Perreault	2	0	1	1	-2	0	0	0	0	0	6	0.0	
Paul Postma	2	0	0	0	-1	0	0	0	0	0	1	0.0	
Mark Stuart	1	0	0	0	0	0	0	0	0	0	0	0.0	
Ben Chiarot	2	0	0	0	-1	0	0	0	0	0	1	0.0	
Jacob Trouba	1	0	0	0	0	0	0	0	0	0	3	0.0	
Andrew Copp	1	0	0	0	0	2	0	0	0	0	0	0.0	
Brandon Tanev	1	0	0	0	-1	0	0	0	0	0	0	0.0	
Shawn Matthias	2	0	0	0	-1	0	0	0	0	0	3	0.0	
Bryan Little	1	0	0	0	-3	2	0	0	0	0	1	0.0	
Nic Petan	1	0	0	0	0	2	0	0	0	0	1	0.0	
Chris Thorburn	1	0	0	0	-1	0	0	0	0	0	1	0.0	
Toby Enstrom	2	0	0	0	-3	2	0	0	0	0	0	0.0	
Kyle Connor	1	0	0	0	0	0	0	0	0	0	1	0.0	
Alexander Burmistrov	1	0	0	0	-1	0	0	0	0	0	1	0.0	

Power Play:	0 - 5 (0%)	Penalty Killing:	8 - 9 (88.9%)							
Goaltender	GP	Min	GA	GAA	SO	W	L	OT	SA	SV%
Robin Lehner	2	120	4	2.00	0	2	0	0	73	.945

Power Play:	1 - 9 (11.1%)	Penalty Killing:	5 - 5 (100%)							
Goaltender	GP	Min	GA	GAA	SO	W	L	OT	SA	SV%
Michael Hutchinson	1	34	3	5.30	0	0	1	0	15	.800
Connor Hellebuyck	2	82	4	2.94	0	0	1	0	49	.918



2017-18 BUFFALO SABRES MEDIA GUIDE

RECORD BOOK



1970-71 24-39-15, 5TH PLACE EAST DIVISION

Oct. 10	@ Pittsburgh	2-1	W	Jan. 13	@ Chicago	2-4	L
Oct. 14	@ NY Rangers	0-3	L	Jan. 14	St. Louis	2-1	W
Oct. 15	Montreal	0-3	L	Jan. 16	@ Minnesota	4-3	W
Oct. 17	@ St. Louis	1-4	L	Jan. 17	Montreal	4-4	T
Oct. 18	Pittsburgh	1-1	T	Jan. 21	NY Rangers	5-5	T
Oct. 22	@ Philadelphia	2-4	L	Jan. 23	@ St. Louis	1-7	L
Oct. 23	Detroit	4-3	W	Jan. 24	Philadelphia	6-4	W
Oct. 25	Chicago	0-4	L	Jan. 27	@ Los Angeles	3-3	T
Oct. 27	@ Vancouver	2-7	L	Jan. 29	@ California	4-2	W
Oct. 30	@ California	1-6	L	Jan. 31	@ Vancouver	6-1	W
Nov. 1	@ Los Angeles	2-4	L	Feb. 4	Los Angeles	5-2	W
Nov. 5	Vancouver	1-4	L	Feb. 6	@ Boston	3-4	L
Nov. 7	@ Montreal	2-11	L	Feb. 7	Toronto	3-4	L
Nov. 8	Philadelphia	1-3	L	Feb. 9	@ Vancouver	3-6	L
Nov. 13	California	4-2	W	Feb. 10	@ California	1-5	L
Nov. 15	Montreal	2-2	T	Feb. 12	California	3-0	W
Nov. 18	@ Toronto	7-2	W	Feb. 14	Philadelphia	3-2	W
Nov. 21	@ Minnesota	0-3	L	Feb. 17	@ Chicago	1-5	L
Nov. 25	@ Pittsburgh	4-4	T	Feb. 18	Pittsburgh	6-6	T
Nov. 26	NY Rangers	2-2	T	Feb. 20	@ Detroit	5-6	L
Nov. 29	California	1-2	L	Feb. 21	St. Louis	1-3	L
Dec. 3	Boston	4-4	T	Feb. 23	Boston	3-6	L
Dec. 6	Minnesota	1-0	W	Feb. 25	@ Philadelphia	2-3	L
Dec. 9	@ Chicago	1-6	L	Feb. 27	@ Toronto	0-2	L
Dec. 10	@ Boston	2-8	L	Feb. 28	Minnesota	5-2	W
Dec. 12	@ Detroit	3-5	L	Mar. 3	@ Los Angeles	3-3	T
Dec. 13	Toronto	0-4	L	Mar. 5	Chicago	2-2	T
Dec. 16	@ NY Rangers	0-4	L	Mar. 7	Vancouver	6-3	W
Dec. 17	Los Angeles	4-3	W	Mar. 13	@ St. Louis	0-9	L
Dec. 19	@ Toronto	0-2	L	Mar. 14	@ Minnesota	5-0	W
Dec. 20	Toronto	2-4	L	Mar. 18	St. Louis	5-3	W
Dec. 22	NY Rangers	2-7	L	Mar. 20	@ Montreal	2-5	L
Dec. 26	@ Montreal	4-4	T	Mar. 21	@ Boston	7-5	W
Dec. 27	Detroit	5-2	W	Mar. 23	@ NY Rangers	2-7	L
Jan. 1	Boston	4-9	L	Mar. 26	Vancouver	3-1	W
Jan. 3	Chicago	3-5	L	Mar. 28	Minnesota	4-2	W
Jan. 7	Detroit	7-4	W	Mar. 31	@ Pittsburgh	6-4	W
Jan. 9	@ Detroit	2-3	L	Apr. 1	Pittsburgh	3-3	T
Jan. 10	Los Angeles	2-2	T	Apr. 4	@ Philadelphia	3-3	T

1971-72 16-43-19, 6TH PLACE EAST DIVISION

Oct. 10	Pittsburgh	2-1	W	Jan. 2	California	4-4	T
Oct. 12	@ St. Louis	1-4	L	Jan. 6	Boston	2-5	L
Oct. 14	@ Boston	2-6	L	Jan. 9	Toronto	1-2	L
Oct. 16	@ Montreal	3-9	L	Jan. 13	NY Rangers	2-5	L
Oct. 17	Minnesota	2-3	L	Jan. 15	@ Montreal	2-6	L
Oct. 20	@ Toronto	7-2	W	Jan. 16	Montreal	4-2	W
Oct. 21	Chicago	2-5	L	Jan. 20	Vancouver	1-0	W
Oct. 23	@ Minnesota	1-5	L	Jan. 22	@ Detroit	2-3	L
Oct. 24	St. Louis	2-3	L	Jan. 23	@ Boston	3-3	T
Oct. 27	@ Los Angeles	3-2	W	Jan. 26	@ NY Rangers	1-5	L
Oct. 30	@ Vancouver	4-4	T	Jan. 27	Detroit	1-3	L
Oct. 31	@ California	2-2	T	Jan. 30	Los Angeles	2-2	T
Nov. 4	@ Detroit	4-4	T	Feb. 3	NY Rangers	2-4	L
Nov. 5	Philadelphia	5-2	W	Feb. 5	@ Minnesota	3-3	T
Nov. 7	Detroit	3-3	T	Feb. 6	Boston	8-2	W
Nov. 11	Los Angeles	2-4	L	Feb. 10	@ Detroit	2-4	L
Nov. 13	@ NY Rangers	2-5	L	Feb. 12	@ Boston	1-5	L
Nov. 14	Montreal	2-2	T	Feb. 13	Philadelphia	4-4	T
Nov. 18	California	5-7	L	Feb. 17	Pittsburgh	0-2	L
Nov. 21	Toronto	3-4	L	Feb. 19	@ Toronto	1-4	L
Nov. 24	@ Los Angeles	3-5	L	Feb. 20	Montreal	0-4	L
Nov. 27	@ Vancouver	2-5	L	Feb. 23	@ Chicago	2-1	W
Nov. 28	@ California	3-5	L	Feb. 24	Chicago	5-3	W
Dec. 1	@ NY Rangers	2-7	L	Feb. 27	California	4-4	T
Dec. 2	Los Angeles	2-0	W	Mar. 1	@ Montreal	1-4	L
Dec. 4	@ St. Louis	1-5	L	Mar. 2	NY Rangers	3-4	L
Dec. 5	Minnesota	3-1	W	Mar. 5	St. Louis	2-6	L
Dec. 9	Chicago	1-3	L	Mar. 8	@ California	3-6	L
Dec. 11	@ Pittsburgh	3-3	T	Mar. 10	@ Vancouver	2-3	L
Dec. 12	Toronto	2-4	L	Mar. 11	@ Los Angeles	3-5	L
Dec. 15	@ Chicago	1-2	L	Mar. 14	@ Minnesota	4-3	W
Dec. 16	@ Philadelphia	0-5	L	Mar. 16	@ Philadelphia	3-3	T
Dec. 18	@ Toronto	1-8	L	Mar. 17	Vancouver	2-6	L
Dec. 19	Vancouver	5-1	W	Mar. 19	@ Chicago	3-3	T
Dec. 23	Boston	4-4	T	Mar. 22	@ Pittsburgh	4-3	W
Dec. 25	@ St. Louis	4-4	T	Mar. 23	Minnesota	4-4	T
Dec. 26	St. Louis	6-3	W	Mar. 26	Pittsburgh	2-2	T
Dec. 29	Detroit	3-7	L	Mar. 30	@ Philadelphia	1-3	L
Dec. 31	@ Pittsburgh	3-3	T	Apr. 2	Philadelphia	3-2	W

1970-71 REGULAR-SEASON SCORING

NO.	PLAYER	GP	G	A	PTS	+/-	PIM	PP	SH	GW	GT	SHOTS	%
11	Gilbert Perreault*	78	38	34	72	-39	19	14	0	5	3	210	18.1
10	Phil Goyette	60	15	46	61	-15	6	9	0	1	0	119	12.6
15	Gerry Meehan	77	24	31	55	-12	8	5	0	1	2	163	14.7
22	Don Marshall	62	20	29	49	-13	6	9	0	1	2	112	17.9
23	Eddie Shack	56	25	17	42	-29	93	10	0	4	1	192	13.0
19	Steve Atkinson*	57	20	18	38	1	12	0	1	2	3	126	15.9
21	Paul Andrea	47	11	21	32	-16	4	2	0	3	0	99	11.1
6	Al Hamilton	69	2	28	30	-23	71	0	0	0	0	98	2.0
26	Larry Keenan	51	7	20	27	-10	6	3	0	2	0	67	10.4
5	Doug Barrie*	75	4	23	27	-19	168	0	0	0	1	128	3.1
16	Ron Anderson	74	14	12	26	-11	44	0	1	3	0	139	10.1
20	Dick Duff	53	7	13	20	-16	12	0	0	1	1	67	10.4
17	Floyd Smith	77	6	11	17	-12	46	0	2	0	0	80	7.5
9	Reg Fleming	78	6	10	16	-8	159	0	0	0	0	54	11.1
7	Cliff Schmautz*	26	5	7	12	0	10	2	0	0	0	44	11.4
2	Jim Watson	78	2	9	11	-28	147	0	0	0	1	114	1.8
12	Skip Krake	74	4	5	9	-21	68	1	0	0	0	64	6.3
18	Kevin O'Shea*	41	4	4	8	-11	8	0	1	1	1	33	12.1
3	Tracy Pratt	76	1	7	8	0	179	0	0	0	0	34	2.9
24	Jean-Guy Talbot	57	0	7	7	0	36	0	0	0	0	41	0.0
14	Randy Wyrozub*	16	2	2	4	0	6	1	0	0	0	22	9.1
19	Francois Lacombe	1	0	1	1	0	2	0	0	0	0	1	0.0
28	Dave Dryden	10	0	1	1	0	0	0	0	0	0	0	0.0
8	Billy Inglis	14	0	1	1	0	4	0	0	0	0	9	0.0
30	Joe Daley	38	0	1	1	0	12	0	0	0	0	0	0.0
19	Brian Perry	1	0	0	0	0	0	0	0	0	0	0	0.0
28	Terry Ball	2	0	0	0	0	0	0	0	0	0	2	0.0
21	Jean-Guy Lagace*	3	0	0	0	0	2	0	0	0	0	3	0.0
23	Paul Terbenche	3	0	0	0	0	2	0	0	0	0	1	0.0
24	Butch Deadmarsh*	10	0	0	0	0	9	0	0	0	0	7	0.0
20	Brian McDonald*	12	0	0	0	0	29	0	0	0	0	15	0.0
4	Mike McMahon	12	0	0	0	0	4	0	0	0	0	20	0.0
25	Hap Myers*	13	0	0	0	0	6	0	0	0	0	14	0.0
1	Roger Crozier	43	0	0	0	0	0	0	0	0	0	0	0.0
NO.	GOALTENDER	GP	MIN	GAA	W	L	T	EN	SO	GA	SA	SV%	
30	Joe Daley	38	2073	3.70	12	16	8	2	1	128	1247	.897	
1	Roger Crozier	43	2198	3.69	9	20	7	1	1	135	1347	.901	
28	Dave Dryden	10	409	3.37	3	3	0	2	1	23	206	.889	
	TEAM TOTALS	78	4680	3.73	24	39	15	5	3	291	2800	.896	

*Rookie

1970-72 REGULAR-SEASON SCORING

NO.	PLAYER	GP	G	A	PTS	+/-	PIM	PP	SH	GW	GT	SHOTS	%
7	Rick Martin*	73	44	30	74	-38	36	19	0	5	4	266	16.5
11	Gilbert Perreault	76	26	48	74	-40	24	11	0	1	1	218	11.9
15	Gerry Meehan	77	19	27	46	-28	12	4	0	2	2	164	11.6
6	Al Hamilton	76	4	30	34	-12	105	1	0	1	1	91	4.4
23	Eddie Shack	55	11	14	25	-11	34	4	0	0	0	92	11.9
19	Steve Atkinson	67	14	10	24	-22	26	3	0	0	0	122	11.5
8	Jim Lorenz	35	10	14	24	-11	12	2	0	1	0	85	11.8
24	Chris Evans*	61	6	18	24	-20	98	2	0	0	0	99	6.1
10	Phil Goyette	37	3	21	24	-10	14	3	0	0	0	33	9.1
20	Don Luce	78	11	8	19	-18	38	0	0	1	1	126	8.7
9	Danny Lawson	78	10	6	16	-23	15	0	1	0	3	176	5.7
12	Mike Byers	46	9	7	16	-20	12	3	0	1	1	69	13.0
25	Craig Ramsay*	57	6	10	16	5	0	0	0	2	0	43	14.0
18	Kevin O'Shea	52	6	9	15	-19	44	0	0	0	1	56	10.7
3	Mike Robitaille	31	2	10	12	-14	22	1	0	0	0	62	3.2
5	Larry Hillman	43	1	11	12	-21	58	0	0	0	0	78	1.3
4	Tracy Pratt	27	0	10	10	0	52	0	0	0	0	31	0.0
23	Rene Robert*	12	6	3	9	-5	2	3	0	0	2	42	14.3
2	Jim Watson	66	2	6	8	-33	101	1	0	0	1	78	2.6
26	Randy Wyrozub*	34	3	4	7	-1	0	0	0	0	0	36	8.3
5	Doug Barrie	27	2	5	7	-21	45	0	0	1	1	24	8.3
8	Dick Duff	8	2	2	4	-2	0	0	0	0	0	5	40.0
16	Ron Anderson	37	0	4	4	-10	19	0	0	0	0	35	0.0
14	Rod Zaine	24	2	1	3	-14	4	0	0	1	0	23	8.6
22	Ray McKay	39	0	3	3	-12	18	0	0	0	0	18	0.0
26	Larry Keenan	14	2	0	2	-3	2	0	0	0	0	15	13.3
8	Butch Deadmarsh*	12	1	1	2	-10	4	0	0	0	0	10	10.0
23	John Gould*	2	1	0	1	-1	0	0	0	0			

1972-73 37-27-14, 4TH PLACE EAST DIVISION

Oct. 8	Atlanta	5-3	W	Jan. 4	@ Detroit	2-4	L
Oct. 11	Los Angeles	7-3	W	Jan. 6	@ NY Rangers	4-1	W
Oct. 14	@ Atlanta	1-1	T	Jan. 7	Philadelphia	2-0	W
Oct. 15	Toronto	3-2	W	Jan. 11	NY Rangers	2-4	L
Oct. 19	Vancouver	6-0	W	Jan. 14	@ Boston	0-6	L
Oct. 21	@ St. Louis	1-1	T	Jan. 18	Chicago	5-1	W
Oct. 22	Atlanta	7-2	W	Jan. 20	@ Detroit	2-4	L
Oct. 25	Boston	2-2	T	Jan. 21	Philadelphia	3-4	L
Oct. 28	@ Montreal	3-3	T	Jan. 25	Minnesota	5-2	W
Oct. 29	Minnesota	2-1	W	Jan. 28	Atlanta	5-8	L
Nov. 1	@ Toronto	1-7	L	Feb. 1	Los Angeles	5-3	W
Nov. 4	@ Philadelphia	3-5	L	Feb. 3	@ NY Islanders	1-1	T
Nov. 5	St. Louis	1-1	T	Feb. 4	NY Islanders	5-1	W
Nov. 9	California	0-0	T	Feb. 7	@ Chicago	1-2	L
Nov. 11	@ Philadelphia	1-3	L	Feb. 8	California	4-0	W
Nov. 12	Pittsburgh	1-0	W	Feb. 10	@ Montreal	1-2	L
Nov. 15	@ Los Angeles	3-3	T	Feb. 11	Detroit	2-5	L
Nov. 17	@ California	1-5	L	Feb. 14	@ Toronto	3-2	W
Nov. 19	@ Vancouver	5-9	L	Feb. 15	NY Rangers	4-1	W
Nov. 22	@ Detroit	2-6	L	Feb. 17	@ Pittsburgh	3-3	T
Nov. 23	NY Rangers	5-3	W	Feb. 18	Pittsburgh	4-1	W
Nov. 26	NY Islanders	9-2	W	Feb. 22	Vancouver	3-1	W
Nov. 28	@ NY Islanders	7-2	W	Feb. 24	@ Minnesota	2-4	L
Nov. 30	@ Boston	4-5	L	Feb. 25	Pittsburgh	2-1	W
Dec. 2	@ Minnesota	6-8	L	Mar. 1	@ Atlanta	4-4	T
Dec. 3	Minnesota	7-4	W	Mar. 4	Montreal	2-4	L
Dec. 6	@ NY Rangers	3-2	W	Mar. 6	@ Los Angeles	2-2	T
Dec. 7	Detroit	6-1	W	Mar. 7	@ California	2-2	T
Dec. 10	Montreal	4-2	W	Mar. 9	@ Vancouver	2-5	L
Dec. 13	Boston	7-3	W	Mar. 13	@ St. Louis	0-2	L
Dec. 16	@ St. Louis	4-3	W	Mar. 15	Boston	1-4	L
Dec. 17	Toronto	4-0	W	Mar. 17	@ Montreal	3-3	T
Dec. 20	Vancouver	6-3	W	Mar. 18	Toronto	5-1	W
Dec. 22	@ California	2-4	L	Mar. 21	@ Chicago	2-6	L
Dec. 23	@ Los Angeles	0-2	L	Mar. 24	@ Pittsburgh	4-4	T
Dec. 27	@ NY Rangers	4-1	W	Mar. 25	@ Boston	1-6	L
Dec. 28	Chicago	8-2	W	Mar. 27	@ NY Islanders	3-2	W
Dec. 31	@ Chicago	2-4	L	Mar. 28	Philadelphia	6-3	W
Jan. 3	NY Islanders	4-1	W	Apr. 1	St. Louis	3-1	W

1973-74 32-34-12, 5TH PLACE EAST DIVISION

Oct. 10	@ Toronto	4-7	L	Jan. 9	@ Atlanta	0-3	L
Oct. 13	@ Minnesota	4-3	W	Jan. 10	NY Rangers	7-2	W
Oct. 14	Vancouver	1-3	L	Jan. 12	@ Pittsburgh	2-5	L
Oct. 18	Los Angeles	6-2	W	Jan. 13	St. Louis	1-0	W
Oct. 20	@ NY Islanders	2-1	W	Jan. 17	@ Philadelphia	2-7	L
Oct. 21	Toronto	4-3	W	Jan. 19	@ NY Islanders	2-2	T
Oct. 24	Chicago	3-1	W	Jan. 20	California	6-4	W
Oct. 25	@ Boston	4-9	L	Jan. 24	Montreal	1-4	L
Oct. 28	NY Islanders	5-2	W	Jan. 27	Vancouver	2-3	L
Oct. 31	California	3-2	W	Jan. 31	@ Philadelphia	3-4	L
Nov. 4	Montreal	1-1	T	Feb. 2	@ St. Louis	1-6	L
Nov. 6	@ Vancouver	2-3	L	Feb. 3	Toronto	3-3	T
Nov. 9	@ California	3-6	L	Feb. 6	@ Los Angeles	1-5	L
Nov. 10	@ Los Angeles	5-3	W	Feb. 8	@ California	7-2	W
Nov. 14	@ Atlanta	3-1	W	Feb. 10	@ Vancouver	2-5	L
Nov. 17	@ Montreal	5-8	L	Feb. 14	Los Angeles	4-2	W
Nov. 18	California	0-2	L	Feb. 17	Detroit	2-1	W
Nov. 21	@ Atlanta	2-3	L	Feb. 20	@ Toronto	2-4	L
Nov. 22	NY Rangers	6-7	L	Feb. 21	Atlanta	4-4	T
Nov. 25	Atlanta	3-4	L	Feb. 24	Boston	3-2	W
Nov. 29	Los Angeles	2-1	W	Feb. 28	Chicago	2-2	T
Dec. 1	@ Detroit	4-1	W	Mar. 2	@ Philadelphia	2-4	L
Dec. 2	Detroit	6-1	W	Mar. 3	NY Islanders	4-3	W
Dec. 6	NY Rangers	8-4	W	Mar. 6	@ Minnesota	4-4	T
Dec. 8	@ Boston	2-5	L	Mar. 8	@ Vancouver	4-2	W
Dec. 9	Toronto	5-2	W	Mar. 10	Philadelphia	3-4	L
Dec. 12	@ NY Rangers	1-1	T	Mar. 12	@ Boston	0-4	L
Dec. 15	@ Minnesota	3-4	L	Mar. 14	Boston	3-4	L
Dec. 16	St. Louis	2-5	L	Mar. 16	@ St. Louis	2-2	T
Dec. 19	@ Chicago	2-2	T	Mar. 17	Minnesota	5-2	W
Dec. 20	Montreal	2-2	T	Mar. 20	@ Chicago	3-2	W
Dec. 22	@ Montreal	1-7	L	Mar. 23	@ NY Islanders	1-1	T
Dec. 23	Pittsburgh	3-2	W	Mar. 24	@ NY Rangers	3-5	L
Dec. 27	Detroit	3-1	W	Mar. 27	@ Detroit	1-3	L
Dec. 30	Philadelphia	4-5	L	Mar. 28	Chicago	2-2	T
Dec. 31	@ Detroit	6-5	W	Mar. 31	Minnesota	6-1	W
Jan. 3	Pittsburgh	6-1	W	Apr. 4	@ Pittsburgh	2-4	L
Jan. 5	@ Pittsburgh	2-5	L	Apr. 6	@ Toronto	1-3	L
Jan. 6	Vancouver	6-3	W	Apr. 7	St. Louis	5-2	W

1972-73 REGULAR-SEASON SCORING

NO.	PLAYER	GP	G	A	PTS	+/-	PIM	PP	SH	GW	GT	SHOTS	%
11	Gilbert Perreault	78	28	60	88	11	10	8	0	7	0	234	12.0
14	Rene Robert	75	40	43	83	16	83	9	0	6	0	265	15.1
7	Rick Martin	75	37	36	73	4	79	11	0	4	3	299	12.4
8	Jim Lorentz	78	27	35	62	6	30	11	0	5	1	175	15.4
15	Gerry Meehan	77	31	29	60	4	21	3	1	6	2	208	14.9
20	Don Luce	78	18	25	43	7	32	0	3	2	0	198	9.1
21	Hugh Harris*	60	12	26	38	9	17	0	0	0	0	121	9.9
5	Larry Hillman	78	5	24	29	-3	56	2	0	0	0	102	4.9
10	Craig Ramsay	76	11	17	28	13	15	0	1	1	0	89	12.4
12	Larry Mickey	77	15	9	24	-6	47	1	0	2	3	160	9.4
3	Mike Robitaille	65	4	17	21	9	40	0	0	0	1	182	2.2
6	Jim Schoenfeld*	66	4	15	19	12	178	1	0	0	0	91	4.4
19	Steve Atkinson	61	9	9	18	-5	36	2	0	1	1	96	9.4
2	Tim Horton	69	1	16	17	12	56	0	0	0	0	73	1.4
4	Tracy Pratt	74	1	15	16	9	116	0	0	0	0	63	1.6
9	Norm Gratton*	21	6	5	11	0	12	2	0	1	1	26	23.1
23	Larry Carriere*	40	2	8	10	-1	52	1	0	0	1	34	5.8
18	Paul Terbenche	42	0	7	7	7	8	0	0	0	0	20	0.0
16	Randy Wyzrozb	45	3	3	6	-1	4	0	0	2	0	23	13.0
22	Doug Rombough*	5	2	0	2	2	0	0	0	0	0	3	66.7
9	Butch Deadmarsh	34	1	1	2	-3	26	1	0	0	0	15	6.6
17	Rick Dudley*	6	0	1	1	-2	7	0	0	0	0	6	0.0
24	John Gould	8	0	1	1	0	0	0	0	0	0	4	0.0
24	Ron Busniuk*	1	0	0	0	0	9	0	0	0	0	1	0.0
28	Rocky Farr*	1	0	0	0	0	0	0	0	0	0	0	0.0
22	Ray McKay	1	0	0	0	0	0	0	0	0	0	0	0.0
17	Bob Richer*	3	0	0	0	0	0	0	0	0	0	0	0.0
30	Dave Dryden	37	0	0	0	0	0	0	0	0	0	0	0.0
1	Roger Crozier	48	0	0	0	0	4	4	0	0	0	0	0.0
NO.	GOALTENDER	GP	MIN	GAA	W	L	T	EN	SO	GA	SA	SV%	
1	Roger Crozier	48	2633	2.76	23	13	7	3	3	121	1277	.905	
30	Dave Dryden	37	2018	2.65	14	13	7	3	3	89	968	.908	
28	Rocky Farr*	1	29	6.21	0	1	0	0	0	3	—	—	
TEAM TOTALS		78	4680	2.81	37	27	14	6	6	219			

*Rookie

1973-74 REGULAR-SEASON SCORING

NO.	PLAYER	GP	G	A	PTS	+/-	PIM	PP	SH	GW	GT	SHOTS	%
7	Rick Martin	78	52	34	86	-22	38	8	0	6	3	320	16.2
14	Rene Robert	76	21	44	65	-16	71	3	0	5	1	245	8.5
20	Don Luce	75	26	30	56	3	44	2	3	1	2	237	10.9
8	Jim Lorentz	78	23	31	54	-19	28	12	0	4	0	145	15.8
11	Gilbert Perreault	55	18	33	51	-8	10	6	0	7	2	163	11.0
15	Rick Meehan	72	20	26	46	-7	17	6	0	1	1	160	12.5
10	Craig Ramsay	78	20	26	46	17	0	1	2	3	2	154	12.9
23	Larry Carriere	77	6	24	30	3	103	3	0	0	0	113	5.3
17	Rick Dudley*	67	13	13	26	0	71	0	0	2	1	100	13.0
3	Mike Robitaille	71	2	18	20	2	60	2	0	0	0	185	1.0
4	Jerry Korab	45	6	12	18	-23	73	2	0	0	0	106	5.6
9	Norm Gratton	56	6	12	18	-10	16	2	0	0	0	53	11.3
19	Steve Atkinson	70	6	10	16	1	22	0	0	1	0	109	5.5
22	Doug Rombough*	46	6	9	15	2	27	0	0	1	0	38	15.7
18	Paul Terbenche	68	2	12	14	3	8	0	0	0	0	42	4.7
24	Peter McNab*	22	3	6	9	-3	9	0	0	0	0	24	12.5
6	Jim Schoenfeld	28	1	8	9	-9	56	0	0	0	0	49	2.0
12	Larry Mickey	13	3	4	7	5	8	0	0	0	0	18	16.6
4	Tracy Pratt	33	0	7	7	9	52	0	0	0	0	20	0.0
21	John Gould*	30	4	2	6	-7	2	0	0	1	0	48	8.3
2	Tim Horton	55	0	6	6	5	53	0	0	0	0	59	0.0
21	Brian Spencer	13	3	2	5	-3	4	1	0	0	0	21	14.2
21	Ron Busniuk*	5	0	3	3	-1	4	0	0	0	0	3	0.0
16	Real Lemieux	11	1	1	2	0	4	0	0	0	0	4	25.0
24	Bill Hali*	6	0	2	2	-1	0	0	0	0	0	4	0.0
24	Randy Wyzrozb	5	0	1	1	-1	0	0	0	0	0	4	0.0
30	Dave Dryden	53	0	1	1	0	4	0	0	0	0	0	0.0
28	Rocky Farr	11	0	0	0	0	2	0	0	0	0	0	0.0
29	Gary Bromley*	12	0	0	0	0	2	0	0	0	0	0	0.0
1	Roger Crozier	12	0	0	0	0	2	0	0	0	0	0	0.0
23	Joe Noris	18	0	0	0	-4	2	0	0	0	0	9	0.0
NO.	GOALTENDER	GP	MIN	AVG.	W	L	T	EN	SO	GA	SA	SV%	
30	Dave Dryden	53	2987	2.97	23	20	8	3	1	148	1399	.894	
1	Roger Crozier	12											

1974-75 49-16-15, 1ST PLACE ADAMS DIVISION

Oct. 10	Boston	9-5	W	Jan. 11	@ Detroit	3-3	T
Oct. 12	@ Philadelphia	1-6	L	Jan. 12	Vancouver	5-1	W
Oct. 13	Los Angeles	1-4	L	Jan. 15	@ California	4-0	W
Oct. 17	California	6-1	W	Jan. 17	@ Vancouver	4-2	W
Oct. 19	@ Minnesota	2-1	W	Jan. 19	Kansas City	5-0	W
Oct. 20	Toronto	5-5	T	Jan. 23	Detroit	5-1	W
Oct. 24	@ Los Angeles	2-7	L	Jan. 25	@ Montreal	7-6	W
Oct. 26	@ St. Louis	2-0	W	Jan. 26	Atlanta	3-4	L
Oct. 27	Montreal	3-2	W	Jan. 30	NY Rangers	6-3	W
Nov. 2	@ Toronto	6-3	W	Feb. 1	@ Philadelphia	0-6	L
Nov. 3	@ NY Rangers	4-3	W	Feb. 2	Kansas City	8-1	W
Nov. 5	@ Boston	2-2	T	Feb. 4	@ Detroit	6-1	W
Nov. 6	@ Chicago	6-4	W	Feb. 6	@ NY Islanders	2-2	T
Nov. 9	@ Kansas City	6-1	W	Feb. 9	Montreal	4-4	T
Nov. 10	Pittsburgh	8-3	W	Feb. 12	@ Pittsburgh	3-3	T
Nov. 13	@ Montreal	8-6	W	Feb. 13	Boston	3-1	W
Nov. 14	Minnesota	5-3	W	Feb. 16	St. Louis	4-4	T
Nov. 16	@ Boston	5-7	L	Feb. 18	@ NY Islanders	3-2	W
Nov. 17	Atlanta	4-0	W	Feb. 20	Philadelphia	6-6	T
Nov. 20	Washington	7-3	W	Feb. 21	@ Washington	9-4	W
Nov. 22	@ Atlanta	4-4	T	Feb. 23	Toronto	4-1	W
Nov. 24	Montreal	6-4	W	Feb. 27	Los Angeles	5-0	W
Nov. 27	@ Chicago	3-1	W	Mar. 1	@ Detroit	2-3	L
Nov. 28	Detroit	5-2	W	Mar. 2	NY Islanders	3-3	T
Nov. 30	@ Pittsburgh	5-5	T	Mar. 5	@ NY Rangers	6-3	W
Dec. 1	Pittsburgh	6-3	W	Mar. 8	@ St. Louis	3-3	T
Dec. 3	@ Washington	5-3	W	Mar. 9	Pittsburgh	8-4	W
Dec. 5	Washington	9-2	W	Mar. 11	@ Los Angeles	2-2	T
Dec. 8	Minnesota	5-0	W	Mar. 12	@ California	7-2	W
Dec. 12	Vancouver	3-5	L	Mar. 14	@ Vancouver	1-5	L
Dec. 14	@ Minnesota	2-4	L	Mar. 16	@ Toronto	11-3	W
Dec. 15	California	5-5	T	Mar. 20	NY Rangers	6-3	W
Dec. 18	NY Islanders	3-2	W	Mar. 22	@ Kansas City	4-2	W
Dec. 22	@ Washington	4-0	W	Mar. 23	California	9-4	W
Dec. 26	Chicago	3-1	W	Mar. 26	@ Chicago	1-5	L
Dec. 27	@ NY Rangers	5-9	L	Mar. 28	@ Atlanta	2-3	L
Dec. 29	Philadelphia	2-5	L	Mar. 30	Toronto	4-5	L
Jan. 3	@ California	2-2	T	Apr. 1	@ Boston	3-1	W
Jan. 5	St. Louis	4-2	W	Apr. 3	Boston	4-2	W
Jan. 9	Los Angeles	2-5	L	Apr. 5	@ Toronto	4-2	W

1975-76 46-21-13, 2ND PLACE ADAMS DIVISION

Oct. 9	Detroit	4-0	W	Jan. 13	@ St. Louis	3-7	L
Oct. 12	Toronto	8-3	W	Jan. 15	Washington	5-3	W
Oct. 16	Chicago	7-1	W	Jan. 17	@ Pittsburgh	2-3	L
Oct. 18	@ St. Louis	5-3	W	Jan. 18	Minnesota	4-1	W
Oct. 19	Washington	5-4	W	Jan. 22	@ Boston	3-5	L
Oct. 22	NY Rangers	9-1	W	Jan. 23	@ Atlanta	3-3	T
Oct. 25	@ Detroit	5-3	W	Jan. 25	St. Louis	4-2	W
Oct. 26	California	3-2	W	Jan. 28	@ NY Rangers	3-3	T
Oct. 29	@ Toronto	2-3	L	Jan. 29	Philadelphia	1-1	T
Oct. 30	Vancouver	4-4	T	Feb. 1	@ California	9-5	W
Nov. 2	Pittsburgh	7-2	W	Feb. 3	@ Vancouver	1-2	L
Nov. 3	@ Montreal	2-3	L	Feb. 4	@ Los Angeles	4-3	W
Nov. 5	Boston	4-0	W	Feb. 7	@ Minnesota	4-3	W
Nov. 9	Montreal	5-1	W	Feb. 8	California	5-5	T
Nov. 12	Philadelphia	1-3	L	Feb. 11	Detroit	4-2	W
Nov. 15	@ Pittsburgh	5-2	W	Feb. 13	@ Atlanta	3-2	W
Nov. 16	California	4-1	W	Feb. 15	NY Islanders	1-3	L
Nov. 18	@ NY Islanders	3-1	W	Feb. 18	@ Chicago	4-4	T
Nov. 20	Detroit	7-2	W	Feb. 19	Atlanta	3-1	W
Nov. 23	Kansas City	6-2	W	Feb. 21	@ Toronto	4-6	L
Nov. 25	@ Vancouver	0-4	L	Feb. 22	Montreal	2-4	L
Nov. 28	@ California	4-2	W	Feb. 26	Toronto	5-2	W
Nov. 29	@ Los Angeles	3-8	L	Feb. 28	@ Kansas City	4-4	T
Dec. 3	@ Washington	4-4	T	Feb. 29	Los Angeles	5-1	W
Dec. 4	NY Rangers	6-6	T	Mar. 4	Chicago	6-3	W
Dec. 6	@ NY Islanders	4-2	W	Mar. 6	@ Montreal	2-3	L
Dec. 7	NY Islanders	0-3	L	Mar. 7	St. Louis	4-4	T
Dec. 10	@ NY Rangers	2-2	T	Mar. 10	@ Pittsburgh	7-6	W
Dec. 14	Atlanta	4-7	L	Mar. 11	@ Philadelphia	1-6	L
Dec. 17	@ Detroit	1-3	L	Mar. 14	@ Minnesota	8-2	W
Dec. 18	Minnesota	5-2	W	Mar. 16	@ Los Angeles	4-2	W
Dec. 20	@ Boston	3-5	L	Mar. 17	@ California	5-3	W
Dec. 21	Washington	14-2	W	Mar. 21	Kansas City	3-1	W
Dec. 23	@ Kansas City	5-1	W	Mar. 24	NY Rangers	7-3	W
Dec. 26	Boston	3-6	L	Mar. 26	@ Washington	4-1	W
Dec. 28	@ Chicago	2-2	T	Mar. 27	@ Toronto	4-2	W
Jan. 1	Los Angeles	6-9	L	Mar. 30	@ Boston	4-4	T
Jan. 5	@ Montreal	4-2	W	Apr. 1	Boston	7-2	W
Jan. 8	Vancouver	8-5	W	Apr. 3	@ Philadelphia	2-5	L
Jan. 11	Pittsburgh	6-0	W	Apr. 4	Toronto	5-2	W

1974-75 REGULAR-SEASON SCORING

NO.	PLAYER	GP	G	A	PTS	+/-	PIM	PP	SH	GW	GT	SHOTS	%
14	Rene Robert	74	40	60	100	6	75	14	0	3	3	264	15.2
11	Gilbert Perreault	68	39	57	96	1	36	12	0	8	2	245	15.9
7	Rick Martin	68	52	43	95	5	72	21	0	6	2	301	17.3
20	Don Luce	80	33	43	76	61	45	1	8	6	0	245	13.5
9	Rick Dudley	78	31	39	70	29	116	4	0	6	0	226	13.7
8	Jim Lorentz	72	25	45	70	17	18	6	0	6	0	140	17.9
10	Craig Ramsay	80	26	38	64	51	26	1	7	7	1	200	13.0
18	Danny Gare*	78	31	31	62	40	75	5	0	2	2	274	11.3
4	Jerry Korab	79	12	44	56	41	184	3	2	1	0	218	5.5
16	Peter McNab*	53	22	21	43	13	8	1	0	1	2	90	24.4
21	Brian Spencer	73	12	29	41	17	77	1	0	1	1	126	9.5
17	Fred Stanfield	32	12	21	33	9	4	6	0	2	1	77	15.6
22	Jocelyn Guevremont	66	7	25	32	32	32	4	0	0	1	160	4.4
24	Bill Hajt*	76	3	26	29	47	68	1	0	0	0	107	2.8
6	Jim Schoenfeld	68	1	19	20	35	184	0	0	0	0	148	0.7
23	Larry Carriere	80	1	11	12	112	111	0	0	0	0	84	1.2
9	Norm Gratton	25	3	6	9	2	2	1	0	0	0	16	18.8
5	Lee Fogolin*	50	2	2	4	0	59	2	0	0	0	14	14.3
29	Gary Bromley*	50	0	4	4	0	2	0	0	0	0	0	0.0
12	Larry Mickey	23	2	0	2	1	2	0	0	0	0	6	33.3
1	Roger Crozier	23	0	2	2	0	8	0	0	0	0	0	0.0
15	Gerry Meehan	3	0	1	1	-3	2	0	0	0	0	4	0.0
3	Mike Robitaille	3	0	1	1	2	0	0	0	0	0	4	0.0
3	Paul McIntosh*	6	0	1	1	2	5	0	0	0	0	1	0.0
15	Bryan McShaffrey	3	0	0	0	1	0	0	0	0	0	1	0.0
30	Rocky Farr*	7	0	0	0	0	0	0	0	0	0	0	0.0
30	Gerry Desjardins	9	0	0	0	0	0	0	0	0	0	0	0.0
19	Morris Titanic*	17	0	0	0	-4	0	0	0	0	0	6	0.0

NO.	GOALTENDER	GP	MIN	GAA	W	L	T	EN	SO	GA	SA	%
29	Gary Bromley*	50	2787	3.10	26	11	11	2	4	144	1133	.873
1	Roger Crozier	23	1260	2.62	17	2	1	0	3	55	573	.904
30	Gerry Desjardins	9	540	2.78	6	2	1	0	0	25	264	.905
30	Rocky Farr*	7	213	3.94	0	1	2	0	0	14	114	.877
	TEAM TOTALS	80	4800	3.00	49	16	15	2	7	240	2084	.885

*Rookie

1975-76 REGULAR-SEASON SCORING

NO.	PLAYER	GP	G	A	PTS	+/-	PIM	PP	SH	GW	GT	SHOTS	%
11	Gilbert Perreault	80	44	69	113	17	36	14	0	4	3	237	18.6
14	Rene Robert	72	35	52	87	17	53	11	0	4	2	273	12.8
7	Rick Martin	80	49	37	86	23	67	18	0	7	1	327	15.0
18	Danny Gare	79	50	23	73	32	129	8	1	0	4	303	16.5
10	Craig Ramsay	80	22	49	71	44	34	1	1	0	0	134	16.4
20	Don Luce	77	21	49	70	37	42	2	2	2	1	214	9.8
16	Peter McNab	79	24	32	56	18	16	3	0	3	0	125	19.2
22	Jocelyn Guevremont	80	12	40	52	47	57	6	0	3	0	229	5.2
17	Fred Stanfield	80	18	30	48	5	4	2	1	3	0	112	16.1
8	Jim Lorentz	75	17	24	41	3	18	2	1	4	0	116	14.7
4	Jerry Korab	65	13	28	41	18	85	3	0	1	1	146	8.9
21	Brian Spencer	77	13	26	39	14	70	0	0	1	1	84	15.5
9	Jacques Richard	73	12	23	35	4	31	3	0	5	0	104	11.5
24	Bill Hajt	80	6	21	27	39	48	0	0	0	0	117	5.1
6	Jim Schoenfeld	56	2	22	24	40	114	0	0	0	0	112	1.8
5	Lee Fogolin	58	0	9	9	15	64	0	0	0	0	61	0.0
12	Gary McAdam*	31	1	2	3	0	2	0	0	0	0	12	8.3
1	Roger Crozier	11	0	1	1	0	0	0	0	0	0	0	0.0
3	Paul McIntosh*	41	0	1	1	-5	61	0	0	0	0	9	0.0
30	Gerry Desjardins	55	0	1	1	0	2	0	0	0	0	0	0.0
29	Gary Bromley	1	0	0	0	0	0	0	0	0	0	0	0.0
25	Terry Martin*	1	0	0	0	0	0	0	0	0	0	0	0.0
19	Morris Titanic*	2	0	0	0	0	0	0	0	0	0	2	0.0
23	Ken Breitenbach*	7	0	0	0	4	6	0	0	0	0	0	0.0
31	Al Smith	14	0	0	0	0	0	0	0	0	0	0	0.0

NO.	GOALTENDER	GP	MIN	GAA	W	L	T	EN	SO	GA	SA	%
30	Gerry Desjardins	55	3280	2.94	29	15	11	1	2	161	1461	.890
31	Al Smith	14	840	3.07	9	3	2	1	0	43	360	.881
1	Roger Crozier	11	620	2.61	8	2	0	0	1	27	241	.888
29	Gary Bromley	1	60	7.00	0	1	0	0	0			

YEAR-BY-YEAR RESULTS RECORD BOOK



1976-77 48-24-8, 2ND PLACE ADAMS DIVISION

Oct. 9	@ Detroit	0-4	L	Jan. 9	Cleveland	7-4	W
Oct. 10	Montreal	3-1	W	Jan. 13	NY Rangers	7-5	W
Oct. 13	NY Islanders	3-4	L	Jan. 15	@ Pittsburgh	2-5	L
Oct. 16	@ Minnesota	2-1	W	Jan. 16	Colorado	3-0	W
Oct. 17	Atlanta	5-6	L	Jan. 19	Washington	2-4	L
Oct. 20	Vancouver	4-0	W	Jan. 22	@ Minnesota	3-4	L
Oct. 23	@ Philadelphia	2-3	L	Jan. 23	Cleveland	0-3	L
Oct. 24	Washington	2-1	W	Jan. 27	Atlanta	1-1	T
Oct. 27	Pittsburgh	4-4	T	Jan. 29	@ Montreal	3-3	T
Oct. 31	Boston	4-1	W	Feb. 1	@ NY Islanders	3-6	L
Nov. 1	@ Montreal	2-3	L	Feb. 3	@ Colorado	6-4	W
Nov. 5	@ Washington	3-2	W	Feb. 5	@ St. Louis	5-6	L
Nov. 7	Philadelphia	5-3	W	Feb. 9	@ NY Rangers	2-1	W
Nov. 10	St. Louis	5-0	W	Feb. 10	Boston	4-3	W
Nov. 13	@ NY Rangers	6-2	W	Feb. 13	Minnesota	6-2	W
Nov. 14	Minnesota	4-4	T	Feb. 14	Toronto*	7-2	W
Nov. 17	@ Vancouver	3-2	W	Feb. 16	Chicago	3-0	W
Nov. 20	@ Los Angeles	4-3	W	Feb. 19	@ Detroit	2-1	W
Nov. 24	Vancouver	4-4	T	Feb. 20	@ Philadelphia	2-4	L
Nov. 27	@ St. Louis	2-3	L	Feb. 23	@ Cleveland	5-3	W
Nov. 28	Detroit	3-1	W	Feb. 24	Philadelphia	2-0	W
Nov. 30	@ Boston	6-2	W	Feb. 26	@ Toronto	6-5	W
Dec. 4	@ NY Islanders	0-3	L	Feb. 27	Los Angeles	1-5	L
Dec. 5	Colorado	5-3	W	Mar. 2	Chicago	6-3	W
Dec. 8	@ Cleveland	5-1	W	Mar. 3	Los Angeles**	7-2	W
Dec. 9	Pittsburgh	1-2	L	Mar. 5	@ Boston	1-3	L
Dec. 11	@ Los Angeles	4-2	W	Mar. 6	Montreal	4-1	W
Dec. 14	@ Vancouver	6-3	W	Mar. 9	Detroit	6-3	W
Dec. 16	NY Rangers	7-2	W	Mar. 12	@ Pittsburgh	2-3	L
Dec. 18	@ NY Islanders	4-2	W	Mar. 13	Toronto	6-1	W
Dec. 19	Detroit	6-1	W	Mar. 16	@ Cleveland	6-2	W
Dec. 22	@ Chicago	4-2	W	Mar. 17	@ Boston	2-4	L
Dec. 23	Toronto	4-2	W	Mar. 20	@ Washington	6-2	W
Dec. 26	Washington	5-2	W	Mar. 22	@ Atlanta	6-3	W
Dec. 29	@ Atlanta	6-3	W	Mar. 23	Cleveland	4-2	W
Jan. 1	@ Pittsburgh	3-6	L	Mar. 25	@ Colorado	2-2	T
Jan. 2	NY Islanders	3-3	T	Mar. 26	@ Los Angeles	4-6	L
Jan. 5	@ Chicago	1-2	L	Mar. 30	Boston	3-4	L
Jan. 6	Montreal	2-9	L	Apr. 2	@ Toronto	1-1	T
Jan. 8	@ Toronto	4-2	W	Apr. 3	St. Louis	7-3	W

* - rescheduled from Feb. 7; ** - rescheduled from Jan. 30

1977-78 44-19-17, 2ND PLACE ADAMS DIVISION

Oct. 13	NY Islanders	3-2	W	Jan. 12	@ Cleveland*	3-6	L
Oct. 15	@ Toronto	5-2	W	Jan. 14	@ Detroit	2-6	L
Oct. 16	Chicago	0-2	L	Jan. 19	Cleveland	9-2	W
Oct. 19	@ Chicago	2-2	T	Jan. 21	@ St. Louis	3-1	W
Oct. 20	Colorado	7-5	W	Jan. 22	Vancouver	2-2	T
Oct. 23	Minnesota	4-1	W	Jan. 26	Minnesota	1-2	L
Oct. 29	@ NY Islanders	2-4	L	Jan. 28	@ Pittsburgh	3-3	T
Oct. 30	@ Montreal	4-0	W	Jan. 30	NY Islanders	3-2	W
Nov. 3	@ Boston	4-1	W	Feb. 1	@ Toronto	2-2	T
Nov. 5	@ St. Louis	3-1	W	Feb. 2	Boston	3-1	W
Nov. 6	St. Louis	7-4	W	Feb. 4	@ Minnesota	4-2	W
Nov. 9	@ NY Rangers	4-8	L	Feb. 5	Washington	4-1	W
Nov. 10	@ Philadelphia	3-2	W	Feb. 8	@ Cleveland	5-2	W
Nov. 13	Pittsburgh	3-3	T	Feb. 9	NY Rangers	2-0	W
Nov. 16	@ Atlanta	6-2	W	Feb. 13	Toronto	2-4	L
Nov. 17	Toronto	1-2	L	Feb. 16	Los Angeles	5-0	W
Nov. 19	@ Washington	7-6	W	Feb. 19	St. Louis	6-2	W
Nov. 20	Washington	5-2	W	Feb. 20	@ Montreal	2-4	L
Nov. 23	Boston	0-2	L	Feb. 23	Philadelphia	4-0	W
Nov. 24	@ Montreal	1-4	L	Feb. 25	@ Cleveland	13-3	W
Nov. 27	NY Rangers	3-2	W	Feb. 26	Pittsburgh	4-4	T
Nov. 30	@ Chicago	3-2	W	Mar. 1	@ Atlanta	4-3	W
Dec. 1	Montreal	3-1	W	Mar. 2	NY Islanders	6-3	W
Dec. 3	@ Pittsburgh	4-4	T	Mar. 4	@ Boston	3-7	L
Dec. 4	Detroit	6-1	W	Mar. 6	Montreal	2-1	W
Dec. 8	Cleveland	5-2	W	Mar. 9	Los Angeles	3-3	T
Dec. 10	@ Minnesota	4-2	W	Mar. 11	@ NY Islanders	2-4	L
Dec. 11	Vancouver	3-0	W	Mar. 12	Chicago	5-2	W
Dec. 13	@ Colorado	1-4	L	Mar. 16	Philadelphia	3-1	W
Dec. 15	@ Los Angeles	7-3	W	Mar. 18	@ Philadelphia	2-2	T
Dec. 17	@ Vancouver	5-5	T	Mar. 21	@ Los Angeles	6-2	W
Dec. 21	@ Detroit	5-3	W	Mar. 24	@ Vancouver	2-2	T
Dec. 22	Pittsburgh	3-3	T	Mar. 25	@ Colorado	4-3	W
Dec. 29	Detroit	3-3	T	Mar. 28	@ Detroit	0-7	L
Dec. 31	@ NY Rangers	2-2	T	Mar. 30	Cleveland	3-5	L
Jan. 1	Atlanta	2-2	T	Apr. 1	@ Toronto	2-3	L
Jan. 5	Colorado	5-3	W	Apr. 2	Atlanta	2-4	L
Jan. 7	@ Washington	4-4	T	Apr. 4	@ Washington	3-4	L
Jan. 8	Boston	5-3	W	Apr. 6	@ Boston	5-2	W
Jan. 11	Los Angeles	3-3	T	Apr. 9	Toronto	2-1	W

* - rescheduled from Jan. 4

1976-77 REGULAR-SEASON SCORING

NO.	PLAYER	GP	G	A	PTS	+/-	PIM	PP	SH	GW	GT	SHOTS	%
11	Gilbert Perreault	80	39	56	95	10	30	7	2	9	0	195	20.0
14	Rene Robert	80	33	40	73	27	46	5	0	4	1	250	13.2
20	Don Luce	80	26	43	69	38	16	6	1	6	1	206	12.6
7	Rick Martin	66	36	29	65	10	58	12	0	6	2	221	16.3
10	Craig Ramsay	80	20	41	61	37	20	2	3	2	1	145	13.8
12	Andre Savard	80	25	35	60	9	30	4	0	4	0	160	15.6
8	Jim Lorentz	79	23	33	56	3	8	7	0	3	0	156	14.7
4	Jerry Korab	77	14	33	47	22	120	4	0	1	1	185	7.6
22	Jocelyn Guevremont	80	9	29	38	26	46	2	0	2	0	210	4.3
6	Jim Schoenfeld	65	7	25	32	28	97	2	0	2	2	181	3.9
21	Brian Spencer	77	14	15	29	0	55	1	0	2	0	78	17.9
15	Gary McAdam	73	13	16	29	17	17	1	0	2	0	86	15.1
18	Danny Gare	35	11	15	26	7	73	3	0	0	0	92	12.0
24	Bill Hait	79	6	20	26	39	56	0	0	1	0	106	5.7
25	Terry Martin*	62	11	12	23	6	8	1	0	0	0	72	15.3
17	Fred Stanfield	79	9	14	23	-2	6	2	0	2	0	69	13.0
5	Lee Fogolin	71	3	15	18	9	100	1	0	2	0	76	3.9
27	Joe Kowal*	16	0	5	5	3	6	0	0	0	0	6	0.0
23	Ken Breitenbach*	31	0	5	5	-2	18	0	0	0	0	11	0.0
9	Jacques Richard	21	2	0	2	-3	16	0	0	0	0	20	10.0
29	Don Edwards*	25	0	1	1	0	2	0	0	0	0	0	0.0
26	Alex Tidey	2	0	0	0	-1	0	0	0	0	0	3	0.0
28	Bob Sauve*	4	0	0	0	0	0	0	0	0	0	0	0.0
16	Derek Smith*	5	0	0	0	-1	0	0	0	0	0	0	0.0
31	Al Smith	7	0	0	0	0	0	0	0	0	0	0	0.0
30	Gerry Desjardins	49	0	0	0	0	2	0	0	0	0	0	0.0
NO.	GOALTENDER	GP	MIN	GAA	W	L	T	EN	SO	GA	SA	SV%	
30	Gerry Desjardins	49	2871	2.63	31	12	6	1	3	126	1261	900	
29	Don Edwards*	25	1480	2.51	16	7	2	1	2	62	584	899	
28	Bob Sauve*	4	184	3.55	1	2	0	0	0	11	70	843	
31	Al Smith	7	265	4.30	0	3	0	0	0	19	114	830	
	TEAM TOTALS	80	4800	2.75	48	24	8	2	5	220	2029	.892	

*Rookie

1977-78 REGULAR-SEASON SCORING

NO.	PLAYER	GP	G	A	PTS	+/-	PIM	PP	SH	GW	GT	SHOTS	%
11	Gilbert Perreault	79	41	48	89	18	20	7	0	7	2	192	21.4
18	Danny Gare	69	39	38	77	32	95	9	0	2	6	265	14.7
14	Rene Robert	67	25	48	73	19	25	7	0	4	1	209	12.0
10	Craig Ramsay	80	28	43	71	33	18	2	5	3	2	159	17.6
7	Rick Martin	65	28	35	63	16	16	7	0	6	3	221	12.7
20	Don Luce	78	26	35	61	32	24	5	2	3	0	170	15.3
15	Gary McAdam	79	19	22	41	3	44	2	0	5	0	160	11.9
4	Jerry Korab	77	7	34	41	19	119	3	0	2	0	204	3.4
12	Andre Savard	80	19	20	39	1	40	2	0	0	0	127	15.0
16	Rick Seiling*	80	19	19	38	13	33	2	0	4	1	114	16.7
22	Jocelyn Guevremont	66	7	28	35	25	46	0	0	1	0	162	4.3
8	Jim Lorentz	70	9	15	24	-4	12	6	0	2	1	85	10.6
5	Lee Fogolin	76	0	23	23	7	98	0	0	0	0	77	0.0
24	Bill Hait	76	4	18	22	36	30	0	0	0	1	78	5.1
6	Jim Schoenfeld	60	2	20	22	24	89	0	0	0	0	114	1.8
17	Fred Stanfield	57	3	8	11	-8	2	0	0	0	0	38	7.9
21	Ron Schock	40	4	4	8	-5	0	0	0	2	0	19	21.1
19	Derek Smith*	36	3	3	6	-4	0	0	0	0	0	25	12.0
25	Terry Martin	21	3	2	5	-1	9	0	0	2	0	17	17.6
29	Richie Dunn*	25	0	3	3	-3	16	0	0	0	0	23	0.0
1	Don Edwards*	72	0	3	3	0	12	0	0	0	0	0	0.0
3	Bill Stewart*	13	2	0	2	1	15	0	0	1	0	12	16.7
28	Bob Sauve*	11	0	1	1	0	0	0	0	0	0	0	0.0
26	Alex Tidey	1	0	0	0	-1	0	0	0	0	0	2	0.0
32	Wayne Ramsey*	2	0	0	0	0	0	0	0	0	0	0	0.0
30	Gerry Desjardins	3	0	0	0	0	0	0	0	0	0	0	0.0
27	Joe Kowal*	6	0	0	0	0	7	0	0	0	0	3	0.0
23	Larry Carriere	9	0	0	0	-1	18	0	0	0	0	4	0.0
NO.	GOALTENDER	GP	MIN	GAA	W	L	T	EN	SO	GA	SA	SV%	
1	Don Edwards*	72	4209	2.64	38	16	17	3	5	185	1970	906	
28	Bob Sauve*	11	480	2.50	6	2	0	0	0	20	224	917	
30	Gerry Desjardins	3	111	3.78	0	1	0	0	0	7	25	781	
	<												

1978-79 36-28-16, 2ND PLACE ADAMS DIVISION

Oct. 12	NY Islanders	2-2	T
Oct. 14	@ Minnesota	5-2	W
Oct. 15	Detroit	2-3	L
Oct. 18	@ Toronto	0-2	L
Oct. 19	Toronto	1-0	W
Oct. 22	@ Vancouver	2-3	L
Oct. 26	@ Los Angeles	0-6	L
Oct. 28	@ St. Louis	7-7	T
Nov. 2	@ Philadelphia	3-3	T
Nov. 4	@ Minnesota	1-2	L
Nov. 5	Minnesota	2-1	W
Nov. 9	Pittsburgh	4-4	T
Nov. 11	@ Washington	2-0	W
Nov. 12	Boston	4-4	T
Nov. 15	@ Toronto	2-2	T
Nov. 16	St. Louis	6-2	W
Nov. 18	@ Detroit	3-1	W
Nov. 19	Minnesota	9-2	W
Nov. 22	Philadelphia	2-3	L
Nov. 23	@ Boston	2-5	L
Nov. 26	Colorado	4-1	W
Nov. 30	Boston	3-4	L
Dec. 2	@ Montreal	1-8	L
Dec. 3	Montreal	1-4	L
Dec. 7	Los Angeles	3-3	T
Dec. 9	@ Pittsburgh	4-4	T
Dec. 10	Toronto	5-3	W
Dec. 13	@ Chicago	6-2	W
Dec. 14	Chicago	3-2	W
Dec. 16	@ Minnesota	5-2	W
Dec. 17	Vancouver	6-3	W
Dec. 20	@ NY Rangers	3-6	L
Dec. 21	Atlanta	5-4	W
Dec. 23	@ Boston	4-6	L
Dec. 27	@ Colorado	5-2	W
Dec. 28	@ Vancouver	3-3	T
Dec. 31	Boston	3-7	L
Jan. 4	Chicago	3-3	T
Jan. 7	Detroit	4-3	W
Jan. 9	@ Atlanta	3-5	L
Jan. 11	Washington	6-2	W
Jan. 13	@ Montreal	2-5	L
Jan. 14	Pittsburgh	4-5	L
Jan. 18	@ Philadelphia	4-4	T
Jan. 20	@ Boston	2-1	W
Jan. 25	NY Rangers	4-5	L
Jan. 27	@ Detroit	6-3	W
Jan. 28	Minnesota	1-3	L
Jan. 31	Atlanta	2-5	L
Feb. 3	@ Minnesota	2-1	W
Feb. 4	St. Louis	3-1	W
Feb. 14	NY Islanders*	2-1	W
Feb. 15	NY Rangers	4-3	W
Feb. 17	@ Pittsburgh	3-6	L
Feb. 18	Montreal	2-5	L
Feb. 21	@ Chicago	2-3	L
Feb. 22	Chicago	2-4	L
Feb. 24	@ Washington	6-4	W
Feb. 26	Toronto	3-1	W
Mar. 1	Minnesota	5-5	T
Mar. 3	@ NY Rangers	2-2	T
Mar. 4	Philadelphia	1-6	L
Mar. 6	@ NY Islanders	3-2	W
Mar. 8	Los Angeles	6-4	W
Mar. 10	@ Atlanta	5-5	T
Mar. 11	Atlanta	9-4	W
Mar. 14	@ Toronto	4-1	W
Mar. 15	Vancouver	4-2	W
Mar. 17	@ Philadelphia	3-5	L
Mar. 18	Washington	3-3	T
Mar. 21	@ Colorado	3-2	W
Mar. 23	@ Vancouver	4-3	W
Mar. 24	@ Los Angeles	3-2	W
Mar. 26	@ St. Louis	4-2	W
Mar. 28	Boston	9-2	W
Mar. 31	@ NY Islanders	0-2	L
Apr. 1	Toronto	3-6	L
Apr. 5	@ Boston	9-3	W
Apr. 7	@ Toronto	2-6	L
Apr. 8	Colorado	5-5	T

* - rescheduled from Jan. 21

1979-80 47-17-16, 1ST PLACE ADAMS DIVISION

Oct. 11	Washington	6-3	W
Oct. 13	@ NY Islanders	5-2	W
Oct. 14	Minnesota	4-5	L
Oct. 17	Hartford	3-1	W
Oct. 20	@ St. Louis	2-3	L
Oct. 21	Vancouver	3-3	T
Oct. 24	Pittsburgh	7-3	W
Oct. 25	@ Detroit	0-4	L
Oct. 27	@ Quebec	3-0	W
Oct. 28	Colorado	4-2	W
Oct. 31	@ Chicago	0-0	T
Nov. 3	@ Toronto	4-3	W
Nov. 4	@ Philadelphia	1-3	L
Nov. 8	Chicago	3-3	T
Nov. 10	@ Washington	5-3	W
Nov. 11	Colorado	3-5	L
Nov. 15	Atlanta	5-1	W
Nov. 17	@ Minnesota	4-2	W
Nov. 18	Edmonton	9-7	W
Nov. 21	@ Hartford	3-5	L
Nov. 24	@ Washington	6-1	W
Nov. 25	Minnesota	6-2	W
Nov. 27	@ Boston	5-2	W
Nov. 29	NY Rangers	2-1	W
Dec. 2	Washington	2-0	W
Dec. 5	Atlanta	6-1	W
Dec. 7	@ Colorado	5-3	W
Dec. 10	Detroit	4-0	W
Dec. 13	Chicago	5-2	W
Dec. 15	@ Philadelphia	2-3	L
Dec. 16	Boston	1-5	L
Dec. 19	@ Winnipeg	3-2	W
Dec. 20	Los Angeles	5-3	W
Dec. 22	@ Hartford	4-2	W
Dec. 23	Quebec	1-3	L
Dec. 27	Toronto	5-3	W
Dec. 29	@ Montreal	3-6	L
Dec. 31	Winnipeg	6-2	W
Jan. 5	@ Pittsburgh	5-4	W
Jan. 6	Philadelphia	2-4	L
Jan. 9	NY Islanders	3-2	W
Jan. 11	@ Colorado	4-3	W
Jan. 13	@ Edmonton	5-6	L
Jan. 16	@ Los Angeles	4-2	W
Jan. 18	@ Vancouver	2-2	T
Jan. 20	Edmonton	4-4	T
Jan. 21	@ Atlanta	3-3	T
Jan. 24	@ Boston	3-4	L
Jan. 26	@ Montreal	7-2	W
Jan. 27	Los Angeles	9-1	W
Jan. 31	NY Rangers	6-2	W
Feb. 2	@ NY Islanders	2-3	L
Feb. 3	Vancouver	3-0	W
Feb. 7	Pittsburgh	9-0	W
Feb. 9	@ St. Louis	2-3	L
Feb. 11	St. Louis	4-2	W
Feb. 14	Boston	3-3	T
Feb. 16	@ Detroit	4-3	W
Feb. 17	Montreal	2-2	T
Feb. 19	@ Quebec	3-1	W
Feb. 20	Winnipeg	4-3	W
Feb. 24	@ Chicago	1-3	L
Feb. 27	Philadelphia	1-1	T
Feb. 29	@ Edmonton	4-2	W
Mar. 2	@ Minnesota	2-2	T
Mar. 5	@ NY Rangers	2-4	L
Mar. 6	Hartford	4-3	W
Mar. 9	St. Louis	9-4	W
Mar. 12	@ Winnipeg	3-3	T
Mar. 15	@ Los Angeles	2-2	T
Mar. 19	@ Vancouver	3-3	T
Mar. 22	@ Toronto	5-1	W
Mar. 23	NY Islanders	1-1	T
Mar. 25	@ NY Rangers	3-3	T
Mar. 27	Detroit	10-1	W
Mar. 30	Montreal	1-1	T
Apr. 1	@ Atlanta	5-2	W
Apr. 3	Quebec	8-3	W
Apr. 5	@ Pittsburgh	9-1	W
Apr. 6	Toronto	7-3	W

1978-79 REGULAR-SEASON SCORING

NO.	PLAYER	GP	G	A	PTS	+/-	PIM	PP	SH	GW	GT	SHOTS	%
11	Gilbert Perreault	79	27	58	85	12	20	6	0	4	0	172	15.7
18	Danny Gare	71	27	40	67	18	90	7	0	3	4	260	10.4
14	Rene Robert	68	22	40	62	-12	46	1	0	6	0	206	10.7
20	Don Lucie	79	26	35	61	20	14	6	2	7	2	149	17.4
10	Craig Ramsay	80	26	31	57	21	10	4	3	3	3	113	23.0
7	Rick Martin	73	32	21	53	-7	35	8	0	3	0	250	12.8
4	Jerry Korab	78	11	40	51	10	104	8	1	0	2	204	5.4
16	Ric Seiling	78	20	22	42	15	56	2	0	4	0	136	14.7
12	Andre Savard	65	18	22	40	2	20	2	2	1	0	97	18.6
19	Derek Smith	43	14	12	26	-5	8	1	0	0	2	85	16.5
9	Jacques Richard	61	10	15	25	8	26	0	0	1	1	85	11.8
6	Jim Schoenfeld	46	8	17	25	8	67	6	0	0	0	99	8.1
8	Tony McKegney*	52	8	14	22	-2	10	0	0	1	0	67	11.9
5	Lee Fogolin	74	3	19	22	-4	103	0	0	0	0	70	4.3
3	Bill Stewart*	68	1	17	18	0	101	0	0	0	0	87	1.1
25	Terry Martin	64	6	8	14	-17	33	1	0	0	0	38	15.8
15	Gary McAdam	40	6	5	11	-6	13	1	0	1	0	39	15.4
17	Rick Dudley	24	5	6	11	11	2	0	0	1	0	36	13.9
22	Jocelyn Guevremont	34	3	8	11	12	8	0	0	0	0	51	5.9
24	Bill Hajit	40	3	8	11	-4	20	0	1	1	0	53	5.7
23	Ken Breitenbach	30	1	8	9	5	25	0	0	0	0	41	2.4
21	Dave Schultz	28	2	3	5	-12	86	0	0	0	1	16	12.5
15	Mike Boland*	22	1	2	3	6	29	0	0	0	1	17	5.9
29	Richie Dunn*	24	0	3	3	-2	14	0	0	0	0	18	0.0
27	Larry Playfair*	26	0	3	3	1	60	0	0	0	0	12	0.0
1	Don Edwards	54	0	2	2	0	8	0	0	0	0	0	0.0
30	Randy Ireland*	2	0	0	0	0	0	0	0	0	0	0	0.0
28	Bob Sauve*	29	0	0	0	0	2	0	0	0	0	0	0.0
NO.	GOALTENDER	GP	MIN	GAA	W	L	T	EN	SO	GA	SA	%	
1	Don Edwards*	54	3160	3.02	26	18	9	1	2	159	1568	.899	
28	Bob Sauve*	29	1610	3.73	10	10	7	0	0	100	810	.877	
30	Randy Ireland*	2	30	6.00	0	0	0	0	0	3	17	.824	
	TEAM TOTALS	80	4800	3.29	36	28	16	1	2	263	2395	.890	

*Rookie

1979-80 REGULAR-SEASON SCORING

NO.	PLAYER	GP	G	A	PTS	+/-	PIM	PP	SH	GW	GT	SHOTS	%
11	Gilbert Perreault	80	40	66	106	32	57	10	0	5	1	180	22.2
18	Danny Gare	76	56	33	89	49	90	17	0	11	3	270	20.7
7	Rick Martin	80	45	34	79	18	54	8	0	3	1	257	17.5
19	Derek Smith	79	24	39	63	33	16	8	0	3	0	137	17.5
16	Ric Seiling	80	25	35	60	30	54	5	1	2	2	155	16.1
10	Craig Ramsay	80	21	39	60	15	18	5	0	4	1	103	20.4
8	Tony McKegney	80	23	29	52	40	24	1	0	6	1	140	16.4
5	John Van Boxmeer	80	11	40	51	40	55	4	0	1	2	198	5.5
20	Don Lucie	80	14	29	43	22	30	0	0	0	2	137	10.2
3	Richie Dunn	80	7	31	38	25	59	4	0	2	0	147	4.8
6	Jim Schoenfeld	77	9	27	36	60	72	4	0	1	2	114	7.9
9	Rick Dudley	66	11	22	33	11	58	0	0	2	0	109	10.1
22	Lindy Ruff*	63	5	14	19	-2	38	1	0	0	0	77	6.5
17	John Gould	52	9	9	18	9	11	0	0	2	0	72	12.5
24	Bill Hajit	75	4	12	16	36	24	0	1	0	0	63	6.3
12	Andre Savard	33	3	10	13	4	16	0	0	2	0	36	8.3
27	Larry Playfair	79	2	10	12	13	145	0	0	0	0	32	6.3
4	Jerry Korab	43	1	10	11	0	74	0	0	1	0	55	1.8
25	Bob Mongrain*	34	4	6	10	6	4	0	0	1	0	33	12.1
15	Rob McClanahan*	13	2	5	7	8	0	0	0	0	0	13	15.4
23	Mike Ramsey*	13	1	6	7	9	6	0	0	1	0	17	5.9
28	Bob Sauve	32	0	4	4	0	2	0	0	0	0	0	0.0
21	Dave Schultz	13	1	0	1	0	28	0	0	0	0	1	10.0
1	Don Edwards	49	0	1	1	0	8	0	0	0	0	0	0.0
NO.	GOALTENDER	GP	MIN	GAA	W	L	T	EN	SO	GA	SA	%	
1	Don Edwards	49	2020	2.57	27	9	12	1	2	125	1177	.893	
28</													

1982-83 38-29-13, 3RD PLACE ADAMS DIVISION

Oct. 6	Quebec	4-6	L	Jan. 7	Vancouver	5-5	T
Oct. 9	@ Quebec	4-6	L	Jan. 9	Los Angeles	7-2	W
Oct. 10	Harford	4-4	T	Jan. 12	Quebec	2-1	W
Oct. 14	@ Philadelphia	2-4	L	Jan. 14	Washington	3-2	W
Oct. 16	@ Washington	9-2	W	Jan. 15	@ Washington	4-2	W
Oct. 17	Edmonton	6-4	W	Jan. 20	@ Boston	0-4	L
Oct. 20	@ Chicago	0-4	L	Jan. 22	@ Montreal	1-4	L
Oct. 23	@ Detroit	2-6	L	Jan. 23	Winnipeg	5-2	W
Oct. 24	St. Louis	6-2	W	Jan. 26	Montreal	7-3	W
Oct. 26	@ Montreal	7-7	T	Jan. 28	Chicago	6-2	W
Oct. 30	@ Toronto	3-3	T	Jan. 29	@ Toronto	3-5	L
Oct. 31	Montreal	3-1	W	Feb. 2	Minnesota	2-2	T
Nov. 3	Boston	2-3	L	Feb. 5	@ Quebec	0-0	T
Nov. 6	@ Harford	5-2	W	Feb. 6	Boston	1-5	L
Nov. 7	Vancouver	3-1	W	Feb. 10	@ Los Angeles	2-7	L
Nov. 10	Philadelphia	7-2	W	Feb. 12	@ Calgary	2-4	L
Nov. 13	@ Boston	2-3	L	Feb. 14	@ St. Louis	4-6	L
Nov. 14	Pittsburgh	6-6	T	Feb. 16	Boston	3-1	W
Nov. 17	@ Winnipeg	7-2	W	Feb. 18	Calgary	5-1	W
Nov. 18	@ Minnesota	1-2	L	Feb. 20	Edmonton	4-5	L
Nov. 20	@ Los Angeles	5-2	W	Feb. 21	@ New Jersey	4-4	T
Nov. 24	@ Harford	4-2	W	Feb. 23	Philadelphia	4-2	W
Nov. 26	St. Louis	8-6	W	Feb. 25	Boston	7-6	W
Nov. 28	NY Rangers	7-3	W	Feb. 27	New Jersey	6-2	W
Dec. 1	Montreal	2-2	T	Mar. 1	@ Harford	6-5	W
Dec. 4	@ Quebec	2-3	L	Mar. 3	@ Boston	3-2	W
Dec. 5	Chicago	3-3	T	Mar. 4	Pittsburgh	10-2	W
Dec. 8	@ Pittsburgh	2-4	L	Mar. 6	Detroit	6-4	W
Dec. 11	@ Montreal	2-3	L	Mar. 8	@ Minnesota	1-5	L
Dec. 12	Harford	1-3	L	Mar. 9	@ Winnipeg	0-6	L
Dec. 14	@ NY Islanders	5-3	W	Mar. 12	@ Vancouver	3-8	L
Dec. 16	@ Boston	1-8	L	Mar. 13	@ Edmonton	2-6	L
Dec. 18	@ Quebec	5-4	W	Mar. 16	Calgary	5-3	W
Dec. 19	Quebec	3-1	W	Mar. 19	@ Montreal	6-4	W
Dec. 22	@ NY Rangers	3-1	W	Mar. 20	Montreal	4-7	L
Dec. 26	Detroit	2-2	T	Mar. 23	Harford	8-3	W
Dec. 31	NY Islanders	5-1	W	Mar. 27	Quebec	6-6	T
Jan. 2	Harford	8-4	W	Mar. 29	@ Harford	4-5	L
Jan. 4	@ NY Islanders	2-5	L	Mar. 31	@ New Jersey	8-5	W
Jan. 5	@ NY Rangers	3-3	T	Apr. 3	Toronto	3-4	L

1983-84 48-25-7, 2ND PLACE ADAMS DIVISION

Oct. 5	Harford	5-3	W	Jan. 7	@ Washington	4-2	W
Oct. 8	@ Quebec	2-9	L	Jan. 8	Montreal	4-3	W
Oct. 9	Washington	5-2	W	Jan. 11	Philadelphia	6-2	W
Oct. 12	@ Toronto	4-4	T	Jan. 13	Edmonton	3-1	W
Oct. 15	@ Boston	3-5	L	Jan. 14	@ Detroit	2-1	W
Oct. 16	NY Islanders	2-3	L	Jan. 17	@ Vancouver	5-1	W
Oct. 18	@ Pittsburgh	3-1	W	Jan. 18	@ Los Angeles	4-0	W
Oct. 22	@ Harford	5-2	W	Jan. 21	@ St. Louis	2-1	W
Oct. 23	Winnipeg	5-2	W	Jan. 23	@ Boston	5-3	W
Oct. 26	@ Detroit	5-6	L*	Jan. 25	Washington	2-2	T
Oct. 28	Los Angeles	3-3	T	Jan. 27	Detroit	2-2	T
Oct. 30	Montreal	5-4	W	Jan. 29	Pittsburgh	7-3	W
Nov. 2	NY Rangers	3-3	T	Feb. 2	@ Boston	3-5	L
Nov. 5	@ NY Islanders	0-4	L	Feb. 3	Minnesota	1-4	L
Nov. 6	Quebec	1-7	L	Feb. 5	Quebec	1-2	L
Nov. 9	Boston	3-1	W	Feb. 8	@ Pittsburgh	6-5	W*
Nov. 11	Toronto	3-1	W	Feb. 9	New Jersey	8-5	W
Nov. 13	Calgary	11-2	W	Feb. 11	@ Montreal	4-3	W
Nov. 16	@ Winnipeg	6-5	W*	Feb. 15	Boston	7-4	W
Nov. 18	@ Edmonton	0-7	L	Feb. 17	Minnesota	5-4	W*
Nov. 19	@ Calgary	5-2	W	Feb. 19	Harford	5-2	W
Nov. 23	@ NY Rangers	6-4	W	Feb. 21	@ Philadelphia	5-4	W*
Nov. 25	Chicago	5-2	W	Feb. 23	@ Harford	2-3	L
Nov. 26	@ Quebec	2-3	L	Feb. 25	@ Minnesota	1-5	L
Nov. 29	@ Montreal	5-2	W	Feb. 27	Boston	1-3	L
Dec. 2	St. Louis	7-6	W	Feb. 29	@ Chicago	3-4	L
Dec. 4	Montreal	6-2	W	Mar. 3	@ Quebec	2-4	L
Dec. 6	@ St. Louis	2-8	L	Mar. 4	Quebec	1-1	T
Dec. 7	@ Chicago	2-4	L	Mar. 6	@ Montreal	8-3	W
Dec. 10	@ Boston	4-2	W	Mar. 9	Los Angeles	7-3	W
Dec. 11	@ Philadelphia	6-5	W	Mar. 11	Harford	4-3	W*
Dec. 14	New Jersey	3-3	T	Mar. 14	@ Calgary	4-2	W
Dec. 17	@ Harford	4-1	W	Mar. 17	@ Vancouver	5-2	W
Dec. 18	Vancouver	3-2	W	Mar. 18	@ Edmonton	3-4	L
Dec. 21	Harford	3-6	L	Mar. 21	Montreal	4-2	W
Dec. 26	Boston	1-2	L	Mar. 24	@ New Jersey	6-0	W
Dec. 27	@ Montreal	7-4	W	Mar. 25	NY Islanders	3-5	L
Dec. 29	Quebec	8-5	W	Mar. 27	@ Harford	1-4	L
Dec. 31	NY Rangers	2-3	L	Mar. 31	@ Quebec	1-4	L
Jan. 4	Winnipeg	9-4	W	Apr. 1	Toronto	4-2	W

* - overtime decision

1982-83 REGULAR-SEASON SCORING

NO.	PLAYER	GP	G	A	PTS	+/-	PIM	PP	SH	GW	GT	SHOTS	%
11	Gilbert Perreault	77	30	46	76	-10	34	8	2	5	0	192	15.6
8	Tony McKegney	78	36	37	73	2	18	10	0	2	1	180	20.0
6	Phil Housley*	77	19	47	66	-4	39	11	0	2	2	183	10.4
7	Dale McCourt	62	20	32	52	-12	10	3	1	3	1	117	17.1
17	Mike Foligno	66	22	25	47	9	135	4	0	4	2	130	16.9
9	Gilles Hamel	66	22	20	42	4	26	2	0	1	1	120	18.3
16	Ric Seiling	75	19	22	41	2	41	6	0	2	0	127	15.0
12	Andre Savard	68	16	25	41	11	28	3	2	2	0	122	13.1
5	Mike Ramsey	77	8	30	38	20	55	1	1	1	0	116	6.9
29	Dave Andreychuk*	43	14	23	37	6	16	3	0	1	0	66	21.2
3	Hannu Virta*	74	13	24	37	7	18	2	2	1	0	169	7.7
20	Brent Peterson	75	13	24	37	10	38	1	1	0	1	98	13.3
22	Lindy Ruff	60	12	17	29	15	130	2	0	1	1	110	10.9
10	Craig Ramsay	64	11	18	29	14	7	0	3	1	2	87	12.6
18	Paul Cyr*	36	15	12	27	-6	59	5	0	2	1	65	23.1
4	John Van Boxmeer	65	6	21	27	7	53	1	0	1	0	144	4.2
19	Sean McKenna*	46	10	14	24	-4	4	1	0	1	0	69	14.5
26	Steve Patrick	56	9	13	22	4	26	0	0	1	0	63	14.3
25	Mal Davis*	24	8	12	20	-6	0	3	0	3	0	32	25.0
14	Mike Moller	49	6	12	18	2	14	1	0	3	0	43	14.0
27	Larry Playfair	79	4	13	17	5	180	0	0	0	0	75	5.3
24	Bill Hajt	72	3	12	15	6	26	0	0	1	0	52	5.8
31	Dave Fenyyes*	24	0	8	8	-10	14	0	0	0	0	20	0.0
21	J.F. Sauve	9	0	4	4	0	9	0	0	0	0	15	0.0
15	Geordie Robertson*	5	1	2	3	-1	7	0	0	0	0	10	10.0
32	Gary McAdam	4	1	0	1	-4	0	0	0	0	0	3	33.3
28	Bob Sauve	54	0	1	1	0	8	0	0	0	0	0	0.0
23	Kai Suikkanen*	1	0	0	0	1	0	0	0	0	0	1	0.0
23	Ron Fischer*	3	0	0	0	0	0	0	0	0	0	1	0.0
25	Jere Gillis	3	0	0	0	-6	0	0	0	0	0	3	0.0
33	Phil Myre	5	0	0	0	0	2	0	0	0	0	0	0.0
1	Jacques Cloutier*	25	0	0	0	0	0	0	0	0	0	0	0.0
NO. GOALTENDER		GP	MIN	GAA	W	L	T	EN	SO	GA	SA	SV%	
28	Bob Sauve	54	3110	3.45	25	20	7	3	1	179	1393	.871	
1	Jacques Cloutier*	25	1390	3.50	10	7	6	0	0	81	572	.858	
33	Phil Myre	5	300	4.20	3	2	0	1	0	21	152	.861	
TEAM TOTALS		80	4800	3.56	38	29	13	4	1	285	2117	.865	

*Rookie

1983-84 REGULAR-SEASON SCORING

NO.	PLAYER	GP	G	A	PTS	+/-	PIM	PP	SH	GW	GT	SHOTS	%
11	Gilbert Perreault	73	31	59	90	19	32	8	2	7	1	165	18.8
25	Dave Andreychuk	78	38	42	80	20	42	10	0	7	1	178	21.3
6	Phil Housley	75	31	46	77	4	33	13	2	6	1	234	13.2
17	Mike Foligno	70	32	31	63	32	151	6	0	5	0	183	17.5
8	Real Cloutier	77	24	36	60	-1	25	9	0	6	0	169	14.2
22	Lindy Ruff	58	14	31	45	15	101	3	0	4	0	126	11.1
9	Gilles Hamel	75	21	23	44	4	37	4	2	1	0	135	15.6
18	Paul Cyr	71	16	27	43	-3	52	5	0	1	1	142	11.3
3	Hannu Virta	70	6	30	36	14	12	4	0	0	0	98	6.1
16	Ric Seiling	78	13	22	35	10	42	0	3	0	0	135	9.6
5	Mike Ramsey	72	9	22	31	26	82	1	0	4	0	134	6.7
12	Sean McKenna	78	20	10	30	0	45	0	0	2	0	107	18.7
24	Bill Hajt	79	3	24	27	26	32	0	1	0	0	53	5.7
10	Craig Ramsay	76	9	17	26	3	17	0	0	0	0	97	9.3
20	Brent Peterson	70	9	12	21	3	52	0	0	0	0	81	11.1
19	Jim Wiemer*	64	5	15	20	1	48	0	1	0	1	91	5.5
7	John Tucker*	21	12	4	16	2	4	5	0	2	0	40	30.0
14	Mike Moller	59	5	11	16	2	27	0	0	1	0	43	11.6
27	Larry Playfair	76	5	11	16	4	209	0	0	0	2	67	7.5
44	Jerry Korab	48	2	9	11	4	82	1	0	1	0	41	4.9
21	Claude Verret*	11	2	5	7	-3	2	1	0	0	0	14	14.3
26	Steve Patrick	11	1	4	5	-2	6	0	0	0	0	11	9.1
15	Adam Creighton*	7	2	2	4	0	4	0	0	1	0	8	25.0
7	Dale McCourt	5	1	3	4	-2	0	0	0	0	0	5	20.0
4	Mark Renaud	10	1	3	4	1	6	0	0	0	0	11	9.1
31	Dave Fenyyes*	10	0	4	4	7	9	0	0	0	0	4	0.0
26	Mal Davis	11	2	1									

1984-85 38-28-14, 3RD PLACE ADAMS DIVISION

Oct. 11	Montreal	4-3	W	Jan. 10	@ Boston	3-0	W
Oct. 13	@ Toronto	3-4	L*	Jan. 12	@ Montreal	1-1	T
Oct. 14	Detroit	6-4	W	Jan. 13	Edmonton	4-5	L
Oct. 17	@ Quebec	1-4	L	Jan. 16	@ NY Rangers	2-2	T
Oct. 19	Quebec	5-4	W	Jan. 18	Chicago	4-3	W
Oct. 21	Minnesota	8-6	W	Jan. 19	@ Hartford	2-0	W
Oct. 25	@ Montreal	2-3	L	Jan. 24	@ Boston	2-5	L
Oct. 26	@ Detroit	3-7	L	Jan. 25	@ Quebec	2-4	L
Oct. 28	Calgary	6-2	W	Jan. 27	Quebec	3-2	W
Oct. 31	Philadelphia	3-3	T	Jan. 30	Boston	6-2	W
Nov. 2	Hartford	8-1	W	Feb. 2	@ Philadelphia	6-3	W
Nov. 3	@ Hartford	4-4	T	Feb. 3	Calgary	6-1	W
Nov. 7	@ Minnesota	9-6	W	Feb. 6	@ Minnesota	3-1	W
Nov. 9	@ Los Angeles	2-3	L	Feb. 9	@ Calgary	6-1	W
Nov. 11	@ Winnipeg	2-3	L	Feb. 15	Montreal	3-4	L*
Nov. 14	Boston	4-2	W	Feb. 16	@ Montreal	4-3	W
Nov. 16	Washington	3-2	W	Feb. 18	Edmonton	4-6	L
Nov. 17	@ Washington	2-3	L	Feb. 22	St. Louis	1-4	L
Nov. 21	@ NY Rangers	2-3	L	Feb. 24	Los Angeles	2-4	L
Nov. 23	Philadelphia	2-4	L	Feb. 26	@ New Jersey	4-3	W
Nov. 24	@ NY Islanders	3-6	L	Feb. 27	@ St. Louis	1-3	L
Nov. 27	@ Pittsburgh	2-2	T	Mar. 2	@ Washington	4-0	W
Nov. 30	Montreal	2-2	T	Mar. 3	NY Islanders	2-3	L
Dec. 1	@ Montreal	2-3	L	Mar. 5	Hartford	6-3	W
Dec. 5	Boston	3-3	T	Mar. 8	Chicago	7-2	W
Dec. 8	@ Boston	3-1	W	Mar. 10	@ Los Angeles	4-4	T
Dec. 9	Quebec	4-4	T	Mar. 13	@ Vancouver	4-6	L
Dec. 12	@ Hartford	2-2	T	Mar. 15	@ Edmonton	4-4	T
Dec. 14	Detroit	4-4	T	Mar. 17	@ Winnipeg	3-5	L
Dec. 16	Vancouver	2-2	T	Mar. 20	Vancouver	4-5	L
Dec. 19	@ Chicago	6-3	W	Mar. 22	Pittsburgh	3-1	W
Dec. 22	@ Quebec	1-3	L	Mar. 24	Boston	3-4	L*
Dec. 23	St. Louis	3-2	W	Mar. 26	@ Quebec	3-4	L
Dec. 26	Toronto	6-0	W	Mar. 27	NY Rangers**	3-2	W
Dec. 28	Winnipeg	4-0	W	Mar. 30	@ Hartford	2-1	W
Dec. 29	@ New Jersey	2-1	W	Mar. 31	Quebec	3-1	W
Dec. 31	New Jersey	6-4	W	Apr. 2	Hartford	2-1	W
Jan. 4	Pittsburgh	7-2	W	Apr. 4	@ Boston	3-5	L
Jan. 5	@ NY Islanders	7-3	W	Apr. 6	@ Toronto	5-2	W
Jan. 8	Hartford	4-4	T	Apr. 7	Montreal	4-5	L

* - overtime decision ** - rescheduled from Jan. 22

1985-86 37-37-6, 5TH PLACE ADAMS DIVISION

Oct. 10	Hartford	4-5	L	Jan. 10	Toronto	9-7	W
Oct. 12	@ Minnesota	6-2	W	Jan. 11	@ Pittsburgh	3-3	T
Oct. 14	Detroit	6-1	W	Jan. 15	@ Chicago	2-4	L
Oct. 16	@ Montreal	6-0	W	Jan. 17	Montreal	5-4	W*
Oct. 18	Washington	1-4	L	Jan. 19	@ New Jersey	6-3	W
Oct. 19	@ Washington	2-2	T	Jan. 22	Winnipeg	6-3	W
Oct. 23	Montreal	4-5	L	Jan. 24	Chicago	3-5	L
Oct. 25	Vancouver	5-4	W	Jan. 25	@ Quebec	3-4	L
Oct. 27	Minnesota	3-2	W	Jan. 27	@ Montreal	1-4	L
Oct. 30	@ Calgary	2-4	L	Jan. 29	@ Winnipeg	3-5	L
Nov. 1	@ Edmonton	2-0	W	Jan. 31	NY Rangers	5-3	W
Nov. 2	@ Vancouver	2-6	L	Feb. 2	Quebec	5-3	W
Nov. 6	Winnipeg	7-3	W	Feb. 6	@ Boston	8-6	W
Nov. 8	St. Louis	5-4	W	Feb. 8	@ Hartford	4-2	W
Nov. 10	Calgary	5-1	W	Feb. 9	Edmonton	4-2	W
Nov. 13	Boston	6-4	W	Feb. 12	Philadelphia	0-4	L
Nov. 16	@ Quebec	1-3	L	Feb. 14	@ Calgary	3-3	T
Nov. 17	Toronto	3-5	L	Feb. 16	@ Edmonton	5-7	L
Nov. 19	@ Hartford	2-0	W	Feb. 19	Hartford	4-6	L
Nov. 22	Quebec	7-5	W	Feb. 21	NY Islanders	5-1	W
Nov. 25	Minnesota	3-4	L	Feb. 23	Washington	4-1	W
Nov. 27	@ Detroit	1-4	L	Feb. 26	@ Pittsburgh	2-5	L
Nov. 29	Montreal	2-5	L	Feb. 28	Quebec	2-6	L
Nov. 30	@ Toronto	2-3	L*	Mar. 1	@ Quebec	8-4	W
Dec. 4	@ St. Louis	6-3	W	Mar. 4	@ Philadelphia	6-4	W
Dec. 6	Pittsburgh	1-3	L	Mar. 5	@ Hartford	1-5	L
Dec. 8	@ Boston	3-3	T	Mar. 7	Hartford	2-6	L
Dec. 10	@ Quebec	3-7	L	Mar. 9	New Jersey	4-3	W
Dec. 13	Hartford	4-6	L	Mar. 11	@ St. Louis	2-3	L*
Dec. 15	Quebec	6-2	W	Mar. 12	@ Chicago	7-6	W
Dec. 17	@ NY Islanders	3-7	L	Mar. 15	@ Los Angeles	3-5	L
Dec. 18	@ NY Rangers	5-4	W	Mar. 19	@ Vancouver	4-3	W
Dec. 21	@ Montreal	1-3	L	Mar. 21	New Jersey	3-6	L
Dec. 22	Boston	5-3	W	Mar. 23	Los Angeles	6-1	W
Dec. 26	NY Rangers	6-1	W	Mar. 27	@ Philadelphia	1-0	W
Dec. 29	NY Islanders	4-3	W	Mar. 29	@ Boston	1-2	L
Dec. 31	Boston	6-6	T	Mar. 30	Boston	3-5	L
Jan. 2	@ Detroit	2-2	T	Apr. 1	@ Hartford	3-5	L
Jan. 4	@ Boston	0-4	L	Apr. 4	Montreal	4-2	W
Jan. 5	Los Angeles	2-3	L	Apr. 5	@ Montreal	2-4	L

* - overtime decision

1984-85 REGULAR-SEASON SCORING

NO.	PLAYER	GP	G	A	PTS	+/-	PIM	PP	SH	GW	GT	SHOTS	%
11	Gilbert Perreault	78	30	53	83	5	42	10	1	1	0	167	18.0
6	Phil Housley	73	16	53	69	13	28	3	0	4	0	187	8.6
25	Dave Andreychuk	64	31	30	61	-2	54	14	0	2	1	153	20.3
17	Mike Foligno	77	27	29	56	14	154	6	0	6	2	167	16.2
7	John Tucker*	64	22	27	49	6	21	11	0	3	0	111	19.8
9	Gilles Hamel	80	18	30	48	-1	36	5	3	4	2	158	11.4
18	Paul Cyr	71	22	24	46	-5	63	5	0	1	2	168	13.1
12	Sean McKenna	65	20	16	36	-6	41	2	0	0	0	108	18.5
20	Brent Peterson	74	12	22	34	16	47	2	1	2	0	104	11.5
10	Craig Ramsay	79	12	21	33	17	16	0	0	1	0	70	17.1
16	Ric Seiling	73	16	15	31	28	86	2	3	3	0	118	13.6
5	Mike Ramsey	79	8	22	30	29	102	3	0	2	0	159	5.0
29	Mal Davis	47	17	9	26	-2	26	5	0	5	0	62	27.4
22	Lindy Ruff	39	13	11	24	-3	45	2	0	2	0	71	18.3
3	Hannu Virta	51	1	23	24	-1	16	0	0	0	0	57	1.8
26	Dave Maloney	52	1	21	22	17	41	0	0	0	0	36	2.8
24	Bill Hajt	57	5	13	18	32	14	1	0	1	0	53	9.4
27	Larry Playfair	72	3	14	17	-2	157	0	0	1	0	63	4.8
15	Adam Creighton*	30	2	8	10	-7	33	1	0	0	0	20	10.0
23	Gates Orlando*	11	3	6	9	3	6	1	0	0	0	22	13.6
31	Dave Fenyves	60	1	8	9	1	27	0	0	0	0	50	2.0
4	Jerry Korab	25	1	6	7	-8	29	0	0	1	0	30	3.3
32	Norm Lacombe*	30	2	4	6	-3	25	0	0	0	0	30	6.7
4	Timo Jutila*	10	1	5	6	-5	13	1	0	0	0	28	3.6
30	Tom Barrasso	54	0	6	6	0	41	0	0	0	0	0	0.0
19	Jim Wiemer	10	3	2	5	-5	4	2	0	0	0	22	13.6
26	Steve Patrick	14	2	2	4	-3	4	0	0	0	0	12	16.7
13	Jim Schoenfeld	34	0	3	3	-1	28	0	0	0	0	38	0.0
8	Bob Mongrain	8	1	1	2	1	0	0	0	0	0	10	10.0
14	Mike Moller	5	0	2	2	0	0	0	0	0	0	5	0.0
1	Jacques Cloutier	1	0	1	1	0	0	0	0	0	0	1	0.0
28	Bob Sauve	27	0	1	1	0	4	0	0	0	0	0	0.0
21	Claude Verret*	3	0	0	0	-2	0	0	0	0	0	5	0.0
8	Real Cloutier	4	0	0	0	-2	0	0	0	0	0	6	0.0
NO.	GOALTENDER	GP	MIN	GAA	W	L	T	EN	SO	GA	SA	SV%	
30	Tom Barrasso	54	3248	2.66	25	18	10	4	5	144	1274	.887	
28	Bob Sauve	27	1564	3.22	13	10	3	1	0	84	581	.855	
1	Jacques Cloutier	1	65	3.69	0	0	1	0	0	4	37	.892	
	TEAM TOTALS	80	4877	2.92	38	28	14	5	5	237	1892	.875	

*Rookie

1985-86 REGULAR-SEASON SCORING

NO.	PLAYER	GP	G	A	PTS	+/-	PIM	PP	SH	GW	GT	SHOTS	%
25	Dave Andreychuk	80	36	51	87	3	61	12	0	3	0	225	16.0
17	Mike Foligno	79	41	39	80	25	168	7	1	4	0	223	18.4
7	John Tucker	75	31	34	65	0	39	8	0	3	0	146	21.2
6	Phil Housley	79	15	47	62	-9	54	7	0	2	0	180	8.3
11	Gilbert Perreault	72	21	39	60	-10	28	5	1	3	0	164	12.8
18	Paul Cyr	71	20	31	51	4	120	4	1	2	0	151	13.2
9	Gilles Hamel	77	19	25	44	-27	61	4	3	4	0	158	12.0
22	Lindy Ruff	54	20	12	32	8	158	5	1	4	0	131	15.3
5	Mike Ramsey	76	7	21	28	1	117	1	0	1	1	154	4.5
3	Hannu Virta	47	5	23	28	2	16	1	0	0	0	81	6.2
23	Gates Orlando*	61	13	12	25	-7	29	1	2	1	0	70	18.6
16	Ric Seiling	69	12	13	25	-5	74	0	0	1	0	85	14.1
4	Steve Dykstra*	65	4	21	25	1	108	1	1	0	0	70	5.7
15	Doug Smith	30	10	11	21	2	73	3	1	3	0	72	13.9
12	Sean McKenna	45	6	12	18	-8	28	1	0	2	0	83	7.2
24	Bill Hajt	58	1	16	17	25	15	0	0	0	0	42	2.4
32	Norm Lacombe	25	6	7	13	9	13	3	0	2	0	38	15.8
26	Pat Hughes	50	4	9	13	-6	25	0	0	0	0	51	7.8
14	Mikael Andersson*	33	1	9	10	0	4	0	0	0	0	13	7.7
19	Bob Halkidis*	37	1	9	10	-3	115	0	0	0	0	19	5.3
21	Richie Dunn	29	4	5	9	-5	25	4	0	0	0	55	7.3
20	Don Lever	29	7	1	8	-5	6	0	1	1	0	31	22.6
8	Dave Fenyves	47	0	7	7	12	37	0	0	0	0	31	0.0
12	Jody Gage	7	3	2	5	-3	0	3	0	0	0	18	16.7
26	Phil Russell	12	2	3	5	-8	12	0	0	0</			

YEAR-BY-YEAR RESULTS RECORD BOOK



1986-87 28-44-8, 5TH PLACE ADAMS DIVISION

Oct. 9	@ Winnipeg	2-3	L	Jan. 8	@ Minnesota	4-5	L*
Oct. 11	@ Toronto	5-5	T	Jan. 10	@ Los Angeles	8-5	W
Oct. 12	Calgary	2-4	L	Jan. 14	Montreal	3-3	T
Oct. 15	Montreal	0-0	T	Jan. 17	@ Montreal	2-4	L
Oct. 17	Pittsburgh	3-7	L	Jan. 18	Edmonton	6-5	W*
Oct. 18	@ Washington	4-2	W	Jan. 20	@ Minnesota	0-5	L
Oct. 22	@ Pittsburgh	4-5	L*	Jan. 23	Washington	2-3	L
Oct. 24	Hartford	4-5	L	Jan. 24	@ Washington	6-3	W
Oct. 25	@ Hartford	2-3	L	Jan. 26	@ Boston	2-6	L
Oct. 29	@ Montreal	2-5	L	Jan. 28	Philadelphia	4-7	L
Nov. 1	@ New Jersey	3-1	W	Jan. 30	Quebec	3-1	W
Nov. 2	@ Boston	7-1	W	Feb. 1	Detroit	6-1	W
Nov. 5	Boston	8-3	W	Feb. 4	@ Hartford	3-1	W
Nov. 7	Vancouver	6-7	L	Feb. 7	@ Quebec	2-5	L
Nov. 9	NY Islanders	3-4	L	Feb. 8	Chicago	7-4	W
Nov. 12	@ NY Rangers	1-2	L*	Feb. 14	@ NY Islanders	5-1	W
Nov. 15	@ Montreal	2-4	L	Feb. 18	Boston	4-3	W
Nov. 19	Boston	4-4	T	Feb. 20	@ NY Rangers	6-3	W
Nov. 21	Quebec	1-6	L	Feb. 22	Hartford	5-3	W
Nov. 22	@ Quebec	1-3	L	Feb. 24	NY Rangers	3-6	L
Nov. 26	@ Hartford	0-3	L	Feb. 26	St. Louis	4-3	W
Nov. 28	Boston	4-3	W	Feb. 28	@ Boston	1-5	L
Nov. 29	@ Boston	2-6	L	Mar. 1	Vancouver	2-4	L
Dec. 2	Minnesota	4-5	L	Mar. 3	Philadelphia	2-4	L
Dec. 5	St. Louis	5-6	L	Mar. 5	New Jersey	6-4	W
Dec. 6	@ New Jersey	3-4	L	Mar. 7	@ Quebec	5-5	T
Dec. 9	@ Detroit	5-5	T	Mar. 8	Quebec	5-1	W
Dec. 10	@ Chicago	3-6	L	Mar. 11	@ Los Angeles	3-2	W
Dec. 13	@ Quebec	0-7	L	Mar. 13	@ Vancouver	4-6	L
Dec. 14	Hartford	4-3	W	Mar. 14	@ Edmonton	3-5	L
Dec. 17	@ Hartford	3-4	L	Mar. 17	@ Calgary	2-6	L
Dec. 19	Montreal	3-2	W	Mar. 20	Montreal	2-3	L
Dec. 20	@ Toronto	4-5	L*	Mar. 22	Detroit	3-2	W
Dec. 23	Philadelphia	2-1	W	Mar. 24	Toronto	5-6	L
Dec. 26	Pittsburgh	3-3	T	Mar. 26	Los Angeles	3-5	L
Dec. 28	Calgary	1-4	L	Mar. 28	@ Montreal	3-6	L
Dec. 31	Chicago	5-2	W	Mar. 29	Edmonton	2-3	L
Jan. 2	Winnipeg	3-6	L	Apr. 2	@ St. Louis	3-5	L
Jan. 4	Quebec	7-2	W	Apr. 4	@ NY Islanders	6-6	T
Jan. 7	@ Winnipeg	4-2	W	Apr. 5	Hartford	6-0	W

* - overtime decision

1987-88 37-32-11, 3RD PLACE ADAMS DIVISION

Oct. 8	Minnesota	2-2	T	Jan. 8	Hartford	3-1	W
Oct. 10	@ Montreal	3-6	L	Jan. 10	NY Rangers	4-3	W
Oct. 11	Washington	6-5	W	Jan. 12	@ St. Louis	4-2	W
Oct. 13	@ Pittsburgh	3-8	L	Jan. 14	@ Philadelphia	1-3	L
Oct. 16	Quebec	2-2	T	Jan. 16	@ Boston	1-5	L
Oct. 17	@ Quebec	6-3	W	Jan. 17	NY Islanders	5-2	W
Oct. 21	Hartford	3-5	L	Jan. 20	Boston	5-3	W
Oct. 23	Montreal	5-3	W	Jan. 22	New Jersey	7-3	W
Oct. 24	@ Pittsburgh	3-5	L	Jan. 23	@ Washington	3-3	T
Oct. 28	@ Hartford	2-2	T	Jan. 25	@ New Jersey	5-2	W
Oct. 30	Los Angeles	5-1	W	Jan. 27	Montreal	1-4	L
Nov. 1	Chicago	5-3	W	Jan. 29	NY Islanders	2-5	L
Nov. 4	@ Los Angeles	5-4	W	Jan. 31	Winnipeg	4-4	T
Nov. 7	@ Edmonton	0-5	L	Feb. 2	@ Quebec	6-3	W
Nov. 8	@ Calgary	6-3	W	Feb. 5	Toronto	5-2	W
Nov. 11	@ Vancouver	4-4	T	Feb. 6	@ NY Islanders	4-6	L
Nov. 13	Minnesota	4-5	L	Feb. 12	@ Winnipeg	5-7	L
Nov. 15	Toronto	5-4	W	Feb. 14	@ Chicago	3-4	L*
Nov. 18	@ Hartford	1-9	L	Feb. 16	@ St. Louis	3-0	W
Nov. 20	Washington	5-3	W	Feb. 19	Philadelphia	4-5	L
Nov. 22	Los Angeles	5-8	L	Feb. 21	Quebec	5-6	L
Nov. 25	@ Philadelphia	2-5	L	Feb. 25	St. Louis	5-2	W
Nov. 27	Hartford	2-4	L	Feb. 27	@ Hartford	4-3	W
Nov. 29	Edmonton	2-5	L	Feb. 28	Winnipeg	5-3	W
Dec. 3	Quebec	6-3	W	Mar. 1	@ Detroit	0-4	L
Dec. 5	@ Hartford	1-2	L	Mar. 4	NY Rangers	6-3	W
Dec. 6	Vancouver	1-5	L	Mar. 6	Boston	3-0	W
Dec. 9	@ Chicago	6-2	W	Mar. 9	@ Minnesota	6-2	W
Dec. 12	@ Boston	3-3	T	Mar. 12	@ Calgary	4-10	L
Dec. 13	Calgary	1-7	L	Mar. 13	@ Vancouver	7-5	W
Dec. 18	Montreal	2-2	T	Mar. 15	@ Edmonton	4-6	L
Dec. 19	@ Montreal	2-1	W	Mar. 19	@ Boston	4-3	W
Dec. 22	@ Boston	0-9	L	Mar. 20	Boston	2-6	L
Dec. 23	@ Detroit	5-2	W	Mar. 22	@ NY Rangers	3-2	W
Dec. 27	Pittsburgh	3-3	T	Mar. 25	New Jersey	2-2	T
Dec. 29	@ Quebec	1-5	L	Mar. 27	Detroit	3-5	L
Dec. 31	Boston	0-2	L	Mar. 29	@ Quebec	3-1	W
Jan. 2	@ Toronto	6-4	W	Mar. 31	Hartford	3-2	W
Jan. 3	Quebec	2-1	W	Apr. 2	@ Montreal	4-9	L
Jan. 6	@ Montreal	6-5	W	Apr. 3	Montreal	4-4	T

* - overtime decision

1986-87 REGULAR-SEASON SCORING

NO.	PLAYER	GP	G	A	PTS	+/-	PIM	PP	SH	GW	GT	SHOTS	%
25	Dave Andreychuk	77	25	48	73	2	46	13	0	2	1	255	9.8
6	Phil Housley	78	21	46	67	-2	57	8	1	2	0	202	10.4
21	Christian Ruutu*	76	22	43	65	9	62	3	1	1	1	167	13.2
17	Mike Foligno	75	30	29	59	13	176	11	1	5	0	185	16.2
7	John Tucker	54	17	34	51	-3	21	4	0	0	1	104	16.3
38	Adam Creighton	56	18	22	40	4	26	6	0	3	0	109	16.5
15	Doug Smith	62	16	24	40	-	106	7	0	2	0	158	10.1
5	Mike Ramsey	80	8	31	39	1	109	2	1	0	0	154	5.2
27	Wilf Paiement	56	20	17	37	2	108	2	0	3	0	117	17.1
18	Paul Cyr	73	11	16	27	-16	122	0	0	1	0	131	8.4
39	Clark Gillies	61	10	17	27	0	81	1	0	2	0	106	9.4
9	Scott Arniel	63	11	14	25	-1	59	0	0	3	0	90	12.2
28	Tom Kurvers	55	6	17	23	-10	24	1	0	1	0	71	8.5
22	Lindy Ruff	50	6	14	20	-12	74	0	1	1	0	95	6.3
12	Ken Priestley*	34	11	6	17	3	8	3	0	0	0	49	22.4
11	Gilbert Perreault	20	9	7	16	-2	6	1	0	1	0	35	25.7
34	Jim Korn	52	4	10	14	-3	158	0	0	0	0	35	11.4
37	Shawn Anderson*	41	2	11	13	0	23	0	0	0	0	26	7.7
32	Norm Lacombe	39	4	7	11	-9	8	1	0	0	1	48	8.3
26	Bob Logan*	22	7	3	10	5	0	1	0	0	0	22	31.8
65	Mark Napier	15	5	5	10	-5	0	1	0	0	0	40	12.5
23	Gates Orlando	27	2	8	10	-6	16	0	0	0	0	24	8.3
31	Joe Reekie*	56	1	8	9	6	82	0	0	0	0	56	1.8
29	Jeff Parker*	15	3	3	6	1	7	0	0	0	0	10	30.0
20	Mike Hartman*	17	3	3	6	2	69	0	0	0	0	19	15.8
20	Don Lever	10	3	2	5	-3	4	3	0	1	0	8	37.5
40	Uwe Krupp*	26	1	4	5	-9	23	0	0	0	0	34	2.9
16	Paul Brydges*	15	2	2	4	4	6	0	0	0	0	8	25.0
29	Mark Ferner*	13	0	3	3	2	9	0	0	0	0	5	0.0
14	Mikael Andersson	16	0	3	3	-2	0	0	0	0	0	6	0.0
19	Bob Halkidis	6	1	1	2	3	19	0	0	0	0	4	25.0
26	Phil Russell	6	0	2	2	0	12	0	0	0	0	2	0.0
33	Lee Fogalin	9	0	2	2	-2	8	0	0	0	0	5	0.0
24	Bill Hajit	23	0	2	2	0	4	0	0	0	0	11	0.0
1	Jacques Cloutier	40	0	2	2	0	10	0	0	0	0	0	0.0
8	Dave Fenyyes	7	1	0	1	-3	0	0	0	0	0	3	33.3
3	Richie Dunn	2	0	1	1	2	2	0	0	0	0	1	0.0
4	Steve Dykstra	37	0	1	1	-7	179	0	0	0	0	21	0.0
30	Tom Barrasso	46	0	1	1	0	22	0	0	0	0	0	0.0
8	Richard Hajdu*	2	0	0	0	1	0	0	0	0	0	1	0.0
19	Doug Trapp*	2	0	0	0	0	0	0	0	0	0	1	0.0
35	Daren Puppa*	3	0	0	0	0	2	0	0	0	0	0	0.0
3	Jim Hoffer*	12	0	0	0	-1	40	0	0	0	0	8	0.0
NO.	GOALTENDER	GP	MIN	GAA	W	L	T	EN	SO	GA	SA	SV%	
30	Tom Barrasso	46	2501	3.65	17	23	2	4	2	152	1202	.873	
1	Jacques Cloutier	40	2167	3.79	11	19	5	1	0	137	1035	.868	
35	Daren Puppa*	3	185	4.22	0	2	1	1	0	13	80	.835	
	TEAM TOTALS	80	4853	3.81	28	44	8	6	2	308	2317	.867	

*Rookie

1987-88 REGULAR-SEASON SCORING

NO.	PLAYER	GP	G	A	PTS	+/-	PIM	PP	SH	GW	GT	SHOTS	%
25	Dave Andreychuk	80	30	48	78	1	112	15	0	5	0	253	11.9
21	Christian Ruutu	73	26	45	71	-3	85	8	1	4	0	185	14.1
6	Phil Housley	74	29	37	66	-17	96	6	0	1	1	231	12.6
23	Ray Sheppard*	74	38	27	65	-6	14	15	0	5	2	173	22.0
17	Mike Foligno	74	29	28	57	-11	220	10	0	7	1	159	18.2
77	Pierre Turgeon*	76	14	28	42	-8	34	8	0	3	0	101	13.9
3	Calle Johansson*	71	4	38	42	12	37	2	0	0	0	93	4.3
9	Scott Arniel	73	17	23	40	8	61	0	3	2	0	111	15.3
7	John Tucker	45	19	19	38	4	20	6	0	0	1	93	20.4
15	Doug Smith	70	9	19	28	-10	117	1	0	0	0	136	6.6
38	Adam Creighton	36	10	17	27	7	87	4	0	1	0	61	16.4
22	Lindy Ruff	77	2	23	25	-9	179	0	0	0	0	106	1.9
14	Mikael Andersson	37	3	20	23	7	10	0	1	1	0	34	8.8
5	Mike Ramsey	63	5	16	21	6	77	1	0	0	0	94	5.3
65	Mark Napier	47	10	8	18	-3	8	0	1	2	0	81	12.3
12	Ken Priestley	33	5	12	17	-4	35	1	1	0	0	63	7.9
16	Mike Donnelly*	40	6	8	14	-1	44	0	0</				

1988-89 38-35-7, 3RD PLACE ADAMS DIVISION

Oct. 6	Montreal	3-2	W	Jan. 6	@ New Jersey	4-5	L
Oct. 8	@ Washington	2-6	L	Jan. 7	@ Toronto	6-1	W
Oct. 9	@ Philadelphia	3-4	L*	Jan. 12	Chicago	6-5	W
Oct. 12	Pittsburgh	8-5	W	Jan. 14	@ Quebec	1-1	T
Oct. 14	@ Quebec	5-4	W	Jan. 15	Calgary	3-2	W
Oct. 16	Quebec	3-5	L	Jan. 18	Minnesota	3-3	T
Oct. 19	@ Toronto	2-4	L	Jan. 21	@ Boston	6-5	W*
Oct. 21	Montreal	5-3	W	Jan. 22	Boston	6-4	W
Oct. 22	@ Montreal	3-4	L	Jan. 25	@ Detroit	6-3	W
Oct. 25	@ New Jersey	7-4	W	Jan. 27	Montreal	4-2	W
Oct. 26	Hartford	1-7	L	Jan. 28	@ Montreal	1-2	L
Oct. 29	@ Boston	3-3	T	Jan. 31	@ Hartford	5-3	W
Oct. 30	Boston	3-3	T	Feb. 2	@ St. Louis	3-7	L
Nov. 2	NY Rangers	6-4	W	Feb. 4	@ Los Angeles	3-5	L
Nov. 4	@ Edmonton	3-7	L	Feb. 9	@ Hartford	2-5	L
Nov. 5	@ Calgary	0-9	L	Feb. 10	Vancouver	4-5	L
Nov. 9	Calgary	3-2	W	Feb. 12	St. Louis	5-2	W
Nov. 12	@ NY Islanders	3-0	W	Feb. 14	@ Pittsburgh	3-7	L
Nov. 13	Edmonton	4-5	L*	Feb. 15	New Jersey	5-3	W
Nov. 16	@ Chicago	2-3	L	Feb. 17	Pittsburgh	5-1	W
Nov. 19	@ Los Angeles	4-5	L	Feb. 19	Detroit	8-4	W
Nov. 22	@ Vancouver	2-4	L	Feb. 22	NY Islanders	7-5	W
Nov. 25	Chicago	5-4	W*	Feb. 24	Winnipeg	5-4	W
Nov. 27	Philadelphia	7-3	W	Feb. 25	@ Montreal	1-6	L
Nov. 30	Quebec	6-2	W	Mar. 1	Los Angeles	4-5	L
Dec. 2	Hartford	1-6	L	Mar. 4	@ Quebec	2-6	L
Dec. 3	@ Montreal	2-3	L*	Mar. 5	Quebec	2-8	L
Dec. 6	@ Hartford	0-9	L	Mar. 8	@ NY Rangers	2-0	W
Dec. 8	@ Boston	4-2	W	Mar. 11	@ Boston	6-6	T
Dec. 11	Washington	4-6	L	Mar. 12	Boston	3-2	W
Dec. 14	@ Winnipeg	3-4	L	Mar. 16	@ Hartford	6-1	W
Dec. 15	@ Minnesota	2-2	T	Mar. 18	@ Minnesota	0-3	L
Dec. 19	Edmonton	5-5	T	Mar. 20	@ Winnipeg	4-1	W
Dec. 21	@ NY Rangers	5-2	W	Mar. 22	St. Louis	1-2	L
Dec. 23	Toronto	5-2	W	Mar. 24	Vancouver	5-2	W
Dec. 26	Boston	2-1	W	Mar. 25	@ Quebec	1-4	L
Dec. 28	Detroit	4-1	W	Mar. 28	Hartford	4-2	W
Dec. 30	@ Washington	3-5	L	Mar. 30	Montreal	2-4	L
Dec. 31	Philadelphia	2-3	L	Apr. 1	@ NY Islanders	4-3	W
Jan. 4	Hartford	4-5	L*	Apr. 2	Quebec	4-2	W

* - overtime decision

1989-90 45-27-8, 2ND PLACE ADAMS DIVISION

Oct. 5	Quebec	4-3	W	Jan. 2	@ New Jersey	3-5	L
Oct. 7	@ Montreal	1-5	L	Jan. 6	@ Montreal	3-6	L
Oct. 8	Minnesota	2-2	T	Jan. 7	Boston	1-2	L
Oct. 11	@ Toronto	7-1	W	Jan. 11	@ Calgary	3-5	L
Oct. 13	Hartford	4-1	W	Jan. 13	@ Vancouver	5-3	W
Oct. 14	@ Detroit	2-6	L	Jan. 16	@ Los Angeles	4-2	W
Oct. 18	@ Hartford	1-2	L	Jan. 19	Washington	3-6	L
Oct. 20	Montreal	6-2	W	Jan. 23	@ Philadelphia	3-2	W
Oct. 21	@ Pittsburgh	4-2	W	Jan. 24	@ Chicago	3-2	W
Oct. 25	@ Minnesota	2-4	L	Jan. 26	Chicago	2-4	L
Oct. 27	Toronto	6-5	W*	Jan. 28	Pittsburgh	7-2	W
Oct. 29	Boston	4-3	W	Jan. 30	@ Quebec	5-2	W
Nov. 2	@ Montreal	4-3	W	Jan. 31	Quebec	6-3	W
Nov. 4	@ Boston	3-3	T	Feb. 3	@ Montreal	0-1	L
Nov. 5	Los Angeles	5-3	W	Feb. 4	NY Islanders	0-1	L
Nov. 8	@ Hartford	6-3	W	Feb. 7	Montreal	3-1	W
Nov. 10	Vancouver	4-2	W	Feb. 9	NY Rangers	3-2	W
Nov. 12	Edmonton	6-5	W	Feb. 11	@ St. Louis	2-4	L
Nov. 16	@ Calgary	4-4	T	Feb. 13	@ Chicago	1-4	L
Nov. 17	@ Edmonton	0-3	L	Feb. 16	Montreal	5-3	W
Nov. 19	@ Vancouver	2-2	T	Feb. 18	Hartford	4-6	L
Nov. 22	NY Rangers	4-1	W	Feb. 20	@ Winnipeg	4-3	W*
Nov. 25	@ Quebec	3-2	W	Feb. 21	@ Edmonton	3-7	L
Nov. 26	Hartford	4-2	W	Feb. 23	Hartford	7-3	W
Nov. 28	@ Hartford	4-2	W	Feb. 25	Winnipeg	3-1	W
Nov. 30	@ Boston	1-5	L	Feb. 27	@ St. Louis	1-4	L
Dec. 1	New Jersey	6-4	W	Mar. 3	@ Quebec	3-3	T
Dec. 3	St. Louis	4-3	W	Mar. 4	Quebec	5-3	W
Dec. 5	@ NY Islanders	0-3	L	Mar. 6	@ Washington	1-1	T
Dec. 7	@ Philadelphia	3-4	L*	Mar. 8	@ Boston	10-4	W
Dec. 10	Washington	4-3	W	Mar. 10	@ Hartford	5-0	W
Dec. 13	Boston	2-4	L	Mar. 14	Los Angeles	5-6	L*
Dec. 16	@ Boston	3-1	W	Mar. 16	Toronto	3-4	L
Dec. 17	Philadelphia	4-3	W	Mar. 18	Winnipeg	4-3	W*
Dec. 20	@ NY Rangers	2-2	T	Mar. 21	Calgary	5-4	W
Dec. 22	Montreal	2-2	T	Mar. 25	New Jersey	3-4	L
Dec. 23	@ Quebec	6-5	W	Mar. 27	@ Detroit	6-5	W
Dec. 26	Detroit	6-3	W	Mar. 29	Minnesota	4-2	W
Dec. 29	Boston	3-4	L*	Mar. 31	@ Pittsburgh	3-2	W*
Dec. 31	NY Islanders	2-4	L	Apr. 1	Quebec	5-2	W

* - overtime decision

1988-89 REGULAR-SEASON SCORING

NO.	PLAYER	GP	G	A	PTS	+/-	PIM	PP	SH	GW	GT	SHOTS	%
77	Pierre Turgeon	80	34	54	88	-3	26	19	0	5	0	182	18.7
6	Phil Housley	72	26	44	70	6	47	5	0	3	0	178	14.6
21	Christian Ruutu	67	14	46	60	13	98	5	0	1	0	149	9.4
25	Dave Andreychuk	76	28	24	52	1	40	7	0	3	0	145	19.3
17	Mike Foligno	75	27	22	49	-7	156	11	0	5	1	144	18.8
8	Doug Bodger	61	7	40	47	9	52	6	0	1	0	134	5.2
33	Benoit Hogue*	69	14	30	44	-4	120	1	2	0	0	114	12.3
7	John Tucker	60	13	31	44	-4	31	3	0	1	0	94	13.8
23	Roy Sheppard	67	22	21	43	-7	15	7	0	4	1	147	15.0
9	Scott Arniel	80	18	23	41	10	46	0	2	3	1	122	14.8
22	Rick Vaive	28	19	13	32	7	64	7	0	3	0	81	23.5
65	Mark Napier	66	11	17	28	-4	33	0	2	1	0	92	12.0
29	Jeff Parker*	57	9	18	3	82	0	0	2	0	2	78	11.5
19	Kevin Maguire	60	8	10	18	9	241	0	0	2	0	35	22.9
4	Uwe Krupp	70	5	13	18	0	55	0	1	0	0	51	9.8
20	Mike Hartman	70	8	9	17	8	316	1	0	0	0	91	8.8
38	Adam Creighton	24	7	10	17	-5	44	3	0	1	0	42	16.7
22	Lindy Ruff	63	6	11	17	-17	86	0	0	0	0	69	8.7
5	Mike Ramsey	56	2	14	16	5	84	0	0	1	0	63	3.2
3	Calle Johansson	47	2	11	13	-7	33	0	0	1	0	53	3.8
37	Shawn Anderson	33	2	10	12	3	18	2	0	0	0	26	7.7
16	Mike Donnelly	22	4	6	10	-1	10	0	0	0	0	25	16.0
3	Grant Ledyard	13	1	5	6	1	8	0	0	1	0	25	4.0
55	Joe Reekie	15	1	3	4	6	26	1	0	0	0	14	7.1
31	Daren Pappa	37	0	4	4	0	12	0	0	0	0	0	0.0
30	Tom Barrasso	10	0	3	3	0	21	0	0	0	0	0	0.0
27	Larry Playfair	42	0	3	3	-10	110	0	0	0	0	6	0.0
56	Ken Priestlay	15	2	0	2	-8	2	0	0	0	0	20	10.0
32	Scott Metcalfe*	9	1	1	2	-1	13	0	0	0	0	11	9.1
36	Jan Ludvig	13	0	2	2	-1	39	0	0	0	0	11	0.0
1	Jacques Cloutier	36	0	2	2	0	6	0	0	0	0	0	0.0
26	Richie Dunn	4	0	1	1	-1	2	0	0	0	0	2	0.0
14	Mikael Andersson	14	0	1	1	-1	4	0	0	0	0	12	0.0
18	Bob Halkidis	16	0	1	1	-1	66	0	0	0	0	9	0.0
39	Trent Kaese*	1	0	0	0	0	0	0	0	0	0	5	0.0
34	Darren Eliot	2	0	0	0	0	0	0	0	0	0	0	0.0
28	Mark Ferner*	2	0	0	0	-2	2	0	0	0	0	0	0.0
26	Darrin Shannon*	3	0	0	0	-2	0	0	0	0	0	0	0.0
24	Steve Smith*	3	0	0	0	0	0	0	0	0	0	2	0.0
35	Darcy Wakaluk*	6	0	0	0	0	0	0	0	0	0	0	0.0
30	Clint Malarchuk	7	0	0	0	0	2	0	0	0	0	0	0.0
44	Brad Miller*	7	0	0	0	-1	6	0	0	0	0	0	0.0
NO.	GOALTENDER	GP	MIN	GAA	W	L	T	EN	SO	GA	SA	SV%	
37	Daren Pappa	37	1908	3.36	17	10	6	1	1	107	961	.889	
1	Jacques Cloutier	36	1786	3.63	15	14	0	1	0	108	857	.874	
30	Clint Malarchuk	7	326	2.39	3	1	1	0	1	13	142	.908	
30	Tom Barrasso	10	545	4.95	2	7	0	1	0	45	285	.842	
35	Darcy Wakaluk*	6	214	4.21	1	3	0	1	0	15	90	.831	
34	Darren Eliot	2	67	6.27	0	0	0	0	0	7	43	.837	
TEAM TOTALS		80	4855	3.70	38	35	7	4	2	299	2378	.874	

* Rookie

1989-90 REGULAR-SEASON SCORING

NO.	PLAYER	GP	G	A	PTS	+/-	PIM	PP	SH	GW	GT	SHOTS	%
77	Pierre Turgeon	80	40	66	106	10	29	17	1	10	1	193	20.7
25	Dave Andreychuk	73	40	42	82	6	42	18	0	3	0	206	19.4
6	Phil Housley	80	21	60	81	11	32	8	1	4	0	201	10.4
21	Christian Ruutu	75	19	41	60	9	66	4	1	2	1	160	11.9
22	Rick Vaive	70	29	19	48	9	74	8	0	4	0	195	14.9
8	Doug Bodger	71	12	36	48	0	64	8	0	1	0	167	7.2
89	Alexander Mogilny*	65	15	28	43	8	16	4	0	2	1	130	11.5
17	Mike Foligno	61	15	25	40	13	99	3	0	1	1	107	14.0
9	Scott Arniel	79	18	14	32	4	77	1	1	4	0	123	14.6
18	Dave Snuggerd*	80	14	16	30	8	41	1	2	2	0	120	11.7
5	Mike Ramsey	73	4	21	25	21	47	1	0	2	0	91	4.4
4	Uwe Krupp	74	3	20	23	15	85	0	1	1	0	69	4.3
20	Mike Hartman	60	11	10	21	-10	211	2	0	3	0	97	11.3
33	Benoit Hogue	45	11	7	18	0	79	1	0	1	0	73	15.1

1990-91 31-30-19, 3RD PLACE ADAMS DIVISION

Oct. 4	Montreal	3-3	T	Jan. 4	Winnipeg	4-1	W
Oct. 6	@ Montreal	5-6	L	Jan. 8	@ Vancouver	3-3	T
Oct. 10	@ Hartford	3-4	L	Jan. 10	@ Los Angeles	2-5	L
Oct. 12	Quebec	2-4	L	Jan. 12	@ Minnesota	5-3	W
Oct. 13	@ Quebec	4-4	T	Jan. 14	@ Toronto	9-3	W
Oct. 17	Montreal	3-4	L	Jan. 16	Detroit	5-3	W
Oct. 19	Pittsburgh	4-4	T	Jan. 22	Boston	6-4	W
Oct. 20	@ NY Islanders	3-1	W	Jan. 24	@ Chicago	5-4	W
Oct. 25	@ New Jersey	1-5	L	Jan. 26	@ Montreal	1-4	L
Oct. 27	@ Toronto	3-1	W	Jan. 27	Calgary	4-5	L
Oct. 28	Hartford	5-0	W	Jan. 29	@ St. Louis	3-8	L
Oct. 31	Boston	3-3	T	Jan. 31	Quebec	1-4	L
Nov. 3	@ Boston	4-1	W	Feb. 3	Edmonton	2-3	L
Nov. 4	Calgary	2-1	W	Feb. 6	St. Louis	4-5	L*
Nov. 7	@ NY Rangers	2-6	L	Feb. 8	Los Angeles	4-4	T
Nov. 9	Vancouver	7-1	W	Feb. 10	@ Winnipeg	2-0	W
Nov. 10	@ Washington	4-2	W	Feb. 12	@ Quebec	4-4	T
Nov. 14	@ Los Angeles	2-4	L	Feb. 13	Minnesota	6-6	T
Nov. 16	@ Edmonton	2-4	L	Feb. 15	Montreal	2-2	T
Nov. 17	@ Calgary	3-3	T	Feb. 17	Toronto	0-3	L
Nov. 21	NY Rangers	5-5	T	Feb. 19	@ Pittsburgh	3-6	L
Nov. 23	Edmonton	3-2	W*	Feb. 23	@ Hartford	5-4	W
Nov. 26	@ NY Rangers	0-5	L	Feb. 24	Hartford	5-5	T
Nov. 28	@ Montreal	2-1	W	Feb. 26	@ NY Islanders	1-1	T
Dec. 1	@ Quebec	2-4	L	Feb. 28	@ Quebec	5-1	W
Dec. 2	Detroit	3-3	T	Mar. 2	@ Boston	7-4	W
Dec. 6	@ Philadelphia	4-3	W	Mar. 6	New Jersey	3-3	T
Dec. 7	Hartford	3-4	L*	Mar. 8	Chicago	3-5	L
Dec. 9	Boston	2-3	L	Mar. 10	Vancouver	5-7	L
Dec. 11	@ Detroit	3-8	L	Mar. 12	@ Minnesota	2-5	L
Dec. 14	Pittsburgh	3-4	L	Mar. 13	@ Winnipeg	6-2	W
Dec. 16	St. Louis	3-5	L	Mar. 16	@ Montreal	4-6	L
Dec. 18	@ Hartford	4-3	W*	Mar. 17	Hartford	6-1	W
Dec. 20	@ Boston	1-4	L	Mar. 20	Montreal	3-2	W*
Dec. 23	Quebec	10-3	W	Mar. 23	@ Boston	3-6	L
Dec. 26	Boston	3-3	T	Mar. 24	Philadelphia	6-2	W
Dec. 28	Chicago	5-0	W	Mar. 26	@ Washington	4-2	W
Dec. 29	@ New Jersey	4-4	T	Mar. 28	Quebec	4-4	T
Dec. 31	Philadelphia	5-2	W	Mar. 30	@ Hartford	5-5	T
Jan. 2	NY Islanders	5-4	W	Mar. 31	Washington	5-2	W

1991-92 31-37-12, 3RD PLACE ADAMS DIVISION

Oct. 4	Pittsburgh	4-5	L	Jan. 8	Quebec	4-2	W
Oct. 5	@ Washington	1-3	L	Jan. 10	Edmonton	8-2	W
Oct. 9	Boston	4-4	T	Jan. 12	NY Rangers	6-3	W
Oct. 12	@ Quebec	5-4	W	Jan. 14	@ NY Rangers	2-6	L
Oct. 13	Winnipeg	1-3	L	Jan. 15	@ New Jersey	8-8	T
Oct. 16	@ Montreal	1-5	L	Jan. 21	@ St. Louis	4-5	L
Oct. 18	Montreal	3-1	W	Jan. 23	@ Pittsburgh	5-4	W*
Oct. 19	@ Hartford	1-4	L	Jan. 25	@ Montreal	4-3	W
Oct. 25	San Jose	3-1	W	Jan. 26	Winnipeg	5-2	W
Oct. 27	Hartford	5-1	W	Jan. 29	@ Detroit	4-4	T
Oct. 30	@ Detroit	1-3	L	Jan. 31	Montreal	5-3	W
Nov. 1	Montreal	1-5	L	Feb. 1	@ Boston	2-2	T
Nov. 2	@ Montreal	0-5	L	Feb. 4	Washington	7-3	W
Nov. 7	@ Philadelphia	2-5	L	Feb. 7	Minnesota	0-2	L
Nov. 8	Philadelphia	4-3	W*	Feb. 9	Los Angeles	4-5	L
Nov. 12	@ San Jose	7-1	W	Feb. 11	@ Hartford	1-5	L
Nov. 14	@ Los Angeles	2-2	T	Feb. 12	Detroit	4-9	L
Nov. 16	@ Calgary	5-4	W	Feb. 14	San Jose	7-6	W
Nov. 20	Boston	3-1	W	Feb. 16	Hartford	5-4	W
Nov. 22	Chicago	2-0	W	Feb. 19	@ Vancouver	5-6	L
Nov. 23	@ Boston	4-7	L	Feb. 23	@ Edmonton	2-5	L
Nov. 27	Quebec	4-4	T	Feb. 25	@ Calgary	5-3	W
Nov. 29	NY Rangers	4-5	L*	Feb. 29	@ Pittsburgh	2-5	L
Nov. 30	@ Quebec	3-4	L	Mar. 1	Chicago	1-3	L
Dec. 4	@ Winnipeg	4-5	L	Mar. 3	@ Quebec	4-4	T
Dec. 7	@ Hartford	6-6	T	Mar. 6	New Jersey	5-4	W
Dec. 8	Calgary	2-4	L	Mar. 8	NY Islanders	2-6	L
Dec. 11	St. Louis	3-6	L	Mar. 11	Boston	6-3	W
Dec. 13	Hartford	4-8	L	Mar. 14	@ NY Islanders	1-4	L
Dec. 14	@ Montreal	2-4	L	Mar. 15	Quebec	6-4	W
Dec. 18	Washington	2-2	T	Mar. 17	@ Minnesota	1-3	L
Dec. 20	Edmonton	4-4	T	Mar. 19	@ Los Angeles	8-2	W
Dec. 21	@ Toronto	4-1	W	Mar. 22	@ Chicago	6-2	W
Dec. 23	@ Hartford	3-4	L	Mar. 25	Toronto	5-2	W
Dec. 27	Boston	8-1	W	Mar. 28	@ Boston	3-4	L*
Dec. 28	@ New Jersey	0-3	L	Mar. 29	Hartford	2-2	T
Dec. 31	St. Louis	4-3	W	Mar. 31	@ Minnesota	3-5	L
Jan. 3	NY Islanders	5-2	W	Apr. 12	Montreal	3-1	W
Jan. 4	@ Boston	2-4	L	Apr. 14	@ Quebec	3-7	L
Jan. 7	@ Philadelphia	5-5	T	Apr. 15	Quebec	3-4	L

* - overtime decision

1990-91 REGULAR-SEASON SCORING

NO.	PLAYER	GP	G	A	PTS	+/-	PIM	PP	SH	GW	GT	SHOTS	%
10	Dale Hawerchuk	80	31	58	89	2	32	12	0	1	1	194	16.0
77	Pierre Turgeon	78	32	47	79	14	26	13	2	3	0	174	18.4
25	Dave Andreychuk	80	36	33	69	11	32	13	0	4	3	234	15.4
89	Alexander Mogilny	62	30	34	64	14	16	3	3	5	0	201	14.9
22	Rick Vaive	71	25	27	52	11	74	9	0	3	1	155	16.1
21	Christian Ruutu	77	16	34	50	-6	96	2	3	1	1	155	10.3
33	Benoit Hogue	76	19	28	47	-8	74	1	0	2	2	134	14.2
4	Uwe Krupp	74	12	32	44	14	66	6	0	0	2	138	8.7
3	Grant Ledyard	60	8	23	31	13	46	2	1	1	1	118	6.8
8	Doug Bodger	58	5	23	28	-8	54	2	0	0	0	139	3.6
18	Dave Snuggerd	80	9	15	24	-13	32	0	4	2	0	128	7.0
42	Mikko Makela	60	15	7	22	-2	25	2	2	1	1	62	24.2
5	Mike Ramsey	71	6	14	20	14	46	0	0	1	0	87	6.9
32	Rob Ray	66	8	8	16	-11	350	0	0	1	0	54	14.8
16	Darrin Shannon*	34	8	6	14	-11	12	1	0	0	1	56	14.3
26	Dean Kennedy	64	4	8	12	5	119	0	0	2	0	46	8.7
20	Mike Hartman	60	9	2	11	-10	204	2	0	1	0	65	13.8
17	Mike Foligno	31	4	5	9	4	42	0	0	0	1	27	14.8
41	Ken Sutton*	15	3	6	9	2	13	2	0	0	0	26	11.5
7	Kevin Haller*	21	1	8	9	9	20	1	0	0	0	42	2.4
15	Lou Franceschetti	35	1	8	9	2	26	0	0	1	0	20	5.0
19	Tony Tanti	10	1	7	8	2	6	0	0	0	0	19	5.3
28	Donald Audette*	8	4	3	7	-1	4	2	0	1	0	17	23.5
7	John Tucker	18	1	3	4	0	4	0	0	0	0	16	6.3
30	Clint Malarchuk	37	0	4	4	0	19	0	0	0	0	0	0.0
31	Daren Puppa	38	0	4	4	0	6	0	0	0	0	0	0.0
12	Greg Paslawski	12	2	1	3	0	4	0	0	1	0	9	22.2
9	Greg Brown*	39	1	2	3	-20	35	0	0	0	0	26	3.8
24	Jay Wells	43	1	2	3	-18	86	0	0	0	0	36	2.8
37	Bill Houlder	7	0	2	2	-2	4	0	0	0	0	7	0.0
23	Jiri Sejba	11	0	2	2	-5	8	0	0	0	0	10	0.0
38	Joel Savage*	3	0	1	1	-2	0	0	0	0	0	2	0.0
39	Brian Curran	17	0	1	1	-3	43	0	0	0	0	7	0.0
34	Dave Littman*	1	0	0	0	0	0	0	0	0	0	0	0.0
36	Darcy Loewen*	6	0	0	0	-4	8	0	0	0	0	2	0.0
44	Brad Miller*	13	0	0	0	-1	67	0	0	0	0	4	0.0
35	Darcy Wakaluk*	16	0	0	0	0	2	0	0	0	0	0	0.0
NO.	GOALTENDER	GP	MIN	GAA	W	L	T	EN	SO	GA	SA	SV%	
31	Daren Puppa	38	2092	3.38	15	11	6	0	2	118	1029	.885	
30	Clint Malarchuk	37	2131	3.35	12	14	10	1	1	119	1090	.891	
35	Darcy Wakaluk*	16	630	3.33	4	5	3	2	0	35	292	.880	
34	Dave Littman*	1	36	5.00	0	0	0	0	0	3	18	.833	
TEAM TOTALS		80	4902	3.40	31	30	19	3	3	278	2432	.886	

* Rookie

1991-92 REGULAR-SEASON SCORING

NO.	PLAYER	GP	G	A	PTS	+/-	PIM	PP	SH	GW	GT	SHOTS	%
10	Dale Hawerchuk	77	23	75	98	-22	27	13	0	4	0	242	9.5
16	Pat LaFontaine	57	46	47	93	10	98	23	0	5	1	203	22.7
25	Dave Andreychuk	80	41	50	91	-9	71	28	0	2	2	337	12.2
89	Alexander Mogilny	67	39	45	84	7	73	15	0	2	0	236	16.5
28	Donald Audette	63	3	17	48	-1	75	5	0	6	1	153	20.3
8	Doug Bodger	73	11	35	46	1	108	4	0	1	0	180	6.1
15	Randy Wood	70	20	16	36	-9	65	7	1	3	0	185	10.8
19	Tony Tanti	70	15	16	31	-4	100	6	1	0	1	133	11.3
21	Christian Ruutu	70	4	21	25	-7	76	0	2	1	0	108	3.7
7	Kevin Haller	58	6	15	21	-13	75	2	0	1	0	76	7.9
3	Grant Ledyard	50	5	16	21	-4	45	0	0	0	0	87	5.7
41	Ken Sutton	64	2	18	20	5	71	0	0	0	0	81	2.5
18	Dave Snuggerd	55	3	15	18	-3	36	0	0	0	0	75	4.0
27	Brad May	69	11	6	17	-12	309	1	0	3	0	82	13.4
5	Mike Ramsey	66	3	14	17	8	67	0	0	1	0	55	5.5
17	Colin Patterson	52	4	8	12	-4	30	0	2	0	0	33	12.1
24	Jay Wells	41	2	9	11	-3	157	0	0	0	0	26	7.7
32	Rob Ray	63	5	3	8	-9	354	0	0	0	0	29	17.2
77	Pierre Turgeon	8	2	6	8	-1	4	0	0	0	0	14	14.3
13	Petr Svoboda	13	1	6	7	-8	52	0	0	0	0	23	4.3
14	Dave Hannan	12	2	4	6	1	48	0	2	0	1	8	25.0
29	Bob Corkum	20	2	4	6								

1992-93 38-36-10, 4TH PLACE ADAMS DIVISION

Oct. 8	Quebec	4-5	L	Jan. 12	@ Boston	2-5	L
Oct. 10	@ Hartford	5-2	W	Jan. 15	@ Vancouver	1-4	L
Oct. 11	Montreal	8-2	W	Jan. 17	@ Edmonton	2-3	L*
Oct. 13	@ Pittsburgh	5-6	L	Jan. 19	@ Calgary	3-2	W*
Oct. 16	Tampa Bay	5-4	W*	Jan. 22	Quebec	6-2	W
Oct. 17	@ Washington	4-6	L	Jan. 23	@ Quebec	3-4	L
Oct. 21	Chicago	4-1	W	Jan. 26	@ Philadelphia	4-3	W*
Oct. 23	San Jose	5-4	W	Jan. 27	Washington	4-3	W
Oct. 28	@ Toronto	4-4	T	Jan. 29	NY Rangers	6-4	W
Oct. 30	Ottawa	12-3	W	Jan. 31	Edmonton	4-5	L*
Oct. 31	@ Ottawa	2-2	T	Feb. 3	Hartford	3-2	W
Nov. 2	@ NY Rangers	6-7	L*	Feb. 8	@ Ottawa	2-4	L
Nov. 5	@ San Jose	5-7	L	Feb. 10	@ Winnipeg	6-2	W
Nov. 7	@ Los Angeles	2-5	L	Feb. 12	Vancouver	1-3	L
Nov. 11	Boston	7-2	W	Feb. 14	Pittsburgh	7-4	W
Nov. 13	Hartford	8-2	W	Feb. 17	@ Hartford	5-3	W
Nov. 14	@ NY Islanders	5-7	L	Feb. 19	@ New Jersey	3-3	T
Nov. 17	@ Pittsburgh	2-4	L	Feb. 24	Detroit	10-7	W
Nov. 18	@ New Jersey#	2-3	L	Feb. 26	Montreal	4-6	L
Nov. 21	Minnesota	3-4	L	Feb. 27	@ Montreal	4-8	L
Nov. 22	@ Philadelphia	4-4	T	Mar. 1	Vancouver#	2-5	L
Nov. 25	Quebec	1-1	T	Mar. 3	@ NY Rangers	2-2	T
Nov. 27	Ottawa	4-1	W	Mar. 5	Hartford	2-4	L
Nov. 29	@ Ottawa	5-2	W	Mar. 7	Winnipeg	2-1	W
Nov. 30	@ Montreal	0-3	L	Mar. 10	@ Quebec	7-4	W
Dec. 4	NY Islanders	5-5	T	Mar. 13	@ Hartford	3-3	T
Dec. 6	New Jersey	3-7	L	Mar. 15	Los Angeles**	2-4	L
Dec. 7	@ Quebec	3-4	L	Mar. 16	@ St. Louis	2-2	T
Dec. 9	Boston	5-2	W	Mar. 20	@ Tampa Bay	3-1	W
Dec. 11	Hartford	9-3	W	Mar. 22	@ Montreal	8-3	W
Dec. 12	@ Hartford	1-1	T	Mar. 24	Boston	0-2	L
Dec. 15	@ Boston	3-2	W	Mar. 25	@ Chicago	6-4	W
Dec. 19	@ Montreal	2-4	L	Mar. 28	Ottawa	3-1	W
Dec. 20	Toronto	5-4	W	Mar. 30	@ Washington	1-4	L
Dec. 23	Washington	4-1	W	Mar. 31	New Jersey	5-2	W
Dec. 27	Pittsburgh	2-4	L	Apr. 3	@ Boston	2-3	L
Dec. 31	NY Rangers	11-6	W	Apr. 4	Boston	0-3	L
Jan. 2	@ Ottawa	7-2	W	Apr. 6	@ Minnesota	1-3	L
Jan. 3	St. Louis	6-5	W*	Apr. 10	@ Detroit	5-6	L
Jan. 6	@ Hartford	3-1	W	Apr. 11	Quebec	1-3	L
Jan. 8	NY Islanders	6-5	W	Apr. 13	Montreal	2-3	L*
Jan. 10	Calgary	5-3	W	Apr. 15	Philadelphia	4-7	L

* - overtime decision ** - rescheduled from March 14 # - played at Hamilton, Ont.

1993-94 43-32-9, 4TH PLACE NORTHEAST DIVISION

Oct. 7	@ Boston	5-3	W	Jan. 12	@ Winnipeg	2-3	L
Oct. 9	@ Montreal	4-7	L	Jan. 15	@ St. Louis	1-2	L
Oct. 10	Hartford	2-3	L	Jan. 16	@ Dallas	4-2	W
Oct. 12	@ Philadelphia	3-5	L	Jan. 19	Edmonton	1-1	T
Oct. 15	NY Rangers	2-5	L	Jan. 24	@ Tampa Bay	0-4	L
Oct. 16	@ Washington	3-4	L	Jan. 27	Washington	7-2	W
Oct. 18	Detroit	4-6	L	Jan. 29	@ Montreal	3-2	W
Oct. 22	Pittsburgh	2-4	L	Jan. 30	Florida	2-3	L
Oct. 23	@ Hartford	3-3	T	Feb. 2	@ New Jersey	3-2	W
Oct. 27	@ Calgary	5-3	W	Feb. 4	@ Florida	7-2	W
Oct. 29	@ Edmonton	6-3	W	Feb. 6	NY Islanders	4-1	W
Oct. 30	@ Vancouver	6-3	W	Feb. 8	@ NY Islanders	1-3	L
Nov. 3	Pittsburgh#	2-6	L	Feb. 10	@ Boston	3-3	T
Nov. 7	Boston	3-4	L	Feb. 11	Montreal	5-1	W
Nov. 10	Philadelphia	3-5	L	Feb. 13	Dallas	3-5	L
Nov. 13	@ Philadelphia	7-2	W	Feb. 16	@ Hartford	5-3	W
Nov. 17	@ New Jersey	0-4	L	Feb. 18	Florida	4-1	W
Nov. 19	Winnipeg	6-0	W	Feb. 20	@ Washington	3-3	T
Nov. 21	San Jose	6-5	W	Feb. 21	Quebec	2-1	W
Nov. 22	@ Ottawa	5-2	W	Feb. 23	Anaheim	4-2	W
Nov. 24	New Jersey	3-5	L	Feb. 25	Chicago	1-3	L
Nov. 26	Ottawa	5-2	W	Feb. 26	@ Pittsburgh	3-4	L
Nov. 27	@ Quebec	2-2	T	Mar. 2	@ Ottawa	7-2	W
Nov. 29	@ Toronto	3-0	W	Mar. 4	Pittsburgh	2-1	W
Dec. 1	@ Tampa Bay	3-0	W	Mar. 6	@ Detroit	3-2	W
Dec. 2	@ Florida	1-2	L*	Mar. 8	@ San Jose	4-4	T
Dec. 5	Boston	3-1	W	Mar. 9	@ Anaheim	3-0	W
Dec. 8	@ Ottawa	3-1	W	Mar. 12	@ Los Angeles	5-3	W
Dec. 10	Calgary	6-2	W	Mar. 17	New Jersey	1-6	L
Dec. 11	@ Hartford	3-0	W	Mar. 18	@ NY Islanders##	2-2	T
Dec. 13	@ NY Rangers	0-2	L	Mar. 20	Ottawa	6-2	W
Dec. 16	@ Pittsburgh	1-2	L	Mar. 23	St. Louis	2-3	L
Dec. 17	Los Angeles	2-0	W	Mar. 25	Hartford	6-3	W
Dec. 19	Tampa Bay	3-3	T	Mar. 27	NY Islanders	4-1	W
Dec. 23	Montreal	5-0	W	Mar. 30	Tampa Bay	2-3	L*
Dec. 26	@ NY Islanders	3-4	L*	Apr. 1	Boston	5-0	W
Dec. 27	Philadelphia	0-2	L	Apr. 2	@ Quebec	6-2	W
Dec. 31	NY Rangers	4-1	W	Apr. 4	@ Quebec**	4-6	L
Jan. 2	Toronto	3-3	T	Apr. 8	Montreal	1-0	W
Jan. 7	Pittsburgh	3-4	L*	Apr. 10	Quebec	4-1	W
Jan. 9	Vancouver	5-3	W	Apr. 12	@ NY Rangers	2-3	L
Jan. 11	@ Chicago	5-2	W	Apr. 14	Washington	2-3	L

* - overtime decision ** - rescheduled from March 1 # - played at Sacramento, Calif. ## - played at Minneapolis, Minn.

1992-93 REGULAR SEASON SCORING

NO.	PLAYER	GP	G	A	PTS	+/-	PIM	SH	GW	GT	SHOTS	%	
16	Pat LaFontaine	84	53	95	148	11	63	20	2	7	1	306	17.3
89	Alexander Mogilny	77	76	51	127	7	40	27	0	11	0	360	21.1
10	Dale Hawerchuk	81	16	80	96	-17	52	8	0	2	0	259	6.2
25	Dave Andreychuk	52	29	32	61	-8	48	20	0	2	0	171	17.0
8	Doug Bodger	81	9	45	54	14	87	6	0	0	1	154	5.8
20	Bob Sweeney	80	21	26	47	2	118	4	3	3	0	120	17.5
19	Randy Wood	82	18	25	43	6	77	3	2	2	0	176	10.2
13	Yuri Khmylev	68	20	19	39	6	28	0	3	3	0	122	16.4
18	Wayne Presley	79	15	17	32	5	96	0	1	2	0	97	15.5
42	Richard Smehlik*	80	4	27	31	9	59	0	0	0	0	82	4.9
27	Brad May	82	13	13	26	3	242	0	0	1	0	114	11.4
7	Petr Svoboda	40	2	24	26	3	59	1	0	1	0	61	3.3
41	Ken Sutton	63	8	14	22	-3	30	1	0	2	1	77	10.4
14	Dave Hannan	55	5	15	20	8	43	0	0	0	0	43	11.6
28	Donald Audette	44	12	7	19	-8	51	2	0	0	0	92	13.0
3	Grant Ledyard	50	2	14	16	-2	45	1	0	0	0	79	2.5
34	Gord Donnelly	60	3	8	11	5	221	0	0	0	0	38	7.9
29	Bob Corkum	68	6	4	10	-3	38	0	1	1	0	69	8.7
5	Mike Ramsey	33	2	8	10	4	20	0	0	0	0	27	7.4
9	Viktor Gordiounk*	16	3	6	9	4	0	0	0	0	0	24	12.5
24	Randy Moller	35	2	7	9	6	83	0	0	0	0	25	8.0
23	Bill Houlder	15	3	5	8	5	6	0	0	0	1	29	10.3
17	Colin Patterson	36	4	2	6	-2	22	0	1	0	0	30	13.3
6	Keith Carney*	30	2	4	6	3	55	0	0	1	0	26	7.7
32	Rob Ray	68	3	2	5	-3	211	1	0	0	0	28	10.7
12	Bob Errey	8	1	3	4	2	4	0	0	0	0	9	11.1
4	Philippe Boucher*	18	0	4	4	1	14	0	0	0	0	28	0.0
21	Scott Thomas*	7	1	1	2	2	15	0	0	0	0	4	25.0
36	Matthew Barnaby*	2	1	0	1	0	10	1	0	0	0	8	12.5
44	Doug Macdonald*	5	1	0	1	0	2	0	0	0	0	1	100
15	Greg Brown	10	0	1	1	-5	6	0	0	0	0	10	0.0
31	Daren Puppa	24	0	1	1	0	0	0	0	0	0	0	0.0
35	Tom Draper	11	0	1	1	0	2	0	0	0	0	0	0.0
12	Peter Ciavaglia*	3	0	0	0	0	0	0	0	0	0	2	0.0
39	Dominik Hasek	28	0	0	0	0	0	0	0	0	0	0	0.0
31	Grant Fuhr	29	0	0	0	0	10	0	0	0	0	0	0.0
NO.	GOALTENDER	GP	MIN	GAA	W	L	T	EN	SO	GA	SA	SV%	
31	Daren Puppa	24	1305	3.58	11	5	4	0	0	78	706	.890	
39	Dominik Hasek	28	1429	3.15	11	10	4	1	0	75	720	.896	
31	Grant Fuhr	29	1694	3.47	11	15	2	3	0	98	903	.891	
35	Tom Draper	11	664	3.70	5	6	0	1	0	41	344	.881	
	TEAM TOTALS	84	5104	3.49	38	36	10	5	0	297	2678	.889	

*Rookie

1993-94 REGULAR SEASON SCORING

NO.	PLAYER	GP	G	A	PTS	+/-	PIM	SH	GW	GT	SHOTS	%	
10	Dale Hawerchuk	81	35	51	86	10	91	13	1	7	0	227	15.4
89	Alexander Mogilny	66	32	47	79	8	22	17	0	7	1	258	12.4
28	Donald Audette	77	29	30	59	2	41	16	1	4	0	207	14.0
13	Yuri Khmylev	72	27	31	58	13	49	11	0	4	0	171	15.8
26	Derek Plante*	77	21	35	56	4	24	8	1	2	0	147	14.3
27	Brad May	84	18	27	45	-6	171	3	0	3	0	166	10.8
42	Richard Smehlik	84	14	27	41	22	69	3	3	1	1	106	13.2
8	Doug Bodger	75	7	32	39	8	76	5	1	1	0	144	4.9
19	Randy Wood	84	22	16	38	11	71	2	2	5	0	161	13.7
18	Wayne Presley	65	17	8	25	18	103	1	5	1	0	93	18.3
20	Bob Sweeney	60	11	14	25	3	94	3	3	1	0	76	14.5
41	Ken Sutton	78	4	20	24	-6	71	1	0	0	0	95	4.2
14	Dave Hannan	83	6	15	21	10	53	0	3	1	0	40	15.0
16	Pat LaFontaine	16	5	13	18	-4	2	1	0	0	0	40	12.5
22	Craig Simpson	22	8	8	16	-2	8	2	0	2	0	28	28.6
7	Petr Svoboda	60	2	14	16	11	89	1	0	0	0	80	2.5
4	Philippe Boucher*	38	6	8	14	-1	29	4	0	1	0	67	9.0
43	Jason Dawe*	32	6	7	13	1	12	3	0	1	0	35	17.1
24	Randy Moller	78	2	11	13	-5	154	0	0	0	0	77	2.6
5													

YEAR-BY-YEAR RESULTS RECORD BOOK



1994-95 22-19-7, 4TH PLACE NORTHEAST DIVISION

Jan. 20	@ NY Rangers	2-1	W
Jan. 22	@ Tampa Bay	5-2	W
Jan. 25	New Jersey	2-1	W
Jan. 27	Quebec	3-7	L
Jan. 28	@ Ottawa	2-2	T
Jan. 31	@ New Jersey	1-2	L
Feb. 2	@ Washington	1-0	W
Feb. 4	@ Philadelphia	2-4	L
Feb. 5	Tampa Bay	2-1	W
Feb. 7	Washington	2-1	W
Feb. 11	@ NY Islanders	1-2	L
Feb. 12	Boston	1-2	L
Feb. 15	NY Rangers	1-2	L
Feb. 19	@ Pittsburgh	3-3	T
Feb. 22	NY Islanders	3-3	T
Feb. 25	@ Hartford	3-1	W
Feb. 26	NY Rangers	2-4	L
Mar. 2	Pittsburgh	6-3	W
Mar. 4	@ Quebec	1-1	T
Mar. 5	Montreal	4-1	W
Mar. 8	@ Montreal	2-2	T
Mar. 11	@ Pittsburgh	2-6	L
Mar. 14	@ Florida	2-1	W*
Mar. 16	NY Islanders	6-3	W
Mar. 18	@ Ottawa	3-4	L*
Mar. 19	Tampa Bay	1-6	L
Mar. 21	Pittsburgh	2-3	L
Mar. 24	Florida	3-0	W
Mar. 26	@ Philadelphia	1-3	L
Mar. 28	Quebec	5-3	W
Mar. 30	Ottawa	7-0	W
Apr. 1	@ NY Islanders	5-1	W
Apr. 4	Hartford	6-3	W
Apr. 6	@ Boston	1-1	T
Apr. 8	@ Hartford	2-4	L
Apr. 9	Boston	5-6	L
Apr. 12	@ NY Rangers	1-3	L
Apr. 14	@ Quebec	2-5	L
Apr. 16	Ottawa	2-1	W
Apr. 18	Hartford	1-2	L
Apr. 19	@ Boston	1-4	L
Apr. 23	Philadelphia	4-2	W

* - overtime decision

1995-96 33-42-7, 5TH PLACE NORTHEAST DIVISION

Oct. 7	@ Ottawa	3-1	W
Oct. 9	@ Boston	3-5	L
Oct. 13	Anaheim	1-4	L
Oct. 15	New Jersey	3-4	L
Oct. 18	Edmonton	4-1	W
Oct. 20	NY Rangers	1-3	L
Oct. 22	St. Louis	5-2	W
Oct. 24	@ Dallas	0-3	L
Oct. 27	@ Colorado	4-5	L
Oct. 29	@ Chicago	3-6	L
Nov. 1	Detroit	2-1	W
Nov. 3	Pittsburgh	3-3	T
Nov. 5	Winnipeg	3-4	L
Nov. 8	San Jose	7-2	W
Nov. 11	@ Florida	1-4	L
Nov. 12	@ Tampa Bay	6-4	W
Nov. 15	Dallas	2-1	W
Nov. 18	@ New Jersey	5-4	W
Nov. 19	Ottawa	6-0	W
Nov. 24	NY Islanders	1-1	T
Nov. 25	@ Pittsburgh	3-5	L
Nov. 27	@ St. Louis	2-0	W
Nov. 29	@ NY Rangers	3-5	L
Dec. 1	Hartford	2-1	W
Dec. 2	@ Boston	4-6	L
Dec. 7	@ Philadelphia	3-7	L
Dec. 8	Washington	2-2	T
Dec. 11	Tampa Bay	1-6	L
Dec. 13	Colorado	4-3	W
Dec. 15	NY Rangers	5-4	W
Dec. 16	@ New Jersey	3-2	W
Dec. 20	Montreal	2-1	W
Dec. 22	Boston	2-3	L*
Dec. 23	@ Ottawa	4-2	W
Dec. 26	@ Pittsburgh	3-6	L
Dec. 27	Ottawa	3-4	L
Dec. 29	Chicago	2-5	L
Dec. 31	NY Islanders	2-5	L
Jan. 5	Toronto	3-1	W
Jan. 6	@ Montreal	7-6	W
Jan. 10	@ Winnipeg	1-4	L
Jan. 12	@ Calgary	1-3	L
Jan. 13	@ Edmonton	4-5	L*
Jan. 17	Pittsburgh	0-1	L
Jan. 24	Hartford	4-2	W
Jan. 26	@ Washington	0-1	L
Jan. 27	@ Florida	3-6	L
Jan. 30	@ NY Islanders	4-5	L*
Jan. 31	Florida	6-1	W
Feb. 3	@ Boston	2-4	L
Feb. 4	Tampa Bay	2-5	L
Feb. 7	Boston	2-1	W*
Feb. 8	@ Philadelphia	2-1	W
Feb. 10	@ Toronto	2-2	T
Feb. 14	Los Angeles	2-2	T
Feb. 16	New Jersey	2-2	T
Feb. 17	@ Hartford	1-2	L*
Feb. 21	Pittsburgh	6-3	W
Feb. 23	Philadelphia	7-2	W
Feb. 25	Florida	6-1	W
Feb. 28	@ Ottawa	3-2	W*
Mar. 1	@ NY Rangers	3-3	T
Mar. 3	Vancouver	0-3	L
Mar. 6	@ Vancouver	2-5	L
Mar. 8	@ Anaheim	2-3	L*
Mar. 10	@ San Jose	4-6	L
Mar. 13	@ Los Angeles	6-2	W
Mar. 15	Calgary	1-3	L
Mar. 16	@ Hartford	1-2	L
Mar. 18	@ Montreal	2-3	L
Mar. 22	Montreal	1-4	L
Mar. 23	@ Pittsburgh	7-5	W
Mar. 27	@ Detroit	2-4	L
Mar. 29	Philadelphia	5-6	L*
Mar. 31	Boston	5-6	L
Apr. 1	@ Montreal	6-4	W
Apr. 3	Washington	1-5	L
Apr. 5	@ Tampa Bay	4-3	W
Apr. 6	@ NY Islanders	0-3	L
Apr. 10	Ottawa	5-2	W
Apr. 13	@ Washington	3-2	W
Apr. 14	Hartford	4-1	W

* - overtime decision

1994-95 REGULAR-SEASON SCORING

NO.	PLAYER	GP	G	A	PTS	+/-	PIM	PP	SH	GW	GT	SHOTS	%
89	Alexander Mogilny	44	19	28	47	0	36	12	0	2	1	148	12.8
28	Donald Audette	46	24	13	37	-3	27	13	0	7	0	124	19.4
16	Pat LaFontaine	22	12	15	27	2	4	6	1	3	1	54	22.2
13	Yuri Khmylev	48	8	17	25	8	14	2	1	1	0	71	11.3
26	Derek Plante	47	3	19	22	-4	12	2	0	0	0	94	3.2
8	Doug Bodger	44	3	17	20	-3	47	2	0	0	0	87	3.4
18	Wayne Presley	46	14	5	19	5	41	0	5	2	0	90	15.6
10	Dale Hawerchuk	23	5	11	16	-2	2	2	0	2	0	56	8.9
14	Dave Hannan	42	4	12	16	3	32	0	2	0	0	36	11.1
43	Jason Dawe	42	7	4	11	-6	19	0	1	2	0	51	13.7
17	Craig Simpson	24	4	7	11	-5	26	1	0	0	1	20	20.0
42	Richard Smehlik	39	4	7	11	5	46	0	1	1	0	49	8.2
3	Garry Galley	14	1	9	10	4	10	1	0	0	0	31	3.2
20	Bob Sweeney	45	5	4	9	-6	18	1	2	0	0	47	10.6
44	Alexei Zhitnik	21	2	5	7	-3	34	1	0	0	0	33	6.1
27	Brad May	33	3	3	6	5	87	1	0	0	0	42	7.1
22	Charlie Huddy	32	2	4	6	-1	36	1	0	0	0	40	5.0
5	Craig Muni	40	0	6	6	-4	36	0	0	0	0	32	0.0
24	Phillippe Boucher	9	1	4	5	6	0	0	0	0	0	15	6.7
7	Petr Svoboda	26	0	5	5	-5	60	0	0	0	0	22	0.0
33	Mark Astley*	14	2	1	3	-2	12	0	0	0	0	21	9.5
29	Scott Pearson	14	2	1	3	-3	20	0	0	0	0	19	10.5
41	Ken Sutton	12	1	2	3	-2	30	0	0	1	0	12	8.3
6	Doug Houda	28	1	2	3	1	68	0	0	0	0	21	4.8
19	Brian Holzinger*	4	0	3	3	2	0	0	0	0	0	3	0.0
32	Rob Ray	47	0	3	3	-4	173	0	0	0	0	7	0.0
37	Curtis Brown*	1	1	1	2	2	2	0	0	0	0	4	25.0
36	Matthew Barnaby	23	1	1	2	-2	116	0	0	0	0	27	3.7
9	Viktor Gordiounk*	10	0	2	2	-3	0	0	0	0	0	10	0.0
76	Wayne Primeau*	1	1	0	1	-2	0	0	0	1	0	2	50.0
12	Peter Ambroziak*	12	0	1	1	-1	0	0	0	0	0	3	0.0
44	Doug Macdonald*	2	0	0	0	-1	0	0	0	0	0	0	0.0
31	Grant Fuhr	3	0	0	0	0	0	0	0	0	0	0	0.0
29	Denis Tsygurov*	4	0	0	0	-1	4	0	0	0	0	4	0.0
3	Dean Melanson*	5	0	0	0	-1	4	0	0	0	0	1	0.0
35	Robb Stauber	6	0	0	0	0	0	0	0	0	0	0	0.0
39	Dominik Hasek	41	0	0	0	0	2	0	0	0	0	0	0.0
NO.	GOALTENDER	GP	MIN	GAA	W	L	T	EN	SO	GA	SA	SV%	
39	Dominik Hasek	41	2416	2.11	19	14	7	2	5	85	1221	.930	
35	Robb Stauber	6	317	3.79	2	3	0	0	0	20	150	.867	
31	Grant Fuhr	3	180	4.00	1	2	0	0	0	12	85	.859	
	TEAM TOTALS	48	2920	2.45	22	19	7	2	5	119	1458	.918	

*Rookie

1995-96 REGULAR-SEASON SCORING

NO.	PLAYER	GP	G	A	PTS	+/-	PIM	PP	SH	GW	GT	SHOTS	%
16	Pat LaFontaine	76	40	51	91	-8	36	15	3	7	1	224	17.9
12	Randy Burridge	74	25	33	58	0	30	6	0	3	0	154	16.2
26	Derek Plante	76	23	33	56	-4	28	4	0	5	0	203	11.3
3	Garry Galley	78	10	44	54	-2	81	7	1	2	0	175	5.7
43	Jason Dawe	67	25	25	50	-8	33	8	1	0	2	130	19.2
10	Brad May	79	15	29	44	6	295	3	0	4	0	168	8.9
44	Alexei Zhitnik	80	6	30	36	-25	58	5	0	0	0	193	3.1
36	Matthew Barnaby	73	15	16	31	-2	335	0	0	0	0	131	11.5
27	Michael Peca	68	11	20	31	-1	67	4	3	1	0	109	10.1
13	Yuri Khmylev	66	8	20	28	-12	40	5	1	1	1	123	6.5
28	Donald Audette	23	12	13	25	0	18	8	0	1	0	92	13.0
19	Brian Holzinger*	58	10	10	20	-21	37	5	0	1	0	71	14.1
21	Mark Astley	60	2	18	20	-12	80	0	0	0	0	80	2.5
41	Dave Hannan	57	6	10	16	2	30	1	1	2	0	40	15.0
17	Brent Hughes	76	5	10	15	-9	148	0	0	0	0	56	8.9
34	Mike Wilson*	58	4	8	12	13	41	1	0	1	0	52	7.7
18	Michal Grossek	22	6	4	10	0	31	2	0	1	1	33	18.2
22	Charlie Huddy	52	5	5	10	-5	59	2	0	1	0	57	8.8
24	Dane Jackson*	22	5	4	9	3	41	0	0	1	0	20	25.0
32	Rob Ray	71	3	6	9	-8	287	0	0	0	1	21	14.3
8	Darryl Shannon	26	2	6	8	10	20	0	0	0	0	25	8.0
25	Rob Conn	28	2	5	7	-9	18	0	0	0	0	36	5.6
8	Doug Bodger	16	0	5	5	-6	18	0	0	0	0	27	0.0
33	Scott Pearson	27	4	0	4	-4	67	0	0	1	0	26	15.4
15	Dixon Houda	8	2	2	4	1	6	0	0	1	0	12	16.7
6	Doug Houda	38	1	3	4	3	52	0	0	0	0	21	4.8
5	Craig Muni	47	0	4	4	-12	69	0	0	0	0	25	0.0
38	Jay McKee*	1	0	1	1	1	2	0	0	0	0	2	0.0
4	Bob Boughner*	31	0	1	1	3	104	0	0	0	0	14	0.0
39	Dominik Hasek	59	0	1	1	0	6	0	0	0	0	0	0.0
99	Vaclav Varada*	1	0	0	0	0	0	0	0	0	0	2	0.0
45	Scott Nichol*	2	0	0	0	0	10	0	0				

1996-97 40-30-12, 1ST PLACE NORTHEAST DIVISION

Oct. 4	@ Edmonton	3-4	L	Jan. 9	@ Los Angeles	3-6	L
Oct. 6	@ Calgary	0-3	L	Jan. 10	@ Anaheim	2-5	L
Oct. 9	@ Vancouver	2-1	W	Jan. 12	@ Phoenix	3-2	W*
Oct. 12	Detroit	1-6	L	Jan. 15	@ NY Islanders	2-1	W
Oct. 15	Tampa Bay	0-4	L	Jan. 20	Chicago	2-1	W
Oct. 17	Pittsburgh	4-1	W	Jan. 22	Montreal	6-1	W
Oct. 18	@ Washington	4-1	W	Jan. 24	Edmonton	1-3	L
Oct. 24	Montreal	6-3	W	Jan. 25	Hartford	1-5	L
Oct. 26	Hartford	6-3	W	Jan. 29	Pittsburgh	3-1	W
Oct. 27	@ NY Rangers	4-6	L	Jan. 31	Dallas	3-1	W
Oct. 30	@ Dallas	0-2	L	Feb. 2	Washington	2-2	T
Nov. 1	@ St. Louis	4-2	W	Feb. 4	@ Philadelphia	1-1	T
Nov. 2	@ Colorado	0-0	T	Feb. 6	Florida	1-1	T
Nov. 7	Philadelphia	2-5	L	Feb. 8	@ Tampa Bay	3-1	W
Nov. 9	@ Hartford	3-4	L*	Feb. 9	Ottawa	2-1	W
Nov. 11	Florida	3-2	W*	Feb. 12	Montreal	2-2	T
Nov. 12	@ Pittsburgh	0-3	L	Feb. 16	San Jose	6-2	W
Nov. 14	Colorado	5-4	W	Feb. 18	Calgary	5-5	T
Nov. 19	@ Toronto	3-4	L	Feb. 21	NY Islanders	5-2	W
Nov. 21	Toronto	6-3	W	Feb. 23	Boston	5-1	W
Nov. 23	@ Boston	3-2	W*	Feb. 27	@ New Jersey	1-4	L
Nov. 26	@ Florida	3-4	L	Mar. 1	@ Ottawa	3-1	W
Nov. 27	@ Tampa Bay	3-0	W	Mar. 5	Pittsburgh	4-2	W
Nov. 29	Ottawa	3-0	W	Mar. 8	@ Montreal	3-3	T
Nov. 30	@ NY Islanders	3-2	W	Mar. 9	New Jersey	1-4	L
Dec. 4	Vancouver	6-7	L*	Mar. 11	Philadelphia#	3-2	W*
Dec. 6	Anaheim	1-1	T	Mar. 15	@ Philadelphia	7-5	W
Dec. 7	@ Hartford	4-6	L	Mar. 17	Boston##	5-1	W
Dec. 11	@ Montreal	3-2	W*	Mar. 18	@ Pittsburgh	3-5	L
Dec. 13	NY Rangers	0-3	L	Mar. 21	@ Washington	4-1	W
Dec. 14	@ Boston	4-0	W	Mar. 22	@ Florida	2-3	L
Dec. 18	Tampa Bay	5-3	W	Mar. 26	NY Islanders	2-3	L*
Dec. 20	Los Angeles	6-2	W	Mar. 28	@ Detroit	1-2	L*
Dec. 21	@ Ottawa	3-2	W	Mar. 30	@ Chicago	2-3	L
Dec. 23	@ New Jersey	0-0	T	Apr. 1	@ NY Rangers	1-1	T
Dec. 26	Hartford	5-1	W	Apr. 2	Ottawa	0-2	L
Dec. 28	@ Pittsburgh	0-2	L	Apr. 4	NY Rangers	5-1	W
Dec. 31	New Jersey	6-5	W	Apr. 7	@ Hartford	2-4	L
Jan. 3	St. Louis	2-2	T	Apr. 10	@ Boston	5-1	W
Jan. 5	Phoenix	5-1	W	Apr. 12	@ Ottawa	0-1	L
Jan. 7	@ San Jose	1-1	T	Apr. 13	Washington	3-8	L

* - overtime decision # - rescheduled from March 16 ## - rescheduled from Nov. 16

1997-98 36-29-17, 3RD PLACE NORTHEAST DIVISION

Oct. 1	@ St. Louis	3-1	W	Jan. 8	@ Los Angeles	2-2	T
Oct. 3	@ Washington	2-6	L	Jan. 10	@ San Jose	2-5	L
Oct. 5	@ Tampa Bay	1-1	T	Jan. 14	@ Toronto	4-1	W
Oct. 7	Dallas	2-4	L	Jan. 15	Vancouver	6-2	W
Oct. 9	Washington	5-2	W	Jan. 20	@ Philadelphia	0-3	L
Oct. 11	@ New Jersey	2-3	L	Jan. 21	Carolina	2-1	W
Oct. 15	@ Carolina	3-3	T	Jan. 23	Tampa Bay	4-1	W
Oct. 17	Montreal	1-5	L	Jan. 27	St. Louis	3-3	T
Oct. 19	@ Chicago	2-5	L	Jan. 30	Phoenix	3-3	T
Oct. 22	Calgary	4-1	W	Feb. 1	@ Florida	5-2	W
Oct. 26	@ Phoenix	1-6	L	Feb. 2	@ Tampa Bay	7-3	W
Oct. 28	@ Colorado	2-3	L	Feb. 4	Boston	2-2	T
Oct. 31	@ Carolina	3-2	W*	Feb. 6	Pittsburgh	2-2	T
Nov. 1	@ Florida	4-3	W*	Feb. 7	@ Montreal	4-1	W
Nov. 6	Florida	2-4	L	Feb. 25	Toronto	2-2	T
Nov. 8	@ Pittsburgh	2-2	T	Feb. 26	@ Boston	1-1	T
Nov. 10	Edmonton	4-4	T	Mar. 1	@ Washington	3-0	W
Nov. 13	Washington	2-3	L	Mar. 2	@ NY Rangers	1-0	W
Nov. 15	New Jersey	2-3	L	Mar. 6	NY Islanders	2-4	L
Nov. 20	@ Boston	5-0	W	Mar. 7	@ Montreal	2-1	W
Nov. 22	NY Islanders	6-1	W	Mar. 10	@ NY Islanders	2-2	T
Nov. 24	@ Pittsburgh	1-5	L	Mar. 12	San Jose	3-1	W
Nov. 26	Philadelphia	1-3	L	Mar. 14	@ Pittsburgh	1-2	L
Nov. 28	NY Rangers	3-3	T	Mar. 15	Pittsburgh	3-0	W
Dec. 1	@ Philadelphia	1-1	T	Mar. 17	Chicago	3-5	L
Dec. 3	Anaheim	4-0	W	Mar. 19	Florida	6-1	W
Dec. 5	Tampa Bay	4-0	W	Mar. 21	Boston	1-2	L
Dec. 6	@ Ottawa	0-3	L	Mar. 24	@ Calgary	2-0	W
Dec. 11	@ Boston	1-2	L	Mar. 26	@ Vancouver	5-2	W
Dec. 12	Carolina	3-2	W*	Mar. 27	@ Edmonton	1-0	W
Dec. 15	@ Dallas	4-8	L	Mar. 29	@ Detroit	2-4	L
Dec. 17	@ NY Islanders	0-4	L	Apr. 1	Los Angeles	4-0	W
Dec. 19	Montreal	1-0	W	Apr. 3	Boston	5-4	W
Dec. 21	@ NY Rangers	2-0	W	Apr. 5	Ottawa	0-1	L
Dec. 23	Detroit	1-3	L	Apr. 8	Carolina	3-1	W
Dec. 26	NY Rangers	3-0	W	Apr. 10	Montreal	2-1	W
Dec. 27	@ Carolina	1-4	L	Apr. 11	@ Ottawa	4-4	T
Dec. 29	New Jersey	1-3	L	Apr. 13	Philadelphia	2-1	W
Dec. 31	Ottawa	3-0	W	Apr. 15	@ New Jersey	4-5	L*
Jan. 2	Colorado	2-2	T	Apr. 18	@ Montreal	3-3	T
Jan. 7	@ Anaheim	3-2	W	Apr. 19	Ottawa	1-2	L

* - overtime decision

1996-97 REGULAR-SEASON SCORING

NO.	PLAYER	GP	G	A	PTS	+/-	PIM	PP	SH	GW	GT	SHOTS	%
26	Derek Plante	82	27	26	53	14	24	5	0	6	1	191	14.1
19	Brian Holzinger	81	22	29	51	9	54	2	2	6	0	142	15.5
28	Donald Audette	73	28	22	50	-6	48	8	0	5	1	182	15.4
27	Michael Pecca	79	20	29	49	26	80	5	6	4	0	137	14.6
43	Jason Dawe	81	22	26	48	14	32	4	1	3	0	136	16.2
15	Dixon Ward	79	13	32	45	17	36	1	2	4	0	93	14.0
36	Matthew Barnaby	68	19	24	43	16	249	2	0	1	0	121	15.7
3	Garry Galley	71	4	34	38	10	102	1	1	1	0	84	4.8
18	Michal Grosek	82	15	21	36	25	71	1	0	2	1	117	12.8
44	Alexei Zhitnik	80	7	28	35	10	95	3	1	0	1	170	4.1
12	Randy Burridge	55	10	21	31	17	20	1	3	0	0	85	11.8
8	Darryl Shannon	82	4	19	23	23	112	1	0	1	0	94	4.3
4	Mike Wilson	77	2	9	11	13	51	0	0	1	0	57	3.5
81	Miroslav Satan	12	8	2	10	1	4	2	0	1	0	29	27.6
32	Rob Ray	82	7	3	10	3	286	0	0	1	0	45	15.6
74	Jay McKee*	43	1	9	10	3	35	0	0	0	0	29	3.4
16	Pat LaFontaine	13	2	6	8	-8	4	1	0	0	0	38	5.3
38	Barrie Moore*	31	2	6	8	1	18	1	0	0	0	42	4.8
6	Bob Boughner	77	1	7	8	12	225	0	0	0	0	34	2.9
37	Curtis Brown*	28	4	3	7	4	18	0	0	1	0	31	12.9
10	Brad May	42	3	4	7	-8	106	1	0	1	0	75	4.0
93	Anatoli Semenov	25	2	4	6	-3	2	1	0	1	0	21	9.5
76	Wayne Primeau*	45	2	4	6	-2	64	1	0	0	0	25	8.0
5	Ed Ronan	18	1	4	5	4	11	0	0	0	0	10	10.0
39	Dominik Hasek	67	0	3	3	0	30	0	0	0	0	0	0.0
22	Charlie Huddy	1	0	0	0	-1	0	0	0	0	0	0	0.0
40	Rumun Ndur*	2	0	0	0	1	2	0	0	0	0	0	0.0
30	Andrei Trefilov	3	0	0	0	0	0	0	0	0	0	0	0.0
25	Vaclav Varada*	5	0	0	0	0	2	0	0	0	0	2	0.0
31	Steve Shields*	13	0	0	0	0	4	0	0	0	0	0	0.0
39	Dominik Hasek	67	4037	2.27	37	20	10	3	5	153	2177	.930	
31	Steve Shields*	13	789	2.97	3	8	2	2	0	39	447	.913	
30	Andrei Trefilov	3	159	3.77	0	2	0	1	0	10	98	.898	
TEAM TOTALS		82	5003	2.49	40	30	12	6	5	208	2728	.924	

*Rookie

1997-98 REGULAR-SEASON SCORING

NO.	PLAYER	GP	G	A	PTS	+/-	PIM	PP	SH	GW	GT	SHOTS	%
81	Miroslav Satan	79	22	24	46	2	34	9	0	4	0	139	15.8
44	Alexei Zhitnik	78	15	30	45	19	102	2	3	3	2	191	7.9
28	Donald Audette	75	24	20	44	10	59	10	0	5	1	198	12.1
27	Michael Pecca	61	18	22	40	12	57	6	5	1	1	132	13.6
17	Jason Dawe	68	19	17	36	10	36	4	1	3	1	115	16.5
19	Brian Holzinger	69	14	21	35	-2	36	4	2	1	1	116	12.1
5	Jason Woolley	71	9	26	35	8	35	3	0	2	1	129	7.0
26	Derek Plante	72	13	21	34	8	26	5	0	1	0	150	8.7
18	Michal Grosek	67	10	20	30	9	60	2	0	1	0	114	8.8
36	Matthew Barnaby	72	5	20	25	8	289	0	0	2	0	96	5.2
37	Curtis Brown	63	12	12	24	11	34	1	1	2	1	91	13.2
15	Dixon Ward	71	10	13	23	9	42	0	2	3	1	99	10.1
8	Darryl Shannon	76	3	19	22	26	56	1	0	1	0	85	3.5
42	Richard Smehlik	72	3	17	20	11	62	0	1	0	0	90	3.3
74	Jay McKee	56	1	13	14	-1	42	0	0	0	0	55	1.8
22	Wayne Primeau	69	6	6	12	9	87	2	0	1	0	51	11.8
25	Vaclav Varada*	27	5	6	11	0	15	0	0	1	1	27	18.5
10	Brad May	36	4	7	11	2	113	0	0	0	0	41	9.8
12	Randy Burridge	30	4	6	10	0	0	1	0	1	0	40	10.0
80	Geoff Sanderson	26	4	5	9	6	20	0	0	2	0	72	5.6
4	Mike Wilson	66	4	4	8	13	48	0	0	1	0	52	7.7
4	Rob Ray	63	2	4	6	2	234	1	0	1	0	19	10.5
32	Erik Rasmussen*	21	2	3	5	2	14	0	0	0	0	28	7.1
6	Bob Boughner	69	1	3	4	5	165	0	0	0	0	26	3.8
24	Paul Kruse	12	1	1	2	1	49	0	0	0	0	8	12.5
39	Dominik Hasek	72	0	2	2	0	12	0	0	0	0	0	0.0
40	Rumun Ndur*	1	0	0	0	-1	2	0	0	0	0	0	0.0
21	Mike Hurlbut	3	0	0	0	-1	2	0	0	0	0	3	0.0
45	Scott Nichol*	3											

1998-99 37-28-17, 4TH PLACE NORTHEAST DIVISION

Oct. 10	@ Dallas	1-4	L	Jan. 18	@ Florida	4-0	W
Oct. 12	@ Colorado	3-0	W	Jan. 19	@ Tampa Bay	1-2	L
Oct. 16	Florida	2-2	T	Jan. 26	Phoenix	1-1	T
Oct. 17	@ Montreal	4-3	W	Jan. 28	Nashville	2-4	L
Oct. 23	Washington	0-1	L	Jan. 30	Los Angeles	4-1	W
Oct. 24	@ NY Islanders	4-5	L	Feb. 2	@ Pittsburgh	3-5	L
Oct. 27	@ NY Rangers	0-0	T	Feb. 3	Colorado	3-5	L
Oct. 30	Toronto	4-1	W	Feb. 6	@ Montreal	2-3	L
Oct. 31	@ Toronto	6-3	W	Feb. 7	@ Washington	1-3	L
Nov. 3	Boston	4-2	W	Feb. 9	@ Ottawa	1-1	T
Nov. 7	@ Philadelphia	2-2	T	Feb. 11	Montreal	5-2	W
Nov. 10	Ottawa	2-2	T	Feb. 13	NY Islanders	2-2	T
Nov. 12	@ Washington	2-0	W	Feb. 15	Carolina	3-2	W
Nov. 14	Chicago	6-1	W	Feb. 17	Toronto	2-3	L*
Nov. 20	Toronto	4-1	W	Feb. 19	San Jose	4-2	W
Nov. 21	@ Toronto	1-2	L	Feb. 21	Detroit	4-4	T
Nov. 25	NY Rangers	4-2	W	Feb. 24	@ Calgary	2-2	T
Nov. 28	@ Florida	2-6	L	Feb. 26	@ Edmonton	3-6	L
Nov. 29	@ Tampa Bay	6-3	W	Feb. 28	@ Vancouver	2-0	W
Dec. 2	Florida	2-1	W	Mar. 3	Edmonton	3-5	L
Dec. 4	Philadelphia	3-0	W	Mar. 5	Dallas	2-1	W
Dec. 5	@ Nashville	3-1	W	Mar. 7	Philadelphia	1-1	T
Dec. 8	@ St. Louis	2-2	T	Mar. 8	@ Carolina	1-4	L
Dec. 11	NY Rangers	2-0	W	Mar. 11	Tampa Bay	2-5	L
Dec. 12	@ Boston	4-1	W	Mar. 13	Boston	3-1	W
Dec. 18	Montreal	4-2	W	Mar. 15	NY Islanders	2-1	W
Dec. 19	Carolina	2-3	L	Mar. 19	@ NY Rangers	3-2	W*
Dec. 21	@ Carolina	4-1	W	Mar. 23	@ New Jersey	1-1	T
Dec. 23	Tampa Bay	2-0	W	Mar. 24	@ Detroit	1-2	L
Dec. 26	@ New Jersey	2-0	W	Mar. 27	@ Pittsburgh	1-1	T
Dec. 28	New Jersey	4-7	L	Mar. 28	Pittsburgh	4-3	W*
Dec. 30	Ottawa	2-3	L*	Mar. 31	@ Chicago	1-2	L
Jan. 1	Anaheim	2-7	L	Apr. 3	@ Montreal	1-2	L
Jan. 2	Calgary	7-1	W	Apr. 5	Pittsburgh	3-1	W
Jan. 6	@ Anaheim	3-2	W*	Apr. 6	@ NY Islanders	4-3	W
Jan. 7	@ Los Angeles	2-4	L	Apr. 9	Florida	3-1	W
Jan. 9	@ San Jose	2-2	T	Apr. 10	@ Ottawa	1-1	T
Jan. 11	@ Phoenix	0-1	L	Apr. 13	@ Philadelphia	2-2	T
Jan. 13	St. Louis	2-4	L	Apr. 14	New Jersey	1-2	L
Jan. 15	Boston	2-1	W	Apr. 17	@ Boston	1-2	L*
Jan. 16	@ Ottawa	1-1	T	Apr. 18	Washington	3-0	W

* - overtime decision

1999-00 35-32-11-4, 3RD PLACE NORTHEAST DIVISION

Oct. 2	@ Detroit	0-2	L	Jan. 8	@ Ottawa	7-4	W
Oct. 8	Washington	2-3	L	Jan. 13	@ Boston	0-0	T
Oct. 9	@ Atlanta	5-5	T	Jan. 14	Montreal	1-2	L
Oct. 11	Phoenix	2-2	T	Jan. 17	@ Anaheim	5-0	W
Oct. 16	@ Montreal	1-2	L	Jan. 18	@ Los Angeles	3-5	L
Oct. 17	@ Philadelphia	2-5	L	Jan. 20	@ Phoenix	1-2	L
Oct. 20	Nashville	3-4	L	Jan. 22	@ Carolina	1-4	L
Oct. 22	Carolina	7-3	W	Jan. 25	Tampa Bay	2-1	W
Oct. 23	@ Ottawa	0-4	L	Jan. 28	Ottawa	1-0	W
Oct. 27	Tampa Bay	4-3	W	Jan. 29	@ Boston	0-1	L
Oct. 29	Florida	3-2	W*	Feb. 1	Anaheim	2-2	T
Oct. 30	@ Boston	0-3	L	Feb. 3	Ottawa	4-2	W
Nov. 3	@ Dallas	3-1	W	Feb. 8	@ Colorado	2-0	W
Nov. 4	@ Chicago	5-4	W*	Feb. 10	@ Nashville	2-1	W*
Nov. 6	NY Islanders	2-1	W	Feb. 12	@ Philadelphia	2-3	O*
Nov. 10	Boston	6-2	W	Feb. 13	Edmonton	2-2	T
Nov. 12	@ Tampa Bay	2-4	L	Feb. 16	@ Pittsburgh	1-1	T
Nov. 13	@ Florida	1-3	L	Feb. 17	Vancouver	1-2	L
Nov. 16	@ Pittsburgh	2-3	L	Feb. 19	Los Angeles	4-1	W
Nov. 19	@ Atlanta	4-0	W	Feb. 21	New Jersey	3-2	W
Nov. 20	Atlanta	4-3	W	Feb. 25	NY Rangers	3-6	L
Nov. 24	Washington	5-2	W	Feb. 26	@ Toronto	2-5	L
Nov. 26	St. Louis	0-2	L	Feb. 28	@ Florida	5-2	W
Nov. 28	@ Tampa Bay	3-2	W*	Mar. 1	@ NY Rangers	3-3	T
Nov. 30	Pittsburgh	1-4	L	Mar. 4	@ NY Islanders	2-4	L
Dec. 2	Philadelphia	2-4	L	Mar. 5	@ Washington	1-2	L
Dec. 4	NY Rangers	1-1	T	Mar. 8	Boston	2-1	W*
Dec. 6	@ Toronto	2-3	O*	Mar. 10	Montreal	2-3	L
Dec. 8	Ottawa	0-0	T	Mar. 12	NY Islanders	4-2	W
Dec. 10	Chicago	2-1	W	Mar. 15	@ San Jose	5-6	O*
Dec. 14	Philadelphia	3-1	W	Mar. 16	@ Vancouver	3-6	L
Dec. 17	Florida	2-4	L	Mar. 18	@ Calgary	5-1	W
Dec. 18	@ NY Islanders	2-2	T	Mar. 20	Montreal	4-1	W
Dec. 21	@ NY Rangers	3-1	W	Mar. 23	Calgary	4-2	W
Dec. 23	Colorado	2-1	W	Mar. 27	@ Carolina	5-1	W
Dec. 27	@ New Jersey	1-4	L	Mar. 31	Carolina	1-3	L
Dec. 28	Detroit	2-7	L	Apr. 1	@ Montreal	2-0	W
Jan. 1	Toronto	8-1	W	Apr. 3	Toronto	3-2	W
Jan. 3	@ Toronto	2-6	L	Apr. 6	@ New Jersey	5-0	W
Jan. 4	Atlanta	4-5	L	Apr. 7	Pittsburgh	1-2	O*
Jan. 6	New Jersey	3-6	L	Apr. 9	@ Washington	1-1	T

* - overtime decision

1998-99 REGULAR-SEASON SCORING

NO.	PLAYER	GP	G	A	PTS	+/-	PIM	PP	SH	GW	GT	SHOTS	%
81	Miroslav Satan	81	40	26	66	24	44	13	3	6	1	208	19.2
27	Michael Peca	82	27	29	56	7	81	10	0	8	1	199	13.6
18	Michal Grossek	76	20	30	50	21	102	4	0	3	1	140	14.3
37	Curtis Brown	78	16	31	47	23	56	5	1	3	3	128	12.5
15	Dixon Ward	78	20	24	44	10	44	2	1	4	1	101	19.8
5	Jason Woolley	80	10	33	43	16	62	4	0	2	1	154	6.5
19	Brian Holzinger	81	17	17	34	2	45	5	0	2	0	143	11.9
44	Alexei Zhinik	81	7	26	33	-6	96	3	1	2	0	185	3.8
25	Vaclav Varada	72	7	24	31	11	61	1	0	1	0	123	5.7
80	Geoff Sanderson	75	12	18	30	8	22	1	0	1	0	155	7.7
26	Derek Plante	41	4	11	15	3	12	0	0	0	0	66	6.1
8	Darryl Shannon	71	3	12	15	28	52	1	0	0	1	80	3.8
42	Richard Smehlik	72	3	11	14	-9	44	0	0	0	0	61	4.9
22	Wayne Primeau	67	5	8	13	-6	38	0	0	0	1	55	9.1
9	Erik Rasmussen*	42	3	7	10	6	37	0	0	0	0	40	7.5
36	Matthew Barnaby	44	4	4	8	-2	143	0	0	3	0	52	7.7
3	James Patrick	45	1	7	8	12	16	0	0	0	0	31	3.2
74	Jay McKee	72	0	6	6	20	75	0	0	0	0	57	0.0
17	Randy Cunneynworth	14	2	2	4	1	0	0	0	1	0	12	16.7
41	Stu Barnes	18	0	4	4	1	10	0	0	0	0	25	0.0
32	Rob Ray	76	0	4	4	-2	261	0	0	0	0	23	0.0
24	Paul Kruse	43	3	0	3	0	114	0	0	0	0	33	9.1
4	Mike Wilson	30	1	2	3	10	47	0	0	1	0	40	2.5
90	Joe Juneau	9	1	1	2	-1	2	0	0	0	0	8	12.5
4	Rhett Warrenner	13	1	0	1	3	20	0	0	0	0	11	9.1
34	Jean-Luc Grand-Pierre*	16	0	1	1	0	17	0	0	0	0	11	0.0
21	Mike Hurlbut	1	0	0	0	2	0	0	0	0	0	2	0.0
46	Dean Sylvester*	1	0	0	0	-1	0	0	0	0	0	1	0.0
29	Jason Holland*	3	0	0	0	-1	8	0	0	0	0	2	0.0
83	Domenic Pittis*	3	0	0	0	0	2	0	0	0	0	1	0.0
6	Cory Sarich*	4	0	0	0	3	0	0	0	0	0	2	0.0
43	Martin Biron*	6	0	0	0	0	0	0	0	0	0	0	0.0
40	Rumun Ndur	8	0	0	0	1	16	0	0	0	0	21	4.8
30	Dwayne Roloson	18	0	0	0	4	4	0	0	0	0	0	0.0
39	Dominik Hasek	64	0	0	0	0	14	0	0	0	0	0	0.0
NO.	GOALTENDER	GP	MIN	GAA	W	L	T	EN	SO	GA	SA	SV%	
39	Dominik Hasek	64	3817	1.87	30	18	14	2	9	119	1877	.937	
43	Martin Biron*	6	281	2.14	1	2	1	1	0	10	120	.917	
30	Dwayne Roloson	18	911	2.77	6	8	2	1	1	42	460	.909	
	TEAM TOTALS	82	5020	2.09	37	28	17	4	10	175	2461	.929	

*Rookie

1999-00 REGULAR-SEASON SCORING

NO.	PLAYER	GP	G	A	PTS	+/-	PIM	PP	SH	GW	GT	SHOTS	%
81	Miroslav Satan	81	33	34	67	16	32	5	3	5	1	265	12.5
37	Curtis Brown	74	22	29	51	19	42	5	0	4	1	149	14.8
41	Stu Barnes	82	20	25	45	-3	16	8	2	2	0	137	14.6
27	Michael Peca	73	20	21	41	6	67	2	0	3	0	144	13.9
25	Vaclav Varada	76	10	27	37	12	62	0	0	0	0	140	7.1
61	Maxim Afinogenov*	65	16	18	34	-4	41	2	0	2	0	128	12.5
18	Michal Grossek	61	11	23	34	12	35	2	0	2	0	96	11.5
5	Jason Woolley	74	8	25	33	14	52	2	0	2	0	113	7.1
8	Geoff Sanderson	67	13	13	26	4	22	4	0	3	0	136	9.6
19	Brian Holzinger	59	7	17	24	4	30	0	1	2	0	81	8.6
15	Dixon Ward	71	11	9	20	1	41	1	2	2	0	101	10.9
29	Vladimir Tsyplakov	34	6	13	19	17	10	0	0	1	0	46	13.0
74	Jay McKee	78	5	12	17	5	50	1	0	1	0	84	6.0
93	Doug Gilmour	11	3	14	17	3	12	2	0	0	0	13	23.1
9	Erik Rasmussen	67	8	6	14	1	43	0	0	2	0	76	10.5
3	James Patrick	66	5	8	13	8	22	0	0	3	0	40	12.5
44	Alexei Zhinik	74	2	11	13	-6	95	1	0	0	0	139	1.4
41	Wayne Primeau	41	5	7	12	-8	38	2	0	1	0	40	12.5
22	Richard Smehlik	64	2	9	11	13	50	0	0	0	0	67	3.0
77	Chris Gratton	14	1	7	8	1	15	0	0	0	0	34	2.9
12	Brian Campbell*	12	1	4	5	-2	4	0	0	0	0	10	10.0
32	Rob Ray	69	1	3	4	0	158	0	0	0	0	17	5.9
6	Cory Sarich	42	0	4	4	2	35	0	0				

2002-03 27-37-10-8, 5TH PLACE NORTHEAST DIVISION

Oct. 10	NY Islanders	5-1	W	Jan. 11	@ Montreal	3-2	W
Oct. 12	@ Montreal	6-1	W	Jan. 14	@ Minnesota	1-0	W
Oct. 13	@ Chicago	0-3	L	Jan. 16	@ San Jose	2-2	T
Oct. 17	NY Rangers	4-4	T	Jan. 18	@ Phoenix	1-0	W
Oct. 19	Phoenix	2-3	L	Jan. 21	Pittsburgh	0-0	T
Oct. 22	Philadelphia	2-1	W	Jan. 24	Toronto	4-0	W
Oct. 25	New Jersey	1-2	L	Jan. 25	@ Ottawa	3-4	O*
Oct. 26	@ Pittsburgh	2-5	L	Jan. 27	Nashville	1-5	L
Oct. 29	@ Vancouver	1-1	T	Jan. 30	@ St. Louis	1-2	O*
Oct. 31	@ Calgary	0-3	L	Feb. 4	@ New Jersey	1-4	L
Nov. 1	@ Edmonton	1-1	T	Feb. 7	Vancouver	2-4	L
Nov. 3	@ Columbus	2-3	L	Feb. 8	@ NY Islanders	1-3	L
Nov. 7	@ Carolina	0-2	L	Feb. 11	St. Louis	2-3	L
Nov. 9	Atlanta	4-6	L	Feb. 13	@ Detroit	2-4	L
Nov. 12	Boston	3-4	L	Feb. 15	NY Rangers	5-4	W
Nov. 15	Toronto	2-3	L	Feb. 17	@ Atlanta	3-4	O*
Nov. 16	@ Ottawa	1-4	L	Feb. 19	Montreal	2-1	W*
Nov. 19	@ New Jersey	3-4	O*	Feb. 21	Los Angeles	1-4	L
Nov. 22	Columbus	5-4	W	Feb. 23	@ Tampa Bay	4-1	W
Nov. 23	@ Boston	1-4	L	Feb. 24	@ Florida	2-2	T
Nov. 27	Tampa Bay	1-1	T	Feb. 26	@ Washington	2-3	L
Nov. 29	Pittsburgh	1-4	L	Feb. 28	Dallas	5-3	W
Nov. 30	@ Toronto	1-3	L	Mar. 1	@ NY Islanders	1-2	O*
Dec. 4	Anaheim	4-0	W	Mar. 4	Washington	1-2	L
Dec. 6	@ NY Rangers	4-1	W	Mar. 6	Toronto	4-2	W
Dec. 7	Washington	4-3	W	Mar. 8	@ Florida	4-0	W
Dec. 10	Ottawa	2-4	L	Mar. 9	@ Tampa Bay	1-1	T
Dec. 13	Chicago	1-1	T	Mar. 12	Carolina	2-3	O*
Dec. 14	@ Philadelphia	0-2	L	Mar. 14	Tampa Bay	2-4	L
Dec. 18	Boston	4-2	W	Mar. 15	@ Atlanta	3-5	L
Dec. 20	Florida	0-3	L	Mar. 18	Philadelphia	5-2	W
Dec. 21	@ Montreal	2-6	L	Mar. 19	@ NY Rangers	0-3	L
Dec. 23	@ Pittsburgh	2-5	L	Mar. 22	@ Toronto	2-3	O*
Dec. 26	Ottawa	2-3	L	Mar. 24	Colorado	4-3	W*
Dec. 28	Minnesota	3-4	L	Mar. 26	Florida	2-1	W
Dec. 30	@ Washington	3-4	L	Mar. 28	Montreal	4-1	W
Dec. 31	NY Islanders	0-1	O*	Mar. 29	@ Carolina	3-1	W
Jan. 3	Carolina	6-3	W	Mar. 31	@ Dallas	0-3	L
Jan. 4	@ Ottawa	2-1	W*	Apr. 2	Atlanta	4-3	W
Jan. 7	@ Philadelphia	2-3	L	Apr. 5	@ Boston	5-8	L
Jan. 10	Boston	4-2	W	Apr. 6	New Jersey	2-2	T

* - overtime decision

2003-04 37-34-5-4, 5TH PLACE NORTHEAST DIVISION

Oct. 9	@ Philadelphia	0-2	L	Jan. 7	Philadelphia	1-1	T
Oct. 11	NY Islanders	0-6	L	Jan. 9	Ottawa	3-2	W
Oct. 13	Dallas	4-3	W	Jan. 12	@ Boston	3-4	L
Oct. 16	@ Edmonton	1-4	L	Jan. 13	Philadelphia	6-2	W
Oct. 18	@ Calgary	2-0	W	Jan. 15	Boston	0-1	L
Oct. 20	@ Vancouver	1-6	L	Jan. 17	@ NY Islanders	2-4	L
Oct. 23	@ Los Angeles	5-1	W	Jan. 20	@ Atlanta	1-4	L
Oct. 24	@ Anaheim	5-2	W	Jan. 22	@ Boston	3-2	W
Oct. 26	@ Colorado	3-1	W	Jan. 24	@ Philadelphia	1-2	L
Oct. 28	Minnesota	1-3	L	Jan. 25	@ Carolina	4-2	W
Oct. 30	Toronto	5-3	W	Jan. 27	Montreal	4-1	W
Nov. 1	@ Ottawa	1-1	T	Jan. 30	@ NY Rangers	3-1	W
Nov. 5	Atlanta	4-7	L	Jan. 31	NY Rangers	3-1	W
Nov. 7	Montreal	2-1	W	Feb. 5	Boston	2-6	L
Nov. 8	@ Montreal	0-3	L	Feb. 10	San Jose	2-1	W
Nov. 12	New Jersey	2-2	T#	Feb. 13	Los Angeles	8-3	W
Nov. 14	Pittsburgh	1-2	O*	Feb. 14	@ Toronto	6-4	W
Nov. 17	@ Ottawa	2-1	W	Feb. 16	Atlanta	7-2	W
Nov. 19	@ New Jersey	1-4	L	Feb. 18	Florida	1-1	T
Nov. 21	Carolina	5-0	W	Feb. 20	Tampa Bay	4-3	W*
Nov. 22	@ Tampa Bay	1-2	L	Feb. 21	@ NY Islanders	1-4	L
Nov. 24	@ Florida	1-2	L	Feb. 25	@ New Jersey	2-8	L
Nov. 26	Washington	5-2	W	Feb. 27	@ NY Islanders	2-4	L
Nov. 28	Florida	4-3	W	Feb. 28	@ Ottawa	1-7	L
Nov. 29	@ Nashville	1-4	L	Mar. 3	Ottawa	4-3	W
Dec. 3	@ Chicago	3-2	W	Mar. 6	@ Toronto	5-1	W
Dec. 4	Phoenix	2-3	L	Mar. 7	St. Louis	1-5	L
Dec. 6	Tampa Bay	1-3	L	Mar. 10	@ Washington	6-0	W
Dec. 10	Detroit	2-7	L	Mar. 11	Boston	2-3	O*
Dec. 12	NY Rangers	1-3	L	Mar. 13	@ Boston	2-3	O*
Dec. 13	@ Minnesota	2-3	L	Mar. 15	Toronto	5-6	O*
Dec. 16	@ Pittsburgh	1-2	L	Mar. 17	@ Atlanta	4-3	W*
Dec. 19	New Jersey	2-5	L	Mar. 18	@ Tampa Bay	1-3	L
Dec. 23	Ottawa	2-2	T	Mar. 20	@ Florida	2-1	W
Dec. 26	Carolina	3-1	W	Mar. 24	Montreal	2-1	W
Dec. 27	@ Washington	3-1	W	Mar. 26	Pittsburgh	5-1	W
Dec. 29	@ Carolina	1-2	L	Mar. 27	@ Pittsburgh	2-2	T
Dec. 31	Washington	7-1	W	Mar. 29	Columbus	6-0	W
Jan. 2	Anaheim	5-2	W	Mar. 31	@ NY Rangers	4-3	W
Jan. 3	@ Toronto	3-3	T	Apr. 2	Toronto	0-2	L
Jan. 6	@ Montreal	1-3	L	Apr. 3	@ Montreal	3-6	L

* - overtime decision # - played at Blue Cross Arena (Rochester, NY)

2002-03 REGULAR-SEASON SCORING

NO.	PLAYER	GP	G	A	PTS	+/-	PIM	PP	SH	GW	GT	SHOTS	%
81	Miroslav Satan	79	26	49	75	-3	20	11	1	3	1	240	10.8
77	Chris Gratton	66	15	29	44	-5	86	4	0	2	0	187	8.0
12	Ales Kotalik*	68	21	14	35	-2	30	4	0	2	2	138	15.2
17	J-P Dumont	76	14	21	35	-14	44	2	0	2	0	135	10.4
41	Stu Barnes	68	11	21	32	-13	20	2	1	2	0	124	8.9
37	Curtis Brown	74	15	16	31	4	40	3	4	4	0	144	10.4
24	Taylor Pyatt	78	14	14	28	-8	38	2	0	0	0	110	12.7
71	Jochen Hecht	49	10	16	26	4	30	2	0	2	0	145	6.9
18	Tim Connolly	80	12	13	25	-28	32	6	0	2	0	159	7.5
45	Dmitri Kalinin	65	8	13	21	-7	57	3	1	0	1	83	9.6
44	Alexei Zhitnik	70	3	18	21	-5	85	0	0	1	0	138	2.2
51	Brian Campbell	65	2	17	19	-8	20	0	0	1	0	90	2.2
22	Adam Mair	79	6	11	17	-4	146	0	1	1	0	83	7.2
3	James Patrick	69	4	12	16	-3	26	2	0	1	0	63	6.3
10	Henrik Tallinder*	46	3	10	13	-3	28	1	0	0	0	37	8.1
48	Daniel Briere	14	7	5	12	-	12	5	0	1	1	39	17.9
25	Vaclav Varada	44	7	4	11	-2	23	1	0	0	0	64	10.9
61	Maxim Afinogenov	35	5	6	11	-12	21	2	0	2	0	77	6.5
4	Rhett Warrener	50	0	9	9	1	63	0	0	0	0	47	0.0
26	Eric Boulton	58	1	5	6	1	178	0	0	0	0	33	3.0
28	Jason Botterill	17	1	4	5	1	14	1	0	0	0	20	5.0
74	Jay McKee	59	0	5	5	-16	49	0	0	0	0	44	0.0
16	Chris Taylor	11	1	3	4	-1	2	0	0	0	0	10	10.0
8	Rory Fitzpatrick	36	1	3	4	-7	16	0	0	0	0	29	3.4
5	Jason Woolley	14	0	3	3	-1	29	0	0	0	0	29	0.0
55	Denis Hamel	25	2	0	2	-4	17	0	0	1	0	41	4.9
19	Norman Milley*	8	0	2	2	-2	6	0	0	0	0	8	0.0
15	Milan Bartovic*	3	1	0	1	0	0	0	0	0	0	5	20.0
43	Martin Biron	54	0	1	1	0	12	0	0	0	0	0	0.0
6	Doug Houda	1	0	0	0	-2	2	0	0	0	0	1	0.0
60	Paul Gaustad*	1	0	0	0	0	0	0	0	0	0	0	0.0
23	Sean McMorrow*	1	0	0	0	0	0	0	0	0	0	0	0.0
33	Doug Janik*	6	0	0	0	1	2	0	0	0	0	1	0.0
29	Jaroslav Kristek*	6	0	0	0	-2	4	0	0	0	0	4	0.0
21	Radoslav Hecl	14	0	0	0	0	2	0	0	0	0	3	0.0
30	Ryan Miller*	15	0	0	0	0	0	0	0	0	0	0	0.0
35	Mika Noronen*	16	0	0	0	0	0	0	0	0	0	0	0.0
32	Rob Ray	41	0	0	0	-5	92	0	0	0	0	14	0.0
NO. GOALTENDER		GP	MIN	GAA	W	L	T	EN	SO	GA	SA	SV%	
35	Mika Noronen*	16	891	2.42	4	9	3	2	1	36	411	.912	
43	Martin Biron	54	3170	2.56	17	28	6	5	4	135	1468	.908	
30	Ryan Miller*	15	912	2.63	6	8	1	1	1	40	410	.902	
TEAM TOTALS		82	5002	2.63	27	45	10	8	6	219	2297	.905	

* Rookie

2003-04 REGULAR-SEASON SCORING

NO.	PLAYER	GP	G	A	PTS	+/-	PIM	PP	SH	GW	GT	SHOTS	%
48	Daniel Briere	82	28	37	65	-7	70	11	0	3	0	194	14.4
81	Miroslav Satan	82	29	28	57	-15	30	11	1	5	0	206	14.1
17	J-P Dumont	77	22	31	53	-9	40	10	0	1	0	156	14.1
23	Chris Drury	76	18	35	53	8	68	5	1	2	0	152	11.8
55	Jochen Hecht	64	15	37	52	17	49	2	1	0	0	174	8.6
45	Dmitri Kalinin	77	10	24	34	0	42	2	1	4	0	118	8.5
61	Maxim Afinogenov	73	17	14	31	-4	57	3	0	4	1	148	11.5
44	Alexei Zhitnik	68	4	24	28	-13	102	2	0	0	1	134	3.0
12	Ales Kotalik	62	15	11	26	-1	41	2	0	3	0	142	10.6
37	Curtis Brown	68	9	12	21	-2	30	2	1	2	0	117	7.7
24	Taylor Pyatt	63	8	12	20	-7	25	1	2	4	0	98	8.2
22	Adam Mair	81	6	14	20	-3	146	1	0	1	0	82	7.3
9	Derek Roy*	49	9	10	19	-8	12	1	0	4	0	71	12.7
16	Chris Taylor	54	6	6	12	-2	22	0	0	0	0	50	12.0
3	James Patrick	55	4	7	11	11	12	0	0	1	0	44	9.1
8	Rory Fitzpatrick	60	4	7	11	-5	44	2	0	2	0	78	5.1
51	Brian Campbell	53	3	8	11	-8	12	0	0	0	0	45	6.7
10	Henrik Tallinder	72	1	9	10	5	26	0	0	0	0	63	1.6
25	Mike Grier	14	1	8	9	10	4	0	0	0	0	18	5.6
15	Milan Bartovic*	23	1										

YEAR-BY-YEAR RESULTS RECORD BOOK



2005-06 52-24-6, 2ND PLACE NORTHEAST DIVISION

Oct. 5	NY Islanders	6-4	W	Jan. 7	New Jersey	2-3	L
Oct. 7	Boston	4-1	W	Jan. 12	Phoenix	1-2	O**
Oct. 8	@ Ottawa	0-5	L	Jan. 14	Los Angeles	10-1	W
Oct. 10	Pittsburgh	3-2	W*	Jan. 16	@ Edmonton	3-1	W
Oct. 13	@ Tampa Bay	4-3	W**	Jan. 19	@ Vancouver	1-4	L
Oct. 15	@ Florida	2-3	L	Jan. 21	@ Calgary	1-4	L
Oct. 20	@ Boston	4-3	W	Jan. 24	@ NY Rangers	2-1	W
Oct. 22	NY Rangers	3-1	W	Jan. 26	@ Toronto	8-4	W
Oct. 26	Washington#	2-3	L	Jan. 31	@ Atlanta	5-2	W
Oct. 28	@ New Jersey	2-3	L	Feb. 2	Philadelphia	4-2	W
Oct. 29	@ NY Islanders	6-4	W	Feb. 4	Ottawa	2-1	W**
Nov. 2	Ottawa	4-10	L	Feb. 7	@ Montreal	3-2	W*
Nov. 4	Montreal	2-3	L	Feb. 9	Montreal	2-3	O*
Nov. 5	@ Montreal	2-3	L	Feb. 11	Florida	5-3	W
Nov. 9	Carolina	3-5	L	Feb. 12	@ Carolina	3-4	O**
Nov. 11	Toronto	5-2	W	Mar. 1	Atlanta	2-4	L
Nov. 12	@ Ottawa	1-6	L	Mar. 3	Toronto	6-2	W
Nov. 15	New Jersey	4-1	W	Mar. 4	@ Boston	3-2	W
Nov. 17	Washington	8-5	W	Mar. 7	Boston	3-2	W
Nov. 19	@ Boston	3-2	W	Mar. 9	Tampa Bay	8-5	W
Nov. 22	NY Rangers	2-3	O**	Mar. 11	@ Philadelphia	6-5	W
Nov. 23	@ NY Islanders	4-3	W**	Mar. 12	Boston	6-2	W
Nov. 25	Montreal	3-1	W	Mar. 14	@ Washington	6-4	W
Nov. 27	@ Washington	3-2	W	Mar. 16	Toronto	3-1	W
Nov. 29	@ Pittsburgh	3-2	W	Mar. 18	@ Ottawa	2-4	L
Dec. 1	@ Montreal	3-2	W*	Mar. 20	@ Atlanta	0-5	L
Dec. 2	San Jose	0-5	L	Mar. 22	Carolina	3-4	L
Dec. 4	@ Colorado	6-4	W	Mar. 24	Ottawa	1-3	L
Dec. 8	Anaheim	3-2	W*	Mar. 25	@ Boston	4-5	L
Dec. 11	@ Minnesota	3-2	W	Mar. 27	@ NY Rangers	4-5	O**
Dec. 14	Dallas	4-3	W	Mar. 29	Boston	4-3	W
Dec. 16	@ Pittsburgh	4-3	W*	Mar. 30	@ New Jersey	1-3	L
Dec. 17	Pittsburgh	4-3	W	Apr. 1	@ Toronto	0-7	L
Dec. 19	@ Philadelphia	2-1	W**	Apr. 3	@ Toronto	3-2	W**
Dec. 22	@ Florida	1-4	L	Apr. 5	Ottawa	5-4	W*
Dec. 23	@ Tampa Bay	4-1	W	Apr. 7	Philadelphia	2-4	L
Dec. 26	NY Islanders	6-3	W	Apr. 8	@ Ottawa	6-2	W
Dec. 29	@ Toronto	3-4	O**	Apr. 12	Montreal	3-1	W
Dec. 30	Atlanta	4-1	W	Apr. 15	@ Montreal	4-2	W
Jan. 1	Florida	1-2	L	Apr. 16	Toronto	6-0	W
Jan. 5	Tampa Bay	3-1	W	Apr. 18	@ Carolina	4-0	W

* - overtime decision ** - shootout decision # - played at Blue Cross Arena (Rochester, NY)

2006-07 53-22-7, 1ST PLACE NORTHEAST DIVISION

Oct. 4	@ Carolina	3-2	W**	Jan. 6	@ Toronto	4-3	W
Oct. 6	Montreal	5-4	W**	Jan. 10	@ Chicago	2-1	W
Oct. 7	@ Ottawa	4-3	W	Jan. 11	Toronto	2-4	L
Oct. 13	@ Detroit	3-2	W**	Jan. 13	Tampa Bay	2-3	L
Oct. 14	NY Rangers	7-4	W	Jan. 15	@ Boston	2-3	O**
Oct. 17	Philadelphia	9-1	W	Jan. 17	Boston	6-3	W
Oct. 20	Carolina	5-4	W	Jan. 19	Vancouver	4-3	W**
Oct. 21	@ Boston	6-2	W	Jan. 20	@ Montreal	3-4	L
Oct. 23	@ Montreal	4-1	W	Jan. 26	@ Columbus	2-3	L
Oct. 26	@ NY Islanders	3-0	W	Jan. 27	@ NY Islanders	3-5	L
Oct. 28	Atlanta	4-5	O**	Jan. 30	Boston	7-1	W
Nov. 2	@ Boston	5-4	W**	Feb. 1	@ Boston	3-1	W
Nov. 4	Toronto	1-4	L	Feb. 3	@ New Jersey	2-3	L
Nov. 5	@ NY Rangers	4-3	W*	Feb. 6	@ Atlanta	4-3	W**
Nov. 10	Florida	5-4	W*	Feb. 7	Ottawa	3-2	W
Nov. 11	@ Philadelphia	5-4	W*	Feb. 10	Calgary	3-2	W**
Nov. 13	@ Carolina	7-4	W	Feb. 15	Edmonton	2-1	W*
Nov. 15	Ottawa	2-4	L	Feb. 17	Boston	3-4	O**
Nov. 17	Pittsburgh	4-2	W	Feb. 20	Philadelphia	6-3	W
Nov. 18	@ Ottawa	1-4	L	Feb. 22	Ottawa	6-5	W**
Nov. 20	Tampa Bay	7-2	W	Feb. 24	@ Ottawa	5-6	L
Nov. 22	Toronto	7-4	W	Feb. 27	@ Toronto	6-1	W
Nov. 24	Montreal	1-2	O*	Mar. 2	Montreal	8-5	W
Nov. 26	@ NY Rangers	3-2	W*	Mar. 3	@ Toronto	3-1	W
Dec. 1	NY Rangers	4-3	W**	Mar. 7	Colorado	2-3	L
Dec. 2	@ Washington	4-7	L	Mar. 9	Minnesota	1-5	L
Dec. 5	@ Tampa Bay	4-1	W	Mar. 10	New Jersey	2-3	L
Dec. 7	@ Florida	1-3	L	Mar. 13	@ Pittsburgh	4-5	O**
Dec. 9	@ Montreal	3-2	W**	Mar. 15	@ Florida	5-3	W
Dec. 12	@ New Jersey	3-2	W	Mar. 16	@ Tampa Bay	3-2	W
Dec. 14	Florida	2-1	W	Mar. 18	@ Atlanta	3-4	O*
Dec. 16	Ottawa	1-3	L	Mar. 21	Washington	5-2	W
Dec. 19	Montreal	2-5	L	Mar. 23	Toronto	5-4	W
Dec. 21	@ Nashville	7-2	W	Mar. 24	@ Toronto	1-4	L
Dec. 23	@ St. Louis	2-3	O*	Mar. 28	New Jersey	4-3	W
Dec. 26	Washington	6-3	W	Mar. 30	NY Islanders	6-4	W
Dec. 28	Carolina	4-1	W	Mar. 31	@ Montreal	3-4	L
Dec. 30	Atlanta	4-1	W	Apr. 3	@ Pittsburgh	4-1	W
Jan. 1	NY Islanders	3-1	W	Apr. 5	Boston	4-2	W
Jan. 3	@ Ottawa	3-6	L	Apr. 7	@ Washington	2-0	W
Jan. 5	Pittsburgh	2-4	L	Apr. 8	@ Philadelphia	3-4	L

* - overtime decision ** - shootout decision

2005-06 REGULAR-SEASON SCORING

NO.	PLAYER	GP	G	A	PTS	+/-	PIM	PP	SH	GW	OT	SHOTS	%
61	Maxim Afinogenov	77	22	51	73	6	84	11	0	3	2	241	9.1
23	Chris Drury	81	30	37	67	-12	32	16	2	5	1	172	17.4
12	Ales Kotalik	82	25	37	62	-3	62	10	0	5	0	261	14.1
48	Daniel Briere	48	25	33	58	3	48	11	0	4	1	147	17.0
19	Tim Connolly	63	16	39	55	5	28	7	0	3	0	99	16.2
26	Thomas Vanek*	81	25	23	48	-11	72	11	0	4	0	204	12.2
9	Derek Roy	70	18	28	46	1	57	5	1	1	0	151	11.9
51	Brian Campbell	79	12	32	44	-14	16	5	0	5	1	105	11.4
55	Jochen Hecht	64	18	24	42	10	34	4	2	4	1	179	10.1
17	J.P. Dumont	54	20	20	40	-2	38	9	0	3	0	116	17.2
27	Teppo Numminen	75	2	38	40	6	36	0	0	0	0	60	5.0
29	Jason Pominville*	57	18	12	30	-4	22	10	2	2	0	124	14.5
28	Paul Gaustad*	78	9	15	24	4	65	0	0	0	0	113	7.9
25	Mike Grier	81	7	16	23	-7	28	0	0	4	0	109	6.4
10	Henrik Tallinder	82	6	15	21	10	74	0	1	1	0	79	7.6
45	Dmitri Kalinin	55	2	16	18	14	54	0	0	0	0	47	4.3
5	Toni Lydman	75	1	16	17	9	82	0	0	0	0	68	1.5
74	Jay McKee	75	5	11	16	0	57	0	1	0	0	50	10.0
24	Taylor Pyatt	41	6	6	12	-1	33	0	0	1	0	62	9.6
8	Rory Fitzpatrick	56	4	5	9	-18	50	2	0	1	0	44	9.1
22	Adam Mair	40	2	5	7	-2	47	0	0	0	0	40	5.0
13	Jiri Novotny*	14	2	1	3	-5	0	0	1	0	0	15	13.3
20	Daniel Paille*	14	1	2	3	5	2	0	0	0	0	15	6.7
30	Ryan Miller*	48	0	2	2	0	0	0	0	0	0	0	0.0
38	Nathan Paetsch*	1	0	1	1	-1	0	0	0	0	0	0	0.0
47	Chris Thorburn*	2	0	1	1	-1	7	0	0	0	0	1	0.0
45	Martin Biron	35	0	1	1	0	10	0	0	0	0	0	0.0
34	Jeff Jillson	2	0	0	0	0	4	0	0	0	0	1	0.0
35	Mika Noronen	4	0	0	0	0	2	0	0	0	0	0	0.0
76	Andrew Peters	28	0	0	0	-2	100	0	0	0	0	6	0.0
NO.	GOALTENDER	GP	MIN	GAA	W	L	OT	EN	SO	GA	SA	SV%	
30	Ryan Miller*	48	2862	2.60	30	14	3	3	1	124	1440	.914	
43	Martin Biron	35	1934	2.89	21	8	3	2	1	93	980	.905	
35	Mika Noronen	4	169	4.26	1	2	0	0	0	12	77	.844	
TEAM TOTALS		82	4965	2.82	52	24	6	5	2	334	2502	.906	

* Rookie

2006-07 REGULAR-SEASON SCORING

NO.	PLAYER	GP	G	A	PTS	+/-	PIM	PP	SH	GW	OT	SHOTS	%
48	Daniel Briere	81	32	63	95	17	89	9	0	6	3	234	13.7
26	Thomas Vanek	82	43	41	84	47	40	15	0	5	1	237	18.1
23	Chris Drury	77	37	32	69	1	30	17	3	9	1	199	18.6
29	Jason Pominville	82	34	34	68	25	30	2	2	5	0	212	16.0
9	Derek Roy	75	21	42	63	37	60	6	1	3	0	130	16.2
61	Maxim Afinogenov	56	23	38	61	19	66	7	0	3	0	151	15.2
55	Jochen Hecht	76	19	37	56	19	39	3	0	1	0	197	9.6
51	Brian Campbell	82	6	42	48	28	35	1	0	1	0	92	6.5
12	Ales Kotalik	66	16	22	38	-5	46	3	0	1	0	162	9.9
45	Dmitri Kalinin	82	7	22	29	19	36	0	1	0	0	86	8.1
27	Teppo Numminen	79	2	27	29	17	32	0	0	0	0	69	2.9
21	Drew Stafford*	41	13	14	27	5	33	3	0	3	0	67	19.4
38	Nathan Paetsch*	63	2	22	24	10	50	0	0	0	0	62	3.2
28	Paul Gaustad*	54	9	13	22	11	74	3	0	0	0	75	12.0
6	Jaroslav Spacek	65	5	16	21	20	62	1	0	2	0	78	6.4
5	Toni Lydman	67	2	17	19	10	55	0	0	1	0	44	4.5
10	Henrik Tallinder	47	4	10	14	19	34	0	0	0	0	34	11.8
13	Jiri Novotny	50	6	7	13	-2	26	0	0	0	0	60	10.0
20	Daniel Paille*	29	3	8	11	5	18	0	0	0	0	45	6.7
22	Adam Mair	82	2	9	11	-1	128	0	0	0	0	73	2.7
15	Dainius Zubrus	19	4	4	8	-3	12	1	0	0	0	31	12.9
47	Clarke MacArthur*	19	3	4	7	4	4	0	0	0	0	16	18.8
37	Michael Ryan*	19	3	2	5	-8	2	0	1	0	0	34	8.8
76	Andrew Peters	58	1	1	2	-1	125	0	0	0	0	19	5.3
3	Michael Funk*	5	0	2	2	0	0	0	0	0	0	1	0.0
36	Patrick Kaleta*	7	0	2	2	3	21	0	0	0	0	6	0.0
30	Ryan Miller	63	0	2	2	0	2	0	0	0	0	0</	

YEAR-BY-YEAR RESULTS RECORD BOOK



2007-08 39-31-12, 4TH PLACE NORTHEAST DIVISION

Oct. 5	NY Islanders	4-6	L	Jan. 10	@ Ottawa	2-3	O**
Oct. 6	@ NY Islanders	2-3	L	Jan. 12	New Jersey	2-3	O**
Oct. 11	Atlanta	6-0	W	Jan. 16	@ NY Rangers	1-2	L
Oct. 13	Washington	7-3	W	Jan. 18	Atlanta	10-1	W
Oct. 15	Toronto	5-4	W*	Jan. 19	@ Toronto	2-4	L
Oct. 19	Columbus	0-3	L	Jan. 21	@ Phoenix	2-6	L
Oct. 20	@ Montreal	2-4	L	Jan. 24	@ Dallas	2-1	W
Oct. 24	@ Carolina	2-6	L	Jan. 29	@ Tampa Bay	4-2	W
Oct. 26	@ Florida	4-2	W	Jan. 30	@ Florida	1-0	W
Oct. 27	@ Tampa Bay	4-3	W*	Feb. 1	@ Atlanta	4-5	O**
Nov. 1	@ Boston	3-4	L*	Feb. 5	@ Boston	4-2	W
Nov. 2	Florida	2-4	L	Feb. 6	@ New Jersey	3-2	W**
Nov. 5	@ Montreal	0-2	L	Feb. 8	Boston	2-3	O**
Nov. 7	Boston	2-1	W*	Feb. 10	Florida	5-3	W
Nov. 9	Toronto	0-3	L	Feb. 12	@ Ottawa	5-1	W
Nov. 10	@ Boston	1-2	L	Feb. 13	Toronto	1-0	W
Nov. 15	@ Ottawa	2-3	L	Feb. 16	@ NY Rangers	1-5	L
Nov. 16	Montreal	4-1	W	Feb. 17	Pittsburgh	1-4	L
Nov. 21	Ottawa	4-2	W	Feb. 20	Tampa Bay	4-3	W*
Nov. 23	Montreal	4-2	W	Feb. 21	@ Toronto	5-1	W
Nov. 24	@ Montreal	3-0	W	Feb. 23	NY Rangers	3-4	L
Nov. 26	@ Washington	3-1	W	Feb. 25	Philadelphia	3-4	O**
Nov. 28	St. Louis	3-4	L	Feb. 27	Nashville	8-4	W
Dec. 1	Carolina	8-1	W	Feb. 29	Montreal	2-6	L
Dec. 5	@ Anaheim	1-4	L	Mar. 2	Detroit	2-4	L
Dec. 6	@ Los Angeles	2-8	L	Mar. 4	@ Philadelphia	5-2	W
Dec. 8	@ San Jose	7-1	W	Mar. 5	Washington	1-3	L
Dec. 10	Boston	1-4	L	Mar. 8	@ Carolina	3-4	O*
Dec. 12	NY Islanders	5-3	W	Mar. 10	NY Rangers	2-3	O**
Dec. 14	@ Washington	5-3	W	Mar. 12	@ Pittsburgh	3-7	L
Dec. 15	Chicago	3-1	W	Mar. 14	Carolina	7-1	W
Dec. 19	@ NY Islanders	2-1	W	Mar. 15	@ Toronto	6-2	W
Dec. 21	Philadelphia	3-2	W	Mar. 19	Tampa Bay	7-4	W
Dec. 22	@ Philadelphia	6-5	W**	Mar. 21	Toronto	1-4	L
Dec. 26	Ottawa	3-5	L	Mar. 25	Ottawa	3-6	L
Dec. 28	@ New Jersey	1-2	O**	Mar. 27	@ Ottawa	4-3	W**
Dec. 29	@ Pittsburgh	0-2	L	Mar. 28	Montreal	3-4	O*
Jan. 1	Pittsburgh	1-2	O**	Mar. 30	Boston	2-1	W*
Jan. 4	Ottawa	3-5	L	Apr. 1	@ Toronto	4-3	W**
Jan. 6	@ Atlanta	2-5	L	Apr. 3	@ Montreal	1-3	L
Jan. 8	@ New Jersey	1-2	O**	Apr. 5	@ Boston	3-0	W

* - overtime decision ** - shootout decision

2008-09 41-32-9, 4TH PLACE NORTHEAST DIVISION

Oct. 10	Montreal	2-1	W**	Jan. 10	@ Detroit	1-3	L
Oct. 13	@ NY Islanders	7-1	W	Jan. 14	@ Chicago	1-4	L
Oct. 15	@ NY Rangers	3-1	W	Jan. 15	@ Dallas	5-4	W**
Oct. 17	Vancouver	5-2	W	Jan. 17	Carolina	3-1	W
Oct. 18	@ Atlanta	2-3	O**	Jan. 19	@ Florida	3-2	W**
Oct. 21	Boston	3-2	W**	Jan. 21	@ Tampa Bay	3-5	L
Oct. 23	@ Minnesota	4-3	W*	Jan. 27	@ Edmonton	10-2	W
Oct. 25	@ Colorado	1-2	O**	Jan. 28	@ Calgary	2-5	L
Oct. 27	Ottawa	2-5	L	Jan. 31	@ Phoenix	2-0	W
Oct. 30	Tampa Bay	2-5	L	Feb. 2	@ Anaheim	2-3	L
Nov. 1	Washington	5-0	W	Feb. 4	Toronto	5-0	W
Nov. 3	@ New Jersey	2-0	W	Feb. 6	Montreal	3-2	W
Nov. 7	Atlanta	4-5	O*	Feb. 7	@ Ottawa	2-3	O**
Nov. 8	@ Boston	1-3	L	Feb. 11	Ottawa	1-3	L
Nov. 12	St. Louis	4-3	W	Feb. 13	San Jose	6-5	W**
Nov. 14	Columbus	1-6	L	Feb. 15	Carolina	0-3	L
Nov. 15	@ Pittsburgh	2-5	L	Feb. 17	@ Toronto	4-1	W
Nov. 19	@ Boston	4-7	L	Feb. 19	@ Philadelphia	3-6	L
Nov. 21	Philadelphia	0-3	L	Feb. 21	NY Rangers	4-2	W
Nov. 22	NY Islanders	2-4	L	Feb. 24	Anaheim	2-3	L
Nov. 26	Boston	3-2	W	Feb. 26	@ Carolina	1-2	O**
Nov. 28	Pittsburgh	4-3	W	Feb. 28	@ NY Islanders	0-2	L
Nov. 29	@ Montreal	2-3	L	Mar. 4	Montreal	5-1	W
Dec. 1	Nashville	0-2	L	Mar. 6	Phoenix	5-1	W
Dec. 4	@ Florida	1-2	L	Mar. 7	@ Ottawa	3-6	L
Dec. 6	@ Tampa Bay	4-3	W	Mar. 10	@ Philadelphia	2-5	L
Dec. 8	@ Pittsburgh	4-3	W	Mar. 12	Florida	3-1	W
Dec. 10	Tampa Bay	4-2	W	Mar. 14	Atlanta	3-4	O**
Dec. 12	Toronto	1-2	L	Mar. 17	@ Ottawa	2-4	L
Dec. 13	@ New Jersey	4-2	W	Mar. 20	Philadelphia	4-6	L
Dec. 17	New Jersey	3-5	L	Mar. 21	@ NY Rangers	3-5	L
Dec. 19	Los Angeles	5-0	W	Mar. 25	Florida	5-3	W
Dec. 20	@ Montreal	3-4	O*	Mar. 27	Toronto	5-3	W
Dec. 22	Pittsburgh	3-4	O*	Mar. 28	@ Montreal	4-3	W**
Dec. 26	@ Washington	2-3	L	Apr. 1	@ Atlanta	2-3	O*
Dec. 27	NY Islanders	4-3	W**	Apr. 3	@ Washington	5-4	W*
Dec. 30	Washington	2-4	L	Apr. 4	New Jersey	2-3	L
Jan. 1	@ Toronto	4-1	W	Apr. 6	Detroit	1-4	L
Jan. 3	@ Boston	4-2	W	Apr. 8	@ Toronto	3-1	W
Jan. 6	Ottawa	4-2	W	Apr. 9	@ Carolina	5-1	W
Jan. 9	NY Rangers	2-1	W**	Apr. 11	Boston	6-1	W

* - overtime decision ** - shootout decision

2007-08 REGULAR-SEASON SCORING

NO.	PLAYER	GP	G	A	PTS	+/-	PIM	PP	SH	GW	OT	SHOTS	%
9	Derek Roy	78	32	49	81	13	46	6	3	4	0	218	14.7
29	Jason Pominville	82	27	53	80	16	20	2	1	1	0	232	11.6
26	Thomas Vanek	82	36	28	64	-5	64	19	0	9	2	240	15.0
55	Jochen Hecht	75	22	27	49	1	38	3	1	3	0	111	6.3
12	Ales Kotalik	79	23	20	43	-5	58	12	0	1	0	207	11.1
51	Brain Campbell	63	5	38	43	-1	12	3	0	0	0	102	4.9
19	Tim Connolly	48	7	33	40	4	8	3	1	3	0	111	6.3
21	Drew Stafford	64	16	22	38	3	51	1	0	5	0	103	15.5
28	Paul Gaustad	82	10	26	36	-4	85	5	0	2	1	136	7.4
20	Daniel Paille	77	19	16	35	9	14	0	3	2	0	110	17.3
6	Jaroslav Spacek	60	9	23	32	9	14	0	3	2	0	95	9.5
61	Maxim Afinogenov	56	10	18	28	-16	42	1	0	1	0	114	8.8
5	Toni Lydman	82	4	22	26	1	74	3	0	0	0	86	4.7
10	Henrik Tallinder	71	1	17	18	5	48	0	0	0	0	70	1.4
22	Adam Mair	72	5	12	17	-2	66	0	0	2	0	62	8.1
41	Clarke MacArthur*	37	8	7	15	3	20	0	0	1	1	51	15.7
56	Steve Bernier	17	3	6	9	1	2	0	0	0	0	35	8.6
38	Nathan Paetsch	59	2	7	9	3	27	0	0	0	0	49	4.1
37	Michael Ryan	46	4	4	8	-4	30	0	0	0	0	60	6.7
44	Andrej Sekera*	37	2	6	8	5	16	0	0	1	0	28	7.1
45	Dmitri Kalinin	46	1	7	8	-7	32	1	0	0	0	60	1.7
4	Nolan Pratt	55	1	6	7	1	30	0	0	0	0	21	4.8
36	Patrick Kaleta	40	3	2	5	1	41	0	0	0	0	26	11.5
34	Mike Weber*	16	0	3	3	12	14	0	0	0	0	12	0.0
76	Andrew Peters	44	1	1	2	-4	100	0	0	0	0	18	5.6
30	Ryan Miller	76	0	1	1	0	6	0	0	0	0	0	0.0
27	Teppo Numminen	1	0	0	0	0	0	0	0	0	0	1	0.0
17	Marc-Andre Gragnani*	2	0	0	0	-2	4	0	0	0	0	1	0.0
3	Michael Funk*	4	0	0	0	-3	0	0	0	0	0	1	0.0
35	Jocelyn Thibault	12	0	0	0	0	0	0	0	0	0	0	0.0
NO.	GOALTENDER	GP	MIN	GAA	W	L	OT	EN	SO	GA	SA	SV%	
30	Ryan Miller	76	4474	2.64	36	27	10	8	3	197	2104	.906	
35	Jocelyn Thibault	12	507	3.31	3	4	2	0	2	28	214	.869	
	TEAM TOTALS	82	4981	2.71	39	31	12	8	5	225	2318	.903	

* Rookie

2008-09 REGULAR-SEASON SCORING

NO.	PLAYER	GP	G	A	PTS	+/-	PIM	PP	SH	GW	OT	SHOTS	%
9	Derek Roy	82	28	42	70	-5	38	9	1	9	1	221	12.7
29	Jason Pominville	82	20	46	66	-4	18	6	1	2	1	239	8.4
26	Thomas Vanek	73	40	24	64	-1	44	20	2	5	0	211	19.0
19	Tim Connolly	48	18	29	47	12	22	5	1	5	0	126	14.3
21	Drew Stafford	79	20	25	45	3	29	9	0	0	0	183	10.9
6	Jaroslav Spacek	80	8	37	45	2	38	4	0	0	0	130	6.2
12	Ales Kotalik	56	13	19	32	-7	28	8	0	1	0	153	8.5
41	Clarke MacArthur	71	17	14	31	-4	56	5	0	0	0	108	15.7
28	Paul Gaustad	62	12	17	29	4	108	3	1	1	0	122	9.8
55	Jochen Hecht	70	12	15	27	-9	33	3	1	1	0	173	6.9
20	Daniel Paille	73	12	15	27	0	20	0	0	2	0	80	15.0
52	Craig Rivet	64	2	22	24	4	125	1	0	0	0	80	2.5
5	Toni Lydman	80	3	20	23	0	70	0	0	0	0	99	3.0
61	Maxim Afinogenov	48	6	14	20	-7	20	0	0	0	0	93	6.5
22	Adam Mair	75	8	11	19	4	95	0	0	1	0	75	10.7
44	Andrej Sekera	69	3	16	19	-11	22	1	0	1	0	84	3.6
27	Teppo Numminen	57	2	15	17	-4	22	1	0	1	0	34	5.9
37	Matt Ellis	45	7	5	12	4	12	0	0	2	0	73	9.6
10	Henrik Tallinder	66	1	11	12	-2	36	0	0	1	0	35	2.9
36	Patrick Kaleta	51	4	5	9	1	89	0	0	0	0	35	11.4
38	Nathan Paetsch	23	2	4	6	3	25	0	0	0	0	21	9.5
34	Chris Butler*	47	2	4	6	11	18	0	0	1	0	36	5.6
17	Dominic Moore	18	1	3	4	-1	23	0	0	0	0	33	3.0
25	Mark Mancari*	7	1	1	2	-4	4	0	0	0	0	21	4.8
42	Nathan Gerbe*	10	0	1	1	3	4	0	0	0	0	24	0.0
76	Andrew Peters	28	0	1	1	-2	81	0	0	0	0	10	0.0
58	Tim Kennedy*	1	0	0	0	0	0	0	0	0	0	1	0.0
17	Marc-Andre Gragnani*	4	0	0	0	2	2	0	0	0	0	3	0.0
32	Mikael Tellqvist	6	0	0	0								

2009-10 45-27-10, 1ST PLACE NORTHEAST DIVISION

Oct. 3	Montreal	1-2	O*	Jan. 6	Tampa Bay	5-3	W
Oct. 8	Phoenix	2-1	W	Jan. 8	Toronto	3-2	W
Oct. 10	@ Nashville	1-0	W	Jan. 9	Colorado	3-4	O**
Oct. 13	Detroit	6-2	W	Jan. 14	@ Atlanta	2-1	W*
Oct. 16	NY Islanders	6-3	W	Jan. 16	@ NY Islanders	2-3	O**
Oct. 17	Atlanta	2-4	L	Jan. 18	@ Phoenix	7-2	W
Oct. 21	@ Florida	5-2	W	Jan. 19	@ Anaheim	4-5	L
Oct. 24	@ Tampa Bay	3-2	W**	Jan. 21	@ Los Angeles	3-4	O**
Oct. 28	@ New Jersey	4-1	W	Jan. 23	@ San Jose	2-5	L
Oct. 30	Toronto	3-2	W*	Jan. 25	@ Vancouver	2-3	L
Oct. 31	@ NY Islanders	0-5	L	Jan. 27	New Jersey	2-1	W**
Nov. 4	NY Islanders	3-0	W	Jan. 29	Boston	2-1	W
Nov. 6	Philadelphia	2-5	L	Feb. 1	@ Pittsburgh	4-5	L
Nov. 7	@ Boston	2-4	L	Feb. 3	Ottawa	2-4	L
Nov. 11	Edmonton	3-1	W	Feb. 5	Carolina	3-4	L
Nov. 13	Calgary	2-1	W**	Feb. 6	@ Columbus	0-4	L
Nov. 14	@ Philadelphia	3-2	W	Feb. 9	Boston	2-3	O**
Nov. 18	Florida	2-6	L	Feb. 11	@ Carolina	3-4	O*
Nov. 20	Boston	1-2	O*	Feb. 13	San Jose	3-1	W
Nov. 21	@ Ottawa	3-5	L	Mar. 2	@ Pittsburgh	2-3	L
Nov. 25	@ Washington	0-2	L	Mar. 3	Washington	1-3	L
Nov. 27	@ Philadelphia	4-2	W	Mar. 5	Philadelphia	3-2	W*
Nov. 28	Carolina	5-1	W	Mar. 7	@ NY Rangers	2-1	W*
Nov. 30	@ Toronto	3-0	W	Mar. 10	Dallas	5-3	W
Dec. 3	Montreal	6-2	W	Mar. 12	Minnesota	2-3	L
Dec. 5	NY Rangers	1-2	L	Mar. 13	@ Detroit	2-3	O*
Dec. 7	New Jersey	0-3	L	Mar. 16	@ Atlanta	3-4	L
Dec. 9	Washington	3-0	W	Mar. 18	@ Tampa Bay	6-2	W
Dec. 11	Chicago	2-1	W	Mar. 20	@ Florida	3-1	W
Dec. 12	@ NY Rangers	3-2	W	Mar. 21	@ Carolina	5-3	W
Dec. 14	@ Montreal	4-3	W	Mar. 24	Montreal	3-2	W**
Dec. 16	@ Ottawa	0-2	L	Mar. 26	Ottawa	2-4	L
Dec. 18	Toronto	5-2	W	Mar. 27	Tampa Bay	7-1	W
Dec. 19	Pittsburgh	1-2	O**	Mar. 29	@ Boston	3-2	W
Dec. 21	@ Toronto	3-2	W*	Mar. 31	Florida	6-2	W
Dec. 23	@ Washington	2-5	L	Apr. 1	@ Toronto	2-4	L
Dec. 26	Ottawa	2-3	O**	Apr. 3	@ Montreal	0-3	L
Dec. 27	@ St. Louis	5-3	W	Apr. 6	NY Rangers	5-2	W
Dec. 29	Pittsburgh	4-3	W	Apr. 8	@ Boston	1-3	L
Jan. 1	Atlanta	4-3	W*	Apr. 10	@ Ottawa	5-2	W
Jan. 3	@ Montreal	1-0	W	Apr. 11	@ New Jersey	1-2	L

* - overtime decision ** - shootout decision

2010-11 43-29-10, 3RD PLACE NORTHEAST DIVISION

Oct. 8	@ Ottawa	2-1	W	Jan. 11	Philadelphia	2-5	L
Oct. 9	NY Rangers	3-6	L	Jan. 13	Carolina	3-2	W
Oct. 11	Chicago	3-4	L	Jan. 15	@ NY Islanders	3-5	L
Oct. 13	New Jersey	0-1	O*	Jan. 18	Montreal	2-1	W*
Oct. 15	Montreal	1-2	L	Jan. 20	@ Boston	4-2	W
Oct. 16	@ Chicago	3-4	L	Jan. 21	NY Islanders	2-5	L
Oct. 20	@ Atlanta	4-1	W	Jan. 23	@ NY Islanders	5-3	W
Oct. 22	Ottawa	2-4	L	Jan. 25	@ Ottawa	3-2	W*
Oct. 23	@ New Jersey	6-1	W	Feb. 4	@ Pittsburgh	2-3	L
Oct. 26	@ Philadelphia	3-6	L	Feb. 5	Toronto	6-2	W
Oct. 29	@ Atlanta	3-4	O*	Feb. 8	@ Tampa Bay	7-4	W
Oct. 30	@ Dallas	0-4	L	Feb. 10	@ Florida	3-2	W*
Nov. 3	Boston	2-5	L	Feb. 13	NY Islanders	6-7	O*
Nov. 5	Montreal	2-3	L	Feb. 15	@ Montreal	3-2	W**
Nov. 6	@ Toronto	3-2	W**	Feb. 16	Toronto	1-2	L
Nov. 10	@ New Jersey	5-4	W**	Feb. 18	St. Louis	0-3	L
Nov. 11	@ NY Rangers	2-3	O*	Feb. 20	Washington	1-2	L
Nov. 13	Washington	3-2	W*	Feb. 23	Atlanta	4-1	W
Nov. 15	Vancouver	4-3	W*	Feb. 25	Ottawa	4-2	W
Nov. 17	@ Washington	2-4	L	Feb. 26	Detroit	2-3	O**
Nov. 19	Los Angeles	4-2	W	Mar. 1	@ NY Rangers	3-2	W
Nov. 20	Tampa Bay	1-2	L	Mar. 3	@ Carolina	2-3	O*
Nov. 24	Pittsburgh	0-1	L	Mar. 5	@ Philadelphia	5-3	W
Nov. 26	Toronto	3-1	W	Mar. 6	@ Minnesota	3-2	W*
Nov. 27	@ Montreal	1-3	L	Mar. 8	@ Pittsburgh	1-3	L
Dec. 3	Columbus	5-0	W	Mar. 10	@ Boston	4-3	W*
Dec. 4	@ Ottawa	1-0	W**	Mar. 12	@ Toronto	3-4	L
Dec. 7	@ Boston	2-3	O*	Mar. 13	Ottawa	6-4	W
Dec. 9	San Jose	6-3	W	Mar. 15	Carolina	0-1	L
Dec. 11	Pittsburgh	2-5	L	Mar. 19	Atlanta	8-2	W
Dec. 15	Boston	3-2	W	Mar. 20	Nashville	3-4	O*
Dec. 17	@ Florida	2-6	L	Mar. 22	@ Montreal	2-0	W
Dec. 18	@ Tampa Bay	1-3	L	Mar. 25	Florida	4-2	W
Dec. 21	Anaheim	5-2	W	Mar. 26	New Jersey	2-0	W
Dec. 23	Florida	3-4	L	Mar. 29	@ Toronto	3-4	L
Dec. 27	@ Calgary	2-5	L	Mar. 30	NY Rangers	1-0	W
Dec. 28	@ Edmonton	4-2	W	Apr. 2	@ Washington	4-5	O*
Jan. 1	Boston	7-6	W**	Apr. 3	@ Carolina	2-1	W*
Jan. 4	@ Colorado	3-4	O*	Apr. 5	Tampa Bay	4-2	W
Jan. 6	@ San Jose	3-0	W	Apr. 8	Philadelphia	4-3	W*
Jan. 8	@ Phoenix	2-1	W*	Apr. 9	@ Columbus	5-4	W

* - overtime decision ** - shootout decision

2009-10 REGULAR-SEASON SCORING

NO.	PLAYER	GP	G	A	PTS	+/-	PIM	PP	SH	GW	OT	SHOTS	%
9	Derek Roy	80	26	43	69	9	48	10	1	6	3	215	12.1
19	Tim Connolly	73	17	48	65	10	28	7	1	5	2	206	8.3
29	Jason Pominville	82	24	38	62	13	22	8	0	2	0	252	9.5
26	Thomas Vanek	71	28	25	53	9	42	10	0	6	0	182	15.4
57	Tyler Myers*	82	11	37	48	13	32	3	0	1	0	104	10.6
55	Jochen Hecht	79	21	21	42	14	35	3	0	2	0	224	9.4
21	Drew Stafford	71	14	20	34	4	35	5	0	1	0	181	7.7
41	Clarke MacArthur	60	13	13	26	-14	47	3	0	3	0	99	13.1
13	Tim Kennedy*	78	10	16	26	-3	50	1	0	3	0	98	10.2
4	Steve Montador	78	5	18	23	0	75	0	0	2	0	134	3.7
28	Paul Gaustad	65	12	10	22	-7	82	3	0	1	0	111	10.8
25	Mike Grier	73	10	12	22	-4	14	0	0	2	0	123	8.1
34	Chris Butler	59	1	20	21	-15	22	0	0	0	0	61	1.6
5	Toni Lydman	67	4	16	20	10	30	0	0	1	0	77	5.2
10	Henrik Tallinder	82	4	16	20	13	32	0	0	0	0	53	7.5
36	Patrick Kaleta	55	10	5	15	2	89	0	2	4	1	64	15.6
52	Craig Rivet	78	1	14	15	-6	100	0	0	0	0	63	1.6
22	Adam Mair	69	6	8	14	-2	73	0	0	0	0	67	9.0
37	Matt Ellis	72	3	10	13	-1	12	0	0	1	0	112	2.7
44	Andrej Sekera	49	4	7	11	-1	6	0	0	0	0	59	6.8
63	Tyler Ennis*	10	3	6	9	1	6	0	0	0	0	23	13.0
42	Nathan Gerbe*	10	2	3	5	1	4	2	0	1	0	29	6.9
17	Raffi Torres	14	0	5	5	-3	2	0	0	0	0	21	0.0
12	Mark Mancari*	6	1	1	2	3	4	0	0	0	0	19	5.3
38	Nathan Paetsch	11	1	1	2	2	6	0	0	0	0	9	11.1
20	Daniel Paille	2	0	1	1	1	0	0	0	0	0	2	0.0
1	Jhonas Enroth*	1	0	0	0	0	0	0	0	0	0	0	0.0
40	Patrick Lalime	16	0	0	0	0	2	0	0	0	0	0	0.0
30	Ryan Miller	69	0	0	0	0	4	0	0	0	0	0	0.0
NO. GOALTENDER	GP	MIN	GAA	W	L	OT	EN	SO	GA	SA	SV%		
30	Ryan Miller	69	4047	2.22	41	18	8	7	5	150	2098	.929	
40	Patrick Lalime	16	854	2.81	4	8	2	0	0	40	432	.907	
1	Jhonas Enroth*	1	58	4.12	0	1	0	0	0	4	37	.892	
TEAM TOTALS	82	4992	2.42	45	27	10	7	5	201	2574	.922		

* Rookie

2010-11 REGULAR-SEASON SCORING

NO.	PLAYER	GP	G	A	PTS	+/-	PIM	PP	SH	GW	OT	SHOTS	%
26	Thomas Vanek	80	32	41	73	2	24	11	0	5	2	238	13.4
21	Drew Stafford	62	31	21	52	13	34	11	0	4	2	179	17.3
29	Jason Pominville	73	22	30	52	1	15	5	1	2	1	215	10.2
63	Tyler Ennis*	82	20	29	49	0	30	5	0	1	0	210	9.5
19	Tim Connolly	68	13	29	42	-10	20	6	0	3	0	151	8.6
57	Tyler Myers	80	10	27	37	0	40	3	0	5	2	122	8.2
3	Jordan Leopold	71	13	22	35	-11	36	5	0	1	0	134	9.7
9	Derek Roy	35	10	25	35	-1	16	2	0	1	0	89	11.2
42	Nathan Gerbe	64	16	15	31	11	34	2	0	3	0	171	9.4
28	Paul Gaustad	81	12	19	31	7	101	1	0	3	0	117	10.3
55	Jochen Hecht	67	12	17	29	4	40	0	0	4	0	172	7.0
44	Andrej Sekera	76	3	26	29	11	34	0	0	0	0	88	3.4
4	Steve Montador	73	5	21	26	16	83	0	0	0	0	118	4.2
8	Cody McCormick	81	8	12	20	2	142	0	0	1	0	104	7.7
20	Rob Niedermayer	71	5	14	19	-8	22	0	0	1	0	80	6.3
6	Mike Weber	58	4	13	17	13	69	0	0	0	0	53	7.5
25	Mike Grier	73	5	11	16	0	12	0	0	0	0	107	4.7
22	Brad Boyes	21	5	9	14	2	6	2	0	1	1	46	10.9
36	Patrick Kaleta	51	4	5	9	-4	78	0	1	0	0	65	6.2
34	Chris Butler	49	2	7	9	8	26	0	0	0	0	52	3.8
12	Mark Mancari	20	1	7	8	-1	12	1	0	0	0	43	2.3
27	Shaone Morrisonn	62	1	4	5	-2	32	0	0	1	1	44	2.3
72	Luke Adam*	19	3	1	4	6	12	0	0	1	0	31	9.7
17	Marc-Andre Gragnani*	9	1	2	3	0	2	0	0	1	1	11	9.1
24	Paul Byron*	8	1	1	2	0	2	0	0	0	0	5	20.0
30	Ryan Miller	66	0	2	2	0	6	0	0	0	0	0	0.0
40	Patrick Lalime	7	0	1	1	0	0	0	0	0	0	0	0.0
10	Mark Parrish	2	0	0	0	-2	0	0	0	0	0		

2011-12 39-32-11, 3RD PLACE

NORTHEAST DIVISION

Oct. 7	Anaheim#	4-1	W
Oct. 8	@ Los Angeles#	4-2	W
Oct. 14	Carolina	3-4	L
Oct. 15	@ Pittsburgh	3-2	W
Oct. 18	@ Montreal	3-1	W
Oct. 20	@ Florida	3-0	W
Oct. 22	@ Tampa Bay	0-3	L
Oct. 25	Tampa Bay	3-4	L
Oct. 27	Columbus	4-2	W
Oct. 29	Florida	2-3	L
Nov. 2	Philadelphia	2-3	L
Nov. 4	Calgary	2-1	W
Nov. 5	@ Ottawa	3-2	W**
Nov. 8	Winnipeg	6-5	W*
Nov. 11	Ottawa	5-1	W
Nov. 12	@ Boston	2-6	L
Nov. 14	@ Montreal	3-2	W**
Nov. 16	New Jersey	3-5	L
Nov. 18	@ Carolina	1-0	W
Nov. 19	Phoenix	2-4	L
Nov. 23	Boston	3-4	O**
Nov. 25	@ Columbus	1-5	L
Nov. 26	Washington	5-1	W
Nov. 29	NY Islanders	1-2	L
Dec. 2	Detroit	1-4	L
Dec. 3	@ Nashville	3-2	W
Dec. 7	Philadelphia	4-5	O*
Dec. 9	Florida	2-1	W*
Dec. 10	NY Rangers	1-4	L
Dec. 13	Ottawa	2-3	O*
Dec. 16	Toronto	5-4	W
Dec. 17	@ Pittsburgh	3-8	L
Dec. 20	@ Ottawa	1-4	L
Dec. 22	@ Toronto	2-3	L
Dec. 26	Washington	4-2	W
Dec. 28	@ New Jersey	1-3	L
Dec. 30	@ Washington	1-3	L
Dec. 31	Ottawa	2-3	O**
Jan. 3	Edmonton	4-3	W
Jan. 6	@ Carolina	2-4	L
Jan. 7	Winnipeg	1-2	O*

Jan. 10	@ Toronto	0-2	L
Jan. 13	Toronto	3-2	W
Jan. 14	@ NY Islanders	2-4	L
Jan. 16	@ Detroit	0-5	L
Jan. 18	@ Chicago	2-6	L
Jan. 19	@ Winnipeg	1-4	L
Jan. 21	@ St. Louis	2-4	L
Jan. 24	@ New Jersey	2-1	W**
Jan. 31	@ Montreal	3-1	W
Feb. 1	NY Rangers	0-1	O**
Feb. 4	@ NY Islanders	4-3	W**
Feb. 8	Boston	6-0	W
Feb. 10	Dallas	3-2	W**
Feb. 11	Tampa Bay	1-2	L
Feb. 14	New Jersey	1-4	L
Feb. 16	@ Philadelphia	2-7	L
Feb. 17	Montreal	3-4	O**
Feb. 19	Pittsburgh	6-2	W
Feb. 21	NY Islanders	2-1	W
Feb. 24	Boston	2-1	W**
Feb. 25	@ NY Rangers	2-3	O*
Feb. 29	@ Anaheim	2-0	W
Mar. 1	@ San Jose	1-0	W
Mar. 3	@ Vancouver	5-3	W
Mar. 5	@ Winnipeg	1-3	L
Mar. 7	Carolina	3-2	W*
Mar. 8	@ Boston	1-3	L
Mar. 10	@ Ottawa	4-3	W**
Mar. 12	Montreal	3-2	W*
Mar. 14	Colorado	4-5	O**
Mar. 17	@ Florida	2-3	O**
Mar. 19	@ Tampa Bay	7-3	W
Mar. 21	Montreal	3-0	W
Mar. 23	@ NY Rangers	4-1	W
Mar. 24	Minnesota	3-1	W
Mar. 27	@ Washington	5-1	W
Mar. 30	Pittsburgh	3-5	L
Mar. 31	@ Toronto	3-4	L
Apr. 3	Toronto	6-5	W*
Apr. 5	@ Philadelphia	1-2	L
Apr. 7	@ Boston	3-4	O**

* - overtime decision ** - shootout decision # - played at Hartwall Arena (Helsinki, Finland) ## - played at Arena Berlin (Berlin, Germany)

2012-13 21-21-6, 5TH PLACE

NORTHEAST DIVISION

Jan. 20	Philadelphia	5-2	W
Jan. 21	@ Toronto	2-1	W
Jan. 24	@ Carolina	3-6	L
Jan. 25	Carolina	1-3	L
Jan. 27	@ Washington	2-3	L
Jan. 29	Toronto	3-4	O*
Jan. 31	@ Boston	7-4	W
Feb. 2	@ Montreal	1-6	L
Feb. 3	Florida	3-4	L
Feb. 5	@ Ottawa	3-4	L
Feb. 7	Montreal	5-4	W**
Feb. 9	@ NY Islanders	3-2	W
Feb. 10	Boston	1-3	L
Feb. 12	@ Ottawa	0-2	L
Feb. 15	Boston	4-2	W
Feb. 17	Pittsburgh	3-4	L
Feb. 19	Winnipeg	1-2	L
Feb. 21	@ Toronto	1-3	L
Feb. 23	NY Islanders	0-4	L
Feb. 26	@ Tampa Bay	2-1	W
Feb. 28	@ Florida	4-3	W**
Mar. 2	New Jersey	4-3	W**
Mar. 3	@ NY Rangers	2-3	O**
Mar. 5	@ Carolina	3-4	L
Mar. 7	@ New Jersey	2-3	O**
Mar. 10	@ Philadelphia	2-3	L
Mar. 12	NY Rangers	3-1	W
Mar. 16	Ottawa	3-4	O*
Mar. 17	@ Washington	3-5	L
Mar. 19	@ Montreal	3-2	W*
Mar. 21	Toronto	5-4	W**
Mar. 23	@ Montreal	2-1	W
Mar. 26	@ Tampa Bay	1-2	L
Mar. 28	@ Florida	4-5	O**
Mar. 30	Washington	3-4	O**
Mar. 31	Boston	0-2	L
Apr. 2	@ Pittsburgh	4-1	W
Apr. 5	Ottawa	4-2	W
Apr. 7	New Jersey	3-2	W**
Apr. 9	@ Winnipeg	1-4	L
Apr. 11	Montreal	1-5	L

Apr. 13	Philadelphia	1-0	W
Apr. 14	Tampa Bay	3-1	W
Apr. 17	@ Boston	3-2	W**
Apr. 19	NY Rangers	4-8	L
Apr. 22	Winnipeg	1-2	L
Apr. 23	@ Pittsburgh#	4-2	W
Apr. 26	NY Islanders	2-1	W**

* - overtime decision ** - shootout decision # - rescheduled from April 20

2011-12 REGULAR-SEASON SCORING

NO.	PLAYER	GP	G	A	PTS	+/-	PIM	PP	SH	GW	OT	SHOTS	%
29	Jason Pominville	82	30	43	73	-7	12	8	2	5	2	235	12.8
26	Thomas Vanek	78	26	35	61	-6	52	10	0	5	1	204	12.7
21	Drew Stafford	80	20	30	50	5	46	3	1	4	0	226	8.8
9	Derek Roy	80	17	27	44	-7	54	6	1	2	1	176	9.7
63	Tyler Ennis	48	15	19	34	11	14	2	0	1	0	82	18.3
10	Christian Ehrhoff	66	5	27	32	-2	47	1	0	3	0	136	3.7
23	Ville Leino	71	8	17	25	-2	16	1	0	1	0	78	10.3
42	Nathan Gerbe	62	6	19	25	2	32	0	0	2	0	137	4.4
3	Jordan Leopold	79	10	14	24	4	28	1	0	0	0	110	9.1
57	Tyler Myers	55	8	15	23	5	33	3	0	1	1	84	9.5
22	Brad Boyes	65	8	15	23	2	6	2	0	0	0	100	8.0
72	Luke Adam*	52	10	10	20	-6	14	0	0	0	0	89	11.2
28	Paul Gaustad	56	7	10	17	-1	70	0	0	3	0	62	11.3
82	Marcus Foligno*	14	6	7	13	6	9	2	0	1	0	23	26.1
44	Andrei Sekera	69	3	10	13	3	18	1	0	0	0	88	3.4
17	Patrick Gragnani*	44	1	11	12	10	20	1	0	0	0	35	2.9
36	Patrick Kaleta	63	5	5	10	-5	116	0	0	1	0	69	7.2
55	Jochen Hecht	22	4	4	8	1	6	0	1	0	0	40	10.0
52	Alexander Sulzer	15	3	5	8	2	6	0	0	0	0	22	13.6
19	Cody Hodgson*	20	3	5	8	-7	2	2	0	1	0	51	5.9
78	Corey Tropp*	34	3	5	8	0	20	0	0	1	0	32	9.4
37	Matt Ellis	60	3	5	8	-3	25	0	0	1	0	85	3.5
81	Brayden McNabb*	25	1	7	8	-1	15	1	0	0	0	23	4.3
6	Mike Weber	51	1	4	5	-19	64	0	0	0	0	51	2.0
24	Robyn Regehr	76	1	4	5	-12	56	0	0	0	0	49	2.0
58	Paul Szczechura	9	1	3	4	0	4	0	0	0	0	11	9.1
8	Cody McCormick	50	1	3	4	-7	56	0	0	0	0	43	2.3
65	Travis Turnbull*	3	1	0	1	0	5	0	0	0	0	3	33.3
33	TJ Brennan*	11	1	0	1	0	6	0	0	0	0	14	7.1
15	Colin Stuart	2	0	0	0	-3	0	0	0	0	0	0	0.0
31	Drew MacIntyre*	2	0	0	0	0	0	0	0	0	0	0	0.0
71	Derek Whitmore	2	0	0	0	0	0	0	0	0	0	2	0.0
4	Joe Finley*	5	0	0	0	-3	12	0	0	0	0	1	0.0
1	Jhonas Enroth*	26	0	0	0	0	2	0	0	0	0	0	0.0
30	Ryan Miller	61	0	0	0	0	0	0	0	0	0	0	0.0

NO.	GOALTENDER	GP	MIN	GAA	W	L	O	EN	SO	GA	SA	SV%
30	Ryan Miller	61	3536	2.55	31	21	7	6	6	150	1788	.916
1	Jhonas Enroth*	26	1399	2.70	8	11	4	3	1	63	756	.917
31	Drew MacIntyre*	2	43	1.40	0	0	0	0	0	1	18	.944
TEAM TOTALS		82	4978	2.58	39	32	11	9	7	214	2562	.916

* Rookie

2012-13 REGULAR-SEASON SCORING

NO.	PLAYER	GP	G	A	PTS	+/-	PIM	PP	SH	GW	OT	SHOTS	%
26	Thomas Vanek	38	20	21	41	-1	20	9	1	2	0	119	16.8
19	Cody Hodgson	48	15	19	34	-4	20	3	1	1	0	114	13.2
63	Tyler Ennis	47	10	21	31	-14	16	2	0	0	0	108	9.3
29	Jason Pominville	37	10	15	25	1	8	1	1	1	0	94	10.6
9	Steve Ott	48	9	15	24	3	93	2	0	3	1	73	12.3
10	Christian Ehrhoff	47	5	17	22	6	34	1	0	2	0	102	4.9
21	Drew Stafford	46	6	12	18	-16	21	0	0	0	0	121	5.0
82	Marcus Foligno*	47	5	13	18	-4	41	1	0	0	0	55	9.1
55	Jochen Hecht	47	5	9	14	6	18	0	1	1	0	69	7.2
44	Andrei Sekera	37	2	10	12	-2	4	0	0	0	0	33	6.1
65	Brian Flynn*	26	6	5	11	6	0	0	1	1	0	49	12.2
42	Nathan Gerbe	42	5	10	-3	14	0	1	0	0	0	64	7.8
12	Kevin Porter	31	4	5	9	-1	10	0	1	0	0	37	10.8
57	Tyler Myers	39	3	5	8	-8	32	1	0	2	0	48	6.3
3	Jordan Leopold	24	2	6	8	-6	14	0	0	0	0	38	5.3
6	Mike Weber	42	1	6	7	3	70	0	0	0	0	25	4.0
23	Ville Leino	8	2	4	6	0	6	1	0	0	0	11	18.2
53	Mark Pysyk*	19	1	4	5	-7	0	1	0	0	0	21	4.8
25	Mikhail Grigorenko*	25	1	4	5	-1	0	0	0	0	0	31	3.2
52	Alexander Sulzer	17	3	1	4	3	10	0	0	1	0	15	20.0
27	Adam Pardy	17	0	4	4	4	14	0	0	0	0	6	0.0
24	Robyn Regehr	29	0	2	2	-4	21	0	0	0	0	15	0.0
72	Luke Adam	4	1	0	1	1	2	0	0	0	0	2	50.0
33	TJ Brennan*	10	1	0	1	-1	6	1	0	0	0	18	5.6
36	Patrick Kaleta	34	1	0	1	-4	67	0	0	0	0	34	2.9
37	Matt Ellis	6	0	0	0	0	0	0	0	0	0	8	0.0
5	Chad Ruhwedel*	7	0	0	0	0	0	0	0	0	0	8	0.0
8	Cody McCormick	8	0	0	0	-2	10	0	0	0	0	6	0.0
1	Jhonas Enroth	12	0										

2013-14 21-51-10, 8TH PLACE ATLANTIC DIVISION

Oct. 2	@ Detroit	1-2	L	Jan. 4	New Jersey	2-1	W
Oct. 4	Ottawa	0-1	L	Jan. 9	Florida	1-2	O**
Oct. 5	@ Pittsburgh	1-4	L	Jan. 12	@ Washington	2-1	W**
Oct. 8	Tampa Bay	2-3	O*	Jan. 14	Philadelphia	3-4	L
Oct. 10	Columbus	1-4	L	Jan. 15	@ Toronto	3-4	O**
Oct. 12	@ Chicago	1-2	L	Jan. 18	Columbus	3-4	O**
Oct. 14	Minnesota	1-2	L	Jan. 21	Florida	3-4	L
Oct. 15	@ NY Islanders	4-3	W**	Jan. 23	Carolina	3-5	L
Oct. 17	Vancouver	0-3	L	Jan. 25	@ Columbus	5-2	W
Oct. 19	Colorado	2-4	L	Jan. 27	@ Pittsburgh	0-3	L
Oct. 23	Boston	2-5	L	Jan. 28	Washington	4-5	O*
Oct. 25	@ Florida	3-1	W	Jan. 30	@ Phoenix	3-2	W
Oct. 26	@ Tampa Bay	2-3	L	Feb. 1	@ Colorado	1-7	L
Oct. 28	Dallas	3-4	L	Feb. 3	Edmonton	2-3	L
Oct. 31	@ NY Rangers	0-2	L	Feb. 5	Pittsburgh	1-5	L
Nov. 2	Anaheim	3-6	L	Feb. 6	@ Ottawa	2-3	L
Nov. 5	@ San Jose	5-4	W**	Feb. 25	Carolina#	3-2	W
Nov. 7	@ Los Angeles	0-2	L	Feb. 26	Boston	5-4	W*
Nov. 8	@ Anaheim	2-6	L	Feb. 28	San Jose	4-2	W
Nov. 12	Los Angeles	3-2	W**	Mar. 3	@ Dallas	2-3	L
Nov. 15	Toronto	3-1	W	Mar. 6	@ Tampa Bay	3-1	W
Nov. 16	@ Toronto	2-4	L	Mar. 7	@ Florida	0-2	L
Nov. 19	St. Louis	1-4	L	Mar. 9	Chicago	1-2	L
Nov. 21	@ Philadelphia	1-4	L	Mar. 11	Nashville	1-4	L
Nov. 24	Detroit	1-3	L	Mar. 13	@ Carolina	2-4	L
Nov. 27	Montreal	1-3	L	Mar. 15	@ NY Islanders	1-4	L
Nov. 29	Toronto	3-2	W*	Mar. 16	Montreal	0-2	L
Nov. 30	@ New Jersey	0-1	O*	Mar. 18	@ Calgary	1-3	L
Dec. 5	NY Rangers	1-3	L	Mar. 20	@ Edmonton	3-1	W
Dec. 7	@ Montreal	2-3	L	Mar. 23	@ Vancouver	2-4	L
Dec. 10	Ottawa	2-1	W**	Mar. 25	@ Montreal	0-2	L
Dec. 12	@ Ottawa	1-2	L	Mar. 27	@ Nashville	1-6	L
Dec. 14	Calgary	1-2	O*	Mar. 29	Tampa Bay	3-4	O*
Dec. 17	Winnipeg	4-2	W	Apr. 1	New Jersey	3-2	W**
Dec. 19	Boston	4-2	W	Apr. 3	@ St. Louis	1-2	L
Dec. 21	@ Boston	1-4	L	Apr. 4	@ Detroit	2-3	L
Dec. 23	Phoenix	2-1	W*	Apr. 6	@ Philadelphia	2-5	L
Dec. 27	@ Toronto	3-4	O**	Apr. 8	Detroit	2-4	L
Dec. 29	Washington	2-1	W**	Apr. 10	@ NY Rangers	1-2	L
Dec. 31	@ Winnipeg	0-3	L	Apr. 12	@ Boston	1-4	L
Jan. 2	@ Minnesota	1-4	L	Apr. 13	NY Islanders	3-4	O**

* - overtime decision ** - shootout decision # - rescheduled from Jan. 7

2014-15 23-51-8, 8TH PLACE ATLANTIC DIVISION

Oct. 9	Columbus	1-3	L	Jan. 8	@ Carolina	2-5	L
Oct. 11	@ Chicago	2-6	L	Jan. 9	@ Tampa Bay	1-2	L
Oct. 13	Anaheim	1-5	L	Jan. 13	Detroit	1-3	L
Oct. 14	@ Carolina	4-3	W**	Jan. 15	Minnesota	0-7	L
Oct. 17	Florida	0-1	L	Jan. 17	Philadelphia	3-4	L
Oct. 18	Boston	0-4	L	Jan. 18	@ Detroit	4-6	L
Oct. 22	@ Anaheim	1-4	L	Jan. 27	@ Calgary	1-4	L
Oct. 23	@ Los Angeles	0-2	L	Jan. 29	@ Edmonton	2-3	L
Oct. 25	@ San Jose	2-1	W	Jan. 30	@ Vancouver	2-5	L
Oct. 28	@ Toronto	0-4	L	Feb. 3	@ Montreal	3-2	W
Oct. 30	Boston	2-3	O*	Feb. 5	St. Louis	0-3	L
Nov. 1	@ Pittsburgh	0-5	L	Feb. 7	Dallas	3-2	W
Nov. 2	Detroit	3-2	W**	Feb. 8	NY Islanders	2-3	L
Nov. 5	Montreal	1-2	O**	Feb. 10	Ottawa	1-2	L
Nov. 7	Edmonton	2-3	L	Feb. 15	Philadelphia	1-2	L
Nov. 8	Pittsburgh	1-6	L	Feb. 17	@ New Jersey	1-2	O**
Nov. 11	@ St. Louis	1-6	L	Feb. 19	@ Philadelphia	3-2	W**
Nov. 13	@ Minnesota	3-6	L	Feb. 20	NY Rangers##	1-3	L
Nov. 15	Toronto	6-2	W	Feb. 22	Nashville	1-2	O**
Nov. 18	San Jose	4-1	W	Feb. 24	@ Columbus	4-2	W
Nov. 22	@ Washington	2-1	W	Feb. 26	Vancouver	6-3	W
Nov. 26	Winnipeg	1-2	L	Feb. 28	@ Florida	3-5	L
Nov. 28	Montreal	2-1	W	Mar. 3	@ Tampa Bay	0-3	L
Nov. 29	@ Montreal	4-3	W**	Mar. 6	@ Ottawa	2-3	L
Dec. 2	Tampa Bay	2-1	W**	Mar. 7	@ Washington	1-6	L
Dec. 4	@ Tampa Bay	0-5	L	Mar. 11	@ Toronto	3-4	O**
Dec. 6	@ Florida	2-3	L	Mar. 14	NY Rangers	0-2	L
Dec. 9	Los Angeles	1-0	W	Mar. 16	Washington	3-4	O**
Dec. 11	Calgary	4-3	W	Mar. 17	@ Boston	2-1	W**
Dec. 13	Florida	4-3	W*	Mar. 20	New Jersey	1-3	L
Dec. 15	Ottawa#	5-4	W**	Mar. 21	@ Nashville	0-3	L
Dec. 16	@ Winnipeg	1-5	L	Mar. 23	@ Dallas	3-4	L
Dec. 20	Colorado	1-5	L	Mar. 26	Arizona	3-4	O*
Dec. 21	@ Boston	3-4	O*	Mar. 28	@ Colorado	4-5	L
Dec. 23	@ Detroit	3-6	L	Mar. 30	@ Arizona	3-1	W
Dec. 27	NY Islanders	4-3	W**	Apr. 1	Toronto	4-3	W
Dec. 29	@ Ottawa	2-5	L	Apr. 3	Chicago	3-4	L
Dec. 31	Tampa Bay	1-5	L	Apr. 4	@ NY Islanders	0-3	L
Jan. 2	Florida	0-2	L	Apr. 6	Carolina	4-3	W
Jan. 3	@ NY Rangers	1-6	L	Apr. 10	@ Columbus	2-4	L
Jan. 6	@ New Jersey	1-4	L	Apr. 11	Pittsburgh	0-2	L

* - overtime decision ** - shootout decision # - rescheduled from Feb. 20 ## - rescheduled from Nov. 21

2013-14 REGULAR-SEASON SCORING

NO.	PLAYER	GP	G	A	PTS	+/-	PIM	PP	SH	GW	OT	SHOTS	%
19	Cody Hodgson	72	20	24	44	-26	20	9	0	0	0	182	11.0
63	Tyler Ennis	80	21	22	43	-25	42	6	0	0	0	210	10.0
21	Drew Stafford	70	16	18	34	-19	39	2	1	1	0	185	8.6
10	Christian Ehrhoff	79	6	27	33	-27	38	1	1	2	1	161	3.7
26	Matt Moulson	44	11	18	29	-8	20	3	0	2	0	105	10.5
57	Tyler Myers	62	9	13	22	-26	58	3	0	0	0	99	9.1
28	Zemgus Girgensons*	70	8	14	22	-6	14	0	1	1	0	115	7.0
9	Steve Ott	59	9	11	20	-26	55	6	0	1	0	99	9.1
82	Marcus Foligno	67	7	12	19	-17	82	0	1	3	0	79	8.9
4	Jamie McBain	64	6	11	17	-13	14	2	0	0	0	98	6.1
23	Ville Leino	58	0	15	15	-16	10	0	0	0	0	38	0.0
65	Brian Flynn	79	6	7	13	-10	14	0	1	0	0	102	5.9
27	Matt D'Agostini	49	5	6	11	-14	22	2	0	2	1	99	5.1
26	Thomas Vanek	13	4	5	9	-5	4	1	0	0	0	50	8.0
6	Mike Weber	68	1	8	9	-29	73	0	0	0	0	47	2.1
20	Henrik Tallinder	64	2	6	8	-21	34	0	0	0	0	40	5.0
3	Mark Pysyk*	44	1	6	7	-11	16	0	0	1	1	51	2.0
37	Matt Ellis	50	4	2	6	-6	4	0	0	0	0	70	5.7
88	Cory Conacher	19	3	3	6	-7	16	1	0	1	0	27	11.1
8	Cody McCormick	29	1	4	5	-8	45	0	0	0	0	20	5.0
55	Rasmus Ristolainen*	34	2	2	4	-15	6	0	0	0	0	52	3.8
22	Johan Larsson*	28	0	4	4	0	19	0	0	0	0	21	0.0
25	Mikhail Grigorenko*	18	2	1	3	-3	2	0	0	0	0	20	10.0
84	Philip Varone*	9	1	1	2	-3	4	0	0	0	0	15	6.7
17	Linus Omark	13	0	2	2	-5	6	0	0	0	0	10	0.0
52	Alexander Sulzer	25	0	2	2	-3	8	0	0	0	0	21	0.0
30	Ryan Miller	40	0	2	2	0	0	0	0	0	0	0	0.0
61	Nikita Zadorov*	7	1	0	1	-4	4	0	0	0	0	4	25.0
17	Torrey Mitchell	9	1	0	1	0	4	0	0	0	0	9	11.1
72	Luke Adam	12	1	0	1	0	4	0	0	0	0	16	6.3
44	Nicolas Deslauriers*	17	1	0	1	-10	18	0	0	0	0	30	3.3
32	John Scott	56	1	0	1	-12	125	0	0	0	0	16	6.3
29	Jake McCabe*	7	0	1	1	-3	15	0	0	0	0	1	0.0
78	Corey Tropp	9	0	1	1	-8	0	0	0	0	0	7	0.0
12	Kevin Porter	12	0	1	1	-5	2	0	0	0	0	3	0.0
5	Chad Ruhwedel*	21	0	1	1	-3	2	0	0	0	0	35	0.0
24	Zenon Konopka	23	0	1	1	-4	33	0	0	0	0	6	0.0
49	Connor Knapp*	2	0	1	0	0	0	0	0	0	0	0	0.0
34	Michal Neuvirth	2	0	0	0	0	0	0	0	0	0	0	0.0
36	Patrick Kaleta	5	0	0	0	-1	5	0	0	0	0	0	0.0
80	Chris Stewart	5	0	0	0	-2	6	0	0	0	0	3	0.0
50	Nathan Lieuwen*	7	0	0	0	0	0	0	0	0	0	0	0.0
31	Matt Hackett*	8	0	0	0	0	0	0	0	0	0	0	0.0
44	Brayden McNabb*	12	0	0	0	1	6	0	0	0	0	10	0.0
1	Jhonas Enroth	28	0	0	0	0	0	0	0	0	0	0	0.0
NO.	GOALTENDER	GP	MIN	GAA	W	L	OT	EN	SO	GA	SA	SV%	
30	Ryan Miller	40	2384	2.72	15	22	3	4	0	108	1411	.923	
1	Jhonas Enroth	28	1574	2.82	4	17	5	6	0	74	834	.911	
50	Nathan Lieuwen*	7	363	2.98	1	4	0	0	0	18	191	.906	
31	Matt Hackett*	8	426	3.10	1	6	1	1	0	22	239	.908	
34	Michal Neuvirth	2	117	2.56	0	2	0	1	0	5	98	.949	
49	Connor Knapp*	2	77	3.12	0	0	1	0	0	4	32	.875	
TEAM TOTALS		82	4941	2.81	21	51	10	12	0	231	2805	.918	

*Rookie

2014-15 REGULAR-SEASON SCORING

NO.	PLAYER	GP	G	A	PTS	+/-	PIM	PP	SH	GW	OT	SHOTS	%
63	Tyler Ennis	78	20	26	46	-19	37	6	1	2	0	185	10.8
26	Matt Moulson	77	13	28	41	-11	4	3	0	2	0	156	8.3
12	Brian Gionta	69	13	22	35	-13	18	3	1	2	0	153	8.5
28	Zemgus Girgensons	61	15	15	30	-16	25	1	3	1	0	115	13
80	Chris Stewart	61	11	14	25	-30	63	5	0	0	0	116	9.5
21	Drew Stafford	50	9	15	24	-18	39	2	0	1	0	91	9.9
82	Marcus Foligno	57	8	12	20	-5	50	0	0	0	0	66	12.1
55	Rasmus Ristolainen	78	8	12	20	-32	26	4	0	0	0	121	6.6
65	Brian Flynn	54	5	12	17	-3	8	0	0	0	0	73	6.8
22	Johan Larsson	39	6	10	16	0	12	1	0	0	0	50	12
44													

2015-16 35-36-11, 7TH PLACE ATLANTIC DIVISION

Oct. 8	Ottawa	1-3	L	Jan. 10	@ Winnipeg	4-2	W
Oct. 10	Tampa Bay	1-4	L	Jan. 12	@ Minnesota	3-2	W
Oct. 12	Columbus	4-2	W	Jan. 15	Boston	1-4	L
Oct. 15	@ Florida	2-3	L	Jan. 16	Washington	4-1	W
Oct. 17	@ Tampa Bay	1-2	L	Jan. 18	@ Arizona	2-1	W
Oct. 21	Toronto	2-1	W**	Jan. 20	@ Colorado	1-2	L
Oct. 23	Montreal	2-7	L	Jan. 22	Detroit	0-3	L
Oct. 24	New Jersey	3-4	L	Jan. 25	@ NY Rangers	3-6	L
Oct. 27	@ Philadelphia	4-3	W*	Jan. 26	@ Ottawa	3-2	W
Oct. 29	@ Pittsburgh	3-4	L	Feb. 3	@ Montreal	4-2	W
Oct. 30	Philadelphia	3-1	W	Feb. 4	Boston	2-3	O**
Nov. 1	@ NY Islanders	2-1	W	Feb. 6	@ Boston	1-2	O*
Nov. 5	Tampa Bay	1-4	L	Feb. 9	Florida	4-7	L
Nov. 7	Vancouver	3-2	W	Feb. 11	@ Philadelphia	1-5	L
Nov. 10	@ Tampa Bay	4-1	W	Feb. 12	Montreal	6-4	W
Nov. 12	@ Florida	3-2	W	Feb. 14	Colorado	4-1	W
Nov. 14	San Jose	1-2	O*	Feb. 16	@ Ottawa	1-2	O**
Nov. 17	Dallas	1-3	L	Feb. 19	@ Columbus	4-0	W
Nov. 19	@ St. Louis	2-3	O**	Feb. 21	Pittsburgh	3-4	L
Nov. 21	@ Dallas	0-3	L	Feb. 24	@ Anaheim	0-1	L
Nov. 23	St. Louis	1-2	L	Feb. 26	@ San Jose	3-1	W
Nov. 25	Nashville	2-3	L	Feb. 27	@ Los Angeles	0-2	L
Nov. 27	Carolina	4-1	W	Mar. 1	Edmonton	1-2	O*
Nov. 28	@ Nashville	4-1	W	Mar. 3	Calgary	6-3	W
Dec. 1	@ Detroit	4-5	O**	Mar. 5	Minnesota	2-3	O**
Dec. 4	Arizona	5-2	W	Mar. 7	@ Toronto	4-3	W**
Dec. 6	@ Edmonton	2-4	L	Mar. 8	NY Rangers	2-4	L
Dec. 7	@ Vancouver	2-5	L	Mar. 10	@ Montreal	2-3	L
Dec. 10	@ Calgary	3-4	L	Mar. 12	Carolina	3-2	W*
Dec. 12	Los Angeles	2-1	W*	Mar. 16	Montreal	2-3	O*
Dec. 14	@ Detroit	2-1	W	Mar. 18	Ottawa	3-1	W
Dec. 15	New Jersey	0-2	L	Mar. 19	@ Toronto	1-4	L
Dec. 17	Anaheim	3-0	W	Mar. 22	@ Carolina	3-2	W
Dec. 19	Chicago	2-3	O**	Mar. 26	Winnipeg	3-2	W
Dec. 26	@ Boston	6-3	W	Mar. 28	@ Detroit	2-3	L
Dec. 28	Washington	0-2	L	Mar. 29	@ Pittsburgh	4-5	O**
Dec. 30	@ Washington	2-5	L	Mar. 31	Toronto	4-1	W
Dec. 31	NY Islanders	1-2	L	Apr. 2	@ NY Rangers	4-3	W
Jan. 2	Detroit	3-4	L	Apr. 5	@ New Jersey	3-1	W
Jan. 5	Florida	1-5	L	Apr. 8	Columbus	1-4	L
Jan. 8	@ Chicago	1-3	L	Apr. 9	@ NY Islanders	4-3	W*

* - overtime decision ** - shootout decision

2016-17 32-34-12, 5TH PLACE ATLANTIC DIVISION

Oct. 13	Montreal	1-4	L	Jan. 13	@ Carolina	2-5	L
Oct. 16	@ Edmonton	6-2	W	Jan. 16	Dallas	4-1	W
Oct. 18	@ Calgary	3-4	O*	Jan. 17	@ Toronto	3-4	L
Oct. 20	@ Vancouver	1-2	L	Jan. 20	Detroit	3-2	W*
Oct. 25	@ Philadelphia	3-4	O**	Jan. 21	@ Montreal	3-2	W*
Oct. 27	Minnesota	0-4	L	Jan. 24	@ Nashville	5-4	W*
Oct. 29	Florida	3-0	W	Jan. 26	@ Dallas	3-4	L
Oct. 30	@ Winnipeg	3-1	W	Jan. 31	@ Montreal	2-5	L
Nov. 1	@ Minnesota	2-1	W	Feb. 2	NY Rangers	1-2	O*
Nov. 3	Toronto	1-2	L	Feb. 4	Ottawa	4-0	W
Nov. 5	@ Ottawa	2-1	W	Feb. 6	@ New Jersey	1-2	L
Nov. 7	@ Boston	0-4	L	Feb. 7	San Jose	5-4	W*
Nov. 9	Ottawa	1-2	O**	Feb. 9	Anaheim	2-5	L
Nov. 11	New Jersey	1-2	O*	Feb. 11	@ Toronto	3-1	W
Nov. 12	@ New Jersey	2-4	L	Feb. 12	Vancouver	2-4	L
Nov. 15	@ St. Louis	1-4	L	Feb. 14	@ Ottawa	3-2	W
Nov. 17	Tampa Bay	1-4	L	Feb. 16	Colorado	2-0	W
Nov. 19	Pittsburgh	2-1	W**	Feb. 18	St. Louis	3-2	W
Nov. 21	Calgary	4-2	W	Feb. 19	Chicago	1-5	L
Nov. 23	Detroit	1-2	O**	Feb. 25	@ Colorado	3-5	L
Nov. 25	@ Washington	1-3	L	Feb. 26	@ Arizona	2-3	L
Nov. 29	@ Ottawa	5-4	W	Feb. 28	Nashville	4-5	O*
Dec. 1	NY Rangers	4-3	W	Mar. 2	Arizona	6-3	W
Dec. 3	Boston	1-2	L	Mar. 4	Tampa Bay	1-2	O**
Dec. 5	@ Washington	2-3	O*	Mar. 5	@ Pittsburgh	3-4	L
Dec. 6	Edmonton	4-3	W*	Mar. 7	Philadelphia	3-6	L
Dec. 9	Washington	1-4	L	Mar. 10	@ Columbus	3-4	L
Dec. 13	Los Angeles	6-3	W	Mar. 11	Columbus	5-3	W
Dec. 16	NY Islanders	3-2	W*	Mar. 14	@ San Jose	1-4	L
Dec. 17	@ Carolina	1-2	O**	Mar. 16	@ Los Angeles	0-2	L
Dec. 20	@ Florida	3-4	O**	Mar. 17	@ Anaheim	2-1	W**
Dec. 22	Carolina	1-3	L	Mar. 20	Detroit	2-1	W
Dec. 23	@ NY Islanders	1-5	L	Mar. 21	Pittsburgh	1-3	L
Dec. 27	@ Detroit	4-3	W	Mar. 25	Toronto	5-2	W
Dec. 29	Boston	2-4	L	Mar. 27	Florida	4-2	W
Dec. 31	@ Boston	1-3	L	Mar. 28	@ Columbus	1-3	L
Jan. 3	@ NY Rangers	4-1	W	Apr. 2	NY Islanders	2-4	L
Jan. 5	@ Chicago	3-4	O*	Apr. 3	Toronto	2-4	L
Jan. 7	Winnipeg	4-3	W	Apr. 5	Montreal	2-1	W
Jan. 10	Philadelphia	4-1	W	Apr. 8	@ Florida	0-3	L
Jan. 12	@ Tampa Bay	2-4	L	Apr. 9	@ Tampa Bay	2-4	L

* - overtime decision ** - shootout decision

2015-16 REGULAR-SEASON SCORING

NO.	PLAYER	GP	G	A	PTS	+/-	PIM	PP	SH	GW	OT	SHOTS	%
90	Ryan O'Reilly	71	21	39	60	-16	8	8	1	2	1	157	13.4
15	Jack Eichel*	81	24	32	56	-16	22	8	0	5	1	238	10.1
23	Sam Reinhart*	79	23	19	42	-8	8	8	0	3	0	165	13.9
55	Rasmus Ristolainen	82	9	32	41	-21	33	4	0	1	0	202	4.5
9	Evander Kane	65	20	15	35	-14	91	2	1	3	0	271	7.4
12	Brian Gionta	79	12	21	33	-5	12	1	0	2	1	169	7.1
88	Jamie McGinn	63	14	13	27	-10	10	6	0	3	0	109	12.8
47	Zach Bogosian	64	7	17	24	-11	68	3	0	1	0	121	5.8
82	Marcus Foligno	75	10	13	23	4	79	0	2	2	0	81	12.3
26	Matt Moulson	81	8	13	21	-5	16	2	0	1	0	111	7.2
28	Zemgus Girgensons	71	7	11	18	0	20	1	0	1	1	110	6.4
22	Johan Larsson	74	10	7	17	-4	27	1	0	5	0	95	10.5
46	Cody Franson	59	4	13	17	-5	26	1	0	1	0	92	4.3
17	David Legwand	79	5	9	14	-4	14	0	1	0	0	61	8.2
29	Jake McCabe*	77	4	10	14	6	51	0	0	0	0	62	6.5
44	Nicolas Deslauriers	70	6	6	12	-14	59	0	0	1	0	72	8.3
4	Josh Gorges	77	2	10	12	-7	72	0	0	0	0	57	3.5
63	Tyler Ennis	23	3	8	11	-9	11	2	0	0	0	57	5.3
3	Mark Pysyk	55	1	10	11	-1	32	0	0	0	0	44	2.3
19	Cal O'Reilly	20	3	4	7	-1	2	1	0	1	0	10	30
6	Mike Weber	35	1	4	5	3	32	0	0	0	0	28	3.6
25	Carlo Colaiacovo	36	1	4	5	-11	10	0	0	0	0	29	3.4
34	Casey Nelson*	7	0	4	4	1	8	0	0	0	0	5	0.0
59	Tim Schaller*	17	1	2	3	3	2	0	1	1	0	18	5.6
71	Evan Rodrigues*	2	1	1	2	2	0	0	0	0	0	8	12.5
84	Phil Varone	5	1	1	2	1	2	0	0	0	0	2	50
52	Hudson Fasching*	7	1	1	2	2	4	0	0	0	0	9	11.1
31	Chad Johnson	45	0	2	2	0	0	0	0	0	0	0	0.0
40	Robin Lehner	21	0	1	1	0	8	0	0	0	0	0	0.0
33	Jason Kasdorf*	1	0	0	0	0	0	0	0	0	0	0	0.0
5	Chad Ruhwedel	1	0	0	0	0	2	0	0	0	0	1	0.0
10	Cole Schneider*	2	0	0	0	0	0	0	0	0	0	5	0.0
56	Justin Bailey*	8	0	0	0	-2	2	0	0	0	0	22	0.0
43	Daniel Catennacci*	11	0	0	0	-2	0	0	0	0	0	7	0.0
35	Linus Ullmark*	20	0	0	0	0	0	0	0	0	0	0	0.0
NO.	GOALTENDER	GP	MIN	GAA	W	L	OT	EN	SO	GA	SA	SV%	
31	Chad Johnson	45	2591	2.36	22	16	4	8	1	102	1270	.920	
35	Linus Ullmark*	20	1131	2.60	8	10	2	2	0	49	565	.913	
40	Robin Lehner	21	1164	2.47	5	9	5	1	1	48	634	.924	
33	Jason Kasdorf*	1	60	4.00	0	1	0	0	0	4	30	.867	
	TEAM TOTALS	82	4946	2.46	35	36	11	11	2	203	2499	.919	

*Rookie

2016-17 REGULAR-SEASON SCORING

NO.	PLAYER	GP	G	A	PTS	+/-	PIM	PP	SH	GW	OT	SHOTS	%
15	Jack Eichel	61	24	33	57	-13	22	10	0	4	1	249	9.6
90	Ryan O'Reilly	72	20	35	55	-1	10	8	1	3	0	189	10.6
23	Sam Reinhart*	79	17	30	47	-11	8	9	0	3	0	178	9.6
21	Kyle Okposo	65	19	26	45	-7	24	7	0	2	1	156	12.2
55	Rasmus Ristolainen	79	6	39	45	-9	58	1	0	2	2	186	3.2
9	Evander Kane	70	28	15	43	-17	113	3	0	5	1	260	10.8
12	Brian Gionta	82	15	20	35	-11	22	3	1	3	0	149	10.1
26	Matt Moulson	81	14	18	32	-4	10	11	0	2	0	134	10.4
82	Marcus Foligno	80	13	10	23	-1	73	0	1	0	0	97	13.4
29	Jake McCabe	76	3	17	20	-7	26	1	0	1	0	79	3.8
6	Cody Franson	68	3	16	19	-5	34	1	0	0	0	93	3.2
28	Zemgus Girgensons	75	7	9	16	-7	18	0	0	0	0	112	6.3
63	Tyler Ennis	51	5	8	13	-10	12	0	0	1	0	89	5.6
22	Johan Larsson	36	6	5	11	-7	20	1	0	2	0	49	12.2
47	Zach Bogosian	56	2	9	11	-17	46	0	0	1	1	73	2.7
48	William Carrier*	41	5	3	8	-1	21	0	0	1	0	50	10.0
41	Justin Falk	52	0	8	8	-3	29	0	0	0	0	33	0.0
38	Taylor Fedun	27	0	7	7	3	16	0	0	0	0	24	0.0
71	Evan Rodrigues*	30	4	2	6	-7	4	1	0	0	0	51	7.8
4	Josh Gorges	66	1	5	6	-3	50	0	0	0	0	40	2.5
77	Dmitry Kulikov	47	2	3	5	-26	26	1	0	0	0	42	4.8
73	Nicholas Baptiste*	14	3	1	4	1	6	0	0	0	0		

HOME

YEAR	GP	W	L	T/OTL	GF	GA	PTS
1970-71	39	16	13	10	119	123	42
1971-72	39	11	19	9	110	127	31
1972-73	39	30	6	3	162	80	63
1973-74	39	23	10	6	142	99	52
1974-75	40	28	6	6	199	113	62
1975-76	40	28	7	5	197	106	61
1976-77	40	27	8	5	165	101	59
1977-78	40	25	7	8	142	86	58
1978-79	40	19	13	8	150	130	46
1979-80	40	27	5	8	180	95	62
1980-81	40	21	7	12	177	111	54
1981-82	40	23	8	9	179	128	55
1982-83	40	25	7	8	189	124	58
1983-84	40	25	9	6	168	119	56
1984-85	40	23	10	7	164	116	53
1985-86	40	23	16	1	169	147	47
1986-87	40	18	18	4	153	144	40
1987-88	40	19	14	7	144	138	45
1988-89	40	25	12	3	167	141	53
1989-90	40	27	11	2	160	121	56
1990-91	40	15	13	12	157	129	42
1991-92	40	22	13	5	158	133	49
1992-93	42	25	15	2	190	145	52
1993-94	42	22	17	3	140	107	47
1994-95	24	15	8	1	80	58	31
1995-96	41	19	17	5	125	111	43
1996-97	41	24	11	6	139	107	54
1997-98	41	20	13	8	113	82	48
1998-99	41	23	12	6	117	88	52
1999-00	41	21	15	5	112	98	48
2000-01	41	26	12	3	120	89	55
2001-02	41	20	16	5	111	93	45
2002-03	41	18	18	5	112	106	43
2003-04	41	21	16	4	126	108	49
2005-06	41	27	11	3	151	109	57
2006-07	41	28	10	3	161	122	59
2007-08	41	20	15	6	139	118	46
2008-09	41	23	15	3	123	111	49
2009-10	41	25	10	6	122	92	56
2010-11	41	21	16	4	123	110	46
2011-12	41	21	12	8	121	105	50
2012-13	24	11	10	3	58	70	25
2013-14	41	13	21	7	85	119	33
2014-15	41	14	22	5	79	117	33
2015-16	41	16	19	6	96	109	38
2016-17	41	20	15	6	106	108	46

TOTALS **1,828** **993** **578** **257** **6,400** **5,093** **2,249**

Note: GF/GA totals do not include team shootout goals.

AWAY

GP	W	L	T/OTL	GF	GA	PTS
39	8	26	5	98	168	21
39	5	24	10	93	162	20
39	7	21	11	95	139	25
39	9	24	6	100	151	24
40	21	10	9	155	127	51
40	18	14	8	142	134	44
40	21	16	3	136	119	45
40	19	12	9	146	129	47
40	17	15	8	130	133	42
40	20	12	8	138	106	48
40	18	13	9	150	139	45
40	16	18	6	128	145	38
40	13	22	5	129	161	31
40	23	16	1	147	138	47
40	15	18	7	126	121	37
40	14	21	5	127	144	33
40	10	26	4	127	164	24
40	18	18	4	139	167	40
40	13	23	4	124	158	30
40	18	16	6	126	127	42
40	16	17	7	135	149	39
40	9	24	7	131	166	25
42	13	21	8	145	152	34
42	21	15	6	142	111	48
24	7	11	6	50	61	20
41	14	25	2	122	151	30
41	16	19	6	98	101	38
41	16	16	9	98	105	41
41	14	16	11	90	87	39
41	14	21	6	101	106	37
41	20	19	2	98	95	43
41	15	20	6	102	107	37
41	9	27	5	78	113	29
41	16	22	3	94	113	36
41	25	13	3	125	125	53
41	25	12	4	137	116	54
41	19	16	6	112	115	44
41	18	17	6	119	118	42
41	20	17	4	109	109	44
41	22	13	6	117	118	50
41	18	20	3	90	118	39
24	10	11	3	60	69	23
41	8	30	3	65	124	19
41	9	29	3	74	152	21
41	19	17	5	103	106	43
41	13	22	6	93	123	32

1,828 **709** **855** **264** **5,244** **5,842** **1,694**

SABRES ALL-TIME RECORDS BY OPPONENT

TEAM	GP	W	L	OTL/T	GF	GA	PTS
Anaheim	34	17	14	3	92	83	37
Arizona	76	45	22	9	269	201	99
Boston	285	121	120	44	902	919	286
Calgary	105	51	36	18	370	326	120
Carolina	198	102	71	25	671	575	229
Chicago	119	53	51	15	368	352	121
Columbus	26	10	14	2	69	76	22
Colorado	141	61	56	24	480	482	146
Dallas	120	56	47	17	382	353	129
Detroit	133	58	57	18	441	439	134
Edmonton	73	24	38	11	231	263	59
Florida	92	48	36	8	257	229	104
Los Angeles	121	59	43	19	444	373	137
Minnesota	20	9	10	1	42	57	19
Montreal	275	126	110	39	805	840	291
Nashville	23	9	10	4	58	68	22
New Jersey	151	74	51	26	482	429	174
NY Islanders	165	80	62	23	494	468	183
NY Rangers	177	81	62	34	565	547	196
Ottawa	133	65	49	19	368	342	149
Philadelphia	173	67	82	24	508	552	158
Pittsburgh	185	65	78	42	598	603	172
San Jose	37	24	7	6	138	102	54
St. Louis	116	46	54	16	351	390	108
Tampa Bay	94	52	34	8	278	244	112
Toronto	206	113	67	26	736	572	252
Vancouver	118	48	51	19	387	391	115
Washington	155	87	48	20	541	411	194
Winnipeg	59	26	22	11	195	173	63
<i>Defunct Clubs</i>	46	25	13	8	191	139	58

SABRES ALL-TIME RECORDS BY OPPONENT - HOME

TEAM	GP	W	L	OTL/T	GF	GA	PTS
Anaheim	17	§8	6	3	48	44	19
Arizona	39	25	7	7	153	98	57
Boston	144	73	48	23	494	416	169
Calgary	52	33	13	6	211	145	72
Carolina	98	58	32	8	378	279	124
Chicago	60	34	18	8	214	158	76
Colorado	70	38	21	11	265	226	87
Columbus	14	6	7	1	38	40	13
Dallas	59	33	15	11	211	157	77
Detroit	65	36	19	10	252	193	82
Edmonton	37	14	15	8	127	128	36
Florida	47	27	16	4	134	106	58
Los Angeles	60	35	16	9	248	166	79
Minnesota	10	2	7	1	16	33	5
Montreal	137	72	39	26	413	363	170
Nashville	11	1	6	4	28	40	6
New Jersey	76	40	25	†11	260	221	91
NY Islanders	83	44	27	12	270	233	100
NY Rangers	90	48	28	14	333	274	110
Ottawa	65	35	22	8	194	156	78
Philadelphia	85	42	33	10	280	244	94
Pittsburgh	92	41	#29	‡22	323	257	104
San Jose	19	17	1	1	81	50	35
St. Louis	59	31	22	6	212	185	68
Tampa Bay	46	24	17	5	136	130	53
Toronto	104	69	27	8	405	269	146
Vancouver	59	31	*20	8	210	172	70
Washington	77	46	†22	9	286	200	101
Winnipeg	30	17	9	4	119	80	38
<i>Defunct Clubs</i>	23	13	5	5	94	63	31

* - includes one game played in Hamilton, Ontario

- includes one game played in Sacramento, California

† - includes one game played in Rochester, New York

‡ - includes 2008 Winter Classic played in Orchard Park, New York

§ - includes 2011 NHL Premiere game played in Helsinki, Finland

SABRES ALL-TIME RECORDS BY OPPONENT - AWAY

TEAM	GP	W	L	OTL/T	GF	GA	PTS
Anaheim	17	9	8	0	44	39	18
Arizona	37	20	15	2	116	103	42
Boston	141	48	72	21	408	503	117
Calgary	53	18	23	12	159	181	48
Carolina	100	44	39	17	293	296	105
Chicago	59	19	33	7	154	194	45
Colorado	71	23	35	13	215	256	59
Columbus	12	4	7	1	31	36	9
Dallas	61	23	32	6	171	196	52
Detroit	68	22	38	8	189	246	52
Edmonton	36	10	23	3	104	135	23
Florida	45	21	20	4	123	123	46
Los Angeles	61	‡24	27	10	196	207	58
Minnesota	10	7	3	0	26	24	14
Montreal	138	54	71	13	392	477	121
Nashville	12	8	4	0	30	28	16
New Jersey	75	34	*26	15	222	208	83
NY Islanders	82	36	35	#11	224	235	83
NY Rangers	87	33	34	20	232	273	86
Ottawa	68	30	27	11	174	186	71
Philadelphia	88	25	49	14	228	308	64
Pittsburgh	93	24	49	20	275	346	68
San Jose	18	7	6	5	57	52	19
St. Louis	57	15	32	10	139	205	40
Tampa Bay	48	28	†17	3	142	114	59
Toronto	102	44	40	18	331	303	106
Vancouver	59	17	31	11	177	219	45
Washington	78	41	26	11	255	211	93
Winnipeg	29	9	13	7	76	93	25
<i>Defunct Clubs</i>	23	12	8	3	97	76	27

* - includes one game played in Hamilton, Ontario

- includes one game played in Minneapolis, Minnesota

† - includes one game played in Orlando, Florida

‡ - includes 2011 NHL Premiere game played in Berlin, Germany

OVERALL: MOST TO LEAST RECENT

Team	1	2	3	4	5	6	7	8	9	10	Record
Anaheim Ducks	W	L	L	W	L	L	L	L	W	W	4-6-0
Arizona Coyotes	W	L	W	W	W	O	W	W	L	W	7-2-1
Boston Bruins	L	L	L	L	O	O	L	W	W	O	2-5-3
Calgary Flames	W	O	W	L	L	W	L	O	W	L	4-4-2
Carolina Hurricanes	L	L	O	W	W	W	W	L	W	L	5-4-1
Chicago Blackhawks	L	O	L	O	L	L	L	L	L	L	0-8-2
Colorado Avalanche	L	W	W	L	L	L	L	L	O	O	2-6-2
Columbus Blue Jackets	L	W	L	L	W	W	L	W	L	W	5-5-0
Dallas Stars	L	W	L	L	L	W	L	L	W	L	3-7-0
Detroit Red Wings	W	W	W	O	L	L	L	W	O	L	4-4-2
Edmonton Oilers	W	W	O	L	L	L	W	L	W	W	5-4-1
Florida Panthers	L	W	O	W	L	L	W	L	L	L	3-6-1
Los Angeles Kings	L	W	L	W	W	L	W	L	W	W	6-4-0
Minnesota Wild	W	L	O	W	L	L	L	L	W	W	4-5-1
Montreal Canadiens	W	L	W	L	O	L	W	W	L	W	5-4-1
Nashville Predators	O	W	W	L	L	O	L	L	W	O	3-4-3
New Jersey Devils	L	L	O	W	L	L	L	O	L	W	2-6-2
New York Islanders	L	L	W	W	L	W	L	L	W	O	4-5-1
New York Rangers	O	W	W	W	L	L	L	L	L	L	3-6-1
Ottawa Senators	W	W	W	O	W	W	O	W	L	L	6-2-2
Philadelphia Flyers	L	W	O	L	W	W	W	L	L	L	4-5-1
Pittsburgh Penguins	L	L	W	O	L	L	L	L	L	L	1-8-1
San Jose Sharks	L	W	W	O	W	W	W	W	W	W	8-1-1
St. Louis Blues	W	L	L	O	L	L	L	L	L	L	1-8-1
Tampa Bay Lightning	L	O	L	L	W	L	L	L	L	L	1-8-1
Toronto Maple Leafs	L	W	W	L	L	W	L	W	W	W	6-4-0
Vancouver Canucks	L	L	L	W	W	L	L	L	W	W	4-6-0
Washington Capitals	L	O	L	W	L	L	O	L	W	O	2-5-3
Winnipeg Jets	W	W	W	W	L	L	L	W	L	L	5-5-0

HOME GAMES: MOST TO LEAST RECENT

Team	1	2	3	4	5	6	7	8	9	10	Record
Anaheim Ducks	L	W	L	L	W	W	L	W	W	W	6-4-0
Arizona Coyotes	W	W	O	W	L	W	W	O	L	L	5-3-2
Boston Bruins	L	L	O	L	O	L	W	W	L	L	2-6-2
Calgary Flames	W	W	W	O	W	W	W	W	W	W	9-0-1
Carolina Hurricanes	L	W	W	W	W	L	L	W	L	L	5-5-0
Chicago Blackhawks	L	O	L	L	L	W	W	T	L	W	3-5-2
Colorado Avalanche	W	W	L	L	O	O	L	W	L	W	4-4-2
Columbus Blue Jackets	W	L	W	L	O	L	W	W	L	L	4-5-1
Dallas Stars	W	L	W	L	W	W	W	W	W	T	7-2-1
Detroit Red Wings	W	O	L	L	L	W	L	L	L	O	2-6-2
Edmonton Oilers	W	O	L	L	W	W	W	L	L	T	4-4-2
Florida Panthers	W	W	L	L	L	W	L	W	O	L	3-6-1
Los Angeles Kings	W	W	W	W	W	W	W	W	L	W	9-1-0
Minnesota Wild	L	O	L	L	W	L	L	L	L	W	2-7-1
Montreal Canadiens	W	L	O	W	L	W	O	L	L	L	3-5-2
Nashville Predators	O	L	O	L	O	L	W	L	T	L	1-5-4
New Jersey Devils	O	L	L	L	W	W	W	W	L	L	4-5-1
New York Islanders	L	W	L	L	W	O	W	L	W	L	4-5-1
New York Rangers	O	W	L	L	L	L	L	W	O	L	2-6-2
Ottawa Senators	W	O	W	L	L	W	W	L	W	O	5-3-2
Philadelphia Flyers	L	W	W	L	L	L	W	W	O	L	4-5-1
Pittsburgh Penguins	L	W	L	L	L	L	L	L	W	L	2-8-0
San Jose Sharks	W	O	W	W	W	W	W	L	W	W	8-1-1
St. Louis Blues	W	L	L	L	L	W	L	L	L	L	2-8-0
Tampa Bay Lightning	O	L	L	L	L	W	O	O	W	L	2-5-3
Toronto Maple Leafs	L	W	L	W	W	W	W	W	W	W	8-2-0
Vancouver Canucks	L	W	W	L	W	W	W	L	W	W	7-3-0
Washington Capitals	L	W	L	O	O	W	O	W	W	L	4-3-3
Winnipeg Jets	W	W	L	W	L	L	O	W	W	W	6-3-1

ROAD: MOST TO LEAST RECENT

Team	1	2	3	4	5	6	7	8	9	10	Record
Anaheim Ducks	W	L	L	L	W	L	L	L	W	W	4-6-0
Arizona Coyotes	L	W	W	W	W	W	W	L	W	W	8-2-0
Boston Bruins	L	L	O	W	W	O	L	L	W	W	4-4-2
Calgary Flames	O	L	L	L	L	L	L	W	L	L	1-8-1
Carolina Hurricanes	L	O	W	L	W	L	L	L	L	W	3-6-1
Chicago Blackhawks	O	L	L	L	L	L	L	W	W	L	2-7-1
Colorado Avalanche	L	L	L	L	O	O	W	W	L	W	3-5-2
Columbus Blue Jackets	L	L	W	L	W	W	L	W	L	L	4-6-0
Dallas Stars	L	L	L	L	L	W	W	L	L	L	2-8-0
Detroit Red Wings	W	W	L	W	O	L	L	L	L	L	3-6-1
Edmonton Oilers	W	L	L	W	W	W	W	L	T	L	5-4-1
Florida Panthers	L	O	W	L	L	L	L	W	O	W	3-5-2
Los Angeles Kings	L	L	L	L	W	O	L	W	L	L	2-7-1
Minnesota Wild	W	W	L	L	W	W	W	L	W	W	7-3-0
Montreal Canadiens	L	W	L	W	W	W	L	L	W	W	6-4-0
Nashville Predators	W	W	L	L	W	W	W	L	L	W	6-4-0
New Jersey Devils	L	L	W	O	L	O	O	W	L	W	3-4-3
New York Islanders	L	W	W	L	L	W	W	W	L	W	6-4-0
New York Rangers	W	W	L	L	L	L	O	W	O	W	4-4-2
Ottawa Senators	W	W	W	O	W	L	L	L	L	L	4-5-1
Philadelphia Flyers	O	L	W	W	L	L	L	L	L	W	3-6-1
Pittsburgh Penguins	L	O	L	L	L	L	W	W	L	W	3-6-1
San Jose Sharks	L	W	W	W	W	W	L	W	T	L	6-3-1
St. Louis Blues	L	O	L	L	L	W	O	O	L	L	1-6-3
Tampa Bay Lightning	L	L	W	L	L	L	L	W	L	L	2-8-0
Toronto Maple Leafs	W	L	L	W	O	L	O	O	L	L	2-5-3
Vancouver Canucks	L	L	L	L	W	L	L	L	T	L	1-8-1
Washington Capitals	O	L	L	L	W	W	L	L	W	L	3-6-1
Winnipeg Jets	W	W	L	L	L	L	L	O	W	L	3-6-1

2001-02 SEASON

DAY	NO.	RECORD	PTS
Sunday	9	6-2-1	13
Monday	6	2-4-0	4
Tuesday	14	4-5-5	13
Wednesday	10	5-3-2	12
Thursday	9	3-6-0	6
Friday	16	8-7-1	17
Saturday	18	7-9-2	16

2002-03 SEASON

DAY	NO.	RECORD	PTS
Sunday	5	1-2-2	4
Monday	7	1-5-1	3
Tuesday	15	3-9-3	9
Wednesday	9	5-3-1	11
Thursday	9	2-5-2	6
Friday	14	7-5-2	16
Saturday	23	8-15-0	16

2003-04 SEASON

DAY	NO.	RECORD	PTS
Sunday	3	2-1-0	4
Monday	9	4-5-0	8
Tuesday	8	3-4-1	7
Wednesday	16	8-5-3	19
Thursday	10	3-7-0	6
Friday	15	11-4-0	22
Saturday	21	6-12-3	15

2005-06 SEASON

DAY	NO.	RECORD	PTS
Sunday	7	5-1-1	11
Monday	6	4-1-1	9
Tuesday	10	9-0-1	19
Wednesday	11	6-5-0	12
Thursday	16	10-3-3	23
Friday	12	7-5-0	14
Saturday	20	11-9-0	22

2006-07 SEASON

DAY	NO.	RECORD	PTS
Sunday	4	2-1-1	5
Monday	5	4-1-0	8
Tuesday	11	9-1-1	19
Wednesday	10	7-3-0	14
Thursday	12	10-2-0	20
Friday	15	11-3-1	23
Saturday	25	10-12-1	21

2007-08 SEASON

DAY	NO.	RECORD	PTS
Sunday	5	2-3-0	4
Monday	7	2-3-2	6
Tuesday	8	5-1-2	12
Wednesday	17	10-7-0	20
Thursday	9	4-3-2	10
Friday	18	7-7-4	18
Saturday	18	9-7-2	20

2008-09 SEASON

DAY	NO.	RECORD	PTS
Sunday	1	0-1-0	0
Monday	9	4-4-1	9
Tuesday	8	4-4-0	8
Wednesday	14	8-5-1	17
Thursday	9	5-3-1	11
Friday	16	10-5-1	21
Saturday	24	10-9-5	25

2009-10 SEASON

DAY	NO.	RECORD	PTS
Sunday	5	4-1-0	8
Monday	8	5-3-0	10
Tuesday	7	3-3-1	7
Wednesday	16	10-6-0	20
Thursday	8	4-2-2	10
Friday	15	10-4-1	21
Saturday	23	9-8-6	24

2010-11 SEASON

DAY	NO.	RECORD	PTS
Sunday	7	4-1-2	10
Monday	3	1-2-0	2
Tuesday	16	9-5-2	20
Wednesday	10	5-4-1	11
Thursday	9	6-1-2	14
Friday	15	7-7-1	15
Saturday	22	11-9-2	24

2011-12 SEASON

DAY	NO.	RECORD	PTS
Sunday	1	1-0-0	2
Monday	6	4-2-0	8
Tuesday	14	8-5-1	17
Wednesday	12	4-4-4	12
Thursday	8	3-5-0	6
Friday	17	10-6-1	22
Saturday	24	9-10-5	23

2012-13 SEASON

DAY	NO.	RECORD	PTS
Sunday	11	3-7-1	7
Monday	2	1-1-0	2
Tuesday	12	5-6-1	11
Wednesday	1	1-0-0	2
Thursday	9	4-3-2	10
Friday	5	3-2-0	6
Saturday	8	4-2-2	10

2013-14 SEASON

DAY	NO.	RECORD	PTS
Sunday	8	2-5-1	5
Monday	6	1-5-0	2
Tuesday	17	7-8-2	16
Wednesday	6	1-4-1	3
Thursday	19	4-14-1	9
Friday	9	4-4-1	9
Saturday	17	2-11-4	8

2014-15 SEASON

DAY	NO.	RECORD	PTS
Sunday	6	1-3-2	4
Monday	7	3-3-1	7
Tuesday	17	7-9-1	15
Wednesday	6	1-3-2	4
Thursday	13	3-8-2	8
Friday	11	1-10-0	2
Saturday	22	7-15-0	14

2015-16 SEASON

DAY	NO.	RECORD	PTS
Sunday	5	3-2-0	6
Monday	9	4-5-0	8
Tuesday	15	6-5-4	16
Wednesday	7	2-4-1	5
Thursday	14	4-8-2	10
Friday	12	7-5-0	14
Saturday	20	9-7-4	22

2016-17 SEASON

DAY	NO.	RECORD	PTS
Sunday	8	2-6-0	4
Monday	8	4-3-1	9
Tuesday	21	10-7-4	24
Wednesday	3	1-0-2	4
Thursday	16	3-11-2	8
Friday	9	3-5-1	7
Saturday	17	10-5-2	22

2001-02 SEASON

MONTH	NO.	RECORD	PTS
October	13	5-7-1	11
November	14	6-7-1	13
December	13	4-7-2	10
January	13	7-5-1	15
February	5	1-2-2	4
March	17	8-7-2	18
April	7	4-1-2	10

2002-03 SEASON

MONTH	NO.	RECORD	PTS
October	10	3-5-2	8
November	13	1-10-2	4
December	14	4-9-1	9
January	13	7-4-2	16
February	13	4-8-1	9
March	16	7-8-1	15
April	3	1-1-1	3

2003-04 SEASON

MONTH	NO.	RECORD	PTS
October	11	6-5-0	12
November	14	5-7-2	12
December	13	4-8-1	9
January	16	8-6-2	18
February	11	5-5-1	11
March	15	9-5-1	19
April	2	0-2-0	0

2005-06 SEASON

MONTH	NO.	RECORD	PTS
October	11	7-4-0	14
November	14	8-5-1	17
December	14	11-2-1	23
January	11	6-4-1	13
February	6	4-0-2	10
March	17	9-7-1	19
April	9	7-2-0	14

2006-07 SEASON

MONTH	NO.	RECORD	PTS
October	11	10-0-1	21
November	13	9-3-1	19
December	14	9-4-1	19
January	14	6-7-1	13
February	11	8-2-1	17
March	15	8-5-2	18
April	4	3-1-0	6

2007-08 SEASON

MONTH	NO.	RECORD	PTS
October	10	5-5-0	10
November	13	6-6-1	13
December	14	8-5-1	17
January	13	4-5-4	12
February	15	8-4-3	19
March	14	6-5-3	15
April	3	2-1-0	4

2008-09 SEASON

MONTH	NO.	RECORD	PTS
October	10	6-2-2	14
November	13	5-7-1	11
December	14	6-6-2	14
January	13	9-4-0	18
February	13	5-6-2	12
March	12	6-5-1	13
April	7	4-2-1	9

2009-10 SEASON

MONTH	NO.	RECORD	PTS
October	11	8-2-1	17
November	13	7-5-1	15
December	15	9-4-2	20
January	14	8-3-3	19
February	7	1-4-2	4
March	16	10-5-1	21
April	6	2-4-0	4

2010-11 SEASON

MONTH	NO.	RECORD	PTS
October	12	3-7-2	8
November	13	6-6-1	13
December	12	6-5-1	13
January	12	8-3-1	17
February	12	6-4-2	22
March	16	10-4-2	22
April	5	4-0-1	9

2011-12 SEASON

MONTH	NO.	RECORD	PTS
October	10	6-4-0	12
November	14	7-6-1	15
December	14	4-7-3	11
January	12	4-7-1	9
February	13	7-3-3	17
March	16	10-4-2	22
April	3	1-1-1	3

2012-13 SEASON

MONTH	NO.	RECORD	PTS
October			
November			
December			
January	7	3-3-1	7
February	14	5-9-0	10
March	15	5-5-5	15
April	12	8-4-0	16

2013-14 SEASON

MONTH	NO.	RECORD	PTS
October	15	2-12-1	5
November	13	4-8-1	9
December	12	5-5-2	12
January	13	4-5-4	12
February	7	3-4-0	6
March	14	2-11-1	5
April	8	1-6-1	3

2014-15 SEASON

MONTH	NO.	RECORD	PTS
October	11	2-8-1	5
November	13	6-6-1	13
December	14	6-7-1	13
January	12	0-12-0	0
February	13	5-6-2	12
March	13	2-8-3	7
April	6	2-4-0	4

2015-16 SEASON

MONTH	NO.	RECORD	PTS
October	11	4-7-0	8
November	13	6-5-2	14
December	14	5-7-2	12
January	12	5-7-0	10
February	13	5-5-3	13
March	15	7-4-4	18
April	4	3-1-0	6

2016-17 SEASON

MONTH	NO.	RECORD	PTS
October	8	3-3-2	8
November	14	5-6-3	13
December	14	5-6-3	13
January	13	7-5-1	15
February	14	6-6-2	14
March	14	6-7-1	13
April	5	1-4-0	2

BEST AND WORST RECORDS BY MONTH

MONTH	BEST (YEAR)	WORST (YEAR)
October	10-0-1, 21 pts. (2006)	1-7-2, 4 pts. (1986)
November	12-1-3, 27 pts (1974)	1-10-2, 4 pts. (2002)
December	11-2-1, 23 pts. (2005)	3-8-2, 8 pts. (1970)
January	11-0-2, 24 pts. (1984)	0-12-0, 0 pts. (2015)
February	10-4-0, 20 pts. (1977)	4-10-1, 9 pts. (1971)
	9-2-2, 20 pts. (1978)	3-6-3, 9 pts. (1972)
		3-4-0, 6 pts. (2014)**
		1-4-2, 4 pts. (2010)**
March	10-3-4, 24 pts. (1979)	2-11-1, 5 pts. (1996)
April	8-4-0, 16 pts. (2013)*	0-1-0, 0 pts. (1983)
	6-7-2, 14 pts. (1995)*	0-7-0, 0 pts. (1993)
	7-2-0, 14 pts. (2006)	0-2-0, 0 pts. (2004)
May	2-0-0, 4 pts. (1995)*	

* Schedule affected by shortened season (48 games)

** Schedule affected by Olympics

THE LAST TIME THE SABRES...**RECORDED A HAT TRICK:****HOME:** 4/5/2011 vs. Tampa Bay (Thomas Vanek)**ROAD:** 1/10/2016 at Winnipeg (Sam Reinhart)**SCORED TWO HAT TRICKS IN ONE GAME:**

1/18/2008 vs. Atlanta (Drew Stafford & Derek Roy)

HAD A FOUR-GOAL GAME:

4/10/2010 at Ottawa (Thomas Vanek)

HAD A FIVE-GOAL GAME:

2/6/1986 at Boston (Dave Andreychuk)

ALLOWED A HAT TRICK:**HOME:** 4/19/2013 vs. NY Rangers (Brad Richards)**ROAD:** 1/31/2017 at Montreal (Max Pacioretty)**ALLOWED TWO HAT TRICKS IN ONE GAME:**

11/22/1987 vs. Los Angeles (Bernie Nicholls & Bob Carpenter)

ALLOWED TWO FOUR-GOAL GAMES IN ONE GAME:

11/2/2005 vs. Ottawa (Alfredsson & Havlat)

ALLOWED A FIVE-GOAL GAME:

(Has never happened)

WON A HOME GAME IN OVERTIME:

2/7/2017 vs. San Jose (Evander Kane)

LOST A HOME GAME IN OVERTIME:

2/28/2017 vs. Nashville (Filip Forsberg)

WON A ROAD GAME IN OVERTIME:

1/25/2017 at Nashville (Jack Eichel)

LOST A ROAD GAME IN OVERTIME:

1/5/2017 at Chicago (Patrick Kane)

WON A HOME GAME IN A SHOOTOUT:

11/19/2016 vs. Pittsburgh (Cal O'Reilly)

LOST A HOME GAME IN A SHOOTOUT:

3/4/2017 vs. Tampa Bay (Braydon Point)

WON A ROAD GAME IN A SHOOTOUT:

3/18/2017 at Anaheim (Zemgus Girgensons)

LOST A ROAD GAME IN A SHOOTOUT:

12/20/2016 at Florida (Vincent Trochek)

SHUT OUT AN OPPONENT AT HOME:

2/16/2017 vs. Colorado (Robin Lehner, 23 saves)

SHUT OUT OPPONENT ON THE ROAD:

2/19/2016 at Columbus (Robin Lehner, 38 saves)

WERE SHUT OUT AT HOME:

10/27/2016 vs. Minnesota (Devan Dubnyk, 38 saves)

WERE SHUT OUT ON THE ROAD:

4/8/2017 at Florida (James Reimer, 30 saves)

HAD TWO STRAIGHT SHUTOUTS:

2/29/2012 at Anaheim (Ryan Miller, 43 saves)

3/1/2012 at San Jose (Ryan Miller, 39 saves)

THE LAST TIME THE SABRES...**WERE SHUT OUT IN TWO STRAIGHT GAMES:**

10/17/2014 vs. Florida (Roberto Luongo, 26 saves)

10/18/2014 vs. Boston (Niklas Svedberg, 32 saves)

WON A 1-0 GAME AT HOME:

12/9/2014 vs. Los Angeles (Jhonas Enroth)

WON A 1-0 GAME ON THE ROAD:

3/1/2012 at San Jose (Ryan Miller)

LOST A 1-0 GAME AT HOME:

10/17/2014 vs. Florida (Roberto Luongo, 26 saves)

LOST A 1-0 GAME ON THE ROAD:

2/24/2016 at Anaheim (Frederik Anderson, 26 saves)

WON BY FIVE OR MORE GOALS:**HOME:** 2/8/2012 (6-0 vs. Boston)**ROAD:** 10/23/2010 (6-1 at New Jersey)**LOST BY FIVE OR MORE GOALS:****HOME:** 1/15/2015 (7-0 vs. Minnesota)**ROAD:** 1/3/2015 (6-1 at New York Rangers)**WON A ROAD GAME IN A SHOOTOUT:**

3/17/2015 at Boston (Tyler Ennis)

LOST A ROAD GAME IN A SHOOTOUT:

3/11/2015 at Toronto (Tyler Bozak)

SCORED 10 OR MORE GOALS AT HOME:

1/18/2008 vs. Atlanta (10-1)

SCORED 10 OR MORE GOALS ON THE ROAD:

1/28/2009 at Edmonton (10-2)

ALLOWED 10 OR MORE GOALS AT HOME:

11/2/2005 vs. Ottawa (10-4)

ALLOWED 10 OR MORE GOALS ON THE ROAD:

3/12/1988 at Calgary (10-4)

RECORDED 20 OR MORE SHOTS IN A PERIOD:

3/5/2017 at Pittsburgh (21 – 1st)

ALLOWED 20 OR MORE SHOTS IN A PERIOD:

3/14/2017 at San Jose (20 – 1st)

SCORED FIVE GOALS IN A PERIOD:**HOME:** 11/28/2009 vs. Carolina (3rd)**ROAD:** 12/26/2015 at Boston (3rd)**RECORDED 50 OR MORE SHOTS:**

10/29/2015 at Pittsburgh (53)

ALLOWED 50 OR MORE SHOTS:

4/6/2015 vs. Carolina (52)

SCORED A SHORTHANDED GOAL:

4/3/2017 vs. Toronto (Ryan O'Reilly)

SCORED A GOAL WHILE TWO MEN SHORT:

1/30/1990 at Quebec (Phil Housley)

SCORED TWO SHORTHANDED GOALS IN ONE GAME:

1/25/2014 at Columbus (Christian Ehrhoff & Marcus Foligno)

SCORED THREE SHORTHANDED GOALS IN ONE GAME:

3/19/1998 vs. Florida (Michael Peca & Alexei Zhitnik [2])

THE LAST TIME THE SABRES...**ALLOWED A SHORTHANDED GOAL:**

4/9/2017 at Tampa Bay (Braydon Coburn)

ALLOWED A SHORTHANDED GOAL WITH A TWO-MAN ADVANTAGE:

10/20/2006 vs. Carolina (Mike Commodore)

ALLOWED TWO SHORTHANDED GOALS IN ONE GAME:

3/29/2016 at Pittsburgh (Tom Kuhnhackl & Nick Bonino)

ALLOWED THREE SHORTHANDED GOALS IN ONE GAME:

(Has never happened)

SCORED AN EMPTY NET GOAL:**HOME:** 3/11/2017 vs. Columbus (Jack Eichel)**ROAD:** 4/5/2016 at New Jersey (Jack Eichel)**ALLOWED AN EMPTY NET GOAL:****HOME:** 2/6/2017 vs. Anaheim (Andrew Cogliano)**ROAD:** 4/9/2017 at Tampa Bay (Victor Hedman)**SCORED ON A PENALTY SHOT:**

2/12/2016 vs. Montreal (Marcus Foligno on Mike Condon)

WERE UNSUCCESSFUL ON A PENALTY SHOT:

1/18/2016 at Arizona (Evander Kane on Louis Domingue)

ALLOWED A GOAL ON A PENALTY SHOT:

11/11/2016 vs. New Jersey (Andy Greene on Anders Nilsson)

STOPPED THE SHOOTER ON A PENALTY SHOT:

3/27/2017 vs. Florida (Reilly Smith on Robin Lehner)

LAST FOUR-POINT GAME:

10/16/2016 at Edmonton, Ryan O'Reilly (2+2)

LAST FIVE-POINT GAME:

1/31/2013 at Boston, Thomas Vanek (3+2)

LAST SIX-POINT GAME:

2/10/1993 at Winnipeg, Pat LaFontaine (1+5)

THE LAST TIME THE SABRES...**THE SABRES TRAILED BY TWO GOALS AND WON:**

January 24, 2017 at Nashville (5-4, OT)

THE SABRES TRAILED BY THREE GOALS AND WON:

March 11, 2017 vs. Columbus (5-3)

THE SABRES TRAILED BY FOUR GOALS AND WON:

January 21, 1989 at Boston (6-5, OT)

THE SABRES TRAILED BY FIVE GOALS AND WON:

February, 25, 1983 vs. Boston (7-6)

THE SABRES LED BY TWO GOALS AND LOST:

February 28, 2017 vs. Nashville (5-4, OT)

THE SABRES LED BY THREE GOALS AND LOST:

March 5, 2017 at Pittsburgh (4-3)

THE SABRES LED BY FOUR GOALS AND LOST:

March 12, 1988 at Calgary (10-4)

THE SABRES LED BY FIVE GOALS AND LOST:

(Has never happened)

LONGEST WINNING STREAK

Games	Dates
10	10/4/06 to 10/26/06
10	1/4/84 to 1/23/84
9	12/11/76 to 12/29/76
9	11/24/79 to 12/13/79

Note: Sabres won 15 straight over two seasons – 4/8/06 to 10/26/06

WINNING STREAKS

Games	Dates
5	3/19/12 to 3/27/12
6	12/27/09 to 1/8/10
7	12/4/06 to 12/19/06
8	3/3/06 to 3/16/06
9	11/24/79 to 12/13/79
10	10/4/06 to 10/26/06

LONGEST (REGULATION) WINNING STREAK

Games	Dates
14	12/29/14 to 1/30/15
8	1/25/03 to 2/13/03
7	3/7/14 to 3/18/14
7	12/4/03 to 12/19/03
7	12/20/02 to 12/31/02
7	11/3/02 to 11/19/02

REGULATION LOSING STREAK

Games	Dates
5	1/14/12 to 1/21/12
6	12/28/15 to 1/8/16
7	3/7/14 to 3/18/14
8	1/25/03 to 2/13/03
9	None
10+	12/29/14 to 1/30/15 (14 games)

LONGEST UNBEATEN STREAK

Games	Dates
14	3/6/80 to 4/6/80
13	1/4/84 to 1/29/84
13	1/21/98 to 3/2/98

UNBEATEN STREAK

Games	Dates
6	1/24/12 to 2/10/12
7	2/23/11 to 3/6/11
8	11/29/98 to 12/18/98
9	3/12/12 to 3/27/12
10	12/23/84 to 1/12/85
11	12/15/77 to 1/11/78
12	1/29/97 to 2/23/97
13	1/21/98 to 3/2/98
14	3/6/80 to 4/6/80

LONGEST WINLESS STREAK

Games	Dates
14	12/29/14 to 1/30/15
12	11/23/91 to 12/20/91
12	10/25/02 to 11/19/02
10	11/7/71 to 12/1/71
10	12/26/07 to 1/16/08

WINLESS STREAK

Games	Dates
6	11/7/16 to 11/17/16
7	2/28/15 to 3/16/15
8	12/4/03 to 12/23/03
9	None
10	12/26/07 to 1/16/08
11	None
12	11/23/91 to 12/20/91
13	None
14	12/29/14 to 1/30/15

MOST CONSECUTIVE TIES

Games	Dates
4	12/22/77 to 1/1/78
4	1/9/81 to 1/16/81
4	2/26/82 to 3/6/82
4	12/9/84 to 12/16/84

Note: This column identifies the last streak of each exact corresponding number of games.

OPENER				HOME			ROAD		
SEASON	DATE	OPPONENT	SCORE	DATE	OPPONENT	SCORE	DATE	OPPONENT	SCORE
1970-71	10/10/70	at PIT	2-1	10/15/70	vs. MTL	0-3	10/10/70	at PIT	2-1
1971-72	10/10/71	vs. PIT	2-1	10/10/71	vs. PIT	2-1	10/12/71	at STL	1-4
1972-73	10/8/72	vs. ATL	5-3	10/8/72	vs. ATL	5-3	10/14/72	at ATL	1-1
1973-74	10/10/73	at TOR	4-7	10/14/73	vs. VAN	3-1	10/10/73	at TOR	4-7
1974-75	10/10/74	vs. BOS	9-5	10/10/74	vs. BOS	9-5	10/12/74	at PHI	1-6
1975-76	10/9/75	vs. DET	4-0	10/9/75	vs. DET	4-0	10/18/75	at STL	5-3
1976-77	10/9/76	at DET	0-4	10/10/76	vs. MTL	3-1	10/9/76	at DET	0-4
1977-78	10/13/77	vs. NYI	3-2	10/13/77	vs. NYI	3-2	10/15/77	at TOR	5-2
1978-79	10/12/78	vs. NYI	2-2	10/12/78	vs. NYI	2-2	10/14/78	at MIN	5-2
1979-80	10/11/79	vs. WSH	6-3	10/11/79	vs. WSH	6-3	10/13/79	at NYI	5-2
1980-81	10/9/80	at CHI	3-4	10/12/80	vs. HFD	3-3	10/9/80	at CHI	3-4
1981-82	10/7/81	vs. WSH	5-3	10/7/81	vs. WSH	5-3	10/10/81	at MTL	0-9
1982-83	10/6/82	vs. QUE	4-6	10/6/82	vs. QUE	4-6	10/9/82	at QUE	4-6
1983-84	10/5/83	vs. HFD	5-3	10/5/83	vs. HFD	5-3	10/8/83	at QUE	2-9
1984-85	10/11/84	vs. MTL	4-3	10/11/84	vs. MTL	4-3	10/13/84	at TOR	3-4*
1985-86	10/10/85	vs. HFD	4-5	10/10/85	vs. HFD	4-5	10/12/85	at MIN	6-2
1986-87	10/9/86	at WPG	2-3	10/12/86	vs. CGY	2-4	10/9/86	at WPG	2-3
1987-88	10/8/87	vs. MIN	2-2*	10/8/87	vs. MIN	2-2*	10/10/87	at MTL	3-6
1988-89	10/6/88	vs. MTL	3-2	10/6/88	vs. MTL	3-2	10/8/88	at WSH	2-6
1989-90	10/5/89	vs. QUE	4-3	10/5/89	vs. QUE	4-3	10/7/89	at MTL	1-5
1990-91	10/4/90	vs. MTL	3-3*	10/4/90	vs. MTL	3-3*	10/6/90	at MTL	5-6
1991-92	10/4/91	vs. PIT	4-5	10/4/91	vs. PIT	4-5	10/5/91	at WSH	1-3
1992-93	10/8/92	vs. QUE	4-5	10/8/92	vs. QUE	4-5	10/10/92	at HFD	5-2
1993-94	10/7/93	at BOS	5-3	10/10/93	vs. HFD	2-3	10/7/93	at BOS	5-3
1994-95	1/20/95	at NYR	2-1	1/25/95	vs. NJD	2-1	1/20/95	at NYR	2-1
1995-96	10/7/95	at OTT	3-1	10/13/95	vs. ANA	1-4	10/7/95	at OTT	3-1
1996-97	10/4/96	at EDM	3-4	10/12/96	vs. DET	1-6	10/4/96	at EDM	3-4
1997-98	10/1/97	at STL	3-1	10/7/97	vs. DAL	2-4	10/1/97	at STL	3-1
1998-99	10/10/98	at DAL	1-4	10/16/98	vs. FLA	2-2*	10/10/98	at DAL	1-4
1999-00	10/2/99	at DET	0-2	10/8/99	vs. WSH	2-3	10/2/99	at DET	0-2
2000-01	10/5/00	vs. CHI	4-2	10/5/00	vs. CHI	4-2	10/13/00	at EDM	2-3
2001-02	10/4/01	vs. ATL	1-2	10/4/01	vs. ATL	1-2	10/7/01	at NYR	4-5*
2002-03	10/10/02	vs. NYI	5-1	10/10/02	vs. NYI	5-1	10/12/02	at MTL	6-1
2003-04	10/9/03	at PHI	0-2	10/11/03	vs. NYI	0-6	10/9/03	at PHI	0-2
2005-06	10/5/05	vs. NYI	6-4	10/5/05	vs. NYI	6-4	10/8/05	at OTT	0-5
2006-07	10/4/06	at CAR	3-2**	10/6/06	vs. MTL	5-4**	10/4/06	at CAR	3-2**
2007-08	10/5/07	vs. NYI	4-6	10/5/07	vs. NYI	4-6	10/6/07	at NYI	2-3
2008-09	10/10/08	vs. MTL	2-1**	10/10/08	vs. MTL	2-1**	10/13/08	at NYI	7-1
2009-10	10/3/09	vs. MTL	1-2 *	10/3/09	vs. MTL	1-2 *	10/10/09	at NSH	1-0
2010-11	10/8/10	at OTT	2-1	10/9/10	vs. NYR	3-6	10/8/10	at OTT	2-1
2011-12	10/7/11	vs. ANA	4-1	10/7/11	vs. ANA	4-1	10/8/11	at LAK	4-2
2012-13	1/20/13	vs. PHI	5-2	1/20/13	vs. PHI	5-2	1/21/13	at TOR	2-1
2013-14	10/2/13	at DET	1-2	10/4/13	vs. OTT	0-1	10/2/13	at DET	1-2
2014-15	10/9/14	vs. CBJ	1-3	10/9/14	vs. CBJ	1-3	10/11/14	at CHI	2-6
2015-16	10/8/15	vs. OTT	1-3	10/8/15	vs. OTT	1-3	10/15/15	at FLA	2-3
2016-17	10/13/16	vs. MTL	1-4	10/13/16	vs. MTL	1-4	10/16/16	at EDM	6-2

The Sabres are 24-18-4 in opening games (17-9-4 at home and 7-9-0 on the road). The club is 21-19-6 in home openers and 19-26-1 in road openers.

*Game decided in overtime **Game decided in shootout

SEASON	PRESEASON			REGULAR SEASON							PLAYOFFS	
	W	L	OTL/T	GP	W	L	OTL/T	GF	GA	PTS	W	L
1970-71	1	4	4	78	24	39	15	217	291	63	-	-
1971-72	3	1	5	78	16	43	19	203	289	51	-	-
1972-73	4	2	2	78	37	27	14	257	219	88	2	4
1973-74	0	6	2	78	32	34	12	242	250	76	-	-
1974-75	4	4	0	80	49	16	15	354	240	113	10	7
1975-76	3	6	0	80	46	21	13	339	240	105	4	5
1976-77	4	5	1	80	48	24	8	301	220	104	2	4
1977-78	3	3	4	80	44	19	17	288	215	105	3	5
1978-79	5	6	0	80	36	28	16	280	263	88	1	2
1979-80	3	6	2	80	47	17	16	318	201	110	9	5
1980-81	4	5	2	80	39	20	21	327	250	99	4	4
1981-82	2	5	3	80	39	26	15	307	273	93	1	3
1982-83	5	2	4	80	38	29	13	318	285	89	6	4
1983-84	2	8	0	80	48	25	7	315	257	103	0	3
1984-85	5	2	2	80	38	28	14	290	237	90	2	3
1985-86	3	3	2	80	37	37	6	296	291	80	-	-
1986-87	4	5	0	80	28	44	8	280	308	64	-	-
1987-88	7	2	0	80	37	32	11	283	305	85	2	4
1988-89	7	0	1	80	38	35	7	291	299	83	1	4
1989-90	4	3	2	80	45	27	8	286	248	98	2	4
1990-91	2	4	2	80	31	30	19	292	278	81	2	4
1991-92	3	5	1	80	31	37	12	289	299	74	3	4
1992-93	5	4	0	84	38	36	10	335	297	86	4	4
1993-94	1	6	0	84	43	32	9	282	218	95	3	4
1994-95	2	4	1	48	22	19	7	130	119	51	1	4
1995-96	4	4	0	82	33	42	7	247	262	73	-	-
1996-97	3	4	1	82	40	30	12	237	208	92	5	7
1997-98	0	6	2	82	36	29	17	211	187	89	10	5
1998-99	2	6	0	82	37	28	17	207	175	91	14	7
1999-00	2	4	1	82	35	36	11	213	204	85	1	4
2000-01	7	1	0	82	46	31	5	218	184	98	7	6
2001-02	2	4	0	82	35	36	11	213	200	82	-	-
2002-03	4	2	1	82	27	45	10	190	219	72	-	-
2003-04	3	4	1	82	37	34	11	220	221	85	-	-
2005-06	6	2	0	82	52	24	6	281	239	110	11	7
2006-07	4	1	0	82	53	22	7	308	242	113	9	7
2007-08	4	2	0	82	39	31	12	255	242	90	-	-
2008-09	2	4	1	82	41	32	9	250	234	91	-	-
2009-10	4	1	1	82	45	27	10	235	207	100	2	4
2010-11	4	2	0	82	43	29	10	245	229	96	3	4
2011-12	4	2	0	82	39	32	11	218	230	89	-	-
2012-13	-	-	-	48	21	21	6	125	143	48	-	-
2013-14	4	2	1	82	21	51	10	157	248	52	-	-
2014-15	2	3	1	82	23	51	8	161	274	54	-	-
2015-16	4	3	0	82	35	36	11	201	222	81	-	-
2016-17	4	3	0	82	33	37	12	201	237	78	-	-
TOTALS	155	161	50	3,656	1,702	1,433	521	11,713	10,999	3,943	124	132

1970-1993

DATE	OPPONENT	SCORER	SCORE	TIME
Oct. 26, 1983	at Detroit	Steve Yzerman	6-5 DET	4:38
Nov. 16, 1983	at Winnipeg	Mike Ramsey	6-5 BUF	0:17
Feb. 8, 1984	at Pittsburgh	Dave Andreychuk	6-5 BUF	0:31
Feb. 17, 1984	Minnesota	Dave Andreychuk	5-4 BUF	1:31
Feb. 21, 1984	at Philadelphia	Phil Housley	5-4 BUF	4:09
Mar. 11, 1984	Hartford	Mike Foligno	4-3 BUF	1:53
Oct. 13, 1984	at Toronto	Jim Benning	4-3 TOR	2:41
Feb. 15, 1985	Montreal	Mats Naslund	4-3 MTL	2:31
Mar. 24, 1985	Boston	Dave Reid	4-3 BOS	0:56
Nov. 30, 1985	at Toronto	Steve Thomas	3-2 TOR	0:26
Jan. 17, 1986	Montreal	Gates Orlando	5-4 BUF	1:11
Mar. 11, 1986	at St. Louis	Charlie Bourgeois	3-2 STL	2:04
Oct. 22, 1986	at Pittsburgh	Randy Cunneyworth	5-4 PIT	2:30
Nov. 12, 1986	N.Y. Rangers	Walt Poddubny	2-1 NYR	2:01
Dec. 20, 1986	at Toronto	Steve Thomas	5-4 TOR	4:55
Jan. 8, 1987	at Minnesota	Brian Bellows	5-4 MIN	1:05
Jan. 18, 1987	Edmonton	Scott Arniel	6-5 BUF	1:49
Feb. 14, 1988	Chicago	Steve Thomas	4-3 CHI	3:48
Oct. 9, 1988	at Philadelphia	Ron Sutter	4-3 PHI	2:44
Nov. 13, 1988	Edmonton	Esa Tikkanen	5-4 EDM	3:25
Nov. 25, 1988	Chicago	Phil Housley	5-4 BUF	3:15
Dec. 3, 1988	at Montreal	Guy Carbonneau	3-2 MTL	4:22
Jan. 4, 1989	Hartford	Brian Lawton	5-4 HFD	3:19
Jan. 21, 1989	at Boston	Pierre Turgeon	6-5 BUF	3:58
Oct. 27, 1989	Toronto	Pierre Turgeon	6-5 BUF	2:30
Dec. 7, 1989	at Philadelphia	Ron Sutter	4-3 PHI	0:24
Dec. 29, 1989	Boston	Craig Janney	4-3 BOS	1:33
Feb. 20, 1990	at Winnipeg	Mike Hartman	4-3 BUF	2:06
Mar. 14, 1990	Los Angeles	Bob Kudelski	6-5 LAK	1:25
Mar. 18, 1990	Winnipeg	Phil Housley	4-3 BUF	2:03
Mar. 31, 1990	at Pittsburgh	Uwe Krupp	3-2 BUF	1:00
Nov. 23, 1990	Edmonton	Benoit Hogue	3-2 BUF	0:34
Dec. 7, 1990	Hartford	Scott Young	4-3 HFD	0:53
Dec. 18, 1990	at Hartford	Dave Andreychuk	4-3 BUF	1:07
Feb. 6, 1991	St. Louis	Brett Hull	5-4 STL	4:15
Mar. 20, 1991	Montreal	Dave Andreychuk	3-2 BUF	1:14
Nov. 8, 1991	Philadelphia	Donald Audette	4-3 BUF	1:29
Nov. 29, 1991	N.Y. Rangers	Mark Messier	5-4 NYR	0:43
Jan. 23, 1992	at Pittsburgh	Donald Audette	5-4 BUF	4:15
Mar. 28, 1992	at Boston	Steve Heinze	4-3 BOS	3:59
Oct. 16, 1992	Tampa Bay	Bob Sweeney	5-4 BUF	2:30
Nov. 2, 1992	at N.Y. Rangers	Darren Turcotte	7-6 NYR	0:58
Jan. 3, 1993	St. Louis	Brad May	6-5 BUF	1:20
Jan. 17, 1993	at Edmonton	Zdeno Ciger	3-2 EDM	0:25
Jan. 19, 1993	at Calgary	Yuri Khmylev	3-2 BUF	2:07
Jan. 26, 1993	at Philadelphia	Bob Sweeney	4-3 BUF	2:23
Jan. 31, 1993	Edmonton	Kelly Buchberger	5-4 EDM	0:46
Apr. 13, 1993	Montreal	Brian Bellows	3-2 MTL	3:50

1993-2001

DATE	OPPONENT	SCORER	SCORE	TIME
Dec. 2, 1993	at Florida	Jesse Belanger	2-1 FLA	0:23
Dec. 26, 1993	at NY Islanders	Benoit Hogue	4-3 NYI	2:28
Jan. 7, 1994	Pittsburgh	Ron Francis	4-3 PIT	4:54
Mar. 30, 1994	Tampa Bay	Brian Bradley	3-2 TBL	3:52
Mar. 14, 1995	at Florida	Yuri Khmylev	2-1 BUF	0:54
Mar. 18, 1995	at Ottawa	Troy Murray	4-3 OTT	3:42
Dec. 22, 1995	Boston	Ted Donato	3-2 BOS	1:37
Jan. 13, 1996	at Edmonton	Doug Weight	5-4 EDM	4:48
Jan. 30, 1996	at NY Islanders	Mathieu Schneider	5-4 NYI	2:19
Feb. 7, 1996	Boston	Derek Plante	2-1 BUF	0:24
Feb. 17, 1996	at Hartford	Geoff Sanderson	2-1 HFD	1:49
Feb. 28, 1996	at Ottawa	Derek Plante	3-2 BUF	4:36
Mar. 8, 1996	at Anaheim	Paul Kariya	3-2 ANA	2:03
Mar. 29, 1996	Philadelphia	Bob Corkum	6-5 PHI	3:50
Nov. 9, 1996	at Hartford	Curtis Leschyshyn	4-3 HFD	4:55
Nov. 11, 1996	Florida	Donald Audette	3-2 BUF	4:01
Nov. 23, 1996	at Boston	Michal Grosek	3-2 BUF	2:39
Dec. 4, 1996	Vancouver	Mike Sillinger	7-6 VAN	3:38
Dec. 11, 1996	at Montreal	Dixon Ward	3-2 BUF	2:42
Jan. 12, 1997	at Phoenix	Jason Dawe	3-2 BUF	0:10
Mar. 11, 1997	Philadelphia	Michael Peca	3-2 BUF	0:42
Mar. 26, 1997	NY Islanders	Bryan Berard	3-2 NYI	1:00
Mar. 28, 1997	at Detroit	Larry Murphy	2-1 DET	3:10
Oct. 31, 1997	at Carolina	Jason Dawe	3-2 BUF	3:21
Nov. 1, 1997	at Florida	Dixon Ward	4-3 BUF	1:14
Dec 12, 1997	Carolina	Matthew Barnaby	3-2 BUF	4:45
Apr. 15, 1998	at New Jersey	Scott Stevens	5-4 NJD	4:38
Dec. 30, 1998	at Ottawa	Andreas Dackell	3-2 OTT	2:24
Jan. 6, 1999	at Anaheim	Michael Peca	3-2 BUF	0:29
Feb. 17, 1999	Toronto	Mats Sundin	3-2 TOR	4:04
Mar. 19, 1999	at NY Rangers	Miroslav Satan	3-2 BUF	1:18
Mar. 28, 1999	Pittsburgh	Dixon Ward	4-3 BUF	2:27
Apr. 17, 1999	at Boston	Hal Gill	2-1 BOS	4:46
Oct. 29, 1999	Florida	Geoff Sanderson	3-2 BUF	4:54
Nov. 4, 1999	at Chicago	Curtis Brown	5-4 BUF	1:14
Nov. 28, 1999	at Tampa Bay	Michal Grosek	3-2 BUF	2:26
Dec. 8, 1999	at Toronto	Steve Thomas	3-2 TOR	1:05
Feb. 10, 2000	at Nashville	Jason Woolley	2-1 BUF	4:08
Feb. 12, 2000	at Philadelphia	John LeClair	3-2 PHI	2:28
Mar. 8, 2000	Boston	Stu Barnes	2-1 BUF	1:54
Mar. 15, 2000	at San Jose	Jeff Friesen	6-5 SJS	2:56
Apr. 7, 2000	Pittsburgh	Jaromir Jagr	2-1 PIT	0:13
Oct. 21, 2000	at Detroit	Brendan Shanahan	5-4 DET	4:28
Nov. 13, 2000	Calgary	J.P. Dumont	3-2 BUF	1:29
Feb. 7, 2001	NY Islanders	Maxim Afinogenov	2-1 BUF	0:42
Feb. 10, 2001	at Ottawa	Maxim Afinogenov	2-1 BUF	1:52
Mar. 3, 2001	at Colorado	Stu Barnes	3-2 BUF	2:08
Oct. 7, 2001	at NY Rangers	Brian Leetch	5-4 NYR	2:45
Dec. 14, 2001	Carolina	Stu Barnes	3-2 BUF	0:50

2002-2009

DATE	OPPONENT	SCORER	SCORE	TIME
Jan. 27, 2002	at Washington	Stu Barnes	3-2 BUF	1:30
Feb. 8, 2002	Ottawa	Jason Woolley	3-2 BUF	4:21
Mar. 24, 2002	at Ottawa	Erik Rasmussen	3-2 BUF	1:27
Nov. 19, 2002	at New Jersey	Scott Niedermayer	4-3 NJD	1:23
Dec. 31, 2002	vs. NY Islanders	Jason Blake	1-0 NYI	1:36
Jan. 4, 2003	at Ottawa	Ales Kotalik	2-1 BUF	4:19
Jan. 25, 2003	at Ottawa	Daniel Alfredsson	4-3 OTT	2:22
Jan. 30, 2003	at St. Louis	Keith Tkachuk	2-1 STL	3:26
Feb. 17, 2003	at Atlanta	Patrik Stefan	4-3 ATL	3:54
Feb. 19, 2003	vs. Montreal	Miroslav Satan	2-1 BUF	3:49
Mar. 1, 2003	at NY Islanders	Jason Blake	2-1 NYI	2:42
Mar. 12, 2003	vs. Carolina	Craig Adams	3-2 CAR	3:41
Mar. 22, 2003	at Toronto	Bryan McCabe	3-2 TOR	0:36
Mar. 24, 2003	vs. Colorado	Jochen Hecht	4-3 BUF	4:15
Nov. 14, 2003	vs. Pittsburgh	Aleksey Morozov	2-1 PIT	3:09
Feb. 20, 2004	vs. Tampa Bay	Daniel Briere	4-3 BUF	3:01
Mar. 11, 2004	vs. Boston	Mike Knuble	3-2 BOS	1:15
Mar. 13, 2004	at Boston	Mike Knuble	3-2 BOS	4:54
Mar. 15, 2004	vs. Toronto	Tomas Kaberle	6-5 TOR	3:45
Mar. 17, 2004	at Atlanta	Derek Roy	4-3 BUF	0:15
Oct. 10, 2005	vs. Pittsburgh	Jochen Hecht	3-2 BUF	4:39
Dec. 1, 2005	at Montreal	Brian Campbell	3-2 BUF	2:15
Dec. 8, 2005	vs. Anaheim	Maxim Afinogenov	3-2 BUF	2:11
Dec. 16, 2005	at Pittsburgh	Chris Drury	4-3 BUF	1:32
Feb. 7, 2006	at Montreal	Maxim Afinogenov	3-2 BUF	0:30
Feb. 9, 2006	vs. Montreal	Alex Kovalev	3-2 MTL	0:39
Apr. 5, 2006	vs. Ottawa	Daniel Briere	5-4 BUF	4:13
Nov. 5, 2006	at NY Rangers	Daniel Briere	4-3 BUF	3:57
Nov. 10, 2006	vs. Florida	Thomas Vanek	5-4 BUF	0:19
Nov. 11, 2006	at Philadelphia	Daniel Briere	5-4 BUF	0:21
Nov. 24, 2006	vs. Montreal	Sheldon Souray	2-1 MTL	4:59
Nov. 26, 2006	at NY Rangers	Chris Drury	3-2 BUF	1:36
Dec. 23, 2006	at St. Louis	Bill Guerin	3-2 STL	1:35
Feb. 15, 2007	vs. Edmonton	Daniel Briere	2-1 BUF	1:02
Mar. 18, 2007	at Atlanta	Keith Tkachuk	4-3 ATL	4:22
Oct. 15, 2007	vs. Toronto	Paul Gaustad	5-4 BUF	4:56
Oct. 27, 2007	at Tampa Bay	Thomas Vanek	4-3 BUF	4:19
Nov. 1, 2007	at Boston	Marco Sturm	4-3 BOS	4:07
Nov. 7, 2007	vs. Boston	Clarke MacArthur	2-1 BUF	3:16
Feb. 20, 2008	vs. Tampa Bay	Thomas Vanek	4-3 BUF	2:25
Mar. 8, 2008	at Carolina	Scott Walker	4-3 CAR	2:50
Mar. 28, 2008	vs. Montreal	Chris Higgins	4-3 MTL	3:38
Mar. 30, 2008	vs. Boston	Andrej Sekera	2-1 BUF	0:39
Oct. 23, 2008	at Minnesota	Derek Roy	4-3 BUF	0:44
Nov. 7, 2008	vs. Atlanta	Jason Williams	5-4 ATL	0:48
Dec. 20, 2008	at Montreal	Alex Kovalev	4-3 MTL	4:35
Dec. 22, 2008	vs. Pittsburgh	Sidney Crosby	4-3 PIT	0:43
Apr. 1, 2009	at Atlanta	Ilya Kovalchuk	3-2 ATL	4:30
Apr. 3, 2009	at Washington	Jason Pominville	5-4 BUF	1:51

2009-2015

DATE	OPPONENT	SCORER	SCORE	TIME
Nov. 20, 2009	vs. Boston	Patrice Bergeron	2-1 BOS	0:47
Dec. 21, 2009	at Toronto	Derek Roy	3-2 BUF	3:35
Jan. 1, 2010	vs. Atlanta	Derek Roy	4-3 BUF	4:02
Jan. 14, 2010	at Atlanta	Derek Roy	2-1 BUF	2:27
Feb. 11, 2010	at Carolina	Sergei Samsonov	4-3 CAR	1:47
Mar. 5, 2010	vs. Philadelphia	Tim Connolly	3-2 BUF	2:31
Mar. 7, 2010	at NY Rangers	Patrick Kaleta	2-1 BUF	2:22
Mar. 13, 2010	at Detroit	Brian Rafalski	3-2 DET	0:31
Oct. 13, 2010	vs. New Jersey	Ilya Kovalchuk	1-0 NJD	0:53
Oct. 29, 2010	at Atlanta	Dustin Byfuglien	4-3 ATL	4:31
Nov. 11, 2010	at NY Rangers	Artem Anisimov	3-2 NYR	1:32
Nov. 13, 2010	vs. Washington	Thomas Vanek	3-2 BUF	4:00
Nov. 15, 2010	vs. Vancouver	Tyler Myers	4-3 BUF	4:37
Dec. 7, 2010	at Boston	Mark Recchi	3-2 BOS	2:11
Jan. 2, 2011	at Colorado	David Jones	4-3 COL	4:17
Jan. 8, 2011	at Phoenix	Drew Stafford	2-1 BUF	3:12
Jan. 18, 2011	vs. Montreal	Jason Pominville	2-1 BUF	1:09
Jan. 25, 2011	at Ottawa	Shaone Morrisonn	3-2 BUF	1:59
Feb. 10, 2011	at Florida	Tyler Myers	3-2 BUF	4:55
Feb. 13, 2011	vs. NY Islanders	Michael Grabner	7-6 NYI	2:55
Mar. 3, 2011	at Carolina	Jamie McBain	3-2 CAR	0:26
Mar. 6, 2011	at Minnesota	Drew Stafford	3-2 BUF	0:46
Mar. 10, 2011	at Boston	Brad Boyes	4-3 BUF	3:44
Mar. 20, 2011	vs. Nashville	Martin Erat	4-3 NSH	0:27
Apr. 2, 2011	at Washington	Alex Ovechkin	5-4 WSH	3:19
Apr. 3, 2011	at Carolina	Marc-Andre Gagnani	2-1 BUF	2:56
Apr. 8, 2011	vs. Philadelphia	Thomas Vanek	4-3 BUF	1:16
Nov. 8, 2011	vs. Winnipeg	Thomas Vanek	6-5 BUF	4:35
Dec. 7, 2011	vs. Philadelphia	Claude Giroux	5-4 PHI	2:37
Dec. 9, 2011	vs. Florida	Jason Pominville	2-1 BUF	2:19
Dec. 13, 2011	vs. Ottawa	Jared Cowen	3-2 OTT	0:45
Jan. 7, 2012	vs. Winnipeg	Johnny Oduya	2-1 WPG	0:57
Feb. 25, 2012	at NY Rangers	Ryan Callahan	3-2 NYR	2:59
Mar. 7, 2012	vs. Carolina	Jason Pominville	3-2 CAR	0:56
Mar. 12, 2012	vs. Montreal	Tyler Myers	3-2 BUF	2:01
Apr. 3, 2012	vs. Toronto	Derek Roy	6-5 BUF	3:29
Jan. 29, 2013	vs. Toronto	Matt Frattin	4-3 TOR	4:58
Mar. 16, 2013	vs. Ottawa	Kyle Turris	4-3 OTT	3:54
Mar. 19, 2013	at Montreal	Steve Ott	3-2 BUF	2:16
Oct. 8, 2013	vs. Tampa Bay	Alex Killorn	3-2 TBL	1:50
Nov. 29, 2013	vs. Toronto	Christian Ehrhoff	3-2 BUF	0:38
Nov. 30, 2013	at New Jersey	Steve Bernier	1-0 NJD	4:19
Dec. 14, 2013	vs. Calgary	Matt Stajan	2-1 CGY	0:42
Dec. 23, 2013	vs. Phoenix	Mark Pysyk	2-1 BUF	3:47
Jan. 28, 2014	vs. Washington	Mike Green	5-4 WSH	1:00
Feb. 26, 2014	vs. Boston	Matt D'Agostini	5-4 BUF	0:22
Mar. 29, 2014	vs. Tampa Bay	Steven Stamkos	4-3 TBL	1:53
Oct. 30, 2014	vs. Boston	Brad Marchand	3-2 BOS	1:20
Dec. 13, 2014	vs. Florida	Nikita Zadorov	4-3 BUF	0:29
Dec. 21, 2014	at Boston	Loui Eriksson	4-3 BOS	2:14
Mar. 26, 2015	vs. Arizona	Sam Gagner	4-3 ARI	0:56

2015-2017

DATE	OPPONENT	SCORER	SCORE	TIME
Oct. 27, 2015	at Philadelphia	Zemgus Girgensons	4-3 BUF	2:29
Nov. 14, 2015	vs. San Jose	Patrick Marleau	2-1 SJS	2:59
Dec. 12, 2015	vs. Los Angeles	Ryan O'Reilly	2-1 BUF	3:19
Feb. 6, 2016	at Boston	Brad Marchand	2-1 BOS	2:32
Mar. 1, 2016	vs. Edmonton	Connor McDavid	2-1 EDM	3:48
Mar. 12, 2016	vs. Carolina	Jack Eichel	3-2 BUF	4:59
Mar. 16, 2016	vs. Montreal	Paul Byron	3-2 MTL	3:15
Apr. 9, 2016	at NY Islanders	Brian Gionta	4-3 BUF	2:46
Oct. 18, 2016	at Calgary	Sean Monahan	4-3 CGY	2:26
Nov. 11, 2016	vs. New Jersey	Andy Greene	2-1 NJD	0:29
Dec. 5, 2016	at Washington	Marcus Johansson	3-2 WSH	2:38
Dec. 6, 2016	vs. Edmonton	Rasmus Ristolainen	4-3 BUF	0:57
Dec. 16, 2016	vs. NY Islanders	Rasmus Ristolainen	3-2 BUF	0:42
Jan. 5, 2017	at Chicago	Patrick Kane	4-3 CHI	0:56
Jan. 20, 2017	vs. Detroit	Kyle Okposo	3-2 BUF	4:34
Jan. 21, 2017	at Montreal	Zach Bogosian	3-2 BUF	1:48
Jan. 24, 2017	at Nashville	Jack Eichel	5-4 BUF	2:35
Feb. 2, 2017	vs. NY Rangers	Chris Kreider	2-1 NYR	3:56
Feb. 7, 2017	vs. San Jose	Evander Kane	5-4 BUF	1:05
Feb. 28, 2017	vs. Nashville	Filip Forsberg	5-4 NSH	2:45

All-Time Record in Overtime Decisions: 108-111

1970-1977

SEASON	NO.	PLAYER	OPPONENT	SCORE	DATE	PLACE	GOALIE(S)
1970-71 (6)	1.	Gilbert Perreault	California	4-2 W	1-29-71	California	Gary Smith
	2.	Eddie Shack	Los Angeles	5-2 W	2-4-71	Buffalo	Denis DeJordy
	3.	Gerry Meehan	Detroit	5-6 L	2-20-71	Detroit	Jim Rutherford
	4.	Steve Atkinson	Minnesota	5-2 W	2-28-71	Buffalo	Lorne Worsley (2) Gilles Gilbert (1)
	5.	Eddie Shack (2)	Boston	7-5 W	3-21-71	Boston	Ed Johnston
	6.	Eddie Shack (3)	Pittsburgh	6-4 W	3-31-71	Pittsburgh	Cam Newton
1971-72 (3)	7.	Rick Martin	Vancouver	4-4 T	10-30-71	Vancouver	George Gardner
	# 8.	Craig Ramsay	Minnesota	3-1 W	12-5-71	Buffalo	Cesare Maniago
	9.	Rick Martin (2)	California	4-4 T	1-2-72	Buffalo	Gilles Meloche
1972-73 (4)	* 10.	Rick Martin (3)	Atlanta	7-2 W	10-22-72	Buffalo	Phil Myre
	11.	Rene Robert	Minnesota	6-8 L	12-2-72	Minnesota	Gilles Gilbert
	12.	Gerry Meehan (2)	Minnesota	6-8 L	12-2-72	Minnesota	Gilles Gilbert
	13.	Gerry Meehan (3)	Chicago	8-2 W	12-28-72	Buffalo	Gary Smith
1973-74 (6)	14.	Rick Martin (4)	California	3-2 W	10-31-73	Buffalo	Marv Edwards
	15.	Rick Dudley	N.Y. Rangers	8-4 W	12-6-73	Buffalo	Ed Giacomin (2) Gilles Villemure (1)
	16.	Jim Lorentz	Detroit	6-5 W	12-31-73	Detroit	Bill McKenzie
	17.	Rick Martin (5)	Pittsburgh	6-1 W	1-3-74	Buffalo	Jim Rutherford
	18.	Rick Martin (6)	Minnesota	5-2 W	3-17-74	Buffalo	Gump Worsley
	19.	Rick Martin (7)	St. Louis	5-2 W	4-7-74	Buffalo	Wayne Stephenson
1974-75 (8)	20.	Gilbert Perreault (2)	Boston	9-5 W	10-10-74	Buffalo	Gilles Gilbert
	21.	Rene Robert (2)	Montreal	8-6 W	11-13-74	Montreal	Ken Dryden
	* 22.	Rick Martin (8)	Washington	5-3 W	12-3-74	Washington	John Adams
	23.	Gilbert Perreault (3)	Washington	9-2 W	12-5-74	Buffalo	John Adams
	# 24.	Don Luce	Washington	4-0 W	12-22-74	Washington	Ron Low
	25.	Craig Ramsay (2)	Washington	9-4 W	2-21-75	Washington	Ron Low
	26.	Rick Martin (9)	Toronto	11-3 W	3-16-75	Toronto	Gord McRae (2) Doug Favell (1)
	27.	Gilbert Perreault (4)	Toronto	11-3 W	3-16-75	Toronto	Gord McRae (2) Doug Favell (1)
1975-76 (14)	28.	Danny Gare	Toronto	8-3 W	10-12-75	Buffalo	Wayne Thomas
	29.	Rick Martin (10)	Washington	5-4 W	10-19-75	Buffalo	Ron Low
	# 30.	Rick Martin (11)	N.Y. Rangers	9-1 W	10-22-75	Buffalo	John Davidson
	31.	Rick Martin (12)	Minnesota	5-2 W	12-18-75	Buffalo	Pete LoPresti (2) Cesare Maniago (1)
	* 32.	Rick Martin (13)	Washington	14-2 W	12-21-75	Buffalo	Ron Low (3) Bernie Wolfe (1)
	33.	Fred Stanfield	Washington	14-2 W	12-21-75	Buffalo	Ron Low (2) Bernie Wolfe (1)
	34.	Rick Martin (14)	Montreal	4-2 W	1-5-76	Montreal	Ken Dryden
	35.	Gilbert Perreault (5)	Vancouver	8-5 W	1-8-76	Buffalo	Gary Smith
	36.	Danny Gare (2)	California	9-5 W	2-1-76	California	Gary Simmons
	37.	Rick Martin (15)	Chicago	6-3 W	3-4-76	Buffalo	Tony Esposito
	38.	Gilbert Perreault (6)	Minnesota	8-2 W	3-14-76	Minnesota	Paul Harrison
	39.	Jim Lorentz (2)	Minnesota	8-2 W	3-14-76	Minnesota	Paul Harrison
	40.	Rick Martin (16)	Toronto	4-2 W	3-27-76	Toronto	Wayne Thomas
	41.	Danny Gare (3)	Toronto	5-2 W	4-4-76	Buffalo	Gord McRae
1976-77 (7)	42.	Rick Martin (17)	Vancouver	4-4 T	11-24-76	Buffalo	Cesare Maniago
	43.	Rick Martin (18)	N.Y. Rangers	7-2 W	12-16-76	Buffalo	Gilles Gratton

1977-1983

SEASON	NO.	PLAYER	OPPONENT	SCORE	DATE	PLACE	GOALIE(S)
1976-77 (7)	# 44.	Andre Savard	Cleveland	7-4 W	1-9-77	Buffalo	Gilles Meloche
	45.	Rene Robert (3)	Minnesota	6-2 W	2-13-77	Buffalo	Pete LoPresti
	# 46.	Rene Robert (4)	Toronto	7-2 W	2-14-77	Buffalo	Wayne Thomas
	47.	Jim Lorentz (3)	Chicago	6-3 W	3-2-77	Buffalo	Tony Esposito
	48.	Rene Robert (5)	St. Louis	7-3 W	4-3-77	Buffalo	Ed Staniowski
1977-78 (7)	49.	Danny Gare (4)	Colorado	7-5 W	10-20-77	Buffalo	Michel Plasse
	50.	Craig Ramsay (3)	Colorado	7-5 W	10-20-77	Buffalo	Michel Plasse (2) Doug Favell (1)
	51.	Gilbert Perreault (7)	St. Louis	7-4 W	11-6-77	Buffalo	Ed Staniowski (2) Empty Net (1)
	52.	Gilbert Perreault (8)	Washington	7-6 W	11-19-77	Washington	Bernie Wolfe
	53.	Gilbert Perreault (9)	Los Angeles	7-3 W	12-15-77	Los Angeles	Rogie Vachon
	54.	Gilbert Perreault (10)	Cleveland	3-6 L	1-12-78	Cleveland	Gary Edwards
55.	Danny Gare (5)	Cleveland	13-3 W	2-25-78	Cleveland	Gilles Meloche (2) Gary Edwards (1)	
1978-79 (6)	56.	Rick Martin (19)	St. Louis	7-7 T	10-28-78	St. Louis	Doug Grant (1) Phil Myre (2)
	57.	Jerry Korab	Minnesota	9-2 W	11-19-78	Buffalo	Gary Edwards (1) Pete LoPresti (2)
	58.	Andre Savard (2)	Minnesota	9-2 W	11-19-78	Buffalo	Pete LoPresti
	59.	Rick Martin (20)	Boston	9-2 W	3-28-79	Boston	Jim Pettie
	60.	Danny Gare (6)	Boston	9-3 W	4-5-79	Boston	Gerry Cheevers (2) Jim Pettie (1)
	61.	Jacques Richard	Colorado	5-5 T	4-8-79	Buffalo	Bill Oleschuk
1979-80 (3)	62.	Danny Gare (7)	Winnipeg	6-2 W	12-31-79	Buffalo	Lindsay Middlebrook
	63.	Danny Gare (8)	Pittsburgh	9-0 W	2-7-80	Buffalo	Greg Millen
	*64.	Rick Martin (21)	St. Louis	9-4 W	3-9-80	Buffalo	Ed Staniowski
1980-81 (9)	65.	Danny Gare (9)	Winnipeg	7-4 W	10-22-80	Buffalo	Markus Mattsson
	66.	Rick Dudley (2)	Pittsburgh	10-1 W	12-7-80	Buffalo	Greg Millen (1) Rob Holland (2)
	67.	Gilbert Perreault (11)	Quebec	6-5 W	1-21-81	Quebec	Michel Plasse
	68.	Andre Savard (3)	Detroit	7-3 W	2-6-81	Buffalo	Gilles Gilbert
	69.	Ric Seiling	Washington	6-3 W	2-12-81	Buffalo	Dave Parro (2) Empty Net (1)
	70.	Danny Gare (10)	Philadelphia	8-4 W	3-8-81	Buffalo	Pete Peeters
	71.	Jim Schoenfeld	Winnipeg	5-2 W	3-13-81	Winnipeg	Michel Dion
	72.	Gilbert Perreault (12)	Toronto	14-4 W	3-19-81	Buffalo	Michel Larocque
	73.	Andre Savard (4)	Toronto	14-4 W	3-19-81	Buffalo	Michel Larocque (2) Jiri Crha (1)
1981-82 (8)	74.	Tony McKegney	Toronto	6-2 W	10-23-81	Buffalo	Michel Larocque
	# 75.	John Van Boxmeer	N.Y. Islanders	6-2 W	11-7-81	New York	Billy Smith
	76.	Lindy Ruff	N.Y. Islanders	5-2 W	11-29-81	Buffalo	Billy Smith
	77.	Tony McKegney (2)	Colorado	7-1 W	12-9-81	Buffalo	Glenn Resch
	78.	Gilbert Perreault (13)	Detroit	4-2 W	12-12-81	Detroit	Bob Sauve
	79.	Yvon Lambert	Toronto	8-2 W	1-15-82	Buffalo	Michel Larocque
	80.	Mike Foligno	Colorado	6-2 W	2-21-82	Buffalo	Glenn Resch
	81.	Gilbert Perreault (14)	Edmonton	3-6 L	2-24-82	Buffalo	Grant Fuhr
1982-83 (4)	82.	Gilbert Perreault (15)	Washington	9-2 W	10-16-82	Washington	Dave Parro (1) Pat Riggan (2)
	83.	Phil Housley	Winnipeg	5-2 W	1-23-83	Buffalo	Brian Hayward

1983-1992

SEASON	NO.	PLAYER	OPPONENT	SCORE	DATE	PLACE	GOALIE(S)
1982-83 (4)	# 84.	Paul Cyr	Boston	3-2 W	3-3-83	Boston	Pete Peeters
	85.	Hannu Virta	Montreal	6-4 W	3-19-83	Montreal	Rick Wamsley
1983-84 (6)	86.	Gilles Hamel	Winnipeg	5-2 W	10-23-83	Buffalo	Brian Hayward
	87.	Mike Foligno (2)	Calgary	11-2 W	11-13-83	Buffalo	Rejean Lemelin
	88.	Gilbert Perreault (16)	Calgary	11-2 W	11-13-83	Buffalo	Rejean Lemelin
	89.	Real Cloutier	Quebec	8-5 W	12-29-83	Buffalo	Brian Ford
	90.	Real Cloutier (2)	Winnipeg	9-4 W	1-4-84	Buffalo	Brian Hayward
91.	John Tucker	Toronto	4-2 W	4-1-84	Buffalo	Bruce Dowie	
1984-85 (3)	92.	Mike Foligno (3)	Quebec	5-4 W	10-19-84	Buffalo	Daniel Bouchard
	93.	Sean McKenna	Boston	3-3 T	12-5-84	Buffalo	Pete Peeters
	# 94.	Gilbert Perreault (17)	Calgary	6-1 W	2-9-85	Calgary	Rejean Lemelin (2) Don Edwards (1)
1985-86 (4)	# 95.	Gilbert Perreault (18)	Quebec	7-5 W	11-22-85	Buffalo	Mario Gosselin (2) Empty Net (1)
	*96.	Lindy Ruff (2)	Quebec	6-2 W	12-15-85	Buffalo	Clint Malarchuk
	97.	Mike Foligno (4)	N.Y. Islanders	4-3 W	12-29-85	Buffalo	Billy Smith
	**98.	Dave Andreychuk	Boston	8-6 W	2-6-86	Boston	Pat Riggan (1) Doug Keans (4)
1986-87 (1)	99.	Wilf Paiement	St. Louis	4-3 W	2-26-87	Buffalo	Rick Wamsley
1987-88 (6)	100.	Dave Andreychuk (2)	Quebec	6-3 W	12-3-87	Buffalo	Mario Brunetta
	101.	Dave Andreychuk (3)	Montreal	6-5 W	1-6-88	Montreal	Brian Hayward
	102.	Phil Housley (2)	New Jersey	7-3 W	1-22-88	Buffalo	Alain Chevrier
	103.	Dave Andreychuk (4)	N.Y. Islanders	4-6 L	2-6-88	N.Y. Islanders	Billy Smith
	104.	Ray Sheppard	Quebec	5-6 L	2-21-88	Buffalo	Mario Gosselin
105.	Ray Sheppard (2)	Vancouver	7-5 W	3-13-88	Vancouver	Steve Weeks	
1988-89 (3)	106.	Dave Andreychuk (5)	Pittsburgh	8-5 W	10-12-88	Buffalo	Wendell Young
	107.	Adam Creighton	N.Y. Rangers	6-4 W	11-2-88	Buffalo	Bob Froese
	108.	Mike Foligno (5)	Hartford	5-3 W	1-31-89	Hartford	Peter Sidorkiewicz
1989-90 (2)	109.	Pierre Turgeon	New Jersey	6-4 W	12-1-89	Buffalo	Chris Terreri (2) Sean Burke (1)
	110.	Dave Andreychuk (6)	Detroit	6-5 W	3-27-90	Detroit	Tim Cheveldae
1990-91 (3)	111.	Pierre Turgeon (2)	Hartford	5-0 W	10-28-90	Buffalo	Peter Sidorkiewicz
	112.	Dale Hawerchuk	Winnipeg	6-2 W	3-13-91	Winnipeg	Bob Essensa (2) Empty Net (1)
	113.	Alexander Mogilny	Washington	5-2 W	3-31-91	Buffalo	Don Beaupre
1991-92 (9)	114.	Pat LaFontaine	San Jose	7-1 W	11-12-91	San Jose	Arturs Irbe (1) Jeff Hackett (2)
	115.	Dave Andreychuk (7)	Boston	4-7 L	11-23-91	Boston	Matt Delguidice
	116.	Tony Tanti	Edmonton	4-4 T	12-20-91	Buffalo	Bill Ranford
	# 117.	Alexander Mogilny (2)	N.Y. Islanders	5-2 W	1-3-92	Buffalo	Glenn Healy (2) Steve Weeks (1)
	118.	Pat LaFontaine (2)	Edmonton	8-2 W	1-10-92	Buffalo	Bill Ranford
	119.	Pat LaFontaine (3)	Montreal	4-3 W	1-25-92	Montreal	Patrick Roy
	120.	Dale Hawerchuk (2)	San Jose	7-6 W	2-14-92	Buffalo	Jarmo Myllys
	121.	Pat LaFontaine (4)	New Jersey	5-4 W	3-6-92	Buffalo	Craig Billington
	* 122.	Dave Andreychuk (8)	Los Angeles	8-2 W	3-19-92	Los Angeles	Kelly Hrudey (3) Steve Weeks (1)

1992-2006

SEASON	NO.	PLAYER	OPPONENT	SCORE	DATE	PLACE	GOALIE(S)
1992-93 (10)	123.	Alexander Mogilny (3)	Quebec	4-5 L	10-8-92	Buffalo	Ron Hextall
	*124.	Dave Andreychuk (9)	Hartford	8-2 W	11-13-92	Buffalo	Sean Burke (3) Frank Pietrangelo (1)
	125.	Alexander Mogilny (4)	Boston	5-2 W	12-9-92	Buffalo	Andy Moog
	# 126.	Alexander Mogilny (5)	Washington	4-1 W	12-23-92	Buffalo	Don Beaupre
	127.	Alexander Mogilny (6)	N.Y. Rangers	11-6 W	12-31-92	Buffalo	John Vanbiesbrouck (2) Mike Richter (1)
	128.	Yuri Khmylev	N.Y. Rangers	11-6 W	12-31-92	Buffalo	Mike Richter
	129.	Alexander Mogilny (7)	Ottawa	7-2 W	1-2-93	Ottawa	Daniel Berthiaume
	130.	Pat LaFontaine (5)	Calgary	5-3 W	1-10-93	Buffalo	Mike Vernon
	# *131.	Alexander Mogilny (8)	Winnipeg	6-2 W	2-10-93	Winnipeg	Bob Essensa
	*132.	Alexander Mogilny (9)	Detroit	10-7 W	2-24-93	Buffalo	Tim Cheveldae
1993-94 (2)	133.	Alexander Mogilny (10)	Winnipeg	6-0 W	11-19-93	Buffalo	Bob Essensa (2) Stefan Beauregard (1)
	# 134.	Derek Plante	Tampa Bay	3-0 W	12-1-93	Tampa Bay	Daren Puppa
1994-95 (1)	135.	Donald Audette	Ottawa	7-0 W	3-30-95	Buffalo	Craig Billington
1995-96 (3)	136.	Donald Audette (2)	San Jose	7-2 W	11-8-95	Buffalo	Wade Flaherty
	137.	Jason Dawe	Montreal	7-6 W	1-6-96	Montreal	Jocelyn Thibault
	138.	Pat LaFontaine (6)	Florida	6-1 W	2-25-96	Buffalo	John Vanbiesbrouck
1996-97 (2)	139.	Michal Grosek	Vancouver	6-7 L	12-4-96	Buffalo	Mike Fountain
	140.	Miroslav Satan	N.Y. Rangers	5-1 W	4-4-97	Buffalo	Glenn Healy
1997-98 (2)	# 141.	Jason Dawe (2)	Edmonton	4-4 T	11-10-97	Buffalo	Curtis Joseph
	# 142.	Miroslav Satan (2)	Washington	3-0 W	3-1-98	Washington	Olaf Kolzig (2) Empty Net (1)
1998-99 (2)	143.	Geoff Sanderson	Toronto	6-3 W	10-31-98	Toronto	Felix Potvin
	144.	Dixon Ward	N.Y. Rangers	4-2 W	11-25-98	Buffalo	Dan Cloutier
1999-00 (2)	145.	Miroslav Satan (3)	Ottawa	7-4 W	1-8-00	Ottawa	Ron Tugnutt
	146.	Michael Peca	N.Y. Rangers	3-6 L	2-25-00	Buffalo	Mike Richter
2000-01 (2)	# 147.	J.P. Dumont	Boston	3-0 W	12-12-00	Boston	Peter Skudra (2) Empty Net (1)
	148.	Steve Heinze	Vancouver	4-2 W	3-16-01	Buffalo	Bob Essensa
2001-02 (1)	149.	J.P. Dumont (2)	Florida	5-3 W	11-12-01	Florida	Roberto Luongo
2002-03 (3)	# 150.	Curtis Brown	Anaheim	4-0 W	12-4-02	Buffalo	Martin Gerber
	151.	Miroslav Satan (4)	NY Rangers	4-1 W	12-6-02	NY Rangers	Dan Blackburn
	152.	Taylor Pyatt	Montreal	4-1 W	3-28-03	Buffalo	Mathieu Garon
2003-04 (3)	153.	Maxim Afinogenov	Washington	7-1 W	12-31-03	Buffalo	Maxime Ouellet
	154.	Miroslav Satan (5)	Washington	7-1 W	12-31-03	Buffalo	Maxime Ouellet
	* 155.	Miroslav Satan (6)	Atlanta	7-2 W	2-16-04	Buffalo	Pasi Nurminen (1) Byron Dafoe (3)
2005-06 (5)	156.	Taylor Pyatt (2)	Washington	8-5 W	11-17-05	Buffalo	Brent Johnson
	157.	Jochen Hecht	Los Angeles	10-1 W	1-14-06	Buffalo	Mathieu Garon (1) Adam Hauser (2)
	158.	Jason Pominville	Los Angeles	10-1 W	1-14-06	Buffalo	Adam Hauser
	159.	Derek Roy	Toronto	6-2 W	3-3-06	Buffalo	Mikael Tellqvist

2006-2017

SEASON	NO.	PLAYER	OPPONENT	SCORE	DATE	PLACE	GOALIE(S)
2005-06 (5)	160.	Derek Roy (2)	Tampa Bay	8-5 W	3-9-06	Buffalo	John Graeme (1) Sean Burke (1) Empty Net (1)
2006-07 (3)	161.	Chris Drury	NY Rangers	7-4 W	10-14-06	Buffalo	Kevin Weekes
	162.	Daniel Briere	Tampa Bay	4-1 W	12-5-06	Tampa Bay	Marc Denis
	163.	Daniel Briere (2)	Boston	7-1 W	1-30-07	Buffalo	Hannu Toivonen (2) Tim Thomas (1)
2007-08 (6)	164.	Derek Roy (3)	Atlanta	10-1 W	1-18-08	Buffalo	Johan Hedberg (2) Kari Lehtonen (1)
	165.	Drew Stafford	Atlanta	10-1 W	1-18-08	Buffalo	Johan Hedberg
	166.	Thomas Vanek	Ottawa	5-1 W	2-12-08	Ottawa	Ray Emery
	#167.	Thomas Vanek (2)	Tampa Bay	4-3 W	2-20-08	Buffalo	Johan Holmqvist
	#168.	Thomas Vanek (3)	Tampa Bay	7-4 W	3-19-08	Buffalo	Karri Ramo
	#169.	Thomas Vanek (4)	Boston	3-0 W	4-5-08	Boston	Tim Thomas Empty Net (1)
2008-09 (2)	170.	Drew Stafford (2)	Edmonton	10-2 W	1-27-09	Edmonton	Dwayne Roloson J. Drouin-Deslauriers (2)
	#171.	Thomas Vanek (5)	Toronto	5-0 W	2-4-09	Buffalo	Justin Pogge
2009-10 (3)	172.	Jason Pominville (2)	Tampa Bay	6-2 W	3-18-10	Tampa Bay	Antero Niitymaki
	173.	Derek Roy (4)	Tampa Bay	7-1 W	3-27-10	Buffalo	Antero Niitymaki (2) Mike Smith (1)
	*174.	Thomas Vanek (6)	Ottawa	5-2 W	4-10-10	Ottawa	Pascal Leclaire
2010-11 (5)	175.	Drew Stafford (3)	Boston	3-2 W	12-5-10	Buffalo	Tuukka Rask
	176.	Drew Stafford (4)	Boston	7-6 W	1-1-11	Buffalo	Tuukka Rask (1) Tim Thomas (1) Empty Net (1)
	177.	Drew Stafford (5)	Tampa Bay	7-4 W	2-8-11	Tampa Bay	Dwayne Roloson
	178.	Drew Stafford (6)	NY Islanders	7-6 L	2-13-11	Buffalo	Mikko Koskinen (2) Al Montoya (1)
	179.	Thomas Vanek (7)	Tampa Bay	4-2 W	4-5-11	Buffalo	Dwayne Roloson
2011-12 (0)		None					
2012-13 (1)	180.	Thomas Vanek (8)	Boston	7-4 W	1-31-13	Boston	Tuukka Rask
2013-14 (0)		None					
2014-15 (0)		None					
2015-16 (2)	181.	Rasmus Ristolainen	Calgary	3-4 L	12-10-15	Calgary	Jonas Hiller
	182.	Sam Reinhart	Winnipeg	4-2 W	1-10-16	Winnipeg	Connor Hellebuyck
2016-17 (0)		None					

* - Indicates a four-goal game. ** - Indicates a five-goal game.

- Indicates three consecutive and uninterrupted goals (true or natural hat trick). Note: Alexander Mogilny's first three goals in a four-goal game at Winnipeg on 2-10-93 (6-2 W) were consecutive and uninterrupted.

Note: Figure in parentheses for scorer indicates cumulative total with the Sabres.

SABRES HAT TRICK LEADERS

Rick Martin (21), Gilbert Perreault (18), Danny Gare (10), Alexander Mogilny (10), Dave Andreychuk (9), Thomas Vanek (8), Pat LaFontaine (6), Miroslav Satan (6), Drew Stafford (6), Mike Foligno (5), Rene Robert (5), Derek Roy (4), Andre Savard (4), Jim Lorentz (3), Gerry Meehan (3), Craig Ramsay (3), Eddie Shack (3), Donald Audette (2), Daniel Briere (2), Real Cloutier (2), Jason Dawe (2), Rick Dudley (2), J-P Dumont (2), Dale Hawerchuk (2), Phil Housley (2), Tony McKegney (2), **Jason Pominville (2)**, Taylor Pyatt (2), Lindy Ruff (2), Ray Sheppard (2), Pierre Turgeon (2), Maxim Afinogenov, Steve Atkinson, Curtis Brown, Adam Creighton, Paul Cyr, Chris Drury, Michal Grosek, Gilles Hamel, Jochen Hecht, Steve Heinze, Yuri Khmylev, Jerry Korab, Yvon Lambert, Don Luce, Sean McKenna, Wilf Paiement, Michael Peca, Derek Plante, **Sam Reinhart**, Jacques Richard, **Rasmus Ristolainen**, Geoff Sanderson, Jim Schoenfeld, Rick Seiling, Fred Stanfield, Tony Tanti, John Tucker, John Van Boxmeer, Hannu Virta, Dixon Ward

HAT TRICKS BY DEFENSEMEN

Phil Housley (2), Jerry Korab, **Rasmus Ristolainen**, Jim Schoenfeld, John Van Boxmeer, Hannu Virta

1970-1983

SEASON	NO.	PLAYER	OPPONENT	SCORE	DATE	PLACE	GOALIE(S)
1970-71 (3)	1.	Dave Balon	N.Y. Rangers	2-7 L	12-22-70	Buffalo	Roger Crozier
	*2.	Rosaire Paiement	Vancouver	3-6 L	2-9-71	Vancouver	Roger Crozier
	3.	Garry Unger	St. Louis	0-9 L	3-13-71	St. Louis	Joe Daley
1971-72 (4)	4.	Bill Goldsworthy	Minnesota	1-5 L	10-23-71	Minnesota	Dave Dryden
	#5.	Nick Libett	Detroit	1-3 L	1-27-72	Buffalo	Roger Crozier (2) Empty Net (1)
	#6.	Darryl Sittler	Toronto	1-4 L	2-19-72	Toronto	Roger Crozier
	7.	Jim Johnston	California	3-6 L	3-8-72	California	Dave Dryden (1) Roger Crozier (2)
1972-73 (6)	#*8.	Bob Schmautz	Vancouver	5-9 L	11-19-72	Vancouver	Dave Dryden
	9.	Pete Stenkowski	N.Y. Rangers	2-4 L	1-11-73	Buffalo	Dave Dryden
	#*10.	Phil Esposito	Boston	0-6 L	1-14-73	Boston	Dave Dryden
	#11.	Bill Flett	Philadelphia	3-4 L	1-21-73	Buffalo	Dave Dryden
	12.	Keith McCreary	Atlanta	5-8 L	1-28-73	Buffalo	Roger Crozier
	13.	Rey Comeau	Atlanta	5-8 L	1-28-73	Buffalo	Roger Crozier
1973-74 (2)	14.	Yvan Cournoyer	Montreal	1-7 L	12-22-73	Montreal	Roger Crozier
	15.	Billy Harris	N.Y. Islanders	4-3 W	3-3-74	Buffalo	Dave Dryden
1974-75 (3)	16.	Bob Nevin	Los Angeles	1-4 L	10-13-74	Buffalo	Gary Bromley
	#17.	Don Kozak	Los Angeles	2-7 L	10-24-74	Los Angeles	Gary Bromley
	18.	Guy Lapointe	Montreal	8-6 W	11-13-74	Montreal	Gary Bromley
1975-76 (3)	#19.	Larry Romanchych	Atlanta	4-7 L	12-14-75	Buffalo	Gerry Desjardins
	20.	Butch Goring	Los Angeles	6-9 L	1-1-76	Buffalo	Gerry Desjardins
	21.	Rick Kehoe	Pittsburgh	7-6 W	3-10-76	Pittsburgh	Al Smith
1976-77 (2)	22.	Bernie Federko	St. Louis	5-6 L	2-5-77	St. Louis	Gerry Desjardins
	23.	Marcel Dionne	Los Angeles	1-5 L	2-27-77	Buffalo	Don Edwards (2) Bob Sauve (1)
1977-78 (0)	None						
1978-79 (3)	24.	Guy Lafleur	Montreal	1-8 L	12-2-78	Montreal	Bob Sauve
	25.	Wayne Cashman	Boston	3-7 L	12-31-78	Buffalo	Don Edwards
	26.	Lanny McDonald	Toronto	3-6 L	4-1-79	Buffalo	Don Edwards
1979-80 (2)	27.	Blaine Stoughton	Hartford	3-5 L	11-21-79	Hartford	Don Edwards
	#28.	Bernie Federko (2)	St. Louis	2-3 L	2-9-80	St. Louis	Don Edwards
1980-81 (3)	*29.	Mark Napier	Montreal	5-6 L	12-3-80	Buffalo	Bob Sauve
	30.	Dan Labraaten	Calgary	4-4 T	2-14-81	Calgary	Don Edwards
	31.	Dwight Foster	Boston	4-6 L	3-1-81	Boston	Don Edwards
1981-82 (2)	#32.	Stan Smyl	Vancouver	3-4 L	1-27-82	Vancouver	Don Edwards
	#33.	Wayne Gretzky	Edmonton	3-6 L	2-24-82	Buffalo	Don Edwards
1982-83 (5)	34.	Peter Stastny	Quebec	4-6 L	10-6-82	Buffalo	Bob Sauve
	35.	Peter Stastny (2)	Quebec	4-6 L	10-9-82	Quebec	Bob Sauve
	36.	John Paul Kelly	Los Angeles	2-7 L	2-10-83	Los Angeles	Jacques Cloutier
	#37.	Tim Young	Minnesota	1-5 L	3-8-83	Minnesota	Phil Myre
	38.	Darcy Rota	Vancouver	3-8 L	3-12-83	Vancouver	Phil Myre

1983-1993

SEASON	NO.	PLAYER	OPPONENT	SCORE	DATE	PLACE	GOALIE(S)
1983-84 (2)	39.	Anton Stastny	Quebec	2-9 L	10-8-83	Quebec	Bob Sauve
	40.	Wayne Babych	St. Louis	2-8 L	12-6-83	St. Louis	Bob Sauve
1984-85 (0)		None					
1985-86 (3)	41.	Paul Lawless	Hartford	4-6 L	12-13-85	Buffalo	Tom Barrasso
	42.	Steve Kasper	Boston	6-6 T	12-31-85	Buffalo	Tom Barrasso
	43.	Steve Larmer	Chicago	7-6 W	3-12-86	Chicago	Tom Barrasso
1986-87 (6)	*44.	Wendel Clark	Toronto	5-5 T	10-11-86	Toronto	Daren Puppa
	45.	Mario Lemieux	Pittsburgh	3-7 L	10-17-86	Buffalo	Tom Barrasso
	46.	Michel Goulet	Quebec	1-6 L	11-21-86	Buffalo	Jacques Cloutier
	47.	Brent Ashton	Quebec	0-7 L	12-13-86	Quebec	Tom Barrasso (2) Jacques Cloutier (1)
	48.	Peter Zezel	Philadelphia	4-7 L	1-28-87	Buffalo	Jacques Cloutier
1987-88 (10)	50.	Ron Francis	Hartford	1-9 L	11-18-87	Hartford	Daren Puppa (2) Jacques Cloutier (1)
	51.	Bob Carpenter	Los Angeles	5-8 L	11-22-87	Buffalo	Daren Puppa (1) Jacques Cloutier (2)
	52.	Bernie Nicholls	Los Angeles	5-8 L	11-22-87	Buffalo	Daren Puppa (2) Empty Net (1)
	#*53.	Joe Nieuwendyk	Calgary	1-7 L	12-13-87	Buffalo	Daren Puppa
	54.	Cam Neely	Boston	1-5 L	1-16-88	Boston	Tom Barrasso
	55.	Peter Stastny (3)	Quebec	5-6 L	2-21-88	Buffalo	Tom Barrasso
	56.	Hakan Loob	Calgary	4-10 L	3-12-88	Calgary	Tom Barrasso (2) Jacques Cloutier (1)
	57.	Tony Tanti	Vancouver	7-5 W	3-13-88	Vancouver	Tom Barrasso
	58.	Geoff Courtnall	Edmonton	4-6 L	3-15-88	Edmonton	Jacques Cloutier
59.	Stephane Richer	Montreal	4-9 L	4-2-88	Montreal	Daren Puppa	
1988-89 (4)	60.	Joe Mullen	Calgary	0-9 L	11-5-88	Calgary	Tom Barrasso (1) Daren Puppa (2)
	61.	Trevor Linden	Vancouver	2-4 L	11-22-88	Vancouver	Daren Puppa (2) Empty Net (1)
	62.	Wayne Gretzky (2)	Los Angeles	3-5 L	2-4-89	Los Angeles	Darcy Wakaluk (2) Empty Net (1)
	63.	Mario Lemieux (2)	Pittsburgh	3-7 L	2-14-89	Pittsburgh	Jacques Cloutier
1989-90 (2)	64.	Pat LaFontaine	N.Y. Islanders	2-4 L	12-31-89	Buffalo	Daren Puppa
	65.	Vincent Damphousse	Toronto	3-4 L	3-16-90	Buffalo	Daren Puppa
1990-91 (1)	#66.	Bryan Fogarty	Quebec	2-4 L	12-1-90	Quebec	Clint Malarchuk
1991-92 (5)	67.	Owen Nolan	Quebec	5-4 W	10-12-91	Quebec	Daren Puppa
	68.	Murray Craven	Hartford	6-6 T	12-7-91	Hartford	Clint Malarchuk
	69.	Steve Yzerman	Detroit	4-4 T	1-29-92	Detroit	Daren Puppa
	70.	Kevin Miller	Detroit	4-9 L	2-12-92	Buffalo	Daren Puppa
	*71.	Joe Sakic	Quebec	3-7 L	4-14-92	Quebec	Clint Malarchuk
1992-93 (5)	72.	Joe Juneau	Boston	2-5 L	1-12-93	Boston	Daren Puppa
	73.	Sergei Nemchinov	N.Y. Rangers	6-4 W	1-29-93	Buffalo	Tom Draper
	74.	Kelly Buchberger	Edmonton	4-5 L	1-31-93	Buffalo	Tom Draper
	*75.	Brian Bellows	Montreal	4-8 L	2-27-93	Montreal	Grant Fuhr
	76.	Kevin Dineen	Philadelphia	4-7 L	4-15-93	Buffalo	Grant Fuhr (1) Dominik Hasek (2)

1993-2011

SEASON	NO.	PLAYER	OPPONENT	SCORE	DATE	PLACE	GOALIE(S)
1993-94 (1)	77.	Shawn Burr	Detroit	4-6 L	10-18-93	Buffalo	Grant Fuhr
1994-95 (0)		None					
1995-96 (4)	78.	Pierre Turgeon	Montreal	7-6 W	1-6-96	Montreal	John Blue (2) Martin Biron (1)
	#79.	Gary Roberts	Calgary	1-3 L	1-12-96	Calgary	Dominik Hasek
	#80.	Russ Courtnall	Vancouver	2-5 L	3-6-96	Vancouver	Dominik Hasek
	#*81.	Peter Bondra	Washington	1-5 L	4-3-96	Buffalo	Andrei Trefilov
1996-97 (4)	82.	Ray Sheppard	Florida	3-4 L	11-26-96	Florida	Andrei Trefilov (2) Dominik Hasek (1)
	83.	Bill Guerin	New Jersey	6-5 W	12-31-96	Buffalo	Dominik Hasek
	84.	Paul Kariya	Anaheim	2-5 L	1-10-97	Anaheim	Dominik Hasek
	*85.	Jaroslav Svejksky	Washington	3-8 L	4-13-97	Buffalo	Steve Shields
1997-98 (0)		None					
1998-99 (2)	86.	Teemu Selanne	Anaheim	2-7 L	1-1-99	Buffalo	Dominik Hasek
	87.	Vyacheslav Kozlov	Detroit	4-4 T	2-21-99	Buffalo	Dwayne Roloson
1999-00 (2)	88.	Pavel Bure	Florida	2-4 L	12-17-99	Buffalo	Martin Biron (2) Empty Net (1)
	89.	Petr Nedved	NY Rangers	3-6 L	2-25-00	Buffalo	Dominik Hasek (2) Empty Net (1)
2000-01 (2)	90.	Ray Ferraro	Atlanta	4-5 L	2-13-01	Atlanta	Martin Biron
	91.	Jeremy Roenick	Phoenix	3-7 L	2-23-01	Buffalo	Dominik Hasek (2) Martin Biron (1)
2001-02 (2)	92.	Brian Savage	Montreal	2-5 L	10-26-01	Buffalo	Martin Biron
	93.	Jason Arnett	New Jersey	1-4 L	2-10-02	New Jersey	Martin Biron
2002-03 (0)		None					
2003-04 (1)	94.	Vladimir Orszagh	Nashville	1-4 L	11-29-03	Nashville	Martin Biron
2005-06 (2)	*95.	Martin Havlat	Ottawa	4-10 L	11-2-05	Buffalo	Mika Noronen (3) Martin Biron (1)
	#*96.	Daniel Alfredsson	Ottawa	4-10 L	11-2-05	Buffalo	Martin Biron
2006-07 (1)	97.	Dany Heatley	Ottawa	3-6 L	1-3-07	Ottawa	Ryan Miller
2007-08 (1)	98.	Tomas Plekanec	Montreal	2-6 L	2-29-08	Buffalo	Ryan Miller
2008-09 (1)	99.	Mike Cammalleri	Calgary	2-5 L	1-28-09	Calgary	Ryan Miller
2009-10 (2)	100.	Jeff Tambellini	NY Islanders	0-5 L	10-31-09	NY Islanders	Ryan Miller (2) Patrick Lalime (1)
	101.	Sidney Crosby	Pittsburgh	4-5 L	2-1-10	Pittsburgh	Ryan Miller
2010-11 (5)	102.	Derek Stepan	NY Rangers	3-6 L	10-9-10	Buffalo	Ryan Miller
	103.	Daniel Alfredsson (2)	Ottawa	2-4 L	10-22-10	Buffalo	Ryan Miller (2) Empty Net (1)
	#104.	John Tavares	NY Islanders	3-5 L	1-15-11	NY Islanders	Ryan Miller
	105.	Michael Grabner	NY Islanders	6-7 L	2-13-11	Buffalo	Ryan Miller
	106.	Blake Geoffrion	Nashville	3-4 L	3-20-11	Buffalo	Ryan Miller

2011-2017

SEASON	NO.	PLAYER	OPPONENT	SCORE	DATE	PLACE	GOALIE(S)
2011-12 (2)	107.	Evgeni Malkin	Pittsburgh	3-8 L	12-17-11	Pittsburgh	Ryan Miller (1) Jhonas Enroth (2)
	108.	Ilya Kovalchuk	New Jersey	1-4 L	2-14-12	Buffalo	Ryan Miller
2012-13 (2)	109.	Eric Staal	Carolina	3-6 L	1-24-13	Carolina	Jhonas Enroth
	110.	Brad Richards	NY Rangers	4-8 L	4-19-13	Buffalo	Ryan Miller (1) Jhonas Enroth (2)
2013-14 (1)	111.	Ryan Getzlaf	Anaheim	2-6 L	11-8-13	Anaheim	Ryan Miller
2014-15 (5)	112.	Corey Perry	Anaheim	1-4 L	10-22-14	Anaheim	Michal Neuvirth
	#113.	Jori Lehtera	St. Louis	1-6 L	11-11-14	St. Louis	Michal Neuvirth
	114.	Nino Niederreiter	Minnesota	3-6 L	11-13-14	Minnesota	Jhonas Enroth
	115.	Bobby Ryan	Ottawa	2-5 L	12-29-14	Ottawa	Jhonas Enroth
	116.	Henrik Zetterberg	Detroit	4-6 L	1-18-15	Detroit	Jhonas Enroth
2015-16 (1)	117.	Radim Vrbata	Vancouver	2-5 L	12-7-15	Vancouver	Linus Ullmark
2016-17 (2)	118.	Mike Hoffman	Ottawa	4-5 L	11-29-16	Ottawa	Robin Lehner (1) Anders Nilsson (2)
	119.	Max Pacioretty	Montreal	2-5 L	1-31-17	Montreal	Robin Lehner

OPPONENT HAT TRICK LEADERS

Peter Stastny (3), Daniel Alfredsson (2), Bernie Federko (2), Wayne Gretzky (2), Mario Lemieux (2)

* - Indicates a four-goal game.

- Indicates three consecutive and uninterrupted goals (true or natural hat trick). Note: Five Sabres opponents have scored natural hat tricks with their first three goals in a four-goal game: Bob Schmautz's (11-19-72), Phil Esposito (1-14-73), Joe Nieuwendyk (12-13-87), Peter Bondra (4-3-96) and Daniel Alfredsson (11-2-05).

NOTE: Figure in parentheses for scorer indicates cumulative total against the Sabres.

1970-1981

SEASON	NO.	GOALTENDER	OPPONENT	SCORE	DATE	PLACE	SAVES
1970-71 (3)	1.	Roger Crozier	Minnesota	1-0	12-6-70	Buffalo	24
	2.	Joe Daley	California	3-0	2-12-71	Buffalo	26
	3.	Dave Dryden	Minnesota	5-0	3-14-71	Minnesota	35
1971-72 (2)	4.	Roger Crozier (2)	Los Angeles	2-0	12-2-71	Buffalo	31
	5.	Roger Crozier (3)	Vancouver	1-0	1-20-72	Buffalo	29
1972-73 (6)	6.	Roger Crozier (4)	Vancouver	6-0	10-19-72	Buffalo	31
	7.	Roger Crozier (5)	California	0-0	11-9-72	Buffalo	23
	8.	Roger Crozier (6)	Pittsburgh	1-0	11-12-72	Buffalo	18
	9.	Dave Dryden (2)	Toronto	4-0	12-17-72	Buffalo	21
	10.	Dave Dryden (3)	Philadelphia	2-0	1-7-73	Buffalo	35
	11.	Dave Dryden (4)	California	4-0	2-8-73	Buffalo	24
1973-74 (1)	12.	Dave Dryden (5)	St. Louis	1-0	1-13-74	Buffalo	18
1974-75 (7)	13.	Gary Bromley	St. Louis	2-0	10-26-74	St. Louis	21
	14.	Roger Crozier (7)	Atlanta	4-0	11-17-74	Buffalo	25
	15.	Gary Bromley (2)	Minnesota	5-0	12-8-74	Buffalo	14
	16.	Gary Bromley (3)	Washington	4-0	12-22-74	Washington	26
	17.	Roger Crozier (8)	California	4-0	1-15-75	California	26
	18.	Gary Bromley (4)	Kansas City	5-0	1-19-75	Buffalo	20
	19.	Roger Crozier (9)	Los Angeles	5-0	2-27-75	Buffalo	21
1975-76 (3)	20.	Roger Crozier (10)	Detroit	4-0	10-9-75	Buffalo	18
	21.	Gerry Desjardins	Boston	4-0	11-5-75	Buffalo	16
	22.	Gerry Desjardins (2)	Pittsburgh	6-0	1-11-76	Buffalo	28
1976-77 (5)	23.	Gerry Desjardins (3)	Vancouver	4-0	10-20-76	Buffalo	29
	24.	Gerry Desjardins (4)	St. Louis	5-0	11-10-76	Buffalo	38
	25.	Gerry Desjardins (5)	Colorado	3-0	1-16-77	Buffalo	21
	26.	Don Edwards	Chicago	3-0	2-16-77	Buffalo	23
	27.	Don Edwards (2)	Philadelphia	2-0	2-24-77	Buffalo	25
	1977-78 (5)	28.	Don Edwards (3)	Montreal	4-0	10-30-77	Montreal
29.		Don Edwards (4)	Vancouver	3-0	12-11-77	Buffalo	19
30.		Don Edwards (5)	NY Rangers	2-0	2-9-78	Buffalo	25
31.		Don Edwards (6)	Los Angeles	5-0	2-16-78	Buffalo	29
32.		Don Edwards (7)	Philadelphia	4-0	2-23-78	Buffalo	20
1978-79 (2)		33.	Don Edwards (8)	Toronto	1-0	10-19-78	Buffalo
	34.	Don Edwards (9)	Washington	2-0	11-11-78	Washington	25
1979-80 (6)	35.	Bob Sauve	Quebec	3-0	10-27-79	Quebec	19
	36.	Bob Sauve (2)	Chicago	0-0	10-31-79	Chicago	20
	37.	Bob Sauve (3)	Washington	2-0	12-2-79	Buffalo	20
	38.	Don Edwards (10)	Detroit	4-0	12-10-79	Buffalo	14
	39.	Bob Sauve (4)	Vancouver	3-0	2-3-80	Buffalo	22
	40.	Don Edwards (11)	Pittsburgh	9-0	2-7-80	Buffalo	25
1980-81 (5)	41.	Bob Sauve (5)	Edmonton	2-0	10-15-80	Buffalo	15
	42.	Don Edwards (12)	NY Rangers	4-0	1-18-81	Buffalo	30
	43.	Don Edwards (13)	Winnipeg	4-0	2-1-81	Buffalo	23
	44.	Don Edwards (14)	Philadelphia	4-0	2-5-81	Philadelphia	31
	45.	Bob Sauve (6)	Calgary	4-0	3-4-81	Buffalo	24

1981-1996

SEASON	NO.	GOALTENDER	OPPONENT	SCORE	DATE	PLACE	SAVES
1981-82 (0)		None					
1982-83 (1)	46.	Bob Sauve (7)	Quebec	0-0	2-5-83	Quebec	22
1983-84 (2)	47.	Tom Barrasso	Los Angeles	4-0	1-18-84	Los Angeles	30
	48.	Tom Barrasso (2)	New Jersey	6-0	3-24-84	New Jersey	24
1984-85 (5)	49.	Tom Barrasso (3)	Toronto	6-0	12-26-84	Buffalo	22
	50.	Tom Barrasso (4)	Winnipeg	4-0	12-28-84	Buffalo	14
	51.	Tom Barrasso (5)	Boston	3-0	1-10-85	Boston	20
	52.	Tom Barrasso (6)	Hartford	2-0	1-19-85	Hartford	14
	53.	Tom Barrasso (7)	Washington	4-0	3-2-85	Washington	23
1985-86 (4)	54.	Tom Barrasso (8)	Montreal	6-0	10-16-85	Montreal	25
	55.	Daren Puppa	Edmonton	2-0	11-1-85	Edmonton	37
	56.	Tom Barrasso (9)	Hartford	2-0	11-19-85	Hartford	23
	57.	Jacques Cloutier	Philadelphia	1-0	3-27-86	Philadelphia	30
1986-87 (2)	58.	Tom Barrasso (10)	Montreal	0-0	10-15-86	Buffalo	28
	59.	Tom Barrasso (11)	Hartford	6-0	4-5-87	Buffalo	14
1987-88 (2)	60.	Tom Barrasso (12)	St. Louis	3-0	2-16-88	St. Louis	25
	61.	Tom Barrasso (13)	Boston	3-0	3-6-88	Buffalo	32
1988-89 (2)	62.	Daren Puppa (2)	NY Islanders	3-0	11-12-88	New York	34
	63.	Clint Malarchuk	NY Rangers	2-0	3-8-89	New York	32
1989-90 (1)	64.	Daren Puppa (3)	Hartford	5-0	3-10-90	Hartford	31
1990-91 (3)	65.	Clint Malarchuk (2)	Hartford	5-0	10-28-90	Buffalo	29
	66.	Daren Puppa (4)	Chicago	5-0	12-28-90	Buffalo	33
	67.	Daren Puppa (5)	Winnipeg	2-0	2-10-91	Winnipeg	24
1991-92 (1)	68.	Tom Draper	Chicago	2-0	11-22-91	Buffalo	29
1992-93 (0)		None					
1993-94 (9)	69.	Grant Fuhr	Winnipeg	6-0	11-19-93	Buffalo	22
	70.	Dominik Hasek	Toronto	3-0	11-29-93	Toronto	24
	71.	Dominik Hasek (2)	Tampa Bay	3-0	12-1-93	Tampa Bay	33
	72.	Dominik Hasek (3)	Hartford	3-0	12-11-93	Hartford	25
	73.	Dominik Hasek (4)	Los Angeles	2-0	12-17-93	Buffalo	27
	74.	Dominik Hasek (5)	Montreal	5-0	12-23-93	Buffalo	25
	75.	Dominik Hasek (6)	Anaheim	3-0	3-9-94	Anaheim	24
	76.	Grant Fuhr (2)	Boston	5-0	4-1-94	Buffalo	31
	77.	Dominik Hasek (7)	Montreal	1-0	4-8-94	Buffalo	31
	1994-95 (5)	78.	Dominik Hasek (8)	Washington	1-0	2-2-95	Washington
79.		Dominik Hasek (9)	Florida	3-0	3-24-95	Buffalo	28
80.		Dominik Hasek (10)	Ottawa	7-0	3-30-95	Buffalo	35
81.		Dominik Hasek (11)	Florida	5-0	4-26-95	Buffalo	31
82.		Dominik Hasek (12)	Montreal	2-0	5-1-95	Buffalo	32
1995-96 (2)	83.	Dominik Hasek (13)	Ottawa	6-0	11-19-95	Buffalo	31
	84.	Dominik Hasek (14)	St. Louis	2-0	11-27-95	St. Louis	30

1996-2001

SEASON	NO.	GOALTENDER	OPPONENT	SCORE	DATE	PLACE	SAVES	
1996-97 (5)	85.	Dominik Hasek (15)	Colorado	0-0	11-2-96	Colorado	32	
	86.	Dominik Hasek (16)	Tampa Bay	3-0	11-27-96	Tampa Bay	32	
	87.	Dominik Hasek (17)	Ottawa	3-0	11-29-96	Buffalo	31	
	88.	Dominik Hasek (18)	Boston	4-0	12-14-96	Boston	29	
	89.	Dominik Hasek (19)	New Jersey	0-0	12-23-96	New Jersey	37	
1997-98 (13)	90.	Dominik Hasek (20)	Boston	5-0	11-20-97	Boston	29	
	91.	Dominik Hasek (21)	Anaheim	4-0	12-3-97	Buffalo	29	
	92.	Dominik Hasek (22)	Tampa Bay	4-0	12-5-97	Buffalo	38	
	93.	Dominik Hasek (23)	Montreal	1-0	12-19-97	Buffalo	42	
	94.	Dominik Hasek (24)	NY Rangers	2-0	12-21-97	New York	33	
	95.	Dominik Hasek (25)	NY Rangers	3-0	12-26-97	Buffalo	28	
	96.	Dominik Hasek (26)	Ottawa	3-0	12-31-97	Buffalo	36	
	97.	Dominik Hasek (27)	Washington	3-0	3-1-98	Washington	36	
	98.	Dominik Hasek (28)	NY Rangers	1-0	3-2-98	New York	33	
	99.	Dominik Hasek (29)	Pittsburgh	3-0	3-15-98	Buffalo	22	
	100.	Dominik Hasek (30)	Calgary	2-0	3-24-98	Calgary	29	
	101.	Dominik Hasek (31)	Edmonton	1-0	3-27-98	Edmonton	20	
	102.	Dominik Hasek (32)	Los Angeles	4-0	4-1-98	Buffalo	37	
1998-99 (10)	103.	Dominik Hasek (33)	Colorado	3-0	10-10-98	Colorado	32	
	104.	Dominik Hasek (34)	NY Rangers	0-0	10-27-98	New York	16	
	105.	Dominik Hasek (35)	Washington	2-0	11-12-98	Washington	23	
	106.	Dominik Hasek (36)	Philadelphia	3-0	12-4-98	Buffalo	31	
	107.	Dominik Hasek (37)	NY Rangers	2-0	12-11-98	Buffalo	16	
	108.	Dominik Hasek (38)	Tampa Bay	2-0	12-23-98	Buffalo	38	
	109.	Dominik Hasek (39)	New Jersey	2-0	12-26-98	New Jersey	34	
	110.	Dominik Hasek (40)	Florida	4-0	1-18-99	Florida	33	
	111.	Dwayne Roloson	Vancouver	2-0	2-28-99	Vancouver	15	
	112.	Dominik Hasek (41)	Washington	3-0	4-18-99	Buffalo	25	
	1999-00 (8)	113.	Martin Biron	Atlanta	4-0	11-19-99	Atlanta	18
		114.	Martin Biron (2)	Ottawa	0-0	12-8-99	Buffalo	30
115.		Martin Biron (3)	Boston	0-0	1-13-00	Boston	39	
116.		Martin Biron (4)	Anaheim	5-0	1-17-00	Anaheim	17	
117.		Martin Biron (5)	Ottawa	1-0	1-28-00	Buffalo	21	
118.		Dominik Hasek (42)	Colorado	2-0	2-8-00	Colorado	24	
119.		Dominik Hasek (43)	Montreal	2-0	4-1-00	Montreal	27	
120.		Dominik Hasek (44)	New Jersey	5-0	4-6-00	New Jersey	32	
2000-01 (13)		121.	Dominik Hasek (45)	NY Islanders	3-0	11-9-00	Buffalo	22
		122.	Dominik Hasek (46)	New Jersey	4-0	11-11-00	New Jersey	23
	123.	Dominik Hasek (47)	Boston	3-0	12-12-00	Boston	22	
	124.	Dominik Hasek (48)	Ottawa	2-0	12-29-00	Buffalo	34	
	125.	Martin Biron (6)	NY Islanders	2-0	12-30-00	New York	15	
	126.	Martin Biron (7)	Nashville	2-0	1-6-01	Nashville	29	
	127.	Dominik Hasek (49)	Anaheim	4-0	1-12-01	Anaheim	21	
	128.	Dominik Hasek (50)	Florida	1-0	1-19-01	Buffalo	21	
	129.	Dominik Hasek (51)	Ottawa	2-0	2-19-01	Buffalo	30	
	130.	Dominik Hasek (52)	New Jersey	1-0	2-22-01	New Jersey	24	
	131.	Dominik Hasek (53)	Toronto	3-0	3-20-01	Buffalo	16	
	132.	Dominik Hasek (54)	Atlanta	4-0	3-26-01	Atlanta	19	
	133.	Dominik Hasek (55)	Atlanta	1-0	3-30-01	Buffalo	30	

2001-2012

SEASON	NO.	GOALTENDER	OPPONENT	SCORE	DATE	PLACE	SAVES
2001-02 (4)	134.	Martin Biron (8)	Atlanta	8-0	11-8-01	Buffalo	16
	135.	Martin Biron (9)	NY Islanders	5-0	3-7-02	New York	26
	136.	Martin Biron (10)	Montreal	3-0	3-8-02	Buffalo	26
	137.	Martin Biron (11)	Montreal	3-0	4-13-02	Montreal	22
2002-03 (6)	138.	Martin Biron (12)	Anaheim	4-0	12-4-02	Buffalo	22
	139.	Ryan Miller	Minnesota	1-0	1-14-03	Minnesota	22
	140.	Martin Biron (13)	Phoenix	1-0	1-18-03	Phoenix	30
	141.	Martin Biron (14)	Pittsburgh	0-0	1-21-03	Buffalo	23
	142.	Martin Biron (15)	Toronto	4-0	1-24-03	Buffalo	27
	143.	Mika Noronen	Florida	4-0	3-8-03	Florida	29
2003-04 (4)	144.	Mika Noronen (2)	Calgary	2-0	10-18-03	Calgary	20
	145.	Mika Noronen (3)	Carolina	5-0	11-21-03	Buffalo	35
	146.	Martin Biron (16)	Washington	6-0	3-10-04	Washington	27
	147.	Martin Biron (17)	Columbus	6-0	3-29-04	Buffalo	23
2005-06 (2)	148.	Ryan Miller (2)	Toronto	6-0	4-16-06	Buffalo	31
	149.	Martin Biron (18)	Carolina	4-0	4-18-06	Carolina	33
2006-07 (2)	150.	Ryan Miller (3)	NY Islanders	3-0	10-26-06	New York	29
	151.	Ryan Miller (4)	Washington	2-0	4-7-07	Washington	26
2007-08 (5)	152.	Ryan Miller (5)	Atlanta	6-0	10-11-07	Buffalo	20
	153.	Jocelyn Thibault	Montreal	3-0	11-24-07	Montreal	24
	154.	Ryan Miller (6)	Florida	1-0	1-30-08	Florida	32
	155.	Ryan Miller (7)	Toronto	1-0	2-13-08	Buffalo	35
	156.	Jocelyn Thibault (2)	Boston	3-0	4-5-08	Boston	17
2008-09 (5)	157.	Ryan Miller (8)	Washington	5-0	11-1-08	Buffalo	29
	158.	Ryan Miller (9)	New Jersey	2-0	11-3-08	New Jersey	24
	159.	Ryan Miller (10)	Los Angeles	5-0	12-19-08	Buffalo	40
	160.	Ryan Miller (11)	Phoenix	2-0	1-31-09	Phoenix	28
	161.	Ryan Miller (12)	Toronto	5-0	2-4-09	Buffalo	16
2009-10 (5)	162.	Ryan Miller (13)	Nashville	1-0	10-10-09	Nashville	25
	163.	Ryan Miller (14)	NY Islanders	3-0	11-4-09	Buffalo	24
	164.	Ryan Miller (15)	Toronto	3-0	11-30-09	Toronto	38
	165.	Ryan Miller (16)	Washington	3-0	12-9-09	Buffalo	35
	166.	Ryan Miller (17)	Montreal	1-0	1-3-10	Montreal	30
2010-11 (6)	167.	Ryan Miller (18)	Columbus	5-0	12-3-10	Buffalo	19
	168.	Ryan Miller (19)	Ottawa	1-0*	12-4-10	Ottawa	32
	169.	Ryan Miller (20)	San Jose	3-0	1-6-11	San Jose	36
	170.	Ryan Miller (21)	Montreal	2-0	3-22-11	Montreal	31
	171.	Ryan Miller (22)	New Jersey	2-0	3-26-11	Buffalo	30
	172.	Jhonas Enroth	NY Rangers	1-0	3-30-11	Buffalo	23
2011-12 (7)	173.	Ryan Miller (23)	Florida	3-0	10-20-11	Florida	22
	174.	Jhonas Enroth (2)	Carolina	1-0	11-18-11	Carolina	34
	175.	Ryan Miller (24)	NY Rangers	0-1**	2-1-12	Buffalo	29
	176.	Ryan Miller (25)	Boston	6-0	2-8-12	Buffalo	36
	177.	Ryan Miller (26)	Anaheim	2-0	2-29-12	Anaheim	43
	178.	Ryan Miller (27)	San Jose	1-0	3-1-12	San Jose	39
	179.	Ryan Miller (28)	Montreal	3-0	3-21-12	Buffalo	34

2012-2017

SEASON	NO.	GOALTENDER	OPPONENT	SCORE	DATE	PLACE	SAVES
2012-13 (1)	180.	Jhonas Enroth (3)	Philadelphia	1-0	4-13-13	Buffalo	29
2013-14 (0)		None					
2014-15 (1)	181.	Jhonas Enroth (4)	Los Angeles	1-0	12-9-14	Buffalo	34
2015-16 (2)	182.	Chad Johnson	Anaheim	3-0	12-17-15	Buffalo	44
	183.	Robin Lehner	Columbus	4-0	2-19-16	Columbus	38
2016-17 (3)	184.	Anders Nilsson	Florida	3-0	10-29-16	Buffalo	33
	185.	Robin Lehner (2)	Ottawa	4-0	2-4-17	Buffalo	37
	186.	Robin Lehner (3)	Colorado	2-0	2-16-17	Buffalo	23

SABRES SHUTOUT LEADERS

Dominik Hasek (55), Ryan Miller (28), Martin Biron (18), Don Edwards (14), Tom Barrasso (13), Roger Crozier (10), Bob Sauve (7), Gerry Desjardins (5), Dave Dryden (5), Daren Puppa (5), Gary Bromley (4), Jhonas Enroth (4), **Robin Lehner (3)**, Mika Noronen (3), Grant Fuhr (2), Clint Malarchuk (2), Jocelyn Thibault (2), Jacques Cloutier, Joe Daley, Tom Draper, **Chad Johnson**, Anders Nilsson, Dwayne Roloson

NOTE: Figure in parentheses for goaltender indicates cumulative total with the Sabres.

* Buffalo won 1-0 in a shootout. Ottawa's Brian Elliott was also credited with a shutout.

** New York won 1-0 in a shootout. New York's Henrik Lundqvist was credited with the shutout win.

1970-1985

SEASON	NO.	GOALTENDER	OPPONENT	SCORE	DATE	PLACE	SAVES
1970-71 (9)	1.	Ed Giacomin	NY Rangers	3-0	10-14-70	New York	15
	2.	Phil Myre	Montreal	3-0	10-15-70	Buffalo	14
	3.	Tony Esposito	Chicago	4-0	10-25-70	Buffalo	27
	4.	Cesar Maniago	Minnesota	3-0	11-21-70	Minnesota	22
	5.	Bruce Gamble	Toronto	4-0	12-13-70	Buffalo	17
	6.	Ed Giacomin (2)	NY Rangers	4-0	12-16-70	New York	20
	7.	Jacques Plante	Toronto	2-0	12-19-70	Toronto	24
	8.	Jacques Plante (2)	Toronto	2-0	2-27-71	Toronto	28
	9.	Glenn Hall	St. Louis	9-0	3-13-71	St. Louis	27
1971-72 (3)	10.	Doug Favell	Philadelphia	5-0	12-16-71	Philadelphia	35
	11.	Jim Rutherford	Pittsburgh	2-0	2-17-72	Buffalo	23
	12.	Ken Dryden	Montreal	4-0	2-20-72	Buffalo	32
1972-73 (4)	13.	Marv Edwards	California	0-0	11-9-72	Buffalo	28
	14.	Rogie Vachon	Los Angeles	2-0	12-23-72	Los Angeles	20
	15.	Ed Johnston	Boston	6-0	1-14-73	Boston	20
	16.	Jacques Caron	St. Louis	2-0	3-13-73	St. Louis	23
1973-74 (3)	17.	Gilles Meloche	California	2-0	11-18-73	Buffalo	27
	18.	Dan Bouchard	Atlanta	3-0	1-9-74	Atlanta	32
	19.	Gilles Gilbert	Boston	4-0	3-12-74	Boston	27
1974-75 (1)	20.	Bernie Parent	Philadelphia	6-0	2-1-75	Philadelphia	26
1975-76 (2)	21.	Gary Smith	Vancouver	4-0	11-25-75	Vancouver	35
	22.	Glenn Resch	NY Islanders	3-0	12-7-75	Buffalo	22
1976-77 (3)	23.	Ed Giacomin (3)	Detroit	4-0	10-9-76	Detroit	20
	24.	Glenn Resch (2)	NY Islanders	3-0	12-4-76	New York	33
	25.	Gary Edwards (2)	Cleveland	3-0	1-23-77	Buffalo	27
1977-78 (3)	26.	Mike Veisor	Chicago	2-0	10-16-77	Buffalo	34
	27.	Ron Grahame	Boston	2-0	11-23-77	Buffalo	21
	28.	Ron Low	Detroit	7-0	3-28-78	Detroit	25
1978-79 (3)	29.	Mike Palmateer	Toronto	2-0	10-18-78	Toronto	21
	30.	Mario Lessard	Los Angeles	6-0	10-26-78	Los Angeles	18
	31.	Glenn Resch (3)	NY Islanders	2-0	3-31-79	New York	32
1979-80 (2)	32.	Jim Rutherford (2)	Detroit	4-0	10-25-79	Detroit	26
	33.	Tony Esposito (2)	Chicago	0-0	10-31-79	Chicago	21
1980-81 (0)		None					
1981-82 (1)	34.	Rick Wamsley	Montreal	9-0	10-10-81	Montreal	22
1982-83 (4)	35.	Murray Bannerman	Chicago	4-0	10-20-82	Chicago	37
	36.	Pete Peeters	Boston	4-0	1-20-83	Boston	20
	37.	Dan Bouchard (2)	Quebec	0-0	2-5-83	Quebec	22
	38.	Brian Hayward	Winnipeg	6-0	3-9-83	Winnipeg	24
1983-84 (2)	39.	Billy Smith	NY Islanders	4-0	11-5-83	New York	25
	40.	Andy Moog	Edmonton	7-0	11-18-83	Edmonton	29
1984-85 (0)		None					

1985-1997

SEASON	NO.	GOALTENDER	OPPONENT	SCORE	DATE	PLACE	SAVES
1985-86 (2)	41.	Pat Riggin	Boston	4-0	1-4-86	Boston	24
	42.	Bob Froese	Philadelphia	4-0	2-12-86	Buffalo	28
1986-87 (4)	43.	Patrick Roy	Montreal	0-0	10-15-86	Buffalo	23
	44.	Mike Liut	Hartford	3-0	11-26-86	Hartford	27
	45.	Clint Malarchuk	Quebec	7-0	12-13-86	Quebec	28
	46.	Don Beaupre	Minnesota	5-0	1-20-87	Minnesota	27
1987-88 (4)	47.	Grant Fuhr	Edmonton	5-0	11-7-87	Edmonton	26
	48.	Rejean Lemelin	Boston	9-0	12-22-87	Boston	33
	49.	Rejean Lemelin (2)	Boston	2-0	12-31-87	Buffalo	17
	50.	Greg Stefan	Detroit	4-0	3-1-88	Detroit	19
1988-89 (3)	51.	Rick Wamsley (2)	Calgary	9-0	11-5-88	Calgary	21
	52.	Peter Sidorkiewicz	Hartford	9-0	12-6-88	Hartford	31
	53.	Jon Casey	Minnesota	3-0	3-18-89	Minnesota	27
1989-90 (4)	54.	Grant Fuhr (2)	Edmonton	3-0	11-17-89	Edmonton	30
	55.	Mark Fitzpatrick	NY Islanders	3-0	12-5-89	New York	32
	56.	Patrick Roy (2)	Montreal	1-0	2-3-90	Montreal	30
	57.	Glenn Healy	NY Islanders	1-0	2-4-90	Buffalo	39
1990-91 (2)	58.	John Vanbiesbrouck	NY Rangers	5-0	11-26-90	New York	27
	59.	Jeff Reese	Toronto	3-0	2-17-91	Buffalo	28
1991-92 (3)	60.	Patrick Roy (3)	Montreal	5-0	11-2-91	Montreal	15
	61.	Craig Billington	New Jersey	3-0	12-28-91	New Jersey	26
	62.	Darcy Wakaluk	Minnesota	2-0	2-7-92	Buffalo	39
1992-93 (3)	63.	Patrick Roy (4)	Montreal	3-0	11-30-92	Montreal	23
	64.	Andy Moog (2)	Boston	2-0	3-24-93	Buffalo	21
	65.	Andy Moog (3)	Boston	3-0	4-4-93	Buffalo	31
1993-94 (4)	66.	Chris Terreri	New Jersey	4-0	11-17-93	New Jersey	30
	67.	Mike Richter	NY Rangers	2-0	12-13-93	New York	28
	68.	Tommy Soderstrom	Philadelphia	2-0	12-27-93	Buffalo	30
	69.	Daren Puppa	Tampa Bay	4-0	1-24-94	Tampa Bay	23
1994-95 (0)		None					
1995-96 (5)	70.	Darcy Wakaluk (2)	Dallas	3-0	10-24-95	Dallas	27
	71.	Tom Barrasso	Pittsburgh	1-0	1-17-96	Buffalo	31
	72.	Jim Carey	Washington	1-0	1-26-96	Washington	20
	73.	Kirk McLean	Vancouver	3-0	3-3-96	Buffalo	32
	74.	Eric Fichaud	NY Islanders	3-0	4-6-96	New York	20
1996-97 (10)	75.	Rick Tabaracci	Calgary	3-0	10-6-96	Calgary	19
	76.	Corey Schwab	Tampa Bay	4-0	10-15-96	Buffalo	22
	77.	Andy Moog (4)	Dallas	2-0	10-30-96	Dallas	24
	78.	Patrick Roy (5)	Colorado	0-0	11-2-96	Colorado	20
	79.	Ken Wregget	Pittsburgh	3-0	11-12-96	Pittsburgh	25
	80.	Mike Richter (2)	NY Rangers	3-0	12-13-96	Buffalo	30
	81.	Martin Brodeur	New Jersey	0-0	12-23-96	New Jersey	37
	82.	Patrick Lalime	Pittsburgh	2-0	12-28-96	Pittsburgh	21
	83.	Ron Tugnutt	Ottawa	2-0	4-2-97	Buffalo	15
	84.	Ron Tugnutt (2)	Ottawa	1-0	4-12-97	Ottawa	17

1997-2007

SEASON	NO.	GOALTENDER	OPPONENT	SCORE	DATE	PLACE	SAVES
1997-98 (4)	85.	Ron Tugnutt (3)	Ottawa	3-0	12-6-97	Ottawa	25
	86.	Tommy Salo	NY Islanders	4-0	12-17-97	New York	28
	87.	Ron Hextall	Philadelphia	3-0	1-20-98	Philadelphia	29
	88.	Damian Rhodes	Ottawa	1-0	4-5-98	Buffalo	22
1998-99 (3)	89.	Olaf Kolzig	Washington	1-0	10-23-98	Buffalo	30
	90.	Mike Richter (3)	NY Rangers	0-0	10-27-98	New York	24
	91.	Nikolai Khabibulin	Phoenix	1-0	1-11-99	Phoenix	23
1999-00 (7)	92.	Chris Osgood	Detroit	2-0	10-2-99	Detroit	22
	93.	Ron Tugnutt (4)	Ottawa	4-0	10-23-99	Ottawa	19
	94.	John Grahame	Boston	3-0	10-30-99	Boston	26
	95.	Jamie McLennan	St. Louis	2-0	11-26-99	Buffalo	19
	96.	Ron Tugnutt (5)	Ottawa	0-0	12-8-99	Buffalo	30
	97.	Byron Dafoe	Boston	0-0	1-13-00	Boston	23
	98.	Byron Dafoe (2)	Boston	1-0	1-29-00	Boston	25
	2000-01 (6)	99.	Felix Potvin	Vancouver	4-0	10-14-00	Vancouver
100.		Roman Cechmanek	Philadelphia	3-0	11-4-00	Philadelphia	18
101.		Curtis Joseph	Toronto	2-0	1-20-01	Toronto	28
102.		Roman Cechmanek (2)	Philadelphia	2-0	3-1-01	Philadelphia	26
103.		Tommy Salo (2)	Edmonton	4-0	3-9-01	Buffalo	28
104.		Arturs Irbe	Carolina	1-0	3-21-01	Carolina	26
2001-02 (6)	105.	Patrick Lalime	Ottawa	3-0	11-3-01	Ottawa	28
	106.	Trevor Kidd	Florida	2-0	11-16-01	Buffalo	31
	107.	Johan Hedberg	Pittsburgh	2-0	1-10-02	Buffalo	36
	108.	Jussi Markkanen	Edmonton	3-0	3-4-02	Buffalo	25
	109.	Chris Osgood (2)	NY Islanders	3-0	3-12-02	Buffalo	28
	110.	Corey Schwab (2)	Toronto	2-0	3-23-02	Toronto	20
2002-03 (9)	111.	Jocelyn Thibault	Chicago	3-0	10-13-02	Chicago	26
	112.	Roman Turek	Calgary	3-0	10-31-02	Calgary	30
	113.	Kevin Weekes	Carolina	2-0	11-7-02	Carolina	26
	114.	Robert Esche	Philadelphia	2-0	12-14-02	Philadelphia	15
	115.	Roberto Luongo	Florida	2-0	12-20-02	Buffalo	30
	116.	Chris Osgood (3)	NY Islanders	1-0	12-31-02	Buffalo	38
	117.	Sebastian Caron	Pittsburgh	0-0	1-21-03	Buffalo	34
	118.	Mike Dunham	NY Rangers	3-0	3-19-03	New York	27
	119.	Marty Turco	Dallas	3-0	3-31-03	Dallas	18
2003-04 (5)	120.	Jeff Hackett	Philadelphia	2-0	10-9-03	Philadelphia	17
	121.	Rick DiPietro	NY Islanders	6-0	10-11-03	Buffalo	13
	122.	Jose Theodore	Montreal	3-0	11-8-03	Montreal	16
	123.	Felix Potvin (2)	Boston	1-0	1-15-04	Buffalo	27
	124.	Ed Belfour	Toronto	2-0	4-2-04	Buffalo	17
2005-06 (4)	125.	Dominik Hasek	Ottawa	5-0	10-8-05	Ottawa	35
	126.	Evgeni Nabokov/ Nolan Schaefer#	San Jose	5-0	12-2-05	Buffalo	20 7
	127.	Kari Lehtonen	Atlanta	5-0	3-20-06	Atlanta	23
	128.	Jean-Sebastien Aubin	Toronto	7-0	4-1-06	Toronto	24
2006-07 (0)		None					

2007-2015

SEASON	NO.	GOALTENDER	OPPONENT	SCORE	DATE	PLACE	SAVES
2007-08 (4)	129.	Pascal Leclaire	Columbus	3-0	10-19-07	Buffalo	21
	130.	Cristobal Huet	Montreal	2-0	11-5-07	Montreal	29
	131.	Andrew Raycroft	Toronto	3-0	11-9-07	Buffalo	30
	132.	Ty Conklin	Pittsburgh	2-0	12-29-07	Pittsburgh	26
2008-09 (4)	133.	Martin Biron	Philadelphia	3-0	11-21-08	Buffalo	40
	134.	Pekka Rinne	Nashville	2-0	12-1-08	Buffalo	30
	135.	Cam Ward	Carolina	3-0	2-15-09	Buffalo	36
	136.	Yann Danis	NY Islanders	2-0	2-28-09	New York	31
2009-10 (6)	137.	Martin Biron (2)	NY Islanders	5-0	10-31-09	New York	38
	138.	Jose Theodore (2)	Washington	2-0	11-25-09	Washington	25
	139.	Martin Brodeur (2)	New Jersey	3-0	12-7-09	Buffalo	37
	140.	Brian Elliott	Ottawa	2-0	12-16-09	Ottawa	22
	141.	Steve Mason	Columbus	4-0	2-6-10	Columbus	28
	142.	Jaroslav Halak	Montreal	3-0	4-3-10	Montreal	29
2010-11 (6)	143.	Martin Brodeur (3)	New Jersey	1-0	10-13-10	Buffalo	24
	144.	Andrew Raycroft (2)	Dallas	4-0	10-30-10	Dallas	34
	145.	Marc-Andre Fleury	Pittsburgh	1-0	11-24-10	Buffalo	30
	146.	Brian Elliott (2)	Ottawa	0-1*	12-4-10	Ottawa	31
	147.	Ty Conklin (2)	St. Louis	3-0	2-18-11	Buffalo	25
	148.	Cam Ward (2)	Carolina	1-0	3-15-11	Buffalo	40
2011-12 (4)	149.	Mathieu Garon	Tampa Bay	3-0	10-22-11	Tampa Bay	21
	150.	Jonas Gustavsson	Toronto	2-0	1-10-12	Toronto	32
	151.	Jimmy Howard	Detroit	5-0	1-16-12	Detroit	27
	152.	Henrik Lundqvist	NY Rangers	1-0**	2-1-12	Buffalo	34
2012-13 (3)	153.	Craig Anderson	Ottawa	2-0	2-12-13	Ottawa	42
	154.	Evgeni Nabokov#	NY Islanders	4-0	2-23-13	Buffalo	35
	155.	Anton Khudobin	Boston	2-0	3-31-13	Buffalo	26
2013-14 (10)	156.	Craig Anderson (2)	Ottawa	1-0	10-4-13	Buffalo	35
	157.	Roberto Luongo (2)	Vancouver	3-0	10-17-13	Buffalo	25
	158.	Henrik Lundqvist (2)	NY Rangers	2-0	10-31-13	New York	29
	159.	Jonathan Quick	Los Angeles	2-0	11-7-13	Los Angeles	19
	160.	Cory Schneider	New Jersey	1-0	11-30-13	New Jersey	15
	161.	Al Montoya	Winnipeg	3-0	12-31-13	Winnipeg	27
	162.	Marc-Andre Fleury (2)	Pittsburgh	3-0	1-27-14	Pittsburgh	24
	163.	Roberto Luongo (3)	Florida	2-0	3-7-14	Florida	25
	164.	Dustin Tokarski	Montreal	2-0	3-16-14	Buffalo	29
	165.	Carey Price	Montreal	2-0	3-25-14	Montreal	24
2014-15 (14)	166.	Roberto Luongo (4)	Florida	1-0	10-17-14	Buffalo	26
	167.	Niklas Svedberg	Boston	4-0	10-18-14	Buffalo	32
	168.	Jonathan Quick (2)	Los Angeles	2-0	10-23-14	Los Angeles	29
	169.	Jonathan Bernier	Toronto	4-0	10-28-14	Toronto	10
	170.	Marc-Andre Fleury (3)	Pittsburgh	5-0	11-1-14	Pittsburgh	18
	171.	Ben Bishop	Tampa Bay	5-0	12-4-14	Tampa Bay	13
	172.	Roberto Luongo (5)	Florida	2-0	1-2-15	Buffalo	30
	173.	Devan Dubnyk	Minnesota	7-0	1-15-15	Buffalo	18
	174.	Jake Allen	St. Louis	3-0	2-5-15	Buffalo	23
	175.	Andrei Vasilevskiy	Tampa Bay	3-0	3-3-15	Tampa Bay	28
176.	MacKenzie Skapski	NY Rangers	2-0	3-14-15	Buffalo	20	

2015-2017

SEASON	NO.	GOALTENDER	OPPONENT	SCORE	DATE	PLACE	SAVES
2014-15 (14)	177.	Pekka Rinne (2)	Nashville	3-0	3-21-15	Nashville	24
	178.	Jaroslav Halak (2)	NY Islanders	3-0	4-4-15	New York	21
	179.	Marc-Andre Fleury (4)	Pittsburgh	2-0	4-11-15	Buffalo	28
2015-16 (6)	180.	Antti Niemi	Dallas	3-0	11-21-15	Dallas	22
	181.	Cory Schneider (2)	New Jersey	2-0	12-15-15	Buffalo	25
	182.	Braden Holtby	Washington	2-0	12-28-15	Buffalo	31
	183.	Petr Mrazek	Detroit	3-0	1-22-16	Buffalo	19
	184.	Frederik Andersen	Anaheim	1-0	2-24-16	Anaheim	26
	185.	Jhonas Enroth	Los Angeles	2-0	2-27-16	Los Angeles	23
2016-17 (4)	186.	Devan Dubnyk (2)	Minnesota	4-0	10-27-16	Buffalo	38
	187.	Tuukka Rask	Boston	4-0	11-7-16	Boston	32
	188.	Jonathan Quick (3)	Los Angeles	2-0	3-16-17	Los Angeles	26
	189.	James Reimer	Florida	3-0	4-8-17	Florida	30

OPPONENT SHUTOUT LEADERS

Roberto Luongo (5), Patrick Roy (5), Ron Tugnutt (5), Marc-Andre Fleury (4), Andy Moog (4), Martin Brodeur (3), Ed Giacomin (3), Chris Osgood (3), Jonathan Quick (3), Glenn Resch (3), Mike Richter (3)

NOTE: Figure in parentheses for goaltender indicates cumulative total against the Sabres.

* Buffalo won 1-0 in a shootout. Buffalo's Ryan Miller was credited with the shutout win.

** New York won 1-0 in a shootout. Buffalo's Ryan Miller was also credited with a shutout.

Evgeni Nabokov earned his first official shutout against the Sabres on Feb. 23, 2013 after sharing a shutout with Nolan Schaefer on Dec. 2, 2005 in Buffalo.

REGULAR SEASON

DATE	OPPONENT	GOAL SCORER	WINNING GOALIE	ALL-TIME RECORD
12-6-70	vs. Minnesota	Ron Anderson	Roger Crozier (BUF)	1-0
1-20-72	vs. Vancouver	Don Luce	Roger Crozier (BUF)	2-0
11-12-72	vs. Pittsburgh	Steve Atkinson	Roger Crozier (BUF)	3-0
1-13-74	vs. St. Louis	Gilbert Perreault	Dave Dryden (BUF)	4-0
10-19-78	vs. Toronto	Craig Ramsay	Don Edwards (BUF)	5-0
3-27-86	at Philadelphia	Gilbert Perreault	Jacques Cloutier (BUF)	6-0
2-3-90	at Montreal	Stephane Richer	Patrick Roy (MTL)	6-1
2-4-90	vs. NY Islanders	Derek King	Glenn Healy (NYI)	6-2
4-8-94	vs. Montreal	Donald Audette	Dominik Hasek (BUF)	7-2
2-2-95	at Washington	Dale Hawerchuk	Dominik Hasek (BUF)	8-2
1-17-96	vs. Pittsburgh	Jaromir Jagr	Tom Barrasso (PIT)	8-3
1-26-96	at Washington	Joe Juneau	Jim Carey (WSH)	8-4
4-12-97	at Ottawa	Steve Duchesne	Ron Tugnutt (OTT)	8-5
12-19-97	vs. Montreal	Donald Audette	Dominik Hasek (BUF)	9-5
3-2-98	at NY Rangers	Alexei Zhitnik	Dominik Hasek (BUF)	10-5
3-27-98	at Edmonton	Miroslav Satan	Dominik Hasek (BUF)	11-5
4-5-98	vs. Ottawa	Daniel Alfredsson	Damian Rhodes (OTT)	11-6
10-23-98	vs. Washington	Jaroslav Svejkovsky	Olaf Kolzig (WSH)	11-7
1-11-99	at Phoenix	Dallas Drake	Nikolai Khabibulin (PHX)	11-8
1-28-00	vs. Ottawa	James Patrick	Martin Biron (BUF)	12-8
1-29-00	at Boston	P.J. Axelsson	Byron Dafoe (BOS)	12-9
1-19-01	vs. Florida	Denis Hamel	Dominik Hasek (BUF)	13-9
2-22-01	at New Jersey	Dave Andreychuk	Dominik Hasek (BUF)	14-9
3-21-01	at Carolina	David Tanabe	Arturs Irbe (CAR)	14-10
12-31-02*	vs. NY Islanders	Jason Blake	Chris Osgood (NYI)	14-11
1-14-03	at Minnesota	Denis Hamel	Ryan Miller (BUF)	15-11
1-18-03	at Phoenix	Curtis Brown	Martin Biron (BUF)	16-11
1-15-04	vs. Boston	Sergei Samsonov	Felix Potvin (BOS)	16-12
1-30-08	at Florida	Thomas Vanek	Ryan Miller (BUF)	17-12
2-13-08	vs. Toronto	Paul Gaustad	Ryan Miller (BUF)	18-12
10-10-09	at Nashville	Mike Grier	Ryan Miller (BUF)	19-12
1-3-10	at Montreal	Tim Connolly	Ryan Miller (BUF)	20-12
10-13-10	vs. New Jersey	Ilya Kovalchuk	Martin Brodeur (NJD)	20-13
11-24-10	vs. Pittsburgh	Pascal Dupuis	Marc-Andre Fleury (PIT)	20-14
12-4-10**	at Ottawa	Thomas Vanek	Ryan Miller (BUF)	21-14
3-15-11	vs. Carolina	Brandon Sutter	Cam Ward (CAR)	21-15
3-30-11	vs. NY Rangers	Tim Connolly	Jhonas Enroth (BUF)	22-15
11-18-11	at Carolina	Jason Pominville	Jhonas Enroth (BUF)	23-15
2-1-12**	vs. NY Rangers	Ryan Callahan	Henrik Lundqvist (Nyr)	23-16
3-1-12	at San Jose	Drew Stafford	Ryan Miller (BUF)	24-16
4-13-13	vs. Philadelphia	Christian Ehrhoff	Jhonas Enroth (BUF)	25-16
10-4-13	vs. Ottawa	Erik Karlsson	Craig Anderson (OTT)	25-17
11-30-13	at New Jersey	Steve Bernier	Cory Schneider (NJD)	25-18
10-17-14	vs. Florida	Sean Bergenheim	Roberto Luongo (FLA)	25-19
12-9-14	vs. Los Angeles	Tyler Ennis	Jhonas Enroth (BUF)	26-19
2-24-16	at Anaheim	Sami Vatanen	Frederik Andersen (ANA)	26-20

PLAYOFFS

DATE	OPPONENT	GOAL SCORER	WINNING GOALIE	ALL-TIME RECORD
4-6-83	at Montreal	Brent Peterson	Bob Sauve (BUF)	1-0
4-27-94*	vs. New Jersey	Dave Hannan	Dominik Hasek (BUF)	2-0
4-23-97*	at Ottawa	Daniel Alfredsson	Ron Tugnutt (OTT)	2-1
4-14-11	at Philadelphia	Patrick Kaleta	Ryan Miller (BUF)	3-1
4-20-11	vs. Philadelphia	Jason Pominville	Ryan Miller (BUF)	4-1

SABRES ALL-TIME PENALTY SHOTS

REGULAR SEASON

GAME	MATCHUP	RESULT
Nov. 5, 1970 vs. Vancouver	Paul Andrea vs. Dunc Wilson	unsuccessful
Dec. 20, 1973 vs. Montreal.....	John Gould vs. Michel Plasse	unsuccessful
Jan. 31, 1974 at Philadelphia.....	Rick Martin vs. Bernie Parent.....	goal
Jan. 25, 1975 at Montreal.....	Rick Martin vs. Michel Larocque	unsuccessful
Feb. 2, 1975 vs. Kansas City.....	Don Luce vs. Denis Herron	unsuccessful
Oct. 19, 1975 vs. Washington.....	Don Luce vs. Ron Low.....	unsuccessful
Feb. 4, 1976 at Los Angeles	Gilbert Perreault vs. Rogie Vachon.....	unsuccessful
Feb. 22, 1976 vs. Montreal.....	Rene Robert vs. Ken Dryden	unsuccessful
April 1, 1978 at Toronto.....	Gilbert Perreault vs. Mike Palmateer.....	unsuccessful
Dec. 19, 1982 vs. Quebec.....	Brent Peterson vs. Dan Bouchard.....	unsuccessful
Nov. 25, 1983 vs. Chicago.....	Gilbert Perreault vs. Murray Bannerman.....	goal
Jan. 13, 1984 vs. Edmonton	Brent Peterson vs. Grant Fuhr.....	unsuccessful
Jan. 14, 1984 at Detroit.....	Brent Peterson vs. Greg Stefan.....	unsuccessful
Oct. 31, 1984 vs. Philadelphia.....	John Tucker vs. Pelle Lindbergh.....	goal
Dec. 26, 1984 vs. Toronto.....	John Tucker vs. Rick St. Croix	unsuccessful
Nov. 22, 1986 at Quebec.....	Dave Andreychuk vs. Clint Malarchuk	unsuccessful
Nov. 15, 1987 vs. Toronto.....	Christian Ruuttu vs. Ken Wregget.....	unsuccessful
Feb. 19, 1989 vs. Detroit	Mike Foligno vs. Glen Hanlon.....	unsuccessful
Oct. 17, 1990 vs. Montreal.....	Pierre Turgeon vs. Patrick Roy.....	goal
Oct. 12, 1991 at Quebec.....	Dave McLlwain vs. Ron Tugnutt	unsuccessful
Jan. 10, 1992 vs. Edmonton	Alexander Mogilny vs. Bill Ranford	unsuccessful
Feb. 7, 1992 vs. Minnesota.....	Dave Andreychuk vs. Darcy Wakaluk.....	unsuccessful
Nov. 11, 1992 vs. Boston.....	Brad May vs. Andy Moog.....	goal
Nov. 29, 1992 at Ottawa.....	Pat LaFontaine vs. Peter Sidorkiewicz.....	goal
Dec. 17, 1993 vs. Los Angeles.....	Alexander Mogilny vs. Robb Stauber.....	unsuccessful
Jan. 11, 1994 at Chicago.....	Randy Wood vs. Jeff Hackett.....	goal
Feb. 10, 1994 at Boston	Wayne Presley vs. Vincent Riendeau	unsuccessful
Oct. 22, 1995 vs. St. Louis	Dave Hannan vs. Grant Fuhr.....	unsuccessful
Feb. 3, 1996 at Boston	Randy Burridge vs. Bill Ranford.....	unsuccessful
Nov. 21, 1996 vs. Toronto.....	Donald Audette vs. Felix Potvin	unsuccessful
April 11, 1998 at Ottawa.....	Dixon Ward vs. Damian Rhodes.....	goal
Oct. 9, 1999 at Atlanta.....	Miroslav Satan vs. Damien Rhodes.....	goal
Dec. 28, 1999 vs. Detroit.....	Miroslav Satan vs. Ken Wregget.....	unsuccessful
March 4, 2000 at NY Islanders.....	Miroslav Satan vs. Kevin Weekes.....	unsuccessful
Nov. 3, 2001 at Ottawa.....	Miroslav Satan vs. Patrick Lalime.....	unsuccessful
Nov. 19, 2001 at Atlanta.....	Tim Connolly vs. Milan Hnilecka.....	goal
Feb. 15, 2003 vs. NY Rangers.....	Miroslav Satan vs. Mike Dunham.....	goal
Dec. 8, 2005 vs. Anaheim.....	Thomas Vanek vs. J-S Giguere.....	goal
March 12, 2006 vs. Boston.....	Maxim Afinogenov vs. Andrew Raycroft.....	goal
April 15, 2006 at Montreal	J-P Dumont vs. David Aebischer.....	unsuccessful

SABRES ALL-TIME PENALTY SHOTS

REGULAR SEASON

GAME	MATCHUP	RESULT
April 28, 2006 at Philadelphia*	Derek Roy vs. Robert Esche	unsuccessful
Nov. 10, 2006 vs. Florida	Thomas Vanek vs. Alexander Auld	unsuccessful
Dec. 28, 2006 vs. Carolina	Ales Kotalik vs. John Grahame	goal
Jan. 26, 2007 at Columbus	Daniel Paille vs. Fredrik Norrena	unsuccessful
Feb. 24, 2007 at Ottawa	Thomas Vanek vs. Ray Emery	unsuccessful
Dec. 1, 2007 vs. Carolina	Drew Stafford vs. John Grahame	unsuccessful
April 9, 2009 at Carolina	Derek Roy vs. Michael Leighton	goal
Oct. 16, 2009 vs. NY Islanders	Clarke MacArthur vs. Dwayne Roloson	goal
Dec. 29, 2009 vs. Pittsburgh	Drew Stafford vs. Marc-Andre Fleury	goal
April 10, 2010 at Ottawa	Thomas Vanek vs. Pascal Leclaire	goal
Jan. 14, 2012 at NY Islanders	Thomas Vanek vs. Evgeni Nabokov	unsuccessful
Feb. 19, 2012 vs. Pittsburgh	Patrick Kaleta vs. Marc-Andre Fleury	unsuccessful
Nov. 24, 2013 vs. Detroit	Steve Ott vs. Jonas Gustavsson	unsuccessful
Jan. 15, 2014 at Toronto	Zemgus Girgensons vs. James Reimer	unsuccessful
March 13, 2014 at Carolina	Tyler Ennis vs. Cam Ward	goal
Jan. 18, 2016 at Arizona	Evander Kane vs. Louis Domingue	unsuccessful
Feb. 12, 2016 vs. Montreal	Marcus Foligno vs. Mike Condon	goal

Shots For: 56 **Goals: 20** **Unsuccessful: 36**

SABRES ALL-TIME PENALTY SHOTS

PLAYOFFS

GAME	MATCHUP	RESULT
April 9, 1988 vs. Boston	John Tucker vs. Andy Moog	goal
April 28, 2006 at Philadelphia	Derek Roy vs. Robert Esche	unsuccessful

Shots For: 2 **Goals: 1** **Unsuccessful: 1**

OPPONENT ALL-TIME PENALTY SHOTS

REGULAR SEASON

GAME	MATCHUP	RESULT
Oct. 20, 1971 at Toronto.....	Paul Henderson vs. Roger Crozier	unsuccessful
Nov. 12, 1972 vs. Pittsburgh.....	Lowell McDonald vs. Roger Crozier	unsuccessful
March 9, 1973 at Vancouver	Andre Boudrias vs. Roger Crozier	goal
Nov. 13, 1974 at Montreal	Steve Shutt vs. Gary Bromley.....	unsuccessful
Dec. 5, 1974 vs. Washington	Tommy Williams vs. Gary Bromley.....	unsuccessful
Jan. 23, 1975 vs. Detroit	Pierre Jarry vs. Roger Crozier	unsuccessful
Feb. 22, 1981 vs. Montreal.....	Steve Shutt vs. Don Edwards	unsuccessful
Dec. 17, 1981 at Philadelphia	Behn Wilson vs. Don Edwards.....	goal
March 29, 1983 at Hartford	Blaine Stoughton vs. Bob Sauve.....	goal
March 9, 1984 vs. Los Angeles	Marcel Dionne vs. Tom Barrasso	goal
Jan. 5, 1985 at NY Islanders	Bryan Trottier vs. Tom Barrasso	unsuccessful
Jan. 24, 1991 at Chicago	Dave Manson vs. Darcy Wakaluk	unsuccessful
Jan. 29, 1992 at Detroit.....	Steve Yzerman vs. Daren Puppia	goal
March 3, 1992 at Quebec.....	Mats Sundin vs. Tom Draper	goal
March 8, 1992 vs. NY Islanders	Marty McInnis vs. Tom Draper	unsuccessful
March 17, 1992 at Minnesota.....	Ulf Dahlen vs. Daren Puppia.....	unsuccessful
March 10, 1993 at Quebec.....	Alexei Gusarov vs. Grant Fuhr.....	goal
March 8, 1995 at Montreal.....	Mark Recchi vs. Dominik Hasek.....	unsuccessful
March 23, 1996 at Pittsburgh	Mario Lemieux vs. Dominik Hasek.....	unsuccessful
Feb. 27, 1997 at New Jersey.....	John MacLean vs. Dominik Hasek	goal
March 8, 1997 at Montreal.....	Vincent Damphousse vs. Dominik Hasek	unsuccessful
April 10, 1997 at Boston	Jason Allison vs. Dominik Hasek	unsuccessful
Oct. 7, 1997 vs. Dallas.....	Jere Lehtinen vs. Dominik Hasek	goal
Jan. 6, 2000 vs. New Jersey	Petr Sykora vs. Dwayne Roloson	goal
Jan. 8, 2000 at Ottawa	Daniel Alfredsson vs. Martin Biron.....	unsuccessful
March 4, 2000 at NY Islanders.....	Olli Jokinen vs. Dominik Hasek	goal
Nov. 3, 2002 vs. Montreal	Dainius Zubrus vs. Dominik Hasek.....	unsuccessful
Feb. 1, 2001 at Tampa Bay.....	Mike Johnson vs. Martin Biron.....	unsuccessful
Dec. 13, 2002 vs. Chicago	Alexei Zhamnov vs. Martin Biron.....	goal
Nov. 5, 2003 vs. Atlanta	Patrik Stefan vs. Martin Biron	goal
Nov. 9, 2005 vs. Carolina.....	Erik Cole vs. Martin Biron	unsuccessful
Nov. 9, 2005 vs. Carolina.....	Erik Cole vs. Martin Biron.....	goal
Dec. 5, 2005 at Colorado	Marek Svatos vs. Martin Biron.....	goal
March 25, 2006 at Boston	Travis Green vs. Ryan Miller	unsuccessful
Oct. 17, 2006 vs. Philadelphia.....	Mike Richards vs. Ryan Miller	unsuccessful
Dec. 16, 2006 vs. Ottawa.....	Jason Spezza vs. Ryan Miller.....	unsuccessful
March 9, 2007 vs. Minnesota.....	Marian Gaborik vs. Ryan Miller.....	unsuccessful
Oct. 19, 2007 vs. Columbus.....	Rick Nash vs. Ryan Miller	unsuccessful
Dec. 28, 2007 at New Jersey.....	Arron Asham vs. Ryan Miller.....	unsuccessful
Feb. 27, 2008 vs. Nashville	Scott Nichol vs. Ryan Miller.....	unsuccessful
Jan. 1, 2009 at Toronto	Niklas Hagman vs. Ryan Miller	unsuccessful

OPPONENT ALL-TIME PENALTY SHOTS

REGULAR SEASON

GAME	MATCHUP	RESULT
Jan. 19, 2009 at Florida	David Booth vs. Ryan Miller	goal
March 20, 2009 vs. Philadelphia	Mike Richards vs. Patrick Lalime	unsuccessful
March 21, 2009 at NY Rangers	Lauri Korpikoski vs. Patrick Lalime	unsuccessful
Oct. 13, 2009 vs. Detroit	Valteri Filppula vs. Ryan Miller	unsuccessful
Oct. 31, 2009 at NY Islanders	Doug Weight vs. Patrick Lalime	unsuccessful
March 29, 2010 at Boston	Marco Sturm vs. Ryan Miller	unsuccessful
Dec. 18, 2010 at Tampa Bay	Vincent Lecavalier vs. Ryan Miller	unsuccessful
March 19, 2011 vs. Atlanta	Evander Kane vs. Ryan Miller	unsuccessful
Nov. 26, 2011 vs. Washington	Jason Chimera vs. Jhonas Enroth	goal
Dec. 16, 2011 vs. Toronto	Nikolai Kulemin vs. Ryan Miller	goal
Feb. 9, 2013 at NY Islanders	John Tavares vs. Ryan Miller	unsuccessful
April 22, 2013 vs. Winnipeg	Evander Kane vs. Jhonas Enroth	unsuccessful
Oct. 2, 2013 at Detroit	Cory Emmerton vs. Ryan Miller	unsuccessful
Oct. 5, 2013 at Pittsburgh	Chris Kunitz vs. Jhonas Enroth	goal
March 7, 2013 at Florida	Sean Bergenheim vs. Michal Neuvirth	unsuccessful
Oct. 13, 2014 vs. Anaheim	Ryan Kesler vs. Michal Neuvirth	goal
Feb. 17, 2015 at New Jersey	Adam Henrique vs. Michal Neuvirth	unsuccessful
March 7, 2015 at Washington	Alex Ovechkin vs. Anders Lindback	unsuccessful
Dec. 14, 2015 at Detroit	Tomas Jurco vs. Chad Johnson	unsuccessful
Feb. 6, 2016 at Boston	Brad Marchand vs. Robin Lehner	goal
Oct. 29, 2016 vs. Florida	Vincent Trocheck vs. Anders Nilsson	unsuccessful
Nov. 11, 2016 vs. New Jersey	Andy Greene vs. Anders Nilsson	goal
March 27, 2017 vs. Florida	Reilly Smith vs. Robin Lehner	unsuccessful

Shots Against: 64 **Goals Against: 22** **Unsuccessful: 42**

OPPONENT ALL-TIME PENALTY SHOTS

PLAYOFFS

GAME	MATCHUP	RESULT
May 11, 1997 vs. Philadelphia	Eric Lindros vs. Steve Shields	goal
May 29, 1999 at Toronto	Mats Sundin vs. Dominik Hasek	goal
April 16, 2000 vs. Philadelphia	Eric Desjardins vs. Dominik Hasek	unsuccessful
April 11, 2001 at Philadelphia	Mark Recchi vs. Dominik Hasek	unsuccessful
May 2, 2001 at Pittsburgh	Martin Straka vs. Dominik Hasek	unsuccessful

Shots For: 5 **Goals: 2** **Unsuccessful: 3**

1970 TO 2017

GOALS, ASSISTS & POINTS

YEAR	GOALS	ASSISTS	POINTS
1970-71	Perreault (38)	Goyette (46)	Perreault (72)
1971-72	Martin (44)	Perreault (48)	Martin & Perreault (74)
1972-73	Robert (40)	Perreault (60)	Perreault (88)
1973-74	Martin (52)	Robert (44)	Martin (86)
1974-75	Martin (52)	Robert (60)	Robert (100)
1975-76	Gare (50)	Perreault (69)	Perreault (113)
1976-77	Perreault (39)	Perreault (56)	Perreault (95)
1977-78	Perreault (41)	Perreault & Robert (48)	Perreault (89)
1978-79	Martin (32)	Perreault (58)	Perreault (85)
1979-80	Gare (56)	Perreault (66)	Perreault (106)
1980-81	Gare (46)	Van Boxmeer (51)	Gare (85)
1981-82	Perreault (31)	Van Boxmeer (54)	Perreault (73)
1982-83	McKegney (36)	Housley (47)	Perreault (76)
1983-84	Andreychuk (38)	Perreault (59)	Perreault (90)
1984-85	Andreychuk (31)	Perreault & Housley (53)	Perreault (83)
1985-86	Foligno (41)	Andreychuk (51)	Andreychuk (87)
1986-87	Foligno (30)	Andreychuk (48)	Andreychuk (73)
1987-88	Sheppard (38)	Andreychuk (48)	Andreychuk (78)
1988-89	Turgeon (34)	Turgeon (54)	Turgeon (88)
1989-90	Andreychuk & Turgeon (40)	Turgeon (66)	Turgeon (106)
1990-91	Andreychuk (36)	Hawerchuk (58)	Hawerchuk (89)
1991-92	LaFontaine (46)	Hawerchuk (75)	Hawerchuk (98)
1992-93	Mogilny (76)	LaFontaine (95)	LaFontaine (148)
1993-94	Hawerchuk (35)	Hawerchuk (51)	Hawerchuk (86)
1994-95	Audette (24)	Mogilny (28)	Mogilny (47)
1995-96	LaFontaine (40)	LaFontaine (51)	LaFontaine (91)
1996-97	Audette (28)	Galley (34)	Plante (53)
1997-98	Audette (24)	Zhitnik (30)	Satan (46)
1998-99	Satan (40)	Woolley (33)	Satan (66)
1999-00	Satan (33)	Gilmour (48)	Gilmour (73)
2000-01	Audette (34)	Audette (45)	Audette (79)
2001-02	Satan (37)	Satan (36)	Satan (73)
2002-03	Satan (26)	Satan (49)	Satan (75)
2003-04	Satan (29)	Briere & Hecht (37)	Briere (65)
2005-06	Drury (30)	Afinogenov (51)	Afinogenov (73)
2006-07	Vanek (43)	Briere (63)	Briere (95)
2007-08	Vanek (36)	Pominville (53)	Roy (81)
2008-09	Vanek (40)	Pominville (46)	Roy (70)
2009-10	Vanek (28)	Connolly (48)	Roy (69)
2010-11	Vanek (32)	Vanek (41)	Vanek (73)
2011-12	Pominville (30)	Pominville (43)	Pominville (73)
2012-13	Vanek (20)	Vanek & Ennis (21)	Vanek (41)
2013-14	Ennis (21)	Ehrhoff (27)	Hodgson (44)
2014-15	Ennis (20)	Moulson (28)	Ennis (46)
2015-16	Eichel (24)	R. O'Reilly (39)	R. O'Reilly (60)
2016-17	Kane (28)	Ristolainen (39)	Eichel (57)

1970 TO 2017

PENALTY MINUTES, PLUS/MINUS, GOALS-AGAINST AVERAGE

YEAR	PENALTY MINUTES	PLUS/MINUS*	GOALS-AGAINST AVG**
1970-71	Pratt (179)	Atkinson (+1)	Crozier (3.68)
1971-72	Hamilton (105)	Ramsay (+5)	Crozier (3.51)
1972-73	Schoenfeld (178)	Robert (+16)	Dryden (2.65)
1973-74	Carriere (103)	Ramsay (+17)	Dryden (2.97)
1974-75	Korab & Schoenfeld (184)	Luce (+61)	Bromley (3.10)
1975-76	Gare (129)	Guevremont (+47)	Desjardins (2.95)
1976-77	Korab (120)	Hajt (+39)	Edwards (2.51)
1977-78	Korab (119)	Ramsay (+38)	Edwards (2.64)
1978-79	Korab (104)	Ramsay (+21)	Edwards (3.02)
1979-80	Playfair (145)	Schoenfeld (+60)	Sauve (2.36)
1980-81	Playfair (169)	Ramsay (+39)	Edwards (2.96)
1981-82	Playfair (258)	Lambert (+22)	Edwards (3.51)
1982-83	Playfair (180)	Ramsey (+20)	Sauve (3.45)
1983-84	Playfair (209)	Foligno (+32)	Barrasso (2.84)
1984-85	Playfair (157)	Hajt (+32)	Barrasso (2.66)
1985-86	Foligno (168)	Foligno (+25)	Barrasso (3.61)
1986-87	Dykstra (179)	Foligno (+13)	Barrasso (3.65)
1987-88	Foligno (220)	Johansson (+12)	Barrasso (3.31)
1988-89	Hartman (316)	Ruutu (+13)	Puppa (3.36)
1989-90	Hartman (211)	Ramsey (+21)	Puppa (2.89)
1990-91	Ray (350)	Krupp, Mogilny, Ramsey & Turgeon (+14)	Malarchuk (3.35)
1991-92	Ray (354)	LaFontaine (+10)	Draper (3.21)
1992-93	May (242)	Bodger (+14)	Hasek (3.15)
1993-94	Ray (274)	Muni (+28)	Hasek (1.95)
1994-95	Ray (173)	Khmylev (+8)	Hasek (2.11)
1995-96	Barnaby (335)	Wilson (+13)	Hasek (2.83)
1996-97	Ray (286)	Peca (+26)	Hasek (2.27)
1997-98	Barnaby (289)	Shannon (+26)	Hasek (2.09)
1998-99	Ray (261)	Shannon (+28)	Hasek (1.87)
1999-00	Ray (158)	Brown (+19)	Hasek (2.21)
2000-01	Ray (210)	Brown (+15)	Hasek (2.11)
2001-02	Ray (200)	McKee (+18)	Biron (2.22)
2002-03	Boulton (178)	Brown & Hecht (+4)	Biron (2.56)
2003-04	Peters (151)	Hecht (+17)	Biron (2.52)
2005-06	Peters (100)	Kalinin (+14)	Miller (2.60)
2006-07	Mair (128)	Vanek (+47)	Miller (2.73)
2007-08	Peters (100)	Pominville (+16)	Miller (2.64)
2008-09	Gaustad (108)	Connolly (+12)	Miller (2.53)
2009-10	Rivet (100)	Hecht (+14)	Miller (2.22)
2010-11	McCormick (142)	Montador (+16)	Miller (2.59)
2011-12	Kaleta (116)	Ennis (+11)	Miller (2.55)
2012-13	Ott (93)	Ehrhoff & Hecht (+6)	Miller (2.81)
2013-14	Scott (125)	Ellis & Girgensons (-6)	Miller (2.72)
2014-15	Deslauriers (71)	Flynn (-3)	Neuvirth (2.99)
2015-16	Kane (91)	McCabe (+6)	Johnson (2.36)
2016-17	Kane (113)	Carrier, Foligno, R. O'Reilly (-1)	Nilsson (2.67)

*Minimum 40 games played. ** Minimum 25 games played.

1970 TO 2006

YEARLY GOALTENDER WIN/LOSS RECORD

YEAR	GOALTENDER	W	L	T/OTL	YEAR	GOALTENDER	W	L	T/OTL
1970-71	Roger Crozier	9	20	7	1988-89	Tom Barrasso	2	7	0
	Joe Daley	12	16	8		Jacques Cloutier	15	14	0
	Dave Dryden	3	3	0		Darren Eliot	0	0	0
1971-72	Roger Crozier	13	34	14	Clint Malarchuk	3	1	1	
	Dave Dryden	3	9	5	Daren Puppa	17	10	6	
1972-73	Roger Crozier	23	13	7	Darcy Wakaluk	1	3	0	
	Dave Dryden	14	13	7	1989-90	Clint Malarchuk	14	11	2
	Rocky Farr	0	1	0	Daren Puppa	31	16	6	
1973-74	Gary Bromley	3	5	3	1990-91	David Littman	0	0	0
	Roger Crozier	4	5	0	Clint Malarchuk	12	14	10	
	Dave Dryden	23	20	8	Daren Puppa	15	11	6	
	Rocky Farr	2	4	1	Darcy Wakaluk	4	5	3	
1974-75	Gary Bromley	26	11	11	1991-92	Tom Draper	10	9	5
	Roger Crozier	17	2	1	David Littman	0	1	0	
	Gerry Desjardins	6	2	1	Clint Malarchuk	10	13	3	
	Rocky Farr	0	1	2	Daren Puppa	11	14	4	
1975-76	Gary Bromley	0	1	0	1992-93	Tom Draper	5	6	0
	Roger Crozier	8	2	5	Grant Fuhr	11	15	2	
	Gerry Desjardins	29	15	11	Dominik Hasek	11	10	4	
	Al Smith	9	3	2	Daren Puppa	11	5	4	
1976-77	Gerry Desjardins	31	12	6	1993-94	Grant Fuhr	13	12	3
	Don Edwards	16	7	2	Dominik Hasek	30	20	6	
	Bob Sauve	1	2	0	1994-95	Grant Fuhr	1	2	0
	Al Smith	0	3	0	Dominik Hasek	19	14	7	
1977-78	Gerry Desjardins	0	1	0	Robb Stauber	2	3	0	
	Don Edwards	38	16	17	1995-96	Martin Biron	0	2	0
	Bob Sauve	6	2	0	John Blue	2	2	0	
1978-79	Don Edwards	26	18	9	Dominik Hasek	22	30	6	
	Randy Ireland	0	0	0	Steve Shields	1	0	0	
	Bob Sauve	10	10	7	Andrei Trefilov	8	8	1	
	Don Edwards	27	9	12	1996-97	Dominik Hasek	37	20	10
1979-80	Bob Sauve	20	8	4	Steve Shields	3	8	2	
	Don Edwards	23	10	12	Andrei Trefilov	0	2	0	
1980-81	Bob Sauve	16	10	9	1997-98	Dominik Hasek	33	23	13
	Jacques Cloutier	5	1	0	Steve Shields	3	6	4	
1981-82	Don Edwards	26	23	9	1998-99	Martin Biron	1	2	1
	Paul Harrison	2	1	1	Dominik Hasek	30	18	14	
	Bob Sauve	6	1	5	Dwayne Roloson	6	8	2	
1982-83	Jacques Cloutier	10	7	6	1999-00	Martin Biron	19	18	2
	Phil Myre	3	2	0	Dominik Hasek	15	11	6	
	Bob Sauve	25	20	7	Dwayne Roloson	1	7	3	
1983-84	Tom Barrasso	26	12	3	2000-01	Martin Biron	7	7	1
	Bob Sauve	22	13	4	Dominik Hasek	37	24	4	
1984-85	Tom Barrasso	25	18	10	Mika Noronen	2	0	0	
	Jacques Cloutier	0	0	1	Peter Skudra	0	0	0	
	Bob Sauve	13	10	3	2001-02	Martin Biron	31	28	10
1985-86	Tom Barrasso	29	24	5	Bob Essensa	0	5	0	
	Jacques Cloutier	5	9	1	Mika Noronen	4	3	1	
	Daren Puppa	0	2	1	2002-03	Martin Biron	17	28	6
1986-87	Tom Barrasso	17	23	2	Ryan Miller	6	8	1	
	Jacques Cloutier	11	19	5	Mika Noronen	4	9	3	
	Daren Puppa	0	2	1	2003-04	Martin Biron	26	18	5
1987-88	Tom Barrasso	25	18	8	Ryan Miller	0	3	0	
	Jacques Cloutier	4	8	2	Mika Noronen	11	17	2	
	Daren Puppa	8	6	1	2005-06	Martin Biron	21	8	3

1970 TO 2006

YEARLY GOALTENDER WIN/LOSS RECORD

YEAR	GOALTENDER	W	L	T/OTL
2005-06	Ryan Miller	30	14	3
	Mika Noronen	1	2	0
2006-07	Martin Biron	12	4	1
	Ty Conklin	1	2	0
	Ryan Miller	40	16	6
2007-08	Ryan Miller	36	27	10
	Jocelyn Thibault	3	4	2
2008-09	Patrick Lalime	5	13	3
	Ryan Miller	34	18	6
2009-10	Mikael Tellqvist	2	1	0
	Jhonas Enroth	0	1	0
	Patrick Lalime	4	8	2
2010-11	Ryan Miller	41	18	8
	Jhonas Enroth	9	2	2
	Patrick Lalime	0	5	0
2011-12	Ryan Miller	34	22	8
	Jhonas Enroth	8	11	4
	Drew MacIntyre	0	0	0
Ryan Miller	31	21	7	

YEAR	GOALTENDER	W	L	T/OTL
2012-13	Jhonas Enroth	4	4	1
	Ryan Miller	17	17	5
2013-14	Jhonas Enroth	4	17	5
	Matt Hackett	1	6	1
	Connor Knapp	0	0	1
	Nathan Lieuwen	1	4	0
	Ryan Miller	15	22	3
2014-15	Michal Neuvirth	0	2	0
	Jhonas Enroth	13	21	2
	Matt Hackett	0	4	1
	Anders Lindback	4	8	2
	Andrey Makarov	0	1	0
2015-16	Michal Neuvirth	6	17	3
	Chad Johnson	22	16	4
	Jason Kasdorf	0	1	0
	Robin Lehner	5	9	5
	Linus Ullmark	8	10	2
2016-17	Robin Lehner	23	26	8
	Anders Nilsson	10	10	4
	Linus Ullmark	0	1	0

GAMES PLAYED

PLAYER	TOTAL
Gilbert Perreault	1,191
Craig Ramsay	1,070
Mike Ramsey	911
Rob Ray	889
Bill Hajt	854
Dave Andreychuk	837
Don Luce	766
Alexei Zhitnik	712
Rick Martin	681
Ric Seiling	664
Mike Foligno	664

GAME WINNING GOALS

PLAYER	TOTAL
Gilbert Perreault	81
Rick Martin	47
Mike Foligno	43
Thomas Vanek	41
Dave Andreychuk	38
Danny Gare	35
Miroslav Satan	33
Craig Ramsay	32
Rene Robert	32
Three Players Tied	30

PENALTY MINUTES

PLAYER	TOTAL
Rob Ray	3,189
Mike Foligno	1,450
Larry Playfair	1,392
Brad May	1,323
Matthew Barnaby	1,248
Lindy Ruff	1,126
Jim Schoenfeld	1,025
Mike Ramsey	924
Mike Hartman	890
Jerry Korab	870

GOALS

PLAYER	TOTAL
Gilbert Perreault	512
Rick Martin	382
Dave Andreychuk	368
Danny Gare	267
Thomas Vanek	254
Craig Ramsay	252
Mike Foligno	247
Miroslav Satan	224
Rene Robert	222
Don Luce	216

POWER-PLAY GOALS

PLAYER	TOTAL
Dave Andreychuk	161
Gilbert Perreault	128
Rick Martin	112
Thomas Vanek	106
Alexander Mogilny	78
Miroslav Satan	74
Danny Gare	66
Pat LaFontaine	66
Donald Audette	65
Mike Foligno	62

SHOTS

PLAYER	TOTAL
Gilbert Perreault	3,079
Rick Martin	2,519
Dave Andreychuk	2,342
Danny Gare	1,783
Don Luce	1,776
Rene Robert	1,754
Thomas Vanek	1,685
Craig Ramsay	1,614
Jason Pominville	1,606
Jochen Hecht	1,602

ASSISTS

PLAYER	TOTAL
Gilbert Perreault	814
Dave Andreychuk	436
Craig Ramsay	420
Phil Housley	380
Rene Robert	330
Rick Martin	313
Don Luce	310
Dale Hawerchuk	275
Jason Pominville	271
Derek Roy	266

SHORTHANDED GOALS

PLAYER	TOTAL
Craig Ramsay	27
Don Luce	25
Miroslav Satan	15
Michael Peca	14
Wayne Presley	11
Jason Pominville	10
Curtis Brown	9
Ric Seiling	9
Six Players Tied	8

HAT TRICKS

PLAYER	TOTAL
Rick Martin	21
Gilbert Perreault	18
Danny Gare	10
Alexander Mogilny	10
Dave Andreychuk	9
Thomas Vanek	8
Pat LaFontaine	6
Miroslav Satan	6
Drew Stafford	6
Two Players Tied	5

POINTS

PLAYER	TOTAL
Gilbert Perreault	1,326
Dave Andreychuk	804
Rick Martin	695
Craig Ramsay	672
Phil Housley	558
Rene Robert	552
Don Luce	527
Mike Foligno	511
Danny Gare	500
Thomas Vanek	497

GAME-TYING GOALS

PLAYER	TOTAL
Danny Gare	21
Rick Martin	20
Gilbert Perreault	16
Craig Ramsay	15
Rene Robert	10
Don Luce	10
Mike Foligno	8
Dave Andreychuk	8
Gerry Meehan	7
Two Players Tied	6

GOALTENDER GAMES

PLAYER	TOTAL
Ryan Miller	540
Dominik Hasek	491
Don Edwards	307
Martin Biron	300
Tom Barrasso	266
Bob Sauve	246
Daren Puppa	215
Roger Crozier	202
Jacques Cloutier	144
Dave Dryden	120

GOALTENDER WINS

PLAYER	TOTAL
Ryan Miller	284
Dominik Hasek	234
Don Edwards	156
Martin Biron	134
Tom Barrasso	124
Bob Sauve	119
Daren Puppa	96
Roger Crozier	74
Gerry Desjardins	66
Jacques Cloutier	50

GOALTENDER SHUTOUTS

PLAYER	TOTAL
Dominik Hasek	55
Ryan Miller	28
Martin Biron	18
Don Edwards	14
Tom Barrasso	13
Roger Crozier	10
Bob Sauve	7
Gerry Desjardins	5
Dave Dryden	5
Daren Puppa	5

GOALTENDER MINUTES

PLAYER	TOTAL
Ryan Miller	31,661
Dominik Hasek	28,664
Don Edwards	17,969
Martin Biron	16,773
Tom Barrasso	15,426
Bob Sauve	14,063
Daren Puppa	11,759
Roger Crozier	10,980
Jacques Cloutier	7,438
Gerry Desjardins	6,802

MOST GOALS IN A SEASON

76.....	Alexander Mogilny (1992-93)
56.....	Danny Gare (1979-80)
53.....	Pat LaFontaine (1992-93)
52.....	Rick Martin (1973-74)
52.....	Rick Martin (1974-75)
50.....	Danny Gare (1975-76)
49.....	Rick Martin (1975-76)
46.....	Danny Gare (1980-81)
46.....	Pat LaFontaine (1991-92)
45.....	Rick Martin (1979-80)

MOST ASSISTS IN A SEASON

95.....	Pat LaFontaine (1992-93)
80.....	Dale Hawerchuk (1992-93)
75.....	Dale Hawerchuk (1991-92)
69.....	Gilbert Perreault (1975-76)
66.....	Gilbert Perreault (1979-80)
66.....	Pierre Turgeon (1989-90)
63.....	Daniel Briere (2006-07)
60.....	Phil Housley (1989-90)
60.....	Gilbert Perreault (1972-73)
60.....	Rene Robert (1974-75)

MOST POINTS IN A SEASON

148.....	Pat LaFontaine (1992-93)
127.....	Alexander Mogilny (1992-93)
113.....	Gilbert Perreault (1975-76)
106.....	Gilbert Perreault (1979-80)
106.....	Pierre Turgeon (1989-90)
100.....	Rene Robert (1974-75)
98.....	Dale Hawerchuk (1991-92)
96.....	Dale Hawerchuk (1992-93)
96.....	Gilbert Perreault (1974-75)
95.....	Daniel Briere (2006-07)/ Rick Martin (1974-75)/Gilbert Perreault (1976-77)

MOST POINTS IN A SEASON

+61.....	Don Luce (1974-75)
+60.....	Jim Schoenfeld (1979-80)
+51.....	Craig Ramsay (1974-75)
+49.....	Danny Gare (1979-80)
+47.....	Bill Hajt (1974-75)
+47.....	Jocelyn Guevremont (1975-76)
+47.....	Thomas Vanek (2006-07)
+44.....	Craig Ramsay (1975-76)
+41.....	Jerry Korab (1974-75)
+40.....	Danny Gare (1974-75)
+40.....	Tony McKegney (1979-80)
+40.....	Jim Schoenfeld (1975-76)
+40.....	John Van Boxmeer (1979-80)

MOST POWER-PLAY GOALS IN A SEASON

28.....	Dave Andreychuk (1991-92)
27.....	Alexander Mogilny (1992-93)
23.....	Pat LaFontaine (1991-92)
21.....	Rick Martin (1974-75)
20.....	Dave Andreychuk (1992-93)
20.....	Pat LaFontaine (1992-93)
20.....	Thomas Vanek (2008-09)
19.....	Rick Martin (1971-72)
19.....	Pierre Turgeon (1988-89)
19.....	Thomas Vanek (2007-08)

MOST SHORTHANDED GOALS IN A SEASON

8.....	Don Luce (1974-75)
7.....	Craig Ramsay (1974-75)
6.....	Michael Peca (1996-97)
5.....	Michael Peca (1997-98)
5.....	Wayne Presley (1993-94)
5.....	Wayne Presley (1994-95)
5.....	Craig Ramsay (1977-78)
4.....	Curtis Brown (2002-03)
4.....	Don Luce (1980-81)
4.....	Dave Snuggerd (1990-91)

MOST GAME-WINNING GOALS IN A SEASON

11.....	Danny Gare (1979-80)
11.....	Alexander Mogilny (1992-93)
10.....	Pierre Turgeon (1989-90)
9.....	Chris Drury (2006-07)
9.....	Gilbert Perreault (1976-77)
9.....	Derek Roy (2008-09)
9.....	Thomas Vanek (2007-08)
8.....	Michael Peca (1998-99)
8.....	Gilbert Perreault (1974-75)
7.....	15 players tied

MOST SHOTS IN A SEASON

360.....	Alexander Mogilny (1992-93)
337.....	Dave Andreychuk (1991-92)
327.....	Rick Martin (1975-76)
320.....	Rick Martin (1973-74)
306.....	Pat LaFontaine (1992-93)
303.....	Danny Gare (1975-76)
301.....	Rick Martin (1974-75)
299.....	Rick Martin (1972-73)
274.....	Danny Gare (1974-75)
273.....	Rene Robert (1975-76)

MOST GAME-TYING GOALS IN A SEASON

6.....	Danny Gare (1977-78)
4.....	Danny Gare (1975-76)
4.....	Danny Gare (1978-79)
4.....	Rick Martin (1971-72)
3.....	several players tied

BEST SHOOTING PERCENTAGE (50+ GP)

24.4	Peter McNab (1974-75)
24.2	Mikko Makela (1990-91)
23.1	Yvon Lambert (1981-82)
23.0	Craig Ramsay (1978-79)
22.9	Kevin Maguire (1988-89)
22.7	Pat LaFontaine (1991-92)
22.2	Gilbert Perreault (1979-80)
22.0	Ray Sheppard (1987-88)
21.8	Craig Ramsay (1980-81)
21.4	Ric Seiling (1980-81)

MOST PENALTY MINUTES IN A SEASON

354	Rob Ray (1991-92)
350	Rob Ray (1990-91)
335	Matthew Barnaby (1995-96)
316	Mike Hartman (1988-89)
309	Brad May (1991-92)
305	Gord Donnelly (1991-92)
295	Brad May (1995-96)
289	Matthew Barnaby (1997-98)
287	Rob Ray (1995-96)
286	Rob Ray (1996-97)

MOST HAT TRICKS IN A SEASON

7	Rick Martin (1975-76)
7	Alexander Mogilny (1992-93)
4	Pat LaFontaine (1991-92)
4	Rick Martin (1973-74)
4	Gilbert Perreault (1977-78)
4	Drew Stafford (2010-11)
4	Thomas Vanek (2007-08)
3	Dave Andreychuk (1987-88)
3	Danny Gare (1975-76)
3	Gilbert Perreault (1974-75)/ Rene Robert (1976-77)/Eddie Shack (1970-71)

MOST GAMES BY A GOALTENDER

76	Ryan Miller (2007-08)
72	Martin Biron (2001-02)
72	Don Edwards (1977-78)
72	Dominik Hasek (1997-98)
69	Ryan Miller (2009-10)
67	Dominik Hasek (1996-97)
67	Dominik Hasek (2000-01)
66	Ryan Miller (2010-11)
64	Dominik Hasek (1998-99)
63	Roger Crozier (1971-72)/Ryan Miller (2006-07)

MOST MINUTES BY A GOALTENDER

4,474	Ryan Miller (2007-08)
4,220	Dominik Hasek (1997-98)
4,209	Don Edwards (1977-78)
4,085	Martin Biron (2001-02)
4,047	Ryan Miller (2009-10)
4,037	Dominik Hasek (1996-97)
3,904	Dominik Hasek (2000-01)
3,829	Ryan Miller (2010-11)
3,817	Dominik Hasek (1998-99)
3,693	Ryan Miller (2006-07)

MOST WINS BY A GOALTENDER

41	Ryan Miller (2009-10)
40	Ryan Miller (2006-07)
38	Don Edwards (1977-78)
37	Dominik Hasek (1996-97)
37	Dominik Hasek (2000-01)
36	Ryan Miller (2007-08)
34	Ryan Miller (2008-09)
34	Ryan Miller (2010-11)
33	Dominik Hasek (1997-98)
31	Martin Biron (2001-02)/ Gerry Desjardins (1976-77)/Daren Puppa (1989-90)

MOST LOSSES BY A GOALTENDER

34	Roger Crozier (1971-72)
30	Dominik Hasek (1995-96)
28	Martin Biron (2001-02)
28	Martin Biron (2002-03)
27	Ryan Miller (2007-08)
26	Robin Lehner (2016-17)
24	Tom Barrasso (1985-86)
24	Dominik Hasek (2000-01)
23	Tom Barrasso (1986-87)
23	Don Edwards (1981-82)
23	Dominik Hasek (1997-98)

BEST SAVE PERCENTAGE (25+ GP)

.937	Dominik Hasek (1998-99)
.932	Dominik Hasek (1997-98)
.930	Dominik Hasek (1994-95)
.930	Dominik Hasek (1993-94)
.930	Dominik Hasek (1996-97)
.929	Ryan Miller (2009-10)
.923	Ryan Miller (2013-14)
.923	Anders Nilsson (2016-17)
.921	Dominik Hasek (2000-01)
.920	Robin Lehner (2016-17)

LOWEST GOALS-AGAINST AVG. (25+ GP)

1.87.....	Dominik Hasek (1998-99)
1.95.....	Dominik Hasek (1993-94)
2.09.....	Dominik Hasek (1997-98)
2.11.....	Dominik Hasek (2000-01)
2.11.....	Dominik Hasek (1994-95)
2.21.....	Dominik Hasek (1999-00)
2.22.....	Ryan Miller (2009-10)
2.22.....	Martin Biron (2001-02)
2.27.....	Dominik Hasek (1996-97)
2.36.....	Bob Sauve (1979-80)

MOST SHOTS FACED BY A GOALTENDER

2,190.....	Roger Crozier (1971-72)
2,177.....	Dominik Hasek (1996-97)
2,149.....	Dominik Hasek (1997-98)
2,104.....	Ryan Miller (2007-08)
2,098.....	Ryan Miller (2009-10)
2,011.....	Dominik Hasek (1995-96)
1,970.....	Don Edwards (1977-78)
1,964.....	Ryan Miller (2010-11)
1,910.....	Robin Lehner (2016-17)
1,886.....	Ryan Miller (2006-07)

MOST GOALS BY A DEFENSEMAN

31.....	Phil Housley (1983-84)
29.....	Phil Housley (1987-88)
26.....	Phil Housley (1988-89)
21.....	Phil Housley (1986-87)
21.....	Phil Housley (1989-90)
19.....	Phil Housley (1982-83)
18.....	John Van Boxmeer (1980-81)
16.....	Phil Housley (1984-85)
15.....	Phil Housley (1985-86)
15.....	Alexei Zhitnik (1997-98)

MOST ASSISTS BY A DEFENSEMAN

60.....	Phil Housley (1989-90)
54.....	John Van Boxmeer (1981-82)
53.....	Phil Housley (1984-85)
51.....	John Van Boxmeer (1980-81)
47.....	Phil Housley (1985-86)
47.....	Phil Housley (1982-83)
46.....	Phil Housley (1986-87)
46.....	Phil Housley (1983-84)
45.....	Doug Bodger (1992-93)
44.....	Garry Galley (1995-96)/ Phil Housley (1988-89)/Jerry Korab (1974-75)

MOST POINTS BY A DEFENSEMAN

81.....	Phil Housley (1989-90)
77.....	Phil Housley (1983-84)
70.....	Phil Housley (1988-89)
69.....	Phil Housley (1984-85)

Continued in the next column.

MOST POINTS BY A DEFENSEMAN

69.....	John Van Boxmeer (1980-81)
68.....	John Van Boxmeer (1981-82)
67.....	Phil Housley (1986-87)
66.....	Phil Housley (1987-88)
66.....	Phil Housley (1982-83)
62.....	Phil Housley (1985-86)

MOST GOALS BY A ROOKIE

44.....	Rick Martin (1971-72)
38.....	Gilbert Perreault (1970-71)
38.....	Ray Sheppard (1987-88)
31.....	Donald Audette (1991-92)
31.....	Danny Gare (1974-75)
25.....	Thomas Vanek (2005-06)
24.....	Jack Eichel (2015-16)
23.....	Sam Reinhart (2015-16)
22.....	Peter McNab (1974-75)/ Christian Ruutu (1986-87)/John Tucker (1984-85)

MOST ASSISTS BY A ROOKIE

47.....	Phil Housley (1982-83)
43.....	Christian Ruutu (1986-87)
38.....	Calle Johansson (1987-88)
37.....	Tyler Myers (2009-10)
36.....	J.F. Sauve (1981-82)
35.....	Derek Plante (1993-94)
34.....	Gilbert Perreault (1970-71)
32.....	Jack Eichel (2015-16)
31.....	Danny Gare (1974-75)
30.....	Benoit Hogue (1988-89)/Rick Martin (1971-72)

MOST POINTS BY A ROOKIE

74.....	Rick Martin (1971-72)
72.....	Gilbert Perreault (1970-71)
66.....	Phil Housley (1982-83)
65.....	Christian Ruutu (1986-87)
65.....	Ray Sheppard (1987-88)
62.....	Danny Gare (1974-75)
56.....	Jack Eichel (2015-16)
56.....	Derek Plante (1993-94)
55.....	J.F. Sauve (1981-82)
49.....	Tyler Ennis (2010-11)/John Tucker (1984-85)

MOST PENALTY MINUTES BY A ROOKIE

309.....	Brad May (1991-92)
178.....	Jim Schoenfeld (1972-73)
168.....	Doug Barrie (1970-71)
162.....	Kevin Maguire (1987-88)
151.....	Andrew Peters (2003-04)
120.....	Benoit Hogue (1988-89)
115.....	Bob Halkidis (1985-86)
108.....	Steve Dykstra (1985-86)
106.....	Matthew Barnaby (1993-94)
104.....	Bob Boughner (1995-96)

GAME RESULTS

GREATEST MARGIN

Winning	12	(14-2 win 12-21-75 vs. Washington)
Losing	9	(11-2 loss 11-7-70 at Montreal) (9-0 loss 3-13-71 at St. Louis) (9-0 loss 10-10-81 at Montreal) (9-0 loss 12-22-87 at Boston) (9-0 loss 11-5-88 at Calgary) (9-0 loss 12-6-88 at Hartford)

TIE SCORE

Highest	8-8	(1-15-92 at New Jersey)
Lowest	0-0	(11-9-72 vs. California) (10-31-79 at Chicago) (2-5-83 at Quebec) (10-15-86 vs. Montreal) (11-2-96 at Colorado) (12-23-96 at New Jersey) (10-27-98 at N.Y. Rangers) (12-8-99 vs. Ottawa) (1-13-00 at Boston) (1-21-03 vs. Pittsburgh)

SCORING

MOST GOALS

For	14	(14-2 win 12-21-75 vs. Washington) (14-4 win 3-19-81 vs. Toronto)
Against	11	(11-2 loss 11-7-70 at Montreal)
Combined	18	(14-4 win 3-19-81 vs. Toronto)

MOST GOALS IN ONE PERIOD

For	9	(3-19-81 vs. Toronto)
Allowed	7	(11-7-70 at Montreal)
Combined	12	(3-19-81, at Buffalo, 9 and Toronto, 3)

MOST BUFFALO POINTS

Game	40	(12-21-75 vs. Washington)
Period	23	(12-21-75 vs. Washington) (3-19-81 vs. Toronto)

MOST POINTS IN ONE PERIOD

Combined	31	(3-19-81, at Buffalo, 23 and Toronto, 8)
-----------------	----	--

FASTEST TWO GOALS

For	:04	(Lee Fogolin and Don Luce, 10-17-74 vs. California)
Against	:07	(Jim Moxey and Wayne Merrick, 2-1-76 at California) (Marcel Dionne and Hartland Monahan, 1-11-78 vs. Los Angeles) (Larry DePalma and Dave Snuggerud, 11-5-92 at San Jose) (Ryan Carter and Nino Niederreiter, 11-13-14 at Minnesota)
Combined	:04	(Marian Stastny/QUE and Dale McCourt/BUF, 1-2-82 at Quebec)

FASTEST THREE GOALS

For	:39	(Pat LaFontaine, Wayne Presley and Donald Audette, 3-22-92 at Chicago)
------------	-----	--

SCORING

FASTEST THREE GOALS

Against	:34	(Danny Gare [2x] and Bob Manno, 10-26-84 at Detroit)
Combined	:17	(Ryan Carter/MIN, Nino Niederreiter/MIN and Zemgus Girgensons/BUF, 11-13-14 at Minnesota)

FASTEST TWO GOALS BY ONE PLAYER

For	:05	(Nathan Gerbe, 1-21-11 vs. N.Y. Islanders)
Against	:10	(Darryl Sittler, 2-19-72 at Toronto)

FASTEST THREE GOALS BY ONE PLAYER

For	3:49	(Don Luce, 12-22-74 at Washington)
Against	4:55	(Rick Kehoe, 3-10-76 at Pittsburgh)

FASTEST GOAL FROM OPENING FACEOFF

For	:05	(Alexander Mogilny, 12-21-91 vs. Toronto)
Against	:09	(Yvon Cournoyer, 12-22-73 at Montreal) (Jim Wiemer, 3-27-85 vs. N.Y. Rangers)

FASTEST BUFFALO GOALS FROM START OF PERIOD

One Goal	:05	(Alexander Mogilny, 12-21-91 vs. Toronto)
Two Goals	:31	(Rene Robert and Rick Martin, 1-10-74 at N.Y. Rangers)

SHOTS ON GOAL

SABRES SHOTS

Most	58	(2-2-75 vs. Kansas City)
Fewest	10	(10-28-14 at Toronto) (2-8-15 vs. N.Y. Islanders)

OPPONENT SHOTS

Most	72	(12-10-70 at Boston)
Fewest	8	(3-21-76 vs. Kansas City)

SABRES AND OPPONENTS SHOTS COMBINED

Most	100	(12-10-70 vs. Boston)
Fewest	33	(10-15-83 vs. Boston)

GREATEST MARGIN OF SHOTS FAVORING

Sabres	37	(3-3-82 vs. Hartford, 52-15)
Opp.	44	(12-10-70 at Boston, 72-28)

SABRES SHOTS IN ONE PERIOD

Most	26	(2-25-78 vs. Cleveland)
Fewest	0	(2-19-81 at Montreal) (1-16-99 at Ottawa) (10-7-11 vs. Anaheim)

SHOTS ALLOWED IN ONE PERIOD

Most	30	(12-10-70 at Boston)
Fewest	0	(3-21-76 vs. Kansas City)

SABRES AND OPPONENTS SHOTS COMBINED IN ONE PERIOD

Most	41	(2-2-75 vs. Kansas City)
Fewest	5	(3-14-72 vs. Minnesota) (12-23-72 vs. Los Angeles) (1-13-74 vs. St. Louis)

SHOTS ON GOAL**MOST SHOTS IN OVERTIME PERIOD**

Sabres	9	(2-1-00 vs. Anaheim)
Opp.	10	(2-16-96 vs. New Jersey)
Combined	12	(1-12-06 vs. Phoenix)

PENALTY MINUTES**MOST PENALTY MINUTES**

Sabres	188	(3-31-92 at Minnesota)
Opp.	172	(3-31-92 at Minnesota)
Combined	360	(3-31-92 at Minnesota)

SERVICE

MOST SEASONS

Career 17 Gilbert Perreault (1970-71 to 1986-87)

MOST GAMES PLAYED OVERALL

Career 1,191 Gilbert Perreault (1970-71 to 1986-87)

Season 84 Pat LaFontaine (1992-93)

Brad May (1993-94)

Richard Smehlik (1993-94)

Randy Wood (1993-94)

MOST CONSECUTIVE GAMES PLAYED

Career 776 Craig Ramsay (3-27-73 to 2-10-83)

MOST GAMES PLAYED BY LEFT WING

Career 1,070 Craig Ramsay (1971-72 to 1984-85)

Season 84 Brad May (1993-94)

Randy Wood (1993-94)

MOST GAMES PLAYED BY CENTER

Career 1,191 Gilbert Perreault (1970-71 to 1986-87)

Season 84 Pat LaFontaine (1992-93)

MOST GAMES PLAYED BY RIGHT WING

Career 889 Rob Ray (1989-90-2002-03)

Season 82 Ales Kotalik (2005-06)

MOST GAMES PLAYED BY DEFENSEMAN

Career 911 Mike Ramsey (1979-80 to 1992-93)

Season 84 Richard Smehlik (1993-94)

GOALS

MOST GOALS OVERALL

Career 512 Gilbert Perreault (1970-71 to 1986-87)

Season 76 Alexander Mogilny (1992-93)

Game 5 Dave Andreychuk (2-6-86 at Boston)

MOST CONSECUTIVE GOAL-SCORING GAMES

Season 8 Alexander Mogilny (12-15-92 to 1-3-93)

Mike Foligno (12-28-84 to 1-12-85)

Miroslav Satan (12-19-98 to 1-2-99)

MOST GOALS BY LEFT WING

Career 382 Rick Martin (1971-72 to 1980-81)

Season 52 Rick Martin (1973-74; 1974-75)

Game 5 Dave Andreychuk (2-6-86 at Boston)

MOST GOALS BY CENTER

Career 512 Gilbert Perreault (1970-71 to 1986-87)

Season 53 Pat LaFontaine (1992-93)

Game 3 Many times. Last: Sam Reinhart (1-10-16 at Winnipeg)

MOST GOALS BY RIGHT WING

Career 267 Danny Gare (1974-75 to 1981-82)

Season 76 Alexander Mogilny (1992-93)

GOALS

MOST GOALS BY RIGHT WING

Game 4 Alexander Mogilny (2-10-93 at Winnipeg; 2-24-93 vs. Detroit)

Miroslav Satan (2-16-04 vs. Atlanta)

MOST GOALS BY DEFENSEMAN

Career 156 Phil Housley (1982-83 to 1989-90)

Season 29 Phil Housley (1987-88)

Game 3 Jerry Korab (1-1-78 vs. Minnesota)

Jim Schoenfeld (3-13-81 at Winnipeg)

John Van Boxmeer (1-7-81 at N.Y. Islanders)

Phil Housley (1-23-83 vs. Winnipeg; 1-22-88 vs. New Jersey)

Hannu Virta (3-19-83 at Montreal)

Rasmus Ristolainen (12-10-15 at Calgary)

MOST HAT TRICKS

Career 21 Rick Martin (1971-72 to 1980-81)

Season 7 Rick Martin (1975-76)

Alexander Mogilny (1992-93)

MOST 4-OR-MORE GOAL GAMES

Career 4 Rick Martin (1971-72 to 1980-81)

Season 2 Alexander Mogilny (1992-93)

MOST GAME-WINNING GOALS

Career 81 Gilbert Perreault (1970-71 to 1986-87)

Season 11 Danny Gare (1979-80)

Alexander Mogilny (1992-93)

20-GOAL SEASON

MOST 20-GOAL SEASONS

Career 15 Gilbert Perreault (1970-71 to 1972-73; 1974-75 to 1985-86)

MOST CONSECUTIVE 20-GOAL SEASONS

Career 12 Gilbert Perreault (1974-75 to 1985-86)

30-GOAL SEASON

MOST 30-GOAL SEASONS

Career 10 Gilbert Perreault (1970-71; 1974-75 to 1977-78; 1979-80; 1981-82 to 1984-85)

MOST CONSECUTIVE 30-GOAL SEASONS

Career 6 Rick Martin (1971-72 to 1976-77)

40-GOAL SEASON

MOST 40-GOAL SEASONS

Career 5 Rick Martin (1971-72; 1973-74 to 1975-76; 1979-80)

MOST CONSECUTIVE 40-GOAL SEASONS

Career 3 Rick Martin (1973-74 to 1975-76)

50-GOAL SEASON

MOST 50-GOAL SEASONS

Career 2 Danny Gare (1975-76; 1979-80)
Rick Martin (1973-74 to 1974-75)

MOST CONSECUTIVE 50-GOAL SEASONS

Career 2 Rick Martin (1973-74 to 1974-75)

ASSISTS

MOST ASSISTS OVERALL

Career	814	Gilbert Perreault (1970-71 to 1986-87)
Season	95	Pat LaFontaine (1992-93)
Game	5	Gilbert Perreault (2-1-76 at California; 3-9-80 vs. St. Louis; 1-4-84 vs. Winnipeg) Dale Hawerchuk (1-15-92 at New Jersey) Pat LaFontaine (3-19-92 at Los Angeles; 12-31-92 vs. N.Y. Rangers; 2-10-93 at Winnipeg)

MOST CONSECUTIVE ASSIST-SCORING GAMES

Season	11	Gilbert Perreault (12-23-84 to 1-13-85)
---------------	----	---

MOST ASSISTS BY LEFT WING

Career	436	Dave Andreychuk (1982-83 to 1992-93; 2000-01)
Season	51	Dave Andreychuk (1985-86)
Game	5	Dale Hawerchuk (1-15-92 at New Jersey)

MOST ASSISTS BY CENTER

Career	814	Gilbert Perreault (1970-71 to 1986-87)
Season	95	Pat LaFontaine (1992-93)
Game	5	Gilbert Perreault (2-1-76 at California; 3-9-80 vs. St. Louis; 1-4-84 vs. Winnipeg) Pat LaFontaine (3-19-92 at Los Angeles; 12-31-92 vs. N.Y. Rangers; 2-10-93 at Winnipeg)

MOST ASSISTS BY RIGHT WING

Career	330	Rene Robert (1971-72 to 1978-79)
Season	60	Rene Robert (1974-75)
Game	4	Several times, last Alexander Mogilny (3-30-95 vs. Ottawa)

MOST ASSISTS BY DEFENSEMAN

Career	334	Phil Housley (1982-83 to 1989-90)
Season	60	Phil Housley (1989-90)
Game	4	Bill Hajt (11-13-76 vs. N.Y. Rangers) Phil Housley (12-23-89 at Quebec) Brian Campbell (10-13-07 vs. Washington) Toni Lydman (2-27-08 vs. Nashville)

SHOTS ON GOAL

MOST SHOTS ON GOAL OVERALL

Career	2,837	Gilbert Perreault (1970-71 to 1986-87)
Season	360	Alexander Mogilny (1992-93)
Game	12	Rene Robert (4-1-76 vs. Boston) Jim Schoenfeld (12-10-78 vs. Toronto) Mike Foligno (3-3-82 vs. Hartford) Ken Priestlay (3-4-88 vs. N.Y. Rangers) Dave Andreychuk (11-13-92 vs. Hartford) Alexander Mogilny (3-16-93 at St. Louis)

HIGHEST SHOOTING PERCENTAGE

Season (50+ Games)	24.4	Peter McNab (1974-75)
Career (50+ Goals)	18.9	John Tucker (1983-84 to 1990-91)

POINTS

MOST POINTS OVERALL

Career	1,326	Gilbert Perreault (1970-71 to 1986-87)
Season	148	Pat LaFontaine (1992-93)
Game	7	Gilbert Perreault (2-1-76 at California)

MOST POINT-SCORING GAMES IN SUCCESSION

Season	18	Gilbert Perreault (10-24-71 to 12-4-71)
---------------	----	---

MOST POINTS BY LEFT WING

Career	804	Dave Andreychuk (1982-83 to 1992-93; 2000-01)
Season	95	Rick Martin (1974-75)
Game	6	Dave Andreychuk (2-6-86 at Boston)

MOST POINTS BY CENTER

Career	1,326	Gilbert Perreault (1970-71 to 1986-87)
Season	148	LaFontaine (1992-93)
Game	7	Gilbert Perreault (2-1-76 at California)

MOST POINTS BY RIGHT WING

Career	552	Rene Robert (1971-72 to 1978-79)
Season	127	Alexander Mogilny (1992-93)
Game	6	Jim Lorentz (12-6-73 vs. N.Y. Rangers)

MOST POINTS BY DEFENSEMAN

Career	490	Phil Housley (1982-83 to 1989-90)
Season	81	Phil Housley (1989-90)
Game	5	John Van Boxmeer (11-7-81 at N.Y. Islanders) Phil Housley (12-23-89 at Quebec)

PENALTY MINUTES

MOST PENALTY MINUTES OVERALL

Career	3,097	Rob Ray (1989-90 to 2001-02)
Season	354	Rob Ray (1991-92)
Game	39	Reg Fleming (10-18-70 vs. Pittsburgh)

MOST PENALTY MINUTES BY LEFT WING

Career	1,746	Rob Ray (1989-90 to 1995-96)
Season	354	Rob Ray (1991-92)

MOST PENALTY MINUTES BY CENTER

Career	500	Gilbert Perreault (1970-71 to 1986-87)
Season	120	Benoit Hogue (1988-89)

MOST PENALTY MINUTES BY RIGHT WING

Career	1,450	Mike Foligno (1981-82 to 1990-91)
Season	335	Matthew Barnaby (1995-96)

MOST PENALTY MINUTES BY DEFENSEMAN

Career	1,390	Larry Playfair (1978-79 to 1985-86; 1988-89 to 1989-90)
Season	258	Larry Playfair (1981-82)

PLUS/MINUS

HIGHEST PLUS/MINUS RATING

Career	+328	Craig Ramsay (1971-72 to 1984-85)
Season	+61	Don Luce (1974-75)

SPECIAL TEAMS

MOST POWER-PLAY GOALS

Career	161	Dave Andreychuk (1982-83 to 1992-93; 2000-01)
Season	28	Dave Andreychuk (1991-92)
Game	4	Dave Andreychuk (3-19-92 at Los Angeles)

MOST SHORTHANDED GOALS

Career	27	Craig Ramsay (1971-72 to 1984-85)
Season	8	Don Luce (1974-75)
Game	2	Don Luce (12-22-74 at Washington) Bob Sweeney (4-1-95 at N.Y. Islanders) Michael Peca (12-31-97 vs. Ottawa) Alexei Zhitnik (3-19-98 vs. Florida)

ROOKIES

MOST GOALS BY ROOKIE

Season	44	Rick Martin (1971-72)
---------------	----	-----------------------

MOST ASSISTS BY ROOKIE

Season	47	Phil Housley (1982-83)
---------------	----	------------------------

MOST POINTS BY ROOKIE

Season	74	Rick Martin (1971-72)
---------------	----	-----------------------

MOST PENALTY MINUTES BY ROOKIE

Season	309	Brad May (1991-92)
---------------	-----	--------------------

FASTEST GOAL BY ROOKIE FROM START OF FIRST NHL GAME

Game	:18	(Danny Gare, 10-10-74 vs. Boston)
-------------	-----	-----------------------------------

GOALTENDERS

MOST GAMES PLAYED

Career	540	Ryan Miller (2002-03 to 2013-14)
Season	76	Ryan Miller (2007-08)

MOST WINS

Career	284	Ryan Miller (2002-03 to 2013-14)
Season	40	Ryan Miller (2006-07)

MOST LOSSES

Career	186	Ryan Miller (2002-03 to 2013-14)
Season	34	Roger Crozier (1971-72)

MOST MINUTES PLAYED

Career	31,661	Ryan Miller (2002-03 to 2013-14)
Season	4,474	Ryan Miller (2007-08)

LOWEST GOALS-AGAINST AVERAGE

Career	2.22	Dominik Hasek (1992-93 to 2000-01)
Season	1.87	Dominik Hasek (1998-99)

SAVES IN COMPLETE GAME

Most	64	Joe Daley (12-10-70 at Boston)
Fewest	7	Al Smith (3-21-76 vs. Kansas City)

MOST SHUTOUTS

Career	55	Dominik Hasek (1992-93 to 2000-01)
Season	13	Dominik Hasek (1997-98)

LONGEST SHUTOUT SEQUENCE

Season	221:58	Martin Biron (4:22 of 3rd period at San Jose 1-16-03 to 0:46 of 2nd period at Ottawa 1-25-03)
---------------	--------	---

SAVES IN SHUTOUT

Most	44	Chad Johnson (12-17-15 vs. Anaheim)
Fewest	14	Gary Bromley (12-8-74 vs. Minnesota) Don Edwards (12-10-79 vs. Detroit) Tom Barrasso (12-28-84 vs. Winnipeg; 1-19-85 at Hartford; 4-5-87 vs. Hartford)

MOST PENALTY MINUTES

Career	182	Tom Barrasso (1983-84 to 1988-89)
Season	50	Tom Barrasso (1987-88)

MOST ASSISTS

Career	17	Tom Barrasso (1983-84 to 1988-89)
Season	6	Tom Barrasso (1984-85)
Game	2	Daren Puppa (12-28-88 vs. Detroit; 1-14-91 at Toronto)

A

Player (Seasons)	GP	G	A	PTS	PIM	Unif. No.
Adam, Luke (2010-11—2013-14)	87	15	11	26	32	72
Afinogenov, Maxim (1999-00—2008-09)	569	134	200	334	440	61
Ambroziak, Peter (1994-95)	12	0	1	1	0	12
Anderson, Ron (1970-71—1971-72)	111	14	16	30	63	16
Anderson, Shawn (1986-87—1989-90)	113	6	26	32	66	37
Andersson, Mikael (1985-86—1988-89)	99	4	33	37	18	14
Andrea, Paul (1970-71)	47	11	21	32	4	21
Andreychuk, Dave (1982-83—1992-93; 2000-01)	837	368	436	804	596	25, 29, 52
Armia, Joel (2014-15)	1	0	0	0	0	33
Arniel, Scott (1986-87—1989-90)	295	64	74	138	243	9
Astley, Mark (1993-94—1995-96)	75	4	19	23	92	21, 33
Atkinson, Steve (1970-71—1973-74)	255	49	47	96	96	19
Audette, Donald (1990-91—1997-98; 2000-01)	421	166	131	297	335	28, 45
Austin, Brady (2016-17)	5	0	0	0	4	67

B

Player (Seasons)	GP	G	A	PTS	PIM	Unif. No.
Bailey, Justin (2015-16—2016-17)	40	2	2	4	6	56
Ball, Terry (1970-71—1971-72)	12	0	1	1	6	21, 28
Baptiste, Nicholas (2016-17)	14	3	1	4	6	73
Barnaby, Matthew (1992-93—1998-99)	317	47	79	126	1248	36
Barnes, Stu (1998-99—2002-03)	310	67	105	172	98	41
Barrasso, Tom (1983-84—1988-89)	266	0	17	17	182	30
Barrie, Doug (1970-71—1971-72)	102	6	28	34	213	5
Bartovic, Milan (2002-03—2003-04)	26	2	8	10	18	15
Benoit, Andre (2014-15)	59	1	8	9	20	61
Bernier, Steve (2007-08)	17	3	6	9	2	56
Biron, Martin (1995-96; 1998-99—2006-07)	300	0	5	5	57	00, 43
Black, James (1993-94)	2	0	0	0	0	40
Blue, John (1995-96)	5	0	0	0	0	1
Bodger, Doug (1988-89—1995-96)	479	54	233	287	506	8
Bogosian, Zach (2014-15—2016-17)	141	9	33	42	152	47
Boland, Mike (1978-79)	22	1	2	3	29	15
Botterill, Jason (2002-03—2003-04)	36	3	5	8	28	28
Boucher, Philippe (1992-93—1994-95)	65	7	16	23	43	24, 4
Boulton, Eric (2000-01—2003-04)	172	5	12	17	511	26
Boughner, Bob (1995-96—1997-98)	177	2	11	13	494	6, 46, 4
Boyes, Brad (2010-11—2011-12)	86	13	24	37	12	22
Breitenbach, Ken (1975-76—1976-77; 1978-79)	68	1	13	14	49	23, 26
Briere, Daniel (2002-03—2006-07)	225	92	138	230	219	48
Bromley, Gary (1973-74—1975-76)	63	0	4	4	4	24, 28, 29
Brown, Brad (2003-04)	13	0	2	2	12	4
Brown, Curtis (1994-95—2003-04)	542	109	143	252	288	37
Brown, Greg (1990-91; 1992-93)	49	1	3	4	41	15, 9
Butler, Chris (2008-09—2010-11)	155	5	31	36	66	34
Brennan, TJ (2011-12—2012-13)	21	2	0	2	12	33
Brydges, Paul (1986-87)	15	2	2	4	6	16
Burgdoerfer, Erik (2016-17)	2	0	0	0	0	46
Burridge, Randy (1995-96—1997-98)	159	39	60	99	50	12
Busniuk, Ron (1972-73—1973-74)	6	0	3	3	13	21, 24
Byers, Mike (1971-72)	46	9	7	16	12	12
Byron, Paul (2010-11)	8	1	1	2	2	24

C

Player (Seasons)	GP	G	A	PTS	PIM	Unif. No.
Campbell, Brian (1999-00—2007-08)	391	32	144	176	113	51
Card, Mike (2006-07)	4	0	0	0	0	33

C

Player (Seasons)	GP	G	A	PTS	PIM	Unif. No.
Carney, Keith (1991-92—1993-94)	51	4	9	13	77	6, 26
Carrier, William (2016-17)	41	5	3	8	21	48
Carriere, Larry (1972-73—1974-75; 1977-78)	206	9	43	52	284	5, 23
Catenacci, Daniel (2015-16)	11	0	0	0	0	43
Ciavaglia, Peter (1991-92—1992-93)	5	0	0	0	0	12
Cloutier, Jacques (1981-82—1982-83; 1984-85—1988-89)	144	0	7	7	29	1, 29
Cloutier, Real (1983-84—1984-85)	82	24	36	60	25	8
Colaiacono, Carlo (2015-16)	36	1	4	5	10	25
Conacher, Cory (2013-14)	19	3	3	6	16	88
Conklin, Ty (2006-07)	5	0	0	0	2	35
Conn, Rob (1995-96)	28	2	5	7	18	25
Connolly, Tim (2001-02—2010-11)	464	94	226	320	174	18, 19
Corkum, Bob (1989-90; 1991-92—1992-93; 2001-02)	106	10	9	19	73	19, 42, 29
Creighton, Adam (1983-84—1988-89)	172	40	60	100	196	15, 34, 38
Crozier, Roger (1970-71—1975-76)	202	0	3	3	24	1
Cunneynworth, Randy (1980-81—1981-82; 1998-99)	35	4	6	10	49	7, 19, 23, 17
Curran, Brian (1990-91—1991-92)	20	0	1	1	57	39, 41
Cyr, Paul (1982-83—1987-88)	342	85	111	196	454	8, 18

D

Player (Seasons)	GP	G	A	PTS	PIM	Unif. No.
D'Agostini, Matt (2013-14)	49	5	6	11	22	27
D'Amigo, Jerry (2014-15)	9	0	0	0	2	49
Daley, Joe (1970-71)	38	0	1	1	12	30
Dalpe, Zac (2014-15)	21	1	2	3	4	20
Davis, Mal (1982-83—1985-86)	89	29	22	51	34	25, 29
Dawe, Jason (1993-94—1997-98)	290	79	79	158	132	17, 43
Deadmarsh, Butch (1970-71—1972-73)	56	2	2	4	39	8, 9, 16, 24
DeGray, Dale (1989-90)	6	0	0	0	6	28
Delmore, Andy (2003-04)	37	2	5	7	29	5
Desjardins, Gerry (1974-75—1977-78)	116	0	1	1	4	30
Deslauriers, Nicolas (2013-14—2016-17)	211	12	18	30	186	44
Donnelly, Gord (1991-92—1993-94)	134	5	11	16	557	34
Donnelly, Mike (1987-88—1989-90)	74	11	16	27	62	7, 16, 24
Draper, Tom (1991-92—1992-93)	37	0	3	3	4	35
Drury, Chris (2003-04—2006-07)	234	85	104	189	130	23
Dryden, Dave (1970-71—1973-74)	120	0	2	2	4	28, 30
Dudley, Rick (1972-73—1974-75; 1978-79—1980-81)	279	70	94	164	264	9, 17
Duff, Dick (1970-71—1971-72)	61	9	15	24	12	8, 20
Dumont, J.P. (2000-01—2005-06)	362	102	121	223	218	17
Dunn, Richie (1977-78—1981-82; 1985-86—1988-89)	327	27	105	132	235	3, 21, 26, 29
Dykstra, Steve (1985-86—1987-88)	128	5	23	28	378	4, 42

E

Player (Seasons)	GP	G	A	PTS	PIM	Unif. No.
Eatough, Jeff (1981-82)	1	0	0	0	0	19
Edwards, Don (1976-77—1981-82)	307	0	11	11	32	1, 29
Ehrhoff, Christian (2011-12—2013-14)	192	16	71	87	119	10
Eichel, Jack (2015-16—2016-17)	142	48	65	113	44	15
Eliot, Darren (1988-89)	2	0	0	0	0	34
Ellis, Matt (2008-09—2014-15)	286	18	23	41	57	37
Engblom, Brian (1985-86)	30	1	4	5	16	28
Ennis, Tyler (2009-10—2016-17)	419	97	139	236	168	63
Enroth, Jhonas (2009-10—2014-15)	118	0	0	0	2	1
Errey, Bob (1992-93)	8	1	3	4	4	12
Essensa, Bob (2001-02)	9	0	0	0	0	31
Evans, Chris (1971-72)	61	6	18	24	98	24

F

Player (Seasons)	GP	G	A	PTS	PIM	Unif. No.
Falk, Justin (2016-17)	52	0	8	8	29	41
Farr, Rocky (1972-73—1974-75)	19	0	0	0	2	28, 30
Fasching, Hudson (2015-16—2016-17)	17	1	2	3	6	52
Fedun, Taylor (2016-17)	27	0	7	7	16	38
Fenyves, Dave (1982-83—1986-87)	148	2	27	29	87	8, 31
Ferner, Mark (1986-87; 1988-89)	15	0	3	3	11	28, 29
Finley, Joe (2011-12)	5	0	0	0	12	4
Fischer, Ron (1981-82—1982-83)	18	0	7	7	6	6, 23, 28
Fitzpatrick, Rory (2001-02—2005-06)	157	9	15	24	114	8
Fleming, Reg (1970-71)	78	6	10	16	159	9
Flynn, Brian (2012-13—2014-15)	159	17	24	41	24	65
Fogolin, Lee (1974-75—1978-79; 1986-87)	338	8	70	78	432	5, 33
Foligno, Marcus (2011-12—2016-17)	347	49	67	116	334	82
Foligno, Mike (1981-82—1990-91)	664	247	264	511	1450	17
Franceschetti, Lou (1990-91—1991-92)	36	1	8	9	26	15, 37, 34
Franson, Cody (2015-16—2016-17)	127	7	29	36	60	46, 6
Fuhr, Grant (1992-93—1994-95)	64	0	4	4	26	31
Funk, Michael (2006-07—2007-08)	9	0	2	2	0	3

G

Player (Seasons)	GP	G	A	PTS	PIM	Unif. No.
Gage, Jody (1985-86; 1987-88; 1991-92)	18	3	3	6	2	12, 14, 33
Galley, Garry (1994-95—1996-97)	163	15	87	102	193	3
Gardner, Paul (1985-86)	2	0	0	0	0	28
Gare, Danny (1974-75—1981-82)	503	267	233	500	686	18
Gaustad, Paul (2002-03; 2005-06—2011-12)	479	71	110	181	585	60, 28
Gerbe, Nathan (2008-09—2012-13)	188	29	43	72	88	42
Gillies, Clark (1986-87—1987-88)	86	15	19	34	132	39, 90
Gillis, Jere (1982-83)	3	0	0	0	0	25
Gilmour, Doug (1999-00—2000-01)	82	10	45	55	82	93
Gionta, Brian (2014-15—2016-17)	230	40	63	103	52	12
Girgensons, Zemgus (2013-14—2016-17)	277	37	49	86	77	28
Gordiouk, Viktor (1992-93; 1994-95)	26	3	8	11	0	9
Gorges, Josh (2014-15—2016-17)	189	3	21	24	138	4
Gould, John (1971-72—1973-74; 1979-80)	92	14	12	26	13	17, 21, 23, 24
Goyette, Phil (1970-71—1971-72)	97	18	67	85	20	10
Gagnani, Marc-Andre (2007-08—2008-09; 2011-12)	59	2	13	15	28	17
Grand-Pierre, Jean-Luc (1998-99—1999-00)	27	0	1	1	32	34
Grant, Derek (2016-17)	40	0	3	3	19	27
Gratton, Chris (1999-00—2002-03)	244	50	81	131	278	77
Gratton, Norm (1972-73—1974-75)	102	15	23	38	30	9, 14
Grier, Mike (2003-04—2005-06; 2010-11)	241	23	47	70	58	25
Grigorenko, Mikhail (2012-13—2014-15)	68	6	8	14	4	25
Grosek, Michal (1995-96—1999-00)	308	62	98	160	299	18
Guay, Francois (1989-90)	1	0	0	0	0	43
Guevremont, Jocelyn (1974-75—1978-79)	326	38	130	168	189	3, 22
Guhle, Brendan (2016-17)	3	0	0	0	0	45

H

Player (Seasons)	GP	G	A	PTS	PIM	Unif. No.
Hackett, Matt (2013-14—2014-15)	13	0	0	0	0	31
Hajdu, Richard (1985-86—1986-87)	5	0	0	0	4	8, 28
Hajt, Bill (1973-74—1986-87)	854	42	202	244	433	24
Halkidis, Bob (1985-86—1988-89)	89	2	14	16	315	18, 19
Haller, Kevin (1989-90—1991-92)	81	7	23	30	95	7, 15
Hamel, Denis (1999-00—2002-03)	130	13	9	22	67	55
Hamel, Gilles (1980-81—1985-86)	365	92	114	206	215	9, 17, 18
Hamilton, Al (1970-71—1971-72)	145	6	58	64	176	6
Player (Seasons)	GP	G	A	PTS	PIM	Unif. No.

H

Hannan, Dave (1991-92—1995-96)	249	23	56	79	206	41, 14
Harris, Hugh (1972-73)	60	12	26	38	17	21
Harrison, Paul (1981-82)	6	0	0	0	2	30
Hartman, Mike (1986-87—1990-91)	225	34	25	59	890	20
Hasek, Dominik (1992-93—2000-01)	491	0	13	13	104	39
Hawerchuk, Dale (1990-91—1994-95)	342	110	275	385	204	10
Haworth, Alan (1980-81—1981-82)	106	37	38	75	64	14
Hecht, Jochen (2002-03—2012-13)	613	138	207	345	322	71, 55
Hecl, Radoslav (2002-03)	14	0	0	0	2	21
Heinze, Steve (2000-01)	14	5	7	12	8	57
Hess, Bob (1981-82)	33	0	8	8	14	23
Hillier, Randy (1991-92)	28	0	1	1	48	23
Hillman, Larry (1971-72—1972-73)	121	6	35	41	114	5
Hodgson, Cody (2011-12—2014-15)	218	44	55	99	54	19
Hofford, Jim (1985-86—1986-87)	17	0	0	0	45	3, 33
Hogue, Benoit (1987-88—1991-92)	196	45	67	112	273	33
Holland, Jason (1998-99—1999-00)	9	0	1	1	8	29, 20
Holzinger, Brian (1994-95—1999-00)	352	70	97	167	202	19
Horton, Tim (1972-73—1973-74)	124	1	22	23	109	2
Hospodar, Ed (1987-88)	42	0	1	1	98	24
Houda, Doug (1994-95—1995-96; 1999-00—2002-03)	68	2	5	7	134	20, 6
Houlder, Bill (1990-91—1992-93)	32	4	7	11	18	23, 37, 47
Housley, Phil (1982-83—1989-90)	608	178	380	558	386	6
Huddy, Charlie (1994-95—1996-97)	85	7	9	16	95	22
Hughes, Brent (1995-96)	76	5	10	15	148	17
Hughes, Pat (1985-86)	50	4	9	13	25	26
Hurlbut, Mike (1997-98—1999-00)	5	0	0	0	4	21

I

Player (Seasons)	GP	G	A	PTS	PIM	Unif. No.
Inglis, Billy (1970-71)	14	0	1	1	6	8
Ireland, Randy (1978-79)	2	0	0	0	0	30

J

Player (Seasons)	GP	G	A	PTS	PIM	Unif. No.
Jackson, Dane (1995-96)	22	5	4	9	41	24, 29
Jackson, Jim (1987-88)	5	2	0	2	0	8
James, Val (1981-82)	7	0	0	0	16	26, 29, 30
Janik, Doug (2002-03—2003-04)	10	0	0	0	21	33
Jennings, Grant (1995-96)	6	0	0	0	28	4
Jillson, Jeff (2003-04—2005-06)	16	0	3	3	23	5, 34
Johansson, Calle (1987-88—1988-89)	118	6	49	55	70	3
Johnson, Chad (2015-16)	45	0	2	2	0	31
Jutila, Timo (1984-85)	10	1	5	6	13	4
Juneau, Joe (1998-99)	9	1	1	2	2	90

K

Player (Seasons)	GP	G	A	PTS	PIM	Unif. No.
Kaese, Trent (1988-89)	1	0	0	0	0	39
Kaleta, Patrick (2006-07—2014-15)	348	27	27	54	542	36
Kalinin, Dmitri (1999-00—2007-08)	466	34	111	145	289	45
Kane, Evander (2015-16—2016-17)	135	48	30	78	204	9
Kasdorf, Jason (2015-16)	1	0	0	0	0	33
Kassian, Zack (2011-12)	27	3	4	7	20	54
Keenan, Larry (1970-71—1971-72)	66	9	20	29	8	21, 26
Kennedy, Dean (1989-90—1990-91)	144	6	20	26	172	26
Kennedy, Tim (2008-09—2009-10)	79	10	16	26	50	58, 13
Khmylev, Yuri (1992-93—1995-96)	254	63	87	150	131	13
Knapp, Connor (2013-14)	2	0	1	1	0	49
Konopka, Zenon (2013-14)	23	0	1	1	33	24

K

Player (Seasons)	GP	G	A	PTS	PIM	Unif. No.
Korab, Jerry (1973-74—1979-80; 1983-84—1984-85)	537	67	216	283	870	4, 44
Korn, Jim (1986-87)	52	4	10	14	158	4, 34
Kotalik, Ales (2001-02—2007-08)	426	114	126	240	267	20, 12
Kowal, Joe (1976-77—1977-78)	22	0	5	5	13	27
Kozlov, Vyacheslav (2001-02)	38	9	13	22	16	13
Krake, Skip (1970-71)	74	4	5	9	68	12
Kristek, Jaroslav (2002-03)	6	0	0	0	0	29
Krupp, Uwe (1986-87—1991-92)	327	25	78	103	386	4, 40
Kruse, Paul (1997-98—1999-00)	66	4	1	5	206	24, 29
Kulikov, Dmitry (2016-17)	47	2	3	5	26	77
Kurvers, Tom (1986-87)	55	6	17	23	24	28

L

Player (Seasons)	GP	G	A	PTS	PIM	Unif. No.
Lacombe, Francois (1970-71)	1	0	1	1	2	19
Lacombe, Norm (1984-85—1986-87)	84	12	18	30	46	32
LaFontaine, Pat (1991-92—1996-97)	268	158	227	385	207	16
Lagace, Jean-Guy (1970-71)	3	0	0	0	2	21
Lalime, Patrick (2008-09—2010-11)	47	0	1	1	2	40
Lambert, Yvon (1981-82)	77	25	39	64	38	15
Langevin, Chris (1983-84; 1985-86)	22	3	1	4	22	15
Larson, Reed (1989-90)	1	0	0	0	0	55
Larsson, Johan (2013-14—2016-17)	177	22	26	48	78	22
Lawson, Danny (1971-72)	78	10	6	16	15	9
Ledyard, Grant (1988-89—1992-93)	240	18	71	89	181	3
Legwand, David (2015-16)	79	5	9	14	14	17
Lehner, Robin (2015-16—2016-17)	80	0	2	2	14	40
Leino, Ville (2012-13—2013-14)	137	10	36	46	32	23
Lemieux, Real (1973-74)	11	1	1	2	4	16
Leopold, Jordan (2010-11—2012-13)	174	25	42	67	78	3
Lever, Don (1985-86—1986-87)	39	10	3	13	10	8, 20
Lieuwen, Nathan (2013-14)	7	0	0	0	0	50
Lindback, Anders (2014-15)	16	0	0	0	4	35
Littman, David (1990-91—1991-92)	2	0	0	0	0	1, 34
Loewen, Darcy (1989-90—1991-92)	12	0	0	0	14	36
Logan, Bob (1986-87—1987-88)	38	10	5	15	0	26
Lorentz, Jim (1971-72—1977-78)	487	134	197	331	126	8
Luce, Don (1971-72—1980-81)	766	216	311	527	304	14, 20
Ludvig, Jan (1987-88—1988-89)	26	1	8	9	104	36
Ludzik, Steve (1989-90)	11	0	1	1	6	14
Lydman, Toni (2005-06—2009-10)	371	14	91	105	311	5

M

Player (Seasons)	GP	G	A	PTS	PIM	Unif. No.
MacArthur, Clarke (2006-07—2009-10)	187	41	38	79	127	41
Macdonald, Doug (1992-93—1994-95)	11	1	0	1	2	44
MacIntyre, Drew (2011-12)	2	0	0	0	0	31
Maguire, Kevin (1987-88—1989-90)	167	18	25	43	518	19
Mair, Adam (2002-03—2009-10)	498	35	70	105	701	22
Makarov, Andrey (2014-15)	1	0	0	0	0	1
Makela, Mikko (1990-91)	60	15	7	22	25	42
Malarchuk, Clint (1988-89—1991-92)	102	0	6	6	41	30
Malone, Sean (2016-17)	1	0	0	0	0	42
Maloney, Dave (1984-85)	52	1	21	22	41	26
Mancari, Mark (2006-07; 2008-09—2010-11)	36	3	10	13	22	25, 12
Marshall, Don (1970-71)	62	20	29	49	6	22
Martin, Rick (1971-72—1980-81)	681	382	313	695	475	7, 8, 9
Martin, Terry (1975-76—1978-79)	148	20	22	42	50	25
May, Brad (1991-92—1997-98)	425	67	89	156	1323	10, 48, 27

M

Player (Seasons)	GP	G	A	PTS	PIM	Unif. No.
McAdam, Gary (1975-76—1978-79; 1982-83)	227	40	45	85	76	12, 15, 32
McBain, Jamie (2013-14)	69	6	11	17	14	4
McCabe, Jake (2013-14—2016-17)	162	7	28	35	92	29
McClanahan, Rob (1979-80—1980-81)	66	5	17	22	38	15
McCormick, Cody (2010-11—2014-15)	201	11	22	33	293	8
McCourt, Dale (1981-82—1983-84)	119	41	56	97	22	7
McDonald, Brian (1970-71)	12	0	0	0	29	20
McGinn, Jamie (2015-16)	63	14	13	27	10	88
McIntosh, Paul (1974-75—1975-76)	47	0	2	2	66	3
McKay, Ray (1971-72—1972-73)	40	0	3	3	18	22, 24
McKee, Jay (1995-96—2005-06)	582	17	81	98	470	38, 74
McKegney, Tony (1978-79—1982-83)	363	127	141	268	117	8
McKenna, Sean (1981-82—1985-86)	237	56	53	109	120	12, 19, 23
McLlwain, Dave (1991-92)	5	0	0	0	2	20
McMahon, Mike (1970-71)	12	0	0	0	0	4
McMorrow, Sean (2002-03)	1	0	0	0	0	23
McNab, Peter (1973-74—1975-76)	154	49	59	108	26	16, 22, 24
McNabb, Brayden (2011-12; 2013-14)	37	1	7	8	21	81, 4, 4
McSheffrey, Bryan (1974-75)	3	0	0	0	0	15
McSween, Don (1987-88; 1989-90)	9	0	1	1	12	32, 39
Meehan, Gerry (1970-71—1974-75)	306	94	114	208	60	15
Melanson, Dean (1994-95)	5	0	0	0	4	3
Meszaros, Andrej (2014-15)	60	7	7	14	36	41
Metcalfe, Scott (1987-88—1989-90)	17	1	2	3	18	12, 32, 34
Mickey, Larry (1971-72—1974-75)	117	20	14	34	65	12, 21
Miller, Brad (1988-89—1991-92)	63	1	4	5	265	42, 44
Miller, Ryan (2002-03—2013-14)	540	0	9	9	24	30
Milley, Norm (2001-02—2003-04)	15	0	3	3	8	19
Mitchell, Torrey (2013-14—2014-15)	60	7	7	14	30	17
Mogilny, Alexander (1989-90—1994-95)	381	211	233	444	203	89
Moller, Mike (1980-81—1984-85)	127	13	27	40	41	9, 14, 29
Moller, Randy (1991-92—1993-94)	126	5	20	25	296	24
Molloy, Mitch (1989-90)	2	0	0	0	10	40
Mongrain, Bob (1979-80—1981-82; 1983-84—1984-85)	70	11	11	22	12	8, 25, 32
Montador, Steve (2009-10—2010-11)	151	10	39	49	158	4
Moore, Barrie (1995-96—1996-97)	34	2	6	8	18	38, 37
Moore, Dominic (2008-09)	18	1	3	4	23	17
Moravec, David (1999-00)	1	0	0	0	0	64
Morrison, Shaone (2010-11)	62	1	4	5	32	27
Moulson, Matt (2013-14—2016-17)	283	46	77	123	50	26
Muni, Craig (1993-94—1995-96)	160	2	18	20	167	5
Myers, Hap (1970-71)	13	0	0	0	6	25
Myers, Tyler (2009-10—2014-15)	365	45	106	151	256	57
Myre, Phil (1982-83)	5	0	0	0	2	33

N

Player (Seasons)	GP	G	A	PTS	PIM	Unif. No.
Napier, Mark (1986-87—1988-89)	128	26	30	56	41	65
Ndur, Rumun (1996-97—1997-98)	3	0	0	0	4	40
Nelson, Casey (2015-16—2016-17)	18	0	4	4	12	34
Neuvirth, Michal (2013-14—2014-15)	29	0	0	0	0	34
Nichol, Scott (1995-96; 1997-98)	5	0	0	0	14	45
Niedermayer, Rob (2010-11)	71	5	14	19	22	20
Nilsson, Anders (2016-17)	26	0	0	0	0	31
Noris, Joe (1973-74)	18	0	0	0	2	23
Noronen, Mika (2000-01—2005-06)	67	1	0	1	4	35
Novotny, Jiri (2005-06—2006-07)	64	8	8	16	26	13
Numminen, Teppo (2005-06—2008-09)	212	6	80	86	90	27
Nylander, Alexander (2016-17)	4	0	1	1	0	70

O

Player (Seasons)	GP	G	A	PTS	PIM	Unif. No.
O'Reilly, Cal (2015-16—2016-17)	31	3	5	8	2	19
O'Reilly, Ryan (2015-16—2016-17)	143	41	74	115	18	90
O'Shea, Kevin (1970-71—1971-72)	93	10	13	23	52	18
Okposo, Kyle (2016-17)	65	19	26	45	24	21
Omark, Linus (2013-14)	13	0	2	2	6	17
Orlando, Gates (1984-85—1986-87)	98	18	26	44	51	23
Ott, Steve (2012-13—2013-14)	107	18	26	44	148	9

P-Q

Player (Seasons)	GP	G	A	PTS	PIM	Unif. No.
Paetsch, Nathan (2005-06—2009-10)	157	7	34	41	108	38
Paiement, Wilf (1986-87)	56	20	17	37	108	27
Paille, Dan (2005-06—2009-10)	195	35	42	77	54	20
Pardy, Adam (2012-13)	17	0	4	4	14	27
Parker, Jeff (1986-87—1989-90)	137	16	19	35	161	28, 29
Parrish, Mark (2010-11)	2	0	0	0	0	10
Paslowski, Greg (1990-91)	12	2	1	3	4	12
Patrick, James (1998-99—2003-04)	345	23	51	74	104	3
Patrick, Steve (1980-81—1984-85)	152	21	34	55	125	26
Patterson, Colin (1991-92—1992-93)	88	8	10	18	52	17
Pearson, Scott (1994-95—1995-96)	41	6	1	7	87	33, 29
Peca, Michael (1995-96—1999-00)	363	96	121	217	352	27
Perreault, Gil (1970-71—1986-87)	1191	512	814	1326	500	11
Perry, Brian (1970-71)	1	0	0	0	0	19
Peters, Andrew (2003-04—2008-09)	200	4	3	7	557	76
Peterson, Brent (1981-82—1984-85)	265	43	63	106	180	20
Petrenko, Sergei (1993-94)	15	0	4	4	0	15
Pittis, Domenic (1998-99—1999-00; 2003-04)	15	1	0	1	12	83, 12, 28, 38
Plante, Derek (1993-94—1997-98)	354	87	134	221	114	26
Playfair, Larry (1978-79—1985-86; 1988-89—1989-90)	577	24	76	100	1390	27, 40
Pominville, Jason (2003-04—2012-13)	578	185	271	456	147	29
Porter, Kevin (2012-13—2013-14)	43	4	6	10	12	12
Pratt, Nolan (2007-08)	55	1	6	7	30	4
Pratt, Tracy (1970-71—1973-74)	210	2	39	41	399	3, 4
Presley, Wayne (1991-92—1994-95)	202	48	32	80	297	18
Priestley, Ken (1986-87—1989-90)	117	25	25	50	59	12, 56
Primeau, Wayne (1994-95—1999-00)	225	19	25	44	227	22, 76
Puppa, Daren (1985-86—1992-93)	215	0	14	14	30	31, 35
Pyatt, Taylor (2001-02—2005-06)	230	38	42	80	131	24
Pysyk, Mark (2012-13—2015-16)	125	5	21	26	50	53, 3

R

Player (Seasons)	GP	G	A	PTS	PIM	Unif. No.
Ramsay, Craig (1971-72—1984-85)	1070	252	420	672	201	10, 25
Ramsey, Mike (1979-80—1992-93)	911	73	256	329	924	5, 23
Ramsey, Wayne (1977-78)	2	0	0	0	0	32
Rasmussen, Erik (1997-98—2001-02)	281	33	46	79	179	9
Ray, Rob (1989-90—2002-03)	888	40	50	90	3189	32
Reekie, Joe (1985-86—1988-89)	104	3	15	18	190	27, 31, 55
Regehr, Robyn (2011-12—2012-13)	105	1	6	7	77	24
Reinhart, Sam (2015-16—2016-17)	167	40	50	90	18	23
Renaud, Mark (1983-84)	10	1	3	4	6	4
Richard, Jacques (1975-76—1976-77; 1978-79)	155	24	38	62	73	9
Richer, Bob (1972-73)	3	0	0	0	0	17
Ristolainen, Rasmus (2013-14—2016-17)	273	25	85	110	123	55
Rivet, Craig (2008-09—2010-11)	165	4	38	42	237	52
Robert, Rene (1971-72—1978-79)	524	222	330	552	401	7, 14, 23
Robertson, Geordie (1982-83)	5	1	2	3	7	15

R

Player (Seasons)	GP	G	A	PTS	PIM	Unif. No.
Robitaille, Mike (1971-72—1974-75)	170	8	46	54	122	3
Rodrigues, Evan (2015-16—2016-17)	32	5	3	8	4	71
Roloson, Dwayne (1998-99—1999-00)	32	0	0	0	0	30
Rombough, Doug (1972-73—1973-74)	51	8	9	17	27	22
Ronan, Ed (1996-97)	18	1	4	5	11	5
Roy, Derek (2003-04—2011-12)	549	161	266	427	331	9
Ruff, Lindy (1979-80—1988-89)	608	102	183	285	1126	22
Ruhwedel, Chad (2012-13—2015-16)	33	0	2	2	4	5
Russell, Phil (1985-86—1986-87)	18	2	5	7	24	26
Ruutu, Christian (1986-87—1991-92)	438	101	220	331	483	21
Ryan, Michael (2006-07—2007-08)	65	7	6	13	32	37

S

Player (Seasons)	GP	G	A	PTS	PIM	Unif. No.
Sanderson, Geoff (1997-98—1999-00)	168	29	36	65	64	80, 8
Sarich, Cory (1998-99—1999-00)	46	0	4	4	35	6
Satan, Miroslav (1996-97—2003-04)	578	224	232	456	233	18, 81
Sauve, Bob (1976-77—1984-85)	246	0	8	8	20	28
Sauve, Jean-Francois (1980-81—1982-83)	98	24	49	73	67	9, 21
Savage, Joel (1990-91)	3	0	1	1	0	38
Savard, Andre (1976-77—1982-83)	467	130	175	305	221	12
Schaller, Tim (2014-15—2015-16)	35	2	3	5	4	59
Schmautz, Cliff (1970-71)	26	5	7	12	10	7
Schneider, Cole (2015-16—2016-17)	6	0	1	1	0	10
Schock, Ron (1977-78)	40	4	4	8	0	21
Schoenfeld, Jim (1972-73—1981-82; 1984-85)	584	45	183	228	1025	6, 13
Schultz, Dave (1978-79—1979-80)	41	3	3	6	114	21
Scott, John (2012-13—2013-14)	90	1	0	1	194	32
Seiling, Ric (1977-78—1985-86)	664	176	200	376	524	16
Sejba, Jiri (1990-91)	11	0	2	2	8	23
Sekera, Andrej (2006-07—2012-13)	339	17	75	92	102	44
Semenov, Anatoli (1996-97)	25	2	4	6	2	93
Shack, Eddie (1970-71—1971-72)	106	36	31	67	127	23
Shannon, Darrin (1988-89—1991-92)	55	10	14	24	16	16, 26
Shannon, Darryl (1995-96—1998-99)	255	12	56	68	240	8, 29
Sheppard, Ray (1987-88—1989-90)	159	64	50	114	29	23
Shields, Steve (1995-96—1997-98)	31	0	0	0	23	31
Simon, Todd (1993-94)	15	0	1	1	0	17
Simpson, Craig (1993-94—1994-95)	45	12	15	27	34	17, 22
Skudra, Peter (2000-01)	1	0	0	0	0	34
Smehlik, Richard (1992-93—1994-95; 1996-97—2001-02)	589	47	135	182	399	42
Smith, Al (1975-76—1976-77)	21	0	0	0	0	31
Smith, C.J. (2016-17)	2	0	1	1	0	49
Smith, Derek (1976-77—1981-82)	244	65	98	163	38	16, 17, 19, 26
Smith, Doug (1985-86—1987-88)	162	35	54	89	296	15
Smith, Floyd (1970-71—1971-72)	83	6	12	18	48	17
Smith, Steve (1988-89)	3	0	0	0	0	24
Snuggerud, Dave (1989-90—1991-92)	215	26	46	72	109	18
Spacek, Jaroslav (2006-07—2008-09)	205	22	76	98	142	6
Spencer, Brian (1973-74—1976-77)	240	42	72	114	206	21
Stewart, Bill (1977-78—1978-79)	81	3	17	20	116	3
Stafford, Drew (2006-07—2014-15)	563	145	177	322	327	21
Stanfield, Fred (1974-75—1977-78)	248	42	73	115	16	17, 19
Stauber, Robb (1994-95)	6	0	0	0	0	35
Stewart, Chris (2013-14—2014-15)	66	11	14	25	69	80
Strachan, Tyson (2014-15)	46	0	5	5	44	24
Stuart, Colin (2010-11—2011-12)	5	0	0	0	2	23, 15
Suikkanen, Kai (1981-82—1982-83)	2	0	0	0	0	20, 23
Sulzer, Alexander (2011-12—2013-14)	57	6	8	14	24	52

S

Player (Seasons)	GP	G	A	PTS	PIM	Unif. No.
Sutton, Ken (1990-91—1994-95)	232	18	60	78	223	41
Svoboda, Petr (1991-92—1994-95)	139	5	49	54	260	7
Sweeney, Bob (1992-93—1994-95)	185	37	44	81	230	20, 33
Sylvester, Dean (1998-99)	1	0	0	0	0	46
Szczechura, Paul (2011-12)	9	1	3	4	4	58

T-U

Player (Seasons)	GP	G	A	PTS	PIM	Unif. No.
Talbot, Jean-Guy (1970-71)	57	0	7	7	36	24
Tallinder, Henrik (2001-02—2009-10; 2013-14)	516	22	94	116	312	10, 20
Tanti, Tony (1990-91—1991-92)	80	16	23	39	106	19
Taylor, Chris (1999-00—2003-04)	90	8	12	20	32	16
Tellqvist, Mikael (2008-09)	6	0	0	0	0	32
Terbenche, Paul (1970-71—1973-74)	118	2	19	21	20	3, 18, 23
Thibault, Jocelyn (2007-08)	12	0	0	0	0	35
Thomas, Scott (1992-93—1993-94)	39	3	3	6	23	21
Thorburn, Chris (2005-06)	2	0	1	1	7	47
Tidey, Alex (1976-77—1977-78)	3	0	0	0	0	19, 26
Titanic, Morris (1974-75—1975-76)	19	0	0	0	0	19
Torres, Raffi (2009-10)	14	0	5	5	2	17
Trapp, Doug (1986-87)	2	0	0	0	0	19
Trefilov, Andrei (1995-96—1996-97)	25	0	0	0	4	30
Tropp, Corey (2011-12; 2013-14)	43	3	6	9	20	78
Tsygurov, Denis (1993-94—1994-95)	12	0	0	0	12	29
Tsyplakov, Vladimir (1999-00—2000-01)	70	13	20	33	20	29
Tucker, John (1983-84—1990-91)	345	116	154	270	142	7
Turnbull, Travis (2011-12)	3	1	0	1	5	65
Turgeon, Pierre (1987-88—1991-92)	322	122	201	323	119	77
Ullmark, Linus (2015-16—2016-17)	21	0	0	0	0	35

V

Player (Seasons)	GP	G	A	PTS	PIM	Unif. No.
Vaive, Rick (1988-89—1991-92)	190	74	62	136	226	12, 22
Van Boxmeer, John (1979-80—1982-83)	294	49	166	215	239	4, 5
Vanek, Thomas (2005-06—2013-14)	598	254	243	497	362	26
Varada, Vaclav (1995-96—2002-03)	376	46	98	144	326	9, 25
Varone, Philip (2013-14—2015-16)	42	5	4	9	16	84
Verret, Claude (1983-84—1984-85)	14	2	5	7	2	21
Virta, Hannu (1981-82—1985-86)	245	25	101	126	66	3, 23

W-Y

Player (Seasons)	GP	G	A	PTS	PIM	Unif. No.
Wakaluk, Darcy (1988-89; 1990-91)	22	0	0	0	2	35
Walsh, Jim (1981-82)	4	0	1	1	4	28
Ward, Dixon (1995-96—1999-00)	307	56	80	136	169	15, 17
Warrener, Rhett (1998-99—2002-03)	266	9	33	42	363	4
Watson, Jim (1970-71—1971-72)	144	4	15	19	248	2
Weber, Mike (2007-08—2008-09; 2011-12—2015-16)	341	9	44	53	409	34, 4, 6
Wells, Jay (1989-90—1991-92)	85	3	12	15	243	24
Whitmore, Derek (2011-12)	2	0	0	0	0	71
Wiemer, Jim (1983-84—1984-85)	74	8	17	25	52	19
Wilson, Mike (1995-96—1998-99)	231	11	23	34	187	4, 34
Wood, Randy (1991-92—1993-94)	236	60	57	117	213	19, 15
Woolley, Jason (1997-98—2002-03)	365	40	125	165	258	5
Wyrozub, Randy (1970-71—1973-74)	100	8	10	18	10	14, 16, 24, 26

Z

Player (Seasons)	GP	G	A	PTS	PIM	Unif. No.
Zadorov, Nikita (2013-14—2014-15)	67	4	12	16	55	61, 51
Zaine, Rod (1971-72)	24	2	1	3	4	14, 22
Zhitnik, Alexei (1994-95—2003-04)	712	55	234	289	822	4, 44
Zubrus, Dainius (2006-07)	19	4	4	8	12	15

Any player who dressed in at least one Sabres regular-season or playoff game in his career is listed above. Eleven players have dressed but never played a game for Buffalo: #27 - Tim Regan (1973-74); #31 - Jim Weaver (1978-79); #30 - Jari Paavola (1981-82); #35 - Mike Craig (1984-85); #34 - Kenton Rein (1987-88); #33 - Bill Pye (1992-93); #30 - Markus Ketterer (1993-94 & 1994-95); #68 - Scott Buhler (1996-97); #50 - Michael Leighton (2005-06); #35 - Ryan Vinz (2013-14); #41 - Jaroslav Halak (2013-14).

Michel Deziel is the only Sabre to have played in a playoff game without participating in a regular-season game.

ALL-TIME GOALTENDER STATS

GOALTENDER	GP	MIN	GA	SO	GAA	W	L	T/OTL
Barrasso, Tom	266	15,463	843	13	3.28	124	102	28
Biron, Martin	300	16,775	707	18	2.53	134	115	29
Blue, John	5	255	15	0	3.53	2	2	0
Bromley, Gary	63	2,334	184	4	3.20	29	17	14
Cloutier, Jacques	144	7,452	459	1	3.70	50	58	15
Conklin, Ty	5	227	13	0	3.43	1	2	0
Crozier, Roger	202	10,980	591	10	3.23	74	76	29
Daley, Joe	38	2,073	128	1	3.70	12	16	8
Desjardins, Gerry	116	6,802	319	5	2.81	66	30	18
Draper, Tom	37	2,067	116	1	3.37	15	15	5
Dryden, Dave	120	6,440	328	5	3.06	43	45	20
Edwards, Don	307	17,969	869	14	2.90	156	83	61
Eliot, Darren	2	67	7	0	6.27	0	0	0
Enroth, Jhonas	118	6,629	323	4	2.92	38	56	14
Essensa, Bob	9	350	17	0	2.91	0	5	0
Farr, Rocky	19	722	42	0	3.49	2	6	8
Fuhr, Grant	64	3,600	216	2	3.60	25	29	5
Hackett, Matt	13	676	40	0	3.55	1	10	2
Harrison, Paul	6	229	14	0	3.67	2	1	1
Hasek, Dominik	491	28,664	1062	55	2.22	234	172	70
Ireland, Randy	2	30	3	0	6.00	0	0	0
Johnson, Chad	45	2,591	102	1	2.36	22	16	4
Kasdorf, Jason	1	60	4	0	4.00	0	1	0
Knapp, Connor	2	77	4	0	3.12	0	0	1
Lalime, Patrick	47	2,516	125	0	2.98	9	26	5
Lehner, Robin	80	4,570	200	3	2.63	28	35	13
Lieuwen, Nathan	7	363	18	0	2.97	1	4	0
Lindback, Anders	16	891	41	0	2.76	4	8	2
Littman, David	2	96	7	0	4.37	0	1	0
MacIntyre, Drew	2	43	1	0	1.40	0	0	0
Makarov, Andrey	1	60	3	0	3.00	0	1	0
Malarchuk, Clint	102	5,692	323	2	3.40	39	39	16
Miller, Ryan	540	31,661	1,370	28	2.60	284	186	57
Myre, Phil	5	300	21	0	4.20	3	2	0
Neuvirth, Michal	29	1,661	82	0	2.96	6	19	3
Nilsson, Anders	26	1,484	66	1	2.67	10	10	4
Noronen, Mika	67	3,305	153	3	2.78	22	31	6
Puppa, Daren	215	11,763	668	5	3.41	96	68	28
Roloson, Dwayne	32	1,588	74	1	2.79	7	15	5
Sauve, Bob	246	14,063	752	7	3.20	113	76	39
Shields, Steve	31	1,649	80	0	2.91	7	14	6
Skudra, Peter	1	0:27	0	0	0.00	0	0	0
Smith, Al	21	1,105	62	0	3.37	9	6	2
Stauber, Robb	6	317	20	0	3.79	2	3	0
Tellqvist, Mikael	6	229	9	0	2.35	2	1	0
Thibault, Jocelyn	12	507	28	2	3.31	3	4	2
Trefilov, Andrei	25	1,253	74	0	3.54	8	10	1
Ullmark, Linus	21	1,189	52	0	2.62	8	11	2
Wakaluk, Darcy	22	844	50	0	3.55	5	8	3

ALL-TIME POWER PLAY AND PENALTY KILLING

YEAR	PP OPP.	PPG	PP%	RANK	TS	PPGA	PK%	RANK	SHG	SHGA
1970-71	298	56	18.8	6	302	56	81.5	9	5	12
1971-72	308	57	18.5	8	281	56	80.1	8	1	7
1972-73	270	52	19.2	7	241	35	85.5	2	5	5
1973-74	256	48	18.5	8	237	42	82.3	3	5	12
1974-75	303	83	27.4	3	326	56	82.8	4	17	5
1975-76	287	73	25.4	5	304	51	83.2	5	6	8
1976-77	262	60	22.9	4	274	38	86.1	2	6	7
1977-78	234	52	22.2	7	218	31	85.8	1	7	3
1978-79	267	55	20.6	13	258	55	78.7	8	9	4
1979-80	275	67	24.4	T-5	252	43	82.9	3	2	4
1980-81	310	73	23.5	10	268	44	83.6	1	9	10
1981-82	301	63	20.9	17	281	57	79.9	6	4	10
1982-83	311	67	21.5	16	274	48	82.5	2	12	9
1983-84	329	71	21.6	11	277	50	81.9	3	11	14
1984-85	322	76	23.6	T-7	295	52	82.4	T-1	9	5
1985-86	351	72	20.5	16	342	66	80.7	T-5	12	14
1986-87	364	68	18.7	17	355	86	75.8	18	5	9
1987-88	464	80	17.2	18	439	95	78.1	15	8	13
1988-89	380	78	20.5	13	410	86	79.0	12	7	12
1989-90	358	79	22.1	9	351	58	83.5	1	7	7
1990-91	400	73	18.3	14	367	62	83.1	5	15	8
1991-92	466	105	22.5	1	424	91	78.5	17	8	11
1992-93	467	95	20.3	10	437	72	83.5	T-2	13	17
1993-94	424	96	22.6	2	380	58	84.7	T-1	21	8
1994-95	242	45	18.6	11	220	32	85.5	3	13	7
1995-96	477	76	15.9	T-20	461	74	83.9	6	10	12
1996-97	326	43	13.2	26	364	59	83.8	13	16	4
1997-98	396	51	12.9	T-19	413	65	84.3	18	15	12
1998-99	363	49	13.5	21	399	55	86.2	7	6	7
1999-00	351	37	10.5	28	361	54	85.0	13	8	10
2000-01	373	60	16.1	T-17	334	40	88.0	1	6	5
2001-02	375	50	13.3	27	304	41	86.5	4	7	6
2002-03	354	51	14.4	20	363	53	85.4	6	8	11
2003-04	367	58	15.8	T-19	348	53	84.8	11	7	9
2005-06	477	101	21.2	3	439	59	86.6	2	10	17
2006-07	407	71	17.4	T-17	386	72	81.4	20	8	13
2007-08	366	66	18.0	14	333	56	83.2	T-10	9	8
2008-09	358	75	20.9	7	336	61	81.8	14	7	5
2009-10	313	55	17.6	17	284	38	86.6	2	4	3
2010-11	279	54	19.4	9	300	51	83.0	13	2	13
2011-12	258	44	17.0	T-16	257	47	81.7	19	5	7
2012-13	163	23	14.1	29	178	37	79.2	26	7	7
2013-14	256	36	14.1	29	274	51	81.4	20	5	5
2014-15	224	30	13.4	30	257	64	75.1	30	7	8
2015-16	254	48	18.9	12	218	38	82.6	9	6	6
2016-17	233	57	24.5	1	237	53	77.6	25	3	4

2005-06 (5-5)

DATE	GDG	LOSING GOALIE	SCORE
Oct. 13, 2005	Daniel Briere	John Grahame	BUF 4 at TBL 3
Nov. 22, 2005	Jaromir Jagr	Martin Biron	NYR 3 at BUF 2
Nov. 23, 2005	Ales Kotalik	Rick DiPietro	BUF 4 at NYI 3
Dec. 19, 2005	Maxim Afinogenov	Antero Niittymaki	BUF 2 at PHI 1
Dec. 29, 2005	Mats Sundin	Martin Biron	BUF 3 at TOR 4
Jan. 12, 2006	Geoff Sanderson	Martin Biron	PHX 2 at BUF 1
Feb. 4, 2006	Thomas Vanek	Dominik Hasek	OTT 1 at BUF 2
Feb. 12, 2006	Eric Staal	Ryan Miller	BUF 3 at CAR 4
Mar. 27, 2006	Petr Sykora	Ryan Miller	BUF 4 at NYR 5
Apr. 3, 2006	Maxim Afinogenov	J-S Aubin	BUF 3 at TOR 2

2006-07 (10-4)

DATE	GDG	LOSING GOALIE	SCORE
Oct. 4, 2006	Daniel Briere	Cam Ward	BUF 3 at CAR 2
Oct. 6, 2006	Maxim Afinogenov	Cristobal Huet	MTL 4 at BUF 5
Oct. 13, 2006	Ales Kotalik	Dominik Hasek	BUF 3 at DET 2
Oct. 28, 2006	Slava Kozlov	Ryan Miller	ATL 5 at BUF 4
Nov. 2, 2006	Ales Kotalik	Tim Thomas	BUF 5 at BOS 4
Dec. 1, 2006	Daniel Briere	Kevin Weekes	NYR 3 at BUF 4
Dec. 9, 2006	Thomas Vanek	Cristobal Huet	BUF 3 at MTL 2
Jan. 15, 2007	Marco Sturm	Ryan Miller	BUF 2 at BOS 3
Jan. 19, 2007	Ales Kotalik	Dany Sabourin	VAN 3 at BUF 4
Feb. 6, 2007	Daniel Briere	Kari Lehtonen	BUF 4 at ATL 3
Feb. 10, 2007	Ales Kotalik	Miikka Kiprusoff	CGY 2 at BUF 3
Feb. 17, 2007	Petr Tenkrat	Ryan Miller	BOS 4 at BUF 3
Feb. 22, 2007	Drew Stafford	Martin Gerber	OTT 5 at BUF 6
Mar. 13, 2007	Sidney Crosby	Ryan Miller	BUF 4 at PIT 5

2007-08 (4-9)

DATE	GDG	LOSING GOALIE	SCORE
Dec. 22, 2007	Ales Kotalik	Martin Biron	BUF 6 at PHI 5
Dec. 28, 2007	Zach Parise	Ryan Miller	BUF 1 at NJD 2
Jan. 1, 2008	Sidney Crosby	Ryan Miller	PIT 2 at BUF 1
Jan. 8, 2008	Patrik Elias	Ryan Miller	BUF 1 at NJD 2
Jan. 10, 2008	Dean McAmmond	Jocelyn Thibault	BUF 2 at OTT 3
Jan. 12, 2008	Zach Parise	Ryan Miller	NJD 3 at BUF 2
Feb. 1, 2008	Eric Perrin	Jocelyn Thibault	BUF 4 at ATL 5
Feb. 6, 2008	Drew Stafford	Martin Brodeur	NJD 2 at BUF 3
Feb. 8, 2008	Phil Kessel	Ryan Miller	BOS 3 at BUF 2
Feb. 25, 2008	Daniel Briere	Ryan Miller	PHI 4 at BUF 3
Mar. 10, 2008	Scott Gomez	Ryan Miller	NYR 3 at BUF 2
Mar. 27, 2008	Derek Roy	Martin Gerber	BUF 4 at OTT 3
Apr. 1, 2008	Maxim Afinogenov	Andrew Raycroft	BUF 4 at TOR 3

2008-09 (8-5)

DATE	GDG	LOSING GOALIE	SCORE
Oct. 10, 2008	Ales Kotalik	Carey Price	MTL 1 at BUF 2
Oct. 18, 2008	Slava Kozlov	Patrick Lalime	BUF 2 at ATL 3
Oct. 21, 2008	Thomas Vanek	Manny Fernandez	BOS 2 at BUF 3
Oct. 25, 2008	Ryan Smyth	Ryan Miller	BUF 1 at COL 2
Dec. 27, 2008	Ales Kotalik	Joey MacDonald	NYI 3 at BUF 4
Jan. 9, 2009	Ales Kotalik	Stephen Valliquette	NYR 1 at BUF 2
Jan. 15, 2009	Jason Pominville	Marty Turco	BUF 5 at DAL 4
Jan. 19, 2009	Ales Kotalik	Tomas Vokoun	BUF 3 at FLA 2
Feb. 7, 2009	Mike Fisher	Ryan Miller	BUF 2 at OTT 3

2008-09 (8-5)

DATE	GDG	LOSING GOALIE	SCORE
Feb 13, 2009	Derek Roy	Evgeni Nabokov	SJS 5 at BUF 6
Feb. 26, 2009	Jussi Jokinen	Patrick Lalime	BUF 1 at CAR 2
Mar. 14, 2009	Brett Sterling	Patrick Lalime	ATL 4 at BUF 3
Mar. 28, 2009	Toni Lydman	Carey Price	BUF 4 at MTL 3

2009-10 (4-6)

DATE	GDG	LOSING GOALIE	SCORE
Oct. 24, 2009	Tyler Myers	Mike Smith	BUF 3 at TBL 2
Nov. 13, 2009	Jason Pominville	Miikka Kiprusoff	CGY 1 at BUF 2
Dec. 19, 2009	Kris Letang	Patrick Lalime	PIT 2 at BUF 1
Dec. 26, 2009	Alexei Kovalev	Ryan Miller	OTT 3 at BUF 2
Jan. 9, 2010	Matt Hendricks	Patrick Lalime	COL 4 at BUF 3
Jan. 16, 2010	Trent Hunter	Ryan Miller	BUF 2 at NYR 3
Jan. 21, 2010	Dustin Brown	Ryan Miller	BUF 3 at LAK 4
Jan. 27, 2010	Jochen Hecht	Martin Brodeur	NJD 1 at BUF 2
Feb. 9, 2010	David Krejci	Ryan Miller	BOS 3 at BUF 2
Mar. 24, 2010	Jason Pominville	Carey Price	MON 2 at BUF 3

2010-11 (5-1)

DATE	GDG	LOSING GOALIE	SCORE
Nov. 6, 2010	Tyler Ennis	J-S Giguere	BUF 3 at TOR 2
Nov. 10, 2010	Derek Roy	Johan Hedberg	BUF 5 at NJD 4
Dec. 4, 2010	Thomas Vanek	Brian Elliot	BUF 1 at OTT 0
Jan. 1, 2011	Tyler Ennis	Tim Thomas	BOS 6 at BUF 7
Feb. 15, 2011	Jochen Hecht	Carey Price	BUF 3 at MTL 2
Feb. 26, 2011	Pavel Datsyuk	Ryan Miller	DET 3 at BUF 2

2011-12 (7-7)

DATE	GDG	LOSING GOALIE	SCORE
Nov. 5, 2011	Derek Roy	Craig Anderson	BUF 3 at OTT 2
Nov. 14, 2011	Brad Boyes	Carey Price	BUF 3 at MTL 2
Nov. 23, 2011	Benoit Pouliot	Jhonas Enroth	BOS 4 at BUF 3
Dec. 31, 2011	Bobby Butler	Jhonas Enroth	OTT 3 at BUF 2
Jan. 24, 2012	Nathan Gerbe	Martin Brodeur	BUF 2 at NJD 1
Feb. 1, 2012	Ryan Callahan	Ryan Miller	NYR 1 at BUF 0
Feb. 4, 2012	Brad Boyes	Al Montoya	BUF 4 at NYI 3
Feb. 10, 2012	Nathan Gerbe	Kari Lehtonen	DAL 2 at BUF 3
Feb. 17, 2012	Max Pacioretty	Ryan Miller	MTL 4 at BUF 3
Feb. 24, 2012	Derek Roy	Tuukka Rask	BOS 1 at BUF 2
Mar. 10, 2012	Tyler Ennis	Ben Bishop	BUF 4 at OTT 3
Mar. 14, 2012	Peter Mueller	Ryan Miller	COL 5 at BUF 4
Mar. 17, 2012	Dmitry Kulikov	Ryan Miller	BUF 2 at FLA 3
Apr. 7, 2012	Patrice Bergeron	Jhonas Enroth	BUF 3 at BOS 4

2012-13 (7-4)

DATE	GDG	LOSING GOALIE	SCORE
Feb. 7, 2013	Jason Pominville	Peter Budaj	MTL 4 at BUF 5
Feb. 28, 2013	Thomas Vanek	Jose Theodore	BUF 4 at FLA 3
Mar. 2, 2013	Jason Pominville	Johan Hedberg	NJD 3 at BUF 4
Mar. 3, 2013	Rick Nash	Ryan Miller	BUF 2 at NYR 3
Mar. 7, 2013	David Clarkson	Ryan Miller	BUF 2 at NJD 3
Mar. 21, 2013	Steve Ott	James Reimer	TOR 4 at BUF 5
Mar. 28, 2013	Mike Santorelli	Ryan Miller	BUF 3 at FLA 5
Mar. 30, 2013	Matt Hendricks	Jhonas Enroth	WSH 4 at BUF 3
Apr. 7, 2013	Nathan Gerbe	Martin Brodeur	NJD 2 at BUF 3

2012-13 (7-4)

DATE	GDG	LOSING GOALIE	SCORE
Apr. 17, 2013	Drew Stafford	Anton Khudobin	BUF 3 at BOS 2
Apr. 26, 2013	Thomas Vanek	Evgeni Nabokov	NYI 1 at BUF 2

2013-14 (7-5)

DATE	GDG	LOSING GOALIE	SCORE
Oct. 15, 2013	Tyler Ennis	Evgeni Nabokov	BUF 4 at NYI 3
Nov. 5, 2013	Cody Hodgson	Antti Niemi	BUF 5 at SJS 4
Nov. 12, 2013	Matt Moulson	Ben Scrivens	LAK 2 at BUF 3
Dec. 10, 2013	Zemgus Girgensons	Robin Lehner	OTT 1 at BUF 2
Dec. 27, 2013	Joffrey Lupul	Ryan Miller	BUF 3 at TOR 4
Dec. 29, 2013	Steve Ott	Philipp Grubauer	WSH 1 at BUF 2
Jan. 9, 2014	Brad Boyes	Jhonas Enroth	FLA 2 at BUF 1
Jan. 12, 2014	Cody Hodgson	Philipp Grubauer	BUF 2 at WSH 1
Jan. 15, 2014	Joffrey Lupul	Ryan Miller	BUF 3 at TOR 4
Jan. 18, 2014	Ryan Johansen	Ryan Miller	CBJ 4 at BUF 3
Apr. 1, 2014	Ville Leino	Cory Schneider	NJD 2 at BUF 3
Apr. 13, 2014	Brock Nelson	Connor Knapp	NYI 4 at BUF 3

2014-15 (8-5)

DATE	GDG	LOSING GOALIE	SCORE
Oct. 14, 2014	Zemgus Girgensons	Cam Ward	BUF 4 at CAR 3
Nov. 2, 2014	Zemgus Girgensons	Jimmy Howard	DET 2 at BUF 3
Nov. 5, 2014	Pierre-Alexandre Parenteau	Michal Neuvirth	MTL 2 at BUF 1
Nov. 29, 2014	Brian Flynn	Dustin Tokarski	BUF 4 at MTL 3
Dec. 2, 2014	Cody Hodgson	Evgeni Nabokov	TBL 1 at BUF 2
Dec. 15, 2014	Matt Moulson	Robin Lehner	OTT 4 at BUF 5
Dec. 27, 2014	Tyler Ennis	Kevin Poulin	NYI 3 at BUF 4
Feb. 17, 2015	Scott Gomez	Michal Neuvirth	BUF 1 at NJD 2
Feb. 19, 2015	Brian Flynn	Ray Emery	BUF 3 at PHI 2
Feb. 22, 2015	Filip Forsberg	Michal Neuvirth	NSH 2 at BUF 1
Mar. 11, 2015	Tyler Bozak	Anders Lindback	BUF 3 at TOR 4
Mar. 16, 2015	Evgeny Kuznetsov	Anders Lindback	WSH 4 at BUF 3
Mar. 17, 2015	Tyler Ennis	Niklas Svedberg	BUF 2 at BOS 1

2015-16 (2-7)

DATE	GDG	LOSING GOALIE	SCORE
Oct. 21, 2015	Matt Moulson	Jonathan Bernier	TOR 1 at BUF 2
Nov. 19, 2015	Alexander Steen	Linus Ullmark	BUF 2 at STL 3
Dec. 1, 2015	Brad Richards	Linus Ullmark	BUF 4 at DET 5
Dec. 19, 2015	Patrick Kane	Chad Johnson	CHI 3 at BUF 2
Feb. 4, 2016	Ryan Spooner	Chad Johnson	BOS 3 at BUF 2
Feb. 16, 2016	Bobby Ryan	Robin Lehner	BUF 1 at OTT 2
Mar. 5, 2016	Jason Pominville	Robin Lehner	MIN 3 at BUF 2
Mar. 7, 2016	Sam Reinhart	Garret Sparks	BUF 4 at TOR 3
Mar. 29, 2016	Kris Letang	Chad Johnson	BUF 4 at PIT 5

2016-17 (2-6)

DATE	GDG	LOSING GOALIE	SCORE
Oct. 25, 2016	Claude Giroux	Anders Nilsson	BUF 3 at PHI 4
Nov. 9, 2016	Bobby Ryan	Robin Lehner	OTT 2 at BUF 1
Nov. 19, 2016	Cal O'Reilly	Marc-Andre Fleury	PIT 1 at BUF 2
Nov. 23, 2016	Thomas Vanek	Robin Lehner	DET 2 at BUF 1
Dec. 17, 2016	Lee Stempniak	Anders Nilsson	BUF 1 at CAR 2
Dec. 20, 2016	Vincent Trocheck	Robin Lehner	BUF 3 at FLA 4
Mar. 4, 2017	Brayden Point	Robin Lehner	TBL 2 at BUF 1
Mar. 17, 2017	Zemgus Girgensons	Jonathan Bernier	BUF 2 at ANA 1

ALL-TIME BUFFALO SHOOTERS

PLAYER	GOALS	ATTEMPTS	PCT	GDG
Thomas Vanek	20	54	37.0	6
Ales Kotalik	18	36	50.0	10
Jason Pominville	18	47	38.3	5
Tyler Ennis	15	43	34.9	6
Drew Stafford	13	41	31.7	3
Derek Roy	10	29	34.5	5
Daniel Briere	8	18	44.4	4
Matt Moulson	7	23	30.4	3
Maxim Afinogenov	6	14	42.9	4
Brad Boyes	5	12	41.7	2
Jochen Hecht	4	8	50.0	2
Nathan Gerbe	4	9	44.4	3
Zemgus Girgensons	4	14	28.6	4
Tim Connolly	4	23	17.4	0
Brian Flynn	3	5	60.0	2
Steve Ott	3	6	50.0	2
Sam Reinhart	3	8	37.5	1
Cody Hodgson	3	12	25.0	3
Brian Gionta	2	10	20.0	0
Toni Lydman	1	1	100.0	1
Rasmus Ristolainen	1	1	100.0	0
Cal O'Reilly	1	2	50.0	1
Henrik Tallinder	1	3	33.3	0
Ville Leino	1	4	25.0	1
Tyler Myers	1	4	25.0	1
Jack Eichel	1	9	11.1	0
Ryan O'Reilly	1	9	11.1	0
Luke Adam	0	1	0.0	0
Paul Byron	0	1	0.0	0
Cory Conacher	0	1	0.0	0
J.P. Dumont	0	1	0.0	0
Patrick Kaleta	0	1	0.0	0
Tim Kennedy	0	1	0.0	0
Jordan Leopold	0	1	0.0	0
Adam Mair	0	1	0.0	0
Evan Rodrigues	0	1	0.0	0
Chris Stewart	0	1	0.0	0
Philip Varone	0	1	0.0	0
Matt D'Agostini	0	2	0.0	0
Chris Drury	0	2	0.0	0
Linus Omark	0	2	0.0	0
Marcus Foligno	0	4	0.0	0
Evander Kane	0	5	0.0	0
Kyle Okposo	0	5	0.0	0
Clarke MacArthur	0	7	0.0	0

ALL-TIME BUFFALO GOALTENDERS

GOALTENDER	GA	SA	SV%	W-L
Ryan Miller	81	277	.708	49-30
Jhonas Enroth	17	67	.746	10-5
Chad Johnson	5	15	.667	2-3
Martin Biron	5	12	.583	2-3
Michal Neuvirth	8	16	.500	2-3
Anders Nilsson	6	18	.667	2-2
Nathan Lieuwen	2	9	.778	1-0
Anders Lindback	2	7	.714	1-2
Mika Noronen	1	1	.000	0-0
Connor Knapp	1	2	.500	0-1
Jocelyn Thibault	3	10	.700	0-2
Linus Ullmark	2	6	.667	0-2
Patrick Lalime	9	23	.609	0-5
Robin Lehner	12	14	.143	0-6

Most Wins in a Season: 10 (2006-07)

Fewest Losses in a season: 1 (2010-11)

Most shootouts: 14 (2006-07, 2011-12)

Longest Shootout: 11 rounds/22 shooters (1/9/10 vs. Colorado)



2017-18 BUFFALO SABRES MEDIA GUIDE

PLAYOFF HISTORY



ALL-TIME PLAYOFF SCORING PLAYOFF HISTORY

**A**

PLAYER	GP	G	A	PTS	PIM
Afinogenov, Maxim	49	10	13	23	22
Anderson, Shawn	5	0	1	1	4
Andersson, Mikael	1	1	0	1	0
Andreychuk, Dave	54	13	22	35	36
Arniel, Scott	16	2	1	3	13
Astley, Mark	2	0	0	0	0
Atkinson, Steve	1	0	0	0	0
Audette, Donald	61	15	23	38	36

B

PLAYER	GP	G	A	PTS	PIM
Barnaby, Matthew	27	7	11	18	79
Barnes, Stu	39	14	7	21	10
Barrasso, Tom	12	0	0	0	9
Bodger, Doug	42	6	18	24	25
Boland, Michael	3	1	0	1	2
Boucher, Philippe	7	1	1	2	2
Boughner, Bob	25	0	5	5	24
Boyes, Brad	7	1	0	1	0
Breitenbach, Ken	8	0	1	1	4
Briere, Daniel	34	11	23	34	28
Brown, Curtis	52	14	11	25	34
Burridge, Randy	12	5	1	6	2
Butler, Chris	7	0	1	1	10

C

PLAYER	GP	G	A	PTS	PIM
Campbell, Brian	34	3	10	13	26
Carney, Keith	15	0	6	6	6
Carriere, Larry	23	0	3	3	40
Cloutier, Jacques	4	0	0	0	0
Cloutier, Real	2	0	0	0	0
Connolly, Tim	36	5	18	23	8
Corkum, Bob	14	2	0	2	6
Crozier, Roger	9	0	1	1	2
Cunneyworth, Randy	3	0	0	0	0
Cyr, Paul	18	3	6	9	21

D

PLAYER	GP	G	A	PTS	PIM
Davis, Mal	7	1	0	1	0
Dawe, Jason	22	4	3	7	18
Desjardins, Gerry	25	0	0	0	4
Deziel, Michel	1	0	0	0	0
Donnelly, Gord	6	0	1	1	0
Draper, Tom	7	0	0	0	0
Drury, Chris	34	17	14	31	12
Dryden, Dave	2	0	0	0	0
Dudley, Rick	25	7	2	9	69
Dumont, J.P.	31	11	10	21	22
Dunn, Richie	27	2	14	16	16

E

PLAYER	GP	G	A	PTS	PIM
Edwards, Don	31	0	0	0	7

E

PLAYER	GP	G	A	PTS	PIM
Ellis, Matt	4	1	0	1	0
Ennis, Tyler	13	3	5	8	4
Enroth, Jhonas	1	0	0	0	0
Errey, Bob	4	0	1	1	10

F

PLAYER	GP	G	A	PTS	PIM
Fenyves, Dave	11	0	0	0	9
Fitzpatrick, Rory	11	0	4	4	16
Fogolin, Lee	30	0	6	6	58
Foligno, Mike	39	13	11	24	143
Franceschetti, Lou	6	1	0	1	2
Fuhr, Grant	8	0	0	0	2

G

PLAYER	GP	G	A	PTS	PIM
Galley, Garry	17	0	9	9	18
Gare, Danny	58	23	21	44	147
Gaustad, Paul	38	0	8	8	37
Gerbe, Nathan	9	3	1	4	18
Gillies, Clark	5	0	1	1	25
Gilmour, Doug	18	2	5	7	12
Gagnani, Marc-Andre	7	1	6	7	4
Grand-Pierre, Jean-Luc	4	0	0	0	4
Gratton, Chris	18	6	5	11	14
Gratton, Norm	6	0	1	1	2
Grier, Mike	31	5	6	11	4
Grosek, Michal	40	9	11	20	64
Guevremont, Jocelyn	40	4	17	21	18

H-I

PLAYER	GP	G	A	PTS	PIM
Hajt, Bill	80	2	16	18	70
Halkidis, Bob	8	0	0	0	41
Haller, Kevin	6	1	4	5	10
Hamel, Gilles	18	2	5	7	8
Hannan, Dave	27	4	3	7	28
Harris, Hugh	3	0	0	0	0
Harrison, Paul	1	0	0	0	0
Hartman, Mike	19	0	0	0	104
Hasek, Dominik	68	0	2	2	24
Hawerchuk, Dale	30	9	25	34	16
Haworth, Alan	10	4	5	9	4
Hecht, Jochen	32	6	8	14	18
Heinze, Steve	13	3	4	7	10
Hess, Robert	1	1	0	1	0
Hillman, Larry	6	0	0	0	8
Hogue, Benoit	13	3	1	4	37
Holland, Jason	1	0	0	0	0
Holzinger, Brian	52	11	18	29	61
Horton, Tim	6	0	1	1	4
Houlder, Bill	8	0	2	2	4
Housley, Phil	35	10	17	27	22
Huddy, Charlie	3	0	0	0	0

ALL-TIME PLAYOFF SCORING
PLAYOFF HISTORY

J

PLAYER	GP	G	A	PTS	PIM
James, Val	3	0	0	0	0
Janik, Doug	5	1	0	1	2
Jillson, Jeff	4	0	0	0	0
Johansson, Calle	6	0	1	1	0
Juneau, Joe	20	3	8	11	10

K

PLAYER	GP	G	A	PTS	PIM
Kaleta, Patrick	12	2	3	5	28
Kalinin, Dmitri	37	2	7	9	20
Kennedy, Dean	8	1	2	3	29
Kennedy, Tim	6	1	2	3	4
Khmylev, Yuri	20	7	5	12	20
Korab, Jerry	46	7	14	21	69
Kotalik, Ales	34	6	9	15	16
Kowal, Joe	2	0	0	0	0
Krupp, Uwe	23	1	2	3	29
Kruse, Paul	11	1	0	1	8

L

PLAYER	GP	G	A	PTS	PIM
LaFontaine, Pat	19	12	15	27	6
Lambert, Yvon	4	3	0	3	2
Ledyard, Grant	19	4	5	9	20
Leopold, Jordan	5	0	1	1	4
Lorentz, Jim	37	11	9	20	22
Luce, Don	62	17	19	36	46
Lydman, Toni	40	3	7	10	38

M

PLAYER	GP	G	A	PTS	PIM
Maguire, Kevin	10	0	0	0	86
Mair, Adam	25	2	5	7	14
Malarchuk, Clint	5	0	1	1	2
Maloney, Dave	1	0	0	0	0
Mancari, Mark	1	0	0	0	0
Martin, Rick	62	24	29	53	74
Martin, Terry	11	2	2	4	10
May, Brad	36	3	8	11	59
McAdam, Gary	15	3	2	5	7
McClanahan, Rob	15	0	2	2	17
McCormick, Cody	10	1	2	3	16
McCourt, Dale	14	5	5	10	4
McIntosh, Paul	2	0	0	0	7
McKee, Jay	51	3	6	9	60
McKegney, Tony	38	11	9	20	10
McKenna, Sean	8	1	1	2	2
McNab, Peter	25	2	6	8	4
Meehan, Gerry	6	0	1	1	0
Mickey, Larry	6	1	0	1	5
Miller, Ryan	47	0	1	1	6
Mogilny, Alexander	31	14	16	30	18
Moller, Mike	3	0	1	1	0
Moller, Randy	14	0	2	2	16

M

PLAYER	GP	G	A	PTS	PIM
Mongrain, Bob	11	1	2	3	2
Montador, Steve	12	1	1	2	12
Morrisonn, Shaone	1	0	0	0	2
Muni, Craig	12	0	1	1	6
Myers, Tyler	13	2	5	7	20
Myre, Phil	1	0	0	0	0

N

PLAYER	GP	G	A	PTS	PIM
Napier, Mark	9	1	3	4	0
Niedermayer, Rob	7	1	3	4	2
Novotny, Jiri	4	0	0	0	0
Numminen, Teppo	28	1	5	6	8
Orlando, Gates	5	0	4	4	14

P

PLAYER	GP	G	A	PTS	PIM
Paetsch, Nathan	1	0	0	0	0
Paille, Daniel	1	0	0	0	0
Parker, Jeff	5	1	2	3	28
Patrick, James	38	0	2	2	14
Patrick, Steve	8	0	1	1	6
Patterson, Colin	13	1	1	2	2
Pearson, Scott	5	0	0	0	4
Peca, Michael	49	8	13	21	38
Perreault, Gilbert	90	33	70	103	44
Peterson, Brent	22	2	3	5	50
Plante, Derek	30	5	9	14	14
Playfair, Larry	40	0	6	6	97
Pominville, Jason	45	12	16	28	12
Pratt, Tracy	6	0	0	0	6
Presley, Wayne	27	9	5	14	42
Priestlay, Ken	14	0	0	0	21
Primeau, Wayne	42	4	7	11	18
Puppa, Daren	11	0	0	0	0
Pyatt, Taylor	14	0	5	5	10

R

PLAYER	GP	G	A	PTS	PIM
Ramsay, Craig	89	17	31	48	27
Ramsey, Mike	72	8	18	26	158
Rasmussen, Erik	27	2	5	7	22
Ray, Rob	55	3	2	5	169
Reekie, Joe	2	0	0	0	4
Richard, Jacques	12	2	1	3	7
Rivet, Craig	6	1	0	1	11
Robert, Rene	47	22	17	39	71
Robitaille, Mike	6	0	0	0	0
Roloson, Dwayne	4	0	0	0	0
Ronan, Ed	6	1	0	1	6
Roy, Derek	41	7	18	25	34
Ruff, Lindy	42	11	10	21	164
Ruutu, Christian	23	3	8	11	43

ALL-TIME PLAYOFF SCORING
PLAYOFF HISTORY

S

PLAYER	GP	G	A	PTS	PIM
Sanderson, Geoff	38	7	9	16	26
Satan, Miroslav	51	13	21	34	14
Sauve, Bob	23	0	0	0	2
Sauve, Jean Francois	7	2	2	4	0
Savard, Andre	45	5	11	16	40
Schock, Ron	2	0	0	0	0
Schoenfeld, Jim	75	3	13	16	151
Schultz, Dave	3	0	2	2	4
Seiling, Ric	55	14	14	28	31
Sekera, Andrej	8	1	0	1	11
Shannon, Darrin	14	1	3	4	8
Shannon, Darryl	29	4	7	11	16
Sheppard, Ray	7	1	2	3	2
Shields, Steve	10	0	0	0	9
Simon, Todd	5	1	0	1	0
Smehlik, Richard	83	1	14	15	38
Smith, Al	1	0	0	0	0
Smith, Derek	30	9	14	23	13
Smith, Doug	1	0	0	0	0
Snuggerud, Dave	12	1	3	4	6
Spacek, Jaroslav	16	0	0	0	10
Spencer, Brian	31	1	4	5	12
Stafford, Drew	20	3	4	7	6
Stanfeild, Fred	31	2	5	7	0
Stewart, Bill	9	0	3	3	0
Sutton, Ken	25	3	4	7	14
Svoboda, Petr	10	1	4	5	10
Sweeney, Bob	14	2	2	4	12
Sylvester, Dean	4	0	0	0	2

T-U

PLAYER	GP	G	A	PTS	PIM
Taylor, Chris	2	0	0	0	2
Terbenche, Paul	6	0	0	0	0
Tidey, Alex	2	0	0	0	0
Torres, Raffi	4	0	2	2	12
Trefilov, Andrei	1	0	0	0	0
Tsyplakov, Vladimir	14	1	1	2	8
Tucker, John	17	9	11	20	18
Turgeon, Pierre	23	12	13	25	14

V

PLAYER	GP	G	A	PTS	PIM
Vaive, Rick	17	7	5	12	20
Van Boxmeer, John	35	5	14	19	35
Vanek, Thomas	36	15	5	20	18
Varada, Vaclav	54	8	12	20	48
Virta, Hannu	17	1	3	4	6

W-Y

PLAYER	GP	G	A	PTS	PIM
Wakaluk, Darcy	2	0	0	0	2
Ward, Dixon	53	12	17	29	46
Warrener, Rhett	38	1	5	6	38
Weber, Mike	7	0	1	1	6
Wells, Jay	7	0	1	1	12
Wiemer, Jim	1	0	0	0	0
Wilson, Mike	25	0	2	2	15
Wood, Randy	21	3	5	8	10
Woolley, Jason	49	7	27	34	26

T-U

PLAYER	GP	G	A	PTS	PIM
Tallinder, Henrik	36	2	10	12	28
Tanti, Tony	12	2	3	5	12

Z

PLAYER	GP	G	A	PTS	PIM
Zhitnik, Alexei	70	6	21	27	138
Zubrus, Dainius	15	0	8	8	8

ALL-TIME PLAYOFF GOALTENDER STATS

PLAYER	GP	MIN	GA	EN	SO	GAA	W	L
Barrasso, Tom	12	661	46	1	0	4.18	3	8
Cloutier, Jacques	4	238	10	1	1	2.52	1	3
Crozier, Roger	9	541	25	1	0	2.77	5	4
Desjardins, Gerry	25	1383	75	1	0	3.25	11	11
Draper, Tom	7	433	19	0	1	2.63	3	6
Dryden, Dave	2	120	9	0	0	4.50	0	2
Edwards, Don	31	1859	98	3	1	3.16	13	18
Enroth, Jhonas	1	17	1	0	0	3.49	0	0
Fuhr, Grant	8	474	27	0	1	3.42	3	4
Harrison, Paul	1	26	1	0	0	2.31	0	0
Hasek, Dominik	68	4290	146	6	6	2.04	37	31
Malarchuk, Clint	5	305	22	0	0	4.33	2	4
Miller, Ryan	47	2945	121	4	3	2.47	25	22
Myre, Phil	1	57	7	0	0	7.37	0	0
Puppa, Daren	11	592	36	2	0	3.65	3	7
Roloson, Dwayne	4	139	10	1	0	4.31	1	1
Sauve, Bob	23	1268	59	1	4	2.79	13	9
Shields, Steve	10	570	26	3	1	2.74	4	7
Smith, Al	1	17	1	0	0	3.53	0	0
Trefilov, Andrei	1	5	0	0	0	0.00	0	0
Wakaluk, Darcy	2	37	2	0	0	3.22	0	1

1973

DATE	SCORE	GOALTENDERS	WINNING GOAL
April 4, 1973	@ Montreal 2, Buffalo 1	K. Dryden/D. Dryden	Cournoyer (MTL)
April 5, 1973	@ Montreal 7, Buffalo 3	K. Dryden/D. Dryden	Lapointe (MTL)
April 7, 1973	Montreal 5, @ Buffalo 2	K. Dryden/Crozier	Wilson (MTL)
April 8, 1973	@ Buffalo 5, Montreal 1	Crozier/K. Dryden	Perreault (BUF)
April 10, 1973	Buffalo 3, @ Montreal 2 (OT)	Crozier/K. Dryden	Robert (BUF)
April 12, 1973	Montreal 4, @ Buffalo 2	K. Dryden/Crozier	Lapointe (MTL)

(MONTREAL WINS SERIES 4 GAMES TO 2)

1975

DATE	SCORE	GOALTENDERS	WINNING GOAL
April 13, 1975	@ Buffalo 4, Chicago 1	Desjardins/Esposito	Perreault (BUF)
April 15, 1975	@ Buffalo 3, Chicago 1	Desjardins/Esposito	Dudley (BUF)
April 17, 1975	@ Chicago 5, Buffalo 4 (OT)	Esposito/Desjardins	Mikita (CHI)
April 20, 1975	Buffalo 6, @ Chicago 2	Desjardins/Esposito	R. Martin (BUF)
April 22, 1975	@ Buffalo 3, Chicago 1	Desjardins/Esposito	Robert (BUF)

(BUFFALO WINS SERIES 4 GAMES TO 1)

DATE	SCORE	GOALTENDERS	WINNING GOAL
April 27, 1975	@ Buffalo 6, Montreal 5 (OT)	Desjardins & Crozier/Dryden	Gare (BUF)
April 29, 1975	@ Buffalo 4, Montreal 2	Crozier/Dryden	Ramsay (BUF)
May 1, 1975	@ Montreal 7, Buffalo 0	Dryden/Crozier & Desjardins	Mahovich (MTL)
May 3, 1975	@ Montreal 8, Buffalo 2	Dryden/Desjardins	Lafleur (MTL)
May 6, 1975	@ Buffalo 5, Montreal 4 (OT)	Desjardins/Dryden	Robert (BUF)
May 8, 1975	Buffalo 4, @ Montreal 3	Desjardins/Dryden	Lorentz (BUF)

(BUFFALO WINS SERIES 4 GAMES TO 2)

DATE	SCORE	GOALTENDERS	WINNING GOAL
May 15, 1975	@ Philadelphia 4, Buffalo 1	Parent/Desjardins	Lonsberry (PHI)
May 18, 1975	@ Philadelphia 2, Buffalo 1	Parent/Desjardins	Clarke (PHI)
May 20, 1975	@ Buffalo 5, Philadelphia 4 (OT)	Crozier/Parent	Robert (BUF)
May 22, 1975	@ Buffalo 4, Philadelphia 2	Desjardins/Parent	Lorentz (BUF)
May 25, 1975	@ Philadelphia 5, Buffalo 1	Parent/Desjardins	Dornhoefer (PHI)
May 27, 1975	Philadelphia 2, @ Buffalo 0	Parent/Crozier	Kelly (PHI)

(PHILADELPHIA WINS SERIES 4 GAMES TO 2)

1976

DATE	SCORE	GOALTENDERS	WINNING GOAL
April 6, 1976	@ St. Louis 5, Buffalo 2	Staniowski/Desjardins	Patey (STL)
April 8, 1976	@ Buffalo 3, St. Louis 2 (OT)	Desjardins/Staniowski	Gare (BUF)
April 9, 1976	@ Buffalo 2, St. Louis 1 (OT)	Desjardins/Staniowski	Luce (BUF)

(BUFFALO WINS SERIES 2 GAMES TO 1)

DATE	SCORE	GOALTENDERS	WINNING GOAL
April 11, 1976	@ Buffalo 5, N.Y. Islanders 3	Desjardins/Resch & Smith	R. Martin (BUF)
April 13, 1976	@ Buffalo 3, N.Y. Islanders 2 (OT)	Desjardins/Smith	Gare (BUF)
April 15, 1976	@ N.Y. Islanders 5, Buffalo 3	Smith/Desjardins	MacMillan (NYI)
April 17, 1976	@ N.Y. Islanders 4, Buffalo 2	Smith/Desjardins	Potvin (NYI)
April 20, 1976	N.Y. Islanders 4, @ Buffalo 2	Smith/Desjardins	Marshall (NYI)
April 22, 1976	@ N.Y. Islanders 3, Buffalo 2	Smith/Desjardins	Gillies (NYI)

(N.Y. ISLANDERS WIN SERIES 4 GAMES TO 2)

1977

DATE	SCORE	GOALTENDERS	WINNING GOAL
April 5, 1977	@ Buffalo 4, Minnesota 2	Edwards/LoPresti	Korab (BUF)
April 7, 1977	Buffalo 7, @ Minnesota 1	Edwards/LoPresti & Smith	R. Martin (BUF)
(BUFFALO WINS SERIES 2 GAMES TO 0)			

DATE	SCORE	GOALTENDERS	WINNING GOAL
April 11, 1977	@ N.Y. Islanders 4, Buffalo 2	Smith/Edwards	Gillies (NYI)
April 13, 1977	@ N.Y. Islanders 4, Buffalo 2	Smith/Edwards	Gillies (NYI)
April 15, 1977	N.Y. Islanders 4, @ Buffalo 3	Smith/Edwards	Gillies (NYI)
April 17, 1977	N.Y. Islanders 4, @ Buffalo 3	Smith/Desjardins	MacMillan (NYI)
(N.Y. ISLANDERS WIN SERIES 4 GAMES TO 0)			

1978

DATE	SCORE	GOALTENDERS	WINNING GOAL
April 11, 1978	@ Buffalo 4, N.Y. Rangers 1	Edwards/Thomas	R. Martin (BUF)
April 13, 1978	@ N.Y. Rangers 4, Buffalo 3 (OT)	Davidson/Edwards	Murdoch (NYR)
April 15, 1978	@ Buffalo 4, N.Y. Rangers 1	Edwards/Thomas	Ramsay (BUF)
(BUFFALO WINS SERIES 2 GAMES TO 1)			

DATE	SCORE	GOALTENDERS	WINNING GOAL
April 17, 1978	@ Philadelphia 4, Buffalo 1	Parent/Edwards	Kelly (PHI)
April 19, 1978	@ Philadelphia 3, Buffalo 2	Parent/Edwards	MacLeish (PHI)
April 22, 1978	@ Buffalo 4, Philadelphia 1	Edwards/Parent	Perreault (BUF)
April 23, 1978	Philadelphia 4, @ Buffalo 2	Parent/Edwards	MacLeish (PHI)
April 25, 1978	@ Philadelphia 4, Buffalo 2	Parent/Edwards	Lonsberry (PHI)
(PHILADELPHIA WINS SERIES 4 GAMES TO 1)			

1979

DATE	SCORE	GOALTENDERS	WINNING GOAL
April 10, 1979	Pittsburgh 4, @ Buffalo 3	Herron/Sauve	Kindrachuk (PIT)
April 12, 1979	Buffalo 3, @ Pittsburgh 1	Sauve/Herron	Richard (BUF)
April 14, 1979	Pittsburgh 4, @ Buffalo 3 (OT)	Herron/Sauve	Ferguson (PIT)
(PITTSBURGH WINS SERIES 2 GAMES TO 1)			

1980

DATE	SCORE	GOALTENDERS	WINNING GOAL
April 8, 1980	@ Buffalo 2, Vancouver 1	Edwards/Bromley	Luce (BUF)
April 9, 1980	@ Buffalo 6, Vancouver 0	Sauve/Bromley & Hanlon	Ramsay (BUF)
April 11, 1980	@ Vancouver 5, Buffalo 4	Hanlon & Bromley/Edwards	Brasar (VAN)
April 12, 1980	Buffalo 3, @ Vancouver 1	Sauve/Bromley	Perreault (BUF)
(BUFFALO WINS SERIES 3 GAMES TO 1)			

DATE	SCORE	GOALTENDERS	WINNING GOAL
April 16, 1980	@ Buffalo 5, Chicago 0	Edwards/Esposito	Van Boxmeer (BUF)
April 17, 1980	@ Buffalo 6, Chicago 4	Sauve/Veisor	Gare (BUF)
April 19, 1980	Buffalo 2, @ Chicago 1	Edwards/Esposito	Dudley (BUF)
April 20, 1980	Buffalo 3, @ Chicago 2	Sauve/Esposito	Perreault (BUF)
(BUFFALO WINS SERIES 4 GAMES TO 0)			

DATE	SCORE	GOALTENDERS	WINNING GOAL
April 29, 1980	N.Y. Islanders 4, @ Buffalo 1	Smith/Edwards	Bossy (NYI)
May 1, 1980	N.Y. Islanders 2, @ Buffalo 1 (2OT)	Smith/Sauve	Nystrom (NYI)
May 3, 1980	@ N.Y. Islanders 7, Buffalo 4	Smith/Edwards	Henning (NYI)
May 6, 1980	Buffalo 7, @ N.Y. Islanders 4	Sauve/Smith & Resch	Smith (BUF)
May 8, 1980	@ Buffalo 2, N.Y. Islanders 0	Sauve/Resch	Van Boxmeer (BUF)
May 10, 1980	@ N.Y. Islanders 5, Buffalo 2	Smith/Sauve	Lorimer (NYI)
(N.Y. ISLANDERS WIN SERIES 4 GAMES TO 2)			

1981

DATE	SCORE	GOALTENDERS	WINNING GOAL
April 8, 1981	@ Buffalo 3, Vancouver 2 (OT)	Edwards/Brodeur	Haworth (BUF)
April 9, 1981	@ Buffalo 5, Vancouver 2	Edwards/Brodeur	Gare (BUF)
April 11, 1981	Buffalo 5, @ Vancouver 3	Edwards/Brodeur	Ruff (BUF)

(BUFFALO WINS SERIES 3 GAMES TO 0)

DATE	SCORE	GOALTENDERS	WINNING GOAL
April 16, 1981	Minnesota 4, @ Buffalo 3 (OT)	Meloche/Edwards	Payne (MIN)
April 17, 1981	Minnesota 5, @ Buffalo 2	Meloche/Edwards	Ciccarelli (MIN)
April 19, 1981	@ Minnesota 6, Buffalo 4	Meloche/Edwards	Broten (MIN)
April 20, 1981	Buffalo 5, @ Minnesota 4 (OT)	Edwards/Meloche	Ramsay (BUF)
April 22, 1981	Minnesota 4, @ Buffalo 3	Beaupre/Edwards	MacAdam (MIN)

(MINNESOTA WINS SERIES 4 GAMES TO 1)

1982

DATE	SCORE	GOALTENDERS	WINNING GOAL
April 7, 1982	@ Boston 3, Buffalo 1	Moffat/Edwards	Park (BOS)
April 8, 1982	@ Boston 7, Buffalo 3	Moffat/Harrison	Pederson (BOS)
April 10, 1982	@ Buffalo 5, Boston 2	Edwards/Moffat	Ramsay (BUF)
April 11, 1982	Boston 5, @ Buffalo 2	Moffat/Edwards	O'Reilly (BOS)

(BOSTON WINS SERIES 3 GAMES TO 1)

1983

DATE	SCORE	GOALTENDERS	WINNING GOAL
April 6, 1983	Buffalo 1, @ Montreal 0	Sauve/Wamsley	Peterson (BUF)
April 7, 1983	Buffalo 3, @ Montreal 0	Sauve/Wamsley & Sevigny	McCourt (BUF)
April 9, 1983	@ Buffalo 4, Montreal 2	Sauve/Wamsley	McKegney (BUF)

(BUFFALO WINS SERIES 3 GAMES TO 0)

DATE	SCORE	GOALTENDERS	WINNING GOAL
April 14, 1983	Buffalo 7, @ Boston 4	Sauve/Peeters	McKegney (BUF)
April 15, 1983	@ Boston 5, Buffalo 3	Peeters/Sauve	Bourque (BOS)
April 17, 1983	@ Buffalo 4, Boston 3	Sauve/Peeters	Ramsay (BUF)
April 18, 1983	Boston 6, @ Buffalo 2	Peeters/Sauve	Middleton (BOS)
April 20, 1983	@ Boston 9, Buffalo 0	Peeters/Sauve & Myre	Crowder (BOS)
April 22, 1983	@ Buffalo 5, Boston 3	Sauve/Peeters	Ruff (BUF)
April 24, 1983	@ Boston 3, Buffalo 2 (OT)	Peeters/Sauve	Park (BOS)

(BOSTON WINS SERIES 4 GAMES TO 3)

1984

DATE	SCORE	GOALTENDERS	WINNING GOAL
April 4, 1984	Quebec 3, @ Buffalo 2	Bouchard/Barrasso & Sauve	M. Stastny (QUE)
April 5, 1984	Quebec 6, @ Buffalo 2	Bouchard/Sauve & Barrasso	Savard (QUE)
April 7, 1984	@ Quebec 4, Buffalo 1	Bouchard/Barrasso	J.F. Sauve (QUE)

(QUEBEC WINS SERIES 3 GAMES TO 0)

1985

DATE	SCORE	GOALTENDERS	WINNING GOAL
April 10, 1985	@ Quebec 5, Buffalo 2	Gosselin/Barrasso	A. Stastny (QUE)
April 11, 1985	@ Quebec 3, Buffalo 2	Gosselin/Barrasso	Rochefort (QUE)
April 13, 1985	@ Buffalo 6, Quebec 4	Barrasso/Gosselin	Andreychuk (BUF)
April 14, 1985	@ Buffalo 7, Quebec 4	Barrasso/Bouchard	Andreychuk (BUF)
April 16, 1985	@ Quebec 6, Buffalo 5	Gosselin/Barrasso	Ashton (QUE)

(QUEBEC WINS SERIES 3 GAMES TO 2)

1988

DATE	SCORE	GOALTENDERS	WINNING GOAL
April 6, 1988	@ Boston 7, Buffalo 3	Lemelin/Barrasso & Puppa	Kluzak (BOS)
April 7, 1988	@ Boston 4, Buffalo 1	Lemelin/Barrasso	Shoebottom (BOS)
April 9, 1988	@ Buffalo 6, Boston 2	Barrasso/Moog	Tucker (BUF)
April 10, 1988	@ Buffalo 6, Boston 5 (OT)	Puppa/Lemelin	Tucker (BUF)
April 12, 1988	@ Boston 5, Buffalo 4	Lemelin/Puppa	Middleton (BOS)
April 14, 1988	Boston 5, @ Buffalo 2	Moog/Barrasso	Plett (BOS)

(BOSTON WINS SERIES 4 GAMES TO 2)**1989**

DATE	SCORE	GOALTENDERS	WINNING GOAL
April 5, 1989	Buffalo 6, @ Boston 0	Cloutier/Lemelin	Foligno (BUF)
April 6, 1989	@ Boston 5, Buffalo 3	Moog/Malarchuk	Carpenter (BOS)
April 8, 1989	Boston 4, @ Buffalo 2	Moog/Cloutier	Neely (BOS)
April 9, 1989	Boston 3, @ Buffalo 2	Lemelin/Cloutier	Neely (BOS)
April 11, 1989	@ Boston 4, Buffalo 1	Moog/Cloutier	Neufeld (BOS)

(BOSTON WINS SERIES 4 GAMES TO 1)**1990**

DATE	SCORE	GOALTENDERS	WINNING GOAL
April 5, 1990	@ Buffalo 4, Montreal 1	Puppa/Roy	Vaive (BUF)
April 7, 1990	Montreal 3, @ Buffalo 0	Roy/Puppa	Naslund (MTL)
April 9, 1990	@ Montreal 2, Buffalo 1 (OT)	Roy/Puppa	Skrudland (MTL)
April 11, 1990	Buffalo 4, @ Montreal 2	Puppa/Roy	Turgeon (BUF)
April 13, 1990	Montreal 4, @ Buffalo 2	Roy/Puppa	Richer (MTL)
April 15, 1990	@ Montreal 5, Buffalo 2	Roy/Puppa	Lemieux (MTL)

(MONTREAL WINS SERIES 4 GAMES TO 2)**1991**

DATE	SCORE	GOALTENDERS	WINNING GOAL
April 3, 1991	@ Montreal 7, Buffalo 5	Roy/Puppa & Wakaluk	Gilchrist (MTL)
April 5, 1991	@ Montreal 5, Buffalo 4	Roy/Puppa	Carbonneau (MTL)
April 7, 1991	@ Buffalo 5, Montreal 4	Malarchuk/Roy	Ramsey (BUF)
April 9, 1991	@ Buffalo 6, Montreal 4	Malarchuk/Roy & Racicot	Roy (BUF)
April 11, 1991	@ Montreal 4, Buffalo 3 (OT)	Roy/Malarchuk	Courtnall (MTL)
April 13, 1991	Montreal 5, @ Buffalo 1	Roy & Racicot/Malarchuk	Corson (MTL)

(MONTREAL WINS SERIES 4 GAMES TO 2)**1992**

DATE	SCORE	GOALTENDERS	WINNING GOAL
April 19, 1992	Buffalo 3, @ Boston 2	Draper/Moog	Bodger (BUF)
April 21, 1992	@ Boston 3, Buffalo 2 (OT)	Moog/Draper	Oates (BOS)
April 23, 1992	Boston 3, @ Buffalo 2	Moog/Draper	Oates (BOS)
April 25, 1992	Boston 5, @ Buffalo 4 (OT)	Moog/Draper	Donato (BOS)
April 27, 1992	Buffalo 2, @ Boston 0	Draper/Moog	LaFontaine (BUF)
April 29, 1992	@ Buffalo 9, Boston 3	Draper/Moog & Lemelin	May (BUF)
May 1, 1992	@ Boston 3, Buffalo 2	Moog/Draper	Reid (BOS)

(BOSTON WINS SERIES 4 GAMES TO 3)**1993**

DATE	SCORE	GOALTENDERS	WINNING GOAL
April 18, 1993	Buffalo 5, @ Boston 4 (OT)	Fuhr/Moog	Sweeney (BUF)
April 20, 1993	Buffalo 4, @ Boston 0	Fuhr/Moog & Blue	Presley (BUF)
April 22, 1993	@ Buffalo 4, Boston 3 (OT)	Fuhr/Blue	Khmylev (BUF)
April 24, 1993	@ Buffalo 6, Boston 5 (OT)	Fuhr & Hasek/Moog	May (BUF)

(BUFFALO WINS SERIES 4 GAMES TO 0)

1993 CONTINUED

DATE	SCORE	GOALTENDERS	WINNING GOAL
May 2, 1993	@ Montreal 4, Buffalo 3	Roy/Fuhr	Damphousse (MTL)
May 4, 1993	@ Montreal 4, Buffalo 3 (OT)	Roy/Fuhr	Carboneau (MTL)
May 6, 1993	Montreal 4, @ Buffalo 3 (OT)	Roy/Fuhr	Dionne (MTL)
May 8, 1993	Montreal 4, @ Buffalo 3 (OT)	Roy/Fuhr	Muller (MTL)

(MONTREAL WINS SERIES 4 GAMES TO 0)**1994**

DATE	SCORE	GOALTENDERS	WINNING GOAL
April 17, 1994	Buffalo 2, @ New Jersey 0	Hasek/Brodeur	Simon (BUF)
April 19, 1994	@ New Jersey 2, Buffalo 1	Brodeur/Hasek	Stevens (NJD)
April 21, 1994	New Jersey 2, @ Buffalo 1	Brodeur/Hasek	Albelin (NJD)
April 23, 1994	@ Buffalo 5, New Jersey 3	Hasek/Brodeur	Presley (BUF)
April 25, 1994	@ New Jersey 5, Buffalo 3	Brodeur/Hasek	Lemieux (NJD)
April 27, 1994	@ Buffalo 1, New Jersey 0 (4OT)	Hasek/Brodeur	Hannan (BUF)
April 29, 1994	@ New Jersey 2, Buffalo 1	Brodeur/Hasek	Lemieux (NJD)

(NEW JERSEY WINS SERIES 4 GAMES TO 3)**1995**

DATE	SCORE	GOALTENDERS	WINNING GOAL
May 7, 1995	@ Philadelphia 4, Buffalo 3 (OT)	Hextall/Hasek	Dykhuis (PHI)
May 8, 1995	@ Philadelphia 3, Buffalo 1	Hextall/Hasek	DiMaio (PHI)
May 10, 1995	@ Buffalo 3, Philadelphia 1	Hasek/Hextall	Presley (BUF)
May 12, 1995	Philadelphia 4, @ Buffalo 2	Hextall/Hasek	Desjardins (PHI)
May 14, 1995	@ Philadelphia 6, Buffalo 4	Hextall/Hasek	LeClair (PHI)

(PHILADELPHIA WINS SERIES 4 GAMES TO 1)**1997**

DATE	SCORE	GOALTENDERS	WINNING GOAL
April 17, 1997	@ Buffalo 3, Ottawa 1	Hasek/Tugnutt	Plante (BUF)
April 19, 1997	Ottawa 3, @ Buffalo 1	Tugnutt/Hasek	Duchesne (OTT)
April 21, 1997	Buffalo 3, @ Ottawa 2	Hasek & Shields/Tugnutt	Ward (BUF)
April 23, 1997	@ Ottawa 1, Buffalo 0 (OT)	Tugnutt/Shields	Alfredsson (OTT)
April 25, 1997	Ottawa 4, @ Buffalo 1	Tugnutt/Shields & Trefilov	Alfredsson (OTT)
April 27, 1997	Buffalo 3, @ Ottawa 0	Shields/Tugnutt	Holzinger (BUF)
April 29, 1997	@ Buffalo 3, Ottawa 2 (OT)	Shields/Tugnutt	Plante (BUF)

(BUFFALO WINS SERIES 4 GAMES TO 3)

DATE	SCORE	GOALTENDERS	WINNING GOAL
May 3, 1997	Philadelphia 5, @ Buffalo 3	Snow/Shields	Podein (PHI)
May 5, 1997	Philadelphia 2, @ Buffalo 1	Snow/Shields	Therien (PHI)
May 7, 1997	@ Philadelphia 4, Buffalo 1	Snow/Shields	Hawerchuk (PHI)
May 9, 1997	Buffalo 5, @ Philadelphia 4 (OT)	Shields/Snow	Ronan (BUF)
May 11, 1997	Philadelphia 6, @ Buffalo 3	Hextall/Shields	Zubrus (PHI)

(PHILADELPHIA WINS SERIES 4 GAMES TO 1)**1998**

DATE	SCORE	GOALTENDERS	WINNING GOAL
April 22, 1998	Buffalo 3, @ Philadelphia 2	Hasek/Burke	Audette (BUF)
April 24, 1998	@ Philadelphia 3, Buffalo 2	Burke/Hasek	LeClair (PHI)
April 27, 1998	@ Buffalo 6, Philadelphia 1	Hasek/Burke & Hextall	Grosek (BUF)
April 29, 1998	@ Buffalo 4, Philadelphia 1	Hasek/Burke	Satan (BUF)
May 1, 1998	Buffalo 3, @ Philadelphia 2 (OT)	Hasek/Burke	Grosek (BUF)

(BUFFALO WINS SERIES 4 GAMES TO 1)

1998 CONTINUED

DATE	SCORE	GOALTENDERS	WINNING GOAL
May 8, 1998	@ Buffalo 3, Montreal 2 (OT)	Hasek/Moog	Sanderson (BUF)
May 10, 1998	@ Buffalo 6, Montreal 3	Hasek/Moog & Thibault	Barnaby (BUF)
May 12, 1998	Buffalo 5, @ Montreal 4 (2OT)	Hasek/Thibault & Theodore	Peca (BUF)
May 14, 1998	Buffalo 3, @ Montreal 1	Hasek/Moog & Theodore	Audette (BUF)

(BUFFALO WINS SERIES 4 GAMES TO 0)

DATE	SCORE	GOALTENDERS	WINNING GOAL
May 23, 1998	Buffalo 2, @ Washington 0	Hasek/Kolzig	Grosek (BUF)
May 25, 1998	@ Washington 3, Buffalo 2 (OT)	Kolzig/Hasek	Krygier (WSH)
May 28, 1998	Washington 4, @ Buffalo 3 (OT)	Kolzig/Hasek	Bondra (WSH)
May 30, 1998	Washington 2, @ Buffalo 0	Kolzig/Hasek	Berube (WSH)
June 2, 1998	Buffalo 2, @ Washington 1	Hasek/Kolzig	Woolley (BUF)
June 4, 1998	Washington 3, @ Buffalo 2 (OT)	Kolzig/Hasek	Juneau (WSH)

(WASHINGTON WINS SERIES 4 GAMES TO 2)

1999

DATE	SCORE	GOALTENDERS	WINNING GOAL
April 21, 1999	Buffalo 2, @ Ottawa 1	Hasek/Tugnutt	Brown (BUF)
April 23, 1999	Buffalo 3, @ Ottawa 2 (2OT)	Hasek/Rhodes	Satan (BUF)
April 25, 1999	@ Buffalo 3, Ottawa 0	Hasek/Rhodes	Ward (BUF)
April 27, 1999	@ Buffalo 4, Ottawa 3	Hasek/Tugnutt	Zhitnik (BUF)

(BUFFALO WINS SERIES 4 GAMES TO 0)

DATE	SCORE	GOALTENDERS	WINNING GOAL
May 6, 1999	@ Boston 4, Buffalo 2	Dafoe/Hasek	Thornton (BOS)
May 9, 1999	Buffalo 3, @ Boston 1	Hasek/Dafoe	Brown (BUF)
May 12, 1999	@ Buffalo 3, Boston 2	Hasek/Dafoe	Ward (BUF)
May 14, 1999	@ Buffalo 3, Boston 0	Hasek/Dafoe	Zhitnik (BUF)
May 16, 1999	@ Boston 5, Buffalo 3	Dafoe/Hasek & Roloson	Khrstich (BOS)
May 18, 1999	@ Buffalo 3, Boston 2	Hasek/Dafoe	Brown (BUF)

(BUFFALO WINS SERIES 4 GAMES TO 2)

DATE	SCORE	GOALTENDERS	WINNING GOAL
May 23, 1999	Buffalo 5, @ Toronto 4	Roloson/Joseph	Sanderson (BUF)
May 25, 1999	@ Toronto 6, Buffalo 3	Joseph/Roloson	Perreault (TOR)
May 27, 1999	@ Buffalo 4, Toronto 2	Hasek & Roloson/Joseph	Barnes (BUF)
May 29, 1999	@ Buffalo 5, Toronto 2	Hasek/Joseph & Healy	Ray (BUF)
May 31, 1999	Buffalo 4, @ Toronto 2	Hasek/Joseph	Rasmussen (BUF)

(BUFFALO WINS SERIES 4 GAMES TO 1)

DATE	SCORE	GOALTENDERS	WINNING GOAL
June 8, 1999	Buffalo 3, @ Dallas 2 (OT)	Hasek/Belfour	Woolley (BUF)
June 10, 1999	@ Dallas 4, Buffalo 2	Belfour/Hasek	Hull (DAL)
June 12, 1999	Dallas 2, @ Buffalo 1	Belfour/Hasek	Nieuwendyk (DAL)
June 15, 1999	@ Buffalo 2, Dallas 1	Hasek/Belfour	Ward (BUF)
June 17, 1999	@ Dallas 2, Buffalo 0	Belfour/Hasek	Sydor (DAL)
June 19, 1999	Dallas 2, @ Buffalo 1 (3OT)	Belfour/Hasek	Hull (DAL)

(DALLAS WINS SERIES 4 GAMES TO 2)

2000

DATE	SCORE	GOALTENDERS	WINNING GOAL
April 13, 2000	@ Philadelphia 3, Buffalo 2	Boucher/Hasek	Gagne (PHI)
April 14, 2000	@ Philadelphia 2, Buffalo 1	Boucher/Hasek	Desjardins (PHI)
April 16, 2000	Philadelphia 2, @ Buffalo 0	Boucher/Hasek	LeClair (PHI)
April 18, 2000	@ Buffalo 3, Philadelphia 2 (OT)	Hasek/Boucher	Barnes (BUF)
April 20, 2000	@ Philadelphia 5, Buffalo 2	Boucher/Hasek	Langkow (PHI)

(PHILADELPHIA WINS SERIES 4 GAMES TO 1)**2001**

DATE	SCORE	GOALTENDERS	WINNING GOAL
April 11, 2001	Buffalo 2, @ Philadelphia 1	Hasek/Cechmanek	Gilmour (BUF)
April 14, 2001	Buffalo 4, @ Philadelphia 3 (OT)	Hasek/Cechmanek	McKee (BUF)
April 16, 2001	Philadelphia 3, @ Buffalo 2	Cechmanek/Hasek	Delmore (PHI)
April 17, 2001	@ Buffalo 4, Philadelphia 3 (OT)	Hasek/Cechmanek	Brown (BUF)
April 19, 2001	@ Philadelphia 3, Buffalo 1	Cechmanek/Hasek	Recchi (PHI)
April 21, 2001	@ Buffalo 8, Philadelphia 0	Hasek/Cechmanek & Boucher	Grafton (BUF)

(BUFFALO WINS SERIES 4 GAMES TO 2)

DATE	SCORE	GOALTENDERS	WINNING GOAL
April 26, 2001	Pittsburgh 3, @ Buffalo 0	Hedberg/Hasek	Lemieux (PIT)
April 28, 2001	Pittsburgh 3 @ Buffalo 1	Hedberg/Hasek	Ference (PIT)
April 30, 2001	Buffalo 4, @ Pittsburgh 1	Hasek/Hedberg	Woolley (BUF)
May 2, 2001	Buffalo 5, @ Pittsburgh 2	Hasek/Hedberg	Barnes (BUF)
May 5, 2001	@ Buffalo 3, Pittsburgh 2 (OT)	Hasek/Hedberg	Barnes (BUF)
May 8, 2001	@ Pittsburgh 3, Buffalo 2 (OT)	Hedberg/Hasek	Straka (PIT)
May 10, 2001	Pittsburgh 3, @ Buffalo 2 (OT)	Hedberg & Aubin/Hasek	Kasparaitis (PIT)

(PITTSBURGH WINS SERIES 4 GAMES TO 3)**2006**

DATE	SCORE	GOALTENDERS	WINNING GOAL
April 22, 2006	@ Buffalo 3, Philadelphia 2 (2OT)	Miller/Esche	Briere (BUF)
April 24, 2006	@ Buffalo 8, Philadelphia 2	Miller/Esche-Niitymaki	Kotalik (BUF)
April 26, 2006	@ Philadelphia 4, Buffalo 2	Esche/Miller	Forsberg (PHI)
April 28, 2006	@ Philadelphia 5, Buffalo 4	Esche/Miller	Forsberg (PHI)
April 30, 2006	@ Buffalo 3, Philadelphia 0	Miller/Esche	Connolly (BUF)
May 2, 2006	Buffalo 7, @ Philadelphia 1	Miller/Esche-Niitymaki	Kotalik (BUF)

(BUFFALO WINS SERIES 4 GAMES TO 2)

DATE	SCORE	GOALTENDERS	WINNING GOAL
May 5, 2006	Buffalo 7, @ Ottawa 6 (OT)	Miller/Emery	Drury (BUF)
May 8, 2006	Buffalo 2, @ Ottawa 1	Miller/Emery	Hecht (BUF)
May 10, 2006	@ Buffalo 3, Ottawa 2 (OT)	Miller/Emery	Dumont (BUF)
May 11, 2006	Ottawa 2, @ Buffalo 1	Emery/Miller	Redden (OTT)
May 13, 2006	Buffalo 3, @ Ottawa 2 (OT)	Miller/Emery	Pominville (BUF)

(BUFFALO WINS SERIES 4 GAMES TO 1)

DATE	SCORE	GOALTENDERS	WINNING GOAL
May 20, 2006	Buffalo 3, @ Carolina 2	Miller/Ward	McKee (BUF)
May 22, 2006	@ Carolina 4, Buffalo 3	Ward/Miller	Williams (CAR)
May 24, 2006	@ Buffalo 4, Carolina 3	Miller/Ward-Gerber	Kotalik (BUF)
May 26, 2006	Carolina 4, @ Buffalo 0	Gerber/Miller	Recchi (CAR)
May 28, 2006	@ Carolina 4, Buffalo 3 (OT)	Gerber-Ward/Miller	Stillman (CAR)
May 30, 2006	@ Buffalo 2, Carolina 1 (OT)	Miller/Ward	Briere (BUF)
June 1, 2006	@ Carolina 4, Buffalo 2	Ward/Miller	Brind'Amour (CAR)

(CAROLINA WINS SERIES 4 GAMES TO 3)

2007

DATE	SCORE	GOALTENDERS	WINNING GOAL
April 12, 2007	@ Buffalo 4, NY Islanders 1	Miller/Dubielewicz	Drury (BUF)
April 14, 2007	NY Islanders 3, @ Buffalo 2	DiPietro/Miller	Bergeron (NYI)
April 16, 2007	Buffalo 3, @ NY Islanders 2	Miller/DiPietro	Briere (BUF)
April 18, 2007	Buffalo 4, @ NY Islanders 2	Miller/DiPietro	Drury (BUF)
April 20, 2007	@ Buffalo 4, NY Islanders 3	Miller/DiPietro	Afinogenov (BUF)

(BUFFALO WINS SERIES 4 GAMES TO 1)

DATE	SCORE	GOALTENDERS	WINNING GOAL
April 25, 2007	@ Buffalo 5, NY Rangers 2	Miller/Lundqvist	Vanek (BUF)
April 27, 2007	@ Buffalo 3, NY Rangers 2	Miller/Lundqvist	Vanek (BUF)
April 29, 2007	@ NY Rangers 2, Buffalo 1 (OT)	Lundqvist/Miller	Rozsival (NYR)
May 1, 2007	@ NY Rangers 2, Buffalo 1	Lundqvist/Miller	Shanahan (NYR)
May 4, 2007	@ Buffalo 2, NY Rangers 1 (OT)	Miller/Lundqvist	Afinogenov (BUF)
May 6, 2007	Buffalo 5, @ NY Rangers 4	Miller/Lundqvist	Hecht (BUF)

(BUFFALO WINS SERIES 4 GAMES TO 2)

DATE	SCORE	GOALTENDERS	WINNING GOAL
May 10, 2007	Ottawa 5, @ Buffalo 2	Emery/Miller	Saprykin (OTT)
May 12, 2007	Ottawa 4, @ Buffalo 3 (2OT)	Emery/Miller	Corvo (OTT)
May 14, 2007	@ Ottawa 1, Buffalo 0	Emery/Miller	Alfredsson (OTT)
May 16, 2007	Buffalo 3, @ Ottawa 2	Miller/Emery	Drury (BUF)
May 19, 2007	Ottawa 3, @ Buffalo 2 (OT)	Emery/Miller	Alfredsson (OTT)

(OTTAWA WINS SERIES 4 GAMES TO 1)

2010

DATE	SCORE	GOALTENDERS	WINNING GOAL
April 15, 2010	@ Buffalo 2, Boston 1	Miller/Rask	Rivet (BUF)
April 17, 2010	Boston 5, @ Buffalo 3	Rask/Miller	Chara (BOS)
April 19, 2010	@ Boston 2, Buffalo 1	Rask/Miller	Bergeron (BOS)
April 21, 2010	@ Boston 3, Buffalo 2 (2OT)	Rask/Miller	Satan (BOS)
April 23, 2010	@ Buffalo 4, Boston 1	Miller/Rask	Pominville (BUF)
April 26, 2010	@ Boston 4, Buffalo 3	Rask/Miller	Satan (BOS)

(BOSTON WINS SERIES 4 GAMES TO 2)

2011

DATE	SCORE	GOALTENDERS	WINNING GOAL
April 14, 2011	Buffalo 1, @ Philadelphia 0	Miller/Bobrovsky	Kaleta (BUF)
April 16, 2011	@ Philadelphia 5, Buffalo 4	Boucher-Bobrovsky/Miller	Briere (PHI)
April 18, 2011	Philadelphia 4, @ Buffalo 2	Boucher/Miller	Zherdev (PHI)
April 20, 2011	@ Buffalo 1, Philadelphia 0	Miller/Boucher	Pominville (BUF)
April 22, 2011	Buffalo 4, @ Philadelphia 3 (OT)	Miller/Boucher-Leighton	Ennis (BUF)
April 24, 2011	Philadelphia 5, @ Buffalo 4 (OT)	Leighton-Boucher/Miller	Leino (PHI)
April 26, 2011	@ Philadelphia 5, Buffalo 2	Boucher/Miller-Enroth	van Riemsdyk (PHI)

(PHILADELPHIA WINS SERIES 4 GAMES TO 3)

OVERTIME HISTORY - PLAYOFFS

DATE	OPPONENT	SCORER	SCORE	TIME
April 10, 1973	@ Montreal	Rene Robert	3-2 BUF	9:18
April 17, 1975	@ Chicago	Stan Mikita	5-4 CHI	2:31
April 27, 1975	Montreal	Danny Gare	6-5 BUF	4:42
May 6, 1975	Montreal	Rene Robert	5-4 BUF	5:56
May 20, 1975	Philadelphia	Rene Robert	5-4 BUF	18:29
April 8, 1976	St. Louis	Danny Gare	3-2 BUF	11:43
April 9, 1976	St. Louis	Don Luce	2-1 BUF	14:27
April 13, 1976	N.Y. Islanders	Danny Gare	3-2 BUF	14:04
April 13, 1978	@ N.Y. Rangers	Don Murdoch	4-3 NYR	1:37
April 14, 1979	Pittsburgh	George Ferguson	4-3 PIT	0:47
May 1, 1980	N.Y. Islanders	Bob Nystrom	2-1 NYI	21:20
April 8, 1981	Vancouver	Alan Haworth	3-2 BUF	5:00
April 16, 1981	Minnesota	Steve Payne	4-3 MIN	0:22
April 20, 1981	@ Minnesota	Craig Ramsay	5-4 BUF	16:32
April 24, 1983	@ Boston	Brad Park	3-2 BOS	1:52
April 10, 1988	Boston	John Tucker	6-5 BUF	5:32
April 9, 1990	@ Montreal	Brian Skrudland	2-1 MTL	12:35
April 11, 1991	@ Montreal	Russ Courtnall	4-3 MTL	5:56
April 21, 1992	@ Boston	Adam Oates	3-2 BOS	11:14
April 25, 1992	Boston	Ted Donato	5-4 BOS	2:08
April 18, 1993	@ Boston	Bob Sweeney	5-4 BUF	11:03
April 22, 1993	Boston	Yuri Khmylev	4-3 BUF	1:05
April 24, 1993	Boston	Brad May	6-5 BUF	4:48
May 4, 1993	@ Montreal	Guy Carbonneau	4-3 MTL	2:50
May 6, 1993	Montreal	Gilbert Dionne	4-3 MTL	8:28
May 8, 1993	Montreal	Kirk Muller	4-3 MTL	11:37
April 27, 1994	New Jersey	Dave Hannan	1-0 BUF	65:43
May 7, 1995	@ Philadelphia	Karl Dykhuis	4-3 PHI	10:06
April 23, 1997	@ Ottawa	Daniel Alfredsson	1-0 OTT	2:34
April 29, 1997	Ottawa	Derek Plante	3-2 BUF	5:24
May 9, 1997	@ Philadelphia	Ed Ronan	5-4 BUF	6:24

OVERTIME HISTORY - PLAYOFFS

DATE	OPPONENT	SCORER	SCORE	TIME
May 1, 1998	@ Philadelphia	Michal Grosek	3-2 BUF	5:40
May 8, 1998	Montreal	Geoff Sanderson	3-2 BUF	2:37
May 12, 1998	@ Montreal	Michael Peca	5-4 BUF	21:24
May 25, 1998	@ Washington	Todd Krygier	3-2 WSH	3:01
May 28, 1998	Washington	Peter Bondra	4-3 WSH	9:37
June 4, 1998	Washington	Joe Juneau	3-2 WSH	6:24
April 23, 1999	@ Ottawa	Miroslav Satan	3-2 BUF	30:35
June 8, 1999	@ Dallas	Jason Woolley	3-2 BUF	15:30
June 19, 1999	Dallas	Brett Hull	2-1 DAL	54:51
April 18, 2000	@ Philadelphia	Stu Barnes	3-2 BUF	4:42
April 14, 2001	@ Philadelphia	Jay McKee	4-3 BUF	18:02
April 17, 2001	Philadelphia	Curtis Brown	4-3 BUF	6:13
May 5, 2001	Pittsburgh	Stu Barnes	3-2 BUF	8:34
May 8, 2001	@ Pittsburgh	Martin Straka	3-2 PIT	11:29
May 10, 2001	Pittsburgh	Darius Kasparitis	3-2 PIT	13:01
April 22, 2006	Philadelphia	Daniel Briere	3-2 BUF	27:31
May 5, 2006	@ Ottawa	Chris Drury	7-6 BUF	0:18
May 10, 2006	Ottawa	J-P Dumont	3-2 BUF	5:05
May 13, 2006	@Ottawa	Jason Pominville	3-2 BUF	2:26
May 28, 2006	@ Carolina	Cory Stillman	4-3 CAR	8:46
May 30, 2006	Carolina	Daniel Briere	2-1 BUF	4:22
April 29, 2007	@ NY Rangers	Michal Rozsival	2-1 NYR	36:43
May 4, 2007	NY Rangers	Maxim Afinogenov	2-1 BUF	4:39
May 12, 2007	Ottawa	Joe Corvo	4-3 OTT	24:58
May 19, 2007	Ottawa	Daniel Alfredsson	3-2 OTT	9:32
April 21, 2010	@ Boston	Miroslav Satan	3-2 BOS	27:41
April 22, 2011	@ Philadelphia	Tyler Ennis	4-3 BUF	5:31
April 24, 2011	Philadelphia	Ville Leino	5-4 PHI	4:43

The Sabres are 32-27 in overtime games during the playoffs (20-13 at home and 12-14 on road). Overtime goals have ended a Sabres playoff series 12 times (April 9, 1976; April 14, 1979; April 24, 1983; April 24, 1993; May 8, 1993; April 29, 1997; May 1, 1998; June 4, 1998; June 19, 1999; May 10, 2001; May 13, 2006 and May 19, 2007).

SABRES PLAYOFF HAT TRICKS

YEAR	NO.	PLAYER	OPPONENT	SCORE	DATE	PLACE	GOALIE(S)
1977 (1)	1.	Jim Lorentz	Minnesota	7-1 W	4-7-77	Minnesota	Pete LoPresti (2) Gary Smith (1)
1980 (1)	2.	Gilbert Perreault	N.Y. Islanders	7-4 W	5-6-80	New York	Billy Smith (2) Empty Net (1)
1985 (1)	3.	Dave Andreychuk	Quebec	7-4 W	4-14-85	Buffalo	Dan Bouchard
1988 (1)	4.	John Tucker*#	Boston	6-2 W	4-9-88	Buffalo	Andy Moog
1998 (1)	5.	Matthew Barnaby#	Montreal	6-3 W	5-10-98	Buffalo	Andy Moog (2) Empty Net (1)
2006 (2)	6.	J-P Dumont	Philadelphia	8-2 W	4-24-06	Buffalo	Robert Esche (3)**
	7.	Jason Pominville	Philadelphia	8-2 W	4-24-06	Buffalo	Antero Niittymaki (3)**

PLAYOFF HAT TRICKS AGAINST THE SABRES

YEAR	NO.	PLAYER	OPPONENT	SCORE	DATE	PLACE	GOALIE(S)
1973 (1)	1.	Yvan Cournoyer	Montreal	3-7 L	4-5-73	Montreal	Dave Dryden
1975 (1)	2.	Guy Lafleur	Montreal	0-7 L	5-1-75	Montreal	Roger Crozier (1) Gerry Desjardins (2)
1982 (1)	3.	Barry Pederson	Boston	3-7 L	4-8-82	Boston	Don Edwards

* - indicates 4-goal game.

- indicates three consecutive and uninterrupted goals (true or natural hat trick). Note: John Tucker's final three goals in a four-goal game vs. Boston on 4-9-88 (6-2 W) were consecutive and uninterrupted.

** - Esche allowed goals by Dumont (2) and Pominville (1); Niittymaki allowed goals by Dumont (1) and Pominville (2).

SABRES PLAYOFF SHUTOUTS

YEAR	NO.	GOALTENDER	OPPONENT	SCORE	DATE	PLACE	SAVES
1980 (3)	1.	Bob Sauve	Vancouver	6-0	4-9-80	Buffalo	22
	2.	Don Edwards	Chicago	5-0	4-16-80	Buffalo	17
	3.	Bob Sauve (2)	N.Y. Islanders	2-0	5-8-80	Buffalo	22
1983 (2)	4.	Bob Sauve (3)	Montreal	1-0	4-6-83	Montreal	24
	5.	Bob Sauve (4)	Montreal	3-0	4-7-83	Montreal	22
1989 (1)	6.	Jacques Cloutier	Boston	6-0	4-5-89	Boston	29
1992 (1)	7.	Tom Draper	Boston	2-0	4-27-92	Boston	28
1993 (1)	8.	Grant Fuhr	Boston	4-0	4-20-93	Boston	34
1994 (2)	9.	Dominik Hasek	New Jersey	2-0	4-17-94	New Jersey	30
	10.	Dominik Hasek (2)	New Jersey	1-0	4-27-94	Buffalo	70
1997 (1)	11.	Steve Shields	Ottawa	3-0	4-27-97	Ottawa	31
1998 (1)	12.	Dominik Hasek (3)	Washington	2-0	5-23-98	Washington	19
1999 (2)	13.	Dominik Hasek (4)	Ottawa	3-0	4-25-99	Buffalo	31
	14.	Dominik Hasek (5)	Boston	3-0	5-14-99	Buffalo	24
2001 (1)	15.	Dominik Hasek (6)	Philadelphia	8-0	4-21-01	Buffalo	24
2006 (1)	16.	Ryan Miller	Philadelphia	3-0	4-30-06	Buffalo	24
2011 (2)	17.	Ryan Miller (2)	Philadelphia	1-0	4-14-11	Philadelphia	35
	18.	Ryan Miller (3)	Philadelphia	1-0	4-20-11	Buffalo	32

NOTE: Figure in parentheses for goaltender indicates cumulative total with the Sabres in the playoffs.

PLAYOFF SHUTOUTS AGAINST THE SABRES

YEAR	NO.	GOALTENDER	OPPONENT	SCORE	DATE	PLACE	SAVES
1975 (2)	1.	Ken Dryden	Montreal	7-0	5-1-75	Montreal	27
	2.	Bernie Parent	Philadelphia	2-0	5-27-75	Buffalo	32
1983 (1)	3.	Pete Peeters	Boston	9-0	4-20-83	Boston	27
1990 (1)	4.	Patrick Roy	Montreal	3-0	4-7-90	Buffalo	26
1997 (1)	5.	Ron Tugnutt	Ottawa	1-0	4-23-97	Ottawa	17
1998 (1)	6.	Olaf Kolzig	Washington	2-0	5-30-98	Buffalo	30
1999 (1)	7.	Ed Belfour	Dallas	2-0	6-17-99	Dallas	23
2000 (1)	8.	Brian Boucher	Philadelphia	2-0	4-16-00	Buffalo	17
2001 (1)	9.	Johan Hedberg	Pittsburgh	3-0	4-26-01	Buffalo	25
2006 (1)	10.	Martin Gerber	Carolina	4-0	5-26-06	Buffalo	22
2007 (1)	11.	Ray Emery	Ottawa	1-0	5-14-07	Ottawa	15

NOTE: Figure in parentheses for goaltender indicates cumulative total against the Sabres in the playoffs.

GAMES PLAYED

PLAYER	TOT.
Gilbert Perreault	90
Craig Ramsay	89
Richard Smehlik	83
Bill Hajt	80
Jim Schoenfeld	75
Mike Ramsey	72
Alexei Zhitnik	70
Don Luce	62
Rick Martin	62
Donald Audette	61

GAME-WINNING GOALS

PLAYER	TOT.
Gilbert Perreault	5
Danny Gare	5
Chris Drury	4
Stu Barnes	4
Curtis Brown	4
Rick Martin	4
Craig Ramsay	4
Rene Robert	4
Dixon Ward	4
Seven players tied	3

GOALTENDER GAMES

PLAYER	TOT.
Dominik Hasek	68
Ryan Miller	47
Don Edwards	31
Gerry Desjardins	25
Bob Sauve	23
Tom Barrasso	12
Daren Puppa	11
Steve Shields	10
Roger Crozier	9
Grant Fuhr	8

GOALS

PLAYER	TOT.
Gilbert Perreault	33
Rick Martin	24
Danny Gare	23
Rene Robert	22
Chris Drury	17
Don Luce	17
Craig Ramsay	17
Donald Audette	15
Thomas Vanek	15
Five players tied	14

POWER-PLAY GOALS

PLAYER	TOT.
Rick Martin	12
Gilbert Perreault	10
Stu Barnes	8
Chris Drury	8
Danny Gare	8
Donald Audette	7
Pat LaFontaine	7
Rick Vaive	7
Thomas Vanek	7
Miroslav Satan	6

GOALTENDER WINS

PLAYER	TOT.
Dominik Hasek	37
Ryan Miller	25
Don Edwards	13
Bob Sauve	13
Gerry Desjardins	11
Roger Crozier	5
Steve Shields	4
Three players tied	3

ASSISTS

PLAYER	TOT.
Gilbert Perreault	70
Craig Ramsay	31
Rick Martin	29
Jason Woolley	27
Dale Hawerchuk	25
Daniel Briere	23
Donald Audette	23
Dave Andreychuk	22
Three players tied	21

SHORTHANDED GOALS

PLAYER	TOT.
Dixon Ward	3
Curtis Brown	2
Brian Holzinger	2
Don Luce	2
Wayne Presley	2
Craig Ramsay	2
14 players tied	1

GOALTENDER MINUTES

PLAYER	TOT.
Dominik Hasek	4,290
Ryan Miller	2,945
Don Edwards	1,859
Gerry Desjardins	1,383
Bob Sauve	1,268
Tom Barrasso	661
Daren Puppa	592
Steve Shields	570
Roger Crozier	541
Grant Fuhr	474

POINTS

PLAYER	TOT.
Gilbert Perreault	103
Rick Martin	53
Craig Ramsay	48
Danny Gare	44
Rene Robert	39
Donald Audette	38
Don Luce	36
Dave Andreychuk	35
Miroslav Satan	35
Three players tied	34

PENALTY MINUTES

PLAYER	TOT.
Rob Ray	169
Lindy Ruff	164
Mike Ramsey	158
Jim Schoenfeld	151
Danny Gare	147
Mike Foligno	143
Alexei Zhitnik	138
Mike Hartman	104
Larry Playfair	97
Kevin Maguire	86

SHUTOUTS

PLAYER	TOT.
Dominik Hasek	6
Bob Sauve	4
Ryan Miller	3
Jacques Cloutier	1
Tom Draper	1
Don Edwards	1
Grant Fuhr	1
Steve Shields	1

MOST PLAYOFF POINTS VS SABRES

PLAYER	GP	G	A	PTS
Ray Bourque	39	6	29	35
Rick Middleton	14	10	19	29
Barry Pederson	11	10	13	23
Adam Oates	17	4	18	22
Daniel Alfredsson	21	11	11	22
Rod Brind'Amour	22	11	11	22
Eric Desjardins	43	6	16	22
Mark Recchi	28	9	10	19
Stephane Richer	19	13	6	19
Bryan Trottier	16	3	14	17
Denis Potvin	16	5	12	17
Cam Neely	15	11	6	17
John LeClair	33	8	9	17

ONE PLAYOFF YEAR**MOST GOALS**

10 Gilbert Perreault (1980)

MOST GOALS BY DEFENSEMAN4 Mike Ramsey (1983)
Jason Woolley (1999)
Alexei Zhitnik (1999)**MOST ASSISTS**

12 Daniel Briere (2007)

MOST POINTS

21 Gilbert Perreault (1980)

MOST PENALTY MINUTES

56 Rob Ray (1991)

MOST POWER-PLAY GOALS5 Rick Martin (1975)
Pat LaFontaine (1992)
Chris Drury (2006)**MOST SHORTHANDED GOALS**2 Dixon Ward (1999)
Curtis Brown (2001)**MOST MINUTES PLAYED BY GOALTENDER**

1,217 Dominik Hasek (1999)

LONGEST SHUTOUT SEQUENCE BY GOALTENDER

147:25 Bob Sauve (4-6-83 to 4-9-83 vs. Montreal)

MOST SHOTS ON GOAL

66 Gilbert Perreault (1975)

MOST CONSECUTIVE GOAL-SCORING GAMES

7 Pat LaFontaine (1992)

MOST POINT-SCORING GAMES IN SUCCESSION8 Dale Hawerchuk (1993)
Donald Audette (1998)**ONE PLAYOFF SERIES****MOST GOALS**

8 Pat LaFontaine (1992 vs. Boston)

MOST ASSISTS7 Gilbert Perreault (1973 vs. Montreal; 1982 vs. Boston,
1983 vs. Boston)
Dale Hawerchuk (1994 vs. New Jersey)
Miroslav Satan (2001 vs. Philadelphia)**MOST POINTS**

11 Pat LaFontaine (1992 vs. Boston)

MOST PENALTY MINUTES

56 Rob Ray (1991 vs. Montreal)

MOST POWER-PLAY GOALS

5 Pat LaFontaine (1992 vs. Boston)

MOST SHORTHANDED GOALS2 Dixon Ward (1999 vs. Toronto)
Curtis Brown (2001 vs. Pittsburgh)**MOST MINUTES PLAYED BY GOALTENDER**

484 Dominik Hasek (1994 vs. New Jersey)

MOST SHOTS ON GOAL

38 Rick Martin (1973 vs. Montreal)

ONE PLAYOFF SERIES**MOST GOALS BY OPPOSING PLAYER**7 Guy Lafleur (1975 vs. Montreal)
Barry Pederson (1983 vs. Boston)**MOST ASSISTS BY OPPOSING PLAYER**

14 Rick Middleton (1983 vs. Boston)

MOST POINTS BY OPPOSING PLAYER

18 Rick Middleton (1983 vs. Boston)

ONE STANLEY CUP FINAL SERIES**(1975 VS. PHILADELPHIA, 6 GAMES & 1999 VS. DALLAS, 6 GAMES)****MOST GOALS**

3 Stu Barnes (1999 vs. Dallas)

MOST ASSISTS

4 Rick Martin (1975 vs. Philadelphia)

MOST POINTS

6 Rick Martin (1975 vs. Philadelphia)

MOST PENALTY MINUTES

18 Alexei Zhitnik (1999 vs. Dallas)

MOST POWER-PLAY GOALS1 Jerry Korab (1975 vs. Philadelphia)
Rick Martin (1975 vs. Philadelphia)
Michael Peca (1999 vs. Dallas)
Gilbert Perreault (1975 vs. Philadelphia)
Alexei Zhitnik (1999 vs. Dallas)**MOST SHORTHANDED GOALS**

0 N/A

MOST MINUTES PLAYED BY GOALTENDER

428 Dominik Hasek (1999 vs. Dallas)

MOST SHOTS ON GOAL

23 Gilbert Perreault (1975 vs. Philadelphia)

MOST GOALS BY OPPOSING PLAYER3 Brett Hull (1999 vs. Dallas)
Reggie Leach (1975 vs. Philadelphia)
Jere Lehtinen (1999 vs. Dallas)**MOST ASSISTS BY OPPOSING PLAYER**

7 Mike Modano (1999 vs. Dallas)

MOST POINTS BY OPPOSING PLAYER

7 Mike Modano (1999 vs. Dallas)

ONE SEMIFINAL/CONFERENCE FINAL SERIES**MOST GOALS**

6 Gilbert Perreault (1980 vs. N.Y. Islanders)

MOST ASSISTS4 Brian Holzinger (1999 vs. Toronto)
Peter McNab (1975 vs. Montreal)
Jason Woolley (1999 vs. Toronto)
Jochen Hecht (2006 vs. Carolina)
Jason Pominville (2007 vs. Ottawa)**MOST POINTS**

8 Gilbert Perreault (1980 vs. N.Y. Islanders)

MOST PENALTY MINUTES

24 Larry Carriere (1975 vs. Montreal)

ONE SEMIFINAL/CONFERENCE FINAL SERIES**MOST POWER-PLAY GOALS**

4 Stu Barnes (1999 vs. Toronto)

MOST SHORTHANDED GOALS

2 Dixon Ward (1999 vs. Toronto)

MOST MINUTES PLAYED BY GOALTENDER

379 Dominik Hasek (1998 vs. Washington)

MOST SHOTS ON GOAL

27 Rick Martin (1975 vs. Montreal)

MOST GOALS BY OPPOSING PLAYER

7 Guy Lafleur (1975 vs. Montreal)

MOST ASSISTS BY OPPOSING PLAYER

7 Pete Mahovlich (1975 vs. Montreal)

MOST POINTS BY OPPOSING PLAYER10 Guy Lafleur (1975 vs. Montreal)
Jacques Lemaire (1975 vs. Montreal)
Pete Mahovlich (1975 vs. Montreal)**ONE QUARTERFINAL SERIES****MOST GOALS**

5 Rene Robert (1973 vs. Montreal)

MOST ASSISTS

7 Gilbert Perreault (1973 vs. Montreal; 1983 vs. Boston)

MOST POINTS

10 Gilbert Perreault (1973 vs. Montreal)

MOST PENALTY MINUTES

47 Lindy Ruff (1983 vs. Boston)

MOST POWER-PLAY GOALS

3 Rick Martin (1975 vs. Chicago)

MOST SHORTHANDED GOALS

2 Curtis Brown (2001 vs. Pittsburgh)

MOST MINUTES PLAYED BY GOALTENDER

452 Dominik Hasek (2001 vs. Pittsburgh)

MOST SHOTS ON GOAL

38 Rick Martin (1973 vs. Montreal)

MOST GOALS BY OPPOSING PLAYER

7 Barry Pederson (1983 vs. Boston)

MOST ASSISTS BY OPPOSING PLAYER

14 Rick Middleton (1983 vs. Boston)

MOST POINTS BY OPPOSING PLAYER

18 Rick Middleton (1983 vs. Boston)

ONE FIRST-ROUND SERIES**MOST GOALS**

8 Pat LaFontaine (1992 vs. Boston)

MOST ASSISTS7 Gilbert Perreault (1982 vs. Boston)
Dale Hawerchuk (1994 vs. New Jersey)
Miroslav Satan (2001 vs. Pittsburgh)**MOST POINTS**

11 Pat LaFontaine (1992 vs. Boston)

MOST PENALTY MINUTES

56 Rob Ray (1991 vs. Montreal)

MOST POWER-PLAY GOALS

5 Pat LaFontaine (1992 vs. Boston)

ONE FIRST-ROUND SERIES**MOST SHORTHANDED GOALS**1 Craig Ramsay (1976 vs. St. Louis)
Scott Arniel (1989 vs. Boston)
Mike Foligno (1989 vs. Boston)
Christian Ruutu (1991 vs. Montreal)
Dave Snuggerud (1991 vs. Montreal)
Petr Svoboda (1992 vs. Boston)
Pat LaFontaine (1992 vs. Boston)
Wayne Presley (1993 vs. Boston; 1995 vs. Philadelphia)
Brian Holzinger (1997 vs. Ottawa; 1998 vs. Philadelphia)
Dixon Ward (1997 vs. Philadelphia)
Darryl Shannon (1998 vs. Philadelphia)
Chris Drury (2006 vs. Philadelphia)
Mike Grier (2006 vs. Philadelphia)**MOST MINUTES PLAYED BY GOALTENDER**

484 Dominik Hasek (1994 vs. New Jersey)

MOST SHUTOUTS2 Bob Sauve (1983 vs. Montreal)
Dominik Hasek (1994 vs. New Jersey)
Ryan Miller (2011 vs. Philadelphia)**MOST SHOTS ON GOAL**

33 Drew Stafford (2011 vs. Philadelphia)

MOST GOALS BY OPPOSING PLAYER6 Michel Goulet (1982 vs. Quebec)
Danny Briere (2011 vs. Philadelphia)**MOST ASSISTS BY OPPOSING PLAYER**10 Peter McNab (1982 vs. Boston)
Peter Stastny (1985 of Quebec)**MOST POINTS BY OPPOSING PLAYER**10 Peter McNab (1982 vs. Boston)
Peter Stastny (1985 vs. Quebec)
Denis Savard (1991 vs. Montreal)
Adam Oates (1992 vs. Boston)**ONE GAME ONLY****MOST GOALS**

4 John Tucker (4-9-88 vs. Boston)

MOST ASSISTS4 Gilbert Perreault (4-10-82 vs. Boston; 4-17-80 vs. Chicago)
Dave Andreychuk (4-11-90 at Montreal)**MOST POINTS**5 John Tucker (4-10-88 vs. Boston)
Derek Roy (5-5-06 at Ottawa)**MOST PENALTY MINUTES**

32 Kevin Maguire (4-9-88 vs. Boston)

MOST POWER-PLAY GOALS2 John Tucker (4-9-88 vs. Boston; 4-10-88 vs. Boston)
Randy Burridge (5-11-97 vs. Philadelphia)
Miroslav Satan (4-27-98 vs. Philadelphia)
J-P Dumont (4-24-06 vs. Philadelphia)**MOST SHORTHANDED GOALS**

1 (16x) Last: Jason Pominville (5-13-06 vs. Ottawa)

MOST MINUTES PLAYED BY GOALTENDER

125:43 Dominik Hasek (4-27-94 vs. New Jersey)

ONE GAME ONLY**MOST SHOTS ON GOAL**

14 Daniel Briere (4-22-06 vs. Philadelphia)

MOST GOALS BY OPPOSING PLAYER

3 Yvon Cournoyer (4-5-73 at Montreal)
Guy Lafleur (5-1-75 at Montreal)
Barry Pederson (4-8-82 at Boston)

MOST ASSISTS BY OPPOSING PLAYER

4 Rick Middleton (4-18-83 vs. Boston)
Andrei Nikolishin (5-28-98 vs. Washington)

MOST POINTS BY OPPOSING PLAYER

6 Rick Middleton (4-18-83 vs. Boston)

ONE PLAYOFF YEAR

OVERALL WINS

Most	14	(1999, 21 games)
Fewest	0	(1984, 3 games)

OVERALL LOSSES

MOST	7	(1975, 17 games) (1997, 12 games) (1999, 21 games) (2006, 18 games) (2007, 16 games)
Fewest	2	(1979, 3 games)

GOALS FOR

Most	60	(2006, 18 games)
Fewest	5	(1984, 3 games)

GOALS AGAINST

Most	58	(1975, 17 games)
Fewest	9	(1979, 3 games)

MOST SHUTOUTS

For	3	(1980, 14 games)
Against	2	(1975, 17 games)

MOST OVERTIME GAMES

	6	(1993, 8 games) (1998, 15 games) (2006, 18 games)
--	---	---

LONGEST WINNING STREAK

	8	(4-27-98 to 5-23-98)
--	---	----------------------

LONGEST LOSING STREAK

	4	(4-11-77 to 4-17-77) (4-15-76 to 4-22-76) (4-6-89 to 4-11-89) (5-2-93 to 5-8-93)
--	---	---

MOST POWER-PLAY GOALS

For	17	(1980, 14 games)
Against	16	(2006, 18 games)

MOST SHORTHANDED GOALS

For	5	(2006, 18 games)
Against	3	(1988, 6 games) (1980, 14 games)

SHOTS ON GOAL

Most	561	(1999, 21 games)
Fewest	83	(1984, 3 games)

SHOTS ON GOAL AGAINST

Most	657	(1999, 21 games)
Fewest	73	(1984, 3 games)

MOST PENALTY MINUTES

For	349	(1988, 21 games)
Against	308	(1988, 6 games)

ONE PLAYOFF SERIES

MOST GOALS SCORED IN TWO-GAME SERIES

For	11	(1977 vs. Minnesota)
Allowed	3	(1977 vs. Minnesota)

ONE PLAYOFF SERIES

GOALS SCORED IN THREE-GAME SERIES

Most	13	(1981 vs. Vancouver)
Least	5	(1984 vs. Quebec)

GOALS ALLOWED IN THREE-GAME SERIES

Most	13	(1984 vs. Quebec)
Least	2	(1983 vs. Montreal)

GOALS SCORED IN FOUR-GAME SERIES

Most	19	(1993 vs. Boston)
Least	10	(1977 vs. NY Islanders)

GOALS ALLOWED IN FOUR-GAME SERIES

Most	17	(1982 vs. Boston)
Least	6	(1999 vs. Ottawa)

GOALS SCORED IN FIVE-GAME SERIES

Most	22	(1985 vs. Quebec)
Least	8	(2000 vs. Philadelphia)

GOALS ALLOWED IN FIVE-GAME SERIES

Most	24	(1981 vs. Minnesota)
Least	9	(1998 vs. Philadelphia)

Goals Scored in Six-Game Series

Most	24	(1991 vs. Montreal) (2006 vs. Philadelphia)
Least	9	(1999 vs. Dallas)

GOALS ALLOWED IN SIX-GAME SERIES

Most	29	(1975 vs. Montreal) (1991 vs. Montreal)
Least	13	(1998 vs. Washington) (1999 vs. Dallas) (2001 vs. Philadelphia) (2007 vs. NY Rangers)

GOALS SCORED IN SEVEN-GAME SERIES

Most	24	(1992 vs. Boston)
Least	14	(1994 vs. New Jersey) (1997 vs. Ottawa)

GOALS ALLOWED IN SEVEN-GAME SERIES

Most	33	(1983 vs. Boston)
Least	13	(1997 vs. Ottawa)

ONE GAME ONLY

MOST GOALS

For	9	(4-29-92 vs. Boston)
Against	9	(4-20-83 at Boston)
Combined	13	(5-5-06 at Ottawa, 7-6 BUF)

MOST GOALS IN ONE PERIOD

For	5	(4-20-75 vs. Chicago, 3rd per.) (4-13-85 vs. Quebec, 3rd per.) (4-14-85 vs. Quebec, 3rd per.) (4-24-06 vs. Philadelphia, 1st per.)
Against	5	(4-5-73 at Montreal, 2nd per.) (4-8-82 at Boston, 2nd per.) (4-20-83 at Boston, 1st per.)
Combined	7	(4-13-85 vs. Quebec, 3rd per.) (5-11-97 vs. Philadelphia, 2nd. per.)

ONE GAME ONLY

MOST SHORTHANDED GOALS IN GAME

For 2 (Scott Arniel and Mike Foligno, 4-5-89 at Boston)
(Darryl Shannon and Brian Holzinger, 4-27-98 vs. Philadelphia)

MOST SHORTHANDED GOALS ON SAME PENALTY

For 2 (Darryl Shannon and Brian Holzinger, 4-27-98 vs. Philadelphia)

GREATEST WINNING MARGIN

8 (2001 vs. Philadelphia, 8-0)

GREATEST LOSING MARGIN

9 (1983 at Boston, 9-0)

SHOTS ON GOAL

Most 58 (4-22-06 vs. Philadelphia)

Fewest 12 (6-12-99 vs. Dallas)

SHOTS ON GOAL AGAINST

Most 70 (4-27-94 vs. New Jersey)

Fewest 14 (4-22-75 vs. Chicago)

SHOTS ON GOAL IN ONE PERIOD

Most 22 (4-8-76 vs. St. Louis, 1st per.)
(4-15-77 vs. NY Islanders, 1st per.)

Least 2 (4-29-97 vs. Ottawa, 1st per.)
(5-12-98 at Montreal, 3rd per.)
(6-2-98 at Washington, 2nd per.)
(6-15-99 vs. Dallas, 3rd per.)
(5-8-01 vs. Pittsburgh, 3rd per.)

SHOTS ON GOAL AGAINST IN ONE PERIOD

Most 24 (4-20-80 at Chicago, 2nd per.)

24 (4-15-10 vs. Boston, 1st per.)

Least 1 (4-16-80 vs. Chicago, 1st per.)
(4-11-82 vs. Boston, 3rd per.)
(4-7-83 at Montreal, 1st per.)
(4-4-84 vs. Quebec, 1st per.)
(5-28-06 at Carolina, 3rd per.)
(4-12-07 vs. NY Islanders, 1st per.)

SHOTS ON GOAL BY BOTH TEAMS IN ONE PERIOD

Most 35 (4-9-91 vs. Montreal, 2nd per.)

MOST PENALTY MINUTES

For 121 (4-9-88 vs. Boston)

Against 105 (4-9-88 vs. Boston)

Combined 226 (4-9-88 vs. Boston)

ONE GAME ONLY

FASTEST TWO GOALS BY TEAM

For :14 (Mike Foligno and Sean McKenna, 4-5-84 vs. Quebec)

Against :08 (Eric Desjardins and Stephane Richer, 4-9-91 vs. Montreal)

Combined :05 (Gilbert Perreault/BUF and Jim Hamilton/PIT, 4-14-79 vs. Pittsburgh)

FASTEST TWO GOALS BY ONE PLAYER

For :27 (Pierre Turgeon, 4-6-89 at Boston)

Against :27 (Guy Lafleur, 5-1-75 at Montreal)

FASTEST THREE GOALS BY TEAM

For 1:48 (Randy Wood, Dave Hannan and Bob Corkum, 4-29-92 vs. Boston)

Against 1:19 (Russ Courtnall twice and Mathieu Schneider, 4-3-91 at Montreal)

Combined :36 (Eric Desjardins/MTL, Stephane Richer/MTL and Benoit Hogue/BUF, 4-9-91 vs. Montreal)

FASTEST THREE GOALS BY ONE PLAYER

For 12:37 (Dave Andreychuk, 4-14-85 vs. Quebec)

Against 13:40 (Barry Pederson, 4-8-82 at Boston)

FASTEST FOUR GOALS

For 5:28 (4-27-98 vs. Philadelphia)

Against 2:52 (4-3-91 at Montreal)

Combined 2:38 (4-9-91 vs. Montreal)

FASTEST FIVE GOALS

For 14:37 (4-20-75 at Chicago)

Against 9:31 (4-3-91 at Montreal)

Combined 6:19 (5-11-97 vs. Philadelphia)

FASTEST GOAL FROM OPENING FACEOFF:

For :09 (Derek Roy, 5-16-07 at Ottawa)

Against :14 (Kirk Muller, 5-6-93 vs. Montreal)

SHORTEST OVERTIME GAME

60:18 (Chris Drury/BUF scored, 5-5-06 at Ottawa)

LONGEST OVERTIME GAME

125:43 (Dave Hannan/BUF scored, 4-27-94 vs. New Jersey)



2017-18 BUFFALO SABRES MEDIA GUIDE

TEAM HISTORY



00

Martin Biron**

1

Andrey Makarov, Jhonas Enroth, John Blue, David Littman, Jacques Cloutier, Don Edwards, Roger Crozier

2

Tim Horton, Jim Watson

3

Mark Pysyk, Jordan Leopold, Michael Funk, James Patrick, Garry Galley, Dean Melanson, Grant Ledyard, Calle Johansson, Jim Hofford, Richie Dunn, Hannu Virta, Bill Stewart, Paul McIntosh, Jocelyn Guevremont, Mike Robitaille, Paul Terbenche, Tracy Pratt

4

Josh Gorges, Jamie McBain, Joe Finley, Steve Montador, Mike Weber, Nolan Pratt, Brad Brown, Rhet Warrener, Mike Wilson, Bob Boughner, Grant Jennings, Alexei Zhitnik, Philippe Boucher, Uwe Krupp, Steve Dykstra, Jim Korn, Jerry Korab, Timo Jutila, Mark Renaud, John Van Boxmeer, Tracy Pratt, Mike McMahon

5

Chad Ruhwedel, Toni Lydman, Jeff Jillson, Andy Delmore, Jason Woolley, Ed Ronan, Craig Muni, Mike Ramsey, John Van Boxmeer, Lee Fogolin, Larry Carriere, Larry Hillman, Doug Barrie

6

Cody Franson, Mike Weber, Jaroslav Spacek, Cory Sarich, Bob Boughner, Doug Houda, Keith Carney, Phil Housley, Ron Fischer, Jim Schoenfeld, Al Hamilton

7

Petr Svoboda, Kevin Haller, John Tucker, Mike Donnelly, Dale McCourt, Randy Cunneynworth, Rick Martin, Rene Robert, Cliff Schmutz

8

Cody McCormick, Rory Fitzpatrick, Geoff Sanderson, Darryl Shannon, Doug Bodger, Jim Jackson, Paul Cyr, Richard Hajdu, Don Lever, Dave Fenyves, Bob Mongrain, Real Cloutier, Tony McKegney, Jim Lorentz, Rick Martin, Dick Duff, Butch Deadmarsh, Bill Inglis

9

Evander Kane, Steve Ott, Derek Roy, Erik Rasmussen, Vaclav Varada, Viktor Gordiuk, Greg Brown, Scott Arniel, Gilles Hamel, Mike Moller, J.F. Sauve, Rick Dudley, Jacques Richard, Norm Gratton, Rick Martin, Butch Deadmarsh, Danny Lawson, Reggie Fleming

10

Cole Schneider, Christian Ehrhoff, Mark Parrish, Henrik Tallinder, Brad May, Dale Hawerchuk, Craig Ramsay, Phil Goyette

11

Gilbert Perreault

12

Brian Gionta, Kevin Porter, Mark Mancari, Ales Kotalik, Domenic Pittis, Randy Burridge, Peter Ambroziak, Bob Errey, Peter Ciavaglia, Greg Paslawski, Scott Metcalfe, Rick Vaive, Ken Priestlay, Jody Gage, Sean McKenna, Andre Savard, Gary McAdam, Larry Mickey, Mike Byers, Skip Krake

13

Tim Kennedy, Jiri Novotny, Vyacheslav Kozlov, Yuri Khmylev, Jim Schoenfeld

14

Dave Hannan, Jody Gage, Steve Ludzik, Mikael Andersson, Mike Moller, Alan Haworth, Rene Robert, Norm Gratton, Don Luce, Rod Zaine, Randy Wyzub

15

Jack Eichel, Colin Stuart, Dainius Zubrus, Milan Bartovic, Dixon Ward, Sergei Petrenko, Greg Brown, Randy Wood, Lou Franceschetti, Kevin Haller, Doug Smith, Chris Langevin, Adam Creighton, Geordie Robertson, Yvon Lambert, Rob McClanahan, Mike Boland, Gary McAdam, Michel Deziel, Bryan McSheffrey, Gerry Meehan

16

Chris Taylor, Pat LaFontaine, Darrin Shannon, Mike Donnelly, Paul Brydges, Ric Seiling, Derek Smith, Peter McNab, Real Lemieux, Randy Wyzub, Ron Anderson, Butch Deadmarsh

17

David Legwnad, Torrey Mitchell, Linus Omark, Marc-Andre Gagnani, Raffi Torres, Dominic Moore, J.P. Dumont, Randy Cunneynworth, Dixon Ward, Jason Dawe, Brent Hughes, Craig Simpson, Todd Simon, Colin Patterson, Mike Foligno, Gilles Hamel, John Gould, Rick Dudley, Derek Smith, Fred Stanfield, Bob Richer, Floyd Smith

18

Tim Connolly, Miroslav Satan, Michal Grosek, Wayne Presley, Dave Snuggerud, Bob Halkidis, Paul Cyr, Gilles Hamel, Danny Gare, Paul Terbenche, Kevin O'Shea

19

Cal O'Reilly, Cody Hodgson, Tim Connolly, Norm Milley, Brian Holzinger, Randy Wood, Tony Tanti, Kevin Maguire, Bob Corkum, Doug Trapp, Bob Halkidis, Jim Wiemer, Sean McKenna, Jeff Eatough, Randy Cunneynworth, Derek Smith, Alex Tidey, Morris Titanic, Fred Stanfield, Steve Atkinson, Francois Lacombe, Brian Perry

20

Zac Dalpe, Henrik Tallinder, Rob Niedermayer, Daniel Paille, Ales Kotalik, Jason Holland, Doug Houda, Bob Sweeney, Dave McLlwain, Mike Hartman, Don Lever, Brent Peterson, Kai Suikkanen, Don Luce, Dick Duff, Brian McDonald

21

Kyle Okposo, Drew Stafford, Radoslav Hecl, Mike Hurlbut, Mark Astley, Scott Thomas, Christian Ruutu, Richie Dunn, Claude Verret, J.F. Sauve, Dave Schultz, Ron Schock, Brian Spencer, Ron Busniuk, John Gould, Hugh Harris, Terry Ball, Larry Mickey, Larry Keenan, Paul Andrea, Jean-Guy Lagace

22

Johan Larsson, Brad Boyes, Adam Mair, Wayne Primeau, Charlie Huddy, Craig Simpson, Rick Vaive, Lindy Ruff, Jocelyn Guevremont, Peter McNab, Doug Rombough, Ray McKay, Rod Zaine, Don Marshall

23

Sam Reinhart, Ville Leino, Colin Stuart, Chris Drury, Sean McMorrow, Bill Houlder, Randy Hillier, Jiri Sejba, Ray Sheppard, Gates Orlando, Kai Suikkanen, Ron Fischer, Hannu Virta, Sean McKenna, Bob Hess, Randy Cunneynorth, Mike Ramsey, Ken Breitenbach, Larry Carriere, Joe Noris, Eddie Shack, John Gould, Rene Robert, Paul Terbenche

24

Tyson Strachan, Zenon Konopka, Robyn Regehr, Paul Byron, Taylor Pyatt, Paul Kruse, Dane Jackson, Philippe Boucher, Randy Moller, Jay Wells, Mike Donnelly, Steve Smith, Ed Hospodar, Bill Hajt, Gary Bromley, Peter McNab, Randy Wyrozub, John Gould, Ron Busniuk, Chris Evans, Ray McKay, Jean-Guy Talbot, Butch Deadmarsh

25

Carlo Colaiacovo, Mikhail Grigorenko, Mike Grier, Mark Mancari, Vaclav Varada, Rob Conn, Dave Andreychuk, Mal Davis, Jere Gillis, Bob Mongrain, Terry Martin, Craig Ramsay, Hap Myers, Brian Perry

26

Matt Moulson, Thomas Vanek, Eric Boulton, Derek Plante, Keith Carney, Dean Kennedy, Darrin Shannon, Richie Dunn, Bob Logan, Phil Russell, Pat Hughes, Dave Maloney, Steve Patrick, Val James, Ken Breitenbach, Alex Tidey, Derek Smith, Randy Wyrozub, Larry Keenan

27

Derek Grant, Matt D'Agostini, Adam Pardy, Shaone Morrisonn, Teppo Numminen, Michael Peca, Brad May, Larry Playfair, Joe Reekie, Wilf Paiement, Joe Kowal, Tim Regan*

28

Zemgus Girgensons, Paul Gaustad, Jason Botterill, Donald Audette, Domenic Pittis, Dale DeGray, Mark Ferner, Jeff Parker, Tom Kurvers, Brian Engblom, Richard Hajdu, Paul Gardner, Bob Sauve, Ron Fischer, Jim Walsh, Gary Bromley, Rocky Farr, Dave Dryden, Terry Ball

29

Jake McCabe, Jason Pominville, Jaroslav Kristek, Bob Corkum, Vladimir Tsyplakov, Jason Holland, Paul Kruse, Darryl Shannon, Dane Jackson, Scott Pearson, Denis Tsygurov, Jeff Parker, Richie Dunn, Mark Ferner, Jeff Parker, Mal Davis, Dave Andreychuk, Jacques Cloutier, Val James, Mike Moller, Don Edwards, Gary Bromley

30

Ryan Miller, Dwayne Roloson, Andrei Trefilov, Markus Ketterer*, Clint Malarchuk, Tom Barrasso, Paul Harrison, Val James, Jari Paavola*, Randy Ireland, Gerry Desjardins, Rocky Farr, Dave Dryden, Joe Daley

31

Anders Nilsson, Chad Johnson, Matt Hackett, Drew MacIntyre, Jhonas Enroth**, Bob Essensa, Steve Shields, Grant Fuhr, Daren Puppia, Joe Reekie, Dave Fenyves, Jim Weaver*, Al Smith

32

John Scott, Mikael Tellqvist, Rob Ray, Scott Metcalfe, Don McSween, Norm Lacombe, Bob Mongrain, Gary McAdam, Wayne Ramsey

33

Jason Kasdorf, Chad Johnson**, Joel Armia, TJ Brennan, Mike Card, Doug Janik, Scott Pearson, Mark Astley, Bob Sweeney, Bill Pye*, Benoit Hogue, Jody Gage, Lee Fogolin, Jim Hofford, Phil Myre

34

Casey Nelson, Michal Neuvirth, Chris Butler, Mike Weber, Jeff Jillson, Peter Skudra, Jean-Luc Grand-Pierre, Mike Wilson, Gord Donnelly, David Littman, Lou Franceschetti, Darren Eliot, Scott Metcalfe, Kenton Rein*, Jim Korn, Adam Creighton

35

Linus Ullmark, Anders Lindback, Andrey Makarov**, Ryan Vinz*, Jocelyn Thibault, Ty Conklin, Mika Noronen, Robb Stauber, Tom Draper, Darcy Wakaluk, Daren Puppia, Mike Craig*

36

Patrick Kaleta, Matthew Barnaby, Darcy Loewen, Jan Ludvig

37

Matt Ellis, Michael Ryan, Curtis Brown, Barrie Moore, Lou Franceschetti, Bill Houlder, Shawn Anderson

38

Taylor Fedun, Nathan Paetsch, Domenic Pittis, Barrie Moore, Jay McKee, Joel Savage, Adam Creighton

39

Dominik Hasek, Brian Curran, Don McSween, Trent Kaese, Clark Gillies

40

Robin Lehner, Patrick Lalime, Rumun Ndur, James Black, Mitch Molloy, Larry Playfair, Uwe Krupp

41

Justin Falk, Andrej Meszaros, Jaroslav Halak*, Clarke MacArthur, Stu Barnes, Dave Hannan, Ken Sutton, Brian Curran

42

Sean Malone, Nathan Gerbe, Richard Smehlik, Mikko Makela, Bob Corkum, Brad Miller, Steve Dykstra

43

Daniel Catenacci, Martin Biron, Jason Dawe, Francois Guay

44

Nicolas Deslauriers, Brayden McNabb, Andrej Sekera, Alexei Zhitnik, Doug Macdonald, Brad Miller, Jerry Korab

45

Brendan Guhle, Dmitri Kalinin, Scott Nichol, Donald Audette

46

Erik Burgdoerfer, Cody Franson, Dean Sylvester

47

Zach Bogosian, Chris Thorburn, Bill Houlder

48

William Carrier, Daniel Briere, Brad May

49

C.J. Smith, Jerry D'Amigo, Connor Knapp

50

Nathan Lieuwen, Michael Leighton*

51

Nikita Zadorov, Brian Campbell

52

Hudson Fasching, Alexander Sulzer, Craig Rivet, Dave Andreychuk

53

Mark Pysyk

54

Zack Kassian

55

Rasmus Ristolainen, Jochen Hecht, Denis Hamel, Reed Larson, Joe Reekie

56

Justin Bailey, Steve Bernier, Ken Priestlay

57

Tyler Myers, Steve Heinze

58

Paul Szczechura, Tim Kennedy

59

Tim Schaller

60

Paul Gaustad

61

Andre Benoit, Nikita Zadorov, Maxim Afinogenov

63

Tyler Ennis

64

David Moravec

65

Brian Flynn, Travis Turnbull, Mark Napier

67

Brady Austin

68

Scott Buhler*

70

Alexander Nylander

71

Evan Rodrigues, Derek Whitmore, Jochen Hecht

72

Luke Adam

73

Nicholas Baptiste

74

Jay McKee

76

Andrew Peters, Wayne Primeau

77

Dmitry Kulikov, Chris Gratton, Pierre Turgeon

78

Corey Tropp

80

Chris Stewart, Geoff Sanderson

81

Brayden McNabb, Miroslav Satan

82

Marcus Foligno

83

Domenic Pittis

84

Philip Varone

88

Jamie McGinn, Cory Conacher

89

Alexander Mogilny

90

Ryan O'Reilly, Joe Juneau, Clark Gillies

93

Doug Gilmour, Anatoli Semenov


Any player who dressed in at least one Sabres regular-season or playoff game in his career is listed above.

*Eleven players have dressed, but never appeared in a game for Buffalo: #27 - Tim Regan (1973-74); #31 - Jim Weaver (1978-79); #30 - Jari Paavola (1981-82); #35 - Mike Craig (1984-85); #34 - Kenton Rein (1987-88); #33 - Bill Pye (1992-93); #30 - Markus Ketterer (1993-94 & 1994-95); #68 - Scott Buhler (1996-97); #50 - Michael Leighton (2005-06); #35 - Ryan Vinz (2013-14); #41 - Jaroslav Halak (2013-14).

**Four Sabres goaltenders have worn a number as a backup only before later wearing a different number in a game: #00 - Martin Biron (3 times in 1996-97, 1 time in 1997-98); #31 - Jhonas Enroth (3 times in 2008-09); #35 - Andrey Makarov (3 times in 2013-14); #33 - Chad Johnson (1 time in 2014-15).

BUFFALO SABRES RETIRED NUMBERS

The Buffalo Sabres have retired only seven numbers since the franchise's inception in 1970. The first Sabre to have his number retired was Gilbert Perreault (#11) on Oct. 17, 1990. The combination of center Perreault, left wing Rick Martin and right wing Rene Robert was one of the greatest lines in hockey history and without a doubt the best in Buffalo Sabres history. The three wore the blue and gold together from 1972 to 1979 and were labeled "The French Connection," a name whose familiarity was helped by the 1971 movie of the same name. The trio was honored as Martin (#7) and Robert (#14) joined Perreault in a ceremony to retire the numbers of Buffalo's famed "French Connection" on Nov. 15, 1995. The fourth Sabre to have his number retired was Tim Horton (#2) on Jan. 5, 1996. The Sabres retired two more numbers during the 2005-06 season. Right winger Danny Gare (#18) was honored on Nov. 22, 2005, while Pat LaFontaine's #16 was hoisted to the rafters on March 3, 2006. On Jan. 13, 2015, Dominik Hasek became the seventh player – and first goaltender – to have his number retired by the team.



GILBERT PERREAUULT

CENTER 1970-1986

CAREER SABRES TOTALS:


1,191 games played; **512** goals; **814** assists; **1,326** points **Regular Season**

90 games played; **33** goals; **70** assists; **103** points **Playoffs**

Gilbert Perreault can best be described as the "Original Sabre." The NHL Hall of Famer was Buffalo's first ever draft choice and set the standard by which all future Sabres would be measured. Perreault earned the Calder Trophy as the NHL's Rookie of the Year following his inaugural 1970-71 campaign. Even Perreault's uniform number bore the marks of an original Sabre, as it was #11 that came up on the wheel that gave Buffalo the first overall pick in the 1970 draft. Perreault's sportsmanship and outstanding play also helped him capture the Lady Byng Trophy in 1973. One of Perreault's six NHL All-Star games was the 1978 edition in Buffalo when he scored the game-winning goal 3:55 into overtime. He also served as the Sabres' team captain from 1981-82 until his November 1986 retirement. Perreault is a member of the Hockey Hall of Fame, as well as both the Buffalo Sabres and Greater Buffalo Sports Halls of Fame. Perreault is still the team's all-time leader in career (regular season) games played, goals, assists, points and game-winning goals. There was only one number 11 in Buffalo Sabres history and, rightfully so, there will never be another.

Perreault's number 11 was retired on October 17, 1990.

7



RICK MARTIN

LEFT WING 1971-1980

CAREER SABRES TOTALS:


681 games played; **382** goals; **313** assists; **695** points **Regular Season**

62 games played; **24** goals; **29** assists; **53** points **Playoffs**

Buffalo Sabres fans saw Rick Martin in almost 750 regular season and playoff games between 1971 and 1981. Number 7's career with the Sabres was highlighted by a Stanley Cup Finals appearance in 1974-75. That spring, Martin finished with 52 goals, one of which was the 1,000th in team history. The year prior, on the final night of the 1973-74 campaign, he recorded a hat trick at "The Aud" against St. Louis to become the first player in Sabres' history to record 50 or more goals in one season. Martin even gave the hometown fans a reason to cheer in a game at "The Aud" in which he wasn't wearing a Sabres' uniform. On Jan. 24, 1978, he scored the tying goal in the 31st NHL All-Star Game with just 1:39 left in regulation time to force overtime. That was just one of seven of the League's showcase games he would appear in during his career. He still holds two single-season Sabres records and is tied for another. In addition, Martin remains in the top three in seven of Buffalo's (regular season) career leaders categories. Martin passed away on March 13, 2011, and his life was celebrated in a public memorial service at HSBC Arena on March 24. The team honored his memory by painting the number seven on the ice behind each goal for the remainder of the regular season and playoffs.

Martin's number 7 was retired on November 15, 1995.

14



RENE ROBERT

RIGHT WING 1971-1978

CAREER SABRES TOTALS:

524 games played; **222** goals; **330** assists; **552** points **Regular Season**

47 games played; **22** goals; **17** assists; **39** points **Playoffs**

With the warm spring air mixing with "The Aud" ice, Rene Robert skated out of the mist and scored the famous "Fog Goal" by beating Flyers' goalie Bernie Parent in overtime of game three of the 1975 Stanley Cup Final. The historic goal might not have taken place if not for the Sabres' persistence in acquiring Robert. His road to Buffalo started with the Sabres claiming him from Toronto, only to lose the winger to Pittsburgh in the Intra-League draft on June 8, 1971. The Sabres were then able to acquire the final component of "The French Connection" in a trade with the Penguins on March 4, 1972. Robert finished the 1974-75 regular season with 100 points, marking the first time in club annals that a player reached the century mark in points in one season. That season, Robert was voted by his teammates as Buffalo's most valuable player. He later recorded another Sabres milestone by scoring the 2,000th goal in club history on Dec. 22, 1977. Robert still ranks as Buffalo's fifth all-time assist leader with 330 in his career with the Sabres. Coincidentally, Robert had also once worn number 7 in the blue and gold. He played in both the 1973 and 1975 NHL All-Star games.

Robert's number 14 was retired on November 15, 1995.

2



TIM HORTON

DEFENSE 1972-1983

CAREER SABRES TOTALS:


124 games played; 1 goals; 22 assists; 23 points **Regular Season**

6 games played; 0 goals; 1 assists; 1 point **Playoffs**

Tim Horton skated in the Sabres' blue, white and gold for only two seasons, but the solid defenseman certainly made his mark on the team. Horton came to Buffalo in the intra-league draft in June 1972 from Pittsburgh. Following that campaign, proof that he had made an impression on his fourth NHL club (also played for Toronto, N.Y. Rangers and Pittsburgh) came when he was named the recipient of the Memorial Award as the team's most valuable player as voted by his teammates. Horton saw action in 1,446 NHL regular season games plus 126 more in the postseason. Included in his playing days were eight out of nine complete 70-game seasons played between 1958-59 and 1966-67. Horton was a member of four Stanley Cup winning teams with Toronto and appeared in seven NHL All-Star games. Horton became a member of the Hockey Hall of Fame in 1977 and is also a member of the Buffalo Sabres Hall of Fame.

Horton's number 2 was retired on January 5, 1996.

18



DANNY GARE

RIGHT WING 1974-1981

CAREER SABRES TOTALS:

503 games played; 267 goals; 233 assists; 500 points **Regular Season**

58 games played; 23 goals; 21 assists; 44 points **Playoffs**

Danny Gare played his first game for the Sabres on October 10, 1974 against Boston, and scored just 18 seconds into his first NHL shift. He finished his rookie season with 62 points (31+31) and contributed 13 points (7+6) in the Sabres' run to the 1975 Stanley Cup Finals. Gare followed up his strong rookie campaign with his first of two 50-goal seasons in 1975-76, when he netted 50 goals and 23 assists in 79 games, and chipped in two game-winning goals in the playoffs. That season, Gare recorded three of his 10 career hat tricks as a Sabre. In 1979-80, he scored a career-high 56 goals, including a club-record 11 game-winners. Rick Martin is the only other Sabre to have two 50-goal seasons. With 267 goals as a Sabre, Gare holds the record for goals by a Sabres right wing. He finished his Sabres career with 500 points. Gare's career as a Sabre came to an end on Dec. 2, 1981 when he was traded to the Detroit Red Wings. He spent his final NHL season in Edmonton in 1986-87. The Nelson, B.C. native finished his career with 685 points (354+331), and was inducted into the Sabres Hall of Fame in 1994.

Gare's number 18 was retired on November 22, 2005.



16

PAT LAFONTAINE

CENTER 1991-1996

CAREER SABRES TOTALS:

268 games played; **158** goals; **227** assists; **385** points **Regular Season**

19 games played; **12** goals; **15** assists; **27** points **Playoffs**

Pat LaFontaine enjoyed an illustrious 15-year career before retiring from the NHL in 1998 as the second highest-scoring American-born player with 468 goals and 1,013 points. He was born in St. Louis, but grew up in the suburbs of Detroit, and is still considered one of the game's best playmakers, fastest skaters, and most humble of superstars. A member of the Hockey Hall of Fame in Toronto, LaFontaine began his career in 1983-84 with the New York Islanders. He had a career year for Buffalo in 1992-93 when he set Sabres records for points (148) and assists (95) in a season. After being sidelined by a serious knee injury for most of the 1993-94 season, he returned as team captain in 1994-95 and was awarded the Bill Masterton Trophy for perseverance and dedication to hockey. LaFontaine was with the Sabres from 1991-1997, finishing with 385 points (158+227) in 268 games. He completed the "Empire State Hat Trick" by playing for all three NHL organizations within New York State when he was traded to the Rangers in 1997. He remained one of the Rangers' leading scorers until injuries forced him to prematurely retire on Aug. 11, 1998.

LaFontaine's number 16 was retired on March 3, 2006.



39

DOMINIK HASEK

GOALTENDER 1992-2000

CAREER SABRES TOTALS:

491 games played; **234** wins; **55** shutouts; **.926** save percentage;

2.22 goals-against avg. **Regular Season**

68 games played; **37** wins; **6** shutouts; **.930** save percentage;

2.04 goals-against avg. **Playoffs**

Originally acquired by the Sabres from the Chicago Blackhawks on Aug. 7, 1992, Dominik Hasek remains one of the most decorated goaltenders in team and league history, appearing in a total of 491 games for the Blue & Gold during a span of nine seasons from 1992-2001. Hasek appeared in a career-high 72 games for the club in the 1997-98 season, setting a team record with 13 shutouts, only to follow that up with a career-best 1.87 goals-against average, .937 save percentage and a Stanley Cup Final berth in 1998-99. While backstopping the Sabres, he became the first goaltender in NHL history to win the Hart Trophy twice (1997 & 1998), while also capturing six Vezina Trophies (1994, 1995, 1997, 1998, 1999 & 2001) as well as the William M. Jennings Trophy (1994 & 2001) and the Lester B. Pearson Award (1997 & 1998) twice each. By the end of his time in Buffalo, Hasek held every meaningful franchise goaltending record and still owns the team's career and single-season records (all from 1998-99) for shutouts (55 career/13 single-season), save percentage (.926/.937) and goals-against average (2.22/1.87).

Hasek's number 39 was retired on January 13, 2015.

BUFFALO SABRES ALUMNI PLAZA

On October 12, 2012, the Buffalo Sabres unveiled the newly named 'Alumni Plaza' outside the team's arena, designed to honor all former members of the team. As part of the plaza's transformation, the six concrete columns that support a pedestrian walkway above the plaza were surrounded by bricks and mortar. Every player ever to play a game for the franchise is commemorated with a plaque on those bricks, detailing his first game with the Sabres.

Also unveiled that day was the centerpiece of Alumni Plaza: a cast in bronze statue depicting the French Connection. Composed of center Gilbert Perreault, left wing Rick Martin and right wing Rene Robert, the French Connection is widely considered to be one of the greatest forward lines in NHL history and remains the most celebrated offensive unit in Buffalo Sabres history. The trio, all of whom were French-Canadian, was dubbed 'The French Connection' – after the 1971 film of the same name – and played together in Buffalo from the team's acquisition of Robert on March 4, 1972 until his departure on October 5, 1979.

Between them, the members of The French Connection played 2,396 games for the Sabres, scoring 1,116 goals and registering 2,573 total points. During their tenure in Buffalo, the three were honored with a combined 15 NHL All-Star Game appearances and seven selections to the First and Second NHL All-Star Teams. All three are members of the Sabres Hall of Fame and have had their numbers officially retired from use by the Sabres. Perreault, the franchise's first ever draft pick, served as the team's captain for five seasons and retired after 17 NHL seasons – all with the Sabres.

Inspiration for the statue came from a photograph taken during a playoff game at Memorial Auditorium on April 27, 1975 which features all three members of The French Connection. The photograph was taken by award-winning photographer Ron Moscati. During the game in which the photograph was taken, all three members of the French Connection scored a goal to lead the Sabres to a playoff win against the Montreal Canadiens.

To design and construct the statue, the Sabres commissioned distinguished American sculptor Jerry McKenna. McKenna is well known for his sports statues, and was named the 2003 'Sports Sculptor of the Year' by the All-American Football Foundation. A specially-designed pedestal, constructed by HHL Architects of Buffalo, features an integrated lighting system and an illuminated informational panel which provides a base for the statue.



BUFFALO SABRES HALL OF FAME

The highest honor bestowed by the Buffalo Sabres is induction into the team's Hall of Fame. The Buffalo Sabres Hall of Fame Committee is composed of: Scotty Bowman, Seymour Knox IV, Kevin Gavagan, Jim Lorentz, Michael Gilbert, John Murphy, Bucky Gleason, Wayne Redshaw, Bill Hajt, Jeff Russo, Ed Kilgore and Floyd Smith.

MEMBER	INDUCTION	MEMBER	INDUCTION	MEMBER	INDUCTION
Frank Christie	1980	Ted Darling	1996	Pat LaFontaine	2004
Roger Crozier	1980	Seymour H. Knox, III	1996	Rudy Migay	2004
George "Punch" Imlach	1980	Northrup R. Knox	1996	Robert E. Rich, Jr.	2004
Tim Horton	1982	Larry Playfair	1998	George Strawbridge	2004
Fred T. Hunt	1982	Jack Gatecliff	1998	Phil Housley	2007
David Forman	1986	Don Edwards	2000	Dave Andreychuk	2008
Don Luce	1986	Bill Hajt	2000	Milt Ellis	2008
Craig Ramsay	1986	Wayne Redshaw	2000	Jim Lorentz	2010
Richard Martin	1989	Robert "Rip" Simonick	2000	Joe Crozier	2010
Gilbert Perreault	1989	Jerry Korab	2001	Jim Kelley	2011
Rene Robert	1989	Mike Racicot	2001	Alexander Mogilny	2011
Danny Gare	1994	Mike Ramsey	2001	Rick Jeanneret	2012
Jim Schoenfeld	1995	Mike Foligno	2004	Dale Hawerchuk	2012
Robert O. Swados	1995	Dick Johnston	2004	Dominik Hasek	2014

HOCKEY HALL OF FAME

There are 14 members of the Hockey Hall of Fame with connections to the Buffalo Sabres. Sabres co-founder Seymour H. Knox, III and former Sabres coaches Scotty Bowman, George "Punch" Imlach and Marcel Pronovost have all been honored with induction into the Hall of Fame. Joining them are former Sabres players Tim Horton, Marcel Pronovost, Gilbert Perreault, Dale Hawerchuk, Clark Gillies, Grant Fuhr, Pat LaFontaine, Dick Duff, Dominik Hasek, Phil Housley and Dave Andreychuk. Additionally, long-time team play-by-play broadcaster Ted Darling was honored in 1994 upon receiving the Foster Hewitt Memorial Award for excellence in broadcasting, an award that his successor, Rick Jeanneret, received in 2012. Harry Neale, who joined Jeanneret in the Sabres' broadcast booth in 2007 after more than 20 years as a color analyst on Hockey Night in Canada, received the award the following year. In addition, four members of the newspaper industry in Western New York have received the Elmer Ferguson Memorial Award: Charlie Barton, Dick Johnston, Jack Gatecliff and Jim Kelley.

PLAYER CATEGORY

MEMBER	INDUCTION
Tim Horton	1977
Marcel Pronovost	1978
Gilbert Perreault	1990
Dale Hawerchuk	2001
Clark Gillies	2002
Grant Fuhr	2003
Pat LaFontaine	2003
Dick Duff	2006
Dominik Hasek	2014
Phil Housley	2015
Dave Andreychuk	2017

FOSTER HEWITT MEMORIAL AWARD

Members of Radio & Television Industry

MEMBER	YEAR HONORED
Ted Darling	1994
Rick Jeanneret	2012
Harry Neale	2013

BUILDERS CATEGORY

MEMBER	INDUCTION
George "Punch" Imlach	1984
Scotty Bowman	1991
Seymour H. Knox, III	1993

ELMER FERGUSON MEMORIAL AWARD

Members of Newspaper Industry

MEMBER	YEAR HONORED
Charlie Barton, Buffalo-Courier Express	1985
Dick Johnston, Buffalo News	1986
Jack Gatecliff, St. Catharines Standard	1995
Jim Kelley, Buffalo News	2004

NHL ALL-STAR GAME HISTORY

The Buffalo Sabres hosted the 31st NHL All-Star Game on Jan. 24, 1978 at Buffalo Memorial Auditorium. Sabres forwards Gilbert Perreault and Rick Martin each represented the Wales Conference in the game. Martin scored a goal with 1:39 remaining in the third period to tie the game, sending the All-Star Game to overtime for the first time in its 31-year history. Perreault broke the tie at 3:55 of overtime to give the Wales Conference a 3-2 victory.

PLAYER APPEARANCES

APPEARANCES/PLAYER	YEARS
7 Rick Martin	(1972, 1973, 1974, 1975, 1976, 1977*, 1978)
6 Gilbert Perreault	(1971, 1972, 1977, 1978, 1980, 1984)
5 Dominik Hasek	(1996, 1997, 1998, 1999, 2001)
4 Mike Ramsey	(1982, 1983, 1985, 1986)
3 Phil Housley	(1984, 1989, 1990)
3 Alexander Mogilny	(1992, 1993, 1994)
2 Brian Campbell	(2007, 2008)
2 Don Edwards	(1980, 1982)
2 Danny Gare	(1980, 1981)
2 Jerry Korab	(1975, 1976)
2 Rene Robert	(1973, 1975)
2 Miroslav Satan	(2000, 2003)
2 Jim Schoenfeld	(1977, 1980)
2 Alexei Zhitnik	(1999, 2002)
1 Dave Andreychuk	(1990)
1 Tom Barrasso	(1985)
1 Daniel Briere	(2007*)
1 Gerry Desjardins	(1977)
1 Dave Dryden	(1974)
1 Zemgus Girgensons	(2015)
1 Uwe Krupp	(1991)
1 Pat LaFontaine	(1993)
1 Don Luce	(1975)
1 Ryan Miller	(2007)
1 Kyle Okposos	(2017)
1 Ryan O'Reilly	(2016)
1 Jason Pominville	(2012)
1 Daren Puppa	(1990)
1 Craig Ramsay	(1976)
1 Christian Ruutu	(1988)
1 Pierre Turgeon	(1990)
1 Thomas Vanek	(2009)

* - Named MVP of All-Star Game.

COACH APPEARANCES

APPEARANCES/PLAYER	YEARS
2 Scotty Bowman	(1980, 1981)
2 Lindy Ruff	(1999, 2007)
1 Floyd Smith	(1976)

NHL ALL-STAR GAME HISTORY NOTES

Note: Dominik Hasek was selected to the Eastern Conference All-Stars roster in 1995, but the game was cancelled due to the lockout.

Note: Bill Hajt (1981, 1985) and John Van Boxmeer (1982) were also selected to appear in the NHL All-Star Game, but did not participate due to injury. Gilbert Perreault withdrew from the 1974 All-Star Game due to injury.

Note: Gilbert Perreault and Jim Schoenfeld were both selected to the NHL All-Stars roster for the 1979 Challenge Cup. Perreault recorded two points (1+1) in the three-game series. Schoenfeld did not participate due to injury.

Note: Mike Ramsey was selected to the NHL All-Stars roster for Rendez-vous '87, playing in both games in the two-game series.

NHL ALL-STAR GAME STATISTICS: SKATERS

SKATER	GP	G	A	P
Rick Martin	7	4	3	7
Daniel Briere	1	1	4	5
Alexander Mogilny	3	2	2	4
Brain Campbell	2	1	2	3
Gilbert Perreault	6	1	2	3
Pierre Turgeon	1	2	0	2
Dave Andreychuk	1	1	1	2
Jason Pominville	1	1	1	2
Rene Robert	2	1	1	2
Phil Housley	3	0	2	2
Pat LaFontaine	1	1	0	1
Don Luce	1	1	0	1
Miroslav Satan	2	1	0	1

SKATER	GP	G	A	P
Miroslav Satan	2	1	0	1
Kyle Okposo	1	0	1	1
Ryan O'Reilly	1	0	1	1
Alexei Zhitnik	2	0	1	1
Uwe Krupp	1	0	0	0
Zemgus Girgensons	1	0	0	0
Craig Ramsay	1	0	0	0
Christian Ruutu	1	0	0	0
Thomas Vanek	1	0	0	0
Danny Gare	2	0	0	0
Jerry Korab	2	0	0	0
Jim Schoenfeld	2	0	0	0
Mike Ramsey	4	0	0	0

NHL ALL-STAR GAME STATISTICS: GOALTENDERS

GOALTENDER	GP	GA	MIN	GAA
Don Edwards	2	2	59:04	2.03
Tom Barrasso	1	2	30:49	3.89
Gerry Desjardins	1	2	28:33	4.20
Dominik Hasek	5	12	100:00	7.20

GOALTENDER	GP	GA	MIN	GAA
Daren Puppa	1	4	30:46	7.80
Ryan Miller	1	3	20:00	9.00
Dave Dryden	1	5	29:37	10.13

NHL ALL-STAR TEAMS

FIRST TEAM

PLAYERS	POSITION	YEAR
Rick Martin	LW	1973-74
Rick Martin	LW	1974-75
Tom Barrasso	G	1983-84
Dominik Hasek	G	1993-94
Dominik Hasek	G	1994-95
Dominik Hasek	G	1996-97
Dominik Hasek	G	1997-98
Dominik Hasek	G	1998-99
Ryan Miller	G	2009-10

SECOND TEAM

PLAYERS	POSITION	YEAR
Rene Robert	RW	1974-75
Gilbert Perreault	C	1975-76
Rick Martin	LW	1975-76
Gilbert Perreault	C	1976-77
Rick Martin	LW	1976-77
Don Edwards	G	1977-78
Danny Gare	RW	1979-80
Jim Schoenfeld	D	1979-80
Don Edwards	G	1979-80
Tom Barrasso	G	1984-85
Daren Puppa	G	1989-90
Pat LaFontaine	C	1992-93
Alexander Mogilny	RW	1992-93
Thomas Vanek	LW	2006-07

NHL ALL-ROOKIE TEAMS

PLAYER	POSITION	YEAR
Phil Housley	D	1982-83
Tom Barrasso	G	1983-84
Ray Sheppard	RW	1987-88
Calle Johansson	D	1987-88
Tyler Myers	D	2009-10
Jhonas Enroth	G	2011-12
Jack Eichel	C	2015-16

REGULAR SEASON

FIRST PLAYERS ON THE ICE:	Roger Crozier, Paul Terbenche, Tracy Pratt, Ron Anderson, Hap Myers and Bill Inglis
FIRST GOAL:	Jim Watson, Oct. 10, 1970 at Pittsburgh (5:01, second period)
FIRST ASSIST:	Gerry Meehan, Oct. 10, 1970 at Pittsburgh on Jim Watson's goal
FIRST PENALTY:	Gerry Meehan, Oct. 10, 1970 at Pittsburgh (holding, 7:54, first period)
FIRST GOAL BY OPPONENT:	Wally Boyer of Pittsburgh, Oct. 10, 1970 (8:09, second period)
FIRST ASSIST BY OPPONENT:	Duane Rupp of Pittsburgh, Oct. 10, 1970, on Boyer's goal
FIRST PENALTY BY OPPONENT:	Duane Rupp of Pittsburgh, Oct. 10, 1970 (hooking, 1:41, first period)
FIRST POWER PLAY GOAL:	Gil Perreault, Oct. 10, 1970, at Pittsburgh (11:26, third period)
FIRST POWER PLAY GOAL BY OPPONENT:	Dave Balon of N.Y. Rangers, Oct. 14, 1970 at New York (15:52, third period)
FIRST SHORTHANDED GOAL:	Ron Anderson, October 23, 1970 vs. Detroit (13:40, third period)
FIRST MAJOR PENALTY:	Brian McDonald, Oct. 10, 1970, at Pittsburgh (fighting, 8:01, third period)
FIRST MAJOR PENALTY BY OPPONENT:	Bryan Hextall of Pittsburgh, Oct. 10, 1970 (fighting, 8:01, third period)
FIRST WIN:	Oct. 10, 1970 (2-1 at Pittsburgh)
FIRST TIE:	Oct. 18, 1970 (1-1 vs. Pittsburgh)
FIRST LOSS:	Oct. 14, 1970 (3-0 at N.Y. Rangers)
FIRST SHUTOUT:	Dec. 6, 1970 by Roger Crozier vs. Minnesota (1-0)
FIRST SHUTOUT BY OPPONENT:	Oct. 14, 1970 by Ed Giacomin at N.Y. Rangers (3-0)
FIRST GOAL AT HOME:	Oct. 18, 1970 by Gerry Meehan vs. Pittsburgh (5:48, second period)
FIRST HAT TRICK:	Jan. 29, 1971 by Gil Perreault vs. California
FIRST HAT TRICK BY OPPONENT:	Dec. 22, 1970 by Dave Balon of N.Y. Rangers
FIRST TWO-GOAL GAME:	Oct. 27, 1970 by Randy Wyrozub vs. Vancouver
FIRST MULTIPLE-POINT GAME:	Oct. 10, 1970 by Gerry Meehan vs. Pittsburgh (two assists)

PLAYOFFS

FIRST GAME:	April 4, 1973 at Montreal (lost 2-1)
FIRST GOAL:	Craig Ramsay, April 4, 1973 at Montreal (3:13, second period)
FIRST ASSIST:	Don Luce, April 4, 1973 at Montreal on Ramsay's goal
FIRST PENALTY:	Larry Hillman, April 4, 1973 at Montreal (6:21, first period)
FIRST MAJOR PENALTY:	Larry Mickey, April 5, 1973 at Montreal (17:19, first period)
FIRST POWER PLAY GOAL:	Rick Martin, April 5, 1973 at Montreal (16:48, first period)
FIRST SHORTHANDED GOAL:	Don Luce, May 3, 1975 at Montreal (6:42, first period)
FIRST GAME-WINNING GOAL:	Gil Perreault, April 8, 1973 vs. Montreal (5-1)
FIRST GOAL BY OPPONENT:	Jacques Lemaire of Montreal, April 4, 1973 (17:01, second period)
FIRST HAT TRICK:	Jim Lorentz, April 9, 1977 at Minnesota
FIRST HAT TRICK BY OPPONENT:	Yvon Cournoyer of Montreal, April 5, 1973 at Montreal
FIRST WIN:	April 8, 1973 vs. Montreal (5-1)
FIRST SHUTOUT:	April 9, 1980 vs. Vancouver (6-0, Bob Sauve)
FIRST TIME SHUT OUT:	May 1, 1975 by Montreal (7-0, Ken Dryden)
FIRST SERIES WIN:	4 games to 1 vs. Chicago (April 1975)
FIRST SERIES SWEEP:	2 games to 0 vs. Minnesota (April 1977)

ALL-TIE SABRES CAPTAINS

PLAYERS	YEARS	PLAYERS	YEARS
Floyd Smith	(1970-71)	James Patrick	(Dec. 2003)
Gerry Meehan	(1971-72 – 1973-74)	J.P. Dumont	(Jan. 2004)
Jim Schoenfeld	(1974-75 – 1976-77)	Daniel Briere	(Feb. 2004; 2005-06 – 2006-07)
Danny Gare	(1977-78 – 1980-81)	Chris Drury	(Nov. 2003; Mar. 2004; 2005-06 – 2006-07)
Gilbert Perreault	(1981-82–1985-86)	Toni Lydman	(Nov. 2007)
Lindy Ruff	(1986-87 – 1988-89)	Brian Campbell	(Dec. 2007)
Mike Foligno	(1989-90)	Jaroslav Spacek	(Jan. 2008)
Mike Ramsey	(1991-92)	Jochen Hecht	(Oct. 2007; Feb. 2008)
Pat LaFontaine	(1992-93 – 1996-97)	Craig Rivet	(2008-09 – Feb. 2011)
Alexander Mogilny*	(Nov. 1993 – Apr. 1994)	Jason Pominville	(Mar. 2008 – Apr. 2008; 2011-12 – Apr. 2013)
Michael Peca	(1997-98 – 1999-00)	Thomas Vanek**	(Oct. 2013)
Stu Barnes	(2001-02 – 2002-03)	Steve Ott**	(Oct. 2013 – Feb. 2014)
Miroslav Satan	(Oct. 2003)	Brian Gionta	(2014-15 - 2016-17)

* - Due to a season-ending injury to LaFontaine.

** - Served as captain on April 18, 1998 due to an injury to Michael Peca.

*** - Vanek and Ott served as co-captains until Vanek was traded to the New York Islanders on Oct. 27, 2013. Vanek was the captain for home games and Ott served as captain for road games. After the trade, Ott served as the team's full-time captain until he was traded to the St. Louis Blues on Feb. 28, 2014. The team finished the season without naming a replacement captain.

ALL-TIE SABRES COACHES

NAME	YEARS	REGULAR SEASON					PLAYOFFS			
		GAMES	W	L	T/OTL	PCT.	G	W	L	PCT.
Punch Imlach	(Oct. 1970 – Jan. 1972)	119	32	62	25	.374	0	0	0	0
Joe Crozier	(Jan. 1972 – May 1974)	192	77	80	35	.492	6	2	4	.333
Floyd Smith	(May 1974 – May 1977)	241	143	62	36	.668	32	16	16	.500
Marcel Pronovost	(Oct. 1977 – Dec. 1978)	104	52	29	23	.611	8	3	5	.375
Billy Inglis	(Dec. 1978 – June 1979)	56	28	18	10	.589	3	1	2	.333
Roger Neilson	(Oct. 1980 – May 1981)	80	39	20	21	.619	8	4	4	.500
Jim Roberts	(Dec. 1981 – Mar. 1982)	45	21	16	8	.556	0	0	0	0
Jim Schoenfeld	(June 1985 – Jan. 1986)	43	19	19	5	.500	0	0	0	0
Scotty Bowman	(June 1979 – May 1980, Oct. 1981 – Dec. 1981, Mar. 1982 – May 1985, Jan. 1986 – Nov. 1986)	404	210	134	60	.594	36	18	18	.500
Craig Ramsay	(Nov. 1986 – Dec. 1986)	21	4	15	2	.238	0	0	0	0
Ted Sator	(Dec. 1986 – Apr. 1989)	207	96	89	22	.517	11	3	8	.273
Rick Dudley	(Oct. 1989 – Dec. 1991)	188	85	72	31	.535	12	4	8	.333
John Muckler	(Dec. 1991 – June 1995)	268	125	109	34	.530	27	11	16	.407
Lindy Ruff	(July 1997 – Feb. 2013)	1,165	571	432	162	.560	101	57	44	.564
Ron Rolston	(Feb. 2013 – Nov. 2013)	51	19	26	6	.431	0	0	0	0
Ted Nolan	(July 1995 – May 1997, Nov. 2013 – Apr. 2015)	308	113	159	36	.425	12	5	7	.417
Dan Bylsma	(May 2015 - April 2017)	164	68	73	23	.476	0	0	0	0
Phil Housley	(June 2017 - Present)	0	0	0	0	0	0	0	0	0
TOTALS		3,656	1,702	1,415	539	.539	256	124	132	.484

Floyd Smith's record includes a 2-1 loss vs. Toronto on Jan. 9, 1972, when he filled in for Punch Imlach for a single game following a heart attack that ended Imlach's coaching career.

ALL-TIME SABRES ASSISTANT COACHES

ASSISTANT COACH	YEARS	ASSISTANT COACH	YEARS
Roger Neilson	1979-80	Brian McCutcheon	2000-01 – 2010-11
Jim Roberts	1979-80 – 1983-84	James Patrick	2006-07 – 2012-13
Ron Smith	1980-81	Kevyn Adams	2011-12 – 2012-13
Nick Polano	1981-82	Teppo Numminen	2011-12 – 2013-14
Red Berenson	1982-83 – 1983-84	Joe Sacco	2013-14
Joe Crozier	1984-85	Jerry Forton	2013-14
Craig Ramsay	1984-85 – 1986-87	Bryan Trottier	2014-15
Barry Smith	1985-86 – 1988-89	Tom Coolen	2014-15
John Van Boxmeer	1990-91 – 1991-92	Danny Flynn	2014-15
John Tortorella	1989-90 – 1994-95	Dave Barr	2015-16
Terry Martin	1995-96	Dan Lambert	2015-16
Paul Theriault	1996-97	Terry Murray	2015-16 – 2016-17
Mike Ramsey	1997-98 – 1999-00	Bob Woods	2016-17
Don Lever	1987-88 – 1989-90	Tom Ward	2016-17
	1992-93 – 2001-02	Davis Payne	2017-18
Scott Arniel	2002-03 – 2005-06	Chris Hajt	2017-18

NHL AWARDS WON BY SABRES

NHL AWARDS	AWARD WINNERS	YEAR(S)
Presidents' Trophy	Buffalo Sabres	(2006-07)
Hart Memorial Trophy	Dominik Hasek	(1997, 1998)
Art Ross Trophy	None	
Calder Memorial Trophy	Gilbert Perreault	(1971)
	Tom Barrasso	(1984)
	Tyler Myers	(2010)
James Norris Memorial Trophy	None	
Vezina Trophy	Bob Sauve & Don Edwards	(1980)
	Tom Barrasso	(1984)
	Dominik Hasek	(1994, 1995, 1997, 1998, 1999, 2001)
	Ryan Miller	(2010)
Conn Smythe Trophy	None	
Lady Byng Memorial Trophy	Gilbert Perreault	(1973)
Frank J. Selke Trophy	Craig Ramsay	(1985)
	Michael Peca	(1997)
William M. Jennings Trophy	Tom Barrasso & Bob Sauve	(1985)
	Dominik Hasek & Grant Fuhr	(1994)
	Dominik Hasek	(2001)
Lester B. Pearson Award	Dominik Hasek	(1997, 1998)
Jack Adams Award	Ted Nolan	(1997)
	Lindy Ruff	(2006)
Bill Masterton Memorial Trophy	Don Luce	(1975)
	Pat LaFontaine	(1995)
Lester Patrick Trophy	1980 U.S. Olympic Hockey Team	(Mike Ramsey & Rob McClanahan, 1980)
	Seymour H. Knox III & Pat LaFontaine	(1997)
King Clancy Memorial Trophy	Rob Ray	(1999)
NHL Foundation Award	Rob Ray	(1999)
	Ryan Miller	(2010)

NHL AWARDS WON BY YEAR

1970-71	Calder Trophy: Gilbert Perreault East Division All-Star: Gilbert Perreault
1971-72	East Division All-Star: Rick Martin, Gilbert Perreault
1972-73	Lady Byng Trophy: Gilbert Perreault East Division All-Star: Rick Martin, Rene Robert
1973-74	NHL First-Team All-Star: Rick Martin (LW) East Division All-Star: Rick Martin, Dave Dryden, Gilbert Perreault
1974-75	Bill Masterton Trophy: Don Luce NHL First-Team All-Star: Rick Martin (LW) NHL Second-Team All-Star: Rene Robert (RW) Wales Conference All-Star: Rick Martin, Rene Robert, Jerry Korab, Don Luce
1975-76	NHL Second-Team All-Star: Gilbert Perreault (C), Rick Martin (LW) Wales Conference All-Star: Floyd Smith (Head Coach), Rick Martin, Jerry Korab, Craig Ramsay
1976-77	Inducted into Hockey Hall of Fame: Tim Horton Charlie Conacher Memorial Trophy: Jim Lorentz NHL Second-Team All-Star: Gilbert Perreault (C), Rick Martin (LW) Wales Conference All-Star: Gerry Desjardins, Gilbert Perreault, Rick Martin, Jim Schoenfeld All-Star Game MVP: Rick Martin (2 goals)
1977-78	Inducted into Hockey Hall of Fame: Marcel Pronovost NHL Second-Team All-Star: Don Edwards (G) Wales Conference All-Star: Gilbert Perreault, Rick Martin
1978-79	NHL All-Star (Challenge Cup): Gilbert Perreault, Jim Schoenfeld
1979-80	Vezina Trophy: Don Edwards & Bob Sauve NHL Second-Team All-Star: Danny Gare, (RW), Jim Schoenfeld (D), Don Edwards (G) Wales Conference All-Star: Gilbert Perreault, Danny Gare, Jim Schoenfeld, Don Edwards
1980-81	Wales Conference All-Star: Scotty Bowman (Head Coach), Danny Gare, Bill Hajt
1981-82	Wales Conference All-Star Game: Mike Ramsey, John Van Boxmeer
1982-83	NHL All-Rookie Team: Phil Housley (D) Wales Conference All-Star: Mike Ramsey
1983-84	Inducted into Hockey Hall of Fame: Punch Imlach Vezina Trophy: Tom Barrasso Calder Trophy: Tom Barrasso NHL First-Team All-Star: Tom Barrasso (G) NHL All-Rookie Team: Tom Barrasso (G) Wales Conference All-Star: Gilbert Perreault, Phil Housley
1984-85	Selke Trophy: Craig Ramsay William M. Jennings Trophy: Tom Barrasso & Bob Sauve NHL Second-Team All-Star: Tom Barrasso (G) Wales Conference All-Star: Tom Barrasso, Bill Hajt, Mike Ramsey

NHL AWARDS WON BY YEAR

1985-86	Wales Conference All-Star: Mike Ramsey
1986-87	NHL All-Star (Rendez-vous '87): Mike Ramsey
1987-88	NHL All-Rookie Team: Ray Sheppard (RW), Calle Johansson (D) Wales Conference All-Star: Christian Ruutu NHL Player of the Month: Tom Barrasso (January 1988) NHL Rookie of the Month: Ray Sheppard (February 1988)
1988-89	Wales Conference All-Star: Phil Housley
1989-90	Inducted into Hockey Hall of Fame: Gilbert Perreault NHL Second-Team All-Star: Daren Puppa (G) Wales Conference All-Star: Pierre Turgeon, Dave Andreychuk, Daren Puppa, Phil Housley
1990-91	Inducted into Hockey Hall of Fame: Scotty Bowman Wales Conference All-Star: Uwe Krupp
1991-92	Wales Conference All-Star: Alexander Mogilny NHL Co-Player of the Month: Pat LaFontaine (January 1992)
1992-93	Inducted into Hockey Hall of Fame: Seymour H. Knox III NHL Second-Team All-Star: Pat LaFontaine (C), Alexander Mogilny (RW) Wales Conference All-Star: Alexander Mogilny, Pat LaFontaine NHL Co-Player of the Month: Alexander Mogilny (January 1993)
1993-94	William M. Jennings Trophy: Dominik Hasek & Grant Fuhr Vezina Trophy: Dominik Hasek NHL First-Team All-Star: Dominik Hasek (G) Eastern Conference All-Star: Alexander Mogilny NHL Co-Player of the Month: Dominik Hasek (December 1993)
1994-95	Bill Masterton Trophy: Pat LaFontaine Vezina Trophy: Dominik Hasek NHL First-Team All-Star: Dominik Hasek (G) Eastern Conference All-Star: Dominik Hasek
1995-96	Eastern Conference All-Star: Dominik Hasek
1996-97	Jack Adams Award: Ted Nolan Hart Trophy: Dominik Hasek Lester B. Pearson Award: Dominik Hasek Vezina Trophy: Dominik Hasek Selke Trophy: Michael Peca Lester Patrick Trophy: Seymour H. Knox III & Pat LaFontaine NHL First-Team All-Star: Dominik Hasek (G) Eastern Conference All-Star: Dominik Hasek

NHL AWARDS WON BY YEAR

1997-98	Hart Trophy: Dominik Hasek Lester B. Pearson Award: Dominik Hasek Vezina Trophy: Dominik Hasek NHL First-Team All-Star: Dominik Hasek (G) World Team All-Star: Dominik Hasek (Starting Goaltender) NHL Player of the Month: Dominik Hasek (December 1997 & February 1998) NHL Player of the Week: Dominik Hasek (Dec. 1-7, 1997)
1998-99	Vezina Trophy: Dominik Hasek King Clancy Trophy: Rob Ray NHL First-Team All-Star: Dominik Hasek (G) North America Team All-Star: Lindy Ruff (Head Coach) World Team All-Star: Dominik Hasek (Starting Goaltender, Leading Vote-getter), Alexei Zhitnik NHL Player of the Month: Dominik Hasek (December, 1998) NHL Player of the Week: Dominik Hasek (Nov. 30-Dec. 6, 1998; Dec. 7-13, 1998; Apr. 5-11, 1999), Miroslav Satan (Feb. 15-21, 1999; Mar. 15-21, 1999)
1999-00	World Team All-Star: Miroslav Satan NHL Player of the Week: Martin Biron (Nov. 1-7, 1999), Dominik Hasek (Apr. 3-9, 2000)
2000-01	Vezina Trophy: Dominik Hasek William M. Jennings Trophy: Dominik Hasek World Team All-Star: Dominik Hasek
2001-02	World Team All-Star: Alexei Zhitnik Selected to Future Stars Game at All-Star Game: Tim Connolly
2002-03	Eastern Conference All-Star: Miroslav Satan Selected to Future Stars Game at All-Star Game: Ryan Miller, Taylor Pyatt, Henrik Tallinder NHL Player of the Week: Miroslav Satan (Dec. 1-7, 2002) NHL Rookie of the Month: Ales Kotalik (January 2003)
2003-04	Selected to Future Stars Game at All-Star Game: Derek Roy NHL Defensive Player of the Week: Martin Biron (Oct. 20-26, 2003)
2005-06	Jack Adams Award: Lindy Ruff NHL Defensive Player of the Week: Ryan Miller (Dec. 19-25, 2005; Jan. 31-Feb 5, 2006)
2006-07	NHL Second-Team All-Star: Thomas Vanek (LW) Voted in as Eastern Conference All-Star Game starter: Ryan Miller (G), Daniel Briere (F), Brian Campbell (D) Eastern Conference All-Star: Lindy Ruff (Head Coach) All-Star Game MVP: Daniel Briere (1 goal, 4 assists) First Star of the Month: Ryan Miller (October 2006) Rookie of the Month: Drew Stafford (March 2007) First Star of the Week: Maxim Afinogenov (Oct. 16-22, 2006)
2007-08	Eastern Conference All-Star: Brian Campbell
2008-09	Eastern Conference All-Star: Thomas Vanek Third Star of the Month: Ryan Miller (January 2009) First Star of the Week: Thomas Vanek (Oct. 13-19, 2008) Third Star of the Week: Thomas Vanek (Dec. 8-14, 2008)

NHL AWARDS WON BY YEAR

2009-10	<p>Vezina Trophy: Ryan Miller Calder Trophy: Tyler Myers NHL Foundation Award: Ryan Miller NHL First-Team All-Star: Ryan Miller (G) NHL All-Rookie Team: Tyler Myers (D) NHL Rookie of the Month: Tyler Myers (January 2010)</p>
2010-11	<p>Rookie All-Star Selection: Tyler Ennis First Star of the Week: Ryan Miller (Mar. 21-27, 2011), Thomas Vanek (Apr. 4-10, 2011) Second Star of the Week: Ryan Miller (Nov. 29-Dec. 5, 2010), Drew Stafford (Feb. 7-13, 2011), Andrej Sekera (Feb. 28-Mar. 6, 2011) Third Star of the Week: Jhonas Enroth (Mar. 28-Apr. 3, 2011)</p>
2011-12	<p>NHL All-Rookie Team: Jhonas Enroth (G) NHL All-Star: Jason Pominville Rookie All-Star Selection: Luke Adam Third Star of the Month: Ryan Miller (March 2012) NHL Rookie of the Month: Marcus Foligno (March 2012) First Star of the Week: Ryan Miller (Feb. 27-Mar. 4, 2012) Second Star of the Week: Ryan Miller (Mar. 19-25, 2012)</p>
2012-13	<p>Third Star of the Month: Thomas Vanek (January 2013) First Star of the Week: Thomas Vanek (Jan. 28-Feb. 3, 2013)</p>
2013-14	<p>Second Star of the Week: Ryan Miller (Dec 23-29, 2013)</p>
2014-15	<p>NHL All-Star: Zemgus Girgensons (Leading Vote-getter) First Star of the Week: Tyler Ennis (Dec. 8-14)</p>
2015-16	<p>NHL All-Rookie Team: Jack Eichel (C) NHL All-Star: Ryan O'Reilly Third Star of the Week: Jack Eichel (Jan. 25-31)</p>
2016-17	<p>NHL All-Star: Kyle Okposo</p>

UNIFORM 1970 TO 2017

Equipped with one of the National Hockey League's two new teams, the Knox Brothers sought a name for the club that would accompany the Vancouver Canucks into the 1970-71 season. A contest brought about the name "Sabres," which just needed a logo to become the trademark of hockey on the Niagara Frontier. The Sabres crest would remain identical over the first 26 years. The first major change to the team's look came in 1996-97, which accompanied a new home for the Buffalo Sabres (the team moved from Memorial Auditorium into its new address of HSBC Arena).

The crest which would adorn the blue, white and gold jerseys of Buffalo Sabres players from October 1970 until April 1996 reflected the team's name. Along with the Buffalo appeared two crossed sabres "renowned as a clean, sharp, decisive and penetrating weapon on offense, as well as a strong parrying weapon on defense," according to team Public Relations Director Chuck Burr's 1970 press release.

A few minor changes were seen in the Buffalo sweaters over the first 26 years, mostly simple accessory changes. After adding players' last names to the back of the sweaters a few years earlier, 1978-79 marked the first season the team's jerseys did not have drawstrings at the neckline and the debut of the team's crest on the shoulders. While the next season was Buffalo's 10th anniversary campaign, a patch honoring that winter's Olympic Games in Lake Placid, N.Y., was the notable change on the uniforms. The 1980 Winter Olympics is where the legendary "Miracle on Ice" would take place, and where the Sabres held their 1980 training camp. It was probably fitting that 10 years later, a Buffalo Sabres' 20th anniversary logo patch was embroidered on the front right shoulder of the players' uniforms for 1989-90. Two years later, the Sabres joined the other NHL teams in wearing a commemorative patch for the league's 75th anniversary, and fans even had the opportunity to see it on both the home and road jerseys as Buffalo joined 15 other teams in the season-long celebration. For the second half of that season, the Sabres wore their road jerseys at home and donned the home jerseys for away games, to complement the "original six" teams who wore "throwback jerseys." A Stanley Cup centennial patch appeared on the 1992-93 uniforms. Buffalo would again recognize a significant anniversary with a special 25th anniversary logo, which was designed for the team's 1994-95 campaign. Players wore the fifth patch in seven years on the team's sweaters in 1995-96 (bearing jersey number one), remembering former NHL goalie Roger Crozier, who played six of his 14 seasons in the league in Buffalo.

The 1996-97 season began a new era in Buffalo Sabres hockey with a new home, new colors and a new logo. The Sabres' new colors would be black, white, red, gray and silver, featuring a white buffalo head as the new team logo. A secondary logo of a "B" with the familiar sabre piercing through it would also be featured on the shoulder of the new jerseys. In their first season in the new uniforms, the Sabres honored the memory of co-founder Seymour H. Knox III with a circular patch bearing the initials SHK III.

On Nov. 22, 2000, the Sabres unveiled the team's third jersey against the Philadelphia Flyers. The third jersey was a tribute to the original sweater, while incorporating colors and elements from the current design, unveiled in 1996. The organization chose from over 50 different concepts and developed a blend of the 1970s blue and gold crest, featuring the traditional circle and crossed Sabres logo, adorned on a red-based jersey, trimmed in the team's black and silver of the 1990s. The word "BUFFALO" appeared on the lower trim to signify the team's proud attachment to its hometown. The third jersey also featured the current Sabres white buffalo-head logo appearing on the shoulders. The Sabres also wore their original blue and yellow colors with the former logo and design for the season finale, April 4, 2003, against New Jersey.

The Sabres new uniform scheme, unveiled on September 16, 2006, took its inspiration from the original Sabres uniform (1971-1996) and second uniform (1996-2005). The design was a collaborative effort between the Sabres and Reebok International. The new "blue and gold" colors were altered to a deeper navy blue and richer gold that had a greater visual impact both in person and on television broadcasts. Silver accents and a revised "B-Sabre" logo were carried over from the team's second uniform. Unique in the NHL, the new uniforms had player numbers on the front of the jersey. Buffalo also debuted a new alternate uniform that was the original blue uniform from 1970 with the player number on the front like on the newly designed uniforms. The alternate jersey was only worn for the 2006-07 season.

For the Winter Classic game on January 1, 2008, the Sabres wore a modified version of the team's original white jerseys. This was the only time the jersey was worn that season.

The Sabres introduced a new third jersey in 2008-09 that incorporated design elements from the original uniforms while linking elements from the current jerseys. The team's original road uniform (1971-1996) was updated to incorporate the darker navy blue and rich gold featured in the current uniforms along with silver accents on the stripes to give dimension to the original design. The player numbers appeared on the front of the uniform and a neck tie was incorporated, similar to what was worn by the team the first seven years Buffalo was in the league. The original crossed Sabres logo also features silver accents to give a beveled look to the team's original logo. The jersey was designed to incorporate the design elements of the Reebok EDGE uniform system.

UNIFORM 1970 TO 2017

During the 2010-11 season the Sabres completed the return to their roots, adopting a uniform at home and on the road that recalled elements of the first uniform in franchise history. At home, the Sabres utilized the team's previous third jersey. On the road, they donned a white jersey that incorporates the same accent elements of the updated home jersey. The team also unveiled an all new 40th anniversary uniform. This classically-designed uniform was a tribute to not only the history of Buffalo hockey, but early NHL jersey designs of the past. The 40th anniversary alternate jersey was worn 12 times at HSBC Arena during the 2010-11 season and continued to serve as the team's alternate jersey in 2011-12.

The Sabres unveiled another new alternate jersey prior to the 2013-14 season that the team would wear for two seasons. Challenged by Sabres ownership to use gold as the primary jersey color for the first time in team history, the Sabres' creative team – in collaboration with Reebok – created a two-tone jersey with gold as the primary color on the front and navy blue on the back. A newly designed Buffalo Sabres wordmark appeared on the players' pant leg as well as just below the neckline on the main jersey, right above the Sabres' traditional crest on the front of the jersey. Additionally, a unique font and number art were designed by Reebok and were inspired by the tips of actual sabers. The all-new font was used for the jersey numbers as well as players' names. Captain and alternate captain insignia incorporated crossed sabers as design elements and the patches were moved from the traditional spot on the chest to the shoulder of the jersey.

The team saw minor changes to both its home and road jerseys when the NHL partnered with adidas before the 2017-18 season to unveil new authentic jerseys for all 31 NHL teams utilizing the company's ADIZERO technology and design elements. While each Sabres jersey retained its general appearance, the most significant changes included the removal of the silver piping and gray accents on the sides of the jerseys.



UNIFORM 1970 TO 2017



2000 Alternate Jersey



2006 Alternate Jersey



2006 Home Jersey



2006 Road Jersey



2008 Alternate Jersey



Winter Classic
2008 Jersey



2010 Home Jersey



2010 Road Jersey

UNIFORM 1970 TO 2017



2010 Alternate Jersey



2013 Alternate Jersey



2017 Home Jersey



2017 Road Jersey

ALL-TIME ATTENDANCE STATISTICS

REGULAR SEASON

YEAR	GP	ATTENDANCE	AVERAGE
1970-71	39	379,121	9,721
1971-72	39	597,622	15,324
1972-73	39	609,570	15,632
1973-74	39	611,052	15,668
1974-75	40	626,720	15,668
1975-76	40	657,320	16,433
1976-77	40	657,320	16,433
1977-78	40	657,320	16,433
1978-79	40	657,320	16,433
1979-80	40	657,320	16,433
1980-81	40	656,307	16,408
1981-82	40	619,400	15,585
1982-83	40	515,766	12,894
1983-84	40	566,562	14,164
1984-85	40	613,441	15,336
1985-86	40	587,635	14,691
1986-87	40	527,241	13,181
1987-88	40	571,088	14,277
1988-89	40	572,648	14,316
1989-90	40	634,692	15,867
1990-91	40	626,171	15,654
1991-92	40	615,668	15,392
1992-93*	41	614,227	14,981
1993-94#	41	602,779	14,702
1994-95	24	361,537	15,064
1995-96	41	563,271	13,738
1996-97	41	693,379	16,912
1997-98	41	641,034	15,635
1998-99	41	737,275	17,982
1999-00	41	736,174	17,955
2000-01	41	731,438	17,840
2001-02	41	705,468	17,207
2002-03	41	564,827	13,776
2003-04†	41	626,843	15,289
2005-06‡	41	690,474	16,841
2006-07	41	766,290	18,690
2007-08‡	41	765,817	18,678
2008-09	41	759,798	18,532
2009-10	41	759,695	18,529
2010-11	41	756,568	18,453
2011-12§	40	747,485	18,687
2012-13	24	455,281	18,970
2013-14	41	761,595	18,575
2014-15	41	761,604	18,576
2015-16	41	761,923	18,583
2016-17	41	762,281	18,592

PLAYOFFS

GP	ATTENDANCE	AVERAGE
0	0	0
0	0	0
3	47,004	15,668
0	0	0
9	142,767	15,863
5	82,165	16,433
3	49,299	16,433
4	65,732	16,433
2	32,866	16,433
7	115,031	16,433
5	70,386	14,077
2	30,043	15,022
4	65,732	16,433
2	32,866	16,433
2	30,828	15,414
0	0	0
0	0	0
3	49,299	16,433
2	32,866	16,433
3	49,076	16,359
3	45,010	15,003
3	44,069	14,690
4	65,300	16,325
3	46,889	15,630
2	29,486	14,743
0	0	0
7	130,165	18,595
7	130,165	18,595
10	185,950	18,595
2	37,380	18,690
7	130,276	18,611
0	0	0
0	0	0
0	0	0
8	149,520	18,690
9	168,210	18,690
0	0	0
0	0	0
3	56,070	18,690
3	56,070	18,690
0	0	0
0	0	0
0	0	0
0	0	0
0	0	0
0	0	0

First Niagara Center increased capacity from 18,595 to 18,690 to start the 1999-00 season due to reconfiguration of the arena's handicapped seating and from 18,690 to 19,070 to start the 2012-13 season.

* - One game played at Copps Coliseum, Hamilton, ON

- One game played at ARCO Arena, Sacramento, CA

† - One game played at Blue Cross Arena, Rochester, NY (11,200).

‡ - One game played at Ralph Wilson Stadium, Orchard Park, NY (71,217).

§ - One game played at Hartwall Areena, Helsinki, Finland (not included in totals).

Longest sellout streak including playoffs: 359 - (October 15, 1972 to November 12, 1980)

1970

PLAYER	RD.	NO.	POS.	LASTTEAM
Perreault, Gilbert	1	1	C	Montreal Jr. Canadiens
Deadmarsh, Butch	2	15	LW	Brandon Wheat Kings
Cuddie, Steve	3	29	D	Toronto Marlboros
Wyrozub, Randy	4	43	C	Edmonton Oil Kings
Morton, Mike	5	57	F	Shawinigan Bruins
Keeler, Tim	6	71	D	Niagara Falls Flyers
Regan, Tim	7	84	G	Boston University
Rombough, Doug	8	97	C	St. Catharines Black Hawks
Nadeau, Luc	9	107	C	Drummondville Rangers

1971

PLAYER	RD.	NO.	POS.	LAST TEAM
Martin, Richard	1	5	LW	Montreal Jr. Canadiens
Ramsay, Craig	2	19	LW	Peterborough TPT's
Hajt, Bill	3	33	D	Saskatoon Blades
Richer, Robert	4	47	C	Three Rivers Dukes
Warr, Steve	5	61	D	Clarkson University
Duguay, Pierre	6	75	C	Quebec Remparts

1972

PLAYER	RD.	NO.	POS.	LAST TEAM
Schoenfeld, Jim	1	5	D	Niagara Falls Flyers
Carriere, Larry	2	25	D	Loyola Univ. (Montreal)
McMasters, Jim	3	37	D	Calgary Centennials
Campeau, Richard	4	53	D	Sorel Black Hawks
Gratton, Gilles	5	69	G	Oshawa Generals
McNab, Peter	6	85	RW	University of Denver

1973

PLAYER	RD.	NO.	POS.	LAST TEAM
Titanic, Morris	1	12	LW	Sudbury Wolves
Landry, Jean	2	28	D	Quebec Remparts
Deschamps, Andre	3	44	LW	Quebec Remparts
Dupuis, Yvon	4	60	LW	Quebec Remparts
Smulders, Bob	5	76	RW	Peterborough TPT's
Korzack, Neil	6	92	RW	Peterborough TPT's
Young, Bob	7	108	D	University of Denver
O'Connell, Tim	8	124	RW	University of Vermont

1974

PLAYER	RD.	NO.	POS.	LAST TEAM
Fogolin, Lee	1	11	D	Oshawa Generals
Gare, Danny	2	29	RW	Calgary Centennials
Deziel, Michel	3	47	LW	Sorel Black Hawks
McIntosh, Paul	4	65	D	Peterborough TPT's
Lariviere, Gary	5	83	D	St. Catharines Black Hawks
Given, David	6	101	D	Brown University
Noreau, Bernard	7	119	RW	Laval National
Constantin, Charles	8	136	LW	Quebec Remparts
Jodzio, Rick	9	153	LW	Hamilton Red Wings
Smith, Derek	10	168	C	Ottawa 67's
Tsujimoto, Taro	11	183	C	Tokyo Katanas
Geoffrion, Bob	12	196	LW	Cornwall Royals

1975

PLAYER	RD.	NO.	POS.	LAST TEAM
Sauve, Bob	1	17	G	Laval National
Breitenbach, Ken	2	35	D	St. Catharines Black Hawks
Martin, Terry	3	44	LW	London Knights
McAdam, Gary	3	53	RW	St. Catharines Black Hawks
Neeld, Greg	4	71	D	Calgary Centennials
Edwards, Don	5	89	G	Kitchener Rangers
Minor, Jim	6	107	LW	Regina Pats
Rowe, Grant	7	125	D	Ottawa 67's
Tidey, Alex	8	143	RW	Lethbridge Broncos
Whitby, Andy	9	159	RW	Oshawa Generals
Moher, Len	10	174	G	University of Notre Dame

1976

PLAYER	RD.	NO.	POS.	LAST TEAM
Kowal, Joe	2	33	LW	Hamilton Fincups
Maze, Henry	4	69	LW	Edmonton Oil Kings
Roscoe, Ron	5	87	D	Hamilton Fincups
Lemieux, Don	6	105	D	Three Rivers Draveurs

1977

PLAYER	RD.	NO.	POS.	LAST TEAM
Seiling, Ric	1	14	RW	St. Catharines Fincups
Areschenkoff, Ron	2	32	C	Medicine Hat Tigers
Stewart, Bill	4	68	D	Niagara Falls Flyers
Sirois, Richard	5	86	G	Laval National
Ramsey, Wayne	6	104	D	Brandon Wheat Kings

1978

PLAYER	RD.	NO.	POS.	LAST TEAM
Playfair, Larry	1	13	D	Portland Winter Hawks
McKegney, Tony	2	32	LW	Kingston Canadiens
McClanahan, Rob	3	49	LW	University of Minnesota
Gazdic, Mike	4	66	D	Sudbury Wolves
Ireland, Randy	5	82	G	Portland Winter Hawks
McGregor, Cam	6	99	LW	Cornwall Royals
Eastman, Dan	7	116	C	London Knights
Stroebel, Eric	8	133	C	University of Minnesota
O'Sullivan, Eugene	9	150	C	Calgary Wranglers

1979

PLAYER	RD.	NO.	POS.	LAST TEAM
Ramsey, Mike	1	11	D	University of Minnesota
Ruff, Lindy	2	32	D	Lethbridge Broncos
Robinson, Mark	3	53	D	Victoria Cougars
Cloutier, Jacques	3	55	G	Three Rivers Draveurs
Hamel, Gilles	4	74	LW	Laval National
Haworth, Alan	5	95	C	Sherbrooke Beavers
Knickle, Rick	6	116	G	Brandon Wheat Kings

1980

PLAYER	RD.	NO.	POS.	LAST TEAM
Patrick, Steve	1	20	RW	Brandon Wheat Kings
Moller, Mike	2	41	RW	Lethbridge Broncos
McKenna, Sean	3	56	RW	Sherbrooke Beavers
North, Jay	3	62	C	Jefferson (Minn.) H.S.
Wiemer, Jim	4	83	D	Peterborough Petes
Rueter, Dirk	5	104	D	Sault St. Marie Greyhounds
Naud, Daniel	6	125	D	Sorel Black Hawks
Paavola, Jari	7	146	G	T.P.S. (Finland)
Cunneyworth, Randy	8	167	C	Ottawa 67's
Beckon, Dave	9	188	C	Peterborough Petes
Bader, John	10	209	LW	Irondale (Minn.) H.S.

1981

PLAYER	RD.	NO.	POS.	LAST TEAM
Dudacek, Jiri	1	17	RW	Czechoslovakia
Virta, Hannu	2	38	D	T.P.S. (Finland)
Aldred, Jim	3	59	LW	Kingston Canadiens
Chisholm, Colin	3	60	D	Calgary Wranglers
Eatough, Jeff	4	80	RW	Cornwall Royals
Wikberg, Anders	4	83	LW	Timra (Sweden)
Eivola, Mauri	5	101	C	T.P.S. (Finland)
Butorac, Ali	6	122	D	Ottawa 67's
Leime, Heikki	7	143	D	T.P.S. (Finland)
Orlando, Gates	8	164	C	Providence College
Sebek, Venci	9	185	D	Niagara Falls Flyers
Harper, Warren	10	206	RW	Prince Albert

1982

PLAYER	RD.	NO.	POS.	LAST TEAM
Housley, Phil	1	6	D	South St. Paul (Minn.) H.S.
Cyr, Paul	1	9	LW	Victoria Cougars
Andreychuk, Dave	1	16	C	Oshawa Generals
Anderson, Mike	2	26	C	North St. Paul (Minn.) H.S.
Johansson, Jens	2	30	D	Pitea (Sweden)
Jutila, Timo	4	68	D	Tappara (Finland)
Hamilton, Jeff	4	79	C	Providence College
Logan, Bob	5	100	RW	West Island
Parker, Jeff	6	111	C	Mariner (Minn.) H.S.
Gustavsson, Jacob	6	121	G	Almtuna (Sweden)
Bishop, Alan	7	142	D	Niagara Falls Flyers
Verret, Claude	8	163	C	Three Rivers Draveurs
Norman, Rob	9	184	RW	Cornwall Royals
Craig, Mike	10	205	G	Billings Bighorns
Plankers, Jim	11	226	D	Cloquet (Minn.) H.S.

1983

PLAYER	RD.	NO.	POS.	LAST TEAM
Barrasso, Tom	1	5	G	Acton-Boxborough H.S.
Lacombe, Normand	1	10	RW	Univ. of New Hampshire
Creighton, Adam	1	11	C	Ottawa 67's
Tucker, John	2	31	C	Kitchener Rangers
Hajdu, Richard	2	34	LW	Kamloops Jr. Oilers
Puppa, Daren	4	74	G	Kirkland Lake Intermediates
Meyer, Jayson	5	94	D	Regina Pats

1983

PLAYER	RD.	NO.	POS.	LAST TEAM
Hofford, James	6	114	D	Windsor Spitfires
Ruutu, Christian	7	134	C	IFK, Helsinki (Finland)
McSween, Don	8	154	D	Redford (Mich.) Royals
Hoover, Tim	9	174	D	Sault St. Marie Greyhounds
Ferner, Mark	10	194	D	Kamloops Blazers
Krupp, Uwe	11	214	D	Kolner (West Germany)
Hamelin, Marc	12	234	G	Shawinigan Cataracts
Salfi, Kermit	12	235	LW	Northwood Prep H.S.

1984

PLAYER	RD.	NO.	POS.	LAST TEAM
Andersson, Mikael	1	18	LW	Vastra Frolunda (Sweden)
Trapp, Doug	2	39	LW	Regina Pats
Sheppard, Ray	3	60	RW	Cornwall Royals
Halkidis, Bob	4	81	D	London Knights
Rampton, Joey	5	102	LW	Sault Ste. Marie Greyhounds
Gasseau, James	6	123	D	Drummondville
Wakaluk, Darcy	7	144	G	Kelowna Wings
Stambert, Orwar	8	165	D	Djurgardens (Sweden)
McKinnon, Brian	10	207	C	Ottawa 67's
Delcourt, Grant	11	228	RW	Kelowna Wings
Baker, Sean	12	249	LW	Seattle Breakers

1985

PLAYER	RD.	NO.	POS.	LAST TEAM
Johansson, Calle	1	14	D	Vastra Frolunda (Sweden)
Hogue, Benoit	2	35	C	St. Jean Beavers
Gretzky, Keith	3	56	C	Windsor Compuware Spitfires
Moylan, Dave	4	77	D	Sudbury Wolves
Priestlay, Ken	5	98	C	Victoria Cougars
Reekie, Joe	6	119	D	Cornwall Royals
Matikainen, Petri	7	140	D	Sapko (Finland)
Kaese, Trent	8	161	RW	Lethbridge Broncos
Sejba, Jiri	9	182	LW	Dukla Jihlava (Czech.)
Sutton, Boyd	10	203	C	Stratford Jr. B
Larose, Guy	11	224	C	Guelph Platers
Baumgartner, Ken	12	245	D	Prince Albert Raiders

1986

PLAYER	RD.	NO.	POS.	LAST TEAM
Anderson, Shawn	1	5	D	Team Canada
Brown, Greg	2	26	D	St. Marks H.S.
Corkum, Bob	3	47	RW	University of Maine
Kerr, Kevin	3	56	RW	Windsor Compuware Spitfires
Baseggio, David	4	68	D	Yale University
Rooney, Larry	5	89	D	Thayer
Baldris, Miguel	6	110	D	Shawinigan Cataracts
Hartman, Mike	7	131	RW	North Bay Centennials
Guay, Francois	8	152	LW	Laval Titans
Whitham, Shawn	9	173	D	Providence College
Rein, Kenton	10	194	G	Prince Albert Raiders
Arndt, Troy	11	215	D	Portland Winter Hawks
Capello, Jeff	S1	5	LW	University of Vermont
Cullen, John	S2	10	C	Boston University

Note: S in round number refers to the supplemental draft.

1987

PLAYER	RD.	NO.	POS.	LAST TEAM
Turgeon, Pierre	1	1	C	Granby Bisons
Miller, Brad	2	22	D	Regina Pats
MacVicar, Andrew	3	53	LW	Peterborough Petes
Bradley, John	4	84	G	New Hampton H.S.
Pergola, David	5	85	RW	Belmont Hill H.S.
Marshall, Chris	6	106	LW	Boston College H.S.
Flanigan, Paul	7	127	D	New Hampton H.S.
Dooley, Sean	8	148	D	Groton
Roberts, Tim	8	153	C	Deerfield Academy
Tkachuk, Grant	9	169	LW	Saskatoon Blades
Herbers, Ian	10	190	D	Swift Current Broncos
Littman, David	11	211	G	Boston College
MacIlsac, Allan	12	232	LW	Guelph Platers
Snuggerud, Dave	S1	1	LW	University of Minnesota
de Carle, Mike	S2	6	RW	Lake Superior St.

1988

PLAYER	RD.	NO.	POS.	LAST TEAM
Savage, Joel	1	13	RW	Victoria Cougars
Loewen, Darcy	3	55	LW	Spokane Chiefs
Carney, Keith	4	76	D	Mt. St. Charles H.S.
Mogilny, Alexander	5	89	RW	ZSKA Moscow
Ray, Rob	5	97	LW	Cornwall Royals
Di Vita, David	6	106	D	Lake Superior State
McLaughlin, Mike	6	118	LW	Choate
Griffith, Mike	7	139	RW	Ottawa 67's
Ruoho, Daniel	8	160	D	Madison Memorial H.S.
Flaherty, Wade	9	181	G	Victoria Cougars
Nieman, Thomas	11	223	RW	Choate
Wallwork, Robert	12	244	C	Miami (Ohio) University
Davies, Clarke	S3	18	D	Ferris State University

1989

PLAYER	RD.	NO.	POS.	LAST TEAM
Haller, Kevin	1	14	D	Regina Pats
Thomas, Scott	3	56	RW	Nichols (N.Y.) H.S.
MacDonald, Doug	4	77	C	University of Wisconsin
Sutton, Ken	5	98	D	Saskatoon Blades
Pye, Bill	6	107	G	Northern Michigan University
Barkley, Mike	6	119	RW	University of Maine
Plante, Derek	8	161	C	Cloquet (Minn.) H.S.
Audette, Donald	9	183	RW	Laval Titans
Astley, Mark	10	194	D	Lake Superior State
Nelson, John	10	203	C	Toronto Marlboros
Henderson, Todd	11	224	G	Thunder Bay
Bavis, Michael	12	245	RW	Cushing Academy
Boyce, Ian	S3	19	LW	University of Vermont

1990

PLAYER	RD.	NO.	POS.	LAST TEAM
May, Brad	1	14	LW	Niagara Falls Thunder
McCarthy, Brian	4	82	C	Pingree H.S. (Mass.)

Note: S in round number refers to the supplemental draft.

1990

PLAYER	RD.	NO.	POS.	LAST TEAM
Smehlik, Richard	5	97	D	Vitkovice (Czech.)
Bojcun, Todd	5	100	G	Peterborough (OHL)
Pascall, Brad	5	103	D	University of North Dakota
Gordiouk, Viktor	7	142	LW	Krylja Sovetov
Nedoma, Milan	8	166	D	Zetor Brno (Czech.)
Winch, Jason	9	187	LW	Niagara Falls Thunder
Naud, Sylvain	10	208	RW	Laval Titans
Martin, Kenneth	11	229	LW	Belmont Hill (Mass.) H.S.
Rubachuk, Brad	12	250	C	Lethbridge Hurricanes
McFarlane, Shane	S3	24	C	University of North Dakota

1991

PLAYER	RD.	NO.	POS.	LAST TEAM
Boucher, Philippe	1	13	D	Granby Bisons
Dawe, Jason	2	35	LW	Peterborough Petes
Young, Jason	3	57	LW	Sudbury Wolves
Ambroziak, Peter	4	72	LW	Ottawa 67's
Shields, Steve	5	101	G	Univ. of Michigan
O'Donnell, Sean	6	123	D	Sudbury Wolves
Holzinger, Brian	6	124	C	Detroit Red Wings Jr. A
Snell, Chris	7	145	D	Ottawa 67's
Kuntos, Jiri	8	162	D	Jihlava (Czech.)
Iob, Tony	9	189	LW	Sault St. Marie Greyhounds
Meany, Spencer	10	211	RW	St. Lawrence University
Volkov, Mihail	11	233	RW	Krylja (U.S.S.R.)
Smith, Mike	12	255	D	Lake Superior State
Steer, Jamie	S3	19	RW	Michigan Tech

1992

PLAYER	RD.	NO.	POS.	LAST TEAM
Cooper, David	1	11	D	Medicine Hat (WHL)
Cierny, Jozef	2	35	LW	Zvolen (Czech)
Steiner, Ondrej	3	59	C	Plzen (Czech)
Melanson, Dean	4	80	D	St. Hyacinthe (QMJHL)
Barnaby, Matthew	4	83	LW	Beauport (QMJHL)
Ketterer, Markus	5	107	G	Jokerit (Finland)
Khmylev, Yuri	5	108	LW	Krylja (CIS)
Rushforth, Paul	6	131	C	North Bay (OHL)
Tiltgen, Dean	8	179	C	Tri-City (WHL)
Simon, Todd	9	203	C	Niagara Falls (OHL)
Kowalsky, Rick	10	227	RW	Sault St. Marie (OHL)
Clancy, Chris	11	251	LW	Cornwall (OHL)

1993

PLAYER	RD.	NO.	POS.	LAST TEAM
Tsygurov, Denis	2	38	D	Lada Togliatti (CIS)
Philpott, Ethan	3	64	RW	Phillips Andover Academy
Safarik, Richard	5	116	LW	Nitra (EUR)
Pozzo, Kevin	6	142	D	Moose Jaw (WHL)
Petrenko, Sergei	7	168	LW	Dynamo Moscow (CIS)
Barrie, Mike	8	194	C	Victoria (WHL)
Moore, Barrie	9	220	LW	Sudbury (OHL)
Davis, Chris	10	246	G	Calgary Royals (Tier 2)
Nichol, Scott	11	272	C	Portland (WHL)

Note: S in round number refers to the supplemental draft.

1994

PLAYER	RD.	NO.	POS.	LAST TEAM
Primeau, Wayne	1	17	C	Owen Sound (OHL)
Brown, Curtis	2	43	C	Moose Jaw (WHL)
Ndur, Rumun	3	69	D	Guelph (OHL)
Klimentiev, Sergei	5	121	D	Medicine Hat (WHL)
Benazic, Cal	6	147	D	Medicine Hat (WHL)
Plouffe, Steve	7	168	G	Granby (QMJHL)
Hnidý, Shane	7	173	D	Prince Albert (WHL)
Webb, Steve	7	176	RW	Peterborough (OHL)
Westerby, Bob	8	199	LW	Kamloops (WHL)
Millar, Craig	9	225	D	Swift Current (WHL)
Polak, Mark	10	251	C	Medicine Hat (WHL)
Wright, Shayne	11	277	D	Owen Sound (OHL)

1995

PLAYER	RD.	NO.	POS.	LAST TEAM
McKee, Jay	1	14	D	Niagara Falls (OHL)
Biron, Martin	1	16	G	Beauport (QMJHL)
Dutiaume, Mark	2	42	LW	Brandon (WHL)
Sunderland, Mathieu	3	68	RW	Drummondville (QMJHL)
Davidson, Matt	4	94	RW	Portland (WHL)
Menhart, Marian	5	111	D	Litvinov (Czech)
Popp, Kevin	5	119	D	Seattle (WHL)
Bienvenue, Daniel	5	123	LW	Val d'Or (QMJHL)
Scott, Brian	7	172	C	Kitchener (OHL)
Zanutto, Mike	8	198	C	Oshawa (OHL)
Sklac, Rob	9	224	LW	Kamloops (WHL)

1996

PLAYER	RD.	NO.	POS.	LAST TEAM
Rasmussen, Erik	1	7	C/LW	University of Minnesota
Sarich, Cory	2	27	D	Saskatoon (WHL)
Van Oene, Darren	2	33	LW	Brandon (WHL)
Methot, Francois	3	54	C	St-Hyacinthe (QMJHL)
Walsh, Kurt	4	87	RW	Owen Sound (OHL)
Martone, Mike	4	106	D	Peterborough (OHL)
Tezikov, Alexei	5	115	D	Lada Togliatti (Russia)
Davis, Ryan	6	142	RW	Owen Sound (OHL)
Mortier, Darren	6	161	C	Sarnia (OHL)
Buhler, Scott	9	222	G	Medicine Hat (WHL)

1997

PLAYER	RD.	NO.	POS.	LAST TEAM
Noronen, Mika	1	21	G	Tappara (Finland)
Tallinder, Henrik	2	48	D	AIK (Sweden)
Afinogenov, Maxim	3	69	RW	Dynamo (Russia)
Martin, Jeff	3	75	C	Windsor (OHL)
Theoret, Luc	4	101	D	Lethbridge (WHL)
DiRoberto, Torrey	5	128	C	Seattle (WHL)
Campbell, Brian	6	156	D	Ottawa (OHL)
Adduono, Jeremy	7	184	RW	Sudbury (OHL)
Piros, Kamil	8	212	C	Litvinov (Czech)
Kemp, Dylan	9	238	D	Lethbridge (WHL)

1998

PLAYER	RD.	NO.	POS.	LAST TEAM
Kalinin, Dimitri	1	18	D	Traktor (Russia)
Peters, Andrew	2	34	LW	Oshawa (OHL)
Milley, Norman	2	47	RW	Sudbury (OHL)
Kristek, Jaroslav	2	50	RW	ZPS Zlin (Czech)
Pandolfo, Mike	3	77	LW	St. Sebastien's
Goldade, Aaron	5	137	C	Brandon (WHL)
Kotalik, Ales	6	164	RW	HC Ceske Budejovice (Czech)
Moran, Brad	7	191	C	Calgary (WHL)
Moravec, David	8	218	RW	HC Vitkovice (Czech)
Terglav, Edo	9	249	RW	Baie-Comeau (QMJHL)

1999

PLAYER	RD.	NO.	POS.	LAST TEAM
Heisten, Barrett	1	20	LW	University of Maine
Bartovic, Milan	2	35	RW	Trencin (Slovakia)
Janik, Doug	2	55	D	University of Maine
Zigomanis, Michael	2	64	C	Kingston (OHL)
Preston, Tim	3	73	LW	Seattle (WHL)
Mosovsky, Karel	4	117	LW	Regina (WHL)
Miller, Ryan	5	138	G	Soo (NAHL)
Kinch, Matthew	5	146	D	Calgary (WHL)
Hyacinthe, Seneque	6	178	LW	Val D'Or (QMJHL)
Dececco, Bret	7	206	RW	Seattle (WHL)
Self, Brad	8	235	C	Peterborough (OHL)
Brunel, Craig	9	263	RW	Prince Albert (WHL)

2000

PLAYER	RD.	NO.	POS.	LAST TEAM
Kriukov, Artem	1	15	C	Yaroslavl (Russia)
Decaire, Gerard	2	48	D	Seattle (WHL)
Rousseau, Ghyslain	4	111	G	Baie-Comeau (QMJHL)
Denisov, Denis	5	149	D	HC Moscow (Russia)
Bizyayev, Vasily	7	213	F	CSKA Jr. (Russia)
Gaustad, Paul	7	220	C/LW	Portland (WHL)
McMorrow, Sean	8	258	D	Kitchener (OHL)
Courtney, Ryan	9	277	LW	Windsor (OHL)

2001

PLAYER	RD.	NO.	POS.	LAST TEAM
Novotny, Jiri	1	22	C	Budejovice (Czech)
Roy, Derek	2	32	C	Kitchener (OHL)
Thorburn, Chris	2	50	C	North Bay (OHL)
Pominville, Jason	2	55	RW	Shawinigan (QMJHL)
Vondrka, Michal	5	155	LW	Budejovice (Czech)
Aslund, Calle	8	234	D	Huddinge (Sweden)
Dubec, Marek	8	247	D	Vsetin (Slovakia)
Jorde, Ryan	9	279	D	Tri-City (WHL)

2002

PLAYER	RD.	NO.	POS.	LAST TEAM
Ballard, Keith	1	11	D	University of Minnesota
Paille, Daniel	1	20	LW	Guelph (OHL)
Tessier, Michael	3	76	LW	Acadie-Bathurst (QMJHL)

2002

PLAYER	RD.	NO.	POS.	LAST TEAM
Adams, John	3	82	D	Boston College
Hulva, Jakub	4	108	F	Citkovice (Czech)
Magers, Marty	4	121	G	Omaha (USHL)
Sheviev, Maxim	6	178	C	Elemash Elektorstal (Russia)
Hecl, Radoslav	7	208	D	Bratislava (Slovakia)
Wideman, Dennis	8	241	D	London (OHL)
Cizek, Martin	9	271	D	HC Slavia Praha (Czech)

2003

PLAYER	RD.	NO.	POS.	LAST TEAM
Vanek, Thomas	1	5	LW	University of Minnesota
Fabry, Branislav	2	65	RW	Bratislava Jr. (Slovakia)
MacArthur, Clarke	3	74	LW	Medicine Hat (WHL)
Hejda, Jan	4	106	D	HC Slavia Praha (Czech)
Ezhov, Denis	4	114	D	Togliatti (Russia)
Morrow, Thomas	5	150	D	Des Moines (USHL)
Voroshinin, Pavel	6	172	D	Mississauga (OHL)
Paetsch, Nathan	7	202	D	Moose Jaw (WHL)
Weber, Jeff	8	235	G	Plymouth (OHL)
Martin, Louis-Phillippe	9	266	RW	Baie-Comeau (QMJHL)

2004

PLAYER	RD.	NO.	POS.	LAST TEAM
Stafford, Drew	1	13	RW	University of North Dakota
Funk, Michael	2	43	D	Portland (WHL)
Sekera, Andrej	3	71	D	Trencin Jr. (Slovakia)
Valent, Michal	5	145	G	Martin Jr. (Slovakia)
Kaletka, Patrick	6	176	RW	Peterborough (OHL)
Mancari, Mark	7	207	RW	Ottawa (OHL)
Card, Mike	8	241	D	Kelowna (WHL)
Hunter, Dylan	9	273	LW	London (OHL)

2005

PLAYER	RD.	NO.	POS.	LAST TEAM
Zagrapan, Marek	1	13	C	Chicoutimi (QMJHL)
Gogulla, Philippe	2	48	LW	Koln (Germany)
Gagnani, Marc-Andre	3	87	D	PEI (QMJHL)
Butler, Chris	4	96	D	Sioux City (USHL)
Gerbe, Nathan	5	142	C	US Under-18 (USDL)
Dennis, Adam	6	182	G	London (OHL)
Buravchikov, Vyacheslav	6	191	D	Kryja (Russia)
Generous, Matt	7	208	D	N.E. Jr. Falcons (EJHL)
Orpik, Andrew	7	227	D	Thayer Academy (USHSE)

2006

PLAYER	RD.	NO.	POS.	LAST TEAM
Persson, Dennis	1	24	D	Vasteras Jr. (Sweden)
Enroth, Jhonas	2	46	G	Sodertalje (Sweden)
Weber, Mike	2	57	D	Windsor (OHL)
Schutz, Felix	4	117	C	Saint John (QMJHL)
Biega, Alex	5	147	D	Salisbury (USHS)
Breault, Benjamin	7	207	C	Baie Comeau (QMJHL)

2007

PLAYER	RD.	NO.	POS.	LAST TEAM
Brennan, T.J.	2	31	D	St. John's (QMJHL)
Schiestel, Drew	2	59	D	Mississauga (OHL)
Tropp, Corey	3	89	F	Sioux Falls (USHL)
Eidsness, Bradley	5	139	G	Okotoks (AJHL)
Allard, Jean-Simon	5	147	C	St. John's (QMJHL)
Byron, Paul	6	179	C	Gatineau (QMJHL)
Eno, Nick	7	187	G	Green Mountain (EJHL)
MacKenzie, Drew	7	209	D	The Taft School (USHS)

2008

PLAYER	RD.	NO.	POS.	LAST TEAM
Myers, Tyler	1	12	D	Kelowna (WHL)
Ennis, Tyler	1	26	LW	Medicine Hat (WHL)
Adam, Luke	2	44	LW	St. John's (WHL)
Fienhage, Cory	3	81	D	Eastview (USHS)
Jokinen, Justin	4	101	RW	Cloquet (USHS)
Southorn, Jordon	4	104	D	PEI (QMJHL)
Lagace, Jacob	5	134	LW	Chicoutimi (QMJHL)
Crawford, Nick	6	164	D	Saginaw (OHL)

2009

PLAYER	RD.	NO.	POS.	LAST TEAM
Kassian, Zack	1	13	RW	Peterborough (OHL)
McNabb, Brayden	3	66	D	Kootenay (WHL)
Foligno, Marcus	4	104	LW	Sudbury (OHL)
Adams, Mark	5	134	D	Malden Catholic (USHS)
Knapp, Connor	6	164	G	Miami (CCHA)
Legault, Maxime	7	194	RW	Shawinigan (QMJHL)

2010

PLAYER	RD.	NO.	POS.	LAST TEAM
Psyk, Mark	1	23	D	Edmonton (WHL)
Gauthier-Leduc, Jerome	3	68	D	Rouyn-Noranda (QMJHL)
Sundher, Kevin	3	75	C	Chilliwack (WHL)
MacKenzie, Matt	3	83	D	Calgary (WHL)
Shiple, Steven	4	98	C	Owen Sound (OHL)
Sutch, Gregg	5	143	RW	Mississauga (OHL)
Henley, Cedrick	6	173	LW	Val d'Or (QMJHL)
Isackson, Christian	7	203	RW	St. Thomas (USHS)
Boyчук, Riley	7	208	LW	Portland (WHL)

2011

PLAYER	RD.	NO.	POS.	LAST TEAM
Armia, Joel	1	16	RW	Assat (SM-liiga)
Catenacci, Daniel	3	77	C	Sault Ste. Marie (OHL)
Jacobs, Colin	4	107	C	Seattle (WHL)
Lepkowski, Alex	5	137	D	Barrie (OHL)
Lieuwen, Nathan	6	167	G	Kootenay (WHL)
Navin, Brad	7	197	C	Waupaca (USHS)

2012

PLAYER	RD.	NO.	POS.	LAST TEAM
Grigorenko, Mikhail	1	12	C	Quebec (QMJHL)
Girgensons, Zemgus	1	14	C	Dubuque (USHL)
McCabe, Jake	2	44	D	Wisconsin (WCHA)
Kea, Justin	3	73	C	Saginaw (OHL)
Nelson, Logan	5	133	C	Victoria (WHL)
Ullmark, Linus	6	163	G	MODO Jr. (Sweden)
Austin, Brady	7	193	D	Belleville (OHL)
Peterson, Judd	7	204	C/RW	Duluth Marshall (USHS)

2013

PLAYER	RD.	NO.	POS.	LAST TEAM
Ristolainen, Rasmus	1	8	D	TPS (SM-liiga)
Zadorov, Nikita	1	16	D	London (OHL)
Compher, J.T.	2	35	LW	US Under-18 (USHL)
Hurley, Connor	2	38	C	Edina (USHS)
Bailey, Justin	2	52	RW	Kitchener (OHL)
Baptiste, Nicholas	3	69	RW	Sudbury (OHL)
Petersen, Cal	5	129	G	Waterloo (USHL)
Possler, Gustav	5	130	RW	MODO Jr. (Sweden)
Florentino, Anthony	5	143	D	South Kent (USHS)
Malone, Sean	6	159	C	US Under-18 (USHL)
Locke, Eric	7	189	C	Saginaw (OHL)

2014

PLAYER	RD.	NO.	POS.	LAST TEAM
Reinhart, Sam	1	2	C	Kootenay (WHL)
Lemieux, Brendan	2	31	LW	Barrie (OHL)
Cornel, Eric	2	44	C	Peterborough (OHL)
Karabacek, Vaclav	2	49	RW	Gatineau (QMJHL)
Johansson, Jonas	3	61	G	Brynäs Jr. (Sweden)
Martin, Brycen	3	74	D	Swift Current (WHL)
Willman, Maxwell	5	121	C	Williston-North Hampton (USHS)
Brown, Christopher	6	151	C	Cranbrook Kingswood (USHS)
Olofsson, Victor	7	181	RW	MODO Jr. (Sweden)

2015

PLAYER	RD.	NO.	POS.	LAST TEAM
Eichel, Jack	1	2	C	Boston University (H-East)
Guhle, Brendan	2	51	D	Prince Albert (WHL)
Borgen, William	4	92	D	Moorhead (USHS)
Stephens, Devante	5	122	D	Kelowna (WHL)
Estephan, Giorgio	6	152	C	Lethbridge (WHL)
Chukarov, Ivan	7	182	D	Minnesota (NAHL)

2016

PLAYER	RD.	NO.	POS.	LAST TEAM
Nylander, Alexander	1	8	LW	Mississauga (OHL)
Asplund, Rasmus	2	33	C	Farjestad (Sweden)
Pu, Cliff	3	69	RW	London (OHL)
Fitzgerald, Casey	3	86	D	Boston College (H-East)
Murray, Brett	4	99	LW	Carleton Place (CCHL)
Nyberg, Philip	5	129	D	Linköping Jr. (Sweden)
Budik, Vojtech	5	130	D	Prince Albert (WHL)
Hagel, Brandon	6	159	LW	Red Deer (WHL)
Osmanski, Austin	7	189	D	Mississauga (OHL)
Glotov, Vasily	7	190	C	Lvy St. Petersburg 2 (Russia)

2017

PLAYER	RD.	NO.	POS.	LAST TEAM
Mittelstadt, Casey	1	8	C	Eden Prairie (USHS)
Davidsson, Marcus	2	37	C	Djurgardens (Sweden)
Luukkonen, Ukko-Pekka	2	54	G	HPK Jr. (Finland)
Laaksonen, Oskari	3	89	D	Ilves Jr. (Finland)
Bryson, Jacob	4	99	D	Providence (H-East)
Weissbach, Linus	7	192	LW	Tri-City (USHL)

1970

DATE	TRANSACTION
6-9-70	Selected Kevin O'Shea, Cliff Schmutz, Brian McDonald and Bill Inglis in the Inter-League Draft.
6-9-70	Claimed Joe Daley on waivers from Pittsburgh.
6-10-70	Selected Tom Webster, Al Hamilton, Don Marshall, Tracy Pratt, Jim Watson, Francois Lacombe, Phil Goyette, Reg Fleming, Mike McMahon, Skip Krake, Jean-Guy Lagace, Craig Cameron, Chris Evans, Doug Barrie, Gerry Meehan, Paul Terbenche, Brian Perry, Howie Menard, Rocky Farr and Gary Edwards in the NHL Expansion Draft.
6-10-70	Traded Tom Webster to Detroit for Roger Crozier.
6-10-70	Purchased Ted Hodgson from the New York Rangers.
9-2-70	Purchased Floyd Smith and Brent Imlach from Toronto.
10-2-70	Traded Craig Cameron to St. Louis for Ron Anderson.
10-9-70	Purchased Dave Dryden from Pittsburgh.
10-19-70	Purchased Bill Sutherland from Philadelphia; traded Sutherland to St. Louis for future considerations.
11-2-70	Claimed Steve Atkinson on waivers from Boston.
11-2-70	Claimed Paul Andrea on waivers from California.
11-3-70	Claimed Bob Baun on waivers from Detroit.
11-4-70	Traded Bob Baun to St. Louis for Jean-Guy Talbot and Larry Keenan.
11-25-70	Traded Mike McMahon to Los Angeles for Eddie Shack and Dick Duff.
12-28-70	Lost Cliff Schmutz on waivers to Philadelphia.

1971

DATE	TRANSACTION
1-24-71	Traded Jean-Guy Legace to Pittsburgh for Terry Ball.
5-25-71	Traded Joe Daley to Detroit for Don Luce and Mike Robitaille.
6-8-71	Selected Danny Lawson from Minnesota, Rod Zaine from Pittsburgh, Rene Robert and Ken Murray from Toronto, Ray McKay from Chicago, Tom Miller from Detroit and Hugh Harris from Montreal and lost Don Marshall to Toronto, Gary Edwards to Los Angeles and Rene Robert to Pittsburgh in Intra-League Draft.
11-16-71	Traded Larry Keenan to Philadelphia for Larry Mickey.
12-16-71	Traded Doug Barrie and Mike Keeler to Los Angeles for Mike Byers and Larry Hillman.

1972

DATE	TRANSACTION
1-14-72	Traded a second-round draft choice in 1972 (Larry Sacharuk) to the New York Rangers for Jim Lorentz.
3-3-72	Lost Kevin O'Shea on waivers to St. Louis.
3-4-72	Acquired Rene Robert from Pittsburgh for Eddie Shack.
3-5-72	Traded Chris Evans to St. Louis for George Morrison and a second-round draft choice in 1972 (Larry Carriere).
3-5-72	Sold Phil Goyette to the New York Rangers.
6-5-72	Acquired Tim Horton from Pittsburgh in Intra-League Draft.
6-6-72	Lost Tom Miller and Ken Murray to the New York Islanders and Rod Zaine to Atlanta in the Expansion Draft.
6-18-72	Purchased Rod Busniuk from Montreal.
2-14-73	Traded Butch Deadmarsh to Atlanta for Norm Gratton.

1973

DATE	TRANSACTION
6-12-73	Lost Ray McKay to California and acquired Joe Noris from St. Louis in the Intra-League Draft.
6-14-73	Traded Jake Rathwell to St. Louis for Paul Curtis.
12-27-73	Traded Tracy Pratt and John Gould to Vancouver for Jerry Korab.

1974

DATE	TRANSACTION
1-21-74	Traded Paul Curtis to the New York Rangers for Real Lemieux.
3-10-74	Traded Doug Rombough to the New York Islanders for Brian Spencer.
6-10-74	Lost Ron Busniuk to Detroit in Intra-League Draft.
6-12-74	Lost Paul Terbenche to Kansas City and Steve Atkinson and Randy Wyrozub to Washington in the Expansion Draft.
10-14-74	Traded Gerry Meehan and Mike Robitaille to Vancouver for Jocelyn Guevremont and Bryan McSheffrey.

1975

DATE	TRANSACTION
1-27-75	Traded Norm Gratton and a third-round draft choice in 1976 (Ron Zanussi) to Minnesota for Fred Stanfield.
3-3-75	Traded the rights to Garry Lariviere to the New York Islanders for the rights to Gerry Desjardins.
10-1-75	Sold Rocky Farr to Kansas City.
10-1-75	Traded Larry Carriere, a first-round draft choice in 1976 (Greg Carroll) and cash to Atlanta for Jacques Richard.

1976

DATE	TRANSACTION
6-11-76	Traded the rights to free agent Peter McNab to Boston for the rights to free agent Andre Savard.

1977

DATE	TRANSACTION
3-3-77	Sold Roger Crozier to Washington.
9-20-77	Traded Brian Spencer to Pittsburgh for Ron Schock.

1979

DATE	TRANSACTION
2-6-79	Traded Gary McAdam to Pittsburgh for Dave Schultz.
3-12-79	Traded Jocelyn Guevremont to the New York Rangers for a third-round draft choice in 1979 (Jacques Cloutier) and a third-round draft choice in 1980 (Sean McKenna).
6-13-79	Lost Lee Fogolin and Ron Areshenkoff to Edmonton, Terry Martin to Quebec and Dave Given to Hartford in the Expansion Draft.
10-5-79	Traded Rene Robert to Colorado for John Van Boxmeer.
11-13-79	Traded Alex Tidey to Edmonton for John Gould.

1980

DATE	TRANSACTION
3-10-80	Traded Jerry Korab to Los Angeles for a first-round draft choice in 1982 (Phil Housley).
10-30-80	Traded Bill Stewart to St. Louis for Bob Hess and a fourth-round draft choice in 1981 (Anders Wickenberg).

1981

DATE	TRANSACTION
1-12-81	Lost Rick Dudley on waivers to Winnipeg.
3-10-81	Traded Rick Martin to Los Angeles for a third-round draft choice in 1981 (Colin Chisholm) and a first-round draft choice in 1983 (Tom Barrasso).
3-10-81	Traded Don Luce to Los Angeles for a sixth-round draft choice in 1982 (Jeff Parker) and cash.
10-5-81	Acquired Yvon Lambert from Montreal and lost Rob McClanahan to Hartford in Waiver Draft.
12-2-81	Traded Jim Schoenfeld, Danny Gare and Derek Smith to Detroit for Mike Foligno, Dale McCourt and Brent Peterson.
12-2-81	Traded Bob Sauve to Detroit for a conditional first-round draft choice (Sauve was returned to the Sabres after the 1981-82 season).

1982

DATE	TRANSACTION
2-8-82	Acquired Paul Harrison on waivers from Pittsburgh.
6-9-82	Traded Alan Haworth and a third-round draft choice in 1982 (Milan Novy) to Washington for a second-round draft choice (Mike Anderson) and a fourth-round draft choice (Timo Jutila) in 1982.
6-9-82	Traded Don Edwards, Richie Dunn, a second-round draft choice in 1982 (Rich Kromm) and a first-round draft choice in 1983 (Dan Quinn) to Calgary for a first-round draft choice (Paul Cyr) and second-round draft choice (Jens Johansson) in 1982 and a first-round draft choice (Norm Lacombe) and a second-round draft choice in 1983 (John Tucker).
6-9-82	Traded a 12th-round draft choice in 1982 (Marco Callas) to Washington for a 12th-round draft choice in 1983 (Kermit Salfi)

1983

DATE	TRANSACTION
6-6-83	Traded Tony McKegney, Andre Savard, J.F. Sauve and a third-round draft choice in 1983 (Iirvo Jarvi) to Quebec for Real Cloutier and a first-round draft choice in 1983 (Adam Creighton).
10-3-83	Lost John Van Boxmeer to Quebec in the Waiver Draft.

1984

DATE	TRANSACTION
12-6-84	Traded Steve Patrick and Jim Wiemer to the New York Rangers for Dave Maloney and Chris Renaud.

1985

DATE	TRANSACTION
9-9-85	Purchased Don Lever from New Jersey.
10-4-85	Traded Randy Cunneynworth and Mike Moller to Pittsburgh for Pat Hughes.
10-7-85	Lost Brent Peterson to Vancouver in the Waiver Draft.
10-15-85	Traded Bob Sauve to Chicago for a third-round draft choice in 1985 (Kevin Kerr).

1986

DATE	TRANSACTION
1-30-86	Traded Larry Playfair, Sean McKenna and Ken Baumgartner to Los Angeles for Brian Engblom and Doug Smith.
3-11-86	Traded a 12th-round draft choice in 1986 (Doug Kirton) to New Jersey for Phil Russell.
4-22-86	Traded a third-round draft choice in 1987 (Ross Wilson) to Los Angeles for an eighth-round draft choice in 1987 (Tim Roberts) and future considerations.
6-21-86	Traded Gilles Hamel to Winnipeg for Scott Arniel.
10-3-86	Traded Brian Engblom to Calgary for Jim Korn.
10-6-86	Acquired Clark Gillies from the New York Islanders and Wilf Paiement from the New York Rangers while losing Pat Hughes to St. Louis and Mal Davis to Los Angeles in the Waiver Draft.
10-7-86	Traded Ric Seiling to Detroit for future considerations.
11-19-86	Traded a second-round draft choice in 1988 (Martin St. Amour) to Montreal for Tom Kurvers.

1987

DATE	TRANSACTION
3-6-87	Traded Norm Lacombe, the professional rights to Wayne Van Dorp and a fourth-round draft choice in 1987 (Peter Eriksson) to Edmonton for Mark Napier, Lee Fogolin and a fourth-round draft choice in 1987 (John Bradley).
5-22-87	Traded Jim Korn to New Jersey for Jan Ludvig.
6-13-87	Traded Tom Kurvers to New Jersey for a third-round draft choice in 1987 (Andrew MacVicar) and a 10th-round draft choice in 1989 (Mark Astley).
10-5-87	Acquired Ed Hospodar from Philadelphia and Kevin Maguire from Toronto and lost Dave Fenyves to Philadelphia in the Waiver Draft.
10-13-87	Traded Andy Ristau to Minnesota for a sixth-round draft choice in 1988 (David Di Vita).
12-31-87	Traded Paul Cyr and a 10th-round draft choice in 1988 (Eric Fenton) to the New York Rangers for Mike Donnelly and a fifth-round draft choice in 1988 (Alexander Mogilny).

1988

DATE	TRANSACTION
2-11-88	Traded Steve Dykstra and a seventh-round draft choice in 1989 (Davis Payne) to Edmonton for Scott Metcalfe and a ninth-round draft choice in 1989 (Donald Audette).
10-3-88	Acquired Steve Smith from Calgary and lost Doug Smith to Edmonton and Jim Hofford to Los Angeles in the Waiver Draft.
10-3-88	Acquired Wayne Van Dorp from Pittsburgh for a seventh-round draft choice in 1990 (Pat Neaton).
10-21-88	Traded Bob Logan and a ninth-round draft choice in 1989 (Jim Giacini) to Los Angeles for Larry Playfair.
11-12-88	Traded Tom Barrasso and a third-round draft choice in 1990 (Joe Dziedzic) to Pittsburgh for Doug Bodger and Darrin Shannon.
12-26-88	Traded Adam Creighton and future considerations to Chicago for Rick Vaive and future considerations.

1989

DATE	TRANSACTION
2-16-89	Traded Wayne Van Dorp to Chicago for a seventh-round draft choice in 1990 (Viktor Gordiouk).
3-6-89	Traded Calle Johansson and a second-round draft choice in 1989 (Byron Dafoe) to Washington for Clint Malarchuk, Grant Ledyard and a sixth-round draft choice in 1991 (Brian Holzinger).
3-7-89	Traded Lindy Ruff to the New York Rangers for a fifth-round draft choice in 1990 (Richard Smehlik).
6-1-89	Traded Mark Ferner to Washington for Scott McCrory.
6-17-89	Traded Joe Reekie to the New York Islanders for a sixth-round draft choice in 1989 (Bill Pye).
9-29-89	Traded Jacques Cloutier and a sixth-round draft choice in 1990 (Derek Edgerly) to Chicago for Steve Ludzik and a fifth-round draft choice in 1990 (Todd Bojcun).
10-2-89	Lost Mikael Andersson to Hartford in the Waiver Draft.
10-4-89	Traded a fourth-round draft choice in 1991 (Keith Redmond) to Los Angeles for Dean Kennedy.
11-24-89	Traded Bob Halkidis and future considerations to Los Angeles for Dale DeGray and future considerations.

1990

DATE	TRANSACTION
1-5-90	Traded John Tucker to Washington for future considerations.
3-5-90	Traded Kevin Maguire and a second-round draft choice in 1990 (Mikael Renberg) to Philadelphia for Jay Wells and a fourth-round draft choice in 1991 (Peter Ambroziak).
6-16-90	Traded Phil Housley, Scott Arniel, Jeff Parker and a first-round draft choice in 1990 (Keith Tkachuk) to Winnipeg for Dale Hawerchuk and a first-round draft choice in 1990 (Brad May).
7-3-90	Purchased John Tucker from the Washington Capitals.
7-9-90	Traded Ray Sheppard to the New York Rangers for cash and future considerations.
9-30-90	Traded Mike Donnelly to Los Angeles for Mikko Makela. Traded Shawn Anderson to Washington for Bill Houlder.
12-17-90	Traded Mike Foligno and an eighth-round draft choice in 1991 (Thomas Kucharcik) to Toronto for Lou Franceschetti and Brian Curran.

1991

DATE	TRANSACTION
1-21-91	Traded John Tucker to the New York Islanders for future considerations.
3-5-91	Traded the rights to Ken Priestley to Pittsburgh for Tony Tanti. Acquired Steve Weeks from Vancouver for future considerations.
5-26-91	Traded Darcy Wakaluk to Minnesota for an eighth-round draft choice in 1991 (Jiri Kuntos).
5-30-91	Lost Greg Paslawski to San Jose in the expansion draft.
6-22-91	Acquired Tom Draper from Winnipeg for future considerations (Buffalo's seventh-round choice in 1992 - Artur Oktyabrev).
10-11-91	Traded Darrin Shannon, Dean Kennedy and Mike Hartman to Winnipeg for Dave McLlwain, Gord Donnelly, Winnipeg's fifth-round choice (Yuri Khmylev) in 1992 and future considerations.
10-24-91	Acquired Colin Patterson from Calgary for future considerations.
10-25-91	Traded Pierre Turgeon, Uwe Krupp, Dave McLlwain and Benoit Hogue to the New York Islanders for Pat LaFontaine, Randy Wood and Randy Hillier.

1992

DATE	TRANSACTION
3-9-92	Traded Dave Snuggerud to San Jose for Wayne Presley. Traded Jay Wells to the New York Rangers for Randy Moller.
3-10-92	Traded Kevin Haller to Montreal for Petr Svoboda. Acquired Dave Hannan from Toronto for a sixth-round draft choice (Chris Deruiter) in 1992.
6-15-92	Traded Christian Ruuttu and future considerations to Winnipeg for Stephane Beauregard.
6-18-92	Lost Darcy Loewen and Brad Miller to Ottawa in the expansion draft.
8-7-92	Traded Stephane Beauregard and future considerations (fourth-round pick in 1993 - Eric Daze) to Chicago for Dominik Hasek.
10-9-92	Claimed Bob Sweeney on waivers from Boston.

1993

DATE	TRANSACTION
2-3-93	Traded Dave Andreychuk, Daren Puppa, and the team's first-round draft choice in 1993 (Kenny Jonsson) to Toronto for Grant Fuhr and the Maple Leafs' fifth-round pick (Kevin Popp) in the 1995 Draft.
3-22-93	Traded Mike Ramsey to the Pittsburgh Penguins for Bob Errey.
6-24-93	Lost Bill Houlder and Bob Corkum to Anaheim in the expansion draft.
9-1-93	Traded Jozef Cierny and a future draft choice (fourth round in 1994 - Jussi Tarvainen) to Edmonton for Craig Simpson.
9-30-93	Traded Tom Draper to the New York Islanders for future considerations (Steve Plouffe, 7th-round choice, 1994 Draft).
10-27-93	Traded Keith Carney and a future draft choice (sixth-round pick in 1995 - Marc Magliarditi) to Chicago for Craig Muni and Chicago's fifth-round choice in 1995 (Daniel Bienvenue).
12-15-93	Traded Gord Donnelly to the Dallas Stars for James Black and a conditional draft choice in 1994 (Steve Webb).

1994

DATE	TRANSACTION
7-8-94	Acquired Kevin McClelland from the Winnipeg Jets in exchange for future considerations.
7-26-94	Traded Sean O'Donnell to the Los Angeles Kings for Doug Houda.

1995

DATE	TRANSACTION
1-18-95	Lost Randy Wood to Toronto in the Waiver Draft.
2-14-95	Traded Philippe Boucher, Grant Fuhr, and Denis Tsygurov to Los Angeles for Charlie Huddy, Robb Stauber, Alexei Zhitnik, and a fifth-round draft choice in 1995 (Marian Menhart).
4-7-95	Traded Petr Svoboda to Philadelphia for Garry Galley. Traded Ken Sutton to Edmonton for Scott Pearson.
7-8-95	Traded Alexander Mogilny and a fifth-round draft choice in 1995 (Todd Norman) to Vancouver for Mike Peca, Mike Wilson, and a first-round draft choice in 1995 (Jay McKee).
10-2-95	Lost Bob Sweeney to New York Islanders and claimed Brent Hughes from Boston and Rob Conn from New Jersey in the Waiver Draft.
11-16-95	Traded Doug Bodger to San Jose for Vaclav Varada, Martin Spanhel, Philadelphia's fourth-round draft pick in 1996 (Mike Martone), and either the Flyers' or Toronto's first-round draft pick in 1996 (to be determined by Philadelphia prior to the draft).

1996

DATE	TRANSACTION
2-1-96	Acquired Bob Boughner from the Florida Panthers in exchange for a conditional fourth-round draft choice in 1996 (Chris Allen).
2-15-96	Traded Craig Muni and the first-round draft pick in the 1996 draft (Daniel Briere) acquired in the three-team trade in November, 1995 involving San Jose, Philadelphia, and Buffalo, in exchange for Darryl Shannon and Michal Grosek.
3-19-96	Traded Charlie Huddy and a seventh-round draft pick in 1996 (Daniel Corso) to the St. Louis Blues for Denis Hamel.
3-20-96	Traded Dave Hannan to the Colorado Avalanche for a sixth-round draft choice in the 1996 NHL Draft. Also traded Yuri Khmylev and an eighth-round pick in 1996 (Andrei Podkonicky) to St. Louis for a second-round draft choice in 1996 (Cory Sarich), a third-round pick in 1997 (Maxim Afinogenov), and defenseman Jean-Luc Grand-Pierre.

1997

DATE	TRANSACTION
3-18-97	Traded Barrie Moore and Craig Millar to Edmonton in exchange for Miroslav Satan.
9-24-97	Acquired Jason Woolley from the Pittsburgh Penguins in exchange for a 1998 fifth-round draft choice (Robert Scuderi).
9-29-97	Traded Pat LaFontaine to the New York Rangers in exchange for a second-round draft pick in 1998 (Andrew Peters) and future considerations.
11-12-97	Traded Andrei Trefilov to the Chicago Blackhawks for an undisclosed 1998 draft choice.

1998

DATE	TRANSACTION
2-4-98	Acquired Geoff Sanderson from the Vancouver Canucks in exchange for Brad May and a third-round draft pick in 1999.
3-24-98	Acquired Paul Kruse and Jason Holland from the New York Islanders in exchange for Jason Dawe. Note: Holland was assigned to Rochester following trade.
6-18-98	Acquired Kay Whitmore, a second-round draft choice in 1998 (Jaroslav Kristek) and future considerations from the San Jose Sharks in exchange Steve Shields and a fourth-round draft pick in 1998 (Miroslav Zalesak). Note: Did not extend qualifying offer to Whitmore (on 7-1-98), making goaltender an unrestricted free agent.
6-26-98	Bob Boughner selected by the Nashville Predators in the 1998 Expansion Draft held in Buffalo.
12-18-98	Rumun Ndur claimed off waivers by New York Rangers. Traded Donald Audette to the Los Angeles Kings in exchange for a 1999 second-round draft choice (Milan Bartovic).

1999

DATE	TRANSACTION
3-11-99	Acquired Stu Barnes from the Pittsburgh Penguins in exchange for Matthew Barnaby.
3-23-99	Acquired Joe Juneau and a 1999 third-round draft choice (Tim Preston) from the Washington Capitals in exchange for Alexei Tezikov. Traded Mike Wilson to the Florida Panthers in exchange for Rhett Warrener and a 1999 fifth-round draft choice (Ryan Miller). Traded Derek Plante to the Dallas Stars in exchange for a 1999 second-round draft choice (Michael Zigomanis).
6-25-99	Darryl Shannon selected by Atlanta Thrashers in the 1999 Expansion Draft. Sent Dean Sylvester to the Atlanta Thrashers for future considerations.

2000

DATE	TRANSACTION
1-23-00	Acquired Vladimir Tsyplakov from Los Angeles in exchange for an eighth-round draft choice in the 2000 NHL Draft.
3-10-00	Acquired Chris Gratton and a second-round draft choice in 2001 (Derek Roy) from Tampa Bay in exchange for Wayne Primeau, Brian Holzinger, Cory Sarich, and a third-round pick in the 2000 NHL Draft. Acquired Doug Gilmour and Jean-Pierre Dumont from Chicago in exchange for Michal Grosek.
6-23-00	Dwayne Roloson and Geoff Sanderson selected by Columbus in the 2000 Expansion Draft. Sent Jean-Luc Grand-Pierre, Matt Davidson and fifth-round picks in 2000 and 2001 Draft to Columbus in exchange for future considerations.
10-6-00	Claimed Peter Skudra off waivers from Boston.

2001

DATE	TRANSACTION
3-13-01	Acquired Donald Audette from Atlanta for Kamil Piro and a fourth-round pick in 2001 NHL Draft; acquired Steve Heinze from Columbus for a third-round draft pick in 2001 NHL Draft.
6-24-01	Traded Michael Peca to the New York Islanders for Tim Connolly and Taylor Pyatt.
7-1-01	Traded Dominik Hasek to Detroit for Vyacheslav Kozlov, a first-round draft pick in the 2002 NHL Draft and future considerations.

2002

DATE	TRANSACTION
6-22-02	Traded Vyacheslav Kozlov and the 41st pick in the 2002 NHL Draft to Atlanta for the 31st and 82nd picks in the 2002 NHL Draft; Acquired Jochen Hecht from Edmonton for the 31st and 82nd picks in the 2002 NHL Draft.
7-24-02	Acquired Adam Mair and a fifth-round draft choice in the 2003 NHL Draft from Los Angeles in exchange for Erik Rasmussen.
11-16-02	Traded Jason Woolley to Detroit for future considerations.

2003

DATE	TRANSACTION
2-25-03	Acquired Jakub Klepis from Ottawa in exchange for Vaclav Varada and a fifth-round draft pick in 2003 NHL Draft.
3-10-03	Traded Stu Barnes to Dallas for Mike Ryan and Dallas' second-round draft choice in the 2003 NHL Draft (Branislav Fabry).
3-10-03	Traded Rob Ray to Ottawa for future considerations.
3-11-03	Acquired Daniel Briere and Phoenix's third-round pick in the 2004 NHL Draft (Andrej Sekera) for Chris Gratton and Buffalo's fourth-round choice in the 2004 Draft (Liam Reddox).
7-3-03	Acquired Steven Reinprecht from Colorado in exchange for Keith Ballard; Acquired Chris Drury and Steve Begin from Calgary in exchange for Rhet Warrener and Reinprecht.

2004

DATE	TRANSACTION
3-08-04	Acquired Brad Brown and a sixth-round pick in the 2005 NHL Draft (Vyacheslav Buravchikov) from Minnesota in exchange for a fourth-round pick in the 2005 NHL Draft.
3-09-04	Acquired Jeff Jillson and a ninth-round pick in the 2005 NHL Draft from San Jose in exchange for Curtis Brown and Andy Delmore; Acquired Mike Grier from Washington in exchange for Jakub Klepis.

2005

DATE	TRANSACTION
8-25-05	Acquired Toni Lydman from Calgary in exchange for a third-round pick in the 2006 NHL Draft.

2006

DATE	TRANSACTION
3-09-06	Traded Mika Noronen to Vancouver in exchange for a second-round pick in the 2006 NHL Draft (Jhonas Enroth).

2007

DATE	TRANSACTION
2-27-07	Acquired Dainius Zubrus and Timo Helbling from Washington for Jiri Novotny and Buffalo's first-round pick in the 2007 Draft; acquired Ty Conklin from Columbus in exchange for Buffalo's fifth-round pick in the 2007 Draft; acquired Mikko Lehtonen from Nashville in exchange for Buffalo's fourth-round pick in the 2007 Draft; traded Martin Biron to Philadelphia for their second-round pick in the 2007 Draft (TJ Brennan).

2008

DATE	TRANSACTION
2-26-08	Acquired Steve Bernier and a first-round pick in 2008 Draft (Tyler Ennis) from San Jose in exchange for Brian Campbell and a seventh-round pick in 2008 Draft.
7-04-08	Traded Steve Bernier to Vancouver in exchange for a second-round pick in 2010 Draft and a third-round pick in 2009 Draft; Acquired Craig Rivet and a seventh-round pick in 2010 Draft from San Jose in exchange for a second-round pick in 2009 Draft and a second-round pick in 2010 Draft.
10-1-08	Claimed Matt Ellis off waivers from Los Angeles.

2009

DATE	TRANSACTION
3-4-09	Acquired Mikael Tellqvist from Phoenix in exchange for a Buffalo's fourth-round pick in the 2010 NHL Draft; Acquired Dominic Moore from Toronto in exchange for Buffalo's second-round pick in the 2009 NHL Draft; Acquired Edmonton's second-round pick in the 2009 NHL Draft in exchange for Ales Kotalik.
10-20-09	Acquired third-round pick in the 2010 NHL Draft and conditional 2010 draft pick from Boston in exchange for Daniel Paille.

2010

DATE	TRANSACTION
3-3-10	Acquired Raffi Torres from Columbus in exchange for Nathan Paetsch and second-round pick (previously acquired from Vancouver) in the 2010 NHL Draft; Acquired third- and fourth-round picks in 2010 Draft from Atlanta in exchange for Clarke MacArthur.

2011

DATE	TRANSACTION
2-26-11	Lost Craig Rivet on waivers to Columbus.
2-27-11	Acquired Brad Boyes from St. Louis in exchange for a second-round pick in the 2011 NHL Draft.
6-25-11	Acquired Robyn Regehr, Ales Kotalik and a second-round pick in the 2012 NHL Draft from Calgary in exchange for Paul Byron and the rights to Chris Butler.

2012

DATE	TRANSACTION
2-27-12	Acquired Cody Hodgson and Alexander Sulzer from Vancouver in exchange for Zack Kassian and Marc-Andre Gagnani.
2-27-12	Acquired a first-round pick in the 2012 NHL Draft from Nashville in exchange for Paul Gaustad and a fourth-round pick in the 2013 NHL Draft.
6-29-12	Acquired rights to Christian Ehrhoff from the New York Islanders in exchange for a fourth-round pick in the 2012 NHL Draft.
7-2-12	Acquired Steve Ott and Adam Parady from Dallas in exchange for Derek Roy.

2013

DATE	TRANSACTION
3-15-13	Acquired a fifth-round pick (Gustav Possler) in the 2013 NHL Draft from Florida in exchange for TJ Brennan.
3-30-13	Acquired a second-round pick (Justin Bailey) and a fifth-round pick (Anthony Florentino) in the 2013 NHL Draft from the St. Louis Blues in exchange for Jordan Leopold.
4-1-13	Acquired a second-round pick in the 2014 NHL Draft and a second-round pick in the 2015 NHL Draft from the Los Angeles Kings in exchange for Robyn Regehr.
4-3-13	Acquired Johan Larsson, Matt Hackett, a first-round pick (Nikita Zadorov) in the 2013 NHL Draft and a second-round pick in the 2014 NHL Draft from the Minnesota Wild in exchange for Jason Pominville.
6-30-13	Acquired Jamie McBain and a second-round pick (J.T. Compher) in the 2013 NHL Draft from the Carolina Hurricanes in exchange for Andrej Sekera.
10-27-13	Acquired Matt Moulson, a first-round pick in the 2015 NHL Draft and a second-round pick (Brendan Guhle) in the 2015 NHL Draft from the New York Islanders in exchange for Thomas Vanek
11-27-13	Claimed Matt D'Agostini off waivers from Pittsburgh
11-28-13	Lost Corey Tropp on waivers to Columbus
12-19-13	Acquired Linus Omark from the Edmonton Oilers in exchange for a conditional sixth-round pick in the 2014 NHL Draft

2014

DATE	TRANSACTION
1-3-14	Claimed Zenon Konopka off waivers from the Minnesota Wild
2-28-14	Acquired Jaroslav Halak, Chris Stewart, William Carrier, a first-round pick in the 2015 NHL Draft and third-round pick in the 2016 NHL Draft from St. Louis in exchange for Ryan Miller and Steve Ott
3-5-14	Acquired Nicolas Deslauriers and Hudson Fasching from Los Angeles in exchange for Brayden McNabb, Jonathan Parker, a second-round pick in the 2014 NHL Draft and a second-round pick in the 2015 NHL Draft; Acquired Michal Neuvirth and Rostislav Klesla from Washington in exchange for Jaroslav Halak and a third-round pick in the 2015 NHL Draft; Acquired Torrey Mitchell, a second-round pick in the 2014 NHL Draft and a second-round pick in the 2016 NHL Draft from Minnesota in exchange for Matt Moulson and Cody McCormick; Claimed Cory Conacher off waivers from Ottawa
7-1-14	Acquired Josh Gorges from Montreal in exchange for a second-round pick in the 2016 NHL Draft.
7-9-14	Acquired Jordan Samuels-Thomas from Winnipeg in exchange for a conditional seventh-round pick in the 2015 NHL Draft.
12-16-14	Acquired Jerry D'Amigo from Columbus in exchange for Luke Adam.

2015

DATE	TRANSACTION
2-11-15	Acquired Evander Kane, Zach Bogosian and Jason Kasdorf from Winnipeg in exchange for Drew Stafford, Tyler Myers, Joel Armia, the rights to Brendan Lemieux and a first-round pick in the 2015 NHL Draft; Acquired Anders Lindback and a conditional third-round pick in the 2016 NHL Draft from Dallas in exchange for Jhonas Enroth.
3-2-15	Acquired a fifth-round pick in the 2016 NHL Draft in exchange for Brian Flynn; Acquired Chad Johnson and a third-round pick in the 2016 NHL Draft from the New York Islanders in exchange for Michal Neuvirth; Acquired Jack Nevins and a seventh-round pick in the 2016 NHL Draft from Montreal in exchange for Torrey Mitchell; Acquired a second-round pick in the 2017 NHL Draft from Minnesota in exchange for Chris Stewart.
6-26-15	Acquired Robin Lehner and David Legwand from Ottawa in exchange a first-round pick in the 2015 NHL Draft; Acquired Ryan O'Reilly and Jamie McGinn from Colorado in exchange for Nikita Zadorov, Mikhail Grigorenko, J.T. Compher and a second-round pick in the 2015 NHL Draft.

2016

DATE	TRANSACTION
2-23-16	Acquired a third-round pick in the 2017 NHL Draft from Washington in exchange for Mike Weber.
2-27-16	Acquired Alex Guptill, Eric O'Dell, Cole Schneider and Michael Sdao from Ottawa in exchange for Jason Akeson, Jerome Leduc and Philip Varone.
2-29-16	Acquired a conditional third-round pick in the 2016 NHL Draft from Anaheim in exchange for Jamie McGinn.
6-20-16	Acquired the rights to Jimmy Vesey from Nashville in exchange for a third-round pick in the 2016 NHL Draft.
6-25-16	Acquired Dmitry Kulikov and a second-round pick in the 2016 NHL Draft from Florida in exchange for Mark Pysyk, a second-round pick in the 2016 NHL Draft and a third-round pick in the 2016 NHL Draft.
7-2-16	Acquired Anders Nilsson from St. Louis in exchange for a fifth-round pick in the 2017 NHL Draft.

2017

DATE	TRANSACTION
1-11-17	Lost Derek Grant on waivers to Nashville.
2-6-17	Claimed Derek Grant off waivers from Nashville.
2-28-17	Acquired Mat Bodie from NY Rangers in exchange for Daniel Catenacci.
6-17-2017	Acquired Nathan Beaulieu from Montreal in exchange for a third-round pick in the 2017 NHL Draft.
6-21-17	William Carrier selected by Vegas in the 2017 Expansion Draft. Sent a sixth-round pick in the 2018 NHL Draft to Vegas in exchange for future considerations.
6-30-17	Acquired Marco Scandella, Jason Pominville and a fourth-round pick in the 2018 NHL Draft from Minnesota in exchange for Tyler Ennis, Marcus Foligno and a third-round pick in the 2018 NHL Draft.



2017-18 BUFFALO SABRES MEDIA GUIDE
AHL AFFILIATE



EXECUTIVES

Owner.....	Terrence M. Pegula
President.....	Russ Brandon
Vice President of Business Operations.....	Rob Kopacz

HOCKEY DEPARTMENT

General Manager.....	Randy Sexton
Head Coach.....	Chris Taylor
Assistant Coach.....	Gord Dineen
Assistant Coach.....	Toby Petersen
Video Coach.....	Kyle Smith
Manager of Hockey Technologies/Analytics.....	Steve Pignata
Head Equipment Manager.....	Ben Laing
Assistant Equipment Manager.....	Marcus Allen
Equipment Assistant.....	Jack Heyman

HOCKEY PERFORMANCE

Head Athletic Trainer.....	Bob Mowry
Assistant Athletic Trainer.....	Kent Weisbeck
Assistant Athletic Trainer.....	Jaime Garcia
Head Strength & Conditioning Coach.....	Nick Craven
Assistant Strength & Conditioning Coach.....	Bryan Gardner
Massage Therapist.....	Brett Crompton
Sports Psychologist.....	Katy Tran Turner

PLAYER DEVELOPMENT

Player Development Coaches.....	Krys Barch, Mike Komisarek, Adam Mair
Goaltending Development Coach.....	Seamus Kotyk

MEDICAL STAFF

Team Physician.....	Dr. Bill Wind, M.D.
Team Physician.....	Dr. Robert Bronstein, M.D.
Team Physician.....	Dr. Geoff Bernas, M.D.
Team Physician.....	Dr. Kevin Lesh, M.D.
Team Physician.....	Dr. Rajiv Jain, M.D.
Team Chiropractor.....	Dr. Donald Dudley
Team Dentist.....	Dr. Ned Nicosia, D.D.S.
Internal Medicine.....	Dr. Marc Berliant, D.D.S.

COMMUNICATIONS/PUBLIC RELATIONS

Director of Public and Media Relations.....	Warren Kosel
Play-by-Play Broadcaster.....	Don Stevens
Color Analyst.....	Ric Seiling
Team Photographer.....	Micheline Veluvolu

GAME PRESENTATION

Director of Game Presentation.....	Caitlin Salemi
------------------------------------	----------------

CORPORATE SPONSORSHIP

Senior Director of Business Development.....	Chad Buck
Director of Service and Development.....	Nicole Richardson
Partnership Services Coordinator.....	Chad Tubbs

MARKETING

Marketing and Digital Media Coordinator.....	Natalie Buch
--	--------------

VIDEO PRODUCTION & CREATIVE SERVICES

Video and Creative Services Manager.....	Bryan Darrow
--	--------------

TICKET SALES & OPERATIONS

Director of Ticket Sales & Service.....	Nicole Richardson
Youth Hockey Coordinator / Ticket Sales Associate.....	Nick Pappas
Group Sales Associate.....	Tim Darrow
Group Sales Associate.....	Aaron Pennings
Ticket Operations Coordinator.....	Chris Roeder
Receptionist.....	Cindy Barber

MERCHANDISE

Director of Merchandise.....	Michael Kaminska
Amerks Team Store Manager.....	Hadley Merrill

BLUE CROSS ARENA AT THE WAR MEMORIAL

Executive Offices:	
.....	The Blue Cross Arena at the Rochester War Memorial
.....	One War Memorial Square, Rochester, N.Y. 14614
Ticket Hotline.....	1-855-GO-AMERKS
Telephone/Executive Offices.....	(585) 454-5335
Fax Number.....	(585) 454-3954
Website.....	www.amerks.com
Home Ice.....	The Blue Cross Arena at the Rochester War Memorial
Dimensions of Rink.....	197' x 85'
Seating Capacity.....	10,662
Location of Press Box.....	Suite Level
NHL Affiliate.....	Buffalo Sabres
ECHL Affiliate.....	Cincinnati Cyclones
Club Colors.....	Red, White, Blue
Home Uniforms.....	Base - White; Trim - Blue, Red
Road Uniforms.....	Base - Blue; Trim - White, Red
Individual Ticket Prices:	
Advanced Pricing.....	\$28.00, \$26.00, \$26.00,
.....	\$20.00, \$20.00, \$14.00
Day of Game Pricing.....	\$30.00, \$28.00, \$28.00,
.....	\$22.00, \$22.00, \$16.00
Home Game Times.....	Friday-Saturday @ 7:05 p.m.
.....	Sunday @ 3:05 p.m., Monday @ 1:05 p.m.
TV Station.....	MSG
Radio Station.....	95.7 FM/950 AM ESPN Rochester
Webcasts.....	AHL Live and whtk.com

PRACTICE FACILITY

Arena.....	Bill Gray's Regional Iceplex
.....	2700 Brighton-Henrietta Townline Rd., Rochester, NY 14623
Telephone Number.....	(585) 454-4625
Website.....	www.billgraysiceplex.com

HISTORY OF AFFILIATION EST. 1956



After three seasons with the Portland Pirates, the Buffalo Sabres renewed their affiliation with the Rochester Americans before the 2011-12 season. The 2017-18 season will mark the 36th season of affiliation between the Sabres and Amerks, one of the longest relationships between an NHL team and its AHL affiliate.

The Amerks are entering their 62nd season in the American Hockey League and the team will once again be an essential pipeline for future Sabres stars. Last season, more than a dozen Amerks saw time with the Sabres.

It was during the 1979-80 campaign that the two organizations first formed a professional hockey partnership. Billy Inglis was the first head coach of the Amerks during the affiliation. Future coaches would include Mike Keenan, Joe Crozier, Jim Schoenfeld, Don Lever, John Van Boxmeer, John Tortorella, Brian McCutcheon and Randy Cunneyworth. Both Keenan (New York Rangers, 1994) and Tortorella (Tampa Bay Lightning, 2004) went on to coach NHL teams to Stanley Cup victories.

In 36 years of affiliation, the Amerks have compiled a record of 1,316-1,094-265-25 in 2,700 regular season games and captured nine regular-season titles. During that period, the Amerks have captured three Calder Cup Championships (1983, 1987 and 1996) and have advanced to the Calder Cup Finals six times.

Besides the Sabres, the Amerks have been affiliated with the Montreal Canadiens, Toronto Maple Leafs, Boston Bruins, Vancouver Canucks and Florida Panthers.

CHRIS TAYLOR HEAD COACH



Rochester Americans General Manager Randy Sexton named Chris Taylor head coach of the Amerks on June 30, 2017. Taylor is the 32nd head coach and the 12th former Amerk in the 62-year history of the franchise to be appointed to serve as head coach.

Taylor, who previously spent a total of 14 seasons in Rochester as a player and coach, returns to the organization after serving as an assistant coach with the Wilkes-Barre/Scranton Penguins last season. He helped guide the Penguins to an AHL-best 51-20-3-2 (107 points) overall record, winning the Macgregor Kilpatrick Trophy as regular season champions while also leading Wilkes-Barre/Scranton to its 14th straight Calder Cup Playoff appearance. The Penguins also finished with the AHL's top defense under Taylor, allowing a league-low 170 goals-against over 76 games in 2016-17. Additionally, Taylor was instrumental in the development of several Penguins prospects with at least 15 different players earning NHL call-ups throughout the campaign as Pittsburgh captured its second consecutive Stanley Cup championship.

Taylor first joined the Amerks staff as development coach prior to the 2011-12 season following a successful 19-year professional career as a player that saw him become one of the all-time Amerk greats to ever don the red, white and blue. He was elevated to assistant coach on Feb. 25, 2013, a position he retained through the 2015-16 campaign.

In 2013-14, Taylor helped guide the Amerks to a record of 37-28-6-5 (85 points) and a berth in the American Hockey League's Calder Cup Playoffs for the third consecutive year. He also oversaw a power-play unit that ranked 10th in the AHL with a 19.8% efficiency, marking the second straight year that the Amerks have ranked in the top 10 in man-advantage scoring. Over the course of the season, a total of 16 different players appeared in games for both the Amerks and Sabres as the Rochester coaching staff continued to successfully develop NHL players.

During the 2012-13 season, Taylor helped guide the Amerks to a record of 43-29-3-1 (90 points), good for second place in the North Division and seventh in the Western Conference, as well as a berth in the Calder Cup Playoffs for the second straight year. Taylor also commanded a power-play unit that ranked fourth in the AHL at 20.3%.

In his first season as a member of the Amerks coaching staff in 2011-12, Taylor helped guide the team to a 36-26-10-4 record and a berth in the Calder Cup Playoffs. As development coach, Taylor was primarily responsible for working with the team's forwards. During the season, a total of 11 Amerks players (seven forwards) were called up to the Buffalo Sabres, including left wing Marcus Foligno, who worked extensively with Taylor during the season and was named the NHL Rookie of the Month for March after scoring 11 points in 11 games with the Sabres.

After spending parts of nine seasons with the Amerks between 1999 and 2011, Taylor finished his playing career ranked among the franchise's all-time leaders in assists (3rd, 339), games played (4th 519), points (5th 481) and goals (10th 142). He also served as team captain during the 2004-05 and 2005-06 seasons and was an alternate captain during several other campaigns. Taylor received perhaps the highest honor of his career during the 2014-15 season when he was unanimously inducted into the Amerks Hall of Fame on Jan. 10, 2015 in his first year of eligibility, becoming the 56th member of the prestigious club.

A member of the Amerks' 50th Anniversary Team, Taylor is also a three-time Amerks team MVP and scoring champion (2001-02, 2002-03, 2004-05) and is the only player in franchise history to achieve those two feats in the same season on three occasions. During his final season as a player in 2010-11, Taylor ranked second on the Amerks in scoring with 51 points (10+41) in 72 games. He also finished second on the team in scoring the previous year with 61 points (17+44) when he returned to Rochester following a three-year stint in Germany, where he played for Frankfurt and led the team in scoring all three seasons.

During the 2004-05 campaign in which the Amerks won the Macgregor Kilpatrick Trophy with the AHL's best regular season record, Taylor was the Amerks scoring leader with 79 points (21+58) and was honored with the AHL's Fred T. Hunt Award for sportsmanship, determination and dedication to the game of hockey. Taylor also shares the franchise record for most assists in a single game with six, set on Oct. 21, 2005.

During his pro career, Taylor appeared in 149 NHL games with the New York Islanders, Boston Bruins and Sabres, recording 32 points (11+21) and 48 penalty minutes. Of those 149 games, 90 came in a Buffalo uniform. In 2003-04, he set NHL career-highs in games played (54), goals (6), assists (6) and points (12) while with the Sabres.

CHRIS TAYLOR HEAD COACH

Prior to joining the Sabres/Amerks organization in 1999, Taylor won two Turner Cup Championships with Denver and Utah of the International Hockey League. The Stratford, Ontario, native was originally drafted by the Islanders in the second round (27th overall) of the 1990 NHL Entry Draft and finished his pro career with 1,297 games played at the NHL, AHL, IHL and European levels.

Taylor resides in Churchville with his wife, Lisa, and their two children, Samantha and Nicholas. He is the brother of former NHL player Tim Taylor, who won Stanley Cups with the Detroit Red Wings in 1997 and the Tampa Bay Lightning in 2004.

GORD DINEEN ASSISTANT COACH

Rochester Americans assistant coach Gord Dineen enters his 16th season as an AHL coach in 2017-18 having spent the last eight seasons with the Toronto Marlies as an assistant coach (2009-14), head coach (2014-15) and associate coach (2015-17). During his time in Toronto, Dineen helped guide the team to six 40-win seasons four division titles, and a regular-season championship.

As an associate coach during the 2015-16 season, Dineen helped the Marlies to an AHL-best 54-21-1 record, winning the Macgregor Kilpatrick Trophy as regular season champions while also leading Toronto to its fourth North Division title in five years. The Marlies also advanced to the postseason in each of the last six years with

Dineen behind the bench, including a trip to the Calder Cup Finals in 2012 and two other appearances in the Western Conference Finals.


Prior to the 2014-15 season, Dineen was elevated to head coach of the Marlies, leading the team to a 40-27-9 overall record, good for second-place in the AHL's North Division, and a berth in the playoffs.

Dineen joined the Marlies after serving as head coach of the Iowa Chops for the 2008-09 season. He began his pro coaching career as the assistant coach of the AHL's Louisville Panthers in 2000-01 before two years as head coach with the ECHL's Macon Whoopee (2001-02) and Richmond Renegades (2002-03). He also held several AHL coaching stints as the assistant coach of the Springfield Falcons (2003-04), Utah Grizzlies (2004-05), San Antonio Rampage (2005-07) and Portland Pirates (2007-08).

A native of Toronto, Ontario, Dineen enjoyed an 18-year pro playing career as a defenseman between 1982 and 2000. A second-round pick of the New York Islanders in the 1981 NHL Entry Draft, Dineen registered 106 points (16+90) in 528 career NHL games with the Islanders, Minnesota North Stars, Pittsburgh Penguins and Ottawa Senators. Dineen also spent parts of two seasons in the American Hockey League with the Springfield Indians as well as in the International Hockey League with stops in Kalamazoo, Muskegon, San Diego, Denver, Utah and Chicago.

Dineen is the son of AHL Hall of Fame coach Bill Dineen and is the brother of Shawn, Peter and Kevin Dineen, all of whom played pro hockey.

TOBY PETERSEN ASSISTANT COACH



Toby Petersen enters his first season with the Rochester Americans and fourth as an assistant coach in the American Hockey League after being named to the position on July 13, 2017.

Petersen joins the Amerks after spending the last two seasons (2015-17) as an assistant coach with the Cleveland Monsters of the American Hockey League. During his first season in Cleveland in 2015-16, Petersen guided the team to a 43-28-5 record in the regular season before helping the Monsters capture their first Calder Cup championship in franchise history. Cleveland went 15-2 during the postseason, which included series sweeps over Rockford, Ontario and Hershey as the Monsters finished with a 7-1 record on

home ice in the playoffs.

A native of Minneapolis, Minn., Petersen made his pro coaching debut as an assistant coach with the Springfield Falcons in 2014-15 following a 14-year playing career as a forward. Originally a ninth-round selection of the Pittsburgh Penguins in the 1998 NHL Entry Draft, Petersen recorded 81 points (33+48) in 398 career NHL games with Pittsburgh, Edmonton and Dallas while also adding 374 points (148+226) in 550 AHL appearances for Wilkes-Barre/Scranton, Edmonton, Iowa and Texas. He retired from playing after winning a Calder Cup with the Texas Stars in the 2013-14 campaign.

Prior to turning pro, Petersen played four years at Colorado College, where he was named to the All-WCHA Rookie Team as a freshman. He also represented the United States at several international events, including winning a silver medal at the 1997 World Junior Championship.

2016-17 FINAL STATISTICS

No.	PLAYER	POS	GP	G	A	PTS	+/-	PIM	PP	PPA	SHG	SHA	GW	FG	IG	OT	UA	EN	SOG	SOA	SGW	SO%	SH	SH%
10	Cole Schneider	LW	71	24	39	63	9	45	9	11	1	1	4	7	3	1	2	1	0	3	0	0.0	176	13.6
16	x Cal O'Reilly	C	47	9	33	42	1	6	2	12	1	0	3	2	0	1	1	1	1	1	1	100.0	75	12.0
13	Nick Baptiste	RW	59	25	16	41	3	34	11	3	0	0	4	2	4	0	1	3	1	4	0	25.0	174	14.4
29	Mat Bodie (total)	D	62	10	29	39	-14	55	6	14	0	1	0	0	0	0	0	1	0	0	0	0.0	105	9.5
	HFD	D	45	8	22	30	-14	47	5	12	0	1	0	0	0	0	0	1	0	0	0	0.0	81	9.9
	RCH	D	17	2	7	9	0	8	1	2	0	0	0	0	0	0	0	0	0	0	0	0.0	24	8.3
95	Justin Bailey	RW	52	23	13	36	4	35	5	5	0	0	3	3	3	1	2	0	0	2	0	0.0	126	18.3
15	Evan Rodrigues	LW	48	9	21	30	-2	27	1	7	0	1	1	3	0	0	3	0	0	1	0	0.0	121	7.4
11	Tim Kennedy (total)	C	47	4	25	29	0	28	0	5	0	1	1	0	1	0	2	1	0	0	0	0.0	55	7.3
19	*Alexander Nylander	RW	65	10	18	28	-24	6	3	10	0	0	1	2	1	0	0	0	0	3	0	0.0	106	9.4
4	x Taylor Fedun	D	29	5	18	23	1	29	2	9	0	0	2	0	0	2	0	0	0	0	0	0.0	59	8.5
34	*Casey Nelson	D	58	7	14	21	-10	24	2	3	0	0	0	2	1	0	0	0	0	0	0	0.0	111	6.3
27	Derek Grant	C	23	11	8	19	-2	22	5	4	1	0	2	1	0	0	0	0	0	0	0	0.0	61	18.0
2	Erik Burgdoerfer	D	52	1	16	17	0	44	0	3	0	2	0	0	0	0	0	0	0	0	0	0.0	64	1.6
8	*Daniel Muzito-Bagenda	LW	61	9	6	15	-6	45	0	1	1	0	1	1	0	0	0	0	1	1	0	100.0	64	14.1
20	*Eric Cornel	RW	67	5	9	14	-9	29	1	1	0	0	1	1	0	0	0	0	0	1	0	0.0	49	10.2
7	Patrick Mullen	D	27	4	10	14	-1	22	0	6	0	0	0	1	0	0	0	0	0	0	0	0.0	40	10.0
43	x Dan Catenacci	C	50	5	8	13	-20	44	0	1	0	0	0	0	2	0	1	2	0	0	0	0.0	67	7.5
22	x Kyle Bonis	LW	52	10	2	12	2	10	0	0	1	0	1	3	0	0	1	0	0	0	0	0.0	63	15.9
24	*Hudson Fasching	RW	37	8	4	12	-12	8	0	0	0	1	1	0	0	0	2	0	0	0	0	0.0	64	12.5
57	Brady Austin	D	72	4	8	12	-10	59	0	0	1	0	0	1	0	0	1	1	0	0	0	0.0	81	4.9
39	Jean Dupuy	C	46	3	9	12	-5	46	0	1	0	0	1	0	0	0	1	0	0	0	0	0.0	64	4.7
23	Tyson Strachan	D	61	1	11	12	-8	36	1	0	0	0	0	0	0	0	0	0	0	0	0	0.0	62	1.6
37	Mac Bennett	D	46	3	6	9	-19	15	0	0	0	0	1	1	0	1	0	0	0	0	0	0.0	54	5.6
3	Paul Geiger	D	49	3	6	9	-7	35	0	0	0	0	0	0	0	0	0	0	0	0	0	0.0	51	5.9
46	Justin Vaive	LW	66	3	6	9	-6	90	0	1	0	0	0	0	0	0	0	0	0	0	0	0.0	65	4.6
18	*Vaclav Karabacek	RW	23	3	5	8	-1	4	0	0	0	0	1	0	0	0	1	0	0	1	0	0.0	25	12.0
28	x William Carrier	LW	8	3	2	5	-1	6	1	1	1	0	1	1	0	0	1	0	0	0	0	0.0	13	23.1
12	x Mike Aviani	C	13	2	3	5	-5	9	0	2	0	0	0	0	0	0	0	0	0	0	0	0.0	11	18.2
14	Justin Kea	C	12	2	2	4	0	18	1	0	0	0	1	1	0	0	0	0	0	0	0	0.0	9	22.2
12	*Alex Kile	LW	11	2	1	3	0	0	0	0	0	0	0	0	0	0	0	0	0	0	0	0.0	12	16.7
21	*x Justin Danforth (total)	C	6	2	0	2	1	4	0	0	0	0	0	0	0	0	0	0	0	0	0	0.0	11	18.2
	BRI	C	1	0	0	0	0	0	0	0	0	0	0	0	0	0	0	0	0	0	0	0.0	0	0.0
	RCH	C	5	2	0	2	1	4	0	0	0	0	0	0	0	0	0	0	0	0	0	0.0	11	18.2
45	Brendan Guhle	D	6	1	1	2	-3	2	0	0	0	0	0	0	0	0	0	0	0	0	0	0.0	16	6.3
25	x Brady Vail	C	18	1	1	2	-10	10	0	0	0	0	1	0	0	0	0	0	0	0	0	0.0	9	11.1
17	*Matthew Lane	C	15	0	2	2	-9	2	0	0	0	0	0	0	0	0	0	0	0	0	0	0.0	10	0.0
25	*x Ian Brady	D	2	0	1	1	2	0	0	0	0	0	0	0	0	0	0	0	0	0	0	0.0	1	0.0
7	x Jordan Henry	D	1	0	0	0	0	0	0	0	0	0	0	0	0	0	0	0	0	0	0	0.0	0	0.0
7	x Eric Baier	D	2	0	0	0	1	2	0	0	0	0	0	0	0	0	0	0	0	0	0	0.0	0	0.0
25	x Troy Crema	RW	2	0	0	0	0	2	0	0	0	0	0	0	0	0	0	0	0	0	0	0.0	0	0.0
21	*x Tyson Fawcett	RW	2	0	0	0	-2	2	0	0	0	0	0	0	0	0	0	0	0	0	0	0.0	0	0.0
26	Alexandre Goulet	LW	3	0	0	0	0	0	0	0	0	0	0	0	0	0	0	0	0	0	0	0.0	4	0.0
33	*x Jason Kasdorf	G	3	0	0	0	0	0	0	0	0	0	0	0	0	0	0	0	0	0	0	0.0	0	0.0
42	Anthony Florentino	D	5	0	0	0	0	0	0	0	0	0	0	0	0	0	0	0	0	0	0	0.0	4	0.0
31	* Jonas Johansson	G	7	0	0	0	0	0	0	0	0	0	0	0	0	0	0	0	0	0	0	0.0	0	0.0
44	x Justin Falk	D	10	0	0	0	3	11	0	0	0	0	0	0	0	0	0	0	0	0	0	0.0	5	0.0
21	x Bobby Shea	D	10	0	0	0	3	7	0	0	0	0	0	0	0	0	0	0	0	0	0	0.0	5	0.0
1	John Muse	G	14	0	0	0	0	2	0	0	0	0	0	0	0	0	0	0	0	0	0	0.0	0	0.0
5	* Brycen Martin	D	18	0	0	0	-2	12	0	0	0	0	0	0	0	0	0	0	0	0	0	0.0	10	0.0
30	Linus Ullmark	G	55	0	0	0	0	4	0	0	0	0	0	0	0	0	0	0	0	0	0	0.0	0	0.0
	BENCH		76	1				14														0.0	1	
	TOTALS		76	205	331	535	-144	858	45	88	7	6	31	33	15	6	19	9	3	17	1	17.6	2022	10.1

GOALTENDERS

No.	GOALTENDERS	GP	MINS	W	L	OT	SO	EN	GA	GAA	SOGP	SOW	SOL	SOGA	SOA	SO%	SA	SVS	SV%
31	* Jonas Johansson	7	420:46	3	3	1	0	1	20	2.85	1	0	1	1	2	0.500	186	166	0.892
30	Linus Ullmark	55	3201:55	26	27	2	1	7	153	2.87	3	1	2	4	14	0.714	1678	1525	0.909
1	John Muse	14	740:40	3	8	0	1	0	38	3.08	0	0	0	0	0	0.000	407	369	0.907
33	*x Jason Kasdorf	3	177:19	0	3	0	0	1	17	5.75	0	0	0	0	0	0.000	99	82	0.828
	Empty Net		49:37						9								9		
	TOTALS	79	4590:17	32	41	3	2	9	237	3.10	4	1	3	5	16	0.688	2379	2142	0.900

x - inactive, * - rookie

SINGLE-SEASON TEAM RECORDS

MOST POINTS:	2004-05 (51-19-4)	112
MOST WINS:	1998-99	52
MOST LOSSES:	2007-08	52
MOST TIES (no overtime):	1969-70	16
MOST TIES:	1993-94, 2001-02	15
MOST HOME POINTS:	1987-88 (30-6-4)	64
MOST HOME WINS:	1987-88	30
MOST HOME LOSSES:	2010-11	22
MOST HOME TIES:	1969-70, 2002-03	9
MOST ROAD POINTS:	1998-99 (25-10-4-1)	55
MOST ROAD WINS:	1998-99	25
MOST ROAD LOSSES:	1962-63	30
MOST ROAD TIES:	2001-02	9
FEWEST POINTS:	1969-70 (18-38-16)	52
FEWEST WINS:	1969-70	18
FEWEST LOSSES:	1964-65, 1965-66, 1973-74	21
FEWEST TIES (no overtime):	1967-68	9
FEWEST TIES:	1963-64, 1983-84	2
FEWEST HOME POINTS:	2010-11 (14-20-2-4)	34
FEWEST HOME WINS:	1969-70, 2010-11 (14-20-2-4)	14
FEWEST HOME LOSSES:	1965-66	4
FEWEST HOME TIES:	1959-60, 1964-65	0
FEWEST ROAD POINTS:	1962-63 (4-30-2)	10
FEWEST ROAD WINS:	1962-63, 1969-70	4
FEWEST ROAD LOSSES:	1998-99	11
FEWEST ROAD TIES:	1956-57, 1963-64, 1983-84	1*
MOST SHOOTOUT WINS:	2012-13	10
MOST SHOOTOUT LOSSES:	2008-09	8
FEWEST SHOOTOUT LOSSES:	2009-10, 2012-13, 2014-15	1
MOST SCORING POINTS:	1982-83	1,043
MOST GOALS SCORED:	1982-83	389
MOST ASSISTS:	1982-83	654
MOST POWER-PLAY GOALS:	1992-93	109
MOST SHORTHANDED GOALS:	1982-83, 1988-89, 1989-90	19
MOST HOME GOALS:	1982-83	220
FEWEST GOALS SCORED:	2008-09	184
MOST PENALTY MINUTES:	1995-96	2,588
FEWEST PENALTY MINUTES:	1966-67	693
MOST GOALS SCORED AGAINST:	1978-79	349
FEWEST GOALS SCORED AGAINST:	1998-99	176*
FEWEST ROAD GOALS AGAINST:	1998-99	86*
MOST FORTY GOAL SCORERS:	1974-75, 1982-83, 1989-90	3
MOST THIRTY GOAL SCORERS:	1964-65, 1981-82, 1982-83	5
MOST TWENTY GOAL SCORERS:	1973-74, 1977-78, 1982-83	8
MOST SHUTOUTS:	2004-05	9
	(Ryan Miller - 8, Tom Askey - 1)	
LONGEST WINNING STREAK:	Oct. 11-Nov. 2, 1984	11
	April 14-May 19, 1996	
	Oct. 12-Nov. 10, 2009	

SINGLE-SEASON TEAM RECORDS

LONGEST HOME WIN STREAK:	Dec. 17, 2004-Mar. 4, 2005	17
LONGEST UNBEATEN STREAK:	1965-66 (13-0-1)	14
	Oct. 24-Dec. 4, 1965	
	1999-2000 (12-0-2)	
	Feb. 6-Mar. 10, 2000	
LONGEST LOSING STREAK:	Feb. 6-Feb. 21, 1981	10
	Oct. 2-Oct. 29, 1988	
	Dec. 1-Dec. 26, 2007	
LONGEST WINLESS STREAK:	Mar. 20-Apr. 5, 1970 (0-10-4)	14

*AHL Record

TEAM RECORDS

MOST GOALS:	vs. Cleveland Nov. 24, 1966	14
MOST GOALS ON ROAD:	vs. Springfield April 1, 1972 vs. Fredericton Nov. 24, 1981 vs. Maine Dec. 29, 1982	10
MOST ASSISTS:	vs. St. Catharines April 7, 1985	25
MOST POINTS:	vs. St. Catharines April 7, 1985	38
MOST TOTAL GOALS:	Rochester 14 - Cleveland 6 Nov. 24, 1966	20
GREATEST WINNING MARGIN:	Rochester 13 - New Haven 1 Jan. 17, 1975	12
GREATEST LOSING MARGIN:	Rochester 3 - Providence 15 Feb. 13, 1972	12
	Rochester 1 - Nova Scotia 13 Feb. 15, 1980	
	Rochester 0 - Baltimore 12 Nov. 23, 1984	
SCORELESS TIES:	vs. Buffalo, Nov. 7, 1964 vs. Pittsburgh, Mar. 31, 1967 vs. Baltimore, Feb. 26, 1971 vs. Richmond, Feb. 11, 1972 vs. Virginia, Jan. 27, 1974 at Halifax, Nov. 20, 1991 vs. Adirondack, Nov. 10, 1997	

SEASON TEAM RECORDS

DIVISION CHAMPIONSHIPS:	1964-65, 1965-66, 1967-68 1973-74, 1977-78, 1982-83 1986-87, 1989-90, 1990-91 1996-97, 1998-99, 1999-2000, 2000-01, 2004-05	14
OVERALL REGULAR SEASON POINT CHAMPIONSHIP:	1964-65, 1967-68, 1973-74 1982-83, 1990-91, 2004-05	6
CALDER CUP CHAMPIONSHIPS:	1964-65, 1965-66, 1967-68 1982-83, 1986-87, 1995-96	6

SINGLE-SEASON INDIVIDUAL RECORDS

MOST GOALS:	Paul Gardner	61	(1985-86)
MOST ASSISTS:	Geordie Robertson	73	(1982-83)
MOST POINTS:	Geordie Robertson	119	(1982-83)
MOST PENALTY MINUTES:	Rob Ray	446	(1988-89)
MOST GOALS BY CENTER:	Paul Gardner	61	(1985-86)
MOST ASSISTS BY CENTER:	Geordie Robertson	73	(1982-83)
MOST POINTS BY CENTER:	Geordie Robertson	119	(1982-83)
MOST GOALS BY RIGHT WING:	Jody Gage	60	(1987-88)
MOST ASSISTS BY RIGHT WING:	Ed Litzenberger	61	(1964-65)
MOST POINTS BY RIGHT WING:	Jody Gage	104	(1987-88)
MOST GOALS BY LEFT WING:	Murray Kuntz	51	(1973-74)
MOST ASSISTS BY LEFT WING:	Stan Smrke	59	(1964-65)
MOST POINTS BY LEFT WING:	Dick Gamble	98	(1965-66)
	Mike Donnelly	98	(1989-90)
MOST GOALS BY DEFENSEMAN:	Rick Pagnutti	18	(1972-73)
MOST ASSISTS BY DEFENSEMAN:	Bob Hess	58	(1980-81)
MOST POINTS BY DEFENSEMAN:	Bob Hess	75	(1980-81)
MOST GOALS BY GOALTENDER:	Darcy Wakaluk	1	(1987-88)*
	Robb Stauber	1	(1995-96)

SINGLE-SEASON INDIVIDUAL RECORDS

MOST ASSISTS BY GOALTENDER:	Darcy Wakaluk	7	(1989-90)*
	David Littman	7	(1990-91)
MOST POINTS BY GOALTENDER:	Darcy Wakaluk	7	(1989-90)*
	David Littman	7	(1990-91)
MOST PIM BY CENTER:	Brad Rubachuk	246	(1993-94)
MOST PIM BY RIGHT WING:	Kevin Kerr	352	(1987-88)
MOST PIM BY LEFT WING:	Rob Ray	446	(1988-89)
MOST PIM BY DEFENSEMAN:	Jim Hafford	322	(1987-88)
MOST PIM BY GOALTENDER:	Jim Pettie	55	(1976-77)
MOST GOALS BY A ROOKIE:	Thomas Vanek	42	(2004-05)
	Donald Audette	42	(1989-90)
MOST ASSISTS BY A ROOKIE:	Todd Simon	66	(1992-93)
MOST POINTS BY A ROOKIE:	Peter Ciavaglia	98	(1991-92)
MOST PIM BY A ROOKIE:	Rob Ray	446	(1988-89)
MOST POWER-PLAY GOALS:	Thomas Vanek	25	(2004-05)
	Paul Gardner	25	(1985-86)
MOST SHORTHANDED GOALS:	Gary McAdam	11	(1982-83)*
MOST GAME-WINNING GOALS:	Dean Sylvester	10	(1998-99)
MOST UNASSISTED GOALS:	Paul O'Neil	9	(1975-76)
LONGEST POINT STREAK:	Peter Ciavaglia (22+26=48)	25 games	(1992-93)
HIGHEST SHOOTING PERCENTAGE:	Dane Jackson	27.0	(1995-96)*

*AHL Record

INDIVIDUAL GAME RECORDS

LARGEST CROWD:	First Niagara Center	19,070	(12/28/12)
	(Buffalo, NY: Amerks 4, Lake Erie 1)		
MOST GOALS:	Jason Pominville	5	(10/21/05)
	Donald Audette	5	(10/29/89)
	Dave Hynes	5	(1/17/75)
	Mal Davis (3)	4	(2/14/82, 1/2/83, 10/5/83)
	Jody Gage (3)	4	(10/18/85, 10/26/85, 3/14/90)
	Geordie Robertson (2)	4	(3/7/82, 4/3/83)
	Dick Gamble (2)	4	(10/16/66, 10/29/66)
	Derek Whitmore	4	(11/25/11)
	Scott McCrory	4	(11/3/90)
	Grant Martin	4	(3/29/89)
	Ken Priestlay	4	(3/10/89)
	Gates Orlando	4	(3/23/84)
	Bill Bennet	4	(11/3/78)
	Dave Hynes	4	(10/17/75)
	Dave Hrechosky	4	(12/1/72)
	Bronco Horvath	4	

INDIVIDUAL GAME RECORDS

TWO FASTEST SHORTHANDED GOALS:	Jody Gage	8 seconds	(3/25/89)*
MOST ASSISTS:	Chris Taylor	6	(10/21/05)
	Geordie Robertson	6	(12/26/83)
	Ed Litzenberger	6	(1/24/65)
	Rudy Migay	6	(2/6/59)
MOST ASSISTS BY A GOALTENDER:	Lynn Zimmerman	3	(1972-73)*
MOST POINTS:	Darrin Shannon	7	(1/31/91)
	Geordie Robertson	7	(12/26/83)
	Ed Joyal	7	(2/24/67)
MOST PIM:	Wally Weir	54	(1/16/81)
	(4 misconducts, 2 majors, 2 minors)		

*AHL Record

AMERKS ALL-TIME TEAM LEADERS
ROCHESTER AMERICANS

GAMES PLAYED

1	JODY GAGE	653
2	DICK GAMBLE	569
3	NORM ARMSTRONG	566
4	CHRIS TAYLOR	519
5	DARRYL SLY	517
6	STAN SMRKE	513
7	SCOTT METCALFE	499
8	BRONCO HORVATH	473
9	GERRY EHMAN	465
10	DAN FRAWLEY	456
11	LES DUFF	399
12	DON CHERRY	390
13	RANDY CUNNEYWORTH	377
14	DOUG JANIK	376
15	NORM MILLEY	367
16	JIM JACKSON	360
17	GEORDIE ROBERTSON	359
18	DAVE FENYVES	358
19	DEAN MELANSON	353
20	DON McSWEEN	348

POINTS

1	JODY GAGE	728
2	DICK GAMBLE	565
3	BRONCO HORVATH	542
4	GERRY EHMAN	520
5	CHRIS TAYLOR	481
6	STAN SMRKE	436
7	GEORDIE ROBERTSON	395
8	NORM ARMSTRONG	391
9	SCOTT METCALFE	349
10	BOB MONGRAIN	339
11	BARRY MERRELL	321
12	CRAIG CHARRON	311
13	RON GARWASIUK	308
14	GORDIE CLARK	302
15	JIM JACKSON	298
16	MAL DAVIS	287
17	TODD SIMON	268
18	CLAUDE VERRET	259
19	JIM PAPPIN	258

GOALS

1	JODY GAGE	351
2	DICK GAMBLE	300
3	GERRY EHMAN	237
4	BRONCO HORVATH	199
5	STAN SMRKE	197
6	NORM ARMSTRONG	166
7	GEORDIE ROBERTSON	164
8	MAL DAVIS	155
9	BOB MONGRAIN	153
10	CHRIS TAYLOR	142
	SCOTT METCALFE	137
12	BARRY MERRELL	134
	JIM PAPPIN	134
14	RON GARWASIUK	130
15	GORDIE CLARK	123
16	CRAIG CHARRON	121
17	CLAUDE VERRET	111
18	KEN PRIESTLAY	102
19	RANDY CUNNEYWORTH	101
20	STEVE LANGDON	97

ASSISTS

1	JODY GAGE	377
2	BRONCO HORVATH	343
3	CHRIS TAYLOR	339
4	GERRY EHMAN	283
5	DICK GAMBLE	265
6	STAN SMRKE	239
7	GEORDIE ROBERTSON	231
8	NORM ARMSTRONG	225
9	SCOTT METCALFE	211
10	JIM JACKSON	205
11	CRAIG CHARRON	190
12	BARRY MERRELL	187
13	BOB MONGRAIN	186
14	TODD SIMON	183
15	GORDIE CLARK	179
16	RON GARWASIUK	178
17	DOMINIC PITTIS	171
18	DON McSWEEN	170
19	STEVE KRAFTCHECK	156
	PHIL VARONE	156

PENALTY MINUTES

1	SCOTT METCALFE	1,424
2	JIM HOFFORD	1,212
3	DAN FRAWLEY	1,060
4	SEAN McMORROW	1,015
5	NORM ARMSTRONG	983
6	DEAN MELANSON	850
7	SCOTT NICHOL	813
8	ROB RAY	796
9	RUMUN NDUR	795
10	CHRIS LANGEVIN	750
11	ANDREW PETERS	733
12	DOUG JANIK	686
13	KEVIN KERR	680
14	DOUG HOUDA	669
15	BRAD RUBACHUK	665
16	RON GARWASIUK	653
17	BRAD MILLER	642
18	SEAN O'DONNELL	637
19	RAY MALUTA	608
20	LOU CRAWFORD	589

GOALTENDING WINS

1	BOBBY PERREAULT	108
2	GERRY CHEEVERS	101
3	JACQUES CLOUTIER	96
4	RYAN MILLER	92
5	DARCY WAKALUK	81

COACHING WINS

1	RANDY CUNNEYWORTH	340
2	JOHN VanBOXMEER	337
3	JOE CROZIER	260
4	BRIAN McCUTCHEON	128
5	MIKE KEENAN	116

AMERKS REGULAR-SEASON SCHEDULE
ROCHESTER AMERICANS**OCTOBER 2017**

DAY	DATE	GAME TIME	VISITING TEAM	HOME TEAM
Fri	10/6/17	7:05 PM	Syracuse	Rochester
Sat	10/7/17	7:00 PM	Rochester	Syracuse
Fri	10/13/17	7:05 PM	Utica	Rochester
Fri	10/20/17	7:05 PM	Charlotte	Rochester
Sat	10/21/17	7:05 PM	Utica	Rochester
Wed	10/25/17	7:30 PM	Rochester	Laval
Fri	10/27/17	7:05 PM	Laval	Rochester
Sat	10/28/17	7:05 PM	Syracuse	Rochester

NOVEMBER 2017

DAY	DATE	GAME TIME	VISITING TEAM	HOME TEAM
Wed	11/1/17	7:00 PM	Rochester	@ Utica
Fri	11/3/17	7:05 PM	Hershey	Rochester
Sat	11/4/17	7:00 PM	Rochester	@ Utica
Fri	11/10/17	7:00 PM	Rochester	@ Belleville
Sat	11/11/17	7:00 PM	Rochester	@ Belleville
Wed	11/15/17	7:05 PM	Binghamton	Rochester
Fri	11/17/17	7:05 PM	Hartford	Rochester
Sat	11/18/17	7:05 PM	Rochester	@ Binghamton
Wed	11/22/17	7:00 PM	Rochester	@ Syracuse
Fri	11/24/17	7:05 PM	Binghamton	Rochester
Sat	11/25/17	7:05 PM	Rochester	@ Binghamton
Wed	11/29/17	7:00 PM	Rochester	@ Utica

DECEMBER 2017

DAY	DATE	GAME TIME	VISITING TEAM	HOME TEAM
Fri	12/1/17	7:05 PM	Hartford	Rochester
Sat	12/2/17	7:05 PM	Rochester	@ W-B/Scranton
Fri	12/8/17	7:05 PM	Rochester	@ Springfield
Sat	12/9/17	7:30 PM	Rochester	@ Hartford
Sun	12/10/17	3:00 PM	Rochester	@ Bridgeport
Wed	12/13/17	7:05 PM	Utica	Rochester
Fri	12/15/17	7:05 PM	Toronto	Rochester
Sat	12/16/17	7:00 PM	Rochester	@ Utica
Wed	12/20/17	7:05 PM	Belleville	Rochester
Fri	12/22/17	7:30 PM	Rochester	@ Laval
Sat	12/23/17	7:00 PM	Rochester	@ Laval
Wed	12/27/17	7:05 PM	Laval	Rochester
Fri	12/29/17	7:00 PM	Rochester	@ Toronto
Sat	12/30/17	7:05 PM	Laval	Rochester

JANUARY 2018

DAY	DATE	GAME TIME	VISITING TEAM	HOME TEAM
Fri	1/5/18	7:05 PM	Bridgeport	Rochester
Sat	1/6/18	7:05 PM	Lehigh Valley	Rochester
Wed	1/10/18	7:00 PM	Rochester	@ Belleville
Fri	1/12/18	7:05 PM	Binghamton	Rochester
Sat	1/13/18	7:00 PM	Rochester	@ Syracuse
Mon	1/15/18	1:05 PM	Utica	Rochester
Wed	1/17/18	7:00 PM	Rochester	@ Utica
Sat	1/20/18	6:00 PM	Rochester	@ Charlotte
Sun	1/21/18	1:00 PM	Rochester	@ Charlotte
Fri	1/26/18	7:00 PM	Rochester	@ Toronto
Sat	1/27/18	7:00 PM	Rochester	@ Belleville

FEBRUARY 2018

DAY	DATE	GAME TIME	VISITING TEAM	HOME TEAM
Fri	2/2/18	7:05 PM	Toronto	Rochester
Sat	2/3/18	7:05 PM	Rochester	@ Binghamton
Wed	2/7/18	7:05 PM	Belleville	Rochester
Sat	2/10/18	7:05 PM	Rochester	@ Lehigh Valley
Sun	2/11/18	5:00 PM	Rochester	@ Hershey
Fri	2/16/18	7:05 PM	W-B/Scranton	Rochester
Sat	2/17/18	7:05 PM	Rochester	@ Binghamton
Sun	2/18/18	3:05 PM	Binghamton	Rochester
Wed	2/21/18	7:05 PM	Syracuse*	Rochester
Fri	2/23/18	7:05 PM	Toronto	Rochester
Sat	2/24/18	4:00 PM	Rochester	@ Toronto
Wed	2/28/18	7:05 PM	Bridgeport	Rochester

MARCH 2018

DAY	DATE	GAME TIME	VISITING TEAM	HOME TEAM
Sat	3/3/18	4:00 PM	Rochester	@ Toronto
Sun	3/4/18	3:05 PM	Laval	Rochester
Fri	3/9/18	7:05 PM	Providence	Rochester
Sat	3/10/18	7:00 PM	Rochester	@ Syracuse
Sun	3/11/18	3:05 PM	Syracuse	Rochester
Fri	3/16/18	7:05 PM	Rochester	@ Providence
Sat	3/17/18	7:00 PM	Rochester	@ Bridgeport
Sun	3/18/18	5:00 PM	Rochester	@ Hartford
Fri	3/23/18	7:05 PM	Binghamton	Rochester
Sat	3/24/18	7:05 PM	Springfield	Rochester
Wed	3/28/18	7:05 PM	Utica	Rochester
Fri	3/30/18	7:05 PM	Charlotte	Rochester
Sat	3/31/18	7:05 PM	Rochester	@ Binghamton

APRIL 2018

DAY	DATE	GAME TIME	VISITING TEAM	HOME TEAM
Wed	4/4/18	7:30 PM	Rochester	@ Laval
Fri	4/6/18	7:05 PM	Belleville	Rochester
Sat	4/7/18	7:05 PM	Toronto	Rochester
Wed	4/11/18	7:05 PM	Syracuse	Rochester
Fri	4/13/18	7:05 PM	Belleville	Rochester
Sat	4/14/18	7:00 PM	Rochester	@ Syracuse



2017-18 BUFFALO SABRES MEDIA GUIDE

MISCELLANEOUS



TELEVISION



In June 2016, the Sabres and MSG Networks announced a new, long-term rights agreement for Buffalo Sabres games and the creation of "MSG Western New York," a comprehensive programming partnership that will air new content relating to the Sabres and other Pegula Sports and Entertainment properties on MSG in Western New York.

In the 2017-18 season, the Sabres and MSG will continue their partnership in which MSG will own the exclusive local rights to telecast the team's games. MSG Networks, an industry leader in production and technology, is the nation's longest-running regional sports network and part of Madison Square Garden L.P.

All Sabres telecasts on MSG are produced and broadcast by the team's in-house broadcasting team and feature the Sabres broadcasters and analysts exclusively.

Calling the action on MSG telecasts and on WGR 550 AM are Foster Hewitt Award winner and Sabres Hall-of-Famer Rick Jeanneret, who embarks on his 46th year behind the microphone in 2017-18, and veteran broadcaster Dan Dunleavy, who returns for his fifth season with the Sabres' broadcast team. In addition to his play-by-play duties, Dunleavy will contribute to the Sabres' pre- and post-game shows and to Sabres.com.

Rob Ray, a 14-year veteran of Sabres broadcasts, is in his sixth season as the full-time color analyst. After joining the broadcast team in 2003-04, Ray served as a second color analyst and the "between-the-glass" reporter for eight seasons before stepping into his current role. In his role as color analyst, Ray remains at ice level to provide a close-up perspective of the game's action.

Brian Duff, who joined the Sabres broadcast team in 2011-12, will again serve as the full-time in-game host for all Sabres broadcasts on MSG. In that role, Duff will host the pregame show the post-game report and the intermission reports between periods.

Former Sabres goaltender Martin Biron will join the Sabres' broadcast this season, providing in-depth analysis before, during and after games alongside Duff.

Buffalo Sabres hockey on MSG is produced by Joe Pinter and directed by Eric Grossman.

RICK JEANNERET PLAY-BY-PLAY ANNOUNCER



Currently the longest-tenured broadcaster in hockey, Rick Jeanneret will begin his 46th year behind the microphone calling the action for Buffalo Sabres games. Jeanneret was the 2012 recipient of the Foster Hewitt Memorial Award – the most prestigious award given to hockey broadcasters – and was formally recognized by the Hockey Hall of Fame in November 2012. He was inducted into the Sabres Hall of Fame in 2011 and was inducted into the Greater Buffalo Sports Hall of Fame in fall 2012.

With his vast knowledge of the game and his unwavering enthusiasm for hockey, Jeanneret's distinct voice has been synonymous with the Buffalo Sabres for over four decades. He began his prolific career with the Sabres in the 1971-72 season as the club's radio play-by-play announcer and served primarily in that role until 1995, when he began calling the action for the team's televised games as well. His memorable calls and player nicknames have become forever linked with Sabres history for generations of fans.

Jeanneret's career officially began in 1963, when the St. Catharines, Ontario native filled in for the regular announcer at a Niagara Falls Flyers (Junior A) game. He went on to become the color analyst for one season before moving to the play-by-play position in 1965.

Jeanneret currently resides in Niagara Falls, Ontario with his wife, Sandra. Rick has two sons, Mark and Chris.

DAN DUNLEAVY PLAY-BY-PLAY ANNOUNCER/REPORTER

Prior to joining the Sabres broadcast team in 2013, Dunleavy spent 19 years at Sportsnet Radio and The Fan 590 Toronto. In addition to filling in as a play-by-play voice for the Sabres in the 2010-11 season, Dunleavy's experience includes nine years of play-by-play for the IIHF World Junior Hockey Championship, the 2008 IIHF World Hockey Championship in Halifax and Quebec City, Men's and Women's Hockey at the 2010 Vancouver Olympics, the OHL's Mississauga Majors, and Canadian Hockey League and American Hockey League games on Rogers Sportsnet. The Toronto native has also called soccer and lacrosse games, serving as the play-by-play voice for the National Lacrosse League's Toronto Rock on The Fan 590 and the radio and television play-by-play voice for Toronto FC on Sportsnet TV/Radio and TSN 1050 Radio.

ROB RAY COLOR ANALYST

Rob Ray, who begins his 14th season on Buffalo Sabres broadcasts, will be entering his sixth season as the full-time color analyst for all Sabres games this season. After joining the broadcast team in 2003-04, Ray has served as a color analyst and the "between-the-benches" reporter for the past 13 years. In his role as color analyst, Ray will remain at ice level to provide a close-up perspective of the game's action.

Ray's hockey expertise stems from his 16-year NHL career as a right wing, 14 seasons of which were spent with the Sabres. Known for his toughness on the ice, Ray ranks sixth in NHL history for career penalty minutes (3,207) and holds the Sabres' team record in the same category with 3,189 penalty minutes. Ray played in 900 total NHL games during his career and 889 games with the Sabres, the fourth-most in franchise history.

Despite being one of the game's toughest enforcers, Ray was also awarded the NHL's King Clancy Memorial Award in 1999 for his leadership and humanitarianism. He remains as one of the Sabres' most active alumni, currently serving as president of the Sabres Alumni Association. Ray and his wife, Julianne, live in Grand Island, N.Y. with their son, Rob Jr., and their daughter, Jordan.

BRIAN DUFF STUDIO HOST

A 26-year broadcasting veteran, Brian Duff begins his fifth full season as the studio host for all Buffalo Sabres broadcasts. He joined the broadcast team in 2011-12 on a part-time basis in the same role for many of the team's road games.

Duff came to the Sabres after spending five seasons with the NHL Network, most recently as host of NHL on the Fly and NHL Tonight.

Prior to joining NHL Network, Duff spent six years as the pre- and post-game host for Toronto Maple Leafs hockey on Leafs TV. His extensive hockey broadcasting career also includes stints as the radio host for pre- and post-game coverage of the Ottawa Senators and Edmonton Oilers and radio game analyst for the Senators and the WHL's Medicine Hat Tigers.

In addition, Duff has provided play-by-play for the National Lacrosse League on Versus and TSN, including the 2010 and 2011 championship games. He worked at The Score as an anchor and reporter and provided play-by-play for Ottawa Rebel lacrosse and the Mann Cup. Duff has also freelanced for multiple media outlets including ESPN and the Associated Press.

Duff, who grew up in Whitby, Ontario, holds a broadcasting diploma from Mount Royal College in Calgary and currently resides in Hamburg, New York with his wife, Leilon, and their children, Isabelle and Rhiannon.

RADIO BROADCAST



Sabres coverage on the radio can be found exclusively on WGR 550, the team's radio partner for more than 25 years. Game-day broadcasts include the action from Jeanneret and Ray, along with a post-game show hosted by Brian Koziol featuring a complete game recap, player interviews and scores from around the league. Paul Hamilton, who returns as the station's Sabres beat reporter, will provide live updates from Sabres games and practices all season long.

Returning for its sixth season is the team's flagship radio program, *The Instigators*. The show is broadcast live, year-round from 10 a.m. to 12 p.m. Monday through Friday. The program is an additional outlet for Sabres fans to hear exclusive interviews, analysis, team updates, and recaps of Sabres games and practices.

Serving as hosts of *The Instigators* are former Sabres Andrew Peters and Craig Rivet. Peters was a member of the Sabres for five seasons, from 2003-04 to 2008-09 before joining the show full-time in 2014-15. Rivet, who joined Peters as a co-host in 2016, captained the Sabres from 2008 to 2011.

MEDIA INFORMATION

Requests for information should be directed to the Sabres' Media Relations Department, Buffalo Sabres, KeyBank Center, One Seymour H. Knox, III Plaza, Buffalo, NY 14203. The main office phone number is (716) 855-4100.

BUFFALO SABRES MEDIA RELATIONS STAFF**Chris Bandura**

Vice President of Media Relations
chris.bandura@sabres.com
716.855.4515 (Office)
716.983.6735 (Cell)

Ian Ott

Manager of Media Relations
ian.ott@sabres.com
716.855.4484 (Office)
716.479.5481 (Cell)

Chris Dierken

Coordinator of Media Relations
chris.dierken@sabres.com
716.855.4417 (Office)
716.207.5188 (Cell)

MEDIA WEBSITE: SabresDigitalPressBox.com

CREDENTIALS

Season credentials are available only to those media members who cover the team on a regular basis. Those who need media credentials for an individual game should contact Ian Ott via email (ian.ott@sabres.com) by 5 p.m. the day before a game, and by 5 p.m. on Friday before a Sunday game. **All requests for individual game seating should be submitted by the publication editor using a professional email account.** Furthermore, freelance photographers will be admitted on an assignment-only basis, which must come from the photo editor. Press box seats are filled on a space-available basis.

**Press credentials can be picked up on the day of a game at the arena's security office until 4:30 p.m. From 4:30 p.m. onward, the passes will be at the media entrance described below (please note that pick up times will be adjusted for afternoon games).*

Credentials should be displayed at all times for admission to the press box, press lounge/work room and dressing room area. **YOUR COOPERATION IS APPRECIATED IN MAINTAINING A WORKING ATMOSPHERE IN THE LOCKER ROOM(S). ABSOLUTELY NO AUTOGRAPH REQUESTS OR UNAUTHORIZED PHOTOGRAPHY WILL BE ALLOWED. VIOLATORS WILL BE ASKED TO LEAVE.*

**All requests for pre-game live shots should be coordinated through Chrisanne Bellas at (716) 855-4476 to ensure location and transmission.*

GAME-DAY PROCEDURES**ENTERING KEYBANK CENTER**

Credentialed media can enter the arena through the security entrance, located at the plaza area on the east (Illinois Street) side of the building, aligned with the middle of the parking ramp. Credentials can be picked up at the credential table (located past security) two and a half hours before games or at security before the morning skate.

DIRECTIONS TO PRESS BOX

All media should use the freight elevator, located beyond the credential table, when moving between the Event Level (ground floor, "ER") and the Press Level ("P"). Seating charts are posted throughout the press box to assist in finding designated seating areas.

INTERNET ACCESS

Wireless internet access is available for all visiting media. To access the "Sabres Media" network, enter "season17-18" as the password.

MEDIA DINING

The media dining room is located directly across from the credential table on the Event Level. The cost of game day meals is \$11. Snacks and beverages will also be provided in the press box. The dining room opens two hours before the start of the game.

GAME-DAY PROCEDURES

POST-GAME INTERVIEWS

Player availability will begin no later than 10 minutes after the conclusion of each game, in the Sabres locker room. Head Coach Phil Housley will be available in the press conference room (on the left just before entering the locker room hallway) following player interviews.

MEDIA WORK AREAS

The media is welcome to work after the game in the press conference room or in the press box. Final stats will be available in the press box. Please note that the media dining room is not available as a work space on the morning of a game day.

**Please note that smoking is prohibited not only in both the press lounge/work room and the press box, but also in the whole arena (under NY State law).*

**There are electrical outlets, ethernet jacks and phone jacks at all seats in the press box, but phone lines are not active unless arrangements are made by calling Mike Queeno at (716) 855-4485.*

PRACTICE SESSIONS/GAMEDAY SKATES

Practice sessions and morning skates on game days are open to the media. Head Coach Phil Housley and Sabres players are available to the media following the sessions. Media members attending these practices should contact Chris Bandura to verify times and specific player interview needs. Practices that cannot be held at KeyBank Center will take place at HarborCenter. Practice times for the current month can be found at SabresDigitalPressBox.com/media_calendar.

DIRECTIONS

KeyBank Center is on Buffalo's waterfront at the end of Washington Street and is bordered by Main and Illinois Streets and South Park Avenue. There are several parking lots in that area. For directions see below or, for more detailed information, contact the Sabres at (716) 855-4100.

FROM N.Y. STATE THRUWAY (90): Take Interstate 90 to downtown Buffalo to 190 North (exit 53).

Recommended: Take exit 5 (Hamburg Street), turning right onto Hamburg Street. Turn right onto Perry Street (first light) or South Park Avenue (second light). KeyBank Center is two blocks ahead with parking past Michigan Avenue.

ALTERNATE: Stay to the right on exit ramp and exit onto Louisiana Street. Make a left onto Louisiana Street and take it to the first light. Turn right onto Perry Street. KeyBank Center is ahead with parking available on either side of Perry Street.

FROM CANADA AND NORTH: Take the 190 South heading toward downtown Buffalo. Exit at Niagara Street and head toward downtown. Turn right on South Elmwood Avenue (before City Hall) and continue until you cross Church Street, at that point Elmwood becomes Lower Terrace (Adam's Mark Hotel on your right). Travel on Lower Terrace and turn right on Washington. KeyBank Center is at the end of Washington.

TAXI COMPANIES

Airport (716) 633-8294
City Service (716) 852-4000

Downtown (716) 852-2428
Kenmore (716) 876-3030

Liberty (716) 877-7111
South Buffalo (716) 822-6300

BUFFALO HOTELS 716 AREA CODE

Adam's Mark Buffalo 845-5100
Buffalo Marriott HarborCenter 852-0049
Buffalo/Niagara Marriott 689-6900
Comfort Suites 633-6000
Courtyard Marriott 840-9566
Embassy Suites 842-1000

Hampton Inn 894-8000
Holiday Inn Downtown 886-2121
Hyatt Regency Buffalo 856-1234
Mansion on Delaware 886-3300
Sheraton Inn Airport 681-2400
Westin Buffalo 854-9000

KEYBANK CENTER

KeyBank Center



KeyBank Center SEATING	Preseason		Tier 1		Tier 2		Tier 3	
	BOX OFFICE	MINI-PACK	BOX OFFICE	MINI-PACK	BOX OFFICE	MINI-PACK	BOX OFFICE	
200 Club Level	\$45.00	\$135.00	\$195.00	\$135.00	\$155.00	\$135.00	\$135.00	
200 Club Ends	\$45.00	\$135.00	\$195.00	\$135.00	\$155.00	\$135.00	\$135.00	
100 Lvl Pref Rink	\$45.00	N/A	\$195.00	N/A	\$155.00	N/A	\$135.00	
100 Lvl II Rink	\$45.00	N/A	\$195.00	N/A	\$155.00	N/A	\$135.00	
100 Lvl III Rink	\$45.00	N/A	\$195.00	N/A	\$155.00	N/A	\$135.00	
100 Lvl Pref	\$45.00	\$105.00	\$180.00	\$105.00	\$150.00	\$105.00	\$105.00	
100 Lvl II	\$35.00	\$89.00	\$155.00	\$89.00	\$116.00	\$89.00	\$89.00	
100 Lvl III	\$30.00	N/A	\$133.00	N/A	\$95.00	N/A	\$75.00	
100 Lvl IV	\$30.00	N/A	\$118.00	N/A	\$75.00	N/A	\$62.00	
300 Lvl I	\$25.00	\$74.00	\$102.00	\$74.00	\$93.00	\$74.00	\$74.00	
300 Lvl II	\$22.00	\$58.00	\$85.00	\$58.00	\$72.00	\$58.00	\$58.00	
300 Lvl III	\$22.00	\$49.00	\$70.00	\$49.00	\$59.00	\$49.00	\$49.00	
300 Lvl IV	\$22.00	\$49.00	\$70.00	\$49.00	\$59.00	\$49.00	\$49.00	
300 Lvl V	\$22.00	\$25.00	\$45.00	\$25.00	\$35.00	\$25.00	\$25.00	

The Sabres will continue to feature a dynamic ticket pricing model for all games at KeyBank Center in the 2017-18 regular season that will adjust ticket prices to better reflect demand throughout the season. The plan categorizes each game into one of three pricing tiers to determine the initial box office ticket price for individual game tickets based on the opponent, time of the year, day of the week, classic rivalries and games against marquee players. The pricing plan for the 2017-18 season includes seven Tier 1 games, 14 Tier 2 games and 19 Tier 3 games.

Sabres tickets are available in person at the KeyBank Center Box Office.
 Tickets may be purchased online at www.sabres.com or www.tickets.com.
 To charge tickets by phone, call 1.888.223.6000.

REGULAR-SEASON SCHEDULE BUFFALO SABRES



OCTOBER 2017

1	2	3	4	5	6	7
				MTL 1:00	NYI 7:00	
8	9	10	11	12	13	14
	NJD 7:00			SJS 10:30	LAR 10:30	
15	16	17	18	19	20	21
ANA 8:00	VGR 10:00			VAN 7:00	BOS 7:00	
22	23	24	25	26	27	28
		DET 7:30	COL 6:00		SJS 1:00	
29	30	31				

NOVEMBER 2017

	1	2	3	4		
		ARI 10:00		DAL 6:00		
5	6	7	8	9	10	11
		WSH 7:00		FLA 7:00	MTL 7:00	
12	13	14	15	16	17	18
			PIT 7:00	DET 7:30	CAR 7:00	
19	20	21	22	23	24	25
	COL 7:00	MIN 7:00	COM 7:00	MTL 7:00		
26	27	28	29	30		
		TBL 7:00				

DECEMBER 2017

					1	2
					PIT 7:00	PIT 7:00
3	4	5	6	7	8	9
		COL 9:00			CHI 6:30	
10	11	12	13	14	15	16
	STL 7:00	OTT 7:00		PRI 7:00	CAR 7:00	
17	18	19	20	21	22	23
		BOS 7:30			PRI 7:00	CAR 7:00
24	25	26	27	28	29	30
				NYI 7:00		NJD 1:00
		31				

JANUARY 2018

	1	2	3	4	5	6
	NYR 7:00			MIN 6:00	WPG 6:00	
7	8	9	10	11	12	13
		WPG 7:00		COL 7:00		
14	15	16	17	18	19	20
				NYR 7:30	DAL 1:00	
21	22	23	24	25	26	27
	CGY 4:00	EDM 9:00		VAN 6:00		
28	29	30	31			
		NJD 7:00				

FEBRUARY 2018

		1	2	3		
		FLA 7:00		STL 7:00		
4	5	6	7	8	9	10
		ANA 7:00		NYI 7:00		BOS 7:00
11	12	13	14	15	16	17
	COL 7:00	TBL 7:00		OTT 7:00	LAR 1:00	
18	19	20	21	22	23	24
		WSH 3:00		DET 7:30	WSH 7:00	
25	26	27	28	29		
	BOS 5:00			TBL 7:00		

MARCH 2018

				1	2	3
					FLA 7:30	
4	5	6	7	8	9	10
	TOR 7:30		CGY 7:30	OTT 7:30		VGR 1:00
11	12	13	14	15	16	17
				TOR 7:00		CHI 1:00
18	19	20	21	22	23	24
	NSH 1:00		ARI 7:00		MTL 7:00	NYR 1:00
25	26	27	28	29	30	31
	TOR 7:00			DET 7:00		NSH 8:00

APRIL 2018

1	2	3	4	5	6	7
	TOR 7:00		OTT 7:30		TBL 7:30	FLA 7:00
8	9	10	11	12	13	14



*The New York Rangers vs. Buffalo Sabres game on January 1st at 1:00 PM is the 2018 Bridgestone NHL Winter Classic® played at Citi Field.

Game times subject to change.

SABRES.COM

HOME GAMES:
Highlighted in Gold

AWAY GAMES:
Highlighted in Gray

SEPTEMBER 2017

- 7 Rookie camps open
- 14 Training camps open
- 16 Preseason schedule begins
- 21 2017 NHL China Games™: Los Angeles Kings vs. Vancouver Canucks (Mercedes-Benz Arena, Shanghai, China)
- 21 6th Annual CCM/USA Hockey All-American Prospects Game (KeyBank Center, Buffalo, NY)
- 23 2017 NHL China Games™: Vancouver Canucks vs. Los Angeles Kings (Wukesong Arena, Beijing, China)
- 24 2017 Kraft Hockeyville™ USA: Pittsburgh Penguins vs. St. Louis Blues (UPMC Lemieux Sports Complex, Cranberry Township, Penn.)
- 25 2017 Kraft Hockeyville Canada: Ottawa Senators vs. New Jersey Devils (Credit Union Place, Summerside, PEI)

OCTOBER 2017

- 3 Opening day playing rosters set (5 p.m. ET)
- 4 Opening night of 2017-18 NHL regular season (4 games)
- 4 Pittsburgh Penguins raise Stanley Cup banner (vs. St. Louis Blues)
- 5 First regular-season game at Little Caesars Arena (Minnesota Wild @ Detroit Red Wings)
- 6 First NHL game for Vegas Golden Knights (vs. Dallas Stars)
- 10 First NHL home game for Golden Knights at T-Mobile Arena (vs. Arizona Coyotes)
- 23 NHL Alumni Awards Gala – Honorees: Mario Lemieux, Wendy McCreary (Toronto, Ont.)

NOVEMBER 2017

- 1 Hockey Fights Cancer Awareness Month
- 10-11 2017 SAP NHL Global Series™: Colorado Avalanche & Ottawa Senators (Ericsson Globe, Stockholm, Sweden)
- 10 Hockey Hall of Fame Game: Boston Bruins at Toronto Maple Leafs
- 13 Hockey Hall of Fame Induction Ceremony (Toronto, Ont.): Inductees: Dave Andreychuk, Danielle Goyette, Paul Kariya, Mark Recchi, Teemu Selanne (Player category); Clare Drake, Jeremy Jacobs (Builder category); Cam Cole, Dave Strader (Media honorees).
- 17 NHL General Managers' Meeting (Le Windsor Hotel, Montreal, Que.)
- 24 2017 Discover NHL Thanksgiving Showdown™: Pittsburgh Penguins at Boston Bruins
- 26 NHL Founders Day (1917)

DECEMBER 2017

- 1 Signing deadline for Group 2 free agents (5 p.m. ET)
- 13 U.S. Hockey Hall of Fame Induction (Inductees: Kevin Collins, Jack Parker, Ben Smith, Ron Wilson, Scott Young) and Celebration of Lester Patrick (Recipients: TBA) (Boston, Mass.)
- 16 2017 Scotiabank NHL 100 Classic™: Montreal Canadiens at Ottawa Senators (Lansdowne Park, Ottawa, Ont.)
- 19 100th Anniversary of League's first games played
- 19-27 Holiday roster freeze in effect: For all players on an NHL active roster, injured reserve, or with non-roster and injured non-roster status as of midnight (local time) Dec. 19, a roster freeze shall apply through midnight (local time) Dec. 27, with respect to waivers, trades and loans, subject to the exceptions provided for in CBA Article 16.5 (d).
- 24-26 Holiday break (no scheduled practices – dressing rooms closed)
- 26-Jan. 5 IIHF World Junior Championship (Orchard Park/Buffalo, NY)

JANUARY 2018

- 1 2018 Bridgestone NHL Winter Classic®: Buffalo Sabres at New York Rangers (Citi Field, New York, NY)
- Week of 15th NHL Central Scouting Mid-Season Rankings release
- 20 18th Annual Scotiabank Hockey Day in Canada (Host: Corner Brook, Nfld.)
- 25 CHL/NHL Top Prospects Game (Guelph, Ont.)
- 26-29 NHL All-Star Break (no games played)

JANUARY 2018

- 26-28 No scheduled practices – dressing rooms closed
- 27-29 2018 NHL All-Star Weekend (Amalie Arena, Tampa Bay, Fla.)
- 30 NHL regular season resumes

FEBRUARY 2018

- 1 Hockey Is for Everyone Month
- 26 2018 NHL Trade Deadline (3 p.m. ET)

MARCH 2018

- 1 NHL Green Month
- 2-4 Hockey Week Across America (USA Hockey)
- 3 2018 Coors Light NHL Stadium Series™: Toronto Maple Leafs at Washington Capitals (Navy-Marine Corps Memorial Stadium, Annapolis, Md.)
- 19-21 NHL General Managers' Meeting (Boca Raton, Fla.)
- 23-25 NCAA Regionals

APRIL 2018

- 5-7 NCAA Frozen Four (Xcel Energy Center, Saint Paul, Minn.)
- 7 Last day of regular season
- Week of 9th NHL Central Scouting Final Rankings release
- 11 Stanley Cup Playoffs begin
- 19-29 IIHF Under-18 World Championship (Chelyabinsk/Magnitogorsk, Russia)
- TBA 2018 NHL Draft Lottery

MAY 2018

- 4-20 IIHF World Championship (Copenhagen/Herning, Denmark)
- 17-27 CHL Memorial Cup (Brandt Centre, Regina, Sask.)
- 27-June 2 2018 NHL Scouting Combine (Buffalo, N.Y.)

JUNE 2018

- 13 Last possible day for 2018 Stanley Cup Final
- 22-23 2018 NHL Draft™ (American Airlines Center, Dallas, Tex.)
- TBA 2018 NHL Awards

JULY 2018

- 1 Free agency begins (12 p.m. ET)
- 5 Deadline for player-elected salary arbitration notification (5 p.m. ET)
- 6 Deadline for club-elected salary arbitration notification (5 p.m. ET)
- 20-Aug. 4 Salary arbitration hearings held

AUGUST 2018

- 6 Deadline for salary arbitration decisions to be rendered

REFEREES

NAME	NUMBER
Anderson, Reid*	49
Brenk, Jacob	26
Charron, Francis	6
Chmielewski, Tom	18
Dwyer, Gord	19
Furlatt, Eric	27
Hanson, Trevor	14
Hebert, Ghislain	22
Hebert, Jean	15
Jackson, Dave	8
Joannette, Marc	25
Kowal, Tom	32
Kozari, Steve	40
Lambert, Pierre*	47
L'Écuyer, Frederick	17
Lee, Chris	28
Leggo, Mike	3
Luxmore, Thomas John	21
MacDougall, Peter*	45
McCauley, Wes	4
Mclsaac, Jon	2
Meier, Brad	34
Morton, Dean	36
Nicholson, Kendrick	30
O'Halloran, Dan	13
O'Rourke, Dan	9
Peel, Tim	20
Pochmara, Brian	16
Pollock, Kevin	33
Rank, Garrett	7
Rehman, Kyle	10
Romasko, Evgeny*	39
Rooney, Chris	5
Schlenker, Chris*	48
Skilliter, Graham	24
South, Furman*	44
St-Laurent, Francois	38
St. Pierre, Justin	12
Sutherland, Kelly	11
Voss, Cameron*	41
Walsh, Ian	29
Watson, Brad	23

LINESMEN

NAME	NUMBER
Alphonso, Shandor	52
Amell, Derek	75
Barton, Steve	59
Berg, Devin	87
Brisebois, David	96
Cameron, Lonnie	74
Cherrey, Scott	50
Cormier, Michel	76
Daisy, Ryan	81
Devorski, Greg	54
Driscoll, Scott	68
Galloway, Ryan	82
Gawryletz, Brandon	64
Gibbons, Ryan	58
Gibbs, Darren	66
Henderson, Don	91
Heyer, Shane	55
Knorr, Trent	63
Kovachik, Brad	71
Mach, Brian	78
MacPherson, Matt	83
Miller, Steve	89
Mills, Bevan*	53
Murchison, Kiel	79
Murphy, Brian	93
Murray, Jonny	95
Nagy, Kory	97
Nansen, Derek	70
Nowak, Tim	77
Pancich, Bryan	94
Racicot, Pierre	65
Rody, Vaughan	73
Sericolo, Anthony	84
Smith, Andrew	51
Shewchyk, Mark	92
Suchanek, Libor*	60
Wheler, Mark	56

*Minor league officials

NEW & IMPROVED.
REAL *Coca-Cola* TASTE.

**PROUD
SUPPORTER OF
YOUR BUFFALO SABRES**



Are you a Member?



Join for **FREE** today and start earning great benefits!

» **TEAM STORE DISCOUNTS**

» **EXCLUSIVE EVENT INVITES**

» **EXCLUSIVE GIVEAWAYS**

» **EXCLUSIVE CONTENT**

Download Now



Digital Ticketing

Easily purchase, transfer and scan tickets



Wait Times

Find the shortest lines



Interactive Venue Maps

Navigate the arena more easily



Experiences and Upgrades

Make it a game to remember