

14

SEAN
COUTURIER



2024-25 PHILADELPHIA FLYERS
MEDIA GUIDE



2024-25 SCHEDULE



2024-25 SEASON SCHEDULE

KEY:

HOME

AWAY

OCTOBER 2024						
SUN	MON	TUE	WED	THU	FRI	SAT
		1	2	3	4	5
6	7	8	9	10	at VAN 10:00 PM	at CGY 10:00 PM
13	14	at EDM 10:00 PM	15	16	at SEA 10:00 PM	vs VAN 7:00 PM
20	21	vs WSH 6:00 PM	at WSH 7:30 PM	23	24	25
27	28	at BOS 7:00 PM	29	30	31	vs STL 7:00 PM

NOVEMBER 2024						
SUN	MON	TUE	WED	THU	FRI	SAT
					1	2
					vs BOS 10:00 PM	
3	4	at CAR 7:00 PM	5	6	7	8
				at TBL 7:30 PM	at FLA 6:00 PM	9
10	11	vs SJS 7:00 PM	12	13	14	15
				at OTT 7:00 PM	16	17
17	18	vs COL 7:00 PM	19	20	21	22
			vs CAR 7:30 PM	23	24	25
24	25	vs VGK 7:00 PM	26	27	28	29
			at NSH 8:00 PM	30	31	vs STL 7:00 PM

DECEMBER 2024						
SUN	MON	TUE	WED	THU	FRI	SAT
1	2	3	4	5	6	7
				vs FLA 7:00 PM	at BOS 1:00 PM	
8	9	at CBJ 7:00 PM	10	11	12	13
vs UTA 7:00 PM				vs DET 7:00 PM	14	15
				at MIN 2:00 PM	16	17
19	20	21	22	23	24	25
			at DET 7:00 PM	vs LAK 7:30 PM	26	27
				at CBJ 7:00 PM	28	29
22	23	24	25	26	27	28
	at PIT 7:00 PM				at ANA 4:00 PM	
29	30	31				
at LAK 9:00 PM		at SJS 8:00 PM				

JANUARY 2025						
SUN	MON	TUE	WED	THU	FRI	SAT
				1	2	3
				at VGK 10:00 PM	4	5
6	7	8	9	10	11	12
at TOR 7:00 PM		vs TOR 7:30 PM	vs DAL 7:00 PM	vs ANA 7:00 PM		
13	14	15	16	17	18	19
	vs FLA 7:00 PM	at CBJ 7:00 PM	at NYI 7:30 PM	at NJD 12:30 PM		
20	21	22	23	24	25	26
	vs DET 7:00 PM	at NYI 7:00 PM	at NYI 7:30 PM			
27	28	29	30	31		
vs NJD 7:00 PM	at NJD 7:00 PM	vs NYI 7:30 PM				

FEBRUARY 2025						
SUN	MON	TUE	WED	THU	FRI	SAT
						1
3	4	5	6	7	8	9
at COL 3:00 PM	at UTA 9:00 PM	vs WSH 7:00 PM	vs PIT 7:00 PM			
10	11	12	13	14	15	16
17	18	19	20	21	22	23
						vs EDM 1:00 PM
24	25	26	27	28	29	30
	vs PIT 7:00 PM	at PIT 7:00 PM				

MARCH 2025						
SUN	MON	TUE	WED	THU	FRI	SAT
						1
						at WPG 7:00 PM
2	3	4	5	6	7	8
		vs CGY 7:00 PM	at WPG 7:00 PM	vs SEA 12:30 PM		
9	10	11	12	13	14	15
vs NJD 1:00 PM	vs OTT 7:00 PM	vs TBL 7:00 PM	vs CAR 7:00 PM			
16	17	18	19	20	21	22
	at TBL 7:00 PM	at WSH 7:00 PM	at DAL 2:00 PM			
23	24	25	26	27	28	29
at CHI 3:00 PM	at TOR 7:00 PM	vs MTL 7:00 PM	vs BUF 1:00 PM			
30	31					
vs NSH 7:00 PM						

APRIL 2025						
SUN	MON	TUE	WED	THU	FRI	SAT
						1
						at MTL 7:00 PM
6	7	8	9	10	11	12
			at NYR 7:30 PM	vs NYI 12:30 PM		
13	14	15	16	17	18	19
at OTT 1:00 PM	vs CBJ 7:00 PM	at BUF 7:00 PM				
20	21	22	23	24	25	26
27	28	29	30			

*All times listed in eastern standard time **All dates & times are subject to change

TABLE OF CONTENTS

PHILADELPHIA
FLYERS

2024-25 PHILADELPHIA FLYERS TEAM GUIDE OFFICIAL PUBLICATION OF THE PHILADELPHIA FLYERS

MANAGING EDITOR
ALLIE SAMUELSSON

EDITORS

KATE KIZITAFF
JAGGER LECLAIR
MICHAEL ROMAN
JOSEPH SIVILLE
BILL MELTZER
BRIAN SMITH

SPECIAL THANKS
NATIONAL HOCKEY LEAGUE

PHOTOGRAPHY

LEN REDKOLES, GETTY IMAGES

COPYRIGHT © 2024
PHILADELPHIA FLYERS

The information contained in this publication was compiled by the Philadelphia Flyers and is provided as a courtesy to our fans and the media, and may be used for personal and editorial purposes only. Any commercial use of this information is prohibited without the prior written consent of the Philadelphia Flyers and Comcast Spectacor. All NHL and team insignias depicted in this publication are the property of NHL Enterprises, Inc. and the respective teams and may not be reproduced for commercial purposes without the prior written consent of NHL Enterprises, Inc.

TABLE OF CONTENTS

STAFF DIRECTORY	4	ALL-TIME REGULAR	202
NEW ERA OF ORANGE	11	SEASON RECORD	202
WELLS FARGO CENTER	12	ALL-TIME HOME & ROAD RECORD	203
FLYERS CHARITIES	13	ALL-TIME OT/SO RECORDS	204
FLYERS COMMUNITY RELATIONS	14	ALL-TIME HOME ATTENDANCE	205
FLYERS ALUMNI ASSOCIATION	15	OPENING GAME RECORD	206
COMCAST SPECTACOR	17	HOME/ROAD OPENING GAME	207
HOCKEY OPERATIONS	24	COACHES REGISTER/"MOSTS"	208
COACHING STAFF	39	SEASON TEAM LEADERS	209
MEDICAL & TRAINING STAFF	45	TEAM LEADERS/ROOKIE SCORING	210
EQUIPMENT STAFF	48	ALL-TIME SCORING LIST	211
EQUIPMENT STAFF	49	ALL-TIME GOALTENDING LIST	215
ROSTER	50	ALL-TIME CATEGORY LEADERS	216
IN THE SYSTEM	105	ALL-TIME STREAKS	217
HOW THE FLYERS WERE BUILT	117	RECORD BOOK	218
LEHIGH VALLEY PHANTOMS	118	ALL-TIME PENALTY SHOTS FOR	221
READING ROYALS	119	ALL-TIME PENALTY	222
2023-24 SEASON NOTES	121	SHOTS AGAINST	222
2023-24 GAME-BY-GAME	124	ALL-TIME HAT TRICKS FOR	223
2023-24 STAT BREAKDOWN	125	ALL-TIME HAT TRICKS AGAINST	226
2023-24 FINAL SEASON STATS	128	ALL-TIME SHUTOUTS FOR	229
2023-24 HOME & ROAD SPLITS	129	ALL-TIME SHUTOUTS AGAINST	231
2023-24 SEASON HIGHS/LOWS	130	ALL-TIME OVERTIME	233
2023-24 INJURY REPORT	132	ALL-TIME INDIVIDUAL SHOOTOUT	237
THE LAST TIME	133	ALL-TIME SHOOTOUT	238
ALL-TIME RECORD vs. OPPONENTS	135	ALL-TIME SHOOTOUT vs. NHL	240
ALL-TIME STREAKS vs. NHL TEAMS	136	ALL-TIME DRAFT PICKS	244
FLYERS RECORD BY GAME-BEST	200	ALL-TIME ROSTER (ALPHA)	247
FLYERS RECORD BY GAME-WORST	201	ALL-TIME ROSTER (NUM.)	252



TABLE OF CONTENTS

ALL-TIME TRADES	257
1973-74 STANLEY CUP CHAMPIONS	270
1974-75 STANLEY CUP CHAMPIONS	271
1975-76 CAMPBELL CONFERENCE CHAMPIONS	272
1979-80 CAMPBELL CONFERENCE CHAMPIONS	273
1984-85 WALES CONFERENCE CHAMPION	274
1986-87 WALES CONFERENCE CHAMPIONS	275
1996-97 EASTERN CONFERENCE CHAMPIONS	276
2009-10 EASTERN CONFERENCE CHAMPIONS	277
SPECTRUM HISTORY	286
STANLEY CUP TEAMS	287
HONOR ROLL	288
HISTORIC MOMENTS	292
ALL-TIME PLAYOFF RECORDS	306
PLAYOFF HISTORY VS. NHL TEAMS	307
PLAYOFF HISTORY VS. NHL TEAMS	308
TEAM-BY-TEAM SERIES HISTORY	309
STANLEY CUP PLAYOFF RESULTS	310
ALL-TIME PLAYOFF SCORING	315
ALL-TIME PLAYOFF LEADERS	318
ALL-TIME PLAYOFF GOALTENDING	319
PLAYOFF RECORD BOOK	320
PLAYOFF OVERTIME RESULTS	325
PLAYOFF HAT TRICKS	326
PLAYOFF PENALTY SHOTS	327
MEDIA POLICIES AND PROCEDURES	329
HOCKEY COMMUNICATIONS TEAM	330
HOCKEY COMMUNICATIONS TEAM	331
TELEVISION BROADCASTERS	332
RADIO BROADCASTERS	333
FLYERS BROADCAST NETWORK	334
2024-25 NHL OFFICIALS	335
NHL CRITICAL DATES	336

STAFF DIRECTORY

PHILADELPHIA
FLYERS

PHILADELPHIA FLYERS

WELLS FARGO CENTER | 3601 S. BROAD STREET | PHILADELPHIA, PA 19148

TICKETS: (215) 218-7825 | PHILADELPHIAFLYERS.COM

EXECUTIVE MANAGEMENT

Chairman & CEO of Comcast Spectacor, Governor of Philadelphia Flyers	Daniel J. Hilferty
President of Hockey Operations, Alternate Governor	Keith Jones
General Manager	Daniel Briere
Chief Financial & Administration Officer, Flyers Charities President, Alternate Governor	Blair Listino
Chief Legal & Strategy Office, Alternate Governor	John Master
Chief Revenue Officer	Todd Glickman
Chief Operating Officer	Philip Laws
Chief of Staff & Communications	Emily Malmstrom
Chief Innovation Officer	Tucker Roberts

HOCKEY OPERATIONS

Vice Presidents, Assistant General Managers	Brent Flahr, Barry Hanrahan
Assistant General Manager	Alyn McCauley
Head Coach	John Tortorella
Associate Coach	Brad Shaw
Assistant Coaches	Rocky Thompson, Darryl Williams
Assistant Coach, Skills	Angelo Ricci
Goaltending Coach	Kim Dillabaugh
Assistant Coach, Head Video Coach	Adam Patterson
Assistant Video Coach	Vincent Yula
Senior Advisors	Bill Barber, Bob Clarke, Paul Holmgren, Dean Lombardi, Bob Murray
Special Advisors to Hockey Operations	John LeClair, Patrick Sharp
Director, Hockey Operations	Tom Minton
Director, Hockey Analytics & Strategy	Ian Anderson
Assistant Director, Hockey Analytics	Jacob Hurlbut
Lead Data Scientist	Cole Anderson
Data Engineer	Gavin McClelland
Hockey Analyst	Ellyse Robert
VP, Player Engagement & Team Services	Bryan Hardenbergh
Manager, Team Operations	Kevin Braeunle
VP, Athlete Performance & Wellness	Ian McKeown
Head Athletic Trainer	Tommy Alva
Assistant Athletic Trainers	Alex Ambrose, Joe Mele
Physical Therapist	Jonathan Kirsch
Head Strength & Conditioning Coach	Dan Warnke
Reconditioning Coordinator & Assistant Performance Coach	DeRick O'Connell
Hockey Performance Analyst	Kris Herlitz
Performance Chef	Scott Megill
Chiropractor	Reed Spiller
Massage Therapist	Melissa Rucker
Mental Performance Coach	Jeremy Rahn
Head Equipment Manager	Rick Bronwell
Assistant Equipment Managers	John Peters, Alan Oman
Director of Player Development	Riley Armstrong



STAFF DIRECTORY

Assistant Director of Player Development	Nick Schultz
Player Development Coaches	Sam Morin, Chris Stewart
Goaltender Development	Brady Robinson
Player Development, Europe & Scout	Sami Kapanen
Director, Pro Scouting	Mike Eastwood
Director, European Pro Scouting	Reid Simpson
Pro Scouts	Dave Brown, Greg Chase, Ross Fitzpatrick, Dany Heatley, Daniel Tremblay
Amateur Scouts	Grant Armstrong, Shane Fukushima, Martin Gendron, Mark Greig, Todd Hearty, Dennis Patterson, Kyle Shero, Steven Stefanski
Director, European Scouting	Joakim Grundberg
Amateur Scouts, Europe	Ken Hoodikoff, Sami Sandell, Jan Slansky
European Scouting Consultant	Oleg Znarok
College Scouts	Wade Clarke, Len Quesnelle
Manager, Training Center	Mike Craytor
Equipment Managers	Anthony Oratorio, Mike Lefczik
Executive Assistant to President of Hockey Operations	Jody Clarke
Executive Assistant to General Manager	Susan Papaneri

MEDICAL STAFF

Medical Director	Dr. Gary Dorshimer
Internal Medicine Physicians	Dr. Raza Ahmad, Dr. Rosemary Kearney
Head Orthopedic Surgeon	Dr. James Carey
Assistant Orthopedic Surgeon	Dr. Liane Miller
Maxillofacial Surgeon	Dr. Guy Lanzi
Radiologist	Dr. Johannes Roedl
Emergency Medicine	Dr. Joshua Glick

BUSINESS ANALYTICS & STRATEGY

VP, Business Strategy & Analytics	Anthony Brock
Sr. Director, Business Strategy & Analytics	Stephen Garrell
Director, Business Strategy & Analytics	Nicholas Deemer-Berdux
Sr. Manager, Inventory Optimization & Analytics	Michael Peterson
Manager, Secondary Market	Alyssa Argenio
Manager, Business Strategy & Analytics	Winn Dunn
Manager, BSA	Crystal Mejia
Sr. Business Analyst, Business Strategy & Analytics	Jessica Biel
CRM/BI Analyst	Tyler Hanrahan
CRM Specialist	James Birrane

COMMUNICATIONS

VP, Hockey Communications	Joe Siville
Sr. Director, Strategic Communications	Maggie Belnap
Sr. Director, Communications	Meghan Flanagan
Sr. Manager, Communications	Magdalena Ciccone
Coordinator, Communications	Lauren Koranda
Communications Graduate Assistant	Hailey Osowski
Manager, Team Publicity	Kate Kizitaff
Manager, Player & Hockey Communications	Lindsay Eastwood
Coordinator, Hockey Communications	Allie Samuelsson
Hockey Communications Graduate Assistants	Mike Roman, Jagger LeClair

COMMUNITY RELATIONS & FLYERS CHARITIES

SVP, Community Relations/Executive Director, Flyers Charities	Cindy Stutman
VP, Community Development	Brad Marsh
Sr. Director, Flyers Charities	Julia Dougherty
Sr. Director, Community Relations & Hockey Development	Robert Baer Jr.
Director, Community Development	Bob Kelly
Director, Community Relations	Tori Kimberly
Manager, Flyers Charities Marketing & Events	Christine Sibley
Manager, Community Relations	Jason Williams
Manager, Community Relations & Programs	Emily Springle
Coordinator, Flyers Charities Development	Ryan Hemsley
Coordinator, Partnerships & Marketing Flyers Charities	Leah Rechner
Coordinator, Community Relations & Hockey Development	Jasmine Martinez

CORPORATE PARTNERSHIPS

SVP, Corporate Partnerships	Bryan Furey
VP, Corporate Partnerships	Andrew Humphreys
VP, Client Services	Stephen Coskey
Directors, Corporate Partnerships	Bridget Gannon, Bryan Collins, Dan Turk
Sr. Managers, Corporate Partnerships	Jajuan Mabry, Logan Wilde, Zach Ward
Managers, Client Services	Sarah Lynch, Brittany Smith
Manager, Advertising Sales - Local Account Planning	Timothy Williams
Senior Account Manager	Taylor Farrara
Coordinator, Corporate Partnerships	Annabelle Lombardo
Coordinator, Corporate Partnership Strategy & Operations	Sean Cornely

OFFICE OF THE CHAIRMAN

Coordinator, Business Administration	Alexis Santarelli
Sr. Executive Assistant	Patty Butler

EXECUTIVE ASSISTANTS

Assistant to Blair Listino	Frani Scheidly
Assistant to Todd Glickman	Victoria Howard
Assistant to John Master	Porchia Pelt
Assistant to Phil Laws	Gabrielle Rosser

FINANCE

SVP, Finance	Jack Dugan
Vice President, Finance & Accounting	Zaahira Lynard
Sr. Director, Accounting	Rachel Toomey
Sr Director, Finance & Accounting	Julie Truong
Sr. Manager, Accounting	Dana Nesta
Sr. Manager, Financial Planning	Michael Brand
Manager, Financial Systems	Andrea Kolodij
Manager, Accounting	ShuWei Cheng
Sr. Accountants	Candy McKnight, Sam Dominy, Austin Duran, Travis Detweiler
Sr. Analyst, FP&A	Nagid Walle
Staff Accountants	Tyler Sims, Rima Khatri, Alex Cohen, Louis Vannicola
Analyst FP&A	Makenzie Trigo
System Analyst	Anuraag Ramasahayam
Accounting Coordinators	Jamie Rossi, Kathleen Wegfahrt



STAFF DIRECTORY

GOVERNMENT AFFAIRS

SVP, Government & Regulatory Affairs	Joseph Meade
VP, Development, Community Engagement & Government Affairs	Rob Murray

HUMAN RESOURCES

SVP, Human Resources	Lauren McNally
Director, Human Resources	Ashley Coffin
Generalist, Human Resources	Kelsey Fortunato

LEGAL, COMPLIANCE & STRATEGY

SVP, Deputy General Counsel	Betsy McGill
SVP, Business Administration, Chief Compliance Officer	Cynthia Punsalan
SVP, Executive Strategy	Alexander Schall
SVP, Legal Affairs	Laurie Kleinman
Assistant Deputy General Counsel	James Ermilio
Contract Specialist	Mary Ellen Markle

MARKETING

SVP, Marketing	Christine Mina
VP, Marketing	Georgieann Michels
Director, Marketing	Meghan Carrigan
Sr. Manager, Marketing Solutions	Benjamin Dicandilo
Digital Marketing Manager	Dennis Grove
Manager, Growth Marketing	Kellie Barnes
Manager, Event Marketing	Emily Wavrek
Media Manager	Tricia Rellosa Cohen
Coordinator, Growth Marketing	Ryan Koos

RETAIL

VP, Retail	Adrienne Briones-Carlson
Sr. Director, Demand Planning & Analytics	Ryan Costa
Director, Retail Operations	Levi Jerome
Sr. Manager, Retail	Abdo Molina Luna
Manager, Warehouse & Materials	DreVon Rhodes
Assistant Managers, Retail	Thomas Nadolski, Katherine Johnson
Supervisor, Retail Ecommerce	Shannon McCarthy

DIGITAL CONTENT

Director, Digital Content	Brian Born
Creative Content Manager	Christopher DelleMonache
Manager, Social Media	Graham Foley
Producer, Social Media	Angelo Tedesco
Specialist, Digital Media	Julia Meehan
Creative Content Specialist	Riley Myers
Social Media Specialist	Rachel Silverman

BRAND & CREATIVE

Director, Graphics & Creative Services	Aaron Mullen
Manager, Print Production	Joe Merwin
Graphic Designers	Hannah Pugh, Frank White, Keenen Jones
Jr. Graphic Designer	Shannon Corr

VIDEO PRODUCTION

Director, Video Production	Max Farrara
Manager, Motion Graphics	Matthew Stalker
Project Manager	Noelle Teodoro
Sr. Video Editor	Lauren Tancredi
Sr. Video Producer & Editor	Ryan Haagen
Video Producers & Editors	John Feher, Jackson Dunavant, Charlie Yutkowitz
Motion Graphics Designers	Michael DiSipio, Adan Renaud
Jr. Graphics Designer	Margaret Plum

GAME PRESENTATION

Sr. Director, Game Presentation	Tina DiVilio
Director, Lighting	Kevin Macchia
Manager, Game Presentation	Audrey Fissel
Senior Producer	Artie Halstead
Producer	Stephen Gentile
Specialist, Event Production	Byrlin Adams

BROADCAST

Director, Broadcasting & Content	Brian Smith
Radio Play-by-Play	Timothy Saunders
Radio Color Commentator	Todd Fedoruk
Flyers Broadcast Network Host	Jason Myrtetus
PhiladelphiaFlyers.com Contributor	Bill Meltzer

SPECIAL EVENTS & HOSPITALITY

Sr. Director, Special Events & Hospitality	Sarah Bosnjak
Manager, Special Events & Hospitality	Meredith Tracey
Coordinator, Special Events	Caleb Norton
Coordinator, Special Events & Hospitality	Kelly Robertson

TICKETING

VP, Ticket Sales & Service	Neil Hofman
Sr. Director, Ticket Sales & Service	David Sedei
Manager, Sales Enablement	Schuler Ravencraft
Coordinator, Sales Enablement	Maura Schmidt

MEMBERSHIP SERVICES

Director, Membership Services	Patrick Ayling
Managers, Membership Services	David Tierno, Julian Franklin
Sr. Account Manager, Membership Services	Gabrielle Krajniak
Account Managers, Membership Services	Vaughn Smith, Bailey Edinburgh, Thomas Klinger, Elijah Leonard, Dylan Smith

GROUP EVENTS

Sr. Director, Group Sales	Gabriele Bendistis
Sr. Account Executive, Group Events	Dan Pike
Specialist, Group Sales	Sam Provost
Account Executives, Group Sales	Jacob Siwert, Timothy Davis, Myles Loughlin, Morgan Rutt, Connor Fahie, Spencer Davis, Ethan Capozello, Patrick Hall, Gianni Alessio, Michael Scheiner, Kayla Pfleger, Jeffrey Manto



STAFF DIRECTORY

MEMBERSHIP SALES

Director, Membership Sales	Zachary Henderson
Sr. Account Executives, Membership Sales	Andrew Barry, Angelo Pellegrini
Account Executives, Membership Sales	Joshua Holobetz, Vernell Mackey, Thomas Webb, William Schiffman Shawn Stefanski, Connor Muly, Alessandro Mancuso, Bryan Tedeschi, Rayla Marsh, Alexander Backiel

INSIDE SALES

Sr. Manager, Inside Sales	Jessica Beer
Account Executives, Inside Sales	Sydney Bracy, Michael McQuaid, Henry Carroll, Taylor Vogel, Chevan Osbourne, Meghan Connors, Robert Curran, Makenzie Stryker, Ayden Rizvi, Caelan Briere

TICKET OPERATIONS

VP, Ticket Operations	Daniel McGinnes
Sr. Manager, Ticket Operations	Tyler Wolford
Manager, Box Office	Linda Fleischer
Specialist, Ticket Operations	Jacquelyn Boileau
Coordinator, Ticket Services	Alyssa Sanders

PREMIUM SALES & SERVICE

VP, Premium Sales & Service	Jeffrey Rezach
Sr. Director, Premium Hospitality	Graig Selgrath
Director, Premium Partnerships	Anthony Monaco
Sr. Manager, Premium Hospitality	Chad Cavanaugh
Sr. Manager, Premium Partnership	Alex Macy
Managers, Premium Partnership	Brad Moss, Brian Lucas, Tyler Parker
Managers, Premium Hospitality	Jessica Cheer, Eric Stiles, Mallory Grey
Coordinator, Premium	Jennifer Colonna

WELLS FARGO CENTER

SVP, General Manager	Michael Sulkes
SVP, Booking	Brett Reopell
VP Events, Assistant General Manager	Blake Malcom
VP, Operations	Tim Allen
VP, Security & Services	Daniel Donahue
Sr. Director, Security & Parking	Antonio Sciuilli
Sr. Director, Operations	Ryan Hemenway
Sr. Director, Ticket Services	TJ Octavio
Director, Project Development	Jessica Tropp
Director, Security & Services	Alex Smith
Director, Guest Services	Matt Tamayo
Directors, Events	Aly Bruehl, Connor Vanin, Lyric Hamilton
Director, Ticket Services	Anne Kyme
Manager, Events	Angela Largo
Managers, Ticket Services	Courtney Rowan, Carson Holman
Ticket Sales Assistants	Carol Clowry, Brian Hawkins
Coordinator, Hospitality & Events	Celeste Zaragoza
Coordinator, Events	Josh Nicol
Directors, Facilities	Arianna Alosi, Daniel Weber
Director, Engineering/AV	Christopher Corey

STAFF DIRECTORY

Director, Event Security	Thomas McFlynn
Sr. Administrative Manager	Denise Schmidt
Sr. Manager, Operations Procurement and Payroll	Kathleen Rafferty
Sr. Manager, Guest Services	Emma Boudrie
Parking Manager	Paul Garofalo
Assistant Manager, Parking	Thomas Gillespie
Manager, Event Security	John Devlin
Manager, Ice Surface	Christopher Jennings
Assistant Ice Manager	John Patterson
Manager, Building Services	Dwaun Collier
Event Assistant Manager, Building Services	Ryan Nolen
Superintendent	Anthony Bianco
Manager, Procurement	Jannine Helm
Administrative Assistant, Security	Jean Rudolph
Changeover Supervisors	Charles Conway, Louis Mancano, Teion Dervin, George Newell, Christopher Shumaker
Specialist, Security Operations	William Dodd
Specialist, Building Services	Cassandra Shamberger
Coordinator, Operations	Kayla Jazmin



NEW ERA OF ORANGE

A NEW ERA OF ORANGE

A NEW ERA OF ORANGE


With a new leadership team at the helm, the Philadelphia Flyers are embarking on the 2024-25 season with a fresh chapter of A New Era of Orange. This campaign reflects the organization's unwavering dedication to Philadelphia and its commitment to upholding the highest standards for the Orange and Black. As they embrace this new era, the Flyers are committed to honoring their rich history while laying the groundwork for future success. A New Era of Orange A New Era of Orange includes new voices, new perspectives, new plans, new ways to train and new ways to win. However, the goal remains the same: Win. Again this season, the Flyers are focused on transparency, authenticity, and deepening their connection with the loyal fanbase as they write the next chapter in their storied journey.

THE STANDARD

Returning for its third season, The Standard is a multipart docuseries that offers Flyers fans an exclusive behind-the-scenes look at training camp. Emphasizing access, transparency, and genuine storytelling, The Standard earned the Gold Winner award for Branded Content at the 2024 Telly Awards, recognized for its theme "Beyond the Frame." The Telly Awards celebrate the dynamic advancements in video and television. Narrated by Flyers legend and commentator Bill Clement, this season of The Standard will follow both management and players as they gear up for another season of intense and competitive Flyers hockey.



“BEST VENUES 2024” BY LEADING SPORTS BUSINESS PUBLICATION, FRONT OFFICE SPORTS



Wells Fargo Center stands as a testament to Comcast Spectacor’s commitment to excellence, both in its physical infrastructure and the dedication of its staff. Extensive investments and the reimagining of the guest experience solidified its position as Philadelphia’s premier venue for sports and entertainment for years to come.

Now recognized on the national stage, Wells Fargo Center was named to Front Office Sports “Best Venues 2024.” This prestigious award recognizes venues that exceed the evolving demands of fans and set the new industry standard for excellence.



More Than a Venue

After a \$400 million privately funded transformation, Wells Fargo Center is much more than a venue. It is an immersive event experience, an economic and cultural anchor, and the kickoff to billions more in investment. Wells Fargo Center listened to fans when redesigning the space to ensure it had everything they wanted from better sightlines to expanded food beverages and upgraded seating and more.




Cutting-Edge Technology

Spectacor prioritized using the latest in technology to futureproof Wells Fargo Center from the inside out. State-of-the-art security makes entering the arena seamless. The world’s first-ever Kinetic 4K scoreboard, cutting-edge sound system and game presentation technology provide fans with an immersive event experience. Digital LED boards, mobile ordering infrastructure and top-of-the-line Wi-Fi let fans participate in the action like never before.



Continued Legacy of Excellence

Welcoming more than 220 events per year, Wells Fargo Center is legendary and will continue to be our region’s premier entertainment venue. With a completely reimagined event level, the new Shift4 Club, new modern locker rooms and other world-class amenities for teams, performers, and guests alike, the Wells Fargo Center is positioned to continue its legacy of top-to-bottom excellence.



The Future of Philadelphia

Wells Fargo Center is invested in the future of Philadelphia and the Stadium Complex. These investments have included award-winning sustainability efforts in renewable energy, energy efficiency, & a state-of-the-art HVAC system. These upgrades will serve as a blueprint for the larger Stadium Complex redesign, ensuring that it is not only a top-tier sports and entertainment district, but a leading environmental and sustainability partner as well.



For more information about the complete transformation of the New Wells Fargo Center, visit TheNewWFC.com



FLYERS CHARITIES

MISSION

Flyers Charities creates strong communities by eliminating financial barriers and reviving play spaces to grow the game of hockey and aiding local families affected by cancer throughout the Greater Philadelphia region.

FUNDRAISERS

Throughout the year, Flyers Charities hosts multiple fundraisers and fundraising events.

- **50/50:** At every home game, fans try their luck by purchasing 50/50 tickets in hopes of bringing home half of that game's jackpot.
- **MYSTERY PUCKS:** At select games, fans can collect limited-edition mystery pucks signed by Flyers players.
- **ONLINE AUCTIONS:** Online Auctions gives fans exclusive access to signed memorabilia, items from our archives, and one-of-a-kind Flyers experiences. Fans can bid at FlyersCharities.com.



EVENTS

- **GRITTY 5K PRESENTED BY PENN MEDICINE (Oct. 26, 2024):** The Gritty 5K is 3.1 miles of fun, complete with confetti, ribbon dancing, and silly prizes. The event is also a zero-waste-to-landfill event!
- **CASINO NIGHT (Nov. 21, 2024):** Fans are invited to celebrate with Flyers players, coaches, and personalities while playing casino-style games, taking a shot at winning high-value prizes, and enjoy top-shelf food and drink.
- **FLYERS CHARITIES CARNIVAL (Feb. 23, 2025):** The Carnival is one of the longest-tenured one-day fundraisers hosted by a professional sports franchise. This event brings together the community while meeting players, playing games, and making life-long memories.

COMMUNITY IMPACT

Flyers Charities focuses on assisting families impacted by cancer, growing the game of hockey, and improving sustainability efforts. In 2023-24, we supported organizations and initiatives focused in the Philadelphia region including:



**Ed Snider Youth
Hockey & Education**



For more details, visit FlyersCharities.com and follow [@FlyersCharities](https://twitter.com/FlyersCharities) on social media

MISSION

We are committed to growing the game of hockey through accessible, diverse, and inclusive entry points into the sport. Inspired by our city's grit and driven by our fans, we are dedicated to creating meaningful and positive impact throughout the greater Philadelphia region.

COMMUNITY TICKET GRANT PRESENTED BY SNICKERS

To grow the game of hockey, we work with organizations across the region to introduce new fans to the sport and our team. Last year over 8,400 tickets were given to 170 local groups and non-profit organizations.

GENDER EQUALITY – NEXT SHIFT PRESENTED BY HOLMAN

Next Shift is a program aimed at mentoring the next generation of female leaders. Young women are paired with female leaders to shadow a game day, network, and more.



Tina DiVilio, Senior Director of Game Presentation

LEARN TO PLAY

The Flyers Learn to Play Rookie Program provides first-time participants, between 5-9 years of age, with free head-to-toe equipment and six weeks of age-appropriate on-ice instruction. Learn to Play Ball Hockey is an off-ice extension of the on-ice Learn to Play Rookie Program. This program provides kids ages 3-9 with a more affordable and accessible introduction to hockey.

SENSORY ROOM

By partnering with KultureCity, the nation's leading non-profit for sensory accessibility and acceptance, the Wells Fargo Center houses a brand-new Sensory Room located on the Suite-level landing. Sensory bags are also available to all attendees during events at Guest Services.

FLYERS RECESS PRESENTED BY WEGMANS

Flyers Recess is a free school assembly program that introduces elementary school students to hockey. The program incorporates a game show-style assembly where students learn about hockey and the team. After each assembly, the PE department receives ball hockey equipment and teaching materials to incorporate ball hockey into gym and recess programs.

HOMETOWN ASSIST

The Flyers Hometown Assist program, sponsored by Wells Fargo, awards five local businesses a half-million dollars in free advertising assets, with each winning business receiving 100,000 in marketing assets. Ten local businesses will receive a hospitality suite for a Flyers game - a significant business development asset valued in the thousands of dollars.



FLYERS ALUMNI ASSOCIATION

FRIDAY NIGHT FIGHTS

Program featuring speakers and a dinner event at 2300 Arena in South Philadelphia. Speakers celebrating “old-time hockey” included Flyers Alumni, personalities, and coaches.



FLYERS ALUMNI FANTASY CAMP

Each August, 72 participants, possessing widely divergent hockey skills and experience levels, bond together on and off the ice with Flyers Alumni who serve as coaches for Flyers Alumni Fantasy Camp.

EVERY CHILD DESERVES A BIKE

The partnership between the Flyers Alumni Association and Help Hope Live through the Alumni’s “Every Child Deserves a Bike” builds and donates fully customized adaptive bicycles to special needs children across the extended Delaware Valley. To date, over 30 bikes have been built and donated.

12 DAYS OF CHRISTMAS

Each day for 12 days during the holiday season, the Flyers Alumni Association donates money, vital supplies, or volunteer time to charities, educational organizations, or families in need.

ALUMNI GOLF INVITATIONAL

The annual Flyers Alumni Golf Invitational at Dupont Country Club in Wilmington, DE, raises money for Flyers Alumni programs such as Every Child Deserves a Bike, and the Alumni’s two-million-dollar pledge in direct donations to Ed Snider Youth Hockey & Education.


flyersalumni.net

21

SCOTT
LAUGHTON



TEAM
EXECUTIVES



DANIEL J. HILFERTY

CHAIRMAN & CHIEF EXECUTIVE OFFICER, COMCAST SPECTACOR,
GOVERNOR, PHILADELPHIA FLYERS

Daniel J. Hilferty is the Chairman & Chief Executive Officer of Comcast Spectacor and serves as Governor of the Philadelphia Flyers for the National Hockey League. Widely respected as a passionate, dedicated leader in Philadelphia and beyond, Dan directly oversees the company's full portfolio, including the Philadelphia Flyers, Wells Fargo Center, Spectacor Gaming, and more.

Hilferty joined Comcast Spectacor after leading Philadelphia's successful bid to be a host city for the FIFA World Cup 2026™ and continues to serve as Chair of the Board of Directors of Philadelphia Soccer 2026. The 501c3 non-profit organization will serve as the governing body for the city's Host Committee.

A highly distinguished CEO with deep roots in Philadelphia, Hilferty was previously at the helm of Independence Blue Cross – one of the nation's leading health insurers – as its President and Chief Executive Officer for 10 years. During his tenure as CEO, the company experienced unprecedented growth, becoming one of the five largest Blues in the country.

After retiring from Independence in 2020, Hilferty launched Dune View Strategies – a strategic advisory firm for small and mid-sized healthcare companies. Dune View Strategies advises and invests in small and mid-size healthcare companies and start-ups as they bring their transformational services, technologies and products to market. Built around a team of healthcare leaders, Dune View advises clients on the best strategies for navigating the market and accelerating growth.

He has also held many other leadership positions throughout his career, including serving as President and CEO of AmeriHealth Caritas Family of Companies and as Senior Vice President of Government Affairs at Mercy Health Corporation, all Philadelphia headquartered companies.

Highly effective in the Philadelphia community, Hilferty serves as lead Independent Director of Essential Utilities, Chair of Healthpilot and Philadelphia Soccer 2026, and is on the Board of FS Investments Credit Income Fund. In 2015, he served as Co-Chair on the executive leadership cabinet of the World Meeting of Families which brought Pope Francis to Philadelphia.

Hilferty earned his undergraduate degree from St. Joseph's University in Philadelphia and a master's degree in public administration from American University. He lives in the Philadelphia area with his wife, Joan. The couple has five children and five grandchildren.



TODD GLICKMAN

CHIEF REVENUE OFFICER, COMCAST SPECTACOR

Todd Glickman is Chief Revenue Officer for Comcast Spectacor. In this role, Glickman oversees Government Affairs and key revenue priorities including ticketing, corporate partnerships, and brand and content.

Glickman rejoined the Comcast Spectacor team in May 2022 and brings over three decades of experience in the sports and entertainment industry and deep familiarity with the business, as he spent more than 30 years working directly with

Comcast Spectacor in a variety of roles.

Glickman began his career in 1990 with Comcast Spectacor and served key roles across several departments for both the Flyers and 76ers as the company quickly grew and built the world-class arena in South Philadelphia now known as Wells Fargo Center.

In the early 2000's, Glickman became a key leader at Spectra, then a division of Comcast Spectacor, and oversaw the development of new business and managed relationships with premier organizations throughout North America for Spectra's venue management, food services & hospitality, and partnerships divisions. In his most recent role with Spectra as Executive Vice President for Business Development, Glickman and his team grew the company's portfolio to more than 300 clients across those three departments, not only by winning new clients at an impressive 68% rate, but also by establishing an incredible 98% renewal rate, thanks in large part to his 'Client First' retention strategy.

Some of Glickman's notable accomplishments include successful renewal of all three Spectra divisions with the PPL Center in Allentown (home of the Lehigh Valley Phantoms) and Florida State University's Donald L. Tucker Center, along with key client wins like the 200-acre Dallas Fair Park, comprised of 14 facilities including the Cotton Bowl and the Navy Pier complex in Chicago.

Glickman earned a bachelor's degree in marketing and communications from the College of Saint Rose in Albany, NY.

He lives in Haddon Heights, N.J. with his wife, Megan. They have three daughters, Kali, Alex and Madison.



BLAIR LISTINO

CHIEF FINANCIAL & ADMINISTRATIVE OFFICER, COMCAST SPECTACOR, PRESIDENT, FLYERS CHARITIES, ALTERNATE GOVERNOR, PHILADELPHIA FLYERS

Blair Listino is the Chief Financial and Administrative Officer for Comcast Spectacor, President of Flyers Charities, and Alternate Governor of the Philadelphia Flyers. Listino leads financial optimization and growth strategies, as well as oversight of all financial matters for the organization. In addition, she oversees key business functions including human resources, community relations, administration, technology and overall business optimization.

Prior to her current role, Listino served as CFO for Philadelphia Flyers and Wells Fargo Center from 2019-2023 and Vice President of Accounting and Finance for Comcast Spectacor from 2014-2019. She joined Comcast Corporation in 2011 and was the Engagement Manager for Comcast Global Audit for two years before being named Director of Business and Finance Operations for Comcast Business in 2013.

Listino has been in the field of Finance and Accounting for nearly two decades. Prior to Comcast, Listino was the Vice President of Finance for Olive Media, a start-up company in San Francisco, Calif. She has also worked in the audit departments at PricewaterhouseCoopers and Varian Inc.

Listino received her bachelor's degree of business administration at the University of Colorado in Boulder and is a Certified Public Accountant (CPA). Additionally, she completed the Women in Leadership Program at the University of Pennsylvania Wharton School of Business. Blair was named CFO of the Year by the Philadelphia Business Journal in 2021 and a Sports Business Journal Game Changer in 2020. She is a Colorado native and currently resides with her husband and three daughters in Media, Pa.



JOHN MASTER

CHIEF LEGAL & STRATEGY OFFICER, COMCAST SPECTACOR, ALTERNATE GOVERNOR, PHILADELPHIA FLYERS

John Master is Chief Legal & Strategy Officer for Comcast Spectacor. In this role, Master provides direct oversight of all legal affairs for the organization. Master's responsibilities cover all aspects of the operation of all Comcast Spectacor properties, including support of all sales functions, as well as player-related matters and the organization's litigation, employment and labor law, financing, and business acquisition and development. In addition, Master leads the crafting of the strategic direction of the company, including the creation, evaluation, and implementation of new strategic initiatives.

Master serves as a key adviser to Chairman & CEO Dan Hilferty and President of Hockey Operations Keith Jones, and he is part of the company's Executive Leadership Team.

Prior to joining Comcast Spectacor, Master served in several roles over 11 years at the Madison Square Garden Company, most recently as Senior Vice President & Associate General Counsel. At MSG, he negotiated and provided legal and business counsel on sponsorships, suite licenses, and various other business deals involving the Knicks and Rangers, as well as Madison Square Garden itself and MSG's various other venues.

Master graduated with honors from Georgetown University and Columbia Law School, and lives with his family in Haddonfield, NJ.



PHIL LAWS

CHIEF OPERATING OFFICER, COMCAST SPECTACOR

Phil Laws is Chief Operating Officer for Comcast Spectacor. A 25-year veteran of the sports and entertainment industry, Laws provides direct oversight to all the company's venue and operating management and the South Philadelphia Sports Complex development plans. Laws' team at Wells Fargo Center oversees the venue's operations, including security, guest services, events, facility maintenance, and sustainability. He was also the project manager of the arena's multi-year \$400 million transformation initiative which redefined Wells Fargo Center's live event experience. His responsibilities at Comcast Spectacor also cover the Wells Fargo Center Complex, Xfinity Live! and Flyers Training Center in Voorhees, NJ.

An experienced operator, Laws has managed stadiums, arenas, convention centers and theaters in five states and the District of Columbia. He has worked with teams in the NBA, NHL, MLS, NLL, AFL and both Major and Minor League Baseball.

Laws served as the arena's General Manager from 2019-2023 and prior to that served as Vice President of Operations leading the venue through the 2016 Democratic National Convention. Previously, Laws was Director of Operations for Spectra Venue Management, which oversees operations for more than 200 venues across North America.

Laws earned his bachelor's degree in international affairs from the University of Maryland, College Park.



EMILY MALMSTROM

CHIEF OF STAFF & COMMUNICATIONS, COMCAST SPECTACOR

Emily Malmstrom serves as Vice President, Chief of Staff & Communications for Comcast Spectacor. In this role, Malmstrom manages the CEO's priorities, supports business and hockey executives with high-priority business goals, and leads the development and execution of the organization's communications strategy and external affairs.

Her operational oversight extends over all properties of the company, including the Philadelphia Flyers, Wells Fargo Center, and the company's plans to develop the Philadelphia Sports Complex. In her unique, dual-role setup, Emily is a key contributor to overall company strategy, possesses a 360-degree lens on all day-to-day operations and is uniquely positioned to evaluate the business implications impacting fans, partners, media, employees, and more.

Malmstrom also serves as Dan Hilferty's Chief of Staff in his role as Chair of the Board of Directors for Philadelphia Soccer 2026, the local Host Committee responsible for planning and executing the FIFA World Cup 2026™. She is an integral part of the organization, which executed Philadelphia's successful bid to be one of 11 U.S. Host cities. In various capacities, she managed fundraising efforts on behalf of the Bid; oversaw the Executive Leadership Council, which encompassed more than 50 C-Suite executives from the Philadelphia region; and was responsible for all 501c3 operations, including but not limited to, Finance, Legal, Human Resources, and Government Affairs.

Prior to joining Comcast Spectacor, Malmstrom founded E.S.M. Consulting where she served clients including Philadelphia Soccer 2026 and Dune View Strategies, a healthcare advisory firm.

Malmstrom started her career at Athena Global Advisors where she worked with a number of clients including the National Football League, Comcast NBCUniversal, FIFA and the Lamoureux Twins.

Malmstrom earned her Bachelor of Science in Business Management from the Darla Moore School of Business at the University of South Carolina.



TUCKER ROBERTS

CHIEF INNOVATION OFFICER, PRESIDENT OF GAMING & EMERGING TECHNOLOGY, COMCAST SPECTACOR

Tucker Roberts is Chief Innovation Officer and President of Gaming & Emerging Technology for Comcast Spectacor. In his role, Roberts focuses on driving innovative growth within Comcast Spectacor, Philadelphia Flyers, Wells Fargo Center, and the gaming division. He also oversees the Pantheon platform, a cutting-edge analytics platform which measures audience sentiment for Spectacor, NBCU, and other groups across Comcast.

At Comcast Spectacor, Roberts plays an important role in developing and implementing the overarching strategic vision for its companies. He also assists Flyers hockey operations with innovation efforts, expanding the team's analytical approach to team building and salary cap management.

Previously, Roberts was the President of Spectacor Gaming and the company's Philadelphia Fusion (later relocated and rebranded as the Seoul Infernal) esports franchise that competed in the Overwatch League. Having recognized the challenges with Overwatch League, Roberts advised the company's expansion into the Korean esports market, and League of Legends, the most popular esports in the world.

He negotiated a joint venture with SK Telecom, the #1 ISP in Korea to form T1 Esports & Entertainment. Since that time, Roberts has served on the board, providing strategic direction. Roberts was instrumental in building the digital media strategy, identifying new business opportunities such as PC cafes, and working with Riot to allow for Homestands. Since its inception, the venture has scaled revenue more than 30x in under 5 years, putting it on par with some of the smaller MLS teams. With multiple significant streams of Revenue, T1 is on a path to 100m ARR over the next few years.

Roberts joined Comcast Spectacor as a strategic advisor in September 2017, shortly after the company announced the establishment of the Philadelphia Fusion, which is one of the 12 original teams that competed in the Overwatch League's inaugural season. Roberts was named President of the team in January 2018 and played an instrumental role in formulating the team's international roster of players and coaches, as well as the creation and launch of the team's brand.

In their first season, the Philadelphia Fusion miraculously made it to the World Final. In 2023, the Fusion rebranded as the Seoul Infernal and relocated to South Korea. The transition built on Comcast Spectacor's co-ownership of T1, the 4x League of Legends World Champions and 2022 Runners up, which is owned and operated in partnership with SK Square and also based in Seoul.

Prior to joining Comcast Spectacor, Roberts acquired several years of experience working in Strategy at Activision Blizzard and R&D at Electronic Arts. A lifelong Philly sports fan, he first discovered esports during a summer internship while studying at The Wharton School.

Tucker earned a B.S. in Marketing and Management from The University of Pennsylvania in 2013, and currently lives in Los Angeles.



JACK DUGAN
SENIOR VICE PRESIDENT,
FINANCIAL PLANNING &
ANALYSIS



BRYAN FURY
SENIOR VICE PRESIDENT,
CORPORATE
PARTNERSHIPS



LAURIE KLEINMAN
SENIOR VICE PRESIDENT,
LEGAL & BUSINESS
AFFAIRS



BETSY MCGILL
SENIOR VICE PRESIDENT,
LEGAL & DEPUTY
GENERAL COUNSEL



LAUREN MCNALLY
SENIOR VICE PRESIDENT,
HUMAN RESOURCES



JOE MEADE
SENIOR VICE PRESIDENT,
GOVERNMENT &
REGULATORY AFFAIRS



CHRISTINE MINA
SENIOR VICE PRESIDENT,
MARKETING



CYNTHIA PUNSALAN
SENIOR VICE PRESIDENT,
BUSINESS
ADMINISTRATION, CHIEF
COMPLIANCE OFFICER



BRETT REOPELL
SENIOR VICE PRESIDENT,
BOOKING



ALEXANDER SCHALL
SENIOR VICE PRESIDENT,
EXECUTIVE STRATEGY



CINDY STUTMAN
SENIOR VICE PRESIDENT,
COMMUNITY RELATIONS
AND EXECUTIVE
DIRECTOR, FLYERS
CHARITIES



MICHAEL SULKES
SENIOR VICE PRESIDENT,
GENERAL MANAGER

11

TRAVIS
KONECNY



HOCKEY OPERATIONS
STAFF



KEITH JONES

PRESIDENT, HOCKEY OPERATIONS, ALTERNATE GOVERNOR,

Keith Jones is in his second season as the Flyers President of Hockey Operations after being named to the position on May 11, 2023. In this role, he is responsible for leading the strategic direction for all aspects of the hockey operations department while collaborating on business goals.

Jones previously spent 23 years (2000-23) as an analyst for Flyers telecasts on NBC Sports Philadelphia (NBCSP), as well as national broadcasts on NBC, and most recently for TNT's coverage of the National Hockey League (NHL) during the 2021-22 and 2022-23 seasons. He covered marquee games such as the NHL Winter Classic, the Stanley Cup Final and other league showcase events. In addition to his work on NBCSP and NBC, Jones spent 21 years on SportsRadio 94 WIP's Morning Show.

A native of Brantford, Ontario, Jones played nine years (1992-2001) in the NHL and registered 258 points (117-141=258) and 765 penalty minutes in 491 career regular season games with Washington, Colorado and Philadelphia. He collected 24 points (12-12=24) and 120 penalty minutes in 63 career Stanley Cup Playoff contests in eight consecutive postseasons (1992-2000). He retired on Nov. 21, 2000 due to a knee injury.

He began his career in Philadelphia when he was acquired by the Flyers from the Avalanche in exchange for Shjon Podein on Nov. 12, 1998. He registered 74 points (27-47=74) and 164 penalty minutes in 131 games as a Flyer.

Jones was drafted by Washington in the seventh round (141st overall) of the 1988 NHL Draft following a four-year career at Western Michigan University from 1989-92, where he recorded 163 points (83-80=163) in 153 career games. He was named the team's Rookie of The Year in 1989 and team MVP in 1992, while earning First Team All-CCHA in 1992. He was inducted into the WMU Athletics Hall of Fame in 2013.

He and his wife, Laura, have one daughter, Adrian.



DANIEL BRIERE

GENERAL MANAGER

Daniel Briere is in his second season as General Manager after being named to the position on May 11, 2023. In this role, he is responsible for all hockey decisions as it pertains to signings, trades and draft picks as well as overseeing scouting, player development, roster construction and more.

Briere served as the Flyers Interim General Manager from March 10-May 10, 2023 and as the team's Special Assistant to the GM from Feb. 8, 2022-March 9, 2023.

He spent five seasons as Team President and Director of Operations for the Maine Mariners (ECHL) from June 2017-Feb. 2022. He also spent two years with the Flyers business operations before overseeing the day-to-day operations of the Mariners.

Briere collected 696 points (307-389=696) in 973 career NHL games in 17 seasons with Arizona, Buffalo, Philadelphia, Montreal and Colorado. In addition, the forward registered 116 points (53-63=116) in 124 career Stanley Cup Playoff contests. Most notably, he achieved his greatest success as a member of the Philadelphia Flyers from 2007-13. He recorded 283 points (124-159=283) in 354 regular season games and 72 points (37-35=72) in 68 Stanley Cup Playoff matches. He ranks second all-time in Flyers history with 13 career playoff game-winning goals and sixth in goals and points. He posted 12 points (3-9=12) in the 2010 Stanley Cup Final, the most ever by a Flyer and just one point shy of Wayne Gretzky's all-time record of 13 points in a Stanley Cup Final. He also holds the Flyers franchise record for scoring in a postseason with 30 points (12-18=30) during the 2010 postseason. Briere won the Toyota Cup following the 2010-11 season, the Prince of Wales Trophy as Eastern Conference Champions in the 2010 playoffs and the Yanick Dupre Class Guy Memorial Award, chosen by the Philadelphia PHWA following the 2007-08 season.

Prior to signing with the Flyers, Briere played in parts of four seasons (2002-04, 2005-07) with the Buffalo Sabres, registering 230 points (92-138=230), 36 power-play goals and 14 game-winning goals in 225 games. He was named co-captain before the start of the 2005-06 season and was named the 2007 All-Star Game MVP. He collected 34 points (11-23=34), five power-play goals and three game-winning goals in two post-seasons with the Sabres (2006 & 2007). He led the team in scoring during the 2006 postseason and holds the Sabres record for assists in a postseason with 12 during the 2007 playoffs.

Briere was selected by the Coyotes in the first round (24th overall) of the 1996 NHL Draft and made his NHL debut on March 19, 1998 vs. Colorado. The Gatineau, Quebec native, spent six seasons with the Coyotes (1997-2003) and was nominated for the Bill Masterton Memorial Trophy following the 2001-02 season. He spent his final two NHL seasons with Montreal (2013-14) and Colorado (2014-15) before announcing his retirement on Aug. 17, 2015.

Briere spent three seasons with the Springfield Falcons of the American Hockey League (AHL) from 1998-2001. He won the 1998 AHL Rookie of the Year with 92 points (36-56=92) in 68 games and was named an AHL All-Star in 1998 and 2001.

Prior to his professional debut, he skated in three seasons with the Drummondville Voltigeurs of the Quebec Major Junior Hockey League (QMJHL) and recorded 416 points (170-246=416) in 198 games (1994-97). He became the fourth player in QMJHL history to lead the league in points (163), goals (67) and assists (96) in 67 games during the 1995-96 season. He was named the QMJHL Offensive Rookie of the Year and QMJHL Scholastic Player of the Year in 1994-95.

Internationally, Briere has represented Canada on several occasions and helped them win a gold medal at the 1997 IIHF World Junior Championships and back-to-back gold medals at the 2003 and 2004 IIHF World Hockey Championships.

He is married to Dr. Misha Briere and has four sons: Caelan, Carson, Cameron, and Caiden.



BARRY HANRAHAN

VICE PRESIDENT, ASSISTANT GENERAL MANAGER

Barry Hanrahan was named Vice President of the Flyers in August of 2018. He was previously named Assistant General Manager in August of 2006. Hanrahan assists General Manager Daniel Briere in the day-to-day operations of the hockey club, including contract research and negotiations, roster and salary cap management, immigration, budgeting and scheduling. Hanrahan also serves as the club's direct liaison between the NHL and the Flyers regarding all aspects of hockey administration and works closely with the Flyers minor league affiliates in Lehigh Valley of the AHL and Reading of the ECHL.

He has worked for the club since 1997, first as Director of Team Services and then as Assistant to the General Manager before being promoted to his current role. He also serves on the Board of Directors for Flyers Charities.

Prior to joining the Flyers, Hanrahan spent six years with the Tampa Bay Lightning. He joined the Lightning in January of 1991 and was involved in the start-up of the franchise, working in the public relations and hockey operations departments as the organization prepared for its first NHL season in 1992-93.

Hanrahan earned his bachelor's degree from Florida Southern College, concentrating in Sports Management, before earning his JD degree from Widener University School of Law in Delaware. While attending Florida Southern College, he interned with the Orlando Magic of the NBA during their inaugural season in 1989-90. Barry and his wife, Lisa, reside in South Jersey with their three sons, Jack, Ty and Cam, and their labradoodle, Doctor.



BRENT FLAHR

VICE PRESIDENT, ASSISTANT GENERAL MANAGER

Brent Flahr was named Vice President & Assistant General Manager on December 12, 2018.

Flahr joined the Flyers from the Minnesota Wild, where he spent 11 seasons with the club and two as the Senior Vice President of Hockey Operations, a position to which he was promoted on June 1, 2017. During his time with the Wild, Flahr was responsible for the organization's preparation for and selection of players at the NHL Entry Draft, while also assisting in personnel decisions, contract negotiations and league-related issues. Players selected by the Wild under Flahr's watch include Jason Zucker, Mikael Granlund, Johan Larsson, Jonas Brodin, Matt Dumba, Gustav Olofsson, Alex Tuch, Jordan Greenway, Joel Eriksson Ek, Luke Kunin, and Kirill Kaprizov. From 2015-2018, Flahr also served as the General Manager of the Iowa Wild, Minnesota's primary affiliate in the American Hockey League.

Flahr started his NHL career with the Florida Panthers in 1996 following his graduation from Princeton University. He served in a number of roles for the Panthers over the course of eight seasons, including Assistant to the General Manager and Scouting and Video Coordinator. During the 2002-03 season, Flahr was the Director of Hockey Operations for Florida's American Hockey League affiliate in San Antonio, Texas.

In 2003, Flahr became an amateur scout for the Anaheim Ducks, a position he held through the club's 2007 Stanley Cup run. From there he moved to Ottawa, where he was the Director of Hockey Operations for two seasons before joining the Wild in 2009.

A native of Courtenay, British Columbia, Flahr spent four seasons as a defenseman on Princeton's hockey team from 1992-96 and was the team captain as a senior in the 1995-96 season.



ALYN McCAULEY

ASSISTANT GENERAL MANAGER

Alyn McCauley enters his second season as Assistant General Manager after being named to the role on June 2, 2023, and his eighth season with the Philadelphia Flyers. In this role, he will oversee the Flyers pro scouting department and player personnel and Lehigh Valley's hockey operations staff.

Prior to being named as Assistant General Manager, he served as the team's Director of Player Personnel since February of 2022. The former forward joined the Flyers in July of 2017 and spent four seasons as a pro scout (2018-22). Prior to joining Philadelphia, he spent nine seasons with the Los Angeles Kings as a pro scout beginning in 2009. He was a part of the staff that helped the Kings win the 2012 and 2014 Stanley Cup Championships.

McCauley played nine seasons in the NHL with the Toronto Maple Leafs (1997-98 to 2002-03), San Jose Sharks (2002-06) and Los Angeles Kings (2006-07) where he recorded (69-97=166) points in 488 regular season games. He added 19 points (7-12=19) in 52 career Stanley Cup Playoff games, which included 15 points (5-10=15) in the 2002 Stanley Cup Playoffs to help the Maple Leafs reach the Eastern Conference Final.

Selected in the fourth round (79th overall) of the 1995 NHL Draft by the New Jersey Devils, McCauley played four years in the Ontario Hockey League (OHL) with the Ottawa 67's where he recorded 284 points (119-165=284) in 208 games and was named CHL Player of the Year in 1997. Internationally, McCauley helped Canada win gold at the 1996 and 1997 IIHF World Junior Championships.



JOHN LeCLAIR


SPECIAL ADVISOR TO HOCKEY OPERATIONS

John LeClair enters his second season with the Flyers after being named Special Advisor to Hockey Operations on June 15, 2023.

LeClair was originally selected by the Montreal Canadiens in the second round (33rd overall) of the 1987 NHL Draft and was a member of the Canadiens' Stanley Cup winning team in 1993. The St. Albans, Vt., native represented the United States at the 1988 and 1989 IIHF World Junior Championships, won a gold medal at the 1996 World Cup of Hockey, played in the 1998 Winter Olympics in Nagano, Japan, and won a silver medal at the 2002 Winter Olympics in Salt Lake City.

LeClair recorded 819 points (406-413=819) in 967 career NHL games in 16 seasons (1990-2007) with Montreal, Philadelphia, and Pittsburgh. The former winger tallied 89 points (42-47=89) in 154 career Stanley Cup Playoff games. The long-time Flyers alternate captain was infamously part of the "Legion of Doom" line with Eric Lindros and Mikael Renberg and became the first American-born NHL player, second Flyer, to register three consecutive 50-goal seasons.

LeClair was inducted into the University of Vermont Athletic Hall of Fame in 2001, the United States Hockey Hall of Fame in 2009, the Vermont Sports Hall of Fame in 2012 and the Flyers Hall of Fame in 2014.



PATRICK SHARP

SPECIAL ADVISOR TO HOCKEY OPERATIONS

Patrick Sharp enters his second season with the Flyers after being named Special Advisor to Hockey Operations on June 13, 2023.

Sharp brings a strong winning culture from all levels of hockey in his 16-year professional career. He is a three-time Stanley Cup Champion and served as an alternate captain on the Chicago Blackhawks winning teams in 2010, 2013 and 2015. The Winnipeg, Manitoba, native was originally selected by the Flyers in the third round (95th overall) of the 2001 NHL Draft and was a member of the 2005 Calder Cup Championship team with the Philadelphia Phantoms of the American Hockey League (AHL). Internationally, he represented Canada at the 2008 and 2012 IIHF World Championships and won a gold medal at the 2014 Winter Olympics in Sochi.

Sharp collected 620 points (287-333=620) in 939 career NHL games in 15 seasons (2002-18) with Philadelphia, Chicago, and Dallas. The former winger tallied 87 points (47-40=87) in 142 career Stanley Cup Playoff games.

Sharp announced his retirement from the NHL following the 2017-18 season and spent five seasons in broadcasting with NBC Sports and NBC Sports Chicago in both studio and color commentary roles. He has also served as Advisor to the Coaching Staff with the University of Vermont since September 2021.



HOCKEY OPERATIONS



BOB CLARKE

SENIOR ADVISOR

Bob Clarke enters his sixth season as a Senior Advisor for the Flyers, making this his 52nd year as part of the organization. Previously, he was named senior vice president on December 4, 2006. Additionally, Clarke served as the general manager of the Flyers for just over 18 seasons (1984-1990, 1994-2006). He also carried the title of team president and general manager for nine seasons (1994-95 through 2002-03), and spent the 1992-93 season as a senior vice president.

During Clarke's time at the helm of the Flyers, the team compiled a 714-443-199 record, including 16 playoff appearances, three Eastern Conference Championships, three appearances in the Stanley Cup Final and eight division titles. As a player, Clarke led the Flyers to two Stanley Cup championships (in 1973-74 and 1974-75) and finished his playing career as the Flyers' all-time leading scorer with 1,210 points (358 goals and 852 assists) in 1,144 games over 15 seasons.

Clarke retired as a player following the 1983-84 season to become the fourth general manager in team history, taking over those duties on May 15, 1984. The Flyers went to the Stanley Cup Final twice in the first three years of Clarke's tenure, won three Patrick Division championships, and made the playoffs in each of his first five seasons at the helm of the club. He served in the role until April of 1990.

Clarke then spent two seasons as the vice president and general manager of the Minnesota North Stars, working in that capacity from June 8, 1990 through June 20, 1992. The North Stars made the playoffs in both seasons under Clarke's watch, including a surprising run to the Stanley Cup Final in 1991. After returning to the Flyers as a Senior Vice President in the summer of 1992, Clarke became the first vice president and general manager of the Florida Panthers on March 1, 1993. He was named The Sporting News' Executive of the Year for the 1993-94 season after the Panthers posted 83 points in their inaugural season, which was an NHL record at the time. He was the first to win The Sporting News awards as rookie, player, and executive.

On June 15, 1994, Clarke returned to the Flyers as president and general manager, a dual role he held until giving up the president's duties in 2003. During his second run as general manager, the Flyers won five more division championships and reached the Conference Finals four times, including the 1996-97 club that advanced to the 1997 Stanley Cup Final and became Clarke's fourth team as a GM to reach the Final. He was named as The Sporting News' and The Hockey News' Executive of the Year for the 1994-95 season, becoming the first executive to win the Sporting News award in consecutive years with two different teams. Clarke stepped down as GM on October 22, 2006.

Internationally, Clarke served as general manager of the Canadian Olympic Team for the 1998 Winter Games in Nagano, Japan. He also served as one of four general managers for the victorious 1987 Team Canada squad in the Canada Cup Tournament.

Clarke played an unparalleled 15-year career in Philadelphia. He was drafted by the Flyers in the second round (17th overall) of the 1969 NHL Amateur Draft from Flin Flon of the WCJHL, and went on to become the Flyers' all-time leading scorer with 358 goals and 852 assists for 1,210 points in 1,144 games, averaging over a point per game (1.06) for his entire career. He is 42nd on the NHL's all-time regular season scoring list entering the 2010-11 season. He also recorded 42 goals and 77 assists for 119 points to rank as the Flyers' all-time leading playoff scorer. He was Flyers' captain from 1972-73 through 1978-79 and 1982-83 through 1983-84. During his career, he led the Flyers in scoring eight times, participated in nine NHL All-Star Games, was named to the NHL's First All-Star Team twice (1974-75 and 1975-76), and to the Second Team twice (1972-73 and 1973-74).

Clarke is the most decorated player in Flyers history. He was inducted into the Hockey Hall of Fame on June 15, 1987, and was a charter inductee, along with Bernie Parent, into the Flyers' Hall of Fame in March of 1988. He won the Hart Memorial Trophy as the NHL's Most Valuable Player three times (1972-73, 1974-75, and 1975-76). His other NHL awards include: the Bill Masterton Trophy for perseverance, sportsmanship and dedication to hockey (1971-72); the Lester Patrick Award for outstanding service to hockey in the United States (along with co-recipient Ed Snider, 1979-80); and the Frank J. Selke Trophy as the NHL's top defensive forward (1982-83). He was named Living Legend by the Philadelphia Sports Writers Association at their 2001 Awards Banquet. He also won the Philadelphia Sportswriters "Good Guy" Award in 1982-83, giving him the first clean sweep of PSA honors (Athlete of the Year in 1974 and Most Courageous Athlete in 1980).

Clarke was born on August 13, 1949, in Flin Flon, Manitoba. He and his wife, Sandy, have four children – sons Wade and Luke and daughters Jody and Jakki. They also have eight grandchildren.



PAUL HOLMGREN

SENIOR ADVISOR

Paul Holmgren was named a Senior Advisor on July 11, 2019. Over the course of 48 years with the Flyers, he is the only individual in the franchise's history to serve the organization as a player (1975-1984), assistant coach (1985-88), head coach (1988-92), general manager (2006-14) and president (2014-19). Holmgren also spent time as the team's director of pro scouting from 1995 to 1999 and assistant general manager from 1999 to 2006.

In addition to his four decades of service to the Flyers, Holmgren has been widely involved with USA Hockey since the 1970s and was the 2014 recipient of the Lester Patrick Trophy for his contributions to hockey in the United States. He has also been inducted into the U.S. Hockey Hall of Fame as part of the Class of 2021 and the Flyers Hall of Fame Class of 2021.

Holmgren's journey with the Flyers began when the team drafted him from the University of Minnesota in the sixth round of the 1975 NHL Amateur Draft. He made his NHL debut on March 25, 1975 at the Spectrum vs. the New York Rangers, the first of 500 games he played for the Flyers through 1984. His Flyers totals include (138 goals-171 assists=309 points), as well as 1,600 penalty minutes, which are the second-most in franchise history. He helped the Flyers to the Stanley Cup Final in 1976 and was part of the club's historic 35-game undefeated streak and Stanley Cup Final appearance during the 1979-80 season.

Holmgren was traded to the Minnesota North Stars on February 23, 1984. Following his retirement as a player after the 1984-85 season, Holmgren returned to the Flyers as an assistant coach to Mike Keenan, a role he held for three seasons. He was then named head coach of the Flyers on June 1, 1988, becoming the first former Flyer to be named head coach of the team. Over four seasons as head coach, Holmgren compiled a record of 107-126-31.

Holmgren spent parts of four seasons (1992-93 through 1995-96) with the Hartford Whalers organization. He was named head coach of the Whalers on June 15, 1992 and added the general manager's duties prior to the 1993-94 season. He stepped down as head coach 17 games into the 1993-94 season to concentrate on his GM duties, but was re-appointed to the position on June 28, 1994 when Jim Rutherford was named the club's general manager. He compiled a record of 59-93-14 as Hartford's head coach.

On November 6, 1995, Holmgren re-joined the Flyers as a scout and was named the team's director of pro scouting on December 30, 1995 when Bill Barber became the head coach of the Hershey Bears. Holmgren was named the director of player personnel on August 6, 1997 and was promoted to assistant general manager on June 14, 1999, a position he held for the next seven seasons before becoming the team's interim general manager on October 22, 2006. He was named to the position on a permanent basis on November 11 of that year.

Holmgren led the franchise through a record-setting turnaround following the 2006-07 season and then guided the Flyers through one of the most successful stretches in franchise history, with five consecutive playoff appearances from 2008-12 and seven playoff series wins during that time. The run began with a return to the Eastern Conference Finals in 2008. Then in 2010, after qualifying for the playoffs on the last day of the season, the Flyers went on to dispatch New Jersey (ECQF, 4-1), Boston (ECSF, 4-3), and Montreal (ECF, 4-1) to reach the Final against the Chicago Blackhawks.

The Flyers followed up that Finals run with a 47-win season and a division title in 2010-11, and again posted a 47-win season in 2011-12 after Holmgren dramatically reshaped the team's roster during the offseason. Those two seasons marked the franchise's most wins in a two-season period since 1985-87. The Flyers were the only team in the NHL to reach the second round of the playoffs (or further) in each of the three seasons from 2009-10 to 2011-12.

Over eight seasons as general manager, Holmgren's teams posted an overall record of 307-234-73 (.559) and made six playoff appearances. He was promoted to team president on May 7, 2014 and served five seasons in the role, overseeing both the business and hockey operations of the franchise.

Internationally, Holmgren has represented the United States as a player, coach and front-office member in several capacities. During the 1973-74 season, Holmgren was a member of Team USA for the event that later became the IIHF Under-20 World Junior Championships, and he also played for Team USA in the 1981 Canada Cup. Off the ice, he most recently served as the assistant general manager for Team USA at the 2016 World Cup of Hockey and was a member of the U.S. Men's National Team Advisory Group from 2009 to 2014. Holmgren also was the assistant general manager of the 2006 U.S. Olympic Men's Ice Hockey Team and the general manager for the 2006 U.S. National Team at the IIHF World Championships and served as an assistant coach for Team USA at the 1998 Winter Olympic Games and at the 1996 World Cup of Hockey Tournament.

Paul and his wife, Doreen, reside in Yardley, Pennsylvania. He has four children: Jason, Kirsten, Wes, and Greta, and nine grandchildren: Hannah, Noah, Mackenzie, Luke, Nora, Cameron, Brayden, Ryan and Emma. Holmgren was born on Dec. 2, 1955.



HOCKEY OPERATIONS



BILL BARBER

SENIOR ADVISOR

Bill Barber is in his 46th season as a member of the Flyers organization. A native of Callander, Ontario, Barber was drafted by the Flyers in 1972 and went on to play 12 seasons for the club, winning the Stanley Cup in both 1974 and 1975. He is the franchise's all-time goal-scoring leader with 420 over 903 career games from 1972-84. Barber also ranks second in franchise history in games played and in overall points (883). Barber, Bobby Clarke and Reggie Leach formed the "LCB Line," one of the best-known lines in Flyers history, during the 1975 Cup run and throughout the latter half of the 1970s. Barber was also the captain of the Flyers during the 1981-82 and 1982-83 seasons while

Clarke served as a player-assistant coach; he returned those duties to Clarke once that arrangement ended.

Upon his retirement as a player following the 1983-84 season, Barber was named head coach of the Hershey Bears, then the Flyers' American Hockey League affiliate, and then become an assistant coach of the Flyers in 1985. After three seasons in that role, Barber moved into pro scouting for the organization for the next eight seasons. When the Flyers purchased an American Hockey League franchise in 1996, Barber became the head coach of the new Philadelphia Phantoms, and led them to a Calder Cup championship in 1997.

Barber returned to the Flyers bench as an assistant coach in the summer of 2000, but was promoted to head coach on December 11, 2000. He went on to win the Jack Adams Award as the NHL Coach of the Year after leading the Flyers to a 31-16-7 record over the rest of the season. He served as the head coach through the end of the 2001-02 season.

Barber spent the next six seasons with the Tampa Bay Lightning organization as director of player personnel, winning a Stanley Cup there in 2004. He returned to the Flyers organization as a scouting consultant in 2008.

Barber is a member of both the Hockey Hall of Fame and the Flyers Hall of Fame. His No. 7 is one of only six numbers retired by the franchise in its history.



DEAN LOMBARDI

SENIOR ADVISOR

Dean Lombardi is in his seventh season as a senior advisor in the Flyers' front office. Lombardi has over 30 years of experience as an NHL executive, most recently with the Los Angeles Kings, where he was President & General Manager from 2006-2017. Lombardi presided over the most successful stretch in the team's history, assembling a roster that won the franchise's first Stanley Cup in 2012 and repeated the feat in 2014.

Lombardi took over a Kings franchise that amassed 42 wins and 89 points in 2005-06, but had not been to the playoffs since 2002. He set to work reconstructing the roster, and his efforts began to pay off when the Kings went 46-27-9 for 101 points and returned to the Stanley Cup Playoffs. A 98-point season followed in 2010-11. After making several key additions to the roster and making an in-season coaching change, the 2011-12 Kings gathered 95 points to make the playoffs as the eighth seed in the Western Conference. They beat the Presidents' Trophy-winning Vancouver Canucks in five games in the first round, and then went on to sweep the second-ranked St. Louis Blues in the second round before dispatching the third-seeded Phoenix Coyotes in five games in the Western Conference Final. The Kings then beat the New Jersey Devils 4 games to 2 in the Stanley Cup Final.

Lombardi was an original member of the San Jose Sharks front office and spent seven seasons (1996-03) as the general manager of the club. During his tenure as GM, San Jose reached the playoffs five times and won the Pacific Division in 2002 with a 99-point season. In between his general manager appointments, Lombardi worked for the Flyers as a pro scout covering the Western Conference from 2003-06.

Lombardi also has done extensive work with USA Hockey, including serving as general manager for the 2016 World Cup of Hockey. He was named to the USMNT advisory group in 2009.

A native of Ludlow, Massachusetts, Lombardi graduated from the University of New Haven in 1982 and Tulane Law School in 1985. He worked as a player agent before moving into management with the Minnesota North Stars in 1988.



BOB MURRAY

SENIOR ADVISOR

Bob Murray is in his second season with the Flyers and 49th season in the National Hockey League. Prior to joining the Flyers, Murray worked as a Professional Scout with the Calgary Flames after being hired in Feb. 2022. He served 13 years as the Executive Vice President and General Manager of the Anaheim Ducks before resigning in Nov. 2021. He won the NHL General Manager of the Year award in 2013-14 and has been named a finalist for the honor three times. He also served as an Assistant General Manager for Team Canada during the 2016 World Cup of Hockey. Named to the position on Nov. 12, 2008, Murray was the third-longest tenured General Manager in the NHL, behind only David Poile (1997) and Doug Wilson (2003).

On Jan. 6, 2019 vs. Edmonton, Murray became the fifth person in the NHL history to both play and manage 1,000 career regular season NHL games. He joined Bobby Clarke, Bob Gainey, Bob Pulford, and Doug Wilson in the 1,000/1,000 club. Murray has now managed 1,110 NHL games (992 with Anaheim, 188 with Chicago) and played in 1,008 NHL contests (all with Chicago).

Prior to joining the Ducks in July 2005, Murray worked as a professional scout with the Vancouver Canucks from 1999-2005. Murray's scouting expertise helped to build teams that recorded 100+ point season two years in a row (2002-03 and 2003-04) and advanced to the Stanley Cup Playoffs four seasons in a row (2001-04). Before his stint in Vancouver, he served as a Scouting Consultant for Anaheim during the 1998-99 season.

Murray was a member of the Chicago Blackhawks organization for 25 years, serving as General Manager from 1997-99. He was named the sixth General Manager in team history on Jul. 3, 1997. He was promoted to the post after as Assistant General Manager under Bob Pulford for two seasons. Before joining upper-management, Murray was named the Director of Player Personnel in 1991 and was largely responsible for the club's NHL Entry Draft selections over eight seasons.

Drafted by the Blackhawks in 1974, Murray spent his entire 1,008-game, 15-year career in a Chicago uniform. He became just the fourth player in Blackhawks history to reach the 1,000-game plateau in 1989-90. In addition, he became the first defenseman in club history to appear in 100 post-season contests, reaching the mark during the 1990 Stanley Cup Playoffs. In all, Murray scored 514 points (132-382=514) and currently ranks third in all-time points among Blackhawks defensemen (17th overall in club history). He was named to both the 1981 and 1983 NHL All-Star Games. Murray retired following the conclusion of the 1989-90 season. Murray remained with the Blackhawks organization as a Professional scout following his retirement in 1990.



BRYAN HARDENBERGH


VICE PRESIDENT, PLAYER ENGAGEMENT & TEAM SERVICES

Bryan Hardenbergh enters his 11th season with the team's team services and his 24th season in the Flyers organization.

Hardenbergh worked solely in team services since the 2014-15 season. Prior to that, he worked as a combination of Director of Team Services and a Scouting Coordinator. Hardenbergh was hired as the Scouting Coordinator in July 2000 and spent 14 seasons/drafts in the position. Before being hired full-time, he spent the

1998-99 season as a Public Relations intern.

Hardenbergh graduated from Elon University in 1998. He grew up in Voorhees, NJ and attended Eastern High School. Bryan and his wife, Carolyn, have two sons: James and Henry.



KEVIN BRAEUNLE

MANAGER, TEAM OPERATIONS

Kevin Braeunle enters his second season with the Philadelphia Flyers. Prior to joining the Flyers, Braeunle was named the 12th recipient of the Brendan Burke internship with USA Hockey for the 2022-23 season. While in that position, he worked with the National Team Development Program, U.S. national teams, international events and player development camps.

Previously, Braeunle served as the director of hockey operations for the Bemidji State University women's ice hockey team during the 2021-22 season, where he was responsible for pre-scouting opponents and coding live games. Additionally, Braeunle was on staff as an assistant coach for the University of Pennsylvania men's ice hockey team for the 2021-22 campaign.

The Lansdale, Pa native served as the hockey operations manager for Team USA, helping guide them to a 2023 gold medal winning U18 World Championships in Switzerland.



TOM MINTON

DIRECTOR OF HOCKEY OPERATIONS

Tom Minton is in his sixth season with the Philadelphia Flyers, fourth as Director of Hockey Operations after being promoted to the role in 2022. He joined the Flyers in September of 2019 as Director of Hockey Information & Video, and he assists the club with Collective Bargaining Agreement and salary cap compliance, player contract research and negotiation, as well as amateur and professional scouting.

Prior to joining the Flyers, he spent five seasons in the hockey operations department in various positions with the Minnesota Wild. Minton was named the fourth recipient of USA Hockey's Brendan Burke hockey operations internship, spending one year in that role (2013-14) and one year with the organization as a scout (2014-15) before joining the Wild in March of 2015.

A native of Pipersville, Pa., Minton attended St. Joseph's University while serving as a hockey operations intern for Snider Hockey (2010) and working as a volunteer assistant coach with the hockey programs at Neumann University (2012-13) and the University of Pennsylvania (2011-12).

He and his wife, Emily, reside in Cherry Hill with their two daughters, Vivienne and Molly.



RILEY ARMSTRONG

DIRECTOR, PLAYER DEVELOPMENT

Riley Armstrong enters his fourth season with the Flyers, seventh with Comcast Spectacor. As Director of Player Development, he is responsible for developing Flyers prospects and helping all the young players grow into the professional game as they develop in the AHL with Lehigh Valley.

He previously served as an assistant coach for the Phantoms for the last two seasons (2021-23). The former winger joined Comcast Spectacor for the 2018-19 season as the first head coach for the Maine Mariners of the ECHL. He was then promoted to assistant general manager, working alongside Briere, for the 2019-20 season.

Prior to joining the Flyers, Armstrong served as an assistant coach for the Wheeling Nailers (ECHL) for two seasons (2016-18). The native of Saskatoon, Saskatchewan, skated in 12 seasons (2004-16) of professional hockey including 404 career games in the AHL with Cleveland, Worcester, Abbotsford, Grand Rapids, Birmingham and Hamilton. He also played in two games with the San Jose Sharks and made his NHL debut on Nov. 29, 2008 at Arizona.



HOCKEY OPERATIONS



NICK SCHULTZ

ASSISTANT DIRECTOR, PLAYER DEVELOPMENT

Nick Schultz enters his sixth season with Philadelphia, second as Assistant Director of Player Development after being named to the role on June 2, 2023. In this role, he will work directly with Riley Armstrong, and assist in developing Flyers prospects and helping the young players grow into the professional game. He previously served as the club's Player Development Coach for the last four seasons (2019-23).

Schultz recorded 175 points (30-145=175) in 1,069 career NHL games in 15 seasons (2001-17) with Minnesota, Edmonton, Columbus and Philadelphia. The left-shot blueliner skated in his 1,000th NHL game on Jan. 13, 2016 with the Flyers to become the 301st player (103rd defenseman) in NHL history to reach the milestone. The native of Strasbourg, Saskatchewan, also tallied two assists in 32 career Stanley Cup Playoff contests with the Wild, Blue Jackets and Flyers. He was drafted by Minnesota in the second round (33rd overall) of the 2000 NHL Draft and made his NHL debut on Oct. 14, 2001 against Edmonton.


PLAYER DEVELOPMENT STAFF




BRADY ROBINSON
GOALTENDER
DEVELOPMENT



SAMI KAPANEN
EUROPEAN PLAYER
DEVELOPMENT COACH
& SCOUT



SAM MORIN
PLAYER DEVELOPMENT
COACH



CHRIS STEWART
PLAYER DEVELOPMENT
COACH


SCOUTING STAFF



MIKE EASTWOOD
DIRECTOR, PRO
SCOUTING



DAVE BROWN
PRO SCOUT



GREG CHASE
PRO SCOUT



ROSS FITZPATRICK
PRO SCOUT



DANY HEATLEY
PRO SCOUT



DANIEL TREMBLAY
PRO SCOUT



WADE CLARKE
COLLEGE SCOUT



LEN QUESNELLE
COLLEGE SCOUT



KYLE SHERO
AMATEUR SCOUT



GRANT ARMSTRONG
AMATEUR SCOUT



SHANE FUKUSHIMA
AMATEUR SCOUT



MARTIN GENDRON
AMATEUR SCOUT



MARK GREIG
AMATEUR SCOUT



TODD HEARTY
AMATEUR SCOUT



DENNIS PATTERSON
AMATEUR SCOUT



STEVEN STEFANSKI
AMATEUR SCOUT



JOAKIM GRUNDBERG
DIR., EUROPEAN
AMATEUR SCOUTING



KEN HOODIKOFF
EUROPEAN SCOUT



SAMI SANDELL
EUROPEAN SCOUT



JAN SLANSKY
EUROPEAN SCOUT



REID SIMPSON
DIRECTOR, EUROPEAN
PRO SCOUTING



OLEG KNAROK
EUROPEAN SCOUTING
CONSULTANT



HOCKEY OPERATIONS

ANALYTICS STAFF



IAN ANDERSON
DIRECTOR



JACOB HURLBUT
ASSISTANT DIR.



COLE ANDERSON
LEAD DATA SCIENTIST



GAVIN MCCLELLAND
DATA ENGINEER



ELLYSE ROBERT
HOCKEY ANALYST

TEAM PHYSICIANS



GARY DORSCHIMER
M.D.



RAZA AHMAD
M.D.



ROSEMARY KEARNEY
M.D.



GUY LANZI
D.M.D.




JAMES CAREY
M.D.



LIANE MILLER
M.D.



JOHANNES ROEDL
M.D.



JOSHUA GLICK
M.D.

EXECUTIVE ASSISTANTS




JODY CLARKE
EXEC. ASSIST. TO
THE PRESIDENT OF
HOCKEY OPERATIONS



SUSAN PAPANERI
EXEC. ASSIST. TO THE
GENERAL MANAGER

6

TRAVIS
SANHEIM



COACHES & LOCKER ROOM

STAFF



COACHING STAFF



JOHN TORTORELLA

HEAD COACH

John Tortorella was named head coach of the Philadelphia Flyers on June 16, 2022. He brings 25-plus years of NHL coaching experience to the Flyers (1989-2021), including 20 years as the head coach with the New York Rangers (1999-00, 2008-13), the Tampa Bay Lightning (2000-08), the Vancouver Canucks (2013-14) and the Columbus Blue Jackets (2015-21).

Tortorella is 742-612-193 (.542) in 1,547 career games as an NHL head coach. His 742 career wins rank ninth in NHL history and second among U.S.-born coaches. He has led his team to a division title on three occasions (2002-03, 2003-04 & 2011-12) and has a career record of 56-64 in 120 Stanley Cup Playoff games. He also led his team to the Conference Final on two separate occasions (2003-04 and 2011-12). As head coach of the Lightning in 2004, he led the team to their first Stanley Cup in franchise history defeating the Calgary Flames, 4-3.

Tortorella is one of four head coaches in NHL history that has won the NHL Jack Adams Award as Coach of the Year with two teams, Tampa Bay (2003-04) and Columbus (2016-17).

He also served as an assistant coach for the U.S. Olympic Men's Ice Hockey team that earned a silver medal at the 2010 Olympic Winter Games in Vancouver, and as an associate coach for the U.S. Men's National Team at the 2005 IIHF Men's World Championship in Vienna and Innsbruck, Austria.

He and his wife, Christine, are the parents of daughter, Brittany, and son, Dominick. Tortorella and his family support numerous causes through The John and Christine Tortorella Family Foundation. Animal rescue and fundraising for local shelters is a passion for the whole Tortorella family.

COACHING STAFF

TORTORELLA'S HEAD COACHING CAREER

YEAR	TEAM (LEAGUE)	REGULAR SEASON						PLAYOFFS			
		G	W	L	OT	PTS	PCT	G	W	L	PCT
1995-99	Rochester (AHL)	80	37	34	9	83	.519	15	11	4	.867
1996-97	Rochester (AHL)	80	40	30	10	90	.563	10	6	4	.600
1999-00	NEW YORK RANGERS (NHL)	4	0	3	1	1	.125	-	-	-	-
2000-01	TAMPA BAY (NHL)	43	12	27	4	28	.326	-	-	-	-
2001-02	TAMPA BAY (NHL)	82	27	40	15	69	.421	-	-	-	-
2002-03	TAMPA BAY (NHL)	82	36	25	21	93	.567	11	5	6	.455
2003-04	TAMPA BAY (NHL)	82	46	22	14	106	.646	23	16	7	.696
2005-06	TAMPA BAY (NHL)	82	43	33	6	92	.561	5	1	4	.200
2006-07	TAMPA BAY (NHL)	82	44	33	5	93	.567	6	2	4	.333
2007-08	TAMPA BAY (NHL)	82	31	42	9	71	.433	-	-	-	-
2008-09	NEW YORK RANGERS (NHL)	21	12	7	2	26	.619	7	3	4	.429
2009-10	NEW YORK RANGERS (NHL)	82	38	33	11	87	.531	-	-	-	-
2010-11	NEW YORK RANGERS (NHL)	82	44	33	5	93	.567	5	1	4	.200
2011-12	NEW YORK RANGERS (NHL)	82	51	24	7	109	.665	20	10	10	.500
2012-13	NEW YORK RANGERS (NHL)	48	26	18	4	56	.583	12	5	7	.417
2013-14	VANCOUVER (NHL)	82	36	35	11	83	.506	-	-	-	-
2015-16	COLUMBUS (NHL)	75	34	33	8	76	.507	-	-	-	-
2016-17	COLUMBUS (NHL)	82	50	24	8	108	.659	5	1	4	.200
2017-18	COLUMBUS (NHL)	82	45	30	7	97	.592	6	2	4	.333
2018-19	COLUMBUS (NHL)	82	47	31	4	98	.598	10	6	4	.600
2019-20	COLUMBUS (NHL)	70	33	22	15	81	.579	10	4	6	.400
2020-21	COLUMBUS (NHL)	56	18	26	12	48	.429	-	-	-	-
2022-23	PHILADELPHIA (NHL)	82	31	38	13	75	.457	-	-	-	-
2023-24	PHILADELPHIA (NHL)	82	38	33	11	87	.531				
HEAD COACH TOTALS (NHL)		1547	742	612	193	1677	.480	120	56	64	.467
HEAD COACH TOTALS (AHL)		160	77	64	19	173	.541	25	17	8	.680



COACHING STAFF



BRAD SHAW

ASSOCIATE COACH

Brad Shaw enters his third season with the Flyers after joining the Flyers coaching staff in July 2022.

Prior to joining the Flyers Shaw spent the 2021-22 season as an assistant coach with the Vancouver Canucks. He previously served as an assistant for five years with the Columbus Blue Jackets from 2016-17 to 2020-21 where he helped lead the team to a 193-133-46 record in 372 regular season games. Columbus also earned a spot at the Stanley Cup Playoffs in four of five years.

Prior to joining the Blue Jackets, Shaw served as assistant coach for the St. Louis Blues for a total of 10 seasons from 2006-07 to 2011-12 and associate coach from 2012-13 to 2015-16. He was also a part of the coaching staff with the New York Islanders as an assistant for the 2005-06 season and finished the year as the team's head coach with an 18-18-4 record.

He also served as head coach of the Cincinnati Mighty Ducks in the American Hockey League from 2002-03 to 2004-05. Prior to that he was a head coach in the International Hockey League with the Detroit Vipers in 2000-01 and an assistant in the AHL with the Springfield Falcons (2001-02).

Before becoming a coach Shaw played in the National Hockey League as a defenseman with the Hartford Whalers (1985-92), Ottawa Senators (1992-1995), Washington Capitals & St. Louis Blues (1998-99).

Shaw and his wife, Mary, have been married for 36 years. They have three beautiful children, Taylore, Brady and Caroline. As well as an 18-month-old grandson, Jett.



ROCKY THOMPSON

ASSISTANT COACH

Rocky Thompson is in his third season with the Flyers after joining the coaching staff in July 2022.

Prior to joining the Flyers Thompson served as associate coach for the San Jose Sharks. Before San Jose Thompson served as the head coach of the Chicago Wolves of the American Hockey League for three seasons from 2017-20. He compiled a 113-71-29 record in 213 regular season games and a 12-13 mark in the

Calder Cup Playoffs.

Thompson also served as an assistant coach with the Edmonton Oilers for five seasons. He spent four seasons with the club's AHL affiliate from 2010-14 before moving on the following season to the Oilers in 2014-15. He served his first head coaching position with the Windsor Spitfires from 2015-17 in the Ontario Hockey League (Winning the Memorial Cup in 2017).

Before becoming a coach Thompson played 10 seasons of professional hockey, including 25 games in the National Hockey League with the Flames (1997-99) and Florida Panthers (2000-02). Prior to that he played 10 seasons in the AHL with the Saint John Flames (1995-00), Louisville Panthers (1999-01), Hershey Bears (2001-02), San Antonio Rampage (2002-03), Toronto Roadrunners (2003-04), Edmonton Roadrunners (2004-05) and Peoria Rivermen (2005-07).



DARRYL WILLIAMS

ASSISTANT COACH

Darryl Williams is in his fourth season with the Flyers after joining the coaching staff on July 19, 2021.

A native of Labrador City, Newfoundland, Williams came to the Flyers after serving as an assistant coach for the ECHL's Newfoundland Growlers since January of 2019. Prior to that, he spent 10 seasons as an assistant coach in the National Hockey League, nine of which came on Alain Vigneault's staffs in New York and Vancouver.

Williams was an assistant with the Canucks for six seasons from 2009-08 to 2013-14 and worked with Vigneault for five of those seasons, including the team's run to the Stanley Cup Final in 2011. He then joined Vigneault with the Rangers in 2014 and served as an assistant for four seasons through the end of the 2017-18 campaign.

Before joining the Canucks, Williams coached in various capacities at several different levels of hockey. He was an associate coach of the St. John's Fog Devils of the Quebec Major Junior Hockey League (QMJHL) from 2005-06 to 2007-08 and an assistant coach with the Cincinnati Mighty Ducks in 2002-03 and 2003-04. Williams was also the head coach of the Long Beach Ice Dogs in the West Coast Hockey League (WCHL) in 2000-01 and 2001-02, and the Kansas City Outlaws of the United Hockey League (UHL) in 2004-05.

Williams joined the coaching ranks after 11 seasons of professional hockey, which included two games in the NHL with the Los Angeles Kings in 1992-93. He spent time in the AHL and International Hockey League (IHL) where he registered 283 points with 126 goals and 157 assists in 676 career games.



KIM DILLABAUGH

GOALTENDING COACH

Kim Dillabaugh is in his tenth season with the Flyers organization. He was named the Flyers goaltending coach on July 3, 2015.

Dillabaugh came to the Flyers from the Los Angeles Kings, where he spent eight seasons working in a goaltender development role for the club. In his time with the Kings, Dillabaugh contributed to the development of 2012 Conn Smythe winner Jonathan Quick, Jonathan Bernier, and Martin Jones, while also working with goaltenders at the club's American Hockey League affiliate, the Manchester Monarchs, and prospects playing elsewhere at the professional and amateur level. During Dillabaugh's tenure with the Kings organization, Los Angeles won two Stanley Cups (2012 & 2014) and made the Conference Finals one other time, while Manchester won one Calder Cup (2015) and reached the Eastern Conference Finals two other times.

Dillabaugh played three seasons in the Western Hockey League (WHL) with the Kelowna Rockets and the Calgary Hitmen from 1994-97. He went into coaching upon concluding his junior career, first with the Goaltender Development Institute (GDI) as an assistant to GDI president Ian Clark. In 2004, Dillabaugh became a goaltending & assistant coach with Kelowna and helped the team win a Memorial Cup that season behind Memorial Cup MVP & Outstanding Goalie Kelly Guard. Over the next ten seasons, Dillabaugh helped the Rockets win two WHL Championships (2005 & 2009) before stepping down in 2014 to join the Kings on a full-time basis.

Internationally, Dillabaugh has served as the goalie coach for Hockey Canada's Men's Under 18 Team (2004 & 2006 Junior World Cup) and was a part of Hockey Canada's Program of Excellence (POE) Goaltending Camp for four years. In 2019, he earned a silver medal with Team Canada at the 2019 IIHF World Championship in Slovakia.

Kim and his wife Bonnie have a daughter, Ellie and a son, Westin.



COACHING STAFF



ANGELO RICCI

ASSISTANT COACH, SKILLS COACH

Angelo Ricci enters his sixth season with the Flyers after joining the staff before the 2019-20 season.

Prior to joining the Flyers, Ricci was the skills consultant with the Buffalo Sabres from 2014-2018. He is a Master Level 5 Coach with USA Hockey. He was the Head Skills Instructor at the NHL Fantasy Skills Camp during the NHL All-Star Games in Denver in 2001 and Los Angeles in 2002.

Ricci was the Executive Director of the Colorado Thunder Tier 1 Hockey Association. He coached at the Tier 1 level for 16 seasons, over 1000 games with a winning record of 803-192-53. As a head coach, he has won 14 state championships, 7 district championships, and made 8 national tournament appearances including being the first Colorado Tier 1 team to win the Nationals in 2009-2010. He also has four Tier 1 Eliter League Championship and 28 tournament championship wins.

Ricci is also the co-founder of the Ricci Hockey Consulting, where they have over 30 years of experience and worked with numerous NHL, professional and elite players. He spent two years playing professional hockey in the ECHL, Italy A - Val Gardena and WPHL. A graduate of the University of Denver, Ricci is the 12th all-time leading scorer in school history. He won two Clark Cup Championships with the Omaha Lancers in 1989-90 and 1990-91 and is currently the All-Time leading scorer.



ADAM PATTERSON

ASSISTANT COACH, HEAD VIDEO COACH

Adam Patterson enters his 16th season as video coach and his 23rd overall year with the Flyers organization. He handles all aspects of video used by the coaches and players and is involved in pre-scouting upcoming opponents.

Patterson was promoted to his current position in 2009 after serving six years as the Flyers video coordinator. He spent the 2002-03 and 2004-05 seasons in the same capacity for the Philadelphia Phantoms, winning a Calder Cup with the team

in 2005.

A native of Peterborough, Ontario, Patterson graduated from Eastern Michigan University with a degree in communications and video production while captaining the school's ice hockey team for his final three years. He was a four-time CSCHL All-Star and three-time Division 1 All-American. Prior to that Patterson played junior hockey in Stratford, Ontario and in Detroit for the Compuware Ambassadors. He is the son of former Flyer and current team scout Dennis Patterson.

Patterson and his wife, Amy, reside in Barrington, NJ with their three children – son, Colin, and daughters, Mackenzie and Mya.



VINCENT YULA

ASSISTANT VIDEO COACH

Vincent Yula enters his sixth season as Assistant Video Coach. He moved into the role in an official capacity in 2019 after spending six seasons assisting the coaching staff with video operations on a part-time basis.

Prior to moving to the hockey operations side, Yula spent 13 years with Comcast Spectacor's information technology department. He joined the company in 2006 after graduating from Rowan University with a degree in Computer and Information Science.



MEDICAL & TRAINING STAFF



IAN McKEOWN

VICE PRESIDENT, ATHLETE PERFORMANCE & WELLNESS


Ian McKeown enters his third season with the Flyers. He was named Vice President of Athlete Performance & Wellness on Aug. 24, 2022.

McKeown is a widely-respected practitioner of high-performance training and wellness, and he joins the Flyers after spending the previous nine seasons with Port Adelaide FC of the Australian Rules Football League (AFL) where he was the Head of High Performance for the team.

Previous to his role with the Flyers, the Northern Irishman spent the last 13 years living and working in Australia. Where he also earned a Ph.D. in Strength and Conditioning from the Australian Institute of Sport. At Port Adelaide, McKeown designed and implemented an organization-wide commitment to strategic training and wellness consisting of a team of sports science, sports medicine, and strength and conditioning professionals in direct collaboration with players and coaches. He has also consulted for world-class sports organizations, which included professional teams in the United States and top-level rugby clubs around the world.

He was selected by the Flyers after a wide-ranging, global search for a leader with a proven record of establishing and maintaining a modern, holistic performance and wellness program for world-class athletes. McKeown's experience in high-performance sport, coupled with his academic and scientific nous allows him to explore and understand all tenets required for elite performance. He is a world-renowned leader in establishing best performance practices in a variety of environments, all of which are underpinned by leading-edge science, novel training methods, and a creative and challenging management style.

McKeown enjoys exploring the lifestyle that South Jersey has to offer with his wife, Kristie, and their son, Jack.



THOMAS ALVA

HEAD ATHLETIC TRAINER

Thomas Alva enters his third season with the Flyers and 21st season with the National Hockey League. Alva was named Head Athletic Trainer to the Flyers on Sept. 21, 2022.

Alva spent last 11 seasons as Assistant Athletic Trainer with the Florida Panthers (2011-22). Prior to joining the Panthers, he served as Head Athletic Trainer with the Atlanta Thrashers for three seasons (2008-11) and for a season with the Norfolk Admirals (2007-08) of the American Hockey League (AHL).

Alva began his NHL career with the Dallas Stars as the team's Assistant Athletic Trainer for four seasons (2003-07). Prior to the NHL, Alva spent a season as the Head Athletic Trainer for the Barcelona Dragons of NFL Europe (2000) and Head Athletic Trainer for the Dallas Burn of Major League Soccer (1996-1999).

He earned his Bachelor of Science in Education in 1992 and his Master of Science in Education in 1993, both from Henderson State University.

Alva is a Certified Athletic Trainer through the National Athletic Trainers Association, a Licensed Athletic Trainer in the states of Texas, Florida, Pennsylvania, New Jersey and is a Certified Corrective Exercise Specialist through the National Academy of Sports Medicine.



ALEX AMBROSE

ASSISTANT ATHLETIC TRAINER

Alex Ambrose enters his second season with the Flyers as assistant athletic trainer. Prior to joining the Flyers, Ambrose spent seven seasons as the head athletic trainer for the affiliate of the Florida Panthers with the Springfield Thunderbirds and Charlotte Checkers from 2016-2023. As assistant athletic trainer, he is responsible for the day-to-day operations, along with the assessment, treatment and rehabilitation of the athlete.

Before professional hockey, Ambrose served as an athletic trainer at the United States Military Academy at West Point, covering men's ice hockey, football, and lacrosse. He was a graduate assistant at St. John's University. A native of South Florida, Ambrose received his bachelor's degree at the Florida State University.



JOE MELE

ASSISTANT ATHLETIC TRAINER

Joe Mele enters his fourth year as Assistant Athletic Trainer for the Flyers. In his role as assistant athletic trainer, Joe is responsible for assisting in the day-to-day care of the team as well as maintaining the training room facilities.

Prior to working with the Philadelphia Flyers, Joe served as an assistant athletic trainer with the Villanova University football team and completed two seasonal internships with both the Philadelphia Eagles and Baltimore Ravens. He also served as head athletic trainer of the Lehigh Valley Phantoms during the 2014-2015 and 2015-16 seasons. Joe completed his Bachelor's degree in athletic training at Temple University and later completed a Master's degree in Exercise Science with a rehabilitation focus through PennWest California. He currently lives in Cherry Hill, NJ and enjoys being outdoors in his free time.



JONATHAN KIRSCH
PHYSICAL THERAPIST



MELISSA RUCKER
MASSAGE THERAPIST



MEDICAL & TRAINING STAFF



DAN WARNKE

HEAD STRENGTH & CONDITIONING COACH

Dan Warnke enters his sixth season as the Head Strength & Conditioning Coach for the Philadelphia Flyers. Dan's primary responsibility lies in overseeing the training and performance enhancement strategies tailored to each individual athlete, aiming to optimize their performance and readiness. In June 2019, he was appointed as the team's Assistant Strength and Conditioning coach, following a three-season stint as the Head Strength and Conditioning Coach for the Flyers' American Hockey League affiliate, the Lehigh Valley Phantoms.

Before joining the Flyers, Warnke served as the Assistant Director of Strength and Conditioning at the University of Minnesota. During his time with the Gophers, Dan was tasked with supervising multiple teams, ensuring effective training and recovery methodologies were applied to maximize performance levels for each competition. Prior to his role at Minnesota, he gained experience as an intern coach with the Gophers Olympic Strength and Conditioning staff.

Dan holds his certification from the National Strength and Conditioning Association (NSCA). He obtained his Master of Science degree from California University of Pennsylvania and earned his Bachelor's Degree in Exercise Science from the University of Wisconsin Superior.



DeRICK O'CONNELL

RECONDITIONING COORDINATOR & ASSISTANT PERFORMANCE COACH

DeRick O'Connell enters his fourth season with the Flyers after being named to the position on Aug. 2, 2021.

O'Connell, an accomplished author, has served in many leadership roles as a Regional Director of Sports Performance, Head Strength Coach, Sport Scientist and Senior Strength Coach in collegiate, private and corporate settings. He has worked with athletes on over 35 professional teams and 60 Division 1 teams.

He was a contributing member of the Medical Advisory Board in a joint venture between Hackensack University Medical Center and the New York Giants. He was also previously the Performance Manager for Team Gomez, a professional fight team, and Director of Sports Performance at Breck School. DeRick has made multiple stops with the Strength and Conditioning Department at the University of Minnesota, spending over 5 1/2 years serving as a sports scientist and strength coach with the Men's and Women's Gopher Hockey programs.



RICK BRONWELL

HEAD EQUIPMENT MANAGER

Rick Bronwell enters his fourth season with the Flyers. Bronwell was named head equipment manager on Aug. 16, 2021.

Bronwell came to the Flyers from the Minnesota Wild, where he served as an assistant equipment manager since 2010. He also has worked for the San Jose Sharks and previously held equipment manager roles in the American Hockey League and the ECHL, including with the Atlantic City Boardwalk Bullies. He brings more than 2,000 professional games of experience to the organization.

Bronwell has two daughters, Ashleigh, who attends Rowan University, and Addi, a freshman at Penn State.



JOHN PETERS

ASSISTANT EQUIPMENT MANAGER

John Peters enters his third season as Assistant Equipment Manager for the Philadelphia Flyers after joining the staff before the 2022-23 season.

Peters previously worked as an assistant equipment manager for the San Jose Sharks, and the San Jose Barracuda, the Sharks AHL affiliate. Peters was also the assistant equipment manager with Arizona State University when the team played in the NCAA and head equipment manager when the team played in the American Collegiate Hockey Association (ACHA).



EQUIPMENT STAFF



ALAN OMAN

ASSISTANT EQUIPMENT MANAGER

Alan Oman enters his second season with the Flyers organization.

Prior to coming to the Flyers, Oman had been the head equipment manager with Bakersfield Condors (2015-2023), the American Hockey League affiliate of the Edmonton Oilers. His previous stops included Oklahoma City Barons (AHL) as the assistant equipment manager (2012-2015) and Rio Grande Valley Killer Bees of the Central Hockey League as the head equipment manager (2011-2012).

Oman and his wife, Anne, have three daughters, Alianna, Amela and Adalynn and two dogs, Ruger and Zelda.

ASSISTANT EQUIPMENT MANAGERS



MIKE CRAYTOR



MIKE LEFCZIK



ANTHONY ORATORIO

39

MATVEI
MICHKOV



2024-25 TEAM
ROSTER



10

**BOBBY
BRINK**

RIGHT WING

SHOOTS: RIGHT

HT: 5-9 • WT: 170

BORN: 7/9/2001

MINNETONKA, MN



2023-24 HIGHLIGHTS

- Scored second game-winning-goal at New York Rangers (4/11)
- Tallied season-high four hits two times: vs. Boston (3/23); at Buffalo (4/5)
- Netted goals in back-to-back games for first time in career (2/27 - 3/1)
- Tallied three points (1g-2a=3p) in career-high three game point streak, (12/19 -12/28)
- Registered first career game-deciding-goal vs. Washington (12/14)
- Recorded back-to-back multi-point games for first time in career, (2g-2a=4p) (10/26 -10/28)
- Netted first career NHL goals (2g) vs. Minnesota (10/26); his first NHL goal marked the first time in team history a Flyer scored his first goal as a power-play game-winning-goal
- Logged career-high 19:18 time-on-ice at Vegas

CAREER

2022-23:

- Missed 31 games due to injury.
- Finished the season on a career-high six-game point streak (2g, 4a).
- Scored a career-high two goals vs. Wilkes-Barre/Scranton (3/31/23).
- Scored first AHL goal at Rochester (1/6/23).

2021-22:

- Made NHL debut and tallied first NHL point (assist) at Washington (4/12/22).
- Signed a three-year ELC with PHI on (4/10/22).
- Named to the AHCA First-Team All-American (West), a Hobey Baker Hat Trick finalist, the NCHC Player of the Year and the NCHC Forward of the Year.
- Named to the NCHC All-Conference First Team and the NCHC Academic All-Conference Team.
- Honored as a NCHC Distinguished Scholar-Athlete.
- Awarded DU's Dallas Gaume Offensive Player Award.
- Won the NCAA National Championship with Denver University.
- Led the nation in assists and points and just the second player for Denver to finish first in the country in scoring and the first since 1981-82.
- Was the first player in the NCAA to reach the 50-point threshold.
- Posted a career-high 14-game point streak (7g-20a) from (12/31/21-2/25/22), including a career-high five-point game vs. St. Cloud State (2/4/22).

2020-21:

- Named to the NCHC Academic All-Conference Team and NCHC Distinguished Scholar-Athlete.
- Ranked T-5th on the team in assists and T-6th in points.

2019-20:

- Finished second in NCHC rookie scoring.
- Named to the NCHC Academic All-Conference Team and NCHC All-Rookie Team.
- Awarded Denver's Barry Sharp Award as the Freshman of the Year.
- Ranked third on the team in goals and PPG (6) and sixth in assists and points.
- Named NCHC Rookie of the Month for January.
- Collected a career-high six-game point streak (3g, 4a), (1/18-2/12/20).
- Named NCHC Rookie of the Week (12/16/19).
- Represented Team USA at the 2020 IIHF World Junior Championship and tallied two points (1g, 1a) in five games.
- Posted a career-high two goals and three points vs. Western Michigan (11/23/19).
- Named the NCHC Rookie of the Month for October.
- Named the NCHC Rookie of the Week (10/14/19).
- Scored first collegiate goal in debut at Alaska Fairbanks (10/5/19).

CAREER TRANSACTIONS

- Selected in the second round (34th overall) of the 2019 NHL Draft
- Signed through 2025-26, becomes restricted free agent 2026-27

PERSONAL

- Dog, Kaner.
- If he could live in a sitcom, it would be "The Office."
- His Favorite Flyers Memory was his NHL debut against Washington.
- His go-to karaoke song would be any country song.

VS. NHL

TEAM	GP	G	A	PTS	PIM	TEAM	GP	G	A	PTS	PIM	TEAM	GP	G	A	PTS	PIM
ANA	2	0	2	2	2	EDM	2	0	1	1	0	PIT	4	0	0	0	0
ARI	1	0	0	0	0	FLA	1	1	0	1	2	SEA	2	0	0	0	0
BOS	1	0	0	0	0	LAK	1	0	0	0	0	SJS	1	0	0	0	0
BUF	5	1	2	3	0	MIN	1	2	0	2	0	STL	2	0	0	0	0
CAR	2	1	0	1	0	MTL	4	0	2	2	0	TBL	1	1	0	1	0
CGY	3	0	1	1	2	NJD	2	0	1	1	0	TOR	3	0	0	0	2
CHI	2	0	0	0	0	NSH	3	0	1	1	0	VAN	2	0	1	1	0
CBJ	1	0	2	2	0	NYI	1	0	1	1	0	VGK	1	0	0	0	0
COL	4	1	0	1	2	NYR	4	1	0	1	0	WSH	4	2	1	3	0
DAL	1	0	1	1	0	OTT	2	0	0	0	0	WPG	2	0	0	0	0
DET	2	1	0	1	0	PHI	-	-	-	-	-						

PROFESSIONAL CAREER

SEASON	TEAM	LEAGUE	GP	G	A	PTS	PIM	PP	SH	GW	S	S%	+/-	TF	F%	MIN
2021-22	Philadelphia	NHL	10	0	4	4	0	0	0	0	18	0	-5	4	75	15:27
2022-23	Lehigh Valley	AHL	41	12	16	28	15	-	-	-	-	-	-	-	-	-
2023-24	Philadelphia	NHL	57	11	12	23	10	3	0	2	81	13.6	1	7	57.1	13:48
	Lehigh Valley	AHL	13	7	6	13	2	-	-	-	-	-	-	-	-	-
PHILADELPHIA/NHL TOTALS			67	11	16	27	10	3	0	2	99	11.1	-4	11	63.6	14:02

PROFESSIONAL PLAYOFF CAREER

SEASON	TEAM	LEAGUE	GP	G	A	PTS	PIM	PP	SH	GW	S	S%	+/-	TF	F%	MIN
PHILADELPHIA/NHL TOTALS																

CAREER HIGHLIGHTS

	FLYERS	CAREER
Most Goals (Game)	2 (10/26/23 vs MIN)	2 (10/26/23 vs MIN)
Most Assists (Game)	2 (3 Times)	2 (3 Times)
Most Points (Game)	2 (5 Times)	2 (5 Times)
Most Goals (Season)	11 (2023-24)	11 (2023-24)
Most Assists (Season)	12 (2023-24)	12 (2023-24)
Most Points (Season)	23 (2023-24)	23 (2023-24)
Longest Goal-Scoring Streak	2 Games (2/27-3/1/24)	2 Games (2/27-3/1/24)
Longest Assist-Scoring Streak	2 Games (10/19-10/21/24)	2 Games (10/19-10/21/24)
Longest Point-Scoring Streak	3 Games (12/21-12/28/23)	3 Games (12/21-12/28/23)



27

**NOAH
CATES**

LEFT WING

SHOOTS: LEFT

HT: 6-2 • WT: 199

BORN: 2/5/1999

STILLWATER, MN



2023-24 HIGHLIGHTS

- Set career-high five game point streak (3g-2a=5p), 4/1-4/11
- Tied season-high five shots at Buffalo (4/5)
- Tallied two shots in return to lineup at St. Louis (1/15)
- Missed 22 games due to a lower body injury (11/28-1/13)
- Tied career-high 11 faceoff wins vs. Buffalo (11/1)
- Logged two assists at Dallas (10/21)
- Skated in 100th NHL game at Ottawa (10/14)

CAREER

2022-23:

Led NHL rookies in GWG, T-1st in games played, sixth in scoring and seventh in assists.

Was only one of three NHL rookies to score a SHG.

His GWG ranked T-6th in Flyers history for most GWG by a rookie in a season.

Posted career-high four-game point streak (1-5=6) (3/18-3/25/23).

Scored a goal in back-to-back games (1/26-1/28/23).

2021-22:

- Scored first NHL goal vs. CBJ (4/5/22).
- Made NHL debut at MIN (3/29/22).
- Netted first career GWG vs. PIT (4/24/22).
- Scored a goal in back-to-back games (4/5-4/7/22).

2020-21:

- Named to second team All-National Collegiate Hockey Conference.
- Recorded five points (2-3=5) in four-game point streak (12/1-12/8/21).

2019-20:

- Set collegiate career highs in goals, assists and points.
- Named to first team All-National Collegiate Hockey Conference.
- Shortened season due to COVID-19 pandemic.

2018-19:

- Named to All-NCHC Rookie Team.
- Recorded season-high three points (2-1=3) vs. Miami (3/1/19).
- Registered first goal of the season on Oct. 7 vs. Minnesota.

CAREER TRANSACTIONS

- Selected by Philadelphia in the fifth round (137th overall) of the 2017 NHL Draft.
- Signed through 2024-25. Becomes a restricted free agent 2025-26.

PERSONAL

- Wife, Carlie.
- If he could live in a sitcom, it would be "How I Met Your Mother".
- His Favorite Flyers Memory was the 2010 playoff series comeback against Boston.
- His go-to karaoke song would be "One Number Away" by Luke Combs.

VS. NHL

TEAM	GP	G	A	PTS	PIM	TEAM	GP	G	A	PTS	PIM	TEAM	GP	G	A	PTS	PIM
ANA	5	0	3	3	0	EDM	3	1	0	1	0	PIT	5	2	2	4	2
ARI	3	0	0	0	0	FLA	6	1	3	4	0	SEA	4	0	0	0	0
BOS	6	0	1	1	0	LAK	4	1	1	2	0	SJS	3	0	2	2	0
BUF	8	3	3	6	4	MIN	4	1	1	2	2	STL	4	1	1	2	0
CAR	2	0	2	2	0	MTL	5	0	2	2	0	TBL	6	2	1	3	0
CGY	7	1	2	3	0	NJD	2	0	0	0	0	TOR	8	0	1	1	0
CHI	5	1	1	2	0	NSH	6	0	3	3	0	VAN	3	0	0	0	0
CBJ	3	0	1	1	0	NYI	7	1	1	2	0	VGK	4	1	0	1	2
COL	9	3	4	7	0	NYR	9	1	0	1	2	WSH	7	0	0	0	0
DAL	4	0	2	2	0	OTT	7	1	0	1	0	WPG	4	1	3	4	2
DET	4	2	1	3	2	PHI	-	-	-	-	-						

PROFESSIONAL CAREER

SEASON	TEAM	LEAGUE	GP	G	A	PTS	PIM	PP	SH	GW	S	S%	+/-	TF	F%	MIN
2021-22	Philadelphia	NHL	16	5	4	9	4	1	0	1	23	21.7	4	7	0.0	13:15
2022-23	Philadelphia	NHL	82	13	25	38	12	3	1	5	107	12.1	3	1054	39.5	17:46
2023-24	Philadelphia	NHL	59	6	12	18	0	0	0	0	78	7.7	-8	330	44.5	13:47
PHILADELPHIA/NHL TOTALS			157	24	41	65	16	4	1	6	208	11.5	-1	1061	40.5	15:49

PROFESSIONAL PLAYOFF CAREER

SEASON	TEAM	LEAGUE	GP	G	A	PTS	PIM	PP	SH	GW	S	S%	+/-	TF	F%	MIN
PHILADELPHIA/NHL TOTALS																

CAREER HIGHLIGHTS

	FLYERS	CAREER
Most Goals (Game)	2 (4/24/22 vs.. PIT)	2 (4/24/22 vs.. PIT)
Most Assists (Game)	2 (10/21/23 vs DAL)	2 (10/21/23 vs DAL)
Most Points (Game)	3 (4/24/22 vs. PIT)	3 (4/24/22 vs. PIT)
Most Goals (Season)	13 (2022-23)	13 (2022-23)
Most Assists (Season)	25 (2022-23)	25 (2022-23)
Most Points (Season)	38 (2022-23)	38 (2022-23)
Longest Goal-Scoring Streak	2 Games (4/5 - 4/7/22; 1/26 - 1/28/23)	3 Games (4/5 - 4/7/22; 1/26 - 1/28/23)
Longest Assist-Scoring Streak	4 Games (3/18 - 3/25/23)	4 Games (3/18 - 3/25/23)
Longest Point-Scoring Streak	5 Games (4/1 - 4/11/24)	5 Games (4/1 - 4/11/24)



14

**SEAN
COUTURIER**

CENTER

SHOOTS: LEFT

HT: 6-4 • WT: 205

BORN: 12/7/1992

PHOENIX, AZ



2023-24 HIGHLIGHTS

- Named 20th captain in team history (2/14)
- Ranks fourth in Flyers history for games played (795)
- Ranked T-3rd on team in game-winning-goals, T-6th in power-play points (7) and seventh in points
- **Ranked T-2nd in NHL in game-deciding-goals and T-6th in shots on goal in shootouts**
- Tallied 300th career NHL assist vs. DAL (1/18)
- Logged season-high 20 faceoffs won at VAN (12/28)
- Recorded season-high 6-game point streak (2g-5a=7p), (11/30-12/12)
- Registered season-high 8 shots at NYI (11/22)
- Recorded first goal since 12/10/21 on a penalty shot vs. VAN (10/17)
- Tallied an assist, plus-3 rating and 11 faceoffs won in return to lineup at CBJ (10/12)

CAREER

2022-23:

- Missed season due to upper-body injury.

2021-22:

- Missed 53 games due to COVID-19 Protocol and injury (12/29/21-end of season).
- Recorded seven points (3-4=7) in a four-game point streak (10/20-10/28/21).

2020-21:

- Winner of the Bobby Clarke Trophy as Flyers MVP for the third consecutive season and the Gene Hart Memorial Award as the player with the most "heart" (voted by the Flyers Fan Club)
- Missed 10 games due to a Costochondral separation (1/18/20-2/5/21).
- Recorded 12 points (6-6=12) in an eight-game point streak (2/7-3/4/21).
- Had season-high seven shots on goal at PIT (3/2/21).

2019-20:

- Winner of the Bobby Clarke Trophy as Flyers MVP.
- Winner of the Frank J. Selke Trophy as the NHL's best defensive forward.
- Skated in all 69 games, his fourth career season playing in all available games.
- Posted five scoring streaks of three-or-more games, maxed by a six-game point (4-2=6) streak (2/11-2/22/20).
- Had a career-high nine shots on goal vs. CGY (11/23/19).
- Played a season-high 26:18 TOI at OTT (12/21/19) his third-highest total of career at the time.

2018-19:

- Won his first Bobby Clarke Trophy as Flyers MVP to become the 18th different player to win the award since its inception in 1985.
- Posted five three-point games for the second consecutive season.
- Set career high in goals and tied career high in points.
- Played in his 500th career game at COL (10/6/18) to become the youngest player in franchise history (35th overall) to appear in 500 games for the team.
- Recorded 45 points (17-28=45) in 35 games (1/8-3/27/19).
- Netted a hat trick at BOS (1/15/19).
- Set NHL outdoor record with 21 faceoff wins (21-for-26, 80.8%) in the Stadium Series game vs. PIT (2/23/19).
- Scored the GWG in overtime with 3.4

seconds remaining at PIT (3/17/19) – the fourth-latest OT winner in franchise history.

2017-18:

- Winner of the Pelle Lindbergh Memorial Trophy as most improved player (voted by teammates), the Yanick Dupre Class Guy Award (voted by the PHWA) and the Gene Hart Memorial Award (voted by the Flyers Fan Club).
- Recorded 21 multi-point games, including five three-point games and eight two-goal games.
- Finished with a plus-34 rating, the highest by a Flyer since Eric Lindros was plus-35 in 1998-99.
- Posted three consecutive multi-goal games (1/6-1/13/18) to become the first Flyer in four years to accomplish the feat.
- Scored his 30th goal on March 20, 2018 to become the 32nd Flyer to record a 30-goal season and the 20th to do so at age 25 or younger.

2016-17:

- Tallied three points (1-2=3) in three-game point streak (11/5-11/11/16).
- Missed 16 games due to injury (11/23-12/22/17).

2015-16:

- Recorded four points (2-2=4) in three-game point streak (12/15-12/19/16).
- Owned a four-game assist/point streak (4a) (3/5-3/12/16).
- Tallied 100th NHL assist at PIT (4/3/16).

2014-15:

- Appeared in all 82 games for second consecutive season.
- Recorded 100th career NHL point (assist) at ARI (12/29/14).
- Recorded first career power-play goal at SJS (12/2/14).
- Had two six-game point streaks: (12/2-13/14 and 4/1-11/15).

2013-14:

- Led all NHL forwards in shorthanded ice time (281:22) and tied for the league lead among forwards in average shorthanded ice time per game (3:25).
- Set a career-high four-point game (2-2=4) at DET (12/4/13).

2012-13:

- Recorded his first career two-assist game at TOR (3/4/13).
- Played in 100th career NHL game vs. PIT (3/7/13).

CAREER TRANSACTIONS

- Selected by Philadelphia in the first round (8th overall) of the 2011 NHL Draft.
- Signed through 2029-30. Becomes an unrestricted free agent 2030-31.

PERSONAL

- Wife, Laurence, and daughter, Ella.
- Can speak French and English fluently.
- If he could live in a sitcom, it would be "Everyone Loves Raymond."
- His Favorite Flyers Memory was Oskar Lindblom's return in the Bubble.
- His go-to karaoke song would be "Lose Yourself" by Eminem.

VS. NHL

TEAM	GP	G	A	PTS	PIM	TEAM	GP	G	A	PTS	PIM	TEAM	GP	G	A	PTS	PIM
ANA	16	9	9	18	2	EDM	14	3	8	11	2	PIT	50	9	23	32	14
ARI	20	5	14	19	10	FLA	32	5	7	12	8	SEA	17	2	3	5	7
BOS	35	9	10	19	6	LAK	16	3	5	8	0	SJS	3	1	0	1	0
BUF	30	7	17	24	8	MIN	16	6	4	10	4	STL	15	2	5	7	6
CAR	42	10	18	28	22	MTL	31	7	13	20	20	TBL	31	5	10	15	17
CGY	18	5	6	11	2	NJD	48	13	10	23	16	TOR	29	4	12	16	6
CHI	16	5	6	11	0	NSH	14	4	4	8	2	VAN	18	6	7	13	12
CBJ	33	9	13	22	18	NYI	45	10	18	28	23	VGK	9	5	6	11	6
COL	16	1	9	10	15	NYR	47	8	23	31	8	WSH	45	13	20	33	22
DAL	14	3	3	6	18	OTT	31	9	10	19	13	WPG	20	5	3	8	10
DET	24	8	11	19	9	PHI	-	-	-	-	-						

PROFESSIONAL CAREER

SEASON	TEAM	LEAGUE	GP	G	A	PTS	PIM	PP	SH	GW	S	S%	+/-	TF	F%	MIN
2011-12	Philadelphia	NHL	77	13	14	27	14	0	2	4	116	11.2	18	804	47	14:08
2012-13	Lehigh Valley	AHL	31	10	18	28	16	-	-	-	-	-	-	-	-	-
	Philadelphia	NHL	46	4	11	15	10	0	0	0	75	5.3	-8	553	43.9	15:53
2013-14	Philadelphia	NHL	82	13	26	39	45	0	1	2	165	7.9	1	1353	48.7	19:05
2014-15	Philadelphia	NHL	82	15	22	37	28	1	1	0	148	10.1	4	1321	48.4	18:23
2015-16	Philadelphia	NHL	63	11	28	39	30	2	0	1	119	9.2	8	1105	48.6	18:36
2016-17	Philadelphia	NHL	66	14	20	34	33	0	0	2	120	11.7	12	1066	55.1	18:27
2017-18	Philadelphia	NHL	82	31	45	76	31	7	0	6	227	13.7	34	1001	52.8	21:36
2018-19	Philadelphia	NHL	80	33	43	76	34	8	1	5	223	14.8	2	1323	57.1	22:08
2019-20	Philadelphia	NHL	69	22	37	59	30	4	0	4	185	11.9	21	910	59.7	19:50
2020-21	Philadelphia	NHL	45	18	23	41	8	3	0	4	120	15.0	-4	750	56.9	19:20
2021-22	Philadelphia	NHL	29	6	11	17	14	2	0	2	79	7.6	-6	428	55.6	20:24
2023-24	Philadelphia	NHL	74	11	27	38	29	3	0	3	192	5.7	-10	1294	53.5	17:49
PHILADELPHIA/NHL TOTALS			795	191	307	498	306	30	5	33	1769	10.8	72	11908	52.2	18:50

PROFESSIONAL PLAYOFF CAREER

SEASON	TEAM	LEAGUE	GP	G	A	PTS	PIM	PP	SH	GW	S	S%	+/-	TF	F%	MIN	
2011-12	Philadelphia	NHL	11	3	1	4	2	0	0	0	0	18	16.7	2	126	53.2	14:30
2013-14	Philadelphia	NHL	7	0	0	0	6	0	0	0	11	0.0	-3	117	48.7	19:35	
2015-16	Philadelphia	NHL	1	0	0	0	0	0	0	0	1	0.0	0	5	40.0	9:04	
2017-18	Philadelphia	NHL	5	5	4	9	2	0	0	2	14	35.7	1	91	51.7	22:09	
2019-20	Philadelphia	NHL	15	2	7	9	16	0	0	0	23	8.7	1	209	56.9	19:13	
PHILADELPHIA/NHL TOTALS			39	10	12	22	26	0	0	2	67	14.9	1	548	53.3	18:04	

CAREER HIGHLIGHTS

	FLYERS	CAREER
Most Goals (Game)	3 (1/16/19 vs. BOS)	3 (1/16/19 vs. BOS)
Most Assists (Game)	3 (2x)	3 (2x)
Most Points (Game)	4 (vs. DET, 12/4/13)	4 (Vs. DET, 12/4/13)
Most Goals (Season)	33 (2018-19)	33 (2018-19)
Most Assists (Season)	45 (2017-18)	45 (2017-18)
Most Points (Season)	76 (2x, 2017-18; 2018-19)	76 (2x 2017-18; 2018-19)
Longest Goal-Scoring Streak	5 Games (1/8/12-1/17/12)	5 Games (1/8/12-1/17/12)
Longest Assist-Scoring Streak	5 Games (3x)	5 Games (3x)
Longest Point-Scoring Streak	8 Games (2/7-3/4/21)	8 Games (2/7-3/4/21)



44

**NICOLAS
DESLAURIERS**

LEFT WING

SHOOTS: LEFT

HT: 6-1 • WT: 219

BORN: 02/22/1991

LASALLE, QC



2023-24 HIGHLIGHTS

- Ranked second on team in hits (188)
- Registered a season-high seven hits (4 times)
- Netted first goal of season at BOS (3/16)
- Recorded 100th NHL point with assist at ARI (12/7)
- Skated in 600th career NHL game at ANA (11/10)
- Tallied first point (assist) of season vs. CAR (10/30)

CAREER

2022-23:

- Led NHL in fights (14), ranked second in penalty minutes (136) and third in hits (306).
- Set career-high in penalty minutes and hits.
- Ranked second in the NHL with a career-high 136 penalty minutes and ranked third with a career-high 306 hits.
- Hit total marked the most by a Flyers forward in franchise history.
- Logged career-high 20 penalty minutes at OTT (3/30/23).

2021-22:

- Played in his first NHL postseason.
- Ranked sixth in the NHL in hits (263) and seventh in penalty minutes (113) during the regular season.

2020-21:

- Led the Ducks in penalty minutes (53), ranked second in hits (168) and T-2nd in GWG.
- Tallied three points (2-1=3) in back-to-back games against MIN (1/18-1/20/21).

2019-20:

- Led the Ducks in penalty minutes (92) and ranked second in hits (137).
- Scored first career NHL hat trick vs. OTT (3/10/20).

2018-19:

- Ranked second on the Canadiens in hits (135).

CAREER TRANSACTIONS

- Signed through 2025-26. Becomes an unrestricted free agent in 2026-27.
- Signed a four-year contract as a free agent with Philadelphia on July 13, 2022.
- Traded to Minnesota, March 19, 2022.
- Signed two-year contract with Anaheim, Feb. 15, 2020.
- Traded to Anaheim, June 30, 2019.
- Signed two-year contract with Montreal, Feb. 19, 2018.
- Traded to Montreal, Oct. 4, 2017.
- Signed two-year contract extension with Buffalo, June 20, 2016.
- Signed two-year contract with Buffalo, May 26, 2014.
- Traded to Buffalo, March 5, 2014.
- Signed three-year entry-level contract with Los Angeles, May 31, 2011.
- Selected by Los Angeles in the third round (84th overall) of the 2009 NHL Draft.

- Missed the start of the season due to an upper-body injury.

2017-18:

- Led the Canadiens in hits (238), penalty minutes (55) and plus/minus rating (+7).
- Tallied season-high three points (1-2=3), including GWG and a plus-4 rating vs. DET (12/2/17).

2016-17:

- Missed most of the season due to lower-body injury.

2015-16:

- Led the Sabres in hits (206).
- Netted a goal in back-to-back games (10/29-10/30/15).

2014-15:

- Only Sabre to skate in all 82 games and led team in hits (261).
- Netted first career GWG at SJS (10/25/14).
- Recorded four points (2-2=4) in three-game point streak (12/21-12/27/14).

2013-14:

- Made his NHL debut at FLA (3/7/14).
- Netted first NHL goal at DET (4/4/14).

PERSONAL

- Wife, Joanie , four children, Madison, Jaxon, Tayton and Colton and two dogs.
- If he could live in a sitcom, it would be "Vikings."
- His Favorite Flyers Memory is fighting.
- His go-to karaoke song would be "Tennessee Whiskey" by Chris Stapleton.

VS. NHL

TEAM	GP	G	A	PTS	PIM	TEAM	GP	G	A	PTS	PIM	TEAM	GP	G	A	PTS	PIM
ANA	11	0	1	1	16	EDM	16	2	2	4	5	PIT	21	3	1	4	11
ARI	22	0	4	4	24	FLA	21	1	4	5	38	SEA	25	3	3	6	29
BOS	23	2	1	3	31	LAK	23	2	3	5	23	SJS	8	1	0	1	10
BUF	13	1	3	4	18	MIN	20	2	2	4	25	STL	24	0	3	3	18
CAR	21	4	2	6	27	MTL	19	1	2	3	27	TBL	26	2	1	3	20
CGY	25	1	2	3	6	NJD	22	0	0	0	40	TOR	24	2	3	5	47
CHI	15	0	1	1	6	NSH	23	0	0	0	16	VAN	22	4	2	6	12
CBJ	22	1	0	1	42	NYI	22	3	3	6	39	VGK	22	2	0	2	23
COL	24	0	2	2	33	NYR	19	0	1	1	15	WSH	21	2	1	3	25
DAL	13	0	0	0	19	OTT	23	4	0	4	40	WPG	16	0	1	1	9
DET	23	6	2	8	25	PHI	17	2	0	2	27						

PROFESSIONAL CAREER

SEASON	TEAM	LEAGUE	GP	G	A	PTS	PIM	PP	SH	GW	S	S%	+/-	TF	F%	MIN
2011-12	Manchester	AHL	65	1	13	14	67	-	-	-	-	-	-	-	-	-
2012-13	Manchester	AHL	63	4	19	23	80	-	-	-	-	-	-	-	-	-
2013-14	Manchester	AHL	60	18	21	39	76	-	-	-	-	-	-	-	-	-
	Rochester	AHL	5	1	2	3	9	-	-	-	-	-	-	-	-	-
2013-14	Buffalo	NHL	17	1	0	1	18	0	0	0	30	3.3	-10	1	0.0	13:09
2014-15	Buffalo	NHL	82	5	10	15	71	0	0	1	76	6.6	-24	1	0.0	11:52
2015-16	Buffalo	NHL	70	6	6	12	59	0	0	1	72	8.3	-14	1	0.0	10:20
2016-17	Buffalo	NHL	42	0	2	2	38	0	0	0	26	0.0	-6	3	0.0	7:25
2017-18	Laval	AHL	14	3	2	5	16	-	-	-	-	-	-	-	-	-
	Montreal	NHL	58	10	4	14	55	0	0	1	77	13.0	7	6	66.7	11:36
2018-19	Montreal	NHL	48	2	3	5	22	0	1	0	48	4.2	-12	1	100.0	10:02
2019-20	Anaheim	NHL	59	7	6	13	92	0	0	1	64	10.9	-1	0	0.0	9:47
2020-21	Anaheim	NHL	49	5	5	10	53	0	0	2	65	7.7	-7	4	25.0	11:19
2021-22	Anaheim	NHL	61	5	5	10	90	0	1	0	72	6.9	-9	4	25.0	11:38
	Minnesota	NHL	20	3	0	3	23	0	0	1	18	16.7	-2	0	0.0	10:32
2022-23	Philadelphia	NHL	80	6	6	12	136	0	1	0	70	8.6	-11	11	27.3	10:06
2023-24	Philadelphia	NHL	60	1	3	4	89	0	0	0	49	2.0	-7	13	38.5	8:09
NHL TOTALS			646	51	50	101	746	0	3	7	618	7.6	-96	32	33.3	10:25

PROFESSIONAL PLAYOFF CAREER

SEASON	TEAM	LEAGUE	GP	G	A	PTS	PIM	PP	SH	GW	S	S%	+/-	TF	F%	MIN
2011-12	Manchester	AHL	4	0	0	0	7	-	-	-	-	-	-	-	-	-
2012-13	Manchester	AHL	4	2	2	4	2	-	-	-	-	-	-	-	-	-
2013-24	Rochester	AHL	5	1	1	2	9	-	-	-	-	-	-	-	-	-
2020-21	Minnesota	NHL	5	0	0	0	0	0	0	0	2	0.0	-3	0	-	8:12
NHL TOTALS			5	0	0	0	0	0	0	0	2	0.0	-3	0	-	8:12

CAREER HIGHLIGHTS

	FLYERS	CAREER
Most Goals (Game)	1 (6 Times)	3 (3/10/20 vs. OTT)
Most Assists (Game)	1 (6 Times)	2 (12/2/17 vs. DET; 4/6/19 vs. TOR)
Most Points (Game)	2 (10/29/22 vs. CAR)	3 (12/2/17 vs. DET; 3/10/20 vs. OTT)
Most Goals (Season)	6 (2022-23)	10 (2017-18)
Most Assists (Season)	6 (2022-23)	10 (2014-15)
Most Points (Season)	12 (2022-23)	15 (2014-15)
Longest Goal-Scoring Streak	N/A	2 Games (5 Times)
Longest Assist-Scoring Streak	2 Games (10/27 - 10/29/22)	2 Games (12/11 - 12/13/14; 3/10 - 3/11/17; 10/27 - 10/29/22)
Longest Point-Scoring Streak	2 Games (10/27 - 10/29/22)	3 Games (11/13 - 11/18/14; 12/21 - 12/27/14)



9

JAMIE DRYSDALE


DEFENSEMAN

SHOOTS: RIGHT

HT: 5-11 • WT: 196

BORN: 4/8/2002

TORONTO, ONT



2023-24 HIGHLIGHTS

- Tallied an assist in return to lineup vs. NYI (4/1)
- Missed 16 games due to upper-body injury (2/27-3/30)
- Scored first goal in a Flyers sweater vs. TBL (1/23)
- Made Flyers debut and tallied first point (assist) vs. MTL (1/10)
- Tallied 5 points (1g-4a=5p) in 10 games with Anaheim
- Recorded career-high 6 blocked shots vs. EDM (12/31)
- Scored first goal of the season vs. VGK (12/28)
- Missed 29 games with an upper-body injury, 10/19-12/18
- Signed three-year contract extension with Anaheim though 2025-26 season

CAREER

2022-23:

- Appeared in his third NHL season with Anaheim, skating in eight scoreless games.
- Recorded a plus-1 rating in Anaheim's season-opening 5-4 OT win Oct. 12 vs. SEA.
- Missed 74 games due to a torn labrum in his left shoulder (10/30/22-4/13/22).
- Set NHL single-season career highs in 2021-22, including points (4-28=32), goals, assists and appearances (81).
- Among all rookie defensemen, ranked second in points, assists, shots (137) and appearances.
- Became one of four rookie defensemen in Ducks history to record 30-or-more points.
- Scored his first career OT goal, (10/18/24) at CGY. At 19 years, 193 days, became the fifth-youngest defenseman (six instances) in NHL history to score a regular season OT goal.
- Ranked fifth among NHL rookies in TOI/game (19:35) and was second among

Ducks blueliners in goals.

2020-21:

- Was the only defenseman selected in the 2020 NHL Draft to appear in an NHL game in 2020-21, scoring (3-5=8) points in 24 contests.
- Scored a goal and added an assist in his NHL debut, (3/18/21) vs. ARI at 18 years, 344 days, becoming the third defenseman in NHL history to record multiple points in his NHL debut at age 18-or-younger
- His first career NHL goal marked only the fourth time in NHL history an 18-year-old scored a goal in his NHL debut
- Became the youngest Ducks player in 25 years and the second-youngest player in franchise history to score a goal in his NHL debut
- Became the third youngest Ducks defenseman to score a goal (fourth-youngest player overall) and the youngest-ever player in franchise history to record two points in his NHL debut.

CAREER TRANSACTIONS

- Selected by Anaheim in the first round (6th overall) of the 2020 NHL Draft.
- Signed three-year contract extension with Anaheim though 2025-26 season.
- Acquired by Philadelphia as well as a second round selection in the 2025 NHL draft in exchange for Cutter Gauthier.

PERSONAL

- If he could live in a sitcom, it would be "Suits."
- His Favorite Flyers Memory was his first game as a Flyer against Montreal and being welcomed by the city.
- His go-to karaoke song would be "Never Say Never" by Justin Bieber.

VS. NHL

TEAM	GP	G	A	PTS	PIM	TEAM	GP	G	A	PTS	PIM	TEAM	GP	G	A	PTS	PIM
ANA	0	0	0	0	0	EDM	4	0	1	1	0	PIT	3	0	0	0	0
ARI	9	2	5	7	2	FLA	3	0	1	1	0	SEA	7	0	1	1	6
BOS	4	0	1	1	0	LAK	9	1	1	2	0	SJS	6	0	2	2	2
BUF	3	0	0	0	0	MIN	8	0	4	4	2	STL	5	0	0	0	0
CAR	5	1	1	2	0	MTL	4	0	2	2	0	TBL	4	1	1	2	2
CGY	3	0	1	1	0	NJD	3	1	1	2	0	TOR	4	0	1	1	4
CHI	4	0	0	0	2	NSH	4	0	0	0	4	VAN	4	0	3	3	0
CBJ	7	1	2	3	4	NYI	4	0	2	2	0	VGK	10	2	3	5	2
COL	3	0	0	0	0	NYR	5	0	0	0	0	WSH	3	0	0	0	0
DAL	4	1	1	2	0	OTT	3	0	0	0	0	WPG	5	0	1	1	0
DET	5	0	1	1	0	PHI	2	0	4	4	2						

PROFESSIONAL CAREER

SEASON	TEAM	LEAGUE	GP	G	A	PTS	PIM	PP	SH	GW	S	S%	+/-	TF	F%	MIN
2020-21	Anaheim	NHL	24	3	5	8	6	0	0	0	28	10.7	-12	0	0	19:35
	San Diego	AHL	14	4	6	10	6	-	-	-	-	-	-	-	-	-
2021-22	Anaheim	NHL	81	4	28	32	16	0	0	1	137	2.9	-26	0	0	19:53
2022-23	Anaheim	NHL	8	0	0	0	2	0	0	0	8	0	-3	0	0	17:37
2023-24	Anaheim	NHL	10	1	4	5	4	1	0	0	21	4.8	-2	0	0	21:35
	Philadelphia	NHL	24	2	3	5	4	1	0	0	34	5.9	-18	0	0	18:48
NHL TOTALS			147	10	40	50	32	2	0	1	228	4.4	-61	0	0	19:39

PROFESSIONAL PLAYOFF CAREER

SEASON	TEAM	LEAGUE	GP	G	A	PTS	PIM	PP	SH	GW	S	S%	+/-	TF	F%	MIN
2020-21	San Diego	AHL	3	0	2	2	0	-	-	-	-	-	-	-	-	-
NHL TOTALS																

CAREER HIGHLIGHTS

	FLYERS	CAREER
Most Goals (Game)	1 (1/23/24 : 2/12/24)	1 (10 Times)
Most Assists (Game)	1 (3 Times)	2 (4 Times)
Most Points (Game)	1 (5 Times)	2 (6 Times)
Most Goals (Season)	2 (2023-24)	4 (2021-22)
Most Assists (Season)	3 (2023-24)	28 (2021-22)
Most Points (Season)	5 (2023-24)	32 (2021-22)
Longest Goal-Scoring Streak	N/A	N/A
Longest Assist-Scoring Streak	2 (1/10-1/12/24)	3 (1/7-1/12/24)
Longest Point-Scoring Streak	2 (1/10-1/12/24)	3 (1/7-1/12/24)



33

**SAMUEL
ERSSON**

GOALTENDER

CATCHES: LEFT

HT: 6-3 • WT: 199

BORN: 10/20/1999

FALUN, SWE



2023-24 HIGHLIGHTS

- 22-15-6 in his last 43 starts (11/10-current)
- Ranked T-2nd in NHL in shootout wins (4) and T-8th in shutouts (3); Ranked T-1st among rookie goalies in wins and shootout-shutouts
- Career-highs in games played, games started, wins and shutouts
- Faced career-high in shots (39) at NJD, Stadium Series (2/17)
- Posted career-high eight-game point streak (7-0-1), 11/10-12/19
- Played in four straight extra session games (11/25-12/14)
- Earned first career shootout win, second career shutout at NYI (11/25)
- Stopped career-high 35 shots at ANA (11/10)

CAREER

2022-23:

- Ranked sixth among AHL goaltenders in wins and minutes played.
- Ranked T-8th among NHL rookie goaltenders in wins and was one of six rookies with a shutout.
- Stopped all 15 shots faced for first career AHL shutout vs. Bridgeport (2/11/23).
- Recorded six career wins in seven starts to become the 12th goaltender in NHL history to win each of his first six career decisions, joining Ray Emery (9-0-0), Martin Jones (8-0-0), Viktor Fasth (8-0-0), Bob Froese (8-0-0), Dan Ellis (7-0-0), Wayne Thomas (7-0-0), Spencer Knight, (6-0-0) Frederik Andersen (6-0-0), Damian Rhodes (6-0-0), Ken Dryden (6-0-0) and Frank McCool (6-0-0).
- Stopped all 28 shots at BUF (12/9/22) to earn his first NHL shutout to become the 14th rookie goaltender in franchise history to record a shutout, first since Anthony Stolarz on (1/29/19) at NYR. Per NHL Stats, he required the fifth-fewest appearances (5 GP) by a rookie goaltender to record his first career shutout with the Flyers, behind Robbie Moore (1 GP in 1978-79), Stolarz (2 GP in 2016-17), Bob Froese (3 GP in 1982-83) and Doug Favell (3 GP in 1967-68).

- Registered career-high four-game win streak (12/29/22-1/9/23).
- Recorded first NHL win at SJ (12/29/22).
- Made NHL debut at CAR (12/23/22).
- Posted career-high five-game AHL win streak (11/5-11/19/22).
- Earned first career AHL victory at Laval (11/5/22).

2021-22:

- Missed the majority of the season due to a lower-body injury.
- Made his AHL debut vs. Hershey (10/17/21).

2018-19:

- Named the League's Goalie of the Year
- Named the League's Most Valuable Player

CAREER TRANSACTIONS

- Selected by Philadelphia in the fifth round (143rd overall) of the 2018 NHL Draft.
- Signed through 2025-26. Becomes a restricted free agent 2026-27.

PERSONAL

- If he could live in a sitcom, it would be "Homey."
- His Favorite Flyers Memory was having his family come to Philly over Christmas.
- His go-to karaoke song would be "Stad i ljus" by Tommy Körberg.

VS. NHL

TEAM	GP	W-L-OT	GAA	SO	SV%	TEAM	GP	W-L-OT	GAA	SO	SV%	TEAM	GP	W-L-OT	GAA	SO	SV%
ANA	4	3-1-0	3.26	0	0.891	EDM	0	0-0-0	0.00	0	0.000	PIT	2	1-1-0	2.94	0	0.903
ARI	1	1-0-0	3.00	0	0.870	FLA	2	1-0-0	2.00	0	0.931	SEA	3	2-1-0	2.36	0	0.908
BOS	3	1-1-0	4.27	0	0.830	LAK	1	1-0-0	2.01	0	0.931	SJS	1	0-0-0	4.20	0	0.818
BUF	3	2-1-0	1.06	1	0.949	MIN	0	0-0-0	0.00	0	0.000	STL	2	1-0-1	1.94	0	0.929
CAR	2	1-1-0	3.07	0	0.910	MTL	3	1-2-0	3.47	0	0.824	TBL	3	1-2-0	4.67	0	0.821
CGY	2	0-0-1	4.41	0	0.873	NJD	2	0-1-1	3.05	0	0.885	TOR	3	1-1-2	4.26	0	0.857
CHI	2	1-1-0	3.01	0	0.870	NSH	4	2-2-0	3.48	1	0.884	VAN	1	1-0-0	1.41	0	0.947
CBJ	1	0-0-0	3.40	0	0.889	NYI	2	1-0-0	1.41	1	0.935	VGK	0	0-0-0	0.00	0	0.000
COL	3	1-1-1	3.25	0	0.880	NYR	3	1-1-1	3.03	0	0.882	WSH	3	1-2-0	2.97	0	0.8680
DAL	2	1-0-1	2.95	0	0.850	OTT	1	0-1-0	4.11	0	0.879	WPG	2	2-0-0	0.50	1	0.984
DET	2	1-1-0	1.50	1	0.939	PHI	-	-	-	-	-						

PROFESSIONAL CAREER

SEASON	TEAM	LEAGUE	GP	W	L	OT	SA	SV%	GA	GAA	MIN	SO
2017-18	Brynäs IF Gavle	SweHL	1	-	-	-	17	.882	2	3.00	40	0
2018-19	Vasterås IK	Swe-1	36	27	9	0	1045	.933	70	1.95	2159	5
2019-20	Brynäs IF Gavle	SweHL	35	14	20	0	920	.895	97	2.90	2010	1
2020-21	Brynäs IF Gavle	SweHL	42	16	26	0	1299	.910	116	2.96	2352	3
2021-22	Lehigh Valley	AHL	5	0	3	1	121	.893	13	2.96	264	0
2022-23	Philadelphia	NHL	12	6	3	0	327	.899	33	3.07	645	1
	Lehigh Valley	AHL	42	24	17	1	1189	.900	119	2.84	2512	1
2023-24	Philadelphia	NHL	51	23	19	7	1204	.890	132	2.90	2809	4
PHILADELPHIA/NHL TOTALS			63	29	22	7	1531	.892	165	2.87	3454	

PROFESSIONAL PLAYOFF CAREER

SEASON	TEAM	LEAGUE	GP	W	L	OT	SA	SV%	GA	GAA	MIN	SO
2020-21	Brynäs IF	SHL	5	4	1	0	-	-	-	1.30	-	-
2022-23	Lehigh Valley	AHL	3	1	2	0	-	-	12	3.71	194	0
PHILADELPHIA/NHL TOTALS			39	10	12	22	26	0	0	2	67	14.9

CAREER HIGHLIGHTS

	FLYERS	CAREER
Most Saves (Game)	35 (11/10/23 at ANA)	35 (11/10/23 at ANA)
Most Shots Faced (Games)	39 (2/17/24 at NJD)	39 (2/17/24 at NJD)
Most Consecutive Starts	6 games (1/21-2/8/24)	6 games (1/21-2/8/24)
Winning Streak	8 games (11/10-12/19)	8 games (11/10-12/19)
Losing Streak	4 games (1/21-1/27/24)	4 games (1/21-1/27/24)
Most Goals Against (Game)	7, 2x (2/25/23 at NJD; 10/28/23 at ANA)	7, 2x (2/25/23 at NJD; 10/28/23 at ANA)



86

JOEL FARABEE

LEFT WING

SHOOTS: LEFT

HT: 6-1 • WT: 190

BORN: 2/25/2000

SYRACUSE, NY



2023-24 HIGHLIGHTS

- Set career-high in goals, assists, points, power-play-points (7) and game-winning-goals (2)
- Ranked T-2nd on Flyers in first goals of a game (6), ranks 3rd in goals, points and even-strength points (43) and T-3rd in assists
- Registered 100th NHL assist at CAR (3/21)
- Recorded 2nd multi-goal game of season, 6th career and season high 20:31 time-on-ice at BOS (3/16)
- Tallied 10 points (5g-5a=10p) in career-high 7-game point streak, (1/12-1/23)
- Netted first career overtime goal at MIN (1/12)
- Registered five-game point streak (3g-2a=5p), (10/19-10/28)
- Recorded first PHI goal of season at CBJ (10/12)

CAREER

2022-23:

- Set career highs in games played, assists and points.
- Posted seven points (4-3=7) in season-high five-game point streak (3/17/25/23).
- Collected four goals in career-high four-game goal streak (3/17-3/23/23).
- Skated in 200th career NHL game at COL (12/13/22).
- Tallied 100th career NHL point with an assist vs. STL (11/8/22).

2021-22:

- Established career-high 41 faceoff wins.
- Missed 19 games due to upper-body injury.
- Began season with six points (3-3=6) in three-game point streak (10/15-10/20/21).

2020-21:

- Winner of the Pelle Lindbergh Memorial Trophy for the most improved player selected by teammates.
- Awarded two penalty shots during the season on (2/5/21) vs. BOS & (4/22/21) at NYR
- Started the season with four-point night (1-3=4) vs. PIT (1/13/21).
- Scored his first NHL hat trick vs. NYI (1/31/21).
- Recorded six points (2-4=6) in season-high four-game point streak (2/7-2/24/21).

2019-20:

- Scored a goal in each of his first three AHL games (10/11-10/18/19).
- Made NHL debut vs. VGK (10/21/19).
- Recorded first NHL point (assist) at CHI (10/24/19).

CAREER TRANSACTIONS

- Selected by Philadelphia in the first round (14th overall) of the 2018 NHL Draft.
- Signed through 2027-28. Becomes an unrestricted free agent 2028-29.

- Scored first NHL goal at NJD (11/1/19).
- Put down a four-game scoring streak (1-5=6) (11/23-12/7/19), over eight games.
- Played a season-high 18:21 (12/14/19) at MIN.
- Tallied six points (4-2=6) in season-high five-game point streak (1/16-2/1/20), including first career GWG.
- Posted first career NHL playoff points (1-1=2) vs. TBL (8/8/20).
- Scored the GWG in Game 1 vs. MTL (8/12/20).

2018-19:

- Led Boston in goals, points, GWG, SHG and ranked T-1st in PPG .
- Ranked second on the team in assists.
- Awarded the Tim Taylor Award as the NCAA Top Collegiate Rookie.
- Among all NCAA rookies ranked T-2nd in goals and third in points.
- Named New England Rookie of the Year.
- Became the 10th Terrier to receive Hockey East Rookie of the Year honors.
- Selected to Hockey East All-Rookie Team.
- Awarded Hockey East Rookie of the Week three times: (1/14/19), (1/28/19), (3/18/19).
- Awarded the Hockey East Top Performer eight times.
- Recorded three goals and two assists in seven games for Team USA in the Under-20 World Junior Championship and won a silver medal.

PERSONAL

- If he could live in a sitcom, it would be "The Sopranos."
- His Favorite Flyers Memory was Claude Giroux's 1000th Game.
- His go-to karaoke song would be "Best Friend" by 50 Cent.

VS. NHL

TEAM	GP	G	A	PTS	PIM	TEAM	GP	G	A	PTS	PIM	TEAM	GP	G	A	PTS	PIM
ANA	6	2	4	6	0	EDM	6	1	2	3	2	PIT	20	4	10	14	11
ARI	7	2	0	2	0	FLA	11	3	3	6	2	SEA	7	3	0	3	4
BOS	20	7	3	10	11	LAK	7	2	1	3	2	SJS	6	1	1	2	2
BUF	17	6	9	15	2	MIN	7	3	2	5	5	STL	5	2	1	3	2
CAR	7	1	2	3	19	MTL	11	2	3	5	0	TBL	10	0	3	3	6
CGY	15	4	2	6	6	NJD	6	3	5	8	16	TOR	12	3	2	5	6
CHI	7	0	5	5	2	NSH	18	7	1	8	7	VAN	7	2	2	4	6
CBJ	7	4	2	6	13	NYI	21	6	4	10	8	VGK	7	0	1	1	2
COL	15	3	9	12	4	NYR	20	3	4	7	8	WSH	20	3	8	11	16
DAL	5	1	1	2	2	OTT	11	3	4	7	14	WPG	7	0	1	1	15
DET	9	1	5	6	2	PHI	-	-	-	-	-						

PROFESSIONAL CAREER

SEASON	TEAM	LEAGUE	GP	G	A	PTS	PIM	PP	SH	GW	S	S%	+/-	TF	F%	MIN
2019-20	Philadelphia	NHL	52	8	13	21	39	1	0	1	81	9.9	6	10	30.0	14:06
	Lehigh Valley	AHL	5	3	1	4	2	1	0	1	0	0.0	3	-	-	-
2020-21	Philadelphia	NHL	55	20	18	38	28	3	0	1	122	16.4	0	15	40.0	16:01
2021-22	Philadelphia	NHL	63	17	17	34	50	1	1	1	119	14.3	-11	143	28.7	17:35
2022-23	Philadelphia	NHL	82	15	24	39	41	0	0	1	145	10.3	-1	45	35.6	17:01
2023-24	Philadelphia	NHL	82	22	28	50	37	0	0	2	182	12.1	-13	80	37.5	16:11
PHILADELPHIA/NHL TOTALS			334	82	100	182	195	5	1	4	649	12.6	-19	293	32.8	16:18

PROFESSIONAL PLAYOFF CAREER

SEASON	TEAM	LEAGUE	GP	G	A	PTS	PIM	PP	SH	GW	S	S%	+/-	TF	F%	MIN
2019-20	Philadelphia	NHL	12	3	2	5	4	1	0	1	-	-	-	-	-	-
PHILADELPHIA/NHL TOTALS			12	3	2	5	4	1	0	1	0	0	0	0	0	0

CAREER HIGHLIGHTS

	FLYERS	CAREER
Most Goals (Game)	3 (1/31/21 vs. NYI)	3 (1/31/21 vs. NYI)
Most Assists (Game)	3 (2 Times)	3 (2 Times)
Most Points (Game)	4 (1/13/21 vs. PIT)	4 (1/13/21 vs. PIT)
Most Goals (Season)	22 (2023-24)	22 (2023-24)
Most Assists (Season)	28 (2023-24)	28 (2023-24)
Most Points (Season)	50 (2023-24)	50 (2023-24)
Longest Goal-Scoring Streak	4 Games (3/17-3/23/23)	4 Games (3/17-3/23/23)
Longest Assist-Scoring Streak	3 Games (11/8-11/12/22; 3/21-3/25/23)	3 Games (11/8-11/12/22; 3/21-3/25/23)
Longest Point-Scoring Streak	7 Games (1/12/24; 1/23/24)	7 Games (1/12/24; 1/23/24)



82

**IVAN
FEDOTOV**

GOALTENDER

CATCHES: LEFT

HT: 6-7 • WT: 209

BORN: 11/11/1996

ST. PETERBURG, RUS



2023-24 HIGHLIGHTS

- Made first NHL start at BUF (4/5)
- Made NHL debut vs. NYI (4/1); became second Russian goalie to make debut with Flyers
- Played in 44 games for CSKA of KHL
- Tallied career-high two assists
- Posted season-high 4-game win streak, (12/30/23-1/9/24)

CAREER

2022-23:

- Missed the entire season due to mandatory military service.

2021-22:

- Named KHL's Best Goaltender.
- Ranked fourth in the KHL in GAA and T-11th in SV% during the regular season.
- Helped Russia win a gold medal at the Olympics with a 1.61 GAA and .943 save percentage in six games.
- Recorded season-high three-game win streak (9/6-9/10/21) and won his first five starts of the season.
- Tallied third career assist, 10/6/21 vs. Dynamo Msk.
- Led KHL in playoff SV% and second in GAA.
- Posted career-high nine-game playoff win streak, (3/1-4/2/22).

2020-21:

- Ranked T-10th in KHL in GAA and SV% during the regular season.
- Made KHL playoff debut and earned first playoff win, 3/3/21 vs. Salavat Yulaev.

2019-20:

- Earned back-to-back KHL wins for the first time with Chelyabinsk (9/7-9/8/19)
- Earned first KHL shutout (12/7/19) vs. Magnitogorsk Metallurg (31 saves).
- Recorded season-high three-game win streak, (12/21-12/25/19)
- Tallied first career KHL assist (12/23/19) vs. Cherepovets.
- Named KHL's Goaltender of the Month for February, including back-to-back shutouts (2/19-2/22)

2018-19:

- Tallied a seven-game point streak, 5-0-2, Dec. 15-Jan. 25
- Started in back-to-back KHL games for the first time with Salavat Yulaev and made 56-of-58 saves (1/4-1/6)
- Ranked fifth in the VHL in GAA

CAREER TRANSACTIONS

- Signed through 2025-26

2017-18:

- Posted five wins in six starts, including a three-game win streak (1/6-1/10)
- Earned first VHL shutout Feb. 19 vs. Samara (15 saves)
- Made first KHL start with Salavat Yulaev and made 22-of-24 saves in 33:12 on Oct. 4

2016-17:

- Recorded two sets of back-to-back wins, Nov. 29-Dec. 1 and Feb. 6-8
- Made VHL playoff debut March 6 against Dynamo St. Petersburg

2015-16:

- Ranked T-4th in the KHL in shutouts during the regular season
- Tallied three-game win streak, stopping 64-of-68 shots (10/26-10/30)
- Recorded back-to-back MHL shutouts for the first time, Nov. 18-19 (58 combined saves)
- Registered three shutouts in final six regular season contests

2014-15:

- Ranked T-2nd in the MHL in shutouts and fourth in GAA during the regular season
- Registered career-high six shutouts
- Stopped all 33 shots faced to earn first career shutout, Dec. 10 against Tolpar
- Made his KHL debut Dec. 12 vs. Sibir and stopped eight-of-10 shots in relief
- Made MHL playoff debut and earned first playoff win March 2 vs. Siberian
- Won first four playoff games, March 2-14

2013-14:

- Recorded three-game win streak, stopping 45-of-51 shots from Sept. 10-17.

PERSONAL

- If he could live in a sitcom, it would be "Peaky Blinders."
- His Favorite Flyers Memory was his first Flyers Development Camp.
- His go-to karaoke song would be anything by Eminem.

VS. NHL

TEAM	GP	W-L-OT	GAA	SO	SV%	TEAM	GP	W-L-OT	GAA	SO	SV%	TEAM	GP	W-L-OT	GAA	SO	SV%
ANA	0	0-0-0	0	0	.000	EDM	0	0-0-0	0	0	.000	PIT	0	0-0-0	0	0	.000
ARI	0	0-0-0	0	0	.000	FLA	0	0-0-0	0	0	.000	SEA	0	0-0-0	0	0	.000
BOS	0	0-0-0	0	0	.000	LAK	0	0-0-0	0	0	.000	SJS	0	0-0-0	0	0	.000
BUF	1	0-1-0	4	0	.789	MIN	0	0-0-0	0	0	.000	STL	0	0-0-0	0	0	.000
CAR	0	0-0-0	0	0	.000	MTL	1	0-1-0	4	0	.692	TBL	0	0-0-0	0	0	.000
CGY	0	0-0-0	0	0	.000	NJD	0	0-0-0	0	0	.000	TOR	0	0-0-0	0	0	.000
CHI	0	0-0-0	0	0	.000	NSH	0	0-0-0	0	0	.000	VAN	0	0-0-0	0	0	.000
CBJ	0	0-0-0	0	0	.000	NYI	1	0-0-1	2	0	.905	VGK	0	0-0-0	0	0	.000
COL	0	0-0-0	0	0	.000	NYR	0	0-0-0	0	0	.000	WSH	0	0-0-0	0	0	.000
DAL	0	0-0-0	0	0	.000	OTT	0	0-0-0	0	0	.000	WPG	0	0-0-0	0	0	.000
DET	0	0-0-0	0	0	.000	PHI	-	-	-	-	-						

PROFESSIONAL CAREER

SEASON	TEAM	LEAGUE	GP	W	L	OT	SA	SV%	GA	GAA	MIN	SO
2013-14	Nizhnekamsk	MHL	24	7	11	1	-	-	-	3.30	-	-
2014-15	Nizhnekamsk	KHL	1	0	0	0	-	-	-	6.00	-	-
	Nizhnekamsk	MHL	41	21	10	7	-	-	-	1.95	-	-
2015-16	Nizhnekamsk	MHL	29	18	5	4	-	-	-	2.22	-	-
2016-17	Neftekamsk	VHL	7	5	2	0	-	-	-	1.72	-	-
2017-18	Salavat Yulaev	KHL	1	0	0	0	-	-	-	3.64	-	-
	Neftekamsk	VHL	25	8	7	4	-	-	-	2.52	-	-
2018-19	Salavat Yulaev	KHL	3	2	0	0	22	.917	2	2.08	33:12	0
	Neftekamsk	VHL	26	14	5	5	-	-	-	1.67	-	-
2019-20	Chelyabinsk	KHL	32	10	16	2	702	.931	52	2.10	1482:24	3
	Chelmet	VHL	3	1	2	0	-	-	-	2.69	-	-
2020-21	Chelyabinsk	KHL	26	14	7	3	680	.925	55	2.21	1496:07	1
	Chelmet	VHL	1	0	1	0	-	-	-	1.88	-	-
2021-22	CSKA Moscow	KHL	26	14	10	2	599	.919	53	2.00	1587:14	2
2023-24	CSKA Moscow	KHL	44	21	22	1	1109	.914	104	2.37	2627:55	4
	Philadelphia	NHL	3	0	1	1	53	.811	10	4.95	121	0
PHILADELPHIA/NHL TOTALS			3	0	1	1	53	.811	10	4.95	121	0

PROFESSIONAL PLAYOFF CAREER

SEASON	TEAM	LEAGUE	GP	G	A	PTS	PIM	PP	SH	GW	S	S%	+/-	TF	F%	MIN
PHILADELPHIA/NHL TOTALS																

CAREER HIGHLIGHTS

	FLYERS	CAREER
Most Saves (Game)	19 (4/1/24 at NYI)	19 (4/1/24 at NYI)
Most Shots Faced (Games)	21 (4/1/24 at NYI)	21 (4/1/24 at NYI)
Most Consecutive Starts	N/A	N/A
Winning Streak	N/A	M/A
Losing Streak	N/A	N/A
Most Goals Against (Game)	4 goals, 2x (at BUF 4/5/24; at MTL 4/9/24)	4 goals, 2x (at BUF 4/5/24; at MTL 4/9/24)



71

**TYSON
FOERSTER**

RIGHT WING

SHOOTS: RIGHT

HT: 6-2 • WT: 218

BORN: 1/18/2002

ALLISTON, ONT



2023-24 HIGHLIGHTS

- Ranked T-2nd among NHL rookies in power-play goals, T-3rd in goals and shots (166), T-4th in game-winning-goals (2) and T-7th in power-play points (8)
- Tied career-high 5 hits, 3x vs. FLA (3/24)
- Scored 1st career shorthanded goal vs. TOR (3/14)
- Owned 4 career multi-goal games, all this season: 3/2, 2/25, 1/27, 11/30
- Registered 1st career three-point game (2+1=3), at PIT (2/25)
- Logged season-high four-game point streak (4+2=6), 11/28-12/4
- Registered career-high three-game goal streak (4g), 11/30-12/4
- Netted first career shootout goal and game deciding goal at NYI (11/25); became 8th rookie in team history to score game deciding goal

CAREER

2022-23:

- Led Lehigh Valley in PPG (8) and points and ranked second in goals and assists
- Recorded a career-high AHL six-game point streak (2g, 6a) from March 26-April 8
- Put up a career-high five-game NHL point streak (3g, 4a) from March 17-25
- Scored his first NHL goal and multi-point game (1g, 1a) vs. Carolina (3/18)
- Posted his first NHL point vs. Buffalo (3/17)
- Made his NHL debut at Carolina (3/9)
- Represented the Phantoms at the AHL All-Star game (2/6)

2021-22:

- Produced a three-game playoff point streak (1g, 2a) from April 24-27
- Posted a three-game point streak (4g, 1a) from Mar. 31-April 3, including a hat trick vs. London (4/2)
- Sent back to Barrie after recovering from a shoulder injury

2020-21:

- Scored his first AHL goal (3/14) to start a career-high three-game point streak (2g, 1a) from Mar. 14-24
- Recorded his first AHL point at Hershey (3/6)
- Made his AHL debut at Hershey (2/6)
- Signed an entry-level contract with Philadelphia on October 14

2019-20:

- Led the OHL in PPG (18)
- Led the team in goals, assists, points and PPG
- Produced four points (2g, 2a) at Kitchener (3/6)
- Posted career-high 13-game point streaks twice: Oct. 14-Nov. 17 (9g, 13a) & Jan. 11-Feb. 13 (9g, 11a)
- Talled his first OHL hat trick in a career-high six point game (3g, 3a) vs. Mississauga (9/28)

2018-19:

- Scored his first OHL goal at Kingston to start a three-game point streak (1g, 2a) from Oct. 7-12
- Recorded his first OHL point (assist) in his OHL debut (9/20).

CAREER TRANSACTIONS

- Acquired: Selected in the first round (23rd overall) of the 2020 NHL Draft.

PERSONAL

- If he could live in a sitcom, it would be "Modern Family."
- His Favorite Flyers Memory is team road trips.
- His go-to karaoke song would be "Stacy's Mom" by Fountains of Wayne.

VS. NHL

TEAM	GP	G	A	PTS	PIM	TEAM	GP	G	A	PTS	PIM	TEAM	GP	G	A	PTS	PIM
ANA	2	0	1	1	0	EDM	2	0	0	0	2	PIT	5	4	2	6	4
ARI	1	0	0	0	0	FLA	4	0	2	2	0	SEA	2	0	0	0	2
BOS	3	3	1	4	4	LAK	2	0	0	0	0	SJS	2	0	0	0	2
BUF	4	0	1	1	0	MIN	3	2	1	3	0	STL	2	0	0	0	0
CAR	2	0	1	1	0	MTL	3	0	1	1	2	TBL	3	1	0	1	0
CGY	6	1	2	3	0	NJD	2	0	0	0	2	TOR	2	1	0	1	0
CHI	1	1	0	1	0	NSH	3	2	0	2	0	VAN	2	0	1	1	0
CBJ	2	1	1	2	0	NYI	3	0	0	0	0	VGK	3	1	0	1	2
COL	3	0	0	0	2	NYR	4	2	0	2	2	WSH	3	0	0	0	0
DAL	2	0	0	0	4	OTT	3	2	1	3	4	WPG	2	1	0	1	4
DET	4	1	2	3	4	PHI	-	-	-	-	-						

PROFESSIONAL CAREER

SEASON	TEAM	LEAGUE	GP	G	A	PTS	PIM	PP	SH	GW	S	S%	+/-	TF	F%	MIN
2020-21	Lehigh Valley	AHL	24	10	7	17	16	-	-	-	-	-	-	-	-	-
2021-22	Lehigh Valley	AHL	9	2	1	3	4	-	-	-	-	-	-	-	-	-
2022-23	Lehigh Valley	AHL	66	20	28	48	59	-	-	-	-	-	-	-	-	-
	Philadelphia	NHL	8	3	4	7	8	0	0	0	15	20.0	2	0	0.0	16:34
2023-24	Philadelphia	NHL	77	20	13	33	32	4	1	2	167	12.0	0	3	33.3	17:16
PHILADELPHIA/NHL TOTALS			85	23	17	40	40	4	1	2	182	12.6	2	3	33.3	17:12

PROFESSIONAL PLAYOFF CAREER

SEASON	TEAM	LEAGUE	GP	G	A	PTS	PIM	PP	SH	GW	S	S%	+/-	TF	F%	MIN
2022-23	Lehigh Valley	AHL	3	2	1	3	0	-	-	-	-	-	-	-	-	-
PHILADELPHIA/NHL TOTALS			0	0	0	0	0	0	0	0	0	0	0	0	0	0

CAREER HIGHLIGHTS

	FLYERS	CAREER
Most Goals (Game)	2 (4 Times)	2 (4 Times)
Most Assists (Game)	2 (3/21/23 vs. FLA)	2 (3/21/23 vs. FLA)
Most Points (Game)	3 (2/25/24 vs PIT)	3 (2/25/24 vs PIT)
Most Goals (Season)	20 (2023-24)	20 (2023-24)
Most Assists (Season)	13 (2023-24)	13 (2023-24)
Most Points (Season)	33 (2023-24)	33 (2023-24)
Longest Goal-Scoring Streak	3 Games (11/30-12/4/23; 2/24-2/27/24)	3 Games (11/30-12/4/23; 2/24-2/27/24)
Longest Assist-Scoring Streak	3 Games (3/17-3/21/23)	3 Games (3/17-3/21/23)
Longest Point-Scoring Streak	5 Games (3/17-3/25/23)	5 Games (3/17-3/25/23)



48

**MORGAN
FROST**

CENTER

SHOOTS: LEFT

HT: 6-0 • WT: 196

BORN: 5/14/1999

AURORA, ONT



2023-24 HIGHLIGHTS

- Owned career high in assists, power-play-goals (3) and power-play-points (11)
- Led the team in power-play-points, ranked T-3rd in assists, fifth in points
- Collected eight points (3-5=8) in career-high six game point streak (3/12-3/23)
- Matched career-high 13 faceoffs-won vs. FLA (3/24)
- Tallied 100th NHL point (assist) at WSH (3/1)
- Recorded his first career penalty shot goal vs. ARI (2/12)
- Registered six assists in season-high four game point streak (1/13-1/20)
- Recorded fourth career multi-goal game at LAK (11/11)
- Tallied first point of season (assist) and won season-high 12 faceoffs at ANA (11/10)

CAREER

2022-23:

- Set career highs in goals, assists, points, GWG, PPA (4) and PPP (5)
- Collected seven points (5-2=7) in a career-high five-game point streak (3/28-4/4/23).
- Logged a career-high 23:26 TOI at PIT (4/2/23).
- Recorded two career-high four-point games: at ARI (12/11/22) & vs. ARI (1/5/23).
- Netted three goals in three-game goal streak (12/17-12/22/22).
- Skated in 100th career NHL game vs. TBL (12/1/22).
- Registered first career multi-goal game, including first career GWG, vs. NJD (10/13/22).

2021-22

- Ranked T-8th on the Phantoms in points.
- Netted first career AHL GWG vs. Providence (2/4/22).

2020-21:

- Sustained a season-ending shoulder injury at BUF (1/19/21).

2019-20:

- Made NHL debut and scored first NHL goal at FLA (11/18/19).
- Ranked second on Lehigh Valley in goals and T-2nd in points.
- Represented the Phantoms at the 2020 AHL All-Star Classic.
- Tallied nine points (4-5=9) in season-high seven-game AHL point streak (10/18-11/3/19).
- Tallied three assists vs. Binghamton (10/18/19).
- Made his AHL debut vs. Providence (10/5/19).

CAREER TRANSACTIONS

- Selected by Philadelphia in the first round (27th overall) of the 2017 NHL Draft.
- Signed through 2024-25. Becomes an restricted free agent 2025-26.

PERSONAL

- Dog, Beaumont.
- If he could live in a sitcom, it would be "Friends."
- His Favorite Flyers Memory was the 2024 Stadium Series Game vs. New Jersey.
- His go-to karaoke song would be "Free Fallin'" by Tom Petty.

VS. NHL

TEAM	GP	G	A	PTS	PIM	TEAM	GP	G	A	PTS	PIM	TEAM	GP	G	A	PTS	PIM
ANA	6	2	3	5	4	EDM	3	0	0	0	0	PIT	10	1	3	4	6
ARI	6	2	8	10	0	FLA	9	2	1	3	2	SEA	6	2	1	3	2
BOS	7	1	1	2	2	LAK	6	2	2	4	2	SJS	5	0	2	2	0
BUF	12	2	0	2	2	MIN	5	1	2	3	0	STL	6	1	1	2	0
CAR	5	1	2	3	0	MTL	9	4	3	7	0	TBL	7	1	5	6	0
CGY	12	1	7	8	6	NJD	6	1	1	2	2	TOR	8	2	2	4	6
CHI	5	1	2	3	0	NSH	11	3	1	4	12	VAN	4	1	0	1	0
CBJ	7	0	5	5	2	NYI	10	1	0	1	2	VGK	4	1	0	1	4
COL	10	1	3	4	2	NYR	11	2	1	3	4	WSH	10	1	5	6	0
DAL	4	0	2	2	0	OTT	10	0	4	4	2	WPG	7	1	4	5	2
DET	8	1	0	1	0	PHI	-	-	-	-	-						

PROFESSIONAL CAREER

SEASON	TEAM	LEAGUE	GP	G	A	PTS	PIM	PP	SH	GW	S	S%	+/-	TF	F%	MIN
2019-20	Lehigh Valley	AHL	41	13	16	29	20	-	-	-	-	-	-	-	-	-
	Philadelphia	NHL	20	2	5	7	4	0	1	0	31	6.5	-3	93	47.3	13:41
2020-21	Philadelphia	NHL	2	0	0	0	0	0	0	0	0	0.0	0	20	50.0	10:14
2021-22	Lehigh Valley	AHL	24	6	13	19	8	-	-	-	-	-	-	-	-	-
	Philadelphia	NHL	55	5	11	16	14	1	0	0	85	5.9	-11	467	48.4	13:55
2022-23	Philadelphia	NHL	81	19	27	46	24	1	0	3	155	12.3	-12	951	45.8	16:21
2023-24	Philadelphia	NHL	71	13	28	41	22	3	0	1	135	9.6	4	823	49.5	15:49
PHILADELPHIA/NHL TOTALS			229	39	71	110	64	5	1	4	271	9.6	-22	2354	47.7	15:19

PROFESSIONAL PLAYOFF CAREER

SEASON	TEAM	LEAGUE	GP	G	A	PTS	PIM	PP	SH	GW	S	S%	+/-	TF	F%	MIN
PHILADELPHIA/NHL TOTALS																

CAREER HIGHLIGHTS

	FLYERS	CAREER
Most Goals (Game)	2 (10/13/22 vs. NJD)	2 (10/13/22 vs. NJD)
Most Assists (Game)	4 (1/5/23 vs. ARI)	4 (1/5/23 vs. ARI)
Most Points (Game)	4 (12/11/22 at ARI; 1/5/23 vs. ARI)	4 (12/11/22 at ARI; 1/5/23 vs. ARI)
Most Goals (Season)	19 (2022-23)	19 (2022-23)
Most Assists (Season)	28 (2023-24)	28 (2023-24)
Most Points (Season)	46 (2022-23)	46 (2022-23)
Longest Goal-Scoring Streak	3 Games (12/17-12/22/22)	3 Games (12/17-12/22/22)
Longest Assist-Scoring Streak	4 Games (1/13/24-1/20/24)	4 Games (1/13/24-1/20/24)
Longest Point-Scoring Streak	6 Games (3/12/24-3/23/24)	6 Games (3/12/24-3/23/24)



19

**GARNET
HATHAWAY**

RIGHT WING

SHOOTS: RIGHT

HT: 6-2 • WT: 215

BORN: 11/23/1991

NAPLES, FL



2023-24 HIGHLIGHTS

- Led team and ranked second in NHL in hits (320)
- Had four assists in last eight games
- Set career-high five blocked shots at NYR (4/11)
- Tallied career-high 11 hits vs. SJS (3/12); T-4th most hits in a game by a Flyer
- Tied career-high six shots at FLA (3/7)
- Skated in 500th career NHL game at WPG (1/13)
- Scored shorthanded-goal at VAN (12/28), his first since 2/3/19
- Netted first goal as a Flyer vs. CAR (10/30)

CAREER

2022-23:

- Played in his first career game seven in the NHL playoffs (4/17/23).
- Finished his sixth consecutive NHL season with a plus rating.
- Recorded his first goal with the Bruins, a GWG vs. DET (3/11/23).

2021-22:

- Established a career high in TOI/GP.
- Posted three points (2-1=3) and was a plus-four rating at PHI (2/17/22) - his highest total in both categories in a single game vs. any single opponent.
- Played his 400th career NHL game at EDM (12/5/21).
- Logged two multi-point games: 10/24/21 & 12/13/21.

2019-20:

- Ranked second among Capitals skaters and T-16th in the NHL in hits (189).
- Completed the season with an even rating or better in 53-of-66 games.

CAREER TRANSACTIONS

- Becomes an unrestricted free agent 2025-26.
- Signed a two-year contract as a free agent with Philadelphia, July 1, 2023;
- Traded to Boston, Feb. 23, 2023
- Signed four-year contract with Washington, July 1, 2019
- Signed a one-year contract with Calgary, July 30, 2018
- Signed a one-year contract with Calgary, July 20, 2017
- Signed a two-year entry-level contract with Calgary, April 13, 2015.
- Signed through 2024-25 season.

2018-19:

- Ranked T-2nd among Flames skaters in GWG.
- Recorded a three-game point streak (1/22-2/3/19).

2017-18:

- Ranked second in hits (154) among all Flames skaters.
- Led Calgary skaters in shorthanded shooting percentage (50.0).

2016-17:

- Earned a perfect night (100.0%) in faceoffs in six games.

2015-16:

- Recorded his first career NHL points (0-2=2) at BUF (3/3/16).
- Made NHL debut at PHI (2/29/16).

PERSONAL

- Wife, Lindsay, son, Luke, daughters, Ella and Quinn and Dog, Huck.
- If he could live in a sitcom, it would be "The Office."
- His Favorite Flyers Memory was his first game at Wells Fargo Center against Vancouver.
- His go-to karaoke song would be "Take Me Home, Country Roads'" by John Denver.

VS. NHL

TEAM	GP	G	A	PTS	PIM	TEAM	GP	G	A	PTS	PIM	TEAM	GP	G	A	PTS	PIM
ANA	13	1	3	4	67	EDM	19	1	1	2	8	PIT	26	1	2	3	16
ARI	22	0	1	1	15	FLA	12	1	0	1	15	SEA	17	3	3	6	33
BOS	25	2	6	8	52	LAK	14	2	2	4	4	SJS	6	0	1	1	4
BUF	24	4	3	7	15	MIN	15	1	0	1	20	STL	11	0	1	1	8
CAR	9	0	0	0	6	MTL	18	3	2	5	12	TBL	15	3	3	6	59
CGY	19	3	4	7	8	NJD	14	1	2	3	10	TOR	17	2	3	5	14
CHI	14	3	4	7	25	NSH	26	2	3	5	30	VAN	15	2	7	9	10
CBJ	15	1	0	1	18	NYI	24	3	1	4	32	VGK	16	1	1	2	14
COL	19	6	3	9	16	NYR	23	6	4	10	36	WSH	6	2	0	2	8
DAL	13	1	1	2	10	OTT	15	1	2	3	10	WPG	16	1	4	5	14
DET	15	3	1	4	18	PHI	26	5	6	11	15						

PROFESSIONAL CAREER

SEASON	TEAM	LEAGUE	GP	G	A	PTS	PIM	PP	SH	GW	S	S%	+/-	TF	F%	MIN
2014-15	Adirondack	AHL	72	19	17	36	77	6	2	0	123	15.4	-8	-	-	-
2015-16	Calgary	NHL	14	0	3	3	31	0	0	0	11	0.0	-1	4	25.0	12:01
	Stockton	AHL	44	8	13	21	39	1	3	0	87	9.2	-4	-	-	-
2016-17	Calgary	NHL	26	1	4	5	44	0	0	0	22	4.5	0	19	52.6	9:08
	Stockton	AHL	31	8	12	20	67	1	1	0	81	9.9	22	-	-	-
2017-18	Calgary	NHL	59	4	9	13	88	0	1	0	68	5.9	3	10	10.0	11:32
	Stockton	AHL	18	11	8	19	30	2	0	1	41	26.8	16	-	-	-
2018-19	Calgary	NHL	76	11	8	19	56	0	2	5	77	14.3	14	15	46.7	10:32
2019-20	Washington	NHL	66	9	7	16	79	0	0	1	80	11.3	6	29	31.0	10:47
2020-21	Washington	NHL	56	6	12	18	66	0	0	0	62	9.7	7	24	41.7	12:19
2021-22	Washington	NHL	76	14	12	26	57	0	0	4	124	11.3	19	28	35.7	13:23
2022-23	Washington	NHL	59	9	7	16	52	0	0	1	70	12.9	6	10	30.0	12:06
	Boston	NHL	25	4	2	6	17	0	0	2	18	22.2	-1	3	0.0	11:04
2023-24	Philadelphia	NHL	82	7	10	17	132	0	1	1	103	6.8	-7	33	66.7	12:29
PHILADELPHIA/NHL TOTALS			539	65	74	139	622	0	4	14	635	10.2	46	142	41.7	11:44

PROFESSIONAL PLAYOFF CAREER

SEASON	TEAM	LEAGUE	GP	G	A	PTS	PIM	PP	SH	GW	S	S%	+/-	TF	F%	MIN
2013-14	Abbotsford	AHL	1	0	0	0	10	0	0	0	1	0.0	-1	-	-	-
2016-17	Stockton	AHL	5	2	2	4	2	0	0	0	14	14.3	0	-	-	-
2018-19	Calgary	NHL	5	0	0	0	14	0	0	0	7	0.0	0	5	40.0	11:52
2019-20	Washington	NHL	8	0	0	0	12	0	0	0	5	0.0	-3	1	0.0	10:10
2020-21	Washington	NHL	5	2	1	3	4	0	0	0	12	16.7	2	-	-	12:25
2021-22	Washington	NHL	6	1	1	2	16	0	0	0	8	12.5	-6	-	-	13:25
2022-23	Boston	NHL	7	0	1	1	10	0	0	0	7	0.0	-1	2	100.0	9:27
PHILADELPHIA/NHL TOTALS			31	3	3	6	56	0	0	0	39	7.7	-8	8	50.0	11:16

CAREER HIGHLIGHTS

	FLYERS	CAREER
Most Goals (Game)	1 (7 Times)	2 (5 Times)
Most Assists (Game)	1 (10 Times)	2 (5 Times)
Most Points (Game)	1 (17 Times)	3 (2/17/22 At Phi)
Most Goals (Season)	7 (2023-24)	14 (2021-22)
Most Assists (Season)	10 (2023-24)	12 (2 Times)
Most Points (Season)	17 (2023-24)	26 (2021-22)
Longest Goal-Scoring Streak	2 Games (10/22 - 10/28/23)	2 Games (6 Times)
Longest Assist-Scoring Streak	2 Games (3 Times)	2 Games (8 Times)
Longest Point-Scoring Streak	2 Games (4 Times)	3 Games (5 Times)



77

**ERIK
JOHNSON**

DEFENSEMAN

SHOOTS: RIGHT

HT: 6-4 • WT: 229

BORN: 3/21/1988

BLOOMINGTON, MN



2023-24 HIGHLIGHTS

- Recorded two points (1-1=2) at MTL (4/9)
- Tallied career-high nine hits vs. CHI (3/30)
- Made Flyers debut at TBL (3/9)
- Tallied three goals, 24 penalty minutes, 93 hits and 68 blocked shots in 50 games with BUF
- Led Sabres in shorthanded time on-ice (152:31)
- Signed with Buffalo on 7/1

CAREER

2022-23:

- Appeared in 63 games with Colorado and recorded eight points (0-8=8).
- Played in seven playoff games with the Avalanche and notched one goal in that span.
- Played in his 900th NHL game on at CGY (1/18)

2021-22:

- Appeared in 20 playoff games and recorded five points (1-4=5) en route to winning the Stanley Cup with Colorado in 2021-22.
- Appeared in 800th NHL game at MTL (10/2)
- Served as an alternate captain with the Avalanche for six seasons and with the Blues for one season.

2020-21:

- Missed majority of season with head injury.

2019-20:

- Picked up 200th NHL assist vs. DAL (10/15).
- Appeared in 700th NHL game at SJS (3/1).

2018-19:

- Ranked third in points by Avalanche defensemen (7-18=25).

2017-18:

- Appeared in 600th NHL game vs. DAL (10/3).

2015-16:

- Appeared in 500th NHL game vs. CHI (2/2).

CAREER TRANSACTIONS

- Selected by St. Louis in the first round (1st overall) of the 2006 NHL Draft.
- Acquired by Colorado with Jay McClement and a first-round pick in the 2011 NHL Draft from St. Louis in exchange for Kevin Shattenkirk, Chris Stewart and a second-round pick in the 2011 NHL Draft, Feb. 18, 2011
- Signed with Buffalo as an unrestricted free agent, July 1, 2023
- Acquired by Philadelphia via trade in exchange for 4th round selection in 2024 NHL Draft

2014-15:

- Selected to his first NHL All-Star Game.

2013-14:

- Led all Colorado defenseman with 39 points (9-30=39).
- Recorded an assist in his Stanley Cup Playoff debut vs. MIN (4/17).
- Scored his first career playoff goal in Game 7 vs. MIN (4/30).
- Appeared in 400th career game vs. VAN (3/27).

2012-13:

- Appeared in 300th career game vs. LAK (1/22)

2011-12:

- Led all Colorado defensemen in scoring with 26 points (4-22=26).

2010-11:

- Appeared in 200th career game vs. MIN (2/11).

2009-10:

- Lead all Blues defensemen in points (39), goals (10), assists (29), shots (186), power-play goals (6) and games played (79).
- Appeared in 100th NHL game vs. CGY (10/15).

2007-08:

- Led all Blues defensemen with 33 points (5-28=33) in 69 games in his first NHL season.
- Scored his first career goal, the game-winner, at LAK (10/6).
- Made his NHL debut on 10/4 at PHX, recorded his first career point (assist).

PERSONAL

- If he could live in a sitcom, it would be "Cheers."
- His Favorite Flyers Memory was getting traded here.
- His go-to karaoke song would be "Dancing in the Moonlight" by King Harvest.

VS. NHL

TEAM	GP	G	A	PTS	PIM	TEAM	GP	G	A	PTS	PIM	TEAM	GP	G	A	PTS	PIM
ANA	40	0	13	13	32	EDM	39	3	15	18	22	PIT	21	3	5	8	6
ARI	41	2	9	11	25	FLA	24	1	1	2	6	SEA	44	4	14	18	26
BOS	25	1	2	3	14	LAK	38	3	9	12	16	SJS	5	1	0	1	0
BUF	20	2	8	10	4	MIN	53	2	10	12	51	STL	40	6	3	9	19
CAR	38	4	8	12	10	MTL	22	2	6	8	2	TBL	20	2	3	5	23
CGY	24	2	3	5	11	NJD	49	1	10	11	39	TOR	23	2	10	12	2
CHI	51	8	21	29	24	NSH	19	1	3	4	9	VAN	40	6	7	13	27
CBJ	11	1	3	4	2	NYI	22	4	5	9	10	VGK	13	1	1	2	4
COL	38	4	18	22	37	NYR	25	2	5	7	31	WSH	22	4	4	8	8
DAL	54	7	11	18	42	OTT	23	1	6	7	6	WPG	41	5	14	19	14
DET	41	7	11	18	16	PHI	21	1	12	13	2						

PROFESSIONAL CAREER

SEASON	TEAM	LEAGUE	GP	G	A	PTS	PIM	PP	SH	GW	S	S%	+/-	TF	F%	MIN
2010-11	St. Louis	NHL	55	5	14	19	37	1	1	2	108	4.6	-8	0	0	22:08
	Colorado	NHL	22	3	7	10	19	2	0	0	53	5.7	-5	0	0	24:33
2011-12	Colorado	NHL	73	4	22	26	26	1	0	1	155	2.6	-7	0	0	20:50
2012-13	Colorado	NHL	31	0	4	4	18	0	0	0	64	0	-3	0	0	20:45
2013-14	Colorado	NHL	80	9	30	39	61	2	0	2	157	5.7	5	0	0	23:00
2014-15	Colorado	NHL	47	12	11	23	33	3	0	2	115	10.4	2	0	0	24:25
2015-16	Colorado	NHL	73	11	16	27	50	3	2	0	175	6.3	-19	0	0	23:27
2016-17	Colorado	NHL	46	2	15	17	9	0	0	1	96	2.1	-6	1	0	22:05
2017-18	Colorado	NHL	62	9	16	25	58	0	0	3	168	5.4	3	0	0	25:26
2018-19	Colorado	NHL	80	7	18	25	38	0	0	1	144	4.9	8	1	0	21:49
2019-20	Colorado	NHL	59	3	13	16	20	0	0	1	99	3	9	0	0	21:03
2020-21	Colorado	NHL	4	0	1	1	2	0	0	0	5	0	2	0	0	13:26
2021-22	Colorado	NHL	77	8	17	25	24	0	1	1	139	5.8	22	0	0	17:17
2022-23	Colorado	NHL	63	0	8	8	12	0	0	0	98	0	8	0	0	17:15
2023-24	Buffalo	NHL	50	3	0	3	24	0	0	1	40	7.5	-5	0	0	13:48
	Philadelphia	NHL	17	2	1	3	2	0	0	0	20	10	-9	0	0	16:26
PHILADELPHIA/NHL TOTALS			987	93	250	343	540	22	4	20	1927	4.8	-11	3	0	20:52

PROFESSIONAL PLAYOFF CAREER

SEASON	TEAM	LEAGUE	GP	G	A	PTS	PIM	PP	SH	GW	S	S%	+/-	TF	F%	MIN
2013-24	Colorado	NHL	7	1	1	2	2	0	0	0	13	7.7	-6	0	0	26:13
2018-19	Colorado	NHL	12	2	1	3	4	0	0	0	25	8	-1	0	0	19:14
2019-20	Colorado	NHL	9	0	2	2	0	0	0	0	25	0	3	0	0	18:20
2021-22	Colorado	NHL	20	1	4	5	4	0	0	0	30	3.3	10	0	0	17:01
2022-23	Colorado	NHL	7	1	0	1	0	0	0	1	8	12.5	0	0	0	14:07
PHILADELPHIA/NHL TOTALS			55	5	8	13	10	0	0	1	101	5.0	6	0	0	18:31

CAREER HIGHLIGHTS

	FLYERS	CAREER
Most Goals (Game)	1 (4/9/24 - 4/16/24)	2 (12/13/14)
Most Assists (Game)	1 (4/9/24)	3 (7 Times)
Most Points (Game)	2 (4/9/24)	3 (7 Times)
Most Goals (Season)	2 (2023-24)	12 (2014-15)
Most Assists (Season)	1 (2023-24)	30 (2013-14)
Most Points (Season)	3 (2023-24)	39 (2009-10 : 2013-14)
Longest Goal-Scoring Streak	N/A	4 Games (12/20 - 12/27/14)
Longest Assist-Scoring Streak	N/A	4 Games (12/13-12/19/11)
Longest Point-Scoring Streak	N/A	5 Games (11/19-11/27/09)

2023-24 HIGHLIGHTS

- Led team in goals, assist and points
- Led NHL in shorthanded goals (6) and T-2nd in shorthanded points
- Career-highs in goals, points, shorthanded goals, shorthanded points and shots
- Recorded 400th NHL point (SHG) vs. NJD (4/13)
- Tallied career-high seven hits at MTL (4/9)
- Named alternate captain (2/14)
- Posted season-high seven game point streak 2x: 12/22-1/6 (5-5=10); 2/6-2/21 (5-7=12)
- Represented the team at 2024 NHL All-Star Weekend
- Tallied 200th NHL assist vs. DET (12/16)
- Scored first career penalty shot goal at COL (12/9)
- Skated in his 500th career NHL game vs. LAK (11/4)
- Netted two shorthanded goals at DAL (10/21); seventh Flyer to do so, first since 2008

CAREER

2022-23:

- Led the club with a career-high in goals and points and T-1st in game-winning goals.
- Ranked T-10th in the NHL in SHG.
- Continued a five-game point (4-3=7) streak vs. CBJ, tied for his longest active streak vs. a single NHL club.
- Tallied team leading 18th multi-point game (1-1=2) at CGY (2/20/23).
- Registered 18 points (12-8=18) in a career-high 10-game point streak (12/20/22-1/11/23).
- Recorded a career-high six-game goal streak (12/23/22-1/8/23).
- Collected 300th career point at TOR (12/22/22).
- Netted two goals in season opener vs. NJD (10/13/22) to become the second player in Flyers history to record two-plus multi-goal games in a season opener.

2021-22:

- Recorded a seven-game point streak (1g, 6a) (2/1-2/22/22).
- Set career high in time on ice (1391:27).
- Missed two games due to COVID Protocol (1/6-1/8/22).

2020-21:

- Recorded his first NHL hat trick vs. PIT (1/15/20).
- Registered eight multi-point games.
- Tallied seven points (2-5=7) in a five-point game streak (4/3-4/10/21).

CAREER TRANSACTIONS

- Selected by Philadelphia in the first round (24th overall) of the 2015 NHL Draft.
- Signed through 2032-33. Becomes an unrestricted free agent 2033-34

2019-20:

- Awarded the Toyota Cup, the Flyer with the most points from being selected as a 'Star of the Game.'
- Set a career-high in assists.
- Represented the Flyers at the 2020 NHL All-Star Weekend, the first appearance of his career.
- Posted three points (1-2=3) in the NHL Global Series win over Chicago in Prague, Czech Republic (10/4/19).
- Posted 18 points (7-11=18) over the final 18 games of the season.
- Recorded a Gordie Howe Hat Trick vs. NYR (11/23/19).
- Started the season on a four-game scoring streak (3-4=7) and logged 19 points (8-11=19) in the first 17 contests.

2017-18:

- Played his 100th career NHL game vs. TOR (12/12/17).
- Scored the OT GWG in consecutive games (Jan. 21-23, 2018) to become only the second Flyer to accomplish that feat (S. Kapanen, Dec. 28 & 29, 2005).
- Set career-high five-game goal streak (1/20-1/31/18).

2016-17:

- Made NHL debut vs. LAK and tallied two assists (10/14/16).
- Scored first NHL goal vs. BUF (10/25/16).

PERSONAL

- Wife, Karly, sons, Rhett and Beau and dog, Marvin.
- His Favorite Flyers Memory was getting drafted and his NHL debut against Los Angeles .
- His go-to karaoke song would be anything by Morgan Wallen.



11

TRAVIS KONECNY

RIGHT WING

SHOOTS: RIGHT

HT: 5-10 • WT: 190

BORN: 3/11/1997

LONDON, ONT



VS. NHL

TEAM	GP	G	A	PTS	PIM	TEAM	GP	G	A	PTS	PIM	TEAM	GP	G	A	PTS	PIM
ANA	14	5	6	11	6	EDM	11	2	3	5	6	PIT	29	11	13	24	14
ARI	14	6	10	16	4	FLA	19	4	9	13	15	SEA	11	3	8	11	20
BOS	28	8	8	16	18	LAK	13	3	4	7	24	SJS	6	4	3	7	6
BUF	25	7	11	18	12	MIN	11	2	3	5	8	STL	12	4	6	10	2
CAR	12	3	4	7	8	MTL	17	6	6	12	8	TBL	18	7	3	10	16
CGY	27	10	8	18	12	NJD	12	1	4	5	6	TOR	21	6	14	20	24
CHI	14	5	7	12	4	NSH	34	13	10	23	24	VAN	13	3	8	11	16
CBJ	11	4	7	11	8	NYI	30	8	9	17	20	VGK	11	2	6	8	4
COL	26	15	15	30	12	NYR	30	7	12	19	38	WSH	32	9	5	14	37
DAL	13	5	3	8	2	OTT	19	4	10	14	7	WPG	13	3	3	6	23
DET	18	4	8	12	6	PHI	-	-	-	-	-						

PROFESSIONAL CAREER

SEASON	TEAM	LEAGUE	GP	G	A	PTS	PIM	PP	SH	GW	S	S%	+/-	TF	F%	MIN
2016-17	Philadelphia	NHL	70	11	17	28	49	3	0	0	133	8.3	-2	5	0.0	14:05
2017-18	Philadelphia	NHL	81	24	23	47	46	1	0	6	177	13.6	17	21	33.3	14:54
2018-19	Philadelphia	NHL	82	24	25	49	40	4	0	3	182	13.2	-4	22	31.8	15:16
2019-20	Philadelphia	NHL	66	24	37	61	28	5	0	3	141	17.0	-1	49	49.0	16:48
2020-21	Philadelphia	NHL	50	11	23	34	26	4	0	1	100	11.0	-5	18	33.3	15:54
2021-22	Philadelphia	NHL	79	16	36	52	77	3	0	3	220	7.3	-23	31	41.9	17:37
2022-23	Philadelphia	NHL	60	31	30	61	77	5	3	5	191	16.2	-12	60	46.7	20:07
2023-24	Philadelphia	NHL	76	33	35	68	67	4	6	5	244	13.5	4	97	40.2	19:50
PHILADELPHIA/NHL TOTALS			564	174	226	400	410	29	9	26	1388	12.5	-26	303	40.9	16:46

PROFESSIONAL PLAYOFF CAREER

SEASON	TEAM	LEAGUE	GP	G	A	PTS	PIM	PP	SH	GW	S	S%	+/-	TF	F%	MIN
2017-18	Philadelphia	NHL	6	1	0	1	10	0	0	0	7	14.3	-3	4	25.0	13:51
2019-20	Philadelphia	NHL	16	0	7	7	14	0	0	0	29	0.0	3	7	28.6	17:26
PHILADELPHIA/NHL TOTALS			22	1	7	8	24	0	0	0	36	2.8	0	11	27.3	16:28

CAREER HIGHLIGHTS

	FLYERS	CAREER
Most Goals (Game)	3 (1/15/21 vs. PIT; 1/11/23 vs. WSH)	3 (1/15/21 vs. PIT; 1/11/23 vs. WSH)
Most Assists (Game)	3 (3 Times)	3 (3 Times)
Most Points (Game)	4 (1/15/21 vs. PIT; 4/13/23 vs. CHI)	4 (1/15/21 vs. PIT; 4/13/23 vs. CHI)
Most Goals (Season)	33 (2023-24)	33 (2023-24)
Most Assists (Season)	37 (2019-20)	37 (2019-20)
Most Points (Season)	68 (2023-24)	68 (2023-24)
Longest Goal-Scoring Streak	5 Games (1/20-1/31/18)	5 Games (1/20-1/31/18)
Longest Assist-Scoring Streak	5 Games (11/2-11/12/22)	5 Games (11/2-11/12/22)
Longest Point-Scoring Streak	10 Games (12/20/22-1/11/23)	10 Games (12/20/22-1/11/23)



21

**SCOTT
LAUGHTON**


CENTER

SHOOTS: LEFT

HT: 6-1 • WT: 196

BORN: 5/30/1994

OAKVILLE, ONT



2023-24 HIGHLIGHTS

- Led NHL in shorthanded points (8)
- Skated in 600th NHL game vs. NJD (4/13)
- Became franchise leader in hits at BOS (3/16)
- Recorded career-high seven game point streak (4-6=10), 2/10-2/25
- Registered career-high six game assist streak (2/12-2/25)
- Netted first career penalty shot goal vs. DAL (1/18)
- Won season-high 15 faceoffs at COL (12/9)
- Recorded 200th career point (assist) at CBJ (10/12)

CAREER

2022-23:

- Served as an alternate captain and won gold medal with Team Canada at the IIHF Men's World Championship and tallied eight points (3-5=8) in 10 games.
- Set career-highs in goals, assists, points, PPG, SHG and average TOI.
- Ranked T-3rd among NHL skaters in SHP (7).
- Skated in his 500th NHL game vs. DET (3/5/23).
- Recorded 100th NHL assist at CAR (12/23/22).

2021-22:

- Missed 12 games due to a concussion (3/12-4/3/22).
- Matched career-high six-game point streak (4-4=8) (1/25-2/15/19).
- Registered GWG vs. LAK (1/29/22).

2020-21:

- Recorded first NHL hat trick at WSH (2/7/21).
- Missed three games due to COVID protocol (2/18-2/24/21).
- Registered three multi-point games.

2019-20:

- Received the Yanick Dupre Class Guy Memorial Award and the Pelle Lindbergh Memorial Trophy.
- Missed 20 games due to injury (10/27-11/21/19 & 12/15-12/29/19).
- Recorded seven multi-point games.
- Registered three-game goal streak (1/31-2/3/20).

CAREER TRANSACTIONS

- Selected by Philadelphia in the first round (20th overall) of the 2012 NHL Draft.
- Signed through 2025-26. Becomes an unrestricted free agent 2026-27.

2018-19:

- Posted career-high six-game point streak (4-2=6) (3/1-3/14/19).

2017-18:

- Netted first career SHG vs. WSH (10/14/17).

2016-17:

- Recorded 15 points (9-6=15) in 18 games (1/7-2/19/17).
- Posted career-high AHL six-game point streak (3-4=7) (3/3-3/11/17).

2015-16:

- Recorded first NHL point (assist) at SJS (12/2/15).
- Scored first NHL goal and first NHL multi-point game (1-1=2) vs. CAR (12/13/14).

2013-14:

- Was the second-leading scorer for the Generals.
- Finished first in the OHL's East Division and played in the Eastern Conference finals.

2012-13:

- Made NHL debut vs. PIT (1/19/13).

PERSONAL

- Wife, Chloe, cats, Bruce and Penny.
- If he could live in a sitcom, it would be "The Office."
- His Favorite Flyers Memory was his first playoff game at Wells Fargo Center against Washington.
- His go-to karaoke song would be "Stubborn Love" by The Lumineers.

VS. NHL

TEAM	GP	G	A	PTS	PIM	TEAM	GP	G	A	PTS	PIM	TEAM	GP	G	A	PTS	PIM
ANA	13	1	8	9	4	EDM	13	1	1	2	8	PIT	31	7	9	16	14
ARI	14	6	4	10	13	FLA	22	4	3	7	8	SEA	13	0	5	5	12
BOS	28	1	3	4	26	LAK	14	3	1	4	10	SJS	5	1	2	3	2
BUF	27	2	6	8	29	MIN	14	2	5	7	8	STL	12	4	3	7	0
CAR	13	2	4	6	8	MTL	20	0	4	4	8	TBL	23	1	4	5	12
CGY	27	4	9	13	12	NJD	11	0	4	4	2	TOR	19	4	8	12	6
CHI	14	0	4	4	16	NSH	33	5	7	12	23	VAN	14	3	1	4	4
CBJ	13	2	2	4	8	NYI	32	3	13	16	15	VGK	12	2	4	6	6
COL	30	2	6	8	18	NYR	36	5	6	11	35	WSH	35	13	4	17	26
DAL	13	1	1	2	0	OTT	18	5	4	9	10	WPG	13	2	2	4	6
DET	19	9	6	15	16	PHI	-	-	-	-	-						

PROFESSIONAL CAREER

SEASON	TEAM	LEAGUE	GP	G	A	PTS	PIM	PP	SH	GW	S	%	+/-	TF	F%	MIN
2012-13	Oshawa	OHL	49	23	33	56	72	-	-	-	-	-	-	-	-	-
	Philadelphia	NHL	5	0	0	0	0	0	0	0	10	0.0	0	43	44.2	11:31
	Lehigh Valley	AHL	6	1	2	3	0	-	-	-	-	-	-	-	-	-
2013-14	Oshawa	OHL	54	40	47	87	72	-	-	-	-	-	-	-	-	-
2014-15	Lehigh Valley	AHL	39	14	13	27	31	-	-	-	-	-	-	-	-	-
	Philadelphia	NHL	31	2	4	6	17	0	0	0	51	3.9	-1	275	48.7	12:43
2015-16	Philadelphia	NHL	71	7	14	21	34	0	0	0	85	8.2	-2	388	43.8	10:26
2016-17	Lehigh Valley	AHL	60	19	20	39	40	-	-	-	-	-	-	-	-	-
	Philadelphia	NHL	2	0	0	0	0	0	0	0	4	0.0	0	20	55.0	10:15
2017-18	Philadelphia	NHL	81	10	10	20	42	0	1	0	108	9.3	-10	604	52.0	11:07
2018-19	Philadelphia	NHL	82	12	20	32	53	0	0	1	130	9.2	-11	635	54.2	14:51
2019-20	Philadelphia	NHL	49	13	14	27	26	0	0	2	74	17.6	13	271	53.9	14:36
2020-21	Philadelphia	NHL	53	9	11	20	39	0	1	1	89	10.1	13	431	49.0	15:25
2021-22	Philadelphia	NHL	67	11	19	30	35	0	2	1	110	10.0	-9	774	51.0	16:25
2022-23	Philadelphia	NHL	78	18	25	43	50	5	3	0	170	10.6	-9	1077	47.3	18:17
2023-24	Philadelphia	NHL	82	13	26	39	69	1	2	2	167	7.8	-9	977	48.9	15:39
PHILADELPHIA/NHL TOTALS			601	95	143	238	365	6	9	7	998	9.5	-25	5495	49.7	14:26

PROFESSIONAL PLAYOFF CAREER

SEASON	TEAM	LEAGUE	GP	G	A	PTS	PIM	PP	SH	GW	S	%	+/-	TF	F%	MIN
2015-16	Philadelphia	NHL	3	0	0	0	0	0	0	0	8	0.0	-1	3	66.7	9:10
2016-17	Lehigh	AHL	5	2	1	3	2	-	-	-	-	-	-	-	-	-
2017-18	Philadelphia	NHL	6	1	0	1	6	0	0	0	4	25.0	1	15	60.0	10:41
2019-20	Philadelphia	NHL	15	5	4	9	21	0	0	1	20	25.0	2	49	46.9	15:22
PHILADELPHIA/NHL TOTALS			24	6	4	10	27	0	0	1	32	18.8	2	67	50.7	13:25

CAREER HIGHLIGHTS

	FLYERS	CAREER
Most Goals (Game)	3 (2/7/21 at WSH)	3 (2/7/21 at WSH)
Most Assists (Game)	3 (1/14/19 vs MIN)	3 (1/14/19 vs MIN)
Most Points (Game)	3 (4 Times)	3 (4 Times)
Most Goals (Season)	18 (2022-23)	18 (2022-23)
Most Assists (Season)	25 (2022-23)	25 (2022-23)
Most Points (Season)	43 (2022-23)	43 (2022-23)
Longest Goal-Scoring Streak	3 Games (1/31-2/3/20; 3/21-3/25/23)	3 Games (1/31-2/3/20; 3/21-3/25/23)
Longest Assist-Scoring Streak	6 Games (2/12-2/25/24)	6 Games (2/12-2/25/24)
Longest Point-Scoring Streak	7 Games (2/10-2/25/24)	7 Games (2/10-2/25/24)



39

**MATVEI
MICHKOV**


RIGHT WING

SHOOTS: LEFT

HT: 5-10 • WT: 190

BORN: 10/9/2004

PERM, RUS



2023-24 HIGHLIGHTS

- Led Sochi (KHL) in goals, ranked second in points and third in assists
- Owned 11 multi-point games this season
- Owned a three game point streak 4 times
- Tallied a three-point game (2-1=3) at Kunlun (2/23)
- Appeared in one game with St. Petersburg before being loaned to Sochi
- First-round selection in 2023 NHL Draft.

CAREER

2022-23:

- Collected 20 points (9g, 11a) in 27 games with Sochi of the KHL after being loaned to the club by St. Petersburg SKA.
- Ranked fourth in points and T-5th in goals on the team despite playing at least 28 games fewer than the teammates ahead of him.
- Posted career-high five points (1g, 4a) vs. Kunlun RS (2/26).
- Skated in 12 games for SKA Neva of the VHL and accumulated 14 points (10g, 4a).
- Ranked third on SKA Neva in goals.
- Tallied a five-game goal and point streak (5g, 3a), (10/7-11/5).
- Loaned to Kapitan Stupino of the MHL for their playoff run and garnered seven points (4g, 3a) in five games.

2021-22:

- Split time between SKA Varyagi and SKA 1946 of the MHL and collected 51 points (30g, 21a) in 28 total games and won the Kharlamov Cup with SKA-1946.
- Ranked T-10th in the league in goals.
- Led the MHL in playoff goals and PPG (5), ranked seventh in points.
- Posted career-high 12-game point streak (18g, 12a), (10/1-1/16).

CAREER TRANSACTIONS

- Selected by Philadelphia in the first round (7th overall) of the 2023 NHL Draft.

- Netted career-high five goals vs. JHC Dynamo SPb (11/20).
- Netted his first career KHL goal and point as part of a three-point performance (2g, 1a) vs. Admiral (9/6).
- Made his KHL debut (9/2).
- Won a gold medal with Team Russia at the 2021 Hlinka Gretzky Cup and posted 13 points (8g, 5a) in five games.
- Led the 2021 Hlinka Gretzky Cup in points and ranked T-1st in goals.

2020-21:

- Split time between SKA Varyagi and SKA 1946 of the MHL and collected 56 points (38g, 18a) in 56 combined games.
- Led the MHL in goals, ranked second in PPG (11), and eighth in points.
- Tallied three consecutive three-point performances (6g, 3a), (1/23-1/28).
- Netted his first career MHL goal in his MHL debut vs. JHC Dynamo SPb (9/5).
- Won a silver medal with Team Russia at the 2021 U18 World Junior Championship and tallied 16 points (12g, 4a) in seven games.
- Named Best Forward and Most Valuable Player at the 2021 WJC as he led all skaters in goals and points.

PERSONAL

- His go-to karaoke song would be an Russian song.

VS. NHL

TEAM	GP	G	A	PTS	PIM	TEAM	GP	G	A	PTS	PIM	TEAM	GP	G	A	PTS	PIM
ANA	-	-	-	-	-	EDM	-	-	-	-	-	PIT	-	-	-	-	-
ARI	-	-	-	-	-	FLA	-	-	-	-	-	SEA	-	-	-	-	-
BOS	-	-	-	-	-	LAK	-	-	-	-	-	SJS	-	-	-	-	-
BUF	-	-	-	-	-	MIN	-	-	-	-	-	STL	-	-	-	-	-
CAR	-	-	-	-	-	MTL	-	-	-	-	-	TBL	-	-	-	-	-
CGY	-	-	-	-	-	NJD	-	-	-	-	-	TOR	-	-	-	-	-
CHI	-	-	-	-	-	NSH	-	-	-	-	-	VAN	-	-	-	-	-
CBJ	-	-	-	-	-	NYI	-	-	-	-	-	VGK	-	-	-	-	-
COL	-	-	-	-	-	NYR	-	-	-	-	-	WSH	-	-	-	-	-
DAL	-	-	-	-	-	OTT	-	-	-	-	-	WPG	-	-	-	-	-
DET	-	-	-	-	-	PHI	-	-	-	-	-						

PROFESSIONAL CAREER

SEASON	TEAM	LEAGUE	GP	G	A	PTS	PIM	PP	SH	GW	S	S%	+/-	TF	F%	MIN
2020-21	SKA 1946	MHL	50	35	17	52	45	-	-	-	-	-	-	-	-	-
	SKA Varyagi	MHL	6	3	1	4	2	-	-	-	-	-	-	-	-	-
2021-22	St. Petersburg SKA	KHL	13	2	3	5	0	-	-	-	-	-	-	-	-	-
	SKA 1946	MHL	22	22	16	38	22	-	-	-	-	-	-	-	-	-
	SKA Varyagi	MHL	6	8	5	13	2	-	-	-	-	-	-	-	-	-
2022-23	St. Petersburg SKA	KHL	3	0	0	0	2	-	-	-	-	-	-	-	-	-
	Sochi HC	KHL	27	9	11	20	20	-	-	-	-	-	-	-	-	-
2023-24	St. Petersburg SKA	KHL	1	0	0	0	0	-	-	-	-	-	-	-	-	-
	Sochi HC	KHL	47	19	22	41	26	-	-	-	-	-	-	-	-	-
PHILADELPHIA/NHL TOTALS			0	0	0	0	0	0	0	0	0	0	0	0	0	0

PROFESSIONAL PLAYOFF CAREER

SEASON	TEAM	LEAGUE	GP	G	A	PTS	PIM	PP	SH	GW	S	S%	+/-	TF	F%	MIN
2020-21	SKA 1946	MHL	5	1	2	3	6	-	-	-	-	-	-	-	-	-
2021-22	SKA 1946	MHL	17	13	4	17	16	-	-	-	-	-	-	-	-	-
PHILADELPHIA/NHL TOTALS			0	0	0	0	0	0	0	0	0	0	0	0	0	0

CAREER HIGHLIGHTS

	FLYERS	CAREER
Most Goals (Game)	N/A	N/A
Most Assists (Game)	N/A	N/A
Most Points (Game)	N/A	N/A
Most Goals (Season)	N/A	N/A
Most Assists (Season)	N/A	N/A
Most Points (Season)	N/A	N/A
Longest Goal-Scoring Streak	N/A	N/A
Longest Assist-Scoring Streak	N/A	N/A
Longest Point-Scoring Streak	N/A	N/A



25

**RYAN
POEHLING**

CENTER

SHOOTS: LEFT

HT: 6-2 • WT: 212

BORN: 1/3/1999

LAKEVILLE, MN

2023-24 HIGHLIGHTS

- Owned career-highs in games played, goals, assists, points, shorthanded goals and points
- Played in his 200th career NHL game vs. TOR (3/14)
- Registered career-high 16 faceoffs won vs. SJS (3/12)
- Scored shorthanded in back-to-back games (2/8-2/10)
- Signed two-year contract extension on 1/27
- Netted first goal as Flyer at CAR (11/15)
- Tallied first point (assist) of season at BUF (11/3)
- Made PHI debut at CBJ (10/12)

CAREER

2022-23:

- Recorded an average of 128:51 of shorthanded TOI, ranking sixth among Penguins skaters.
- Posted nine shorthanded shots on goal to rank T-2nd second among club skaters.
- Set a career-high six hits vs. TOR (11/26/22).
- Skated in 100th career NHL game at MTL (11/12/22).

2021-22:

- Skated a career-high 18:15 TOI at FLA (1/1/22).
- Recorded two multi-goal games – his most in a single season.

2020-21:

- Led the Laval Rocket in GWG and points, ranked T-1st in PPG, second in goals and third in assists.
- Tallied six points (3-3=6) in a career-high five-game AHL point streak (3/26-4/4/21).

2019-20:

- Recorded four points (2-2=4) in season-high four-game point streak (10/14-10/19/19).

2018-19:

- Made NHL debut vs. TOR and recorded first career hat trick and shootout game-deciding goal (4/6/19).
- He became the fifth Canadiens player in franchise history to score at least two goals in his NHL debut and first to record a hat trick since Alex Smart (1/14/43).

CAREER TRANSACTIONS

- Signed through 2025-26, Becomes a restricted free agent 2026-27
- Signed one-year contract as a free agent with Philadelphia, July 1, 2023
- Traded to Pittsburgh, July 16, 2022;
- Signed two-year contract with Montreal, Aug. 27, 2021
- Signed three-year entry-level contract with Montreal, March 31, 2019
- Selected by Montreal in the first round (25th overall) of the 2017 NHL Draft.

PERSONAL

- If he could live in a sitcom, it would be "Entourage."
- His Favorite Flyers Memory was playing meaningful games down the stretch last year.
- His go-to karaoke song would be "Should've Been a Cowboy" by Toby Keith.



VS. NHL

TEAM	GP	G	A	PTS	PIM	TEAM	GP	G	A	PTS	PIM	TEAM	GP	G	A	PTS	PIM
ANA	3	0	0	0	2	EDM	7	0	0	0	0	PIT	8	0	0	0	2
ARI	3	1	0	1	0	FLA	8	1	4	5	0	SEA	5	1	0	1	0
BOS	8	1	1	2	0	LAK	5	1	0	1	2	SJS	3	1	0	1	0
BUF	8	0	3	3	0	MIN	6	1	0	1	0	STL	5	1	2	3	0
CAR	9	2	0	1	2	MTL	5	1	0	1	0	TBL	9	0	3	3	2
CGY	6	0	1	2	4	NJD	10	2	2	4	0	TOR	8	3	0	3	0
CHI	7	0	2	2	0	NSH	5	2	0	2	0	VAN	6	1	1	2	0
CBJ	11	2	4	6	2	NYI	5	0	2	2	2	VGK	5	0	0	0	0
COL	5	0	1	1	0	NYR	9	2	2	4	0	WSH	10	3	1	4	2
DAL	5	0	1	1	2	OTT	9	0	0	0	0	WPG	7	1	3	4	0
DET	8	1	0	1	0	PHI	7	3	0	3	2						

PROFESSIONAL CAREER

SEASON	TEAM	LEAGUE	GP	G	A	PTS	PIM	PP	SH	GW	S	S%	+/-	TF	F%	MIN
2018-19	Montreal	NHL	1	3	0	3	0	0	0	0	3	100.0	3	7	57.1	11:22
2019-20	Montreal	NHL	27	1	1	2	4	0	0	0	26	3.8	-4	15	20.0	10:20
	Laval	AHL	36	5	8	13	6	2	0	1	43	11.6	-2	-	-	-
2020-21	Laval	AHL	28	11	14	25	2	3	0	4	59	18.6	5	-	-	-
2021-22	Montreal	NHL	57	9	8	17	6	2	0	1	91	9.9	-21	489	46.4	12:12
	Laval	AHL	7	3	3	6	0	0	0	0	15	20.0	-3	-	-	-
2022-23	Pittsburgh	NHL	53	7	7	14	8	0	2	0	64	10.9	-2	411	45.3	11:46
2023-24	Philadelphia	NHL	77	11	17	28	6	1	3	1	111	9.9	-11	938	49.1	15:00
PHILADELPHIA/NHL TOTALS			77	11	17	28	6	3	5	2	295	10.5	-35	1860	47.4	12:51

PROFESSIONAL PLAYOFF CAREER

SEASON	TEAM	LEAGUE	GP	G	A	PTS	PIM	PP	SH	GW	S	S%	+/-	TF	F%	MIN
PHILADELPHIA/NHL TOTALS																

CAREER HIGHLIGHTS

	FLYERS	CAREER
Most Goals (Game)	2 (12/19/23 @ NJD)	3 (4/6/19 vs. TOR)
Most Assists (Game)	2 (2 Times)	2 (1/24/23 vs. FLA)
Most Points (Game)	3 (11/19/24 vs CBJ)	3 (4/6/19 vs. TOR)
Most Goals (Season)	11 (2023-24)	11 (2023-24)
Most Assists (Season)	17 (2023-24)	17 (2023-24)
Most Points (Season)	28 (2023-24)	28 (2023-24)
Longest Goal-Scoring Streak	2 Games (2/8-2/10/24)	2 Games (2/8-2/10/24)
Longest Assist-Scoring Streak	2 Games (2 Times)	2 Games (3 Times)
Longest Point-Scoring Streak	3 Games (3/23-3/26/24)	3 Games (3/23-3/26/24)



55

**RASMUS
RISTOLAINEN**

DEFENSEMAN

SHOOTS: RIGHT

HT: 6-4 • WT: 226

BORN: 10/27/1994

TURKU, FIN



2023-24 HIGHLIGHTS

- Placed on injury reserve (2/27)
- Skated in 700th career NHL game vs. CBJ (1/4)
- Netted first goal of season at CGY (12/31)
- Recorded first point of season (assist) vs. PIT (12/4)
- Made season debut at NYI (11/25)
- Placed on injury reserve (10/9)

CAREER

2022-23:

- Reached the 20-point mark for the first time since 2019-20 with an assist vs. CBJ (4/11/23).
- Posted a season-high four-game point streak (1-3=4) (3/23-3/30/23).
- Skated in his 100th game as a Flyer at BUF (1/9/23).
- Logged 25:58 TOI at VGK (12/9/22) - his highest total as a Flyer.

2021-22:

- Missed 16 games due to upper-body injury and COVID protocol.
- Recorded over 18 minutes of TOI in all 66 games.

2020-21:

- Missed seven games due to COVID.
- Led all Sabres skaters in TOI/GP for the fourth consecutive season.
- Produced six multi-point games throughout the season.

2019-20:

- Finished in the top five among all Sabres skaters in points and shots for the fifth straight season.
- Logged a career-high 7.74 hits per 60; ranked eighth in the league and led all NHL defensemen in hits.
- Became the ninth defenseman to record 200 career points with the Sabres with an assist vs. TBL (11/8/19).
- Recorded six points (1-5=6) in season-best five-game point streak (11/29-12/7/19).
- Registered two four-game point streaks: Jan. 11-16, 2020 (1-3=4) & Feb. 13- 22, 2020 (0-6=6).
- Tied Bill Hajt for 10th-most career goals scored by a Sabres defenseman with his tally at WPG (3/3/20).

2018-19:

- Became the third defenseman in Sabres history to record 40 points in at least four consecutive seasons (2015-16 to 2018-19).
- Finished his fourth consecutive season with a point-per-game average of .50 or more.

2017-18:

- Ranked fifth among all Buffalo skaters and led Buffalo defenseman in points.
- Ranked fourth among all league skaters in TOI/GP.
- Was one of two Buffalo defensemen to record an overtime goal (1).

2016-17:

- Set career high in assists and ranked T-7th among all NHL defensemen.
- Posted a career-high six-game point streak (0-6=6) (2/12-2/25/17).
- Represented Finland at the 2016 World Cup of Hockey.

2015-16:

- Ranked third among all Sabres and ninth among all NHL defensemen in shots to become the first Sabres defenseman to record 200 shots in a season since Phil Housley (1989-90).
- Registered first career hat trick at CGY (12/10/15) to become the sixth Sabres defenseman to record a hat trick.
- With his hat trick on 12/10/15, he became one of only two Sabres defensemen to score three goals in a single period and the youngest NHL defenseman to score a hat trick (21 years, 44 days) since Hannu Virta (19 years, 362 days) on 3/19/83.

2014-15:

- Led all Sabres defensemen in points and shots and ranked T-1st in assists.
- Recorded career-high three-game goal streak (3/26-3/30/15).

2013-14:

- Made NHL debut at DET (10/2/13).
- Registered first NHL goal/point at FLA (10/25/13).
- Scored the gold medal-clinching overtime goal for Finland at the Under-20 World Junior Championship and recorded three goals in five games.

CAREER TRANSACTIONS

- Signed five-year contract extension with Philadelphia, March 10, 2022
- Traded to Philadelphia, July 23, 2021
- Signed six-year contract with Buffalo, Oct. 11, 2016
- Signed three-year entry-level contract with Buffalo, July 12, 2013
- Selected by Buffalo in the first round (8th overall) of the 2013 NHL Draft.
- Signed through 2026-27. Becomes an unrestricted free agent 2027-28.

PERSONAL

- Dogs, Kocky and Bobby.
- Can speak Finnish and English fluently.
- If he could live in a sitcom, it would be "The Office."
- His Favorite Flyers Memory was dressing up as Rocky prior to the 2024 Stadium Series Game versus New Jersey.
- His go-to karaoke song would be "Barbie Girl" by Aqua.

VS. NHL

TEAM	GP	G	A	PTS	PIM	TEAM	GP	G	A	PTS	PIM	TEAM	GP	G	A	PTS	PIM
ANA	18	3	3	6	4	EDM	18	2	12	14	4	PIT	33	0	11	11	25
ARI	17	2	6	8	14	FLA	29	3	7	10	22	SEA	16	1	5	6	4
BOS	38	6	3	9	16	LAK	18	3	8	11	6	SJS	5	0	3	3	2
BUF	4	1	0	1	0	MIN	15	3	3	6	23	STL	18	0	3	3	4
CAR	19	5	6	11	4	MTL	29	2	5	7	8	TBL	33	1	9	10	20
CGY	24	1	7	8	20	NJD	18	1	7	8	2	TOR	30	1	10	11	34
CHI	15	0	8	8	14	NSH	31	3	9	12	14	VAN	17	2	10	12	10
CBJ	18	1	6	7	2	NYI	33	2	8	10	20	VGK	10	0	3	3	4
COL	24	2	9	11	12	NYR	32	2	5	7	8	WSH	31	1	14	15	6
DAL	17	0	4	4	4	OTT	29	1	13	14	21	WPG	16	1	6	7	8
DET	32	2	19	21	14	PHI	26	0	11	11	20						

PROFESSIONAL CAREER

SEASON	TEAM	LEAGUE	GP	G	A	PTS	PIM	PP	SH	GW	S	S%	+/-	TF	F%	MIN
2013-14	Buffalo	NHL	34	2	2	4	6	0	0	0	52	3.8	-15	1	0.0	19:07
	Rochester	AHL	34	6	14	20	22	4	0	0	66	9.1	-2	1	100.0	-
2014-15	Buffalo	NHL	78	8	12	20	26	4	0	0	121	6.6	-32	0	0.0	20:36
2015-16	Buffalo	NHL	82	9	32	41	33	1	0	1	202	4.5	-21	0	0.0	25:16
2016-17	Buffalo	NHL	79	6	39	45	58	1	0	2	186	3.2	-9	1	100.0	26:28
2017-18	Buffalo	NHL	73	6	35	41	48	1	0	1	182	3.3	-25	0	0.0	26:30
2018-19	Buffalo	NHL	78	5	38	43	38	2	0	2	182	2.7	-41	0	0.0	24:38
2019-20	Buffalo	NHL	69	6	27	33	46	1	0	0	128	4.7	-2	0	0.0	22:48
2020-21	Buffalo	NHL	49	4	14	18	36	0	0	0	73	5.5	-18	0	0.0	22:17
2021-22	Philadelphia	NHL	66	2	14	16	38	0	0	0	97	2.1	-9	0	0.0	21:26
2022-23	Philadelphia	NHL	74	3	17	20	32	1	1	0	86	3.5	-4	0	0.0	19:01
2023-24	Philadelphia	NHL	31	1	3	4	8	0	0	0	46	2.2	-6	3	66.7	16:41
PHILADELPHIA/NHL TOTALS			713	52	233	285	369	15	1	6	1355	3.8	-182	3	66.7	22:50

PROFESSIONAL PLAYOFF CAREER

SEASON	TEAM	LEAGUE	GP	G	A	PTS	PIM	PP	SH	GW	S	S%	+/-	TF	F%	MIN
2013-14	Rochester	AHL	5	0	2	2	2	-	-	-	-	-	-	-	-	-
PHILADELPHIA/NHL TOTALS			0	0	0	0	0	0	0	0	0	0	0	0	0	0

CAREER HIGHLIGHTS

	FLYERS	CAREER
Most Goals (Game)	1 (4 Times)	3 (12/10/15 at CGY)
Most Assists (Game)	2 (1/28/23 at WPG; 2/12/23 vs. SEA)	3 (4 Times)
Most Points (Game)	2 (3 Times)	3 (6 Times)
Most Goals (Season)	3 (2022-23)	9 (2015-16)
Most Assists (Season)	17 (2022-23)	39 (2016-17)
Most Points (Season)	20 (2022-23)	45 (2016-17)
Longest Goal-Scoring Streak	N/A	3 Games (3/26-3/30/15)
Longest Assist-Scoring Streak	3 Games (3/25-3/30/23)	6 Games (2/12-2/25/17)
Longest Point-Scoring Streak	4 Games (3/23-3/30/23)	6 Games (2/12-2/25/17)



6

TRAVIS
SANHEIM

DEFENSEMAN

SHOOTS: LEFT

HT: 6-4 • WT: 222

BORN: 3/29/1996

ELKHORN, MB



2023-24 HIGHLIGHTS

- Led team in time on-ice (23:48), ranked second in assists and fourth in points
- Owned career-highs in goals, game-winning goals (3), assists, points, shorthanded points and penalty minutes
- Netted second career shorthanded goal at TOR (2/15)
- Tied career best seven blocked shots at PIT (12/2)
- Tied career-high three points (1-2=3) vs. MIN (10/26)
- Recorded first career shorthanded point (assist) at DAL (10/21)

CAREER

2022-23:

- Ranked second among Flyers defensemen in goals and third in points.
- Recorded 100th career NHL assist vs. MIN (3/23/23).
- Skated in his 400th NHL game at PIT (3/11/23).
- Logged a season-high 27:42 TOI at ARI (12/11/22).
- Recorded five points (3-2=5) in season-high four-game point streak (11/29-12/5/22).
- Scored first career SHG vs. NYI (11/29/22).

2021-22:

- Recorded a career-high 22:58 TOI average.
- Led Flyers skaters in plus-minus
- Played a game-high of 29:57 vs. MTL (4/21/22).
- Produced a three-game point streak (1-3=4) (2/17-2/22/22).
- Missed two games due to COVID protocol (1/6-1/8/22).

2020-21:

- Tallied three assists in back-to-back games (1/31-2/3/21).

2019-20:

- Appeared in all 69 games (COVID season) marking his second consecutive season without missing a game
- Notched his fourth career two-goal game and third of the season vs. BOS (1/13/20).
- Played his 200th NHL game vs. BOS (3/10/20).
- Posted his first career three-point game (2-1=3) vs. NYR (12/23/19).
- Tallied four assists in season-high four-game point streak (2/13-2/20/20).

2018-19:

- Tallied his first career multi-goal game vs. CBJ (12/6/18).
- Posted two points (1-1=2) in his 100th NHL game at BOS (1/31/19).
- Collected six points (4-2=6) in career-high five-game point streak (2/23-3/3/19).

2017-18:

- Appeared in his first NHL postseason and netted his first career NHL playoff goal in Game 3 vs. PIT (4/15/18).
- Scored his first NHL goal vs. BUF (12/14/17).
- Made his NHL at LAK (10/5/17).

CAREER TRANSACTIONS

- Selected by Philadelphia in the first round (17th overall) of the 2014 NHL Draft.
- Signed through 2030-31. Becomes an unrestricted free agent 2031-32.

PERSONAL

- Wife, Alex, dogs, Dirks and Ellie.
- If he could live in a sitcom, it would be "Friends."
- His Favorite Flyers Memory was getting drafted.
- His go-to karaoke song would be "Thank God I'm A Country Boy" by John Denver.

VS. NHL

TEAM	GP	G	A	PTS	PIM	TEAM	GP	G	A	PTS	PIM	TEAM	GP	G	A	PTS	PIM
ANA	12	2	5	7	4	EDM	11	0	4	4	2	PIT	27	2	7	9	12
ARI	11	0	3	3	6	FLA	16	4	3	7	2	SEA	6	0	4	4	0
BOS	25	5	6	11	8	LAK	12	0	1	1	6	SJS	10	0	1	1	8
BUF	24	2	14	16	16	MIN	11	1	6	7	0	STL	10	0	3	3	4
CAR	22	2	4	6	8	MTL	15	1	3	4	8	TBL	14	1	5	6	10
CGY	11	2	1	3	6	NJD	27	2	7	9	17	TOR	17	3	5	8	8
CHI	12	1	3	4	4	NSH	10	3	1	4	2	VAN	12	0	2	2	2
CBJ	21	4	6	10	8	NYI	29	3	8	11	8	VGK	11	1	5	6	10
COL	12	2	7	9	4	NYR	28	2	11	13	18	WSH	27	1	4	5	8
DAL	11	0	2	2	6	OTT	16	1	2	3	12	WPG	12	0	1	1	4
DET	15	1	3	4	8	PHI	-	-	-	-	-						

PROFESSIONAL CAREER

SEASON	TEAM	LEAGUE	GP	G	A	PTS	PIM	PP	SH	GW	S	S%	+/-	TF	F%	MIN
2015-16	Lehigh Valley	AHL	4	1	2	3	0	-	-	-	-	-	-	-	-	-
2016-17	Lehigh Valley	AHL	76	10	27	37	46	-	-	-	-	-	-	-	-	-
2017-18	Lehigh Valley	AHL	18	1	15	16	10	-	-	-	-	-	-	-	-	-
	Philadelphia	NHL	49	2	8	10	20	0	0	0	72	2.8	-6	0	0.0	15:35
2018-19	Philadelphia	NHL	82	9	26	35	22	2	0	2	121	7.4	-4	0	0.0	19:34
2019-20	Philadelphia	NHL	69	8	17	25	32	0	0	0	110	7.3	4	0	0.0	20:09
2020-21	Philadelphia	NHL	55	3	12	15	23	0	0	1	100	3.0	-22	0	0.0	21:53
2021-22	Philadelphia	NHL	80	7	24	31	34	0	0	1	123	5.7	9	0	0.0	22:58
2022-23	Philadelphia	NHL	81	7	16	23	40	0	1	1	111	6.3	-5	0	0.0	20:24
2023-24	Philadelphia	NHL	81	10	34	44	48	0	1	3	146	6.8	-20	0	0.0	23:48
PHILADELPHIA/NHL TOTALS			497	46	137	183	219	2	2	8	783	5.9	-44	0	0.0	20:53

PROFESSIONAL PLAYOFF CAREER

SEASON	TEAM	LEAGUE	GP	G	A	PTS	PIM	PP	SH	GW	S	S%	+/-	TF	F%	MIN
2016-17	Phantoms	AHL	5	0	3	3	2	-	-	-	-	-	-	-	-	-
2017-18	Phantoms	AHL	7	1	2	3	4	-	-	-	-	-	-	-	-	-
	Flyers	NHL	4	1	0	1	2	-	-	-	-	-	-	-	-	-
2019-20	Flyers	NHL	16	1	6	7	6	-	-	-	-	-	-	-	-	-
PHILADELPHIA/NHL TOTALS			20	2	6	8	8	0	0	0	0	0	0	0	0	0

CAREER HIGHLIGHTS

	FLYERS	CAREER
Most Goals (Game)	2 (4 Times)	2 (4 Times)
Most Assists (Game)	2 (12 Times)	2 (12 Times)
Most Points (Game)	3 (3 Times)	3 (3 Times)
Most Goals (Season)	10 (2023-24)	10 (2023-24)
Most Assists (Season)	34 (2023-24)	34 (2023-24)
Most Points (Season)	44 (2023-24)	44 (2023-24)
Longest Goal-Scoring Streak	2 Games (2/26-2/28/19)	2 Games (2/26-2/28/19)
Longest Assist-Scoring Streak	4 Games (2/13-2/20/20)	4 Games (2/13-2/20/20)
Longest Point-Scoring Streak	5 Games (2/23-3/3/19)	5 Games (2/23-3/3/19)



24

NICK SEELER


DEFENSEMAN

SHOOTS: LEFT

HT: 6-2 • WT: 200

BORN: 6/3/1993

EDEN PRAIRIE, MN



2023-24 HIGHLIGHTS

- Led Flyers and ranked sixth in NHL with career-high 199 blocked shots
- Led Flyers in plus/minus rating (+9)
- Career-highs in assists, penalty minutes, and shorthanded points (4)
- Logged career-high six shots, 2x: 4/1 vs. BUF; 4/6 at CBJ
- Missed 11 games due to lower-body injury (3/7-3/28)
- Signed four year contract extension (3/6)
- Blocked career-high eight shots at STL (1/15)
- Set career-high eight hits at NJD (12/9)

CAREER

2023-24:

- Nominated for the 2022-23 Bill Masterton Memorial Trophy.
- Earned career highs in games played, goals, assists, points, hits and blocked shots.
- Played his 100th game as a Flyer vs. MTL (2/24/23).
- Skated in his 200th NHL game vs. SEA (2/12/23).
- Was the only Flyers defenseman and one of five Flyers skaters to finish with a plus-rating.

2021-22:

- Made his Flyers debut vs. VAN (10/15/21).
- Scored his first Flyers goal at PIT (2/15/22).
- Recorded career-high 23:01 TOI vs. SJS (1/8/23).

2019-20:

- Recorded his sole assist at WPG (2/9/20).

2018-19:

- Tallied three points (1-2=3), including his first career NHL goal/GWG, at STL (11/3/18).
- Scored a game-winning goal on Nov. 3, 2018.

2017-18:

- Set a career-high TOI/GP.
- Made NHL debut vs. NYR (2/13/18).
- Scored an assist in back-to-back games (4/5-4/7/18).

CAREER TRANSACTIONS

- Signed two-year contract extension with Philadelphia, May 19, 2022
- Signed one-year contract as a free agent with Philadelphia, July 28, 2021
- Placed on unconditional waivers by Chicago, Jan. 16, 2021
- Claimed off waivers by Chicago, Feb. 3, 2020
- Signed three-year contract with Minnesota, July 1, 2018
- Signed two-year entry-level contract with Minnesota, March 26, 2016;
- Selected by Minnesota in the fifth round (131st overall) of the 2011 NHL Draft.
- Signed four year contract extension though 2027-28

PERSONAL

- Dog, Sal.
- If he could live in a sitcom, it would be "The Office."
- His Favorite Flyers Memory was his first game as a Flyer against Vancouver.
- His go-to karaoke song would be "Don't Stop Believin'" by Journey.

VS. NHL

TEAM	GP	G	A	PTS	PIM	TEAM	GP	G	A	PTS	PIM	TEAM	GP	G	A	PTS	PIM
ANA	8	0	0	0	4	EDM	10	0	0	0	0	PIT	10	1	1	2	6
ARI	10	0	1	1	4	FLA	8	1	2	3	14	SEA	9	0	2	2	5
BOS	7	0	0	0	4	LAK	9	0	3	3	11	SJS	5	0	1	1	7
BUF	7	0	1	1	4	MIN	6	0	1	1	5	STL	13	1	5	6	15
CAR	9	0	0	0	9	MTL	8	0	1	1	26	TBL	11	0	1	1	4
CGY	12	1	1	2	12	NJD	11	0	0	0	11	TOR	7	0	1	1	4
CHI	8	0	1	1	7	NSH	13	2	2	4	15	VAN	9	0	0	0	0
CBJ	12	0	0	0	4	NYI	11	0	1	1	0	VGK	9	1	3	4	0
COL	8	1	0	1	0	NYR	11	0	1	1	0	WSH	12	0	0	0	6
DAL	11	0	0	0	28	OTT	8	0	1	1	11	WPG	10	0	1	1	11
DET	12	0	3	3	34	PHI	2	0	0	0	2						

PROFESSIONAL CAREER

SEASON	TEAM	LEAGUE	GP	G	A	PTS	PIM	PP	SH	GW	S	S%	+/-	TF	F%	MIN
2016-17	Iowa	AHL	57	0	5	5	109	0	0	0	46	0.0	-10	-	-	-
2017-18	Minnesota	NHL	22	0	4	4	21	0	0	0	17	0.0	10	0	0.0	14:32
	Iowa	AHL	49	2	10	12	74	0	0	1	50	4.0	-3	-	-	-
2018-19	Minnesota	NHL	71	2	5	7	64	0	0	1	67	3.0	-4	0	0.0	12:20
2019-20	Minnesota	NHL	6	0	0	0	8	0	0	0	4	0.0	-6	0	0.0	10:19
	Chicago	NHL	6	0	1	1	7	0	0	0	1	0.0	-2	0	0.0	13:32
	Iowa	AHL	6	0	2	2	4	0	0	0	5	0.0	9	-	-	-
2021-22	Philadelphia	NHL	43	1	2	3	29	0	0	0	32	3.1	-3	0	0.0	13:05
2022-23	Philadelphia	NHL	77	4	10	14	56	0	0	0	84	4.8	1	0	0.0	14:29
2023-24	Philadelphia	NHL	71	1	12	13	78	0	0	0	100	1.0	9	0	0.0	16:56
NHL TOTALS			296	8	34	42	263	0	0	1	305	2.6	5	0	0.0	14:15

PROFESSIONAL PLAYOFF CAREER

SEASON	TEAM	LEAGUE	GP	G	A	PTS	PIM	PP	SH	GW	S	S%	+/-	TF	F%	MIN
2017-18	Minnesota	NHL	5	0	2	2	7	0	0	0	5	0.0	1	0	0.0	17:23
NHL TOTALS			5	0	2	2	7	0	0	0	5	0.0	1	0	0.0	17:23

CAREER HIGHLIGHTS

	FLYERS	CAREER
Most Goals (Game)	1 (5 Times)	1 (7 Times)
Most Assists (Game)	2 (2/9/22 at DET)	2 (2 Times)
Most Points (Game)	2 (2/9/22 at DET)	3 (11/3/18 vs STL)
Most Goals (Season)	4 (2022-23)	4 (2022-23)
Most Assists (Season)	12 (2023-24)	12 (2023-24)
Most Points (Season)	14 (2022-23)	14 (2022-23)
Longest Goal-Scoring Streak	N/A	N/A
Longest Assist-Scoring Streak	3 (11/11-11/18/23)	3 (11/11-11/18/23)
Longest Point-Scoring Streak	3 Games (12/23-12/31/22;11/11-11/18/23)	3 Games (12/23-12/31/22;11/11-11/18/23)



74

**OWEN
TIPPETT**


RIGHT/LEFT WING

SHOOTS: RIGHT

HT: 6-1 • WT: 213

BORN: 2/16/1999

PETERBOROUGH, ONT



2023-24 HIGHLIGHTS

- Led team and ranked 11th in NHL in shots (285), Led team in power-play goals (5), and game-winning goals (4)
- Finished second on team in goals and points
- Registered career-high in assist (3) at BOS (3/16)
- Logged career-high in hits at FLA (3/7)
- Tallied career-high 10 shots 3x; at STL (1/15); at NJD (1/15); vs. NYR (2/24)
- Signed 8 year extension on 1/26
- Tallied 100th career point (goal) vs. CAR (11/15)
- Skated in 200th NHL game vs. ANA (10/28)

CAREER

2022-23:

- Set career highs in games played, goals, assists, points, PPG, GWG, faceoff win percentage and shots.
- Recipient of the Pelle Lindbergh Memorial Trophy for Most Improved Flyer.
- Logged 14 multi-point games (19-11=30) and four multi-goal games (9-0=9).
- Ranked T-15th among NHL skaters in blocked shots (69).
- Posted a three-game point streak (2-1=3) (3/25-3/30/23).
- Recorded his first career NHL hat trick vs. BUF (3/17/23).
- Registered 20-plus minutes TOI for first time in career vs. DAL (11/1/22).
- Missed five games due to upper-body injury (10/15-10/23/23).

2021-22:

- Finished second among Flyers skaters in faceoff win percentage.
- Scored his first Flyers goal at NYR (4/3/22).

CAREER TRANSACTIONS

- Signed two-year contract with Philadelphia, July 29, 2022
- Traded to Philadelphia, March 19, 2022
- Signed three-year entry-level contract with Florida, July 19, 2017
- Selected by Florida in the first round (10th overall) of the 2017 NHL Draft.
- Signed eight-year contract extension on 1/26, signed through 2031-32

- Made his Flyers debut vs. NYI (3/20/22).
- Recorded a game-high plus-three rating for the first time in his NHL career vs. NYI (10/16/21).

2020-21:

- Recorded four points (3-1=4) a career-high four-game point streak (3/9-3/15/21).

2019-20:

- Named to the AHL All-Star Game.
- Named AHL Rookie of the Month for January 2020.

2018-19:

- Appeared in OHL Playoff with Saginaw where he recorded 11 goals and 11 assists
- Collected four four-point games and two hat tricks.

2017-18:

- Made NHL debut at PHI (10/17/17).
- Scored his first NHL goal vs. ANA (10/26/17).

PERSONAL

- Wife, Taylor, cat, Steve.
- If he could live in a sitcom, it would be "Friends."
- His Favorite Flyers Memory was making his NHL debut for the Panthers against the Flyers at the Wells Fargo Center.
- His go-to karaoke song would be "Revival" by Zack Bryan.

VS. NHL

TEAM	GP	G	A	PTS	PIM	TEAM	GP	G	A	PTS	PIM	TEAM	GP	G	A	PTS	PIM
ANA	6	3	1	4	0	EDM	5	2	3	5	0	PIT	11	2	3	5	2
ARI	6	2	3	5	2	FLA	5	0	1	1	2	SEA	4	2	1	3	0
BOS	7	3	5	8	0	LAK	5	2	3	5	0	SJS	6	1	1	2	0
BUF	9	5	1	6	0	MIN	6	3	1	4	2	STL	7	2	2	4	6
CAR	5	0	0	0	0	MTL	9	6	3	9	2	TBL	15	1	3	4	4
CGY	16	3	4	7	0	NJD	9	1	3	4	0	TOR	8	3	2	5	2
CHI	13	3	3	6	4	NSH	10	4	1	5	2	VAN	4	0	1	1	2
CBJ	7	2	2	4	2	NYI	10	0	2	2	2	VGK	5	1	2	3	0
COL	19	8	2	10	6	NYR	11	3	2	5	0	WSH	11	3	3	6	2
DAL	9	3	5	8	0	OTT	7	2	1	3	0	WPG	6	1	3	4	2
DET	16	1	2	3	2	PHI	3	1	0	1	0						

PROFESSIONAL CAREER

SEASON	TEAM	LEAGUE	GP	G	A	PTS	PIM	PP	SH	GW	S	S%	+/-	TF	F%	MIN
2017-18	Mississauga	OHL	51	36	39	75	30	-	-	-	-	-	-	-	-	-
	Springfield	AHL	5	1	1	2	2	-	-	-	-	-	-	-	-	-
	Florida	NHL	7	1	0	1	0	0	0	0	17	5.9	-6	2	0.0	11:07
2018-19	Mississauga	OHL	23	19	14	33	10	-	-	-	-	-	-	-	-	-
	Saginaw	OHL	31	14	27	41	8	-	-	-	-	-	-	-	-	-
2019-20	Springfield	AHL	46	19	21	40	18	-	-	-	-	-	-	-	-	-
2020-21	Florida	NHL	45	7	11	18	6	2	0	2	86	8.1	-5	3	66.7	11:29
2021-22	Florida	NHL	42	6	8	14	10	0	0	0	73	8.2	2	52	36.5	12:32
	Charlotte	AHL	12	6	12	18	2	-	-	-	-	-	-	-	-	-
	Philadelphia	NHL	21	4	3	7	2	1	0	1	53	7.5	-4	3	66.7	15:12
2022-23	Philadelphia	NHL	77	27	22	49	16	8	0	4	231	11.7	-17	30	63.3	17:26
2023-24	Philadelphia	NHL	78	28	25	53	12	5	0	4	289	9.7	-5	45	42.2	16:35
NHL TOTALS			270	73	69	142	46	16	0	11	749	9.7	-35	135	45.2	15:06

PROFESSIONAL PLAYOFF CAREER

SEASON	TEAM	LEAGUE	GP	G	A	PTS	PIM	PP	SH	GW	S	S%	+/-	TF	F%	MIN
2020-32	Florida	NHL	6	1	3	4	0	0	0	0	14	7.1	-1	5	60.0	13:38
PHILADELPHIA/NHL TOTALS			6	1	3	4	0	0	0	0	14	7.1	-1	5	60.0	13:38

CAREER HIGHLIGHTS

	FLYERS	CAREER
Most Goals (Game)	3 (3/17/23 vs. BUF)	3 (3/17/23 vs. BUF)
Most Assists (Game)	3 (3/16/24 vs BOS)	3 (3/16/24 vs BOS)
Most Points (Game)	3 (3/17/23; 3/16/24)	3 (3/17/23; 3/16/24)
Most Goals (Season)	28 (2023-24)	28 (2023-24)
Most Assists (Season)	25 (2023-24)	25 (2023-24)
Most Points (Season)	53 (2023-24)	53 (2023-24)
Longest Goal-Scoring Streak	4 Games (11/10-11/18/23)	4 Games (11/10-11/18/23)
Longest Assist-Scoring Streak	4 Games (3/16-3/23/24)	4 Games (3/16-3/23/24)
Longest Point-Scoring Streak	6 Games (3/12-3/23/24)	6 Games (3/12-3/23/24)



8

CAM YORK

DEFENSEMAN

SHOOTS: LEFT

HT: 6-0 • WT: 203

BORN: 1/5/2001

ANAHEIM, CA



2023-24 HIGHLIGHTS

- Ranked t-1st in team among goals from defensemen
- Ranked second on the team in time-on-ice per-game (23:35)
- Owned career-high in games played, goals, points, penalty minutes, power-play points (6), shorthanded points (2) and game-winning-goals
- Recorded career-high 28:05 time-on-ice at MTL (3/28)
- Recorded career-high 7 shots at NYR (3/26)
- Recorded fourth multi-point game of season, seventh of career, vs. SJS (3/12)
- Logged career-high five hits at TBL (3/9)
- Tallied career-high seven blocked shots vs. OTT (3/2)
- Netted first career game-winning-goal vs. DET (12/16)
- Skated in 100th career NHL game at SJS (11/7)

CAREER

2022-23:

- Recorded career-highs in assists and points.
- Ranked second among Flyers defensemen in points & points-per-game (0.37).
- Finished fifth in TOI among club skaters.
- Logged career-high 26:29 TOI vs. BOS (4/9/23).
- Post career-high plus-3 rating in a single game twice: at ARI (12/11/22) & at CGY (2/20/23).
- Set career-high three-game NHL point streak (12/31/22-1/5/23).
- Named an AHL All-Star (1/11/22).
- Matched AHL career-high three-game point streak twice: 11/5-11/12/22 & 11/20-11/26/22.

2021-22:

- Set a career-high in goals and PPP (4).
- Led Flyers rookie defenseman and ranked second among Flyers rookies in points.
- Set career-high three-game AHL point streak (2/26-3/4/22).
- Scored first NHL goal vs. NYR (1/15/22).
- Tallied first NHL point (assist) vs. SJ (1/8/22).

2020-21:

- Made NHL debut at WSH (5/7/21).

CAREER TRANSACTIONS

- Selected by Philadelphia in the first round (14th overall) of the 2019 NHL Draft.
- Signed through 2024-25. Becomes a restricted free agent 2025-26.

PERSONAL

- Dogs, Jett and Stella.
- If he could live in a sitcom, it would be "The Office."
- His Favorite Flyers Memory was the 2024 Stadium Series Game vs. New Jersey.
- His go-to karaoke song would be "22" by Taylor Swift.

VS. NHL

TEAM	GP	G	A	PTS	PIM	TEAM	GP	G	A	PTS	PIM	TEAM	GP	G	A	PTS	PIM
ANA	6	0	5	5	4	EDM	4	0	0	0	2	PIT	7	1	2	3	10
ARI	4	1	2	3	2	FLA	5	0	2	2	2	SEA	4	0	3	3	4
BOS	6	0	2	2	4	LAK	5	0	1	1	4	SJS	4	0	1	1	0
BUF	7	0	2	2	2	MIN	5	0	1	1	0	STL	4	0	3	3	4
CAR	3	0	2	2	2	MTL	6	0	1	1	0	TBL	4	2	1	3	0
CGY	8	0	1	1	2	NJD	5	1	0	1	2	TOR	6	0	1	1	2
CHI	4	0	0	0	0	NSH	6	0	1	1	0	VAN	3	0	0	0	0
CBJ	4	1	1	2	0	NYI	9	1	1	2	2	VGK	4	0	1	1	2
COL	9	1	4	5	6	NYR	8	3	1	4	0	WSH	8	0	0	0	4
DAL	4	0	0	0	4	OTT	5	3	2	5	4	WPG	5	0	3	3	0
DET	7	1	1	2	0	PHI	-	-	-	-	-						

PROFESSIONAL CAREER


SEASON	TEAM	LEAGUE	GP	G	A	PTS	PIM	PP	SH	GW	S	S%	+/-	TF	F%	MIN
2020-21	Philadelphia	NHL	3	0	0	0	0	0	0	0	1	0.0	-1	0	0.0	19:47
	Lehigh Valley	AHL	8	2	3	5	4	1	0	1	15	13.3	-2	-	-	-
2021-22	Philadelphia	NHL	30	3	7	10	6	1	0	0	33	9.1	-14	0	0.0	19:05
	Lehigh Valley	AHL	34	2	10	12	12	0	0	0	36	5.6	-8	-	-	-
2022-23	Philadelphia	NHL	54	2	18	20	18	0	0	0	42	4.8	-1	0	0.0	19:39
	Lehigh Valley	AHL	20	3	10	13	4	2	0	2	34	8.8	-1	-	-	-
2023-24	Philadelphia	NHL	82	10	20	30	44	0	0	1	134	7.5	-13	0	0.0	22:37
PHILADELPHIA/NHL TOTALS			169	15	45	60	68	1	0	1	210	7.1	-29	0	0.0	20:59

PROFESSIONAL PLAYOFF CAREER

SEASON	TEAM	LEAGUE	GP	G	A	PTS	PIM	PP	SH	GW	S	S%	+/-	TF	F%	MIN
PHILADELPHIA/NHL TOTALS																

CAREER HIGHLIGHTS

	FLYERS	CAREER
Most Goals (Game)	1 (15 Times)	1 (15 Times)
Most Assists (Game)	2 (4 Times)	2 (4 Times)
Most Points (Game)	2 (8 Times)	2 (8 Times)
Most Goals (Season)	10 (2023-24)	10 (2023-24)
Most Assists (Season)	20 (2023-24)	20 (2023-24)
Most Points (Season)	30 (2023-24)	30 (2023-24)
Longest Goal-Scoring Streak	2 Games (11/19-11/22/23; 2/25-2/27/24)	2 Games (11/19-11/22/23; 2/25-2/27/24)
Longest Assist-Scoring Streak	3 Games (12/31/22-1/5/23)	3 Games (12/31/22-1/5/23)
Longest Point-Scoring Streak	3 Games (12/31/22-1/5/23)	3 Games (12/31/22-1/5/23)



5

**EGOR
ZAMULA**

DEFENSEMAN

SHOOTS: LEFT

HT: 6-4 • WT: 206

BORN: 3/30/1999

CHELYABINSK, RUS

2023-24 HIGHLIGHTS

- Recorded career-high three hits vs. FLA (3/24)
- Registered career-high seven blocked shots vs. TOR (3/19)
- Tallied his first NHL three-point game (2-1=3) vs. OTT (1/21)
- Scored first career power-play goal at VAN (12/28)
- Logged second career multi-point contest (2a) at DET (12/22)
- Netted first NHL goal (GWG) vs. VAN (10/12)
- Recorded fifth career assist at CBJ (10/12)

CAREER

2022-23:

- Ranked third among Flyers rookies in blocked shots.
- Ranked third among Phantoms defensemen in assists.
- Posted season-high three-game AHL point streak (3a) (12/9-12/16/22).
- Tallied first NHL point (assist) at TBL (10/18/22).

2021-22:

- Ranked fourth among Flyers rookie defensemen in TOI/GP.
- Skated career-high 22:01 vs. NYR (4/13/22).
- Registered six points (1-5=6) in four-game AHL point streak (3/18-3/26/22).
- Tallied career-high three assists/points at Springfield (3/19/22).

2020-21:

- Represented Russia at the 2020 U20 World Junior Championship and recorded five points (2-3=5) in seven games.
- Made NHL debut vs. NJD (4/27/21).
- Tallied season-high two points (2a) at Binghamton (4/23/21).

CAREER TRANSACTIONS

- Signed one-year contract extension with Philadelphia, May 2, 2023
- Signed three-year entry-level contract with Philadelphia, Sept. 20, 2018.
- Signed through 2023-24. Becomes a restricted free agent 2024-25.

PERSONAL

- Cat, Lucky.
- Can speak Russian and English fluently.
- If he could live in a sitcom, it would be a comedy show.
- His Favorite Flyers Memory was making the team.
- His go-to karaoke song would be anything by Snoop Dogg.



VS. NHL

TEAM	GP	G	A	PTS	PIM	TEAM	GP	G	A	PTS	PIM	TEAM	GP	G	A	PTS	PIM
ANA	2	0	1	1	2	EDM	1	0	0	0	2	PIT	3	0	1	1	0
ARI	2	0	0	0	0	FLA	6	0	3	3	0	SEA	3	0	0	0	4
BOS	2	0	1	1	2	LAK	1	0	0	0	4	SJS	1	0	0	0	0
BUF	4	0	0	0	0	MIN	3	0	1	1	4	STL	2	0	1	1	2
CAR	2	1	1	2	2	MTL	3	0	0	0	0	TBL	4	0	1	1	0
CGY	3	0	0	0	2	NJD	2	0	1	1	0	TOR	5	0	0	0	0
CHI	3	0	0	0	2	NSH	7	0	1	1	0	VAN	3	2	0	2	0
CBJ	2	0	0	0	0	NYI	3	0	0	0	2	VGK	2	0	0	0	0
COL	3	0	1	1	0	NYR	5	0	1	1	2	WSH	2	0	2	2	0
DAL	2	0	1	1	2	OTT	4	2	1	3	2	WPG	3	0	0	0	0
DET	4	0	2	2	4	PHI	-	-	-	-	-						

PROFESSIONAL CAREER

SEASON	TEAM	LEAGUE	GP	G	A	PTS	PIM	PP	SH	GW	S	S%	+/-	TF	F%	MIN
2020-21	Philadelphia	NHL	2	0	0	0	0	0	0	0	5	0.0	1	0	0.0	17:04
	Lehigh Valley	AHL	25	0	6	6	8	0	0	0	23	0.0	1	-	-	-
2021-22	Philadelphia	NHL	10	0	0	0	4	0	0	0	4	0.0	-6	0	0.0	16:21
	Lehigh Valley	AHL	58	4	25	29	16	1	0	1	97	4.1	2	-	-	-
2022-23	Philadelphia	NHL	14	0	4	4	2	0	0	0	8	0.0	0	0	0.0	13:23
	Lehigh Valley	AHL	44	1	18	19	14	0	0	0	64	1.6	-4	-	-	-
2023-24	Philadelphia	NHL	66	5	16	21	32	2	0	1	61	8.2	3	0	0.0	16:03
PHILADELPHIA/NHL TOTALS			92	5	20	25	38	2	0	1	78	6.4	-2	0	0.0	15:42

PROFESSIONAL PLAYOFF CAREER

SEASON	TEAM	LEAGUE	GP	G	A	PTS	PIM	PP	SH	GW	S	S%	+/-	TF	F%	MIN
PHILADELPHIA/NHL TOTALS																

CAREER HIGHLIGHTS

	FLYERS	CAREER
Most Goals (Game)	2 (2/21/24 vs OTT)	2 (2/21/24 vs OTT)
Most Assists (Game)	2 (3/21/23 vs FLA; 12/22/23 vs DET)	2 (3/21/23 vs FLA; 12/22/23 vs DET)
Most Points (Game)	3 (2/21/24 vs OTT)	3 (2/21/24 vs OTT)
Most Goals (Season)	5 (2023-24)	5 (2023-24)
Most Assists (Season)	16 (2023-24)	16 (2023-24)
Most Points (Season)	21 (2023-24)	21 (2023-24)
Longest Goal-Scoring Streak	N/A	N/A
Longest Assist-Scoring Streak	2 Games (1/6-1/8/24; 3/24-3/26/24)	2 Games (1/6-1/8/24; 3/24-3/26/24)
Longest Point-Scoring Streak	3 Games (10/12-10/21/23)	3 Games (10/12-10/21/23)



IN THE SYSTEM



RODRIGO ABOLS FORWARD

Shots: Left | Height: 6-5 | Weight: 213

Born: January 5, 1996; Riga, Latvia

Acquired: Signed as a free agent in 2024

2023-24: Ranked second in goals...Fifth in points...Seventh in assists... T-1st in PPG ...T-3rd in GWG on Rögle's top Swedish Hockey League (SHL)...Over the course of the playoffs, Abols led his team in points... T-2nd in goals... Second in assists...Scored his team's only SHG across 15 games before being defeated in the SHL championship...Owned 85 goals and 78 assists for 163 points in 266 career games in the SHL in six seasons with Örebro (2017-19, 2020-23) and Rögle (2023-24).

SEASON	CLUB	LEAGUE	REGULAR SEASON					PLAYOFFS				
			GP	G	A	PTS	PIM	GP	G	A	PTS	PIM
2015-16	Portland	WHL	62	20	29	49	42	4	0	1	1	4
2016-17	Acadie-Bathurst	QMJHL	52	18	32	50	43	11	5	6	11	12
2017-18	Örebro HK	SHL	26	0	1	1	6					
	BIK Karlskoga	Allsvenskan	18	7	10	17	20					
2018-19	Örebro HK	SHL	45	18	8	26	20	2	0	1	1	0
2019-20	Springfield	AHL	36	7	16	23	15					
	Greenville	ECHL	4	3	1	4	4					
2020-21	Örebro HK	SHL	47	20	15	35	16	9	3	7	10	2
2021-22	Örebro HK	SHL	47	14	20	34	6	8	7	3	10	0
2022-23	Örebro HK	SHL	51	19	22	41	12	13	0	6	6	2
2023-24	Roble BK	SHL	50	14	12	26	10	15	5	7	12	2



EMIL ANDRAE DEFENSEMAN

Shots: Left | Height: 5-9 | Weight: 190

Born: February 23, 2002; Vastervik, Sweden

Acquired: Selected in the second round (54th overall) of the 2020 NHL Draft.

2023-24: Ranked first among defensemen on the Phantoms in points... T-3rd in assists on the team overall... Led defensemen on the Phantoms with PPG... Appeared in four contests for the Flyers during the first month of the season... With Lehigh, he had a six-game point streak (2-7=9), 12/13-12/27...Recorded 16 points over the course of a 17-game span (3-13=16), 12/13-1/27... Owned six multi-point games this season...During the Calder Cup playoffs, he was T-3rd in points on the team overall... Led all defensemen in goals... Led the team in PPG. **2022-23:** Netted his first career AHL goal vs. Hartford (4/1)...Signed three-year ELC with Philadelphia on March 27 and finished the season on an AHL try-out basis with Lehigh Valley...Tallied an assist in his AHL debut at Wilkes-Barre/Scranton (3/25)...Ranked T-1st on HV71 in blocks (42), second in PPG (3) and ATOI (20.29), third in assists, fourth in hits (47), and fifth in points...Posted career-high 25:55 TOI (1/7)... Collected a four-game point streak (1g, 6a), 12/3-12/17...Tied team record for single-game assists by a defenseman with four in 6-3 win over Rogle (12/3)... **2021-22:** Named Best Junior in the HockeyAllsvenskan while leading all Juniors in assists and points....Added 11 points (3g, 8a) in 10 playoff games to help lead HV71 to a league championship and promotion to the SHL...Served as Captain of Team Sweden at the 2022 World Junior Championship and collected eight points (4g, 4a) in seven games (bronze medal)...Led defensemen in goals at the U20 WJC and was named to the tournament All-Star team... **2020-21:** Spent the majority of his season with HV71 in the SHL...Loaned to Vasterviks IK of HockeyAllsvenskan...Named to Team Sweden for the 2021 World Junior Championship and collected one assist in five games... **2019-20:** Led J20 SuperElit junior league defensemen in points...Earned a bronze medal as Captain of Team Sweden at the 2019 Hlinka Gretzky Cup and posted four assists in five games.

SEASON	CLUB	LEAGUE	REGULAR SEASON					PLAYOFFS				
			GP	G	A	PTS	PIM	GP	G	A	PTS	PIM
2019-20	HV71 Jonkoping	SweHL	10	0	0	0	4	-	-	-	-	-
	HV71 Jr.	Swe-Jr.	40	11	27	38	82	-	-	-	-	-
2020-21	HV71 Jonkoping	SweHL	31	0	7	7	6	-	-	-	-	-
	Vasterviks IK	Swe-1	15	3	3	6	4	-	-	-	-	-
	HV71 Jr.	Swe-Jr.	1	0	1	1	0	-	-	-	-	-
2021-22	HV71 Jonkoping	Swe-1	41	9	24	33	18	10	3	8	11	10
2022-23	Lehigh Valley	AHL	10	2	4	6	6	3	0	0	0	4
	HV71 Jonkoping	SweHL	51	6	20	26	67	-	-	-	-	-
2023-24	Lehigh Valley	AHL	61	5	27	32	66	6	2	1	3	6
	Philadelphia	NHL	4	0	0	0	0					



RONNIE ATTARD DEFENSEMAN

Shoots: Right | **Height: 6-4** | **Weight: 220**
Born: March 20, 1999; White Lake, Michigan

Acquired: Selected in the third round (72nd overall) of the 2019 NHL Draft.

2023-24: Ranked first among defensemen on the Phantoms in goals...Finished sixth overall in points and assists... Appeared in 12 contests for the Flyers and contributed two assists... With Lehigh, he had a four-game point streak (1-3=4), 11/25-12/3... Recorded a three-point game (2-1=3) vs. Belleville on (11/18)...Recorded 11 points over the span of 11 games (4-7=11), 11/18-12/15...Owned five multi-point games this season... During the Calder Cup playoffs, he posted back-to-back points (1-1=2), 4/26-5/1... **2022-23:** Ranked first in goals, assists and points among Phantoms defensemen and T-7th in goals, seventh in assists and eighth in points among the team...Recorded a point in back-to-back games nine times...Collected his fifth multi-goal game (1g, 1a) at Bridgeport (4/12)...Posted a career-high three-game point streak (1, 2a) from 3/17-3/31...Represented the Phantoms at the AHL All-Star game (2/6)...Collected his first AHL multi-goal and multi-point game (2g, 1a) vs. Cleveland (10/23)...Tallied his first AHL assist and point vs. Cleveland (10/22)...**2021-22:** Posted a career-high two-game point streak (1g, 1a) from 4/19-4/21...Scored first NHL goal vs. ANA (4/9)...Collected first NHL point vs. CBJ (4/5)...Made NHL debut vs. TOR (4/2) and recorded two hits and one block...Signed a three-year ELC with PHI on Mar. 29...Named NCHC Best Offensive Defenseman... Collected a three-point game (1g, 2a) vs. Omaha (3/12)...Recorded a career-high four-game point streak (4g, 4a) from 1/28-2/5, including his second hat trick in a four-point game (3g, 1a) vs. Colorado College (2/4)...Posted first collegiate hat trick and four-point game (3g, 1a) at Colgate (10/29)...**2020-21:** Nominated for the Hobey Baker...Named the NCHC Best Offensive Defenseman...Named to the NCAA First All-Star Team and NCAA First All-American Team...2019-20: Named to the NCHC All-Rookie Team...Named NCHC Rookie of the Week (1/27)...Recorded a three-game point streak (2g, 2a) from Jan. 18 to Jan. 25...Named NCHC Defenseman of the Week (11/4)...Tallied his first collegiate goal at Bowling Green (10/12)... Made his collegiate debut vs. Ohio State and recorded three shots (10/11).

SEASON	CLUB	LEAGUE	REGULAR SEASON					PLAYOFFS				
			GP	G	A	PTS	PIM	GP	G	A	PTS	PIM
2017-18	Tri-City	USHL	50	8	7	15	126	2	0	0	0	6
2018-19	Tri-City	USHL	48	30	35	65	66	6	0	1	1	8
2019-20	Western Michigan Univ.	NCHC	30	6	8	14	29	-	-	-	-	-
2020-21	Western Michigan Univ.	NCHC	25	8	14	22	8	-	-	-	-	-
2021-22	Philadelphia	NHL	15	2	2	4	8	-	-	-	-	-
2022-23	Western Michigan Univ.	NCHC	39	13	23	36	24	-	-	-	-	-
	Philadelphia	NHL	2	0	0	0	0	-	-	-	-	-
2023-24	Lehigh Valley	AHL	68	12	20	32	41	3	0	1	1	4
	Lehigh Valley	AHL	48	10	17	27	37	6	1	1	2	10
	Philadelphia	NHL	12	0	2	2	6	-	-	-	-	-



JON-RANDALL AVON FORWARD

Shoots: Left | **Height: 6-0** | **Weight: 194**
Born: July 4, 2003; Peterborough, Ontario


Acquired: Signed as an undrafted free agent on Sept. 22, 2021.

2023-24: Ranked sixth in goals on the Phantoms... Logged two 2-game point streaks (2g), 11/1- 11/3, (2g), 12/16-12/21... Had one three-game point streak (2-1=3), 2/3-2/10...Contributed (2a) in a win vs Belleville, 11/18... Led the Phantoms in SOG going 5/7 (71.4%) in shootout attempts...appeared in three Calder Cup Playoff games... **2022-23:** Tallied 60 points (29g, 31a) in 59 regular season games with Peterborough and added 15 points (9g, 6a) in 23 playoff games as Peterborough won the OHL Championship...Registered four points (3g, 1a) in five games at the 2023 Memorial Cup...Ranked T-4th in the OHL in SHG (4) and led his team in SHG, ranked third in shots (232) and PPG (8), T-4th in GWG (3), fifth in goals, sixth in points, and seventh in assists during the regular season...Ranked T-2nd on his team in goals, third in shots (74), sixth in points, and eighth in assists during OHL Playoffs...Netted the GWG in Game Seven to send Peterborough to the OHL Championship Series (5/8)...Collected a seven-game point streak (3g, 5a), 4/4-4/22...Registered a career-high six-game multi-point game streak (8g, 8a), 12/15-1/5...Collected second career hat trick and four-point game (3g, 1a) vs. Hamilton (12/15)...Notched a career-high ten-game point-streak (5g, 8a), 11/5-12/1...Named alternate captain (11/3)...**2021-22:** Collected 68 points (29g, 39a) in 64 games with Peterborough and added one assist in four playoff games...Netted a career-high four goal game vs. Oshawa (3/5)... Notched a season-high seven-game point streak (3g, 5a), 2/9-2/24...**2020-21:** Did not play due to the cancellation of the OHL season...**2019-20:** Debuted for Peterborough and collected 11 points (4g, 7a) in 56 games...Invited and participated in the World U17 Hockey Challenge in November...Notched his first OHL multi-point game (2a) vs. Mississauga (10/26)...Recorded his first OHL goal and point on vs. North Bay (10/3).

SEASON	CLUB	LEAGUE	REGULAR SEASON					PLAYOFFS				
			GP	G	A	PTS	PIM	GP	G	A	PTS	PIM
2019-20	Peterborough	OHL	56	4	7	11	18	-	-	-	-	-
2021-22	Peterborough	OHL	64	29	39	68	36	4	0	1	1	4
2022-23	Peterborough	OHL	59	29	31	60	28	23	9	6	15	10
2023-24	Lehigh Valley	AHL	65	9	9	18	20	3	0	0	0	12



IN THE SYSTEM



LOUIE BELPEDIO DEFENSEMAN

Shoots: Right Height: 6-0 Weight: 203

Born: May 14, 1996; Skokie, Illinois

Acquired: Signed as a free agent on July 13, 2022.

2023-24: Ranked third among defensemen in goals... T-1st in SHG on the team overall on the Phantoms... Missed 13 games due to injury, 1/7-2/2... Appeared in 12 contests for the Flyers from 10/26-11/19... Scored his first NHL goal 11/3 at Buffalo... With Lehigh, he had a two-game point streak (1-2=3), 12/31-1/6... Notched two two-point games (2a) on 1/6 and (1-1=2) on 4/13... During the Calder Cup playoffs, he led all defensemen

in points on the team... Had a back-to-back two-point performances (0-4=4) in Games 1 and 2 vs. Wilkes-Barre. **2022-23:** Signed a two-year, two-way contract with the Flyers (6/24)... Ranked second among Phantoms defensemen in goals, assists and points (27) and eighth on the team in assists... Collected a four-game point streak (1g, 3a), 2/1-2/10... Posted an assist in five of six games (6a), including a three-game assist streak (3a), 12/2-12/7. **2021-22:** Ranked T-6th in assists, eighth in points and T-eighth in goals among the team... Led Laval defensemen in goals and ranked second in assists, points and PPG (4)... Collected a four-game point streak (1g, 4) from Mar. 25 to Mar. 30... Posted a three-game point streak (1g, 2a), 2/18-2/21. **2020-21:** Led all lowa defensemen in PPG (2) and ranked second in goals, second in points and fourth in assists... Ranked T-4th on the team in PPG... Scored a career-high two goals in a game vs. Rockford (5/7)... Appeared in one game at Los Angeles against Minnesota (2/16). **2019-20:** Ranked second in goals and points and third in assists (15) among lowa defensemen... Collected a four-game point streak (1g, 3a) from 12/14-12/20. **2018-19:** Scored his first AHL playoff goal at Milwaukee (4/29)... Ranked first in goals and PPG (3), third in points and fifth in assists among lowa defensemen... Posted a career-high three-game point streak (1g, 4a) from 2/5-2/9, including a career-high three assists vs. San Antonio (2/8)... Scored his first AHL goal vs. Colorado (10/27). **2017-18:** Made his NHL debut at SJ (4/7) and recorded two assists... Signed a two-year ELC with MIN on April 5... Posted first AHL point vs. Tucson (3/30)... Made his AHL debut at Grand Rapids (3/17)... Signed an amateur try-out contract with lowa on March 16... Named to the NCHC Second All-Conference Team... Ranked first among Redhawks defensemen in points, T-1st on the team in assists and T-2nd in points... Led the team in PPP (17)... Earned NCHC Defenseman of the Week (2/5)... Registered three-game multi-point streak (1g, 5a) from 1/27-2/3... Earned NCHC Defenseman of the Week (11/27)... Posted six-game point streak (1g, 7a) from 11/11-12/1... Earned NCHC Defenseman of the Week honors (10/30). **2016-17:** Missed 12 games due to injury... Named to the NCHC Academic all-Conference Team and NCHC Honorable Mention All-Conference Team... Ranked second among Redhawks defensemen in points and third on the team in PPP (14)... Earned NCHC Defenseman of the Week (10/24). **2015-16:** Named to the NCHC Academic All-Conference Team and earned NCHC Honorable Mention All-Conference Team... Led among Miami defensemen in points and ranked first on the team in PPP (11)... Posted a four-game assist streak (4a) from 2/6-2/20. **2014-15:** Named to the NCHC All-Rookie Team and finalist for NCHC Rookie of the Year... Ranked third on the team with a plus-15 rating... Named NCHC Rookie of the Week (10/13)... Scored his first collegiate goal vs. Bowling Green (10/17).

SEASON	CLUB	LEAGUE	REGULAR SEASON						PLAYOFFS				
			GP	G	A	PTS	PIM	GP	G	A	PTS	PIM	
2014-15	Miami Univ. (Ohio)	NCHC	40	6	13	19	28	-	-	-	-	-	
2015-16	Miami Univ. (Ohio)	NCHC	34	4	13	17	30	-	-	-	-	-	
2016-17	Miami Univ. (Ohio)	NCHC	24	6	11	17	39	-	-	-	-	-	
2017-18	Minnesota	NHL	1	0	2	2	0	-	-	-	-	-	
	Iowa	AHL	10	0	2	2	0	-	-	-	-	-	
2018-19	Miami Univ. (Ohio)	NCHC	37	9	21	30	42	-	-	-	-	-	
	Minnesota	NHL	2	0	0	0	0	-	-	-	-	-	
	Iowa	AHL	70	6	15	21	50	11	1	2	3	9	
2019-20	Iowa	AHL	62	5	15	20	102	-	-	-	-	-	
2020-21	Minnesota	NHL	1	0	0	0	0	-	-	-	-	-	
	Iowa	AHL	23	3	5	8	28	-	-	-	-	-	
2021-22	Laval	AHL	69	11	19	30	92	15	2	8	10	20	
2022-23	Lehigh Valley	AHL	70	8	19	27	81	2	0	1	1	2	
2023-24	Lehigh Valley	AHL	38	4	6	10	55	6	0	4	4	30	
	Philadelphia	NHL	12	2	2	4	0	-	-	-	-	-	



ELLIOT DESNOYERS FORWARD

Shoots: Left | Height: 5-11 | Weight: 183

Born: January 21, 2002; Saint-Hyacinthe, Quebec

Acquired: Selected in the fifth round (135th overall) of the 2020 NHL Draft.

2023-24: Ranked sixth in assists on the Phantoms... Had one 3-game point streak (1-3=4), 11/1-11/4... Owned four multi-point games this season... Opened the season with (2-5=7) in his first 10 games 10/14-11/4... Finished the season with (2g-1a) in the last five games of the regular season... Appeared in four Calder Cup Playoff games. **2022-23:** Led Lehigh Valley in goals and SHG (2), ranked third in points and PPG (6) and sixth in assists (21)... Made his NHL debut at New Jersey (2/25)... Collected a career-high four-point game (1g, 3a) vs. Hartford (2/19)... Recorded a four-game point streak (3g, 4a) from Feb. 1-14... Recorded a four-game point streak (3g, 1a) from Oct. 15-23, including a three-game goal streak from Oct. 15-22... Made his AHL debut and scored his first AHL goal at Wilkes-Barre/Scranton (10/15)... **2021-22:** Collected a career-high 15-game point streak (15g, 13a) from March 27 to May 1, including a nine-game assist streak (11a) from April 5-23 and a seven-game goal streak (10g) from April 14-May 1... Recorded a four-goal game at Rimouski (2/8)... Collected a nine-game point streak (6g, 10a) from Nov. 6-27... Tallied a hat trick in a five-point game (3g, 2a) vs. Cape Breton (10/24)... Posted a seven-game point streak (7g, 10a) from Oct. 15-31, including two five-point games... Recorded a five-point game (1g, 4a) vs. Shawinigan (10/15)... **2020-21:** Signed an entry-level contract with Philadelphia on May 5... Led Halifax in goals, assists, points and PPG (5)... Ranked seventh in the league in points... Collected his third hat trick vs. Cape Breton (3/25)... Posted a career-high six-game point streak (5g, 8a) from Feb. 23 to March 20, including a career-high five assists vs. Cape Breton (3/11)... Netted two four-goal games (11/6 & 10/24)... **2019-20:** Recorded a three-game point streak (1g, 2a) from Dec. 13-28... Tallied a three-game point streak (1g, 3a) from Nov. 23-29... Collected a three-point game (1g, 2a) at Acadie-Bathurst (10/18).

SEASON	CLUB	LEAGUE	REGULAR SEASON					PLAYOFFS				
			GP	G	A	PTS	PIM	GP	G	A	PTS	PIM
2018-19	Moncton	QMJHL	61	12	19	31	12	11	2	2	4	2
2019-20	Moncton	QMJHL	61	11	24	35	18	-	-	-	-	-
2020-21	Halifax	QMJHL	37	21	28	49	24	-	-	-	-	-
2021-22	Halifax	QMJHL	61	42	46	88	35	5	1	8	9	2
2022-23	Philadelphia	NHL	4	0	0	0	0	-	-	-	-	-
	Lehigh Valley	AHL	65	23	21	44	16	3	1	0	1	2
2023-24	Lehigh Valley	AHL	63	6	16	22	23	3	0	0	0	12

OSCAR EKLIND FORWARD

Shoots: Left | Height: 6-6 | Weight: 226

Born: July 14, 1998; Trelleborg, Sweden

Acquired: signed as a free agent in 2024

2023-24: Ranked first in goals... Fourth in points... Second in PPG... T-1st in SHG and in hits... T-2nd in GWG on Luleå HF out of the top Swedish Hockey League (SHL)... Registered 58 points (30-28=58) and 125 PIM in 160 career contests in five SHL seasons (2016-18, 2021-24) with Malmo, Brynas IF Gavle and Lulea HF. Collected 66 points (31-35=66) and 115 PIM in 183 career contests in four seasons (2017-21) with Patern IK and Mora IK of HockeyAllsvenskan.

SEASON	CLUB	LEAGUE	REGULAR SEASON					PLAYOFFS				
			GP	G	A	PTS	PIM	GP	G	A	PTS	PIM
2017-18	Malmo	SuperElit	19	12	7	19	22					
	Malmo	SHL	12	0	0	0	0					
	Pantern	Allsvenskan	28	3	3	6	12					
2018-19	Pantern	Allsvenskan	52	4	13	17	51					
2019-20	Mora	Allsvenskan	51	8	5	13	26					
2020-21	Mora	Allsvenskan	52	16	14	30	26	4	2	3	5	8
2021-22	Brynas	SHL	12	0	0	0	0	3	1	0	1	0
2022-23	Brynas	SHL	48	5	9	14						
2023-24	Lulea	SHL	48	17	11	28	64	7	0	0	0	2



IN THE SYSTEM



RHETT GARDNER FORWARD

Shoots: Left | Height: 6-3 | Weight: 210

Born: February 28, 1996; Moose Jaw, Saskatchewan

Acquired: Signed as a free agent on July 1, 2023.

2023-24: T-5th in goals...Fifth in PPG...T-1st in SHG...Ranked first among forwards in PIM on the Phantoms... Appeared in one game with the Flyers 1/4 vs. Columbus...With Lehig, he had two three-game point streaks (1-3=4), 2/17-2/24 and (4-3=7), 3/8-3/10... Owned seven multi-point games this season...Notched a 3-point night (2-1=3) on 3/10 vs. Bridgeport...During the Calder Cup Playoffs he was T-2 in goals...T-3 in points. **2022-23:** Talled a five-game playoff point streak (4g, 3a) from April 28-May 13... Ranked T-2nd on Texas in SHG (2), fifth in assists and eighth in points... Produced a six-game point streak (2g, 7a) from March 8-18, including a career-high three assists at San Jose (3/17)... Posted a six-game point streak (2g, 6a) from Dec. 2-16, including a four-game assist streak (6a) from Dec. 2-10... Talled a four-game point streak (1g, 3a) from Nov. 18-25... **2021-22:** Talled a three-game assist streak (3a) from Feb. 26-March 2... **2020-21:** Scored his first NHL goal vs. Nashville (3/21)... Posted his first NHL point at Columbus (3/14)... **2019-20:** Ranked T-1st on Texas in SHG (1), T-5th in assists, T-6th in goals, seventh in points on the team... Posted two career-high five-game point streaks, Nov. 23-Dec. 3 (2g, 4a) and from Oct. 26-Nov. 9 (2g, 3a)... Made his NHL debut at St. Louis (10/5)... **2018-19:** Scored his first AHL goal and multi-point game (1g, 1a) at Iowa (3/29)... Made his AHL debut vs. Grand Rapids (3/20)... Tied for first on North Dakota in PPG (3) and third on the team in goals, seventh in points and T-9th in assists... Scored his first collegiate hat trick vs. Wisconsin (11/2)... **2017-18:** Named NCHC Defensive Forward of the Year and NCHC Academic All-Conference Team... Awarded North Dakota's Coaches' Unsung Hero Award... Missed seven games due to injury... Recorded his first collegiate three-point game (1g, 2a) vs. Omaha (1/6)... **2016-17:** Named to his second NCHC Academic All-Conference Team... Collected a four-game assist streak (4a) from Dec. 9-Jan. 6... **2015-16:** Named to NCHC Academic All-Conference Team and North Dakota's nominee for NCHC Defensive Forward of the Year... Ranked fourth on the team and second among the freshmen in goals (11)... Posted two goals and two assists in four games during the NCAA Tournament... Named NCHC Rookie of the Week (1/25).

SEASON	CLUB	LEAGUE	REGULAR SEASON					PLAYOFFS				
			GP	G	A	PTS	PIM	GP	G	A	PTS	PIM
2018-19	Univ. of North Dakota	NCHC	37	8	7	15	71					
	Texas	AHL	11	4	1	5	4					
2019-20	Dallas	NHL	8	0	0	0	2					
	Texas	AHL	55	9	15	24	36					
2020-21	Dallas	NHL	28	1	1	2	8					
	Texas	AHL	2	0	0	0	4					
2021-22	Dallas	NHL	4	0	0	0	0					
	Texas	AHL	66	7	9	16	69	2	0	0	0	0
2022-23	Texas	AHL	71	10	30	40	75	8	4	4	8	22
2023-24	Lehigh Valley	AHL	60	10	13	23	89	6	2	1	3	14
	Philadelphia	NHL	1	0	0	0	0					



ALEXIS GENDRON FORWARD

Shoots: Left | Height: 5-10 | Weight: 187

Born: December 30, 2003; Salaberry-de-Valleyfield, Quebec

Acquired: Selected in the seventh round (220th overall) of the 2022 NHL Draft.

2023-24: Youngest player to play for the Phantoms last season... Scored a goal in his AHL debut vs. Belleville, 10/15... Had two multi-point games this season (2g), 11/25 and (1-1=2), 12/27... Was the PSEUC Player of the week 11/25-12/2... Wrapped up his AHL season with (1-2=3), 12/27-12/31... Missed sometime during the season due to injury... For Drummondville he had the third best points-per-game ratio on his team (1.125)... During the playoffs for Drummondville, Gendron T-4 in goals... Ranked second in PPG... Scored a hat trick in Game 1 of the Championship Series... Contributed two assists in the 4-3 win Baie-Comeau Drakkar en route to winning the Gilles-Courteau Trophy... **2022-23:** Set career highs in goals, assists, points, PPG (21), GWG (9) and shots (312) this season... Led the QMJHL in PPG and shots, ranked second in goals and T-5th in GWG during the regular season... Led QMJHL Playoffs in PPG (6), ranked T-1st in goals and T-3rd in GWG (3)... Led Gatineau in goals, PPG, and GWG, ranked second in shots (67) and third in points during QMJHL Playoffs... Posted a nine-game point streak (12g, 4a) to begin the playoffs, 3/31-4/19... Scored his second hat trick of the first round on ten shots in Game Four victory (4/5)... Netted his second career playoff hat trick (4/1)... Posted his second ten-game point streak (14g, 5a) of the season, 2/24-3/19... Posted two hat tricks in three games (2/26-3/5)... Netted career-high five goals, tying Gatineau's single-game franchise record vs. Cape Breton (2/19)... Posted career-high ten-game point streak (9g, 9a), 1/12-2/8... Scored a goal on four shots in his Gatineau debut (12/28)... Traded to Gatineau from Blainville-Boisbriand (12/18)... Fired career-high 12 shots vs. Saint John (12/4)... Scored first career hat trick vs Chicoutimi (10/15)... **2021-22:** Netted his first career playoff hat trick as part of a four-point performance (3g, 1a) vs. Sherbrooke (5/19)... Posted a four-game point streak (5g, 3a), 3/17-3/23... Opened the season with a four-point performance (1g, 3a) in win over Rouyn-Noranda (10/7)... **2020-21:** Talled a three-game goal streak (3g), 11/22-11/26... Netted his first QMJHL goal, point, and game-winning goal in his first game at Sherbrooke (10/2).

SEASON	CLUB	LEAGUE	REGULAR SEASON					PLAYOFFS				
			GP	G	A	PTS	PIM	GP	G	A	PTS	PIM
2020-21	Blainville-Boisbriand	QMJHL	31	9	5	14	20	9	1	2	3	6
2021-22	Blainville-Boisbriand	QMJHL	66	30	16	46	60	6	4	1	5	10
2022-23	Blainville-Boisbriand	QMJHL	29	22	12	34	12	-	-	-	-	-
	Gatineau	QMJHL	34	33	14	47	32	13	14	5	19	4
2023-24	Drummondville	QMJHL	16	10	8	18	14	15	11	8	19	16
	Lehigh Valley	AHL	17	5	2	7	13					



HELGE GRANS DEFENSEMAN


Shoots: Right | Height: 6-4 | Weight: 197

Born: May 10, 2002; Ljungby, Sweden

Acquired: Trade with Los Angeles & Columbus on June 6, 2023.

2023-24: Had two points across a 3-game stretch (2a), 11/12-11/18... Scored his first goal for the Phantoms vs. Hartford, on 12/2... Appeared in four Calder Cup Playoff games... Recorded an assist vs. Hershey on, 5/4.
2022-23: Collected an assist in back-to-back games, Dec. 21-28...Recorded a multi-point game (1g, 1a), including his first AHL GWG, in his season debut vs. Abbotsford (10/14)...**2021-22:** Led Reign defensemen in goals, ranked second in assists, third in points and T-3rd in power-play goals (1)... Ranked T-8th in assists and 10th in points... Posted a career-high three assists vs. Colorado (4/2)...Scored his first AHL goal at Bakersfield (11/6)...Notched his first AHL point (1a) at Abbotsford (10/17)...Signed an entry-level contract with Los Angeles on Jun. 4...**2020-21:** Ranked third among team defensemen in assists, points and games played...**2019-20:** Split the season between Malmö in the SHL and Malmö Jr. in the Swedish junior league...**2018-19:** Youngest player to appear in a game with Malmö at 16-years-old.

SEASON	CLUB	LEAGUE	REGULAR SEASON					PLAYOFFS				
			GP	G	A	PTS	PIM	GP	G	A	PTS	PIM
2018-19	Malmö	SweHL	5	0	0	0	0	-	-	-	-	-
	Malmö Jr.	Swe-Jr.	34	5	12	17	12	-	-	-	-	-
2019-20	Malmö	SweHL	21	1	2	3	4	-	-	-	-	-
	Malmö Jr.	Swe-Jr.	27	4	23	27	10	-	-	-	-	-
2020-21	Malmö	SweHL	43	3	9	12	0	-	-	-	-	-
2021-22	Ontario	AHL	56	7	17	24	8	5	0	0	0	2
2022-23	Ontario	AHL	59	2	7	9	22	-	-	-	-	-
2023-24	Lehigh Valley	AHL	56	1	7	8	24	4	0	1	1	0



ALEXEI KOLOSOV GOALTENDER

Catches: Left | Height: 6-1 | Weight: 187

Born: January 4, 2002; Minsk, Belarus

Acquired: Selected in the third round (78th overall) of the 2021 NHL Draft.

2023-24: Stopped 24-of-28 shots to earn the win in his AHL debut vs. Bridgeport (4/13)...Ranked T-7th in the KHL in shutouts...Owned a 2-4-0 record in his five playoff appearances...Saved 43-of-44 shots he saw vs. Dynamo Msk (3/10)...Stopped 28-of-31 shots in the fourth playoff game vs. Dynamo Msk (3/8)...Owned a 4-2-0 record in his last eight regular season contests...Played in 4-2 victory vs. Spartak (2/26), stopping 30-of-32 shots...Stopped 11-of-14 shots at SKA (2/23)...Played in the 2-1 win at Neftekhimik (2/20), saving 28-of-29 shots...Stopped all 23 shots in his fourth shutout at Admiral (2/4)...Recorded three-game win streak (10/22-10/29)...Stopped 24-of-25 in Dinamo Mn's 2-1 OT victory (10/27)...Notched his third shutout at Dinamo Mn, stopping 22 shots (10/13)...Posted his second shutout of the season at Barys, saving all 21 shots (10/2)...Opened the season with a shutout vs. Vityaz, stopping 26 shots (9/4)...In his fourth season with Minsk...Third-round selection in the 2021 NHL Draft **2022-23:** Denied 29-of-30 shots and recorded his third career assist in his win over Spartak (2/7)...Posted a 2-1-0 record with 91 saves on 96 shots against during three-game week (1/3-1/7)...Earned a 2-0-1 record with 91 saves on 95 shots against during three game week (11/28-12/2)...Collected career-high 47 saves on career-high 48 shots against vs Spartak (11/30)...Won back-to-back starts twice (10/18-10/22 and 11/9-11/11)...Recorded his second career assist in Minsk's 5-2 loss vs. Torpedo (10/9)...**2021-22:** Won a gold medal with Team Belarus at the 2022 World Junior Championship Division I where he played to a 5-0-0 record with a 1.60 GAA and a .932 SV% in five games and earned Best Goaltender and Top Player on Team Belarus honors...Made a season-high 38 saves on 39 shots to earn a victory and tallied his first career assist against Riga (12/20)...Denied all 31 shots he faced to earn his second KHL shutout (9/20)...**2020-21:** Made KHL debut against Dynamo Moscow (10/21)...Earned his first KHL victory and shutout, stopping 22 shots faced against Riga (10/28)...Appeared in 12 games for Dinamo-Molodechno in the top professional league in Belarus where he went 6-6-0 with a 2.23 GAA, .915 SV%, and one shutout...Named the December Belarus Young Player of the Month...Denied 22 shots to earn his first KHL shutout (10/28), at the 2021 Hlinka Gretzky Cup.

SEASON	CLUB	LEAGUE	REGULAR SEASON					PLAYOFFS					
			GP	W	L	OT	GAA	SO	GP	W	L	GAA	SO
2020-21	Minsk Dynamo	KHL	9	3	5	1	2.69	1	-	-	-	-	-
2021-22	Minsk Dynamo	KHL	22	11	9	1	2.90	1	3	0	2	4.01	0
2022-23	Minsk Dynamo	KHL	42	13	21	5	2.55	0	3	1	2	3.08	0
2023-24	Minsk Dynamo	KHL	47	22	21	3	2.39	4	6	2	4	2.21	0
	Lehigh Valley	AHL	2	1	1	0	3.03	0					



IN THE SYSTEM



OLLE LYCKSELL FORWARD


Shoots: Left | Height: 6-0 | Weight: 194

Born: August 24, 1999; Oskarshamn, Sweden

Acquired: Selected in the sixth round (168th overall) of the 2017 NHL Draft.

2023-24: Ranked T-1st in goals...T-4th in assists...Fourth in points...First in PPG...Second in shots...Averaged 1.03 points per game all with the Phantoms... Appeared in 18 contests for the Flyers over the span of 12/7-4/9... Scored his first NHL goal 4/6 at Columbus... Had back-to-back points (1-1=2), 4/6-4/9... Had a multi-point game (2a) vs. Pittsburgh 2/25... With Lehigh, he had nine multi-point games... Went on a seven-game point streak (4-6=10), 11/12-12/1... Had a 10-point stretch across three games (3-7=10), 2/24-3/16... During the Calder Cup playoffs, he was T-2nd in points...T-3rd in goals...Third in assists...Had two multi-point games (2a) vs. Wilkes-Barre on 4/26 and (1-1=2) vs. Hershey on 5/8. **2022-23:** Led the Phantoms in assists and ranked second in points, T-4th in PPG (5) and sixth in goals...Tallied a three-game point streak (3g, 2a) from April 2-8, including two multi-point games...Recorded his first NHL point (assist) at EDM (2/21)...Posted a four-game assist and point streak (1g, 5a) from Dec. 21-Jan. 7...Put up a three-point game (1g, 2a) vs. Charlotte (12/10)...Recorded a career-high four-point game (1g, 3a) vs. Rochester (11/26)...Tallied first AHL point in AHL debut vs. Cleveland (10/22)...Made his NHL debut vs. VAN (10/15)...**2021-22:** Set career highs in goals, assists and points...Led the team in playoff scoring...Ranked T-4th on Vaxjo in goals and fifth in assists and points during the regular season...Signed an entry-level contract with Philadelphia on May 4...**2020-21:** Ranked seventh among team forwards in assists and points...**2019-20:** Skated in all but one game with Linköping HC... Ranked fourth on the team in goals and scoring and fifth in assists...**2018-19:** Skated in all but one game with Linköping HC...2017-18: Loaned to Oskarshamn from Linköping HC on Dec. 5.

SEASON	CLUB	LEAGUE	REGULAR SEASON					PLAYOFFS				
			GP	G	A	PTS	PIM	GP	G	A	PTS	PIM
2017-18	Linköpings Hc	SweHL	26	5	2	7	2	-	-	-	-	-
	Oskarshamn Jr	Swe-1	2	1	1	2	0	-	-	-	-	
	Linköping Hc Jr	Swe-Jr	26	10	12	22	10	-	-	-	-	
2018-19	Linköpings Hc	SweHL	51	5	7	12	10	-	-	-	-	
	Linköpings Hc Jr	Swe-Jr	5	3	3	7	4	-	-	-	-	
2019-20	Linköpings Hc	SweHL	51	9	12	21	4	-	-	-	-	
2020-21	Farjestads Bk	SweHL	46	9	12	21	14	6	1	2	3	0
2021-22	Vaxjo Hc	SweHL	47	14	20	34	6	4	3	5	8	0
2022-23	Philadelphia	NHL	8	0	1	1	8	-	-	-	-	
	Lehigh Valley	AHL	53	14	31	45	6	3	2	2	4	0
	Lehigh Valley	AHL	38	19	20	39	14	6	1	3	4	2
2023-24	Philadelphia	NHL	18	1	4	5	6	-	-	-	-	



HUNTER MCDONALD DEFENSEMAN

Shoots: Left | Height: 6-4 | Weight: 235

Born: May 11, 2002; Fairport, New York

Acquired: Selected in the sixth round (165th overall) of the 2022 NHL Draft.

2023-24: Made AHL debut on 3/23 vs. Bridgeport... Tallied back-to-back two-point games (2a), 4/13-4/19... Appeared in all six Calder Cup playoff games...Registered his first professional goal on 5/4 at Hershey in Game 2 of the Atlantic Division Semifinals. **2022-23:** Named Hockey East's Best Defensive Defenseman (3/8)... Named to the 2022-23 Pro Ambitions All-Rookie Team (3/8)...Led Hockey East in blocks (94)...Led Northeastern in blocks and plus/minus rating and ranked sixth in assists...Posted his second multi-assist game (2a) of the season vs. UMass Lowell (3/4)...Fired two shots and blocked one in Beanpot championship win over Harvard (2/13)...Named Hockey East Defender of the Week (2/13)...Scored his first collegiate goal at Boston University (2/6)...Posted an assist and career-high nine blocks in win over Boston College (1/31)...Tallied first collegiate multi-point game (2a) at Maine (10/29)...Tallied his first collegiate point (assist) vs. Vermont (10/7)...**2021-22:** Accumulated 14 points (4g, 10a) in 54 USHL games as he began the season with Omaha before a mid-season trade to Chicago...Selected to compete in the 2022 BioSteel All-American Game and registered one shot on goal...Began the season with a season-high three-game point streak (1g, 2a), 9/23-10/1...**2020-21:** Collected his first USHL multi-point game (1g, 1a) vs. Lincoln (4/16)...Netted his first USHL goal at Fargo (4/2)...Tallied his first USHL point and assist vs. Lincoln (3/20).

SEASON	CLUB	LEAGUE	REGULAR SEASON					PLAYOFFS				
			GP	G	A	PTS	PIM	GP	G	A	PTS	PIM
2022-23	Northeastern Univ.	H-East	35	1	13	14	56	-	-	-	-	-
2023-24	Northeastern Univ.	H-East	23	1	5	6	32	-	-	-	-	
	Lehigh Valley	AHL	11	0	3	3	12	6	1	0	1	22



CAL PETERSEN GOALTENDER

Catches: Right | **Height:** 6-3 | **Weight:** 180
Born: October 19, 1994; Waterloo, Iowa
Acquired: Via trade with Los Angeles Kings, June 6, 2023

2023-24: Played the most minutes in goal...Led the team in shutouts...Had the most saves...Went 7/9 in shootouts saves while posting a 77.8% shootout save percentage all with Lehigh... Appeared in five contests for the Flyers over the span of 11/4-2/25...Won two games this season 11/11 at Los Angeles and 2/10 vs. Seattle... With Lehigh, he had back-to-back wins, 11/17-11/21 he stopped 45/48 shots over the stretch... During the Calder Cup playoffs, he was the only goaltender to play for the Phantoms (355 minutes)...Recorded a 22-save shutout vs. Hershey on 5/8. **2022-23:** Played in his 100th career NHL game vs. NYR (11/22/22). Recorded consecutive wins twice (10/15-10/29/22; 10/18-11/16/22). **2021-22** Set career highs in games played, games started (35), wins and shutouts. Made consecutive 37-plus saves from 3/12-3/14/22. **2020-21:** Finished the season with a team-high in SV%, games played and minutes played. Ranked eighth among NHL goaltenders in saves (998) and shots against. **2019-20:** Established a 4-1-0 record at home, posting a .942 SV% and a 2.42 GAA. **2018-19:** Ranked fourth among NHL rookie goaltenders in SV% and fifth in GAA. Stopped 25-or-more shots in eight of his nine starts and logged over a .900 SV% in eight of 11 games. Started his first NHL game and earned the win, stopping 34-of-35 shots at CHI (11/16/18). Made NHL debut, in relief, vs. TOR (11/13/18). **2017-18:** Ranked T-6th among AHL goaltenders in wins and T-7th in shutouts.

SEASON	CLUB	LEAGUE	REGULAR SEASON							PLAYOFFS				
			GP	W	L	OT	GAA	SO	GP	W	L	GAA	SO	
2017-18	Ontario	AHL	41	23	14	2	2.58	4						
2018-19	Los Angeles	NHL	11	5	4	1	2.61	1						
	Ontario	AHL	38	13	19	3	4.02	0						
2019-20	Los Angeles	NHL	8	5	3	0	2.64	0						
	Ontario	AHL	37	17	15	4	3.43	3						
2020-21	Los Angeles	NHL	35	9	18	5	2.89	0						
2021-22	Los Angeles	NHL	37	20	14	2	2.89	3	1	0	0	7.45	0	
2022-23	Los Angeles	NHL	10	5	3	2	3.75	0						
	Ontario	AHL	40	16	20	4	2.88	2	2	0	2	3.90	0	
2023-24	Lehigh Valley	AHL	28	10	15	3	2.71	2	6	3	3	2.70	1	
	Philadelphia	NHL	5	2	2	0	3.90							



ANTHONY RICHARD FORWARD

Shoots: Left | **Height:** 5-9 | **Weight:** 186
Born: December 20, 1996; Trois-Rivieres, Quebec
Acquired: Signed as a free agent in 2024

203-24: Ranked second in goals, PPG and SHG... Third in points... Fourth in assists... T-2 in GWG...Had the third best points-per-game ratio (0.932) all on Providence... Appeared in nine contests with the Boston Bruins over the span of 2/10-2/26...Scored his first goal of the season vs. Los Angeles on 2/17... Had back-to-back point games (1-1=2), 2/17-2/19... With Providence, he had 13 multi-point games... Over the course of 11-games he had (10-8=18) during the span of 12/22-1/17... Registered a four-point game (2-2=4) at Utica on 3/29...He appeared in 3 Calder Cup Playoff games and tallied an assist vs. Hartford in the Atlantic Division Semifinals.

SEASON	CLUB	LEAGUE	REGULAR SEASON							PLAYOFFS				
			GP	G	A	PTS	PIM	GP	G	A	PTS	PIM		
2016-17	Milwaukee	AHL	55	4	12	16	23		3	0	1	1	4	
	Cincinnati	ECHL	5	1	1	2	0							
2017-18	Milwaukee	AHL	75	19	17	36	45							
2018-19	Milwaukee	AHL	73	24	23	47	24		5	4	1	5	9	
	Nashville	NHL	1	0	0	0	0							
2019-20	Milwaukee	AHL	60	14	9	23	25							
	Nashville	NHL	1	0	0	0	0							
2020-21	Chicago	AHL	28	11	7	18	36							
2021-22	Milwaukee	AHL	31	7	5	12	14							
	Syracuse	AHL	40	10	16	26	10		5	4	2	6	0	
2022-23	Montreal	NHL	13	3	2	5	6							
2023-24	Laval	AHL	60	30	37	67	46		2	0	1	1	0	
	Boston	NHL	9	1	2	3	2							
	Providence	AHL	59	25	30	55	37		3	0	1	1	2	



IN THE SYSTEM



MASSIMO RIZZO FORWARD

Shoots: Left | Height: 5-11 | Weight: 188

Born: June 13, 2001; Burnaby, British Columbia

Acquired: Trade with Carolina on August 9, 2023.

2023-24: Signed an ATO contract with Lehigh Valley (4/21)...Signed two-year, entry-level contract with Philadelphia (4/17)...Played in the Semi-Finals and Finals in the Frozen Four...Missed the last 10 games of regular season with a lower-body injury (2/16-3/9)...Ranked third in the NCHC in assists and T-5th in points... Ranked second on the Pioneers in assists, third in points and T-5th in GWG (2)...Owned 13 multi-point games this season...Named to NCHC All-Conference Second Team (3/14)...Posted four assists at Omaha (1/20)...Notched a four-point game (1-3=4) at Omaha (1/19)...Scored two goals vs. St. Cloud State (1/12)...Tallied a seven-game assist/point streak (2-10=12), 11/24-1/5... Recorded a four-point game (1-3=4) vs. Yale (11/25)...Posted an eight-game point streak (5-12=17), 10/7-11/4...Named National Co-Player of the Month for October (11/1), NCHC's Player of the Month for October (10/31), and NCHC's Player of the Week (10/30)... Scored a season-high two goals vs. Air Force (10/28)...Set a career-high four assists at Alaska Fairbanks (10/8)...Notched seven assists in two games at Alaska Fairbanks, 10/7-10/8...In his junior season with the Pioneers...Acquired by Philadelphia from Carolina, Aug. 9, 2023. **2022-23:** Recorded a seven-game point streak (6g, 7a) from 2/4-2/25...Collected an 11-game point streak (6g, 8a) from 11/26-1/14, including a four-game goal streak (4g) from 11/26-12/9...Posted a six-game point streak (4g, 10a) from 10/21-11/4, including a four-point game (1g, 3a) at Miami (10/29)...Started the season on a three-game assist streak (3a) from 10/7-10/14. **2021-22:** Ranked T-4th in points and GWG (3), T-5th in PPG (4) and assists, T-8th in plus/minus rating (+18) and T-9th in goals among Division I freshmen...Ranked T-5th on the Pioneers in assists and finished second in that category during conference play (17)... Recorded two points (1g, 1a) in Denver's Frozen Four wins over Michigan and Minnesota State, including a goal in the national championship as the Pioneers captured their ninth national championship...Posted a six-game point streak from 11/12-12/4 (4g, 7a), including a five-game assist streak from 11/12-12/3 (7a) and his first collegiate three-point outing (1g, 2a) vs. Miami (11/19)...Named the NCHC Rookie of the Month for October...Opened his collegiate career with multi-point performances in four of his first five games (10/8-10/22: 5g, 3a)... Earned NCHC Rookie of the Week (10/11). **2020-21:** Traded to the Chilliwack (10/19)...Did not appear in any games with Chilliwack. **2019-20:** Ranked third on the Express in goals, T-4th in points and T-7th in assists...Established BCHL career highs in goals and points...Scored a hat trick vs. Langley (1/31)...Scored a hat trick including 100th career BCHL point vs. Surrey (11/22)... Earned a five-game point streak from 11/15-11/24 (4g, 4a)...Recorded an assist in 100th career BCHL game at Victoria (10/29)... Earned a six-game point streak from 10/27-11/6 (3g, 5a)...Opened the season with a four-game point streak from 10/3-10/12 (2g, 3a)... Traded to Coquitlam (6/1)...**2018-19:** Served as the Veeps' captain...Missed 21 games due to injury...Collected 10 multi-point games...Posted a five-game point streak from 11/14-11/24 (3g, 3a)...Recorded a five-game assist streak from 11/2-11/10 (8a).. **2017-18:** Finished fourth on Penticon in assists and points and fifth in goals...Registered seven multi-point games including a season-high five assists at West Kelowna (11/17)...**2016-17:** Made BCHL playoff debut vs. Merritt (3/23)... Scored first career BCHL playoff goal vs. Chilliwack (4/18)... Made BCHL debut vs. Langley (10/12).

SEASON	CLUB	LEAGUE	REGULAR SEASON					PLAYOFFS				
			GP	G	A	PTS	PIM	GP	G	A	PTS	PIM
2017-18	Penticon	BCHL	50	13	25	38	18	11	4	6	10	6
2018-19	Penticon	BCHL	37	11	29	40	24	6	3	3	6	2
2019-20	Coquitlam	BCHL	42	19	25	44	26	4	4	3	7	6
2021-22	Univ. of Denver	NCHC	39	12	24	36	48	-	-	-	-	-
2022-23	Univ. of Denver	NCHC	38	17	29	46	14	-	-	-	-	-
2023-24	Univ. of Denver	NCHC	28	10	34	44	10	-	-	-	-	-



ETHAN SAMSON DEFENSESMAN

Shoots: Right | Height: 6-3 | Weight: 209

Born: August 23, 2003; Delta, British Columbia

Acquired: Selected in the sixth round (174th overall) of the 2021 NHL Draft.

2023-24: Ranked fourth in goals by defensemen...Fifth in points and assists by a defenseman all on the Phantoms...Had two back-to-back point games (2a), 12/22-12/27 and (1-1=2), 3/29-3/30...Scored first pro goal on 2/25 at Charlotte... Appeared in Game 3 and 4 in the Calder Cup Playoffs vs. Hershey in the Atlantic Division Semifinals... **2022-23:** Set career highs in goals, assists, points, and PPG (10) this season...Ranked third among WHL defensemen in shots (219), fourth in goals and PPG during the regular season...Ranked third on the team in shots and PPA (22), fourth in PPG, fifth in assists and points, and T-6th in goals during the regular season...Won Prince George's Eric Brewer Award for the second consecutive season (4/28)...Named to WHL's B.C. Division First All-Star Team (3/28)...Tied his career-high eight-game point streak (4g, 8a), 3/3-3/17...Tallied seven points (3g, 4a) in three consecutive multi-point games, including four PPP (2g, 2a) and a SHG (3/3-3/8)...Posted a six-game point streak (2g, 6a), 1/13-1/21...Fired career-high 10 shots at Swift Current (1/14)...Netted first career three-point game (1g, 2a) at Kamloops (12/31)...Signed ELC with Philadelphia (12/31)...Earned invitation to Canada's National Junior Team selection camp (12/5)...Named team captain (9/30)... **2021-22:** Received two team awards – the Dan Hamhuis MVP Award and the Eric Brewer award as top defenseman...Named to WHL's B.C. Division Second All-Star Team...Posted a career-high eight-game point streak (3g, 7a), 2/19-3/18... **2020-21:** Registered his first WHL multi-point game (2a) at Victoria (3/29)...2019-20: Netted his first WHL goal and point vs. Kelowna (10/5).

SEASON	CLUB	LEAGUE	GP	REGULAR SEASON				PLAYOFFS				
				G	A	PTS	PIM	G	A	PTS	PIM	
2019-20	Prince George	WHL	61	2	5	7	26	-	-	-	-	-
2020-21	Prince George	WHL	22	1	11	12	10	-	-	-	-	-
2021-22	Prince George	WHL	68	15	28	43	46	4	0	0	0	0
2022-23	Prince George	WHL	60	18	42	60	71	10	0	5	5	8
2023-24	Lehigh Valley	AHL	63	3	9	12	56	2	0	0	0	0



SAMU TUOMALA FORWARD

Shoots: Right | Height: 5-11 | Weight: 184

Born: January 8, 2003; Oulu, Finland


Acquired: Selected in the second round (46th overall) of the 2021 NHL Draft.

2023-24: Finished third in points and goals...Second in assists and PPG...Played in the most games all for the Phantoms...T-9 in the AHL in overall points among all rookies...Represented the Phantoms in the 2023-24 AHL All-Star game...Had 10 multi-point games...Recorded a five-game point streak (3-4=7) from 12/9-12/21...Registered two three-point performances (1-2=3), on 11/3 and (1-2=3), on 11/25... Tallied (3-7=10) across six games in the span of 11/17-12/1... **2022-23:** Named to the Mestis First All-Star Team and finished with the highest points-per-game in the league...Added four points (2g, 2a) in eight games with Finland's Under-20 team on the international stage...Posted three season-high seven-game point streaks (6g, 8a), 4/1-4/13; (9g, 6a), 1/7-1/21; (5g, 8a), 12/2-12/17...Collected his tenth three-plus point game (1g, 2a) of the season (4/13)...Registered season-high four points (3g, 1a) and plus-3 rating (3/11)...Posted four-game multi-point game streak (5g, 5a), 1/13-1/21...Earned points in 14 consecutive games with Kettera (14g, 14a), 12/2-1/21...Collected season-high three assists as part of a five point weekend (1g, 4a) (12/16-12/17)...Netted a four-game goal-streak (4g), 12/2-12/8...Netted five goals in a two-game span, including a hat-trick, on first loan to Kettera of the Mestis league (11/23-11/25)... **2021-22:** Made his North American debut with Lehigh Valley...Added four points (2g, 2a) in seven games for Finland's Under-20 team on the international stage...Signed ELC with Philadelphia (8/14)... **2020-21:** Tallied 31 points (15g, 16a) in 30 games with Karpat Jr. in the Under-20 SM-sarja league...Made his debut in Finland's top professional league with Karpat...Skated for Team Finland at the 2021 Under-18 World Junior Championship and collected 11 points (5g, 6a) in seven games...Named a Top-3 Player on Team Finland at the 2021 Under-18 World Junior Championship and was named to the tournament All-Star team.

SEASON	CLUB	LEAGUE	GP	REGULAR SEASON				PLAYOFFS				
				G	A	PTS	PIM	G	A	PTS	PIM	
2020-21	Karpat	SM-liiga	5	0	0	0	0	-	-	-	-	-
2021-22	Lehigh Valley	AHL	2	0	0	0	0	-	-	-	-	-
	Sport Vaasa	SM-liiga	13	1	1	2	2	-	-	-	-	-
	Jukurit Mikkelä	SM-liiga	8	0	1	1	6	1	0	0	0	0
2022-23	Jukurit Mikkelä	SM-liiga	13	0	0	0	4	-	-	-	-	-
	Pelitat Heinola	Mestis	2	1	1	2	2	-	-	-	-	-
	Kettera Imatra	Mestis	29	26	20	46	10	-	-	-	-	-
2023-24	Lehigh Valley	AHL	69	15	28	43	12	-	-	-	-	-



IN THE SYSTEM



ZAYDE WISDOM FORWARD

Shoots: Right | Height: 5-11 | Weight: 200

Born: July 7, 2002; Toronto, Ontario

Acquired: Selected in the fourth round (94th overall) of the 2020 NHL Draft.

2023-24: Scored his first goal of the season in a Phantoms win over Charlotte on 12/9...Tallied two points (1-1=2) in the final three contests of the regular season... Appeared in Game 2 of the Calder Cup Playoffs vs. Hershey in the Atlantic Division Semifinals. **2022-23:** Recorded an assist in consecutive games at Hartford (12/7) and vs. Charlotte (12/10)... Tallied two assists at Belleville (11/4)...**2021-22:** Posted a career-high eight-game playoff point streak (4g, 10a) from April 22-May 8...Collected a career-high 10-game point streak (3g, 14a) from March 20-April 10...Returned to Kingston after a shoulder injury...**2020-21:** Ranked third on the Phantoms in points, T-3rd in assists and power-play goals (3) and fourth in goals...Posted a career-high three assists vs. Wilkes-Barre/Scranton (5/9)...Recorded a career-high three-game point streak (2g, 2a) from Feb. 26-Mar. 3...Made AHL debut at Hershey (2/6)...Signed an entry-level contract with Philadelphia on Oct. 12...**2019-20:** Ranked second on the team in goals, assists, points and power-play goals (8)...Notched a five-game point streak (4g, 1a) from Dec. 13-28, including career-high four-game goal streak from Dec. 13 to Dec. 19... Collected a five-game point streak (5g, 3a) from Nov. 9-22...**2018-19:** Scored his first OHL goal at Mississauga (9/30)... Made his OHL debut at Peterborough (9/20).

SEASON	CLUB	LEAGUE	REGULAR SEASON						PLAYOFFS				
			GP	G	A	PTS	PIM	GP	G	A	PTS	PIM	
2018-19	Kingston	OHL	60	3	7	10	33	-	-	-	-	-	
2019-20	Kingston	OHL	62	29	30	59	55	-	-	-	-	-	
2020-21	Lehigh Valley	AHL	28	7	11	18	33	-	-	-	-	-	
2021-22	Kingston	OHL	43	9	29	38	29	11	4	11	15	10	
2022-23	Lehigh Valley	AHL	45	3	7	10	16	-	-	-	-	-	
	Reading	ECHL	6	1	4	5	2	11	4	4	8	6	
2023-24	Lehigh Valley	AHL	49	2	1	3	24	1	0	0	0	10	



DENVER BARKEY FORWARD


Shoots: Left | Height: 5-9 | Weight: 163

Born: April 27, 2005; Newmarket, Ontario

Acquired: Selected in the third round (95th overall) of the 2023 NHL Draft.

2023-24: Ranked T-1st in the OHL in SHG (7), third in assists and T-4th in points...Led the Knights in assists, points, SHG and ranked second in goals and PPA (26), third in PPP (31) and seventh in PPG (5)...Recorded three assists in Game 3 vs. Kitchener (4/16)...Posted a five-game playoff point streak (3-4=7), 3/29-4/11...Owned 31 multi-point games this season...Tallied a nine-game point streak (4-12=16), 3/2-3/24...Signed his three-year, entry-level contract with the Flyers on March 3...Notched a four-point game (2-2=4) vs. Oshawa (2/28)...Recorded a three-point game (1-2=3) vs. Windsor (2/19)...Posted a seven-game point streak (3-9=12), 1/27-2/9...Tallied a three points (2-1=3) vs. Owen Sound (1/14)...Recorded a four-point game (1-3=4) at Sarnia (1/10)...Notched three assists vs. Erie (1/3)...Tallied a career-high five points (1-4=5) vs. Sarnia (12/28)...Posted three assists vs. Owen Sound (12/15)...Recorded a six-game point streak (4-9=13), 11/25-12/15...Notched four points (2-2=4) vs. Saginaw (12/8)...Tallied three assists at North Bay (11/23)...Posted an eight-game point streak (6-7=13), 10/27-11/15...Named Cogeco OHL Player of the Week (11/13)...Notched three points (1-2=3) vs. Owen Sound (11/10)...Recorded career-high three assists at Windsor (11/9)...Tallied a six-game point streak (7-5=12), 10/6-10/20...Scored his first career hat trick at Sarnia (10/14)...Posted a three-point game (2-1=3) vs. Guelph (10/7)...Opened the season on a three-game point streak (3a), 9/29-10/4...In his third season with London...Third-round selection in the 2023 NHL Draft. **2022-23:** Tallied 59 points (22g, 37a) in 61 regular season games during his second season with the Knights and added 24 points (11g, 13a) in 20 playoff games as London reached the OHL Championship Series...Led his team in GWG (5), ranked third in assists and points, T-3rd in PPG (5), fourth in SHG (2), and fifth in goals during the regular season...Ranked fourth in the OHL in playoff goals and fifth in playoff points...Named OHL Player of the Week (4/17-4/23)...Opened the OHL Playoffs with three consecutive multi-point games (2g, 4a), 3/31-4/4...Netted his first career multi-goal game (2g) at Guelph (2/11)...Skated in the 2023 CHL Top Prospects Game and fired two shots (1/25)...Posted a career-high nine-game point streak (4g, 9a), 11/11-11/29...Named the OHL Midwest Division Academic Player of the Month for October (11/2)...Won a gold medal with Team Canada at the 2022 Hlinka Gretzky Cup and recorded four points (2g, 2a) in five games... **2021-22:** Recorded 15 points (7g, 8a) in 53 regular season games during his rookie season in London...Added two points (1g, 1a) in five OHL playoff contests... Netted his first career OHL goal and point at Flint (11/6)...

SEASON	CLUB	LEAGUE	GP	REGULAR SEASON					PLAYOFFS				
				G	A	PTS	PIM	GP	G	A	PTS	PIM	
2021-22	London	OHL	53	7	8	15	16	5	1	1	2	4	
2022-23	London	OHL	61	22	37	59	34	20	11	13	24	18	
2023-24	London	OHL	64	35	67	102	28	18	6	21	27	16	



JACK BERGLUND FORWARD

Shoots: Left | Height: 6-4 | Weight: 209

Born: April 10, 2006; Karlstad, Sweden


Acquired: Selected in the second round (51st overall) of the 2024 NHL Draft

2023-24: Totaled 34 points (15g-19a) in 41 regular season games for Färjestad in the Under-20 Swedish League...Played in eight games in the Swedish Hockey League (SHL), scored just one goal in those eight games...He was awarded the SHL's Most Points by Under-18 player...Represented Sweden in the Under-18 World Junior Championship, posted two goals and three assists for five points in seven games to win a bronze medal... **2022-23:** Ranked first in goals, assists and points among Phantoms defensemen and T-7th in goals, seventh in assists and eighth in points among the team...Recorded a point in back-to-back games nine times...Collected his fifth multi-goal game (1g, 1a) at Bridgeport (4/12)...Posted a career-high three-game point streak (1, 2a) from 3/17-3/31...Represented the Phantoms at the AHL All-Star game (2/6)...Collected his first AHL multi-goal and multi-point game (2g, 1a) vs. Cleveland (10/23)...Tallied his first AHL assist and point vs. Cleveland (10/22)... **2021-22:** Posted a career-high two-game point streak (1g, 1a) from 4/19-4/21...Scored first NHL goal vs. ANA (4/9)...Collected first NHL point vs. CBJ (4/5)...Made NHL debut vs. TOR (4/2) and recorded two hits and one block...Signed a three-year ELC with PHI on Mar. 29...Named NCHC Best Offensive Defensemen... Collected a three-point game (1g, 2a) vs. Omaha (3/12)...Recorded a career-high four-game point streak (4g, 4a) from 1/28-2/5, including his second hat trick in a four-point game (3g, 1a) vs. Colorado College (2/4)...Posted first collegiate hat trick and four-point game (3g, 1a) at Colgate (10/29)... **2020-21:** Nominated for the Hobey Baker...Named the NCHC Best Offensive Defenseman...Named to the NCAA First All-Star Team and NCAA First All-American Team... **2019-20:** Named to the NCHC All-Rookie Team...Named NCHC Rookie of the Week (1/27)...Recorded a three-game point streak (2g, 2a) from Jan. 18 to Jan. 25...Named NCHC Defenseman of the Week (1/14)...Tallied his first collegiate goal at Bowling Green (10/12)... Made his collegiate debut vs.. Ohio State and recorded three shots (10/11)...

SEASON	CLUB	LEAGUE	GP	REGULAR SEASON					PLAYOFFS				
				G	A	PTS	PIM	GP	G	A	PTS	PIM	
2022-23	Färjestad BK J18	J18 Nationell	37	18	22	40	63	2	0	1	1	2	
	Färjestad BK J20	J20 Nationell	1	0	1	1	0						
2023-24	Färjestad BK J18	J18 Nationell	4	2	1	3	0	9	8	9	17	31	
	Färjestad BK J20	J20 Nationell	41	15	19	34	20	2	1	0	1	0	
	Färjestad BK	SHL	8	1	0	1	0						



FUTURE FLYERS



CARSON BJARNASON GOALTENDER

Catches: Left | **Height:** 6-4 | **Weight:** 210


Born: June 30, 2005; Carberry, Manitoba

Acquired: Selected in the second round (51st overall) of the 2023 NHL Draft.

2023-24: Brandon lost their playoff series, 4-0, to Moose Jaw...Saved 17-of-22 shots in the 6-2 loss in Game 4 vs. Moose Jaw (4/4)...Stopped 20-of-23 shots in the 5-3 win vs. Moose Jaw (3/21)...Posted his second shutout this season at Lethbridge (3/8), stopping all 23 shots...Stopped 45-of-49 shots vs. Saskatoon (3/2)...Played in the 2-1 loss vs. Prince Albert, saving 27-of-29 shots (3/1)...Missed six games (1/14-1/28)...Posted a six-game point streak (4-0-2), 10/26-11/17...Played in his first shootout of the season, stopping 41-of-44 shots at Wenatchee (10/21)...Saved 24-of-26 shots in the OT loss at Everett (10/20)...Stopped 29-of-31 shots to help earn the 5-2 win at Tri-City (10/13)...Posted his first shutout this season, stopping all 36 shots at Lethbridge (10/11)...In his third season with Brandon...Second-round selection in 2023 NHL Draft.

2022-23: Won a bronze medal as Team Canada's starting goaltender at the 2023 Under-18 World Championships where he earned a 4-2-0 record with a 3.51 GAA and .849 SV% in six games...Earned two team awards from Brandon – the Top Manitoba Born Player Award and the Three Stars Award (3/27)...Appeared in the 2023 CHL Top Prospects game, denying 16-of-17 shots in 31 minutes for Team Red (1/25)...Named WHL Goaltender of the Week twice (1/23 & 10/17)...Denied 100-of-110 shots against (.909 SV%) during a career-high four-game win streak, 12/2-12/10...Denied all 29 shots to earn first career WHL shutout at Kelowna (10/19)...Appeared in one game for Team Canada (gold) at the 2022 Hlinka Gretzky Cup...**2021-22:** Collected a career-high 43 saves on a career-high 45 shots against in victory over Calgary (1/16)...Denied 104-of-113 shots against (.920 SV%) during a season-high three-game win streak, 10/10-10/16...Stopped 39-of-41 shots to earn his first career WHL victory at Regina (10/10).

SEASON	CLUB	LEAGUE	REGULAR SEASON							PLAYOFFS				
			GP	W	L	OT	GAA	SO	GP	W	L	GAA	SO	
2021-22	Brandon	WHL	23	8	10	1	4.00	0	-	-	-	-	-	
2022-23	Brandon	WHL	47	21	19	6	3.08	3	-	-	-	-	-	
2023-24	Brandon	WHL	46	24	17	5	3.01	2	4	0	3	7.15	0	



OLIVER BONK DEFENSEMAN

Shoots: Right | **Height:** 6-2 | **Weight:** 200

Born: January 9, 2005; Ottawa, Ontario

Acquired: Selected in the first round (22nd overall) of the 2023 NHL Draft.

2023-24 Led OHL defensemen in PPG (15) and ranked second in PPP (33), third in goals, fifth in points and 10th in assists...Ranked second on the Knights in PPG, sixth in assists and points and seventh in goals...Scored a goal in Game 1 vs. Kitchener (4/11)...Notched three points (1-2=3) in the two playoff games vs. Flint (3/31-4/2)...Posted 19 multi-point games this season...Tallied two assists at Erie (3/13)...Posted a seven-game point streak (7-1=8), 1/27-2/9...Named to the CHL Team of the Month for January (2/2)...Named OHL's Defenseman of the Month for January (2/1)...Recorded a 10-game point streak (9-16=25), 12/2-1/20...Posted four points (2-2=4) vs. Kitchener (1/20)...Notched four points (2-2=4) vs. Owen Sound (1/14)...Tallied two points (1-1=2) in his first game back from WJC against Barrie (1/5)...Posted three assists in five games for Canada at 2024 WJC...Missed two OHL games for Hockey Canada's WJC camp...Notched a three-point game (2-1=3) at North Bay (11/23)...Posted a career-high two goals in a three-point game (2-1=3) vs. Guelph (11/15)...Scored his first goal of the season in a two-point game (1-1=2) at Windsor (11/9)...Posted three assists vs. Erie (10/20)...Notched three points (0-3=3) in three games, including two assists vs. Kingston (10/13)...In his third season with London...First-round selection in the 2023 NHL Draft. **2022-23:** Ranked second on the Knights in PPA (15), T-2nd in SHA (3), third in shots (147), fifth in assists, and eighth in points...Led OHL rookies in PPA, ranked third in shots, fifth in assists, and eighth in points...Named to the OHL Second All-Rookie Team (6/5)...Named to the CHL All-Rookie Team (6/1)...Tallied career-high three assists, including two PPA, at Guelph (3/15)...Skated in the 2023 CHL Top Prospects Game and recorded a plus-one rating (1/25)...Tallied 14 points (3g, 11a) in 12 games to earn OHL Rookie of the Month honors for November...Posted a career-high eight-game point streak (2g, 10a), 10/29-11/19...Netted his first career OHL goal vs. Owen Sound (9/30)...Appeared in five games for Team Canada (gold) at the 2022 Hlinka Gretzky Cup...**2021-22:** Spent the majority of his season with St. Thomas of the GOJHL where he produced at a point-per-game pace with 32 points (5g, 27a) in 32 games...Named to the 2021-22 GOJHL Western Conference All-Rookie Team (5/3)...Named the GOJHL's Most Outstanding First Year Defenseman (4/29)...Produced his first career OHL multi-point game with two assists at Guelph (3/27)...Notched his first career OHL point with an assist at Sarnia (3/9)...Made his OHL debut with the London Knights (11/16).

SEASON	CLUB	LEAGUE	REGULAR SEASON					PLAYOFFS				
			GP	G	A	PTS	PIM	GP	G	A	PTS	PIM
2021-22	London	OHL	10	0	3	3	6	7	1	0	1	2
2022-23	London	OHL	67	10	30	40	38	21	0	11	11	6
2023-24	London	OHL	60	24	43	67	32	18	7	9	16	8



ALEX BUMP FORWARD


Shoots: Left | Height: 6-0 | Weight: 200

Born: November 20, 2003; Prior Lake, Minnesota

Acquired: Selected in the fifth round (133rd overall) of the 2022 NHL Draft.

2023-24: Ranked second among the Broncos in assists, third in goals and PPG (3) and fourth in points and GWG (2)...Recorded two points (1-1=2) in 5-4 loss vs. Michigan St. in Frozen Four Tournament...Notched three assists at St. Cloud (3/16)...Scored two goals at St. Cloud (3/15)...Tallied a three-point game (2-1=3) at St. Cloud (2/23)...Named NCHC's Rookie of the Week (2/12)...Posted an eight-game point streak (6-6=12), 1/20-2/23...Recorded a three-point game (2-1=3) vs. Omaha (2/9)...Posted a three-point game (2-1=3) at Lindenwood (1/6)...Posted a seven-game point streak (3-5=8), 11/17-12/8...Tallied a three-game assist streak (0-3=3), 11/25-12/2...Posted a career-high two assists at Colorado College (11/18)...Scored his first collegiate goal in his first career multi-point game at Colorado College (11/17)...Notched an assist in back-to-back games against Ferris State (10/13-10/14)...In his freshman season with the Broncos...Fifth-round selection in 2022 NHL Draft. **2022-23:** Netted his first career AHL goal vs. Hartford (4/1)...Signed three-year ELC with Philadelphia on March 27 and finished the season on an AHL try-out basis with Lehigh Valley...Tallied an assist in his AHL debut at Wilkes-Barre/Scranton (3/25)...Ranked T-1st on HV71 in blocks (42), second in PPG (3) and ATOI (20:29), third in assists, fourth in hits (47), and fifth in points...Posted career-high 25:55 TOI (1/7)...Collected a four-game point streak (1g, 6a), 12/3-12/17...Tied team record for single-game assists by a defenseman with four in 6-3 win over Rogle (12/3)... **2021-22:** Named Best Junior in the HockeyAllsvenskan while leading all Juniors in assists and points...Added 11 points (3g, 8a) in 10 playoff games to help lead HV71 to a league championship and promotion to the SHL...Served as Captain of Team Sweden at the 2022 World Junior Championship and collected eight points (4g, 4a) in seven games (bronze medal)...Led defencemen in goals at the U20 WJC and was named to the tournament All-Star team... **2020-21:** Spent the majority of his season with HV71 in the SHL...Loaned to Vasterviks IK of HockeyAllsvenskan...Named to Team Sweden for the 2021 World Junior Championship and collected one assist in five games... **2019-20:** Led J20 SuperElit junior league defencemen in points...Earned a bronze medal as Captain of Team Sweden at the 2019 Hlinka Gretzky Cup and posted four assists in five games.

SEASON	CLUB	LEAGUE	REGULAR SEASON					PLAYOFFS				
			GP	G	A	PTS	PIM	GP	G	A	PTS	PIM
2021-22	Omaha	USHL	27	11	6	17	32	4	2	1	3	2
2022-23	Omaha	USHL	32	9	17	26	44	-	-	-	-	-
	Tri-City	USHL	16	5	8	13	20	4	3	1	4	2
2023-24	Western Michigan Univ.	NCHC	38	14	22	36	27					



ALEX CIERNIK FORWARD

Shoots: Left | Height: 5-10 | Weight: 179

Born: October 8, 2004; Wolfsburg, Germany


Acquired: Selected in the fourth round (120th overall) of the 2023 NHL Draft.

2023-24: Ranked T-6th on the team in assists and T-8th in points...Tallied three assists in six relegations games for Vasterviks...Posted an assist at Almtuna (2/22)...Missed the 15 games for Vasterviks due to injury (1/6-2/13)...Represented Slovakia at 2024 WJC and tallied two assists in three games...Missed Slovakia's last two WJC contests due to injury...Notched an assist vs. Almtuna (11/28)...Tallied an assist at Kalmar (11/4) to record assists in consecutive games, 11/2-11/4...Posted two assists vs. Tingsryd (11/2)...Scored a goal vs. Sodertalje (10/20)...Recorded a four game point streak (3-3=6), 10/2-10/13...Notched two assists at Brynas (10/6)...Posted two goals in four shots on net vs. Ostersunds (10/2)...In his second season with Vastervik...Fourth-round selection in 2023 NHL Draft. **2022-23:** Split time between Sodertalje and Vasterviks of HockeyAllsvenskan where he tallied twelve points (3g, 9a) in 25 games...Appeared in 18 games with Sodertalje J20 of the J20 Nationell where he collected 21 points (9g, 12a)...Finished fifth in points on the Sodertalje J20 team despite playing half the games of his teammates...Produced three points (2g, 1a) in five games with Slovakia at the 2023 World Junior Championship... **2021-22:** Skated in 47 games with Sodertalje J20, where he accumulated 47 points (20g, 27a) as a 17-year-old...Helped lead Team Slovakia to a Division 1A gold medal and promotion to the top division at the 2022 U18 World Junior Championships with 12 points (5g, 7a) in five contests...Won a silver medal with Team Slovakia at the 2021 Hlinka Gretzky Cup and posted seven points (1g, 6a) in five games.

SEASON	CLUB	LEAGUE	REGULAR SEASON					PLAYOFFS				
			GP	G	A	PTS	PIM	GP	G	A	PTS	PIM
2021-22	Sodertalje SK	Swe-1	11	0	0	0	0	-	-	-	-	-
	Sodertalje SK Jr.	Swe-Jr	43	20	27	47	30	-	-	-	-	-
2022-23	Sodertalje SK	Swe-1	15	1	5	6	2	3	0	0	0	0
	Vasterviks IK	Swe-1	10	2	4	6	0	-	-	-	-	-
	Sodertalje SK Jr.	Swe-Jr.	18	9	12	21	2	-	-	-	-	-
2023-24	Vasterviks IK	Allsvenskan	26	4	10	14	6	6	0	3	3	0



FUTURE FLYERS



SPENCER GILL DEFENSEMAN

Shoots: Right | Height: 6-4 | Weight: 200

Born: August 17, 2006; Riverview, New Brunswick

Acquired: Selected in the second round (59th overall) of the 2024 NHL Draft.

2023-24: Totalled 46 points (12g-34a) in 65 regular-season games for Rimouski Oceanic in the QMJHL... Ranked fourth on the team in assists and tied for fifth in points...Recorded five assists in five playoff games for Rimouski...Represented Team Canada at the Under-18 World Junior Championship, tallying two assists in seven games to win a gold medal.

SEASON	CLUB	LEAGUE	REGULAR SEASON					PLAYOFFS				
			GP	G	A	PTS	PIM	GP	G	A	PTS	PIM
2022-23	Rimouski	QMJHL	41	0	4	4	16	9	1	3	4	0
2023-24	Rimouski	QMJHL	65	12	34	46	62	5	0	5	5	2



DEVIN KAPLAN FORWARD


Shoots: Right | Height: 6-2 | Weight: 199

Born: January 10, 2004; Bridgewater, New Jersey

Acquired: Selected in the third round (69th overall) of the 2022 NHL Draft.

2023-24: Ranked eighth among the Terriers in assists and ninth in points...Recorded an assist vs. Denver in Frozen Four Semi-Finals (4/11)...Notched two assists against RIT in the opening game of the Frozen Four tournament (3/28)...Posted two assists vs. UConn (2/24)...Scored a goal vs. Northeastern (2/12)...Tallied an assist vs. Merrimack (2/9)...Recorded two points (1-1=2) at Vermont (1/20)...Notched a career-high three assists at Yale (12/29)...Scored a goal vs. Maine (11/18)...Posted a six-game point streak (2-6=8), 10/21-11/10...Tallied a two-point game (1-1=2) vs. North Dakota (11/4)...Scored a goal at Massachusetts (10/28)...Notched two assists at Notre Dame (10/21)...In his sophomore season with the Terriers...Third-round selection in 2022 NHL Draft **2022-23:** Ranked fifth on Boston in goals and ninth in points...Named Hockey East Rookie of the Week (3/20)...Named to the Hockey East All-Tournament Team...Netted a goal and added an assist in BU's 3-2 Hockey East Tournament Championship victory (3/18)...Tallied first career multi-goal and three-point game (2g, 1a) on career-high five shots vs. UMass (1/11)...Posted career-high five-game point streak (3g, 5a), 12/11-1/11...**2021-22:** Recorded 38 points (13g, 25a) in 53 games for the US Under-18 Team...Won a silver medal with Team USA at the 2022 Under-18 World Championship with six points (1g, 5a) in six games...Was selected for the 2022 BioSteel All-American game but was unable to compete due to injury...2020-21: Posted 39 points (13g, 26a) in 46 games for the US Under-17 Team...Skated in three games with the US Under-18 Team and tallied three points (1g, 2a).

SEASON	CLUB	LEAGUE	REGULAR SEASON					PLAYOFFS				
			GP	G	A	PTS	PIM	GP	G	A	PTS	PIM
2020-21	U.S. National Dev.	USHL	30	6	18	24	32	-	-	-	-	-
2021-22	U.S. National Dev	USHL	22	8	10	18	36	-	-	-	-	-
2022-23	Boston University	H-East	40	10	13	23	49	-	-	-	-	-
2023-24	Boston University	H-East	37	5	18	23	34	-	-	-	-	-



COLE KNUBLE FORWARD

Shoots: Right | Height: 5-11 | Weight: 184

Born: July 1, 2004; East Grand Rapids, Michigan

Acquired: Selected in the fourth round (103rd overall) of the 2023 NHL Draft.

2023-24: Recorded an assist in both Big-10 tournament games at Michigan (3/8 & 3/9)...Scored two goals vs. Minnesota (2/16)...Scored a goal at Wisconsin (2/10)...Posted two points (1-1=2) vs. Michigan State (2/2)... Recorded two assists vs. Penn State (1/20)...Notched his first collegiate hat trick vs. Augustana (12/30)...Posted a career-high two assists at Michigan State (12/8)...Tallied his first collegiate goal in his first multi-point game (1-1=2) vs. Ohio State (11/11)...In his freshman season with the Fighting Irish...Fourth-round selection in the 2023 NHL Draft. **2022-23:** Tallied 66 points (30g, 36a) in his second season with Fargo of the USHL and added nine points (3g, 6a) in nine USHL playoff games to help lead Fargo to the Clark Cup Final...Led Fargo in goals, points, and shots (216), ranked second in assists, PPG (6), and PPA (10) during the regular season...Ranked second in the USHL in shots and T-8th in goals and points during the regular season... Led the Force in goals and ranked second in points during the USHL Playoffs...Led the USHL in playoff goals and ranked T-4th in points... Named the Dave Tyler Junior Player of the Year by USA Hockey (5/26)...Received the Curt Hammer Award as the USHL's gentleman of the year (5/16)...Earned USHL Player of the Conference Finals honors with nine points (6g, 3a) in four games (5/10)...Tallied a career-high six points (4g, 2a) in playoff victory at Lincoln (5/8)...Selected to the USHL First All-Star team (5/1)...Notched a career-high six-game point streak (5g, 7a), 1/21-2/10...Named USHL Player of the Week Jan. 31 as he posted five points (3g, 2a) in two games... Served as Captain of Team USA at the 2022 World Junior A Challenge where he led the team with six assists and nine points in six games to earn MVP honors and a gold medal...Tallied career-high four assists in victory over Sioux Falls (11/17)...**2021-22:** Led Fargo in shots (174), ranked T-1st in GWG (4) and PPG (6), T-2nd in goals, and second in assists and points...Ranked fourth among USHL rookies in goals, assists, and points...Named to the USHL All-Rookie Team...Began his rookie season with a five-game point streak (2g, 5a), 9/25-10/16...Netted his first career USHL goal vs. Team USA (9/26)...Netted four goals in four games for Team USA at the 2021 Hlinka Gretzky Cup.

SEASON	CLUB	LEAGUE	REGULAR SEASON					PLAYOFFS				
			GP	G	A	PTS	PIM	GP	G	A	PTS	PIM
2021-22	Fargo	USHL	62	20	29	49	14	2	0	0	0	0
2022-23	Fargo	USHL	57	30	36	66	46	9	6	3	9	16
2023-24	Notre Dame	BIG10	36	9	11	20	12					



JETT LUCHANKO FORWARD

Shoots: Right | Height: 6-0 | Weight: 190

Born: August 21, 2006; London, Ontario


Acquired: Selected in the first round (13th overall) of the 2024 NHL Draft.

2023-24: Collected 74 points (20g-54a) in 68 regular season games with the Guelph Storm of the Ontario Hockey League (OHL)... Led the team in assists and points, tied for third in shorthanded goals, ranked fifth in goals, and sixth in power-play goals... Tallied three assists in four playoff games for Guelph this season... Awarded the William Hanley Trophy for the OHL's most sportsmanlike player...Represented Team Canada in the 2024 Under-18 World Junior Championship, posting two goals and five assists for seven points in seven games to win a gold medal.

SEASON	CLUB	LEAGUE	REGULAR SEASON					PLAYOFFS				
			GP	G	A	PTS	PIM	GP	G	A	PTS	PIM
2022-23	Guelph	OHL	46	5	9	14	10	6	0	1	1	2
2023-24	Guelph	OHL	68	20	54	74	36	4	0	3	3	6



FUTURE FLYERS



RYAN MACPHERSON FORWARD

Shoots: Left | Height: 6-0 | Weight: 167


Born: March 2, 2005; Windsor, Ontario

Acquired: Selected in the sixth round (172nd overall) of the 2023 NHL Draft.

2023-24: Ranked fifth on the Vees in goals, T-5th in points and eighth in assists...Tallied an assist in Game 2 vs. Vernon (4/20)...Posted two assists in Game 2 vs. Prince George (4/6)...Notched a four-game point streak (3-1=4), 3/1-3/9...Tallied a four-game point streak (3-3=6), 11/29-12/6...Recorded an 11-game point streak (3-11=14), 10/7-11/10...Posted an assist in back-to-back games vs. Cranbrook (11/3) and at Merritt (11/4)...

Notched two assists vs. Vernon (10/27)...Tallied an assist in back-to-back games at Cowichan (10/23) and vs. Powell River (10/24)...Recorded two points (1-1=2) at Trail Smoke (10/14)...Named First Star of the Month for September (10/5)...Posted a three-game point streak (5-2=7), 9/23-9/30...Scored his first career hat trick in a four-point game (3-1=4) at Merritt (9/23)...In his first season with Penticton...Sixth-round selection in 2023 NHL Draft. **2022-23:** Led Leamington in assists and GWG (7), ranked second in goals and points during the regular season...Led the team in assists, points, and GWG (6), ranked second in goals and PPG (4) during the Sutherland Cup Playoffs as the Flyers won the Sutherland Cup...Led the League in playoff points and GWG, ranked second in assists and T-3rd in goals...Received the Kevin McIntosh Award as the Best Defensive Forward in the GOJHL's Western Conference...Posted at least one point in 20-of-24 playoff games, including a nine-game point streak (5g, 11a), 4/2-4/30...Registered a career-high 14-game point streak (8g, 16a), 12/17-2/16...Notched a career-high five-point game, including his first career GOJHL hat-trick (3g, 2a), vs. Strathroy (10/13). **2021-22:** Led Leamington in assists, PPA (9), and GWG (5), ranked T-2nd in points and fourth in goals...Led the GOJHL in assists, ranked fourth in points...Selected to the GOJHL's Western Conference All-Rookie Team...Registered a 12-game point streak (4g, 13a), 2/25-3/23...Produced a season-high 13-game point streak (5g, 13a), 11/20-2/12...Netted his first career GOJHL goal at St. Mary's (10/15)...Collected his first career GOJHL point as part of his first multi-point performance (3a) vs. London (10/7).

SEASON	CLUB	LEAGUE	REGULAR SEASON					PLAYOFFS				
			GP	G	A	PTS	PIM	GP	G	A	PTS	PIM
2021-22	Leamington	GOJHL	48	14	38	52	8	16	3	12	15	4
2022-23	Leamington	GOJHL	49	25	36	61	20	24	14	24	38	4
2023-24	Penticton	BCHL	54	16	22	38	12	22	0	4	4	10



MATTEO MANN DEFENSEMAN

Shoots: Right | Height: 6-6 | Weight: 232

Born: December 31, 2004; Sackville, New Brunswick

Acquired: Selected in the seventh round (199th overall) of the 2023 NHL Draft.

2023-24: Made his ECHL debut vs. Orlando on a ATO contract with the Royals (4/12)...Led the Sea Dogs defencemen in goals and ranked fourth assists and points...Scored his first career playoff goal vs. Drummondville (4/3)...Tallied an assist vs. Halifax in the last game of the regular season (3/23)...Scored a goal vs. Charlottetown (3/17)...Missed four games for Saint John (2/24-3/2)...Scored a goal in consecutive games vs. Cape Breton

(2/19) and at Quebec (2/23)...Notched an assist at Halifax (2/8)...Posted an assist at Victoriaville (1/27)...Scored a goal vs. Charlottetown (1/17)...Missed seven games for Saint John, 12/8-1/5...Tallied his first multi-point game (1-1=2) of the season vs. Cape Breton (12/2)...Posted a three-game point streak (1-2=3), 11/3-11/5...Scored his first goal of the season vs. Sherbrooke (11/5)...Made his season debut vs. Moncton (10/21)...Missed the first nine games of the season due to injury...In his first season with Saint John...Seventh-round selection in 2023 NHL Draft. **2022-23:** Ranked third on Chicoutimi in penalty minutes...Named the Scholastic Player of the Month for February...Skated in the 2023 CHL Top Prospects games and fired two shots on goal (11/25)...Posted assists in back-to-back games (2a), 10/23-10/26. **2021-22:** Posted career-high three-game point streak (1g, 5a), 4/3-4/8...Registered his first career QMJHL multi-point game (2a) vs. Quebec (3/18)...Named the Scholastic Player of the Month for January...Picked up his first career QMJHL assist vs. Sherbrooke (10/16)...**2020-21:** Named the Scholastic Player of the Month for February...Netted his first career QMJHL goal vs. Gatineau (11/22)...Made his QMJHL debut vs. Shawinigan (10/2).

SEASON	CLUB	LEAGUE	REGULAR SEASON					PLAYOFFS				
			GP	G	A	PTS	PIM	GP	G	A	PTS	PIM
2020-21	Chicoutimi	QMJHL	20	1	0	1	13	-	-	-	-	-
2021-22	Chicoutimi	QMJHL	63	2	9	11	51	3	0	0	0	2
2022-23	Chicoutimi	QMJHL	45	0	5	5	52	3	0	0	0	7
2023-24	Saint John	QMJHL	42	6	7	13	68	4	1	0	1	8
	Reading	ECHL	1	0	0	0	0					



OWEN MCLAUGHLIN FORWARD

Shoots: Left | **Height: 6-0** | **Weight: 158**

Born: March 25, 2003; Spring City, Pennsylvania

Acquired: Selected in the seventh round (206th overall) of the 2021 NHL Draft.

2023-24: Ranked eighth in the NCHC in assists and T-8th in points...Ranked second on the Fighting Hawks in assists and points and fourth in goals...Tallied an assist in the 4-3 loss vs. Michigan in the first game of the Frozen Four tournament (3/29)...Recorded an assist vs Omaha (3/22)...Notched two points (1-1=2) vs. Miami (3/15)...Posted a four-game point streak (3-2=5), 2/23-3/2...Tallied a two-point game (1-1=2) vs. Western Michigan (3/2)...Recorded a three-point game (1-2=3) vs. Denver (1/27)...Notched a five-game point streak (4-6=10), 1/5-1/19...Posted two points (1-1=2) vs. Omaha (1/12)...Recorded two points (1-1=2) vs. Alaska Fairbanks (1/6)...Tallied his fourth three-point game (2-1=3) vs. Alaska Fairbanks (1/5)...Notched a three-point game (1-2=3) at Denver (12/1)...Posted a six-game point streak (2-7=9), 11/3-11/24...Recorded two points (1-1=2) vs. Miami (11/17)...Tallied his second three-point game of the season (1-2=3) at Boston University (11/4)...Notched a three-point game (1-2=3) vs. Minnesota State (10/27)...In his sophomore season with the Fighting Hawks...Seventh-round selection in the 2021 NHL Draft. **2022-23:** Ranked fourth on the team in assists and tenth in points...Netted his second goal of the season vs. St. Cloud State (1/17)...Netted his first career collegiate goal vs Miami (Ohio) (1/28)...Posted second multi-point game (2a) of his season vs. Western Michigan (1/14)...Registered first career multi-point game (2a) at Omaha (11/4)...Recorded his first collegiate point (assist) vs. Holy Cross (10/8). **2021-22:** Skated in first full USHL season and won the Clark Cup Championship with Sioux City...Led the Musketeers in points and assists, ranked second in goals during the regular season...Named to the USHL Third All-Star team...Named USHL Forward of the Week for Week 18 (2/1)...Registered two four-point performances – 2g, 2a vs. Tri-City (10/22) and 3g, 1a vs. Sioux Falls (1/28)...Posted a career-high eight-game point streak (7g, 9a), 12/18-1/21...**2020-21:** Tallied 54 points (16g, 38a) in 33 games for Mount St. Charles Academy in Rhode Island...Led the team in points and assists, ranked second in goals.

SEASON	CLUB	LEAGUE	REGULAR SEASON					PLAYOFFS				
			GP	G	A	PTS	PIM	GP	G	A	PTS	PIM
2020-21	U.S. National Dev.	USHL	4	0	0	0	0	-	-	-	-	-
2021-22	Sioux City	USHL	62	28	44	72	16	10	0	5	5	0
2022-23	Univ. of North Dakota	NCHC	37	2	13	15	10	-	-	-	-	-
2023-24	Univ. of North Dakota	NCHC	39	13	26	39	8					



AUSTIN MOLINE DEFENSEMAN

Shoots: Right | **Height: 6-4** | **Weight: 194**

Born: November 21, 2005; Las Vegas, Nevada


Acquired: Selected in the seventh round (205th overall) of the 2024 NHL Draft.

2023-24 Recorded 41 points (11g-30a) in 71 regular season games for Shattuck St. Mary's U-18 Prep team in the 2023-24 season... Tallied one goal and 25 assists for 26 points in 68 regular season games for Shattuck St. Mary's U-18 Prep team in the 2022-23 season...Committed to playing for the Madison Capitols of the USHL for the 2024-25 season and then Colorado College for the 2025-26 season.

SEASON	CLUB	LEAGUE	REGULAR SEASON					PLAYOFFS				
			GP	G	A	PTS	PIM	GP	G	A	PTS	PIM
2022-23	Shattuck St.Mary's	USHS	54	1	21	22	16					
2023-24	Shattuck St.Mary's	USHS	57	8	27	35	16					



FUTURE FLYERS



TY MURCHISON DEFENSEMAN

Shoots: Left | Height: 6-2 | Weight: 192

Born: February 2, 2003; Corona, California

Acquired: Selected in the fifth round (158th overall) of the 2021 NHL Draft.

2023-24: Scored a goal at Alaska Anchorage (3/8)...Posted an assist vs. Alaska Faribanks (2/10)...Recorded an assist vs. Lindenwood (2/2)...Notched an assist vs. Harvard (1/5)...Scored a goal in back-to-back games against Robert Morris (12/16 & 12/17)...Tallied an assist vs. Merrimack (10/14)...In his junior season with the Sun Devils...Fifth-round selection in the 2021 NHL Draft. **2022-23:** Ranked third on the team in blocked shots (50)

and 10th in shots (54)...Reached 50 blocked shots for the second consecutive season...Fired career-high five shots (12/30) and blocked career-high nine shots (12/31) in back-to-back vs. Boston College... **2021-22:** Posted his first NCAA multi-goal game at Colorado College (12/7)...Netted his first NCAA goal and point vs. New Hampshire (10/16)... **2020-21:** Recorded 15 points (7g, 8a) in 48 games for the US Under-18 Team...Represented Team USA at the 2021 Under-18 World Championship where he notched one assist in five games...Selected to compete in the 2021 BioSteel All-American Game and registered a plus-2 rating...2019-20: Recorded eight points (2g, 6a) in 41 games for the US Under-17 Team.

SEASON	CLUB	LEAGUE	GP	REGULAR SEASON					PLAYOFFS				
				G	A	PTS	PIM	GP	G	A	PTS	PIM	
2019-20	U.S. National U17	USHL	28	1	4	5	56	-	-	-	-	-	
2020-21	U.S. National Dev.	USHL	23	3	2	5	12	-	-	-	-	-	
2021-22	Arizona State Univ.	NCAA	35	4	3	7	76	-	-	-	-	-	
2022-23	Arizona State Univ.	NCAA	36	2	3	5	93	-	-	-	-	-	
2023-24	Arizona State Univ.	NCAA	37	3	4	7	62	-	-	-	-	-	

ILYA PAUTOV FORWARD


Shoots: Left | Height: 5-11 | Weight: 168

Born: May 3, 2006; Novosibirsk, Russia

Acquired: Selected in the sixth round (173rd overall) of the 2024 NHL Draft

2023-24: tallied 45 points (15g-30a) in 46 regular-season games for CSKA Red Army Jr. in the MHL this season...Led his team in assists and finished second in total points on the team...Posted four goals and two assists for six points in 12 regular season games in the 2022-23 season for Krasnaya Armiya Moskva.

SEASON	CLUB	LEAGUE	GP	REGULAR SEASON					PLAYOFFS				
				G	A	PTS	PIM	GP	G	A	PTS	PIM	
2022-23	Krasnaya Armiya Moskva	MHL	12	4	2	6	0						
2023-24	Krasnaya Armiya Moskva	MHL	46	15	30	45	14						



NOAH POWELL FORWARD

Shoots: Right | Height: 6-1 | Weight: 210

Born: February 2, 2005; Northbrook, Illinois

Acquired: Selected in the fifth round (148th overall) in the 2024 NHL Draft

2023-24: Tallied 74 points (43g-31a) in 61 regular-season games for Dubuque Fighting Saints in the United States Hockey League (USHL)... Led the USHL in goals...Recorded two goals and three assists for five points in 11 playoff games for Dubuque...Named to the USHL's Second All-Star Team after the 2023-24 season. Powell is committed to playing at Ohio State University for the 2024-25 season.

SEASON	CLUB	LEAGUE	GP	REGULAR SEASON					PLAYOFFS				
				G	A	PTS	PIM	GP	G	A	PTS	PIM	
2022-23	Dubuque	USHL	53	8	11	19	45	1	0	0	0	0	
2023-24	Dubuque	USHL	61	43	31	74	57	11	2	3	5	19	



HEIKKI RUOHONEN FORWARD

Shoots: Left | Height: 6-2 | Weight: 205

Born: June 19, 2006; Helsinki, Finland

Acquired: Selected in the fourth round (107th overall) of the 2024 NHL Draft.

2023-24: Totaled 47 points (20g-27a) in 37 regular-season games for Kiekko-Espoo...Led his team in goals and assists. ...Represented Finland in the Under-18 World Junior Championship, posted three goals and two assists for five points in five games... Named Under-18 World Junior Championship Top 3 Player on Team award...Ruohonen is committed to Harvard University for the 2024-25 season

SEASON	CLUB	LEAGUE	REGULAR SEASON					PLAYOFFS				
			GP	G	A	PTS	PIM	GP	G	A	PTS	PIM
2022-23	Kiekko-Espoo	U20 SM-Sarja	39	3	10	13	33					
2023-24	Kiekko-espoo	U20 SM-Sarja	37	20	27	47	10					



CARTER SOTHERAN DEFENSEMAN

Shoots: Right | Height: 6-3 | Weight: 203

Born: June 26, 2005; Sanford, Manitoba

Acquired: Selected in the fifth round (135th overall) of the 2023 NHL Draft.

2023-24: Ranked second among team defensemen in goals and PPG (5), and third in assists and points... Posted a three-point game (2-1=3) in Game 3 at Everett (4/15)...Notched a three-game point streak (3-3=6), 4/3-4/19...Recorded three points (1-2=3) in two playoff wins against Victoria (3/29-3/30)...Tallied two points (1-1=2) at Seattle (3/23)...Scored two goals at Seattle (3/17)...Notched a three-game assist/point streak (1-5=6), 3/9-3/15...Posted three assists vs. Wenatchee (3/9)...Recorded two points (1-1=2) vs. Victoria (2/24)...Tallied two assists at Seattle (2/3)... Posted a career-high three assists vs. Seattle (12/28)...Notched two points (1-1=2) vs. Spokane (12/8)...Scored two goals vs. Everett (11/19)...Tallied a three-game point streak (2-1=3), 10/15-10/21...Posted a three-point game (1-2=3) vs. Vancouver (10/7)...In this second season with Portland...Fifth-round selection in the 2023 NHL Draft. **2022-23:** Ranked second among WHL rookie defensemen in points, T-2nd in assists, and T-4th in goals...Registered his first career WHL playoff point (assist) in win vs. Everett (4/1)...Netted his first career WHL goal vs. Kelowna (10/29)...Notched his first career WHL point (assist) as part of a three-assist performance in his second career game at Kelowna (9/24)... **2021-22:** Tallied 54 points (20g, 34a) in 41 games with Pembina Valley in the MU18HL...Led all league defensemen in goals and points...Named to CEHL U18 Western Region All-Star team (5/15)...Named MU18HL First-Team All-Star and Defenseman of the Year (2/22).

SEASON	CLUB	LEAGUE	REGULAR SEASON					PLAYOFFS				
			GP	G	A	PTS	PIM	GP	G	A	PTS	PIM
2022-23	Portland	WHL	68	4	19	23	54	9	0	1	1	12
2023-24	Portland	WHL	66	13	27	40	68	14	4	7	11	14



FUTURE FLYERS



SANTERI SULKU FORWARD

Shoots: Left | Height: 6-3 | Weight: 214

Born: June 13, 2004; Helsinki, Finland

Acquired: Selected in the seventh round (197th overall) of the 2022 NHL Draft.

2023-24: Ranked T-1st on Hermes in goals and ninth in points...Hermes lost their series, 4-3, to IPK...Posted a five-game playoff point streak (3-4=7), 3/23-4/1...Recorded four points (2-2=4) in six playoff games versus Jokeros...Tallied two points (1-1=2) in a playoff game vs. Jokeros (3/23)...Scored a goal vs. Koovee (3/7)...

Notched an assist at FPS (3/2)...Tallied an assist at Calk (2/15)...Scored his third career hat trick vs. K-Vantaa (2/2)...Recorded a three-game point streak (4-1=5), 1/26-2/2...Posted a five-game point streak (5-2=7), 12/30-1/11...Scored his second career hat trick at FPS (1/6)...Notched two points (1-1=2) vs. IPK (12/9)...Posted two points (1-1=2) at K-Espoo (12/1)...Scored his first career hat trick against Koovee (11/24)...Scored his first goal of the season against Hokki (10/26)...Played 14:27 TOI in Hermes' 5-2 loss against Kettera (10/20)...In his first season with Hermes...Seventh-round selection in 2022 NHL Draft. **2022-23:** Was rostered by Modo Jr. of the top junior league in Sweden, but did not appear in a game this season due to a lower-body injury. **2021-22:** Appeared in five playoff games for the Jokerit Under-18 team and tallied two points (1g, 1a) to help the squad capture a silver medal...Added two points (1g, 1a) in four games for Finland's Under-18 team on the international stage...**2020-21:** Appeared in four games for the Jokerit Under-20 team as a 16-year-old and was held scoreless.

SEASON	CLUB	LEAGUE	GP	REGULAR SEASON					PLAYOFFS				
				G	A	PTS	PIM	GP	G	A	PTS	PIM	
2020-21	Jokerit U18	SM-Sarja	11	10	7	17	2	-	-	-	-	-	
2021-22	Jokerit U20	SM-Sarja	35	13	19	32	30	2	1	1	2	0	
2023-24	Hermes	Mestis	35	17	9	26	2	11	4	5	9	0	

BRIAN ZANETTI DEFENSEMAN

Shoots: Left Height: 6-3 Weight: 186

Born: March 15, 2003; Lugano, Switzerland

Acquired: Selected in the fourth round (110th overall) of the 2021 NHL Draft.

2023-24: Missed six games for SCL (1/22-2/2)...Tallied two assists in the 5-2 victory against EHC Kloten (1/11)...Recorded an assist at HCL (12/8)...Posted an assist against EHC Biel-Bienne (12/1)...Tallied an assist at EV Zug (11/17)...Registered an assist vs. Ambri Piotta (9/23)...In his first season with Langnau... **2022-23:** Added seven points (1g, 6a) in 23 playoff games as Peterborough won the OHL Championship...Registered three points (2g, 1a) in five games at the 2023 Memorial Cup...Collected his first career multi-point (2a) playoff game in Game Seven to help send Peterborough to the OHL Championship Series (5/8)...Missed 12 regular season games due to an upper-body injury sustained during WJC (1/7-1/29)...Signed a two-year contract with the SCL Tigers of the Swiss National League for 2023-24 season (1/18)...Appeared in five games for Switzerland at the 2023 World Junior Championships and collected one assist and three shots...Posted career-high seven shots vs. Oshawa (11/17). **2021-22:** Tallied career-high three assists vs. Ottawa (1/20)...Netted his first OHL goal at Ottawa (1/14)...Appeared in four games for Switzerland at the 2022 World Junior Championship and collected two assists...Posted a career-high five-game point streak (6a), 11/4-11/13...Produced a multi-point game (2a) in his OHL debut at North Bay (10/7)...**2020-21:** Skated in 41 games for Lugano Under-20 in Switzerland's top junior league and totaled 29 points (9g, 20a)...Represented Team Switzerland at the 2021 Under-18 World Junior Championship and posted one assist and a plus-2 rating in five contests.

SEASON	CLUB	LEAGUE	GP	REGULAR SEASON					PLAYOFFS				
				G	A	PTS	PIM	GP	G	A	PTS	PIM	
2021-22	Peterborough	OHL	56	4	22	26	16	4	1	0	1	8	
2022-23	Peterborough	OHL	47	5	7	12	27	23	1	6	7	6	
2023-24	SCL Tigers	NL	38	0	6	6	8						



YEGOR ZAVRAGIN GOALTENDER

Catches: Left **Height:** 6-3 **Weight:** 183

Born: August 23, 2005; Novosibirsk, Russia

Acquired: Selected in the third round (87th overall) of the 2023 NHL Draft.

2023-24: Stopped 37-of-41 shots in the 4-3 playoff loss vs. AKM (4/11)...Saved 47-of-48 shots in the 6-1 play-off win vs. AKM (4/8)...Played in the 5-2 loss vs. Khimik, stopping 8-of-11 shots in 37 minutes played (3/16)... Stopped 27-of 28 shots in the 6-1 playoff victory at Khimik (3/12)...Played in 4-2 playoff victory vs. HC Tambov (2/27), saving 31-of-33 shots...Started Ugra's contest against Norilsk (5-4 OTL), saving 21-of-25 shots in 49 minutes played (1/27)...Stopped 32-of-33 shots in Ugra's 6-1 victory vs. Buran (1/17)...Posted an 11-game win streak (11-0-0), 9/30-1/17...Played in the 7-1 victory, saving 25-of-26 shots vs. CSK WS (12/29)...Posted a shutout for Ugra, stopping all 19 shots (12/19)... Posted a three-game win streak for Mamonty (MHL), 11/13-11/18...Played in the 6-3 victory vs. Stalnye Lisy, saving 15-of-18 shots (11/18)...Posted his second shutout of the season vs. Belye, stopping all 30 shots faced (11/13)...Helped earn the 3-2 shootout win vs. Sibirskie, stopping 15-of-17 shots and 1.85 GAA (10/12)...Opened the season with a 31-save shutout vs. Tolpar (9/9)...In his fifth season with Mamonty... **2022-23:** Ranked third in SV%, T-3rd in wins, and fourth in GAA among 17-year-old goaltenders in the MHL...Made career-high 37 saves in 2-1 overtime victory vs. Tolpar (11/29)...Saved 69-of-71 shots (.972 SV%) to notch season-high three-game win streak (10/26-11/2)...Denied all 18 shots faced to earn lone shutout of the season vs. Loko-76 (10/27)...Appeared in one game for Yugra Khanty-Mansiysk of the VHL and denied all three shots he faced (9/27)... **2021-22:** Tallied second shutout of the season with 23 saves vs. Ladya (1/12)...Denied 143-of-150 shots (.953 SV%) to collect career-high five-game win streak (11/10-12/24)...Denied all 33 shots faced to nab first career MHL shutout vs. Belye Medvedi (11/10)...Registered two assists in victory over Sarmaty (10/5)...Stopped 21-of-22 shots to earn first career MHL victory vs. Sibirskie Snaipery (9/11)...Made his MHL debut and stopped 13-of-15 shots (9/6).

SEASON	CLUB	LEAGUE	REGULAR SEASON							PLAYOFFS				
			GP	W	L	OT	GAA	SO	GP	W	L	GAA	SO	
2021-22	Mamonty Ugr'y	MHL	31	20	4	2	2.13	2	1	0	0	9.00	0	
2022-23	Mamonty Ugr'y	MHL	21	11	6	1	2.49	1	4	2	2	2.68	0	
2023-24	Mamonty Yugry	MHL	9	6	1	2	1.63	2	1	1	0	0.00	1	
	Ugra	VHL	17	13	1	0	1.60	3	8	4	4	2.11	1	



HOW THE FLYERS WERE BUILT

YEAR	DRAFT (RD/PICK)	FREE AGENT (SIGNED)	TRADE/WAIVERS (TEAM, DATE)
2011	Sean Couturier (1/8)		
2012	Scott Laughton (1/20)		
2014	Travis Sanheim (1/17)		
2015	Travis Konecny (1/24) Ivan Fedotov (7/188)		
2017	Morgan Frost (1/27) Noah Cates (5/137) Olle Lycksell (6/168)		
2018	Joel Farabee (1/14) Adam Ginning (2/50) Samuel Ersson (5/143)	Egor Zamula (9/20)	
2019	Cam York (1/14) Bobby Brink (2/34) Ronnie Attard (3/72)		
2020	Tyson Foerster (1/23) Emil Andrae (2/54) Zayde Wisdom (4/94) Elliot Desnoyers (5/135)		
2021	Samu Tuomaala (2/46) Aleksei Kolosov (3/78) Brian Zanetti (4/110) Ty Murchison (5/158) Ethan Samson (6/174)	Nick Seeler (7/28) J.R. AVON (9/22)	Ryan Ellis (Nsh, 7/17) Rasmus Ristolainen (Buf, 7/23)
2022	Devin Kaplan (3/69) Alex Bump (5/133) Hunter McDonald (6/165) Santeri Sulku (7/197) Alexis Gendron (7/220)	Louie Belpedio (7/13) Nick Deslauriers (7/13) Cooper Marody (7/13)	Owen Tippett (Fla, 3/19)
2023	Matvei Michkov (1/7) Oliver Bonk (1/22) Carson Bjarnason (2/51) Yegor Zavragin (3/87) Denver Barkey (3/95) Cole Knuble (4/103) Alex Ciernik (4/120) Carter Sotheman (5/135) Ryan Macpherson (6/172) Matteo Mann (7/199)	Rhett Gardner (7/1) Garnet Hathaway (7/1) Ryan Poehling (7/1)	Helge Grans (Lak, 6/6) Cal Petersen (Lak, 6/6) Massimo Rizzo (Car, 8/9)
2024	Jett Luchanko (1/13) Jack Berglund (2/51) Spencer Gill (2/59) Heikki Ruohonen (4/107) Noah Powell (5/148) Ilya Pautov (6/173) Austin Moline (7/205)	Oscar Eklind (4/8) Rodrigo Abols (6/15) Anthony Richard (7/2)	Jamie Drysdale (Ana, 1/8) Erik Johnson (Buf, 3/8)



PRIMARY DEVELOPMENT AFFILIATE AMERICAN HOCKEY LEAGUE

Address: PPL Center | 701 Hamilton Street | Allentown, PA 18101

Phone: (610) 224-4625

Website: phantomshockey.com | **Twitter:** @LVPhantoms

Home Rink: PPL Center

2023-2024 Record: 32-31-6-3 = 73 points

Affiliation: Philadelphia's primary developmental affiliate since 1996-97.

CLUB DIRECTORY

Owners/Governors: Jim Brooks & Rob Brooks

Head Coach: Ian Laperriere

Assistant Coach: Jason Smith

Assistant Coach: John Snowden

Assistant Coach/Director of Hockey Operations: Bill Downey

Goaltending Coach: Brady Robinson

LEHIGH VALLEY PHANTOMS SCHEDULE (ALL TIMES EASTERN)

October

Sat. Oct. 12 vs. Hartford 7:05 PM
 Fri. Oct. 18 at W-B Scranton 7:05 PM
 Sat. Oct. 19 vs. W-B Scranton 7:05 PM
 Fri. Oct. 25 at Hartford 7:05 PM
 Sat. Oct. 26 vs. Grand Rapids 7:05 PM
 Sun. Oct. 27 vs. Grand Rapids 3:05 PM
 Wed. Oct. 30 at Hershey 7:00 PM

November

Sat. Nov. 2 at Springfield 7:05 PM
 Wed. Nov. 6 at W-B Scranton 7:05 PM
 Fri. Nov. 8 vs. W-B Scranton 7:05 PM
 Sat. Nov. 9 vs. Utica 7:05 PM
 Wed. Nov. 13 vs. W-B Scranton 7:05 PM
 Fri. Nov. 15 at Springfield 7:05 PM
 Sat. Nov. 16 vs. Hershey 7:05 PM
 Fri. Nov. 22 at Providence 7:05 PM
 Sat. Nov. 23 at Providence 7:05 PM
 Wed. Nov. 27 at Hartford 7:00 PM
 Fri. Nov. 29 vs. Hershey 7:05 PM
 Sat. Nov. 30 vs. Laval 7:05 PM

December

Wed. Dec. 4 vs. Rockford 7:05 PM
 Sat. Dec. 7 vs. Hershey 7:05 PM
 Sun. Dec. 8 at Hershey 5:00 PM
 Tue. Dec. 10 at Toronto 6:00 PM
 Thu. Dec. 12 at Cleveland 7:00 PM
 Sat. Dec. 14 at Cleveland 7:30 PM
 Wed. Dec. 18 vs. Providence 7:05 PM
 Fri. Dec. 20 vs. Toronto 7:05 PM

Sat. Dec. 21 at W-B Scranton 6:05 PM
 Fri. Dec. 27 at W-B Scranton 7:05 PM
 Sat. Dec. 28 vs. Charlotte 7:05 PM
 Tue. Dec. 31 vs. Charlotte 7:05 PM

January

Fri. Jan. 3 at Utica 7:00 PM
 Sat. Jan. 4 at Syracuse 7:00 PM
 Tue. Jan. 7 at Hershey 7:00 PM
 Fri. Jan. 10 vs. Hartford 7:05 PM
 Sat. Jan. 11 at Hartford 7:00 PM
 Sun. Jan. 12 at Bridgeport 5:00 PM
 Wed. Jan. 15 vs. Belleville 7:05 PM
 Fri. Jan. 17 at Rochester 7:05 PM
 Sat. Jan. 18 vs. Rochester 7:05 PM
 Fri. Jan. 24 vs. Springfield 7:05 PM
 Sat. Jan. 25 vs. Bridgeport 7:05 PM
 Sun. Jan. 26 at W-B Scranton 3:05 PM
 Wed. Jan. 29 at Bridgeport 7:00 PM

February

Fri. Feb. 7 vs. Cleveland 7:05 PM
 Sat. Feb. 8 vs. Hartford 7:05 PM
 Fri. Feb. 14 at W-B Scranton 7:05 PM
 Sat. Feb. 15 vs. Syracuse 7:05 PM
 Sun. Feb. 16 vs. W-B Scranton 3:05 PM
 Wed. Feb. 19 at Grand Rapids 8:00 PM
 Fri. Feb. 21 at Grand Rapids 8:00 PM
 Sat. Feb. 22 at Rockford 8:00 PM
 Tue. Feb. 25 at Milwaukee 8:00 PM
 Fri. Feb. 28 vs. Bridgeport 7:05 PM

March

Sat. Mar. 1 vs. Bridgeport 7:05 PM
 Sun. Mar. 2 at Hershey 5:00 PM
 Sat. Mar. 8 at Charlotte 4:00 PM
 Sun. Mar. 9 at Charlotte 1:00 PM
 Fri. Mar. 14 vs. W-B Scranton 7:05 PM
 Sun. Mar. 16 vs. W-B Scranton 3:05 PM
 Wed. Mar. 19 vs. Milwaukee 7:05 PM
 Fri. Mar. 21 vs. Syracuse 7:05 PM
 Sat. Mar. 22 vs. Providence 7:05 PM
 Fri. Mar. 28 at Belleville 7:00 PM
 Sat. Mar. 29 at Laval 7:00 PM

April

Wed. Apr. 2 at Bridgeport 10:30 AM
 Fri. Apr. 4 vs. Hershey 7:05 PM
 Sat. Apr. 5 vs. Springfield 7:05 PM
 Fri. Apr. 11 at Syracuse 7:00 PM
 Sat. Apr. 12 vs. Hershey 7:05 PM
 Fri. Apr. 18 vs. Cleveland 7:05 PM
 Sat. Apr. 19 at Hershey 7:00 PM



READING ROYALS



ECHL DEVELOPMENT AFFILIATE

Address: Santander Arena | 700 Penn St. | Reading, PA 19602

Phone: (610) 898-7825

Website: royalsshockey.com | **Twitter:** @ReadingRoyals

Home Rink: Santander Arena

2023-24 Record: 29-35-6-2= 66 points

Affiliation: Philadelphia's secondary developmental affiliate since 2014-15.

CLUB DIRECTORY

President: David Farrar

Vice President of Operations: Dakota Procyk

Head Coach & Director of Hockey Operations: Jason Binkley

Assistant Coach: Ryan Anderson

READING ROYALS SCHEDULE (ALL TIMES EASTERN)

October

Fri. Oct. 18 at Trois-Rivières 7:00 PM
Sat. Oct. 19 at Worcester 6:05 PM
Sun. Oct. 20 at Worcester 3:05 PM
Sat. Oct. 26 vs. Wheeling 7:00 PM
Sun. Oct. 27 vs. Wheeling 3:00 PM
Wed. Oct. 30 at Trois-Rivières 7:00 PM

November

Fri. Nov. 1 at Trois-Rivières 7:00 PM
Sat. Nov. 2 at Maine 6:00 PM
Sun. Nov. 3 at Maine 3:00 PM
Wed. Nov. 6 vs. Norfolk 7:00 PM
Sat. Nov. 9 vs. Indy 7:00 PM
Sun. Nov. 10 vs. Indy 3:00 PM
Wed. Nov. 13 at Maine 7:00 PM
Fri. Nov. 15 at Adirondack 7:00 PM
Sat. Nov. 16 at Adirondack 7:00 PM
Sun. Nov. 17 at Adirondack 3:00 PM
Wed. Nov. 20 at Norfolk 7:05 PM
Fri. Nov. 22 vs Norfolk 7:00 PM
Sat. Nov. 23 vs Maine 7:00 PM
Fri. Nov. 29 at Adirondack 7:00 PM
Sat. Nov. 30 at Adirondack 7:00 PM

December

Sat. Dec. 7 vs. Adirondack 7:00 PM
Sun. Dec. 8 at Wheeling 4:10 PM
Wed. Dec. 11 at Worcester 7:05 PM
Fri. Dec. 13 vs. Wheeling 7:00 PM
Sat. Dec. 14 vs. Wheeling 7:00 PM
Fri. Dec. 20 vs. Adirondack 7:00 PM

Sat. Dec. 21 at Adirondack 7:00 PM
Fri. Dec. 27 vs. Worcester 7:00 PM
Sat. Dec. 28 at Worcester 6:05 PM
Tue. Dec. 31 at Wheeling 6:10 PM

January

Fri. Jan. 3 at Worcester 7:05 PM
Sat. Jan. 4 at Worcester 6:05 PM
Fri. Jan. 10 vs. Trois-Rivières 7:00 PM
Sat. Jan. 11 vs. Trois-Rivières 7:00 PM
Sun. Jan. 12 vs. Trois-Rivières 3:00 PM
Fri. Jan. 17 vs. Jacksonville 7:00 PM
Sat. Jan. 18 vs. Jacksonville 7:00 PM
Mon. Jan. 20 vs. Jacksonville 1:00 PM
Fri. Jan. 24 at Greenville 7:05 PM
Sat. Jan. 25 at Greenville 7:05 PM
Sun. Jan. 26 at South Carolina 3:05 PM

February

Sat. Feb. 1 vs. Adirondack 7:00 PM
Sun. Feb. 2 vs. Adirondack 3:00 PM
Tues. Feb. 4 vs. Norfolk 10:30 AM
Sat. Feb. 8 at Wheeling 7:10 PM
Sat. Feb. 15 vs. Norfolk 7:00 PM
Wed. Feb. 19 at Kalamazoo 7:00 PM
Fri. Feb. 21 at Fort Wayne 7:35 PM
Sat. Feb. 22 at Fort Wayne 7:35 PM
Sun. Feb. 23 at Wheeling 4:10 PM
Wed. Feb. 26 vs. Maine 7:00 PM
Fri. Feb. 28 vs. Maine 7:00 PM

March

Sat. Mar. 1 vs. Maine 7:00 PM
Wed. Mar. 5 vs. Adirondack 7:00 PM
Fri. Mar. 7 at Maine 7:15 PM
Sat. Mar. 8 at Maine 6:00 PM
Fri. Mar. 14 vs. Trois-Rivières 7:00 PM
Sat. Mar. 15 vs. Trois-Rivières 7:00 PM
Fri. Mar. 21 vs. Norfolk 7:00 PM
Sat. Mar. 22 vs. Norfolk 7:00 PM
Sun. Mar. 23 vs. Norfolk 3:00 PM
Wed. Mar. 26 at Norfolk 7:05 PM
Fri. Mar. 28 vs. Maine 7:00 PM
Sat. Mar. 29 vs. Maine 7:00 PM
Sun. Mar. 30 vs. Maine 3:00 PM

April

Fri. Apr. 4 at Wheeling 7:10 PM
Sat. Apr. 5 at Wheeling 7:10 PM
Sun. Apr. 6 at Wheeling 4:10 PM
Wed. Apr. 9 at Norfolk 7:05 PM
Fri. Apr. 11 vs. Worcester 7:00 PM
Sat. Apr. 12 vs. Worcester 7:00 PM

9

JAMIE
DRYSDALE



insurance
IX

2023-24
RECAP



2023-24 SEASON NOTES

TOTAL TEAM EFFORT

- Philadelphia went 38-33-11 for 87 points in 82 regular-season games. The 87 points ranked sixth-most points in a single season in the last 11 seasons and the 38 wins are the sixth-most wins since 2013-14.
- The Flyers led the NHL with seven 40-plus shot games this season, which is their third-most 40-plus shot contests in a season in franchise history. The last time the Flyers registered 17-or-more games with 40-shots in a season was 1983-84 with 29 games.
- Philadelphia tallied a season-high 48 shots in the 2024 NHL Stadium Series on Feb. 17 at New Jersey.
- The Flyers ranked fourth in the NHL with 2,708 shots, which were the most in a single season in the last 20 seasons and the last time Philadelphia registered over 2,700-plus shots was the 1985-86 season (2,730).
- Philadelphia reached 2,000-plus hits in a season for the seventh time in franchise history and for the second time since 2016-17. The 2,024 hits are the seventh-most in franchise history – the franchise record is 2,511 hits set in 2014-15.
- The Flyers established an NHL single-season record for most penalty shot goals with five. Philadelphia bested the 2013-14 Dallas Stars, 2005-06 Carolina Hurricanes, 2003-04 Minnesota Wild and 1997-98 Vancouver Canucks who all previously held the record with four.

NHL & FLYERS DEBUTS

- Emil Andrae (10/14/23 at OTT) and Ivan Fedotov (4/1/24 vs. NYI) made their NHL debuts with the Flyers.
- The following players made their Philadelphia debuts: Jamie Drysdale (1/10/24 vs. MTL), Rhett Gardner (1/4/24 vs. LAK), Denis Gurianov (3/9/24 at TBL), Garnet Hathaway (10/12/23 at CBJ), Erik Johnson (3/9/24 at TBL), Victor Mete (11/11/23 at LAK), Cal Petersen (11/4/23 vs. LAK), Ryan Poehling (10/12/23 at CBJ), and Marc Staal (10/12/23 at CBJ).

HOME SWEET HOME

- Philadelphia went 20-17-4 for 44 home points in 41 games this season.
- The Flyers have reached 20-plus home wins in a single season for the seventh time in the last 11 seasons (2013-24) and for the first time since 2019-20 (25).
- Philadelphia recorded a season-high three-game home win streak three times from Oct. 17-26, Dec. 4-16, and Feb 8-12.
- The Flyers set a season-high four-game home point streak twice from Nov. 30-Dec. 16 (3-0-1) and from Feb. 27-March 12 (3-0-1).
- Philadelphia has scored four-plus goals in 13 of its 41 home games (including shootout game-deciding goals) and posted a 11-2-0 record when scoring four-plus goals.
- The Flyers ranked third in the NHL on the penalty kill with 87.5 percentage at home. The franchise record for home penalty kill percentage is 91.2 in 1997-98.
- Philadelphia ranked fourth in the league with 730 blocked shots on home ice.

ON THE ROAD AGAIN

- Philadelphia went 18-16-7 for 43 road points in 41 games this season. The 43 road points are tied for the second-most points in a single season in the last ten seasons while the 18 road wins are the second-most since 2013-14.
- The Flyers recorded a season-high four-game road win streak from Nov. 25-Dec. 9 and a season-high nine-game road point streak (6-0-3) from Nov. 25-Dec. 29.
- The Flyers have scored four-plus goals in 16 of its 41 road games this season (including shootout game-deciding goals) and posted a 11-3-2 record when scoring four-plus goals.

CAPITALIZING WHILE SHORTHANDED

- Philadelphia led the NHL with 16 shorthanded goals. The last time Philadelphia recorded 16-plus SHG was during the 2008-09 season (16).
- The Flyers ranked fourth in the league with a 83.4 penalty kill percentage and fifth in fewest power-play goals against (PPGA) with 40.
- The 83.4 penalty kill percentage is the third-best in a single season in the last 15 seasons while the 40 power-play goals against is the third-least goals scored since 2009-10.
- Philadelphia did not allow a power-play goal in a season-high five-game streak three times this season (10/17-10/26/23; 11/19-11/28/23; 12/2-12/12/23).

SURGING YOUNG GUNS

- Philadelphia recorded 600 points (231-369=600) in 82 regular-season games with 311 points (130-181=311) coming from 25-and-under aged players (51.8%), including 58 multi-point performances.
- The Flyers posted 94 points (38-56=94) in the last 15 games of the season with 58 points (24-34=58) coming from 25-and-under aged players (61.7%), including 14 multi-point point contests.
- Bobby Brink tied for fourth among NHL rookies in game-winning goals (2).
- He recorded back-to-back multi-point games for the first time in his career (2-2=4) from Oct. 26-28.
- The Minnesota native netted his first career goals (2-0=2) on Oct. 26 vs. Minnesota, where his first NHL goal marked the first time in team history a Flyer scored their first goal as a power-play game-winning goal.
- Noah Cates notched a career-high five game point streak (3-2=5) from April 1-11.
- The Minnesota native skated in his 100th NHL game on Oct. 14 at Ottawa and tied his career-high 11 faceoff wins on Nov. 1 vs. Buffalo.
- Tyson Foerster finished tied for second among NHL rookies in power-play goals (4), tied for third in goals (20) and shots (167), tied for fourth in game-winning goals (2), seventh in power-play points (7), ninth for games played (77), and tenth in points (33).
- He netted his first career penalty shot goal and tallied a career-high seven shots on March 2 vs. Ottawa.
- The Ontario native owned four multi-goal games this season.
- He posted his first career shootout goal and game-deciding goal on Nov. 25 at NY Islanders to become the eighth rookie in franchise history to score a game-deciding goal.
- Ryan Poehling finished the season with three points (1-2=3) in the last three games.
- He set career highs in games played (77), goals (11), assists (17), points (28), and shorthanded goals (3) and shorthanded points (4).
- The Minnesota native skated in his 200th NHL game on March 14 vs. Toronto.
- Cam York tied for first among team defensemen in goals (10) and ranked second in assists (20) and points (30).
- He set career highs in games played (82), goals, points, power-play points (6), shorthanded points (2) and game-winning goals (1).
- The California native skated in his 100th NHL game on Nov. 7 at San Jose and logged a career-high 28:05 TOI on March 28 at Montreal.

CAPTAIN COUTURIER

- Sean Couturier was named the 20th captain in franchise history on Feb. 14 the first since Claude Giroux (2012-22).
- He led the Flyers in overtime goals (2) and ranked third in shots (192), tied for third in game-winning goals (3), tied

- for fourth in power-play goals (3), fifth in assists (27), sixth in power-play points (7), seventh in points (38) and tied for eighth in goals (11).
- He ranked tied for second in game-deciding goals (2) and tied for seventh in shootout goals (3).
- He ranked fourth in Flyers history for games played in a Flyers jersey with 795 games.
- The 31-year-old won a season-high 20 faceoffs Dec. 28 at Vancouver, which is his second-most won in a single game.
- He collected seven points (2-5=7) in a season-high six-game point streak from Nov. 30-Dec. 12.
- He scored the overtime winner on Dec. 4 vs. Pittsburgh, his second of the season, to become the fifth player in team history with at least six career overtime goals joining Claude Giroux (11), Jakub Voracek (9), Shayne Gostisbehere (6), and Simon Gagne (6).
- The forward notched two points (1-1=2) on Oct. 26 vs. Minnesota, both on the power play. The power-play goal marked his first PPG since Dec. 10, 2021 at VGK.
- He tallied two assists Oct. 19 vs. EDM for his first multi-point game of the season and first since Oct. 28, 2021 (1-1=2).
- He netted his first goal since Dec. 10, 2021 on Oct. 17 vs. Vancouver on a penalty shot. It was his first career penalty shot goal and attempt.
- He returned to action in the season opener on Oct. 12 at Columbus, his first game since Dec. 18, 2021 vs. Ottawa.
- He finished in his 12th season with Philadelphia, the fifth player in franchise history to skate in 12-or-more seasons with the club: Claude Giroux (15), Bobby Clarke (15), Rick MacLeish (12) and Bill Barber (12).

WALKING ON ERR

- Samuel Ersson went 23-19-7 in 51 games played this season and allowed three-or-fewer goals in 38 of those contests.
- The goaltender ranked tied for second in Flyers history for most shutouts by a rookie goaltender (5) and fourth for most wins (29). His four shutouts this season rank tied for second among all-time team rookie goaltenders for most shutouts in a single season while his 23 wins this season rank tied for fifth.
- He ranked tied for first among NHL rookie goaltenders in wins and shutouts and ranked tied for eighth among all NHL goaltenders in shutouts.
- The Sweden native ranked tied for second in the league in shootout wins (4) and ranked second in Flyers history for most shootout wins in a single season behind Steve Mason with five (2016-17).
- He faced a career-high 39 shots on Feb. 17 at New Jersey in his first outdoor game at MetLife Stadium.
- The 24-year-old posted a career-high eight-game point streak (7-0-1) from Nov. 10-Dec. 19 and tied his career-high four-game win streak, Nov. 10-Dec. 2.

BUZZING WITH BEEZER

- Joel Farabee owned career highs in goals (22), assists (28), points (50), power-play points (7), and game-winning goals (2).
- He ranked tied for second on the Flyers in first goals of the game (6), third in goals and points, and tied for third in assists.
- The New York native notched his 100th NHL career assist on March 21 at Carolina.
- He registered a career-high seven-game point streak (5-5=10) from Jan. 12-23.
- The forward skated in his 300th NHL game on Jan. 23 vs. Tampa Bay.
- He scored his first career overtime goal on Jan. 12 at Minnesota.

FROSTING OVER

- Morgan Frost tallied 14 points (4-10=14) in the last 23 games, including four multi-point performances.

- He posted a career-high six-game point streak (3-5=8) from March 12-23.
- The Ontario native netted his first career penalty shot goal on Feb. 12 vs. Arizona.
- The forward skated in his 200th NHL game on Feb. 10 vs. Seattle.
- His second assist on Jan. 20 vs. Colorado marked his 20th point of the season to reach 20-plus points for his second consecutive season.
- The 24-year-old led the team with a career-high 11 power-play points and ranked tied for third with a career-high three power-play goals.

KONNECT FOUR

- Travis Konecny owned 26 points (11-15=26) in his last 26 games, including a season-high seven-game point streak (5-7=12) from Feb. 6-21.
- He led the Flyers in goals (33), shorthanded goals (6), game-winning goals (5), assists (35), points (68) and first goals of the game (7) while leading the NHL in shorthanded goals.
- He ranked second among the team in shots (244) and fifth in penalty minutes (67) and tied for second in the league shorthanded points (7).
- The winger netted his sixth shorthanded goal of the season April 13 vs. New Jersey to record his 400th career NHL point, all with Philadelphia. He became the 21st player in team history to reach the 400-point plateau.
- The London, Ontario native was named an alternate captain on Feb. 14 the first of his career to don the "A".
- The forward represented the Flyers at the 2024 NHL All-Star Weekend, Feb. 1-3, in Toronto, his second career NHL All-Star appearance.
- He registered a season-high three-game goal streak (4g) from Jan. 2-6 and a season-high seven-game point streak (5-5=10) from Dec. 22-Jan. 6.
- The winger collected 15 points in a career-high 10-game road point streak (6-9=15) from Dec. 7-Jan. 12. He became the first Flyers player to post a double-digit road point streak since Jeremy Roenick (12 GP, 2001-02).
- He recorded his first career penalty shot goal on Dec. 9 at Colorado.
- The 27-year-old had seven multi-goal contests and 20 multi-point games in 75 games this season.
- He skated in his 500th career NHL game on Nov. 4 vs. Los Angeles to become the 40th player in team history to reach the milestone.

LOCKED ON LAUGHTON

- Scott Laughton led the NHL and the team in shorthanded points (8).
- He skated in his 600th NHL career game on April 13 vs. New Jersey to become the 22nd player in Flyers history to reach 600-plus games.
- He became the franchise leader in hits on March 16 at Boston.
- The forward posted a career-high six-game assist streak (6a) from Feb. 12-25 and a career-high seven-game point streak (4-6=10) from Feb. 10-25.
- He registered three points (2-1=3) including a shorthanded goal and a career-high plus-4 rating on Feb. 25 at Pittsburgh. This was his first three-point contest this season and fourth in his career.
- The Ontario native scored his first career penalty shot goal on Jan. 18 vs. Dallas, his fifth attempt in his career.
- He collected two assists on Oct. 12 at Columbus for his first multi-point game of the season, including his 200th career NHL point.



2023-24 SEASON NOTES

SANNY SIDE-UP

- Travis Sanheim led the Flyers in TOI/GP (23:48), ranked second in assists (34), tied for third in shorthanded points (4) and game-winning goals (3), and fourth in points (44) and even-strength points (35).
- He set career highs in goals (10), assists, points, game-winning goals, shorthanded points and penalty minutes (48).
- The defenseman logged a season-high four-game point streak three times this season: Oct. 19-26 (1-5=6), Dec. 4-12 (2-3=5), and Feb. 21-27 (3-3=6).
- He tied a career-high three points (1-2=3) on Oct. 26 vs. Minnesota.
- He recorded his first career shorthanded point on Oct. 21 at Dallas.

TIPP OF THE HAT

- Owen Tippett finished the season with 15 points (6-9=15) in the last 17 games.
- He owned 31 points (16-15=31) in his last 39 games he missed four games due to a lower-body injury (Jan. 21-27).
- The Ontario native led the team and ranked 11th in the NHL in shots (289). He led the team in power-play goals (5), ranked second in goals (28), points (53), and game-winning goals (4).
- He set a career-high six-game point streak (3-6=9) from March 12-23 and a career-high four-game assist streak (6a) from March 16-23.
- He posted a career-high three assists March 16 at Boston for his second career three-point game.
- The forward netted two goals Feb. 17 against New Jersey during the 2024 Navy Credit Federal Union Stadium Series game at MetLife Stadium to mark his second multi-goal performance of the season (last: Jan. 18 vs. Dallas). He became the first Flyer to record multiple goals in an NHL outdoor game.
- He signed an eight-year \$49.6 million contract extension (\$6.2 million AAV) on Jan. 26.
- The 25-year-old recorded his 100th career NHL point on Nov. 15 at Carolina.
- He skated in his 200th career NHL game Oct. 28 vs. Anaheim and in his 100th career game as a Flyer on Oct. 14 at Ottawa.

OTHER NOTABLES

- The Flyers finished second in the league with 1,533 blocked shots and defenseman Nick Seeler ranked fifth in the NHL with a career-high 205 blocked shots.
- Philadelphia ranked seventh in the NHL with 2,024 hits and forward Garnet Hathaway finished second in the league with 326 hits.

END-OF-SEASON FLYERS AWARDS

- The Flyers presented their 2023-24 end-of-season awards to the following players:
- Bobby Clarke Trophy (MVP): **Travis Konecny**
- Barry Ashbee Trophy (Most Outstanding Defenseman): **Travis Sanheim**
- Pelle Lindbergh Memorial Trophy (Most Improved Player): **Cam York**
- Gene Hart Memorial Award: **Samuel Ersson**
- Yanick Dupre Class Guy Memorial Award: **Nick Seeler**
- Toyota Cup: **Travis Konecny**
- Flyers Alumni Community Leadership Award: **Scott Loughton**



2023-24 STAT BREAKDOWN

Overall Record	38-33-11	Overtime Record - 2023-24	4-8
Home Record	20-17-4	Overtime Record - Franchise	214-256-220
Road Record	18-16-7	Shootout Record - 2022-23	4-3
Scoring First	30-7-6	Shootout Record - Franchise	60-100
Opponent Scoring First	8-26-5	vs. Eastern Conference	19-24-7
Leading After First Period	18-6-4	vs. Atlantic	9-13-2
Trailing After First Period	5-23-4	vs. Metropolitan	10-11-5
Tied After First Period	15-4-3	vs. Western Conference	19-9-4
Leading After Second Period	24-2-3	vs. Central	10-3-3
Trailing After Second Period	2-24-7	vs. Pacific	9-6-1
Tied After Second Period	12-7-1		
Outshooting Opponent	27-21-9		
Outshot By Opponent	8-11-2		
Even Shots	3-1-0		

SEASON CATEGORY LEADERS

Games Played	Four Players	82	Plus/Minus	Nick Seeler	+9
Points	Travis Konecny	68	Time On Ice	Travis Sanheim	1928:14
Goals	Travis Konecny	33	Toi/Game	Travis Sanheim	23:48
Assists	Travis Konecny	35	Faceoff Win %	Garnet Hathaway	66.7
Power-Play Goals	Owen Tippett	5	Games (Goalie)	Samuel Ersson	51
Shorthanded Goals	Travis Konecny	6	Minutes (Goalie)	Samuel Ersson	2809:28
Game-Winning Goals	Travis Konecny	5	Wins	Samuel Ersson	23
Even-Strength Goals	Owen Tippett	23	Losses	Samuel Ersson	19
Overtime Goals	Sean Couturier	2	Winning Percentage	Samuel Ersson	.548
Shootout Goals	Sean Couturier	3	Overtime Losses	Samuel Ersson	7
3+ Goal Games	N/A	-	Goals-Against Avg.	Carter Hart	2.80
Shots On Goal	Owen Tippett	289	Save Percentage	Carter Hart	.906
Penalty Minutes	Garnet Hathaway	132	Shutouts	Samuel Ersson	4
			Goals Allowed	Samuel Ersson	132
Plus/Minus	Three Players	+3	Goals Allowed	Carter Hart	155

2023-24 STAT BREAKDOWN

GOALS BY PERIOD

PERIOD	FLYERS	OPP.
1	58	74
2	83	83
3	86	93
OT	4	8
TOTAL	231	258
Avg.	2.82	3.15

SHOTS BY PERIOD

PERIOD	FLYERS	OPP.
1	849	680
2	946	816
3	873	686
OT	40	43
TOTAL	2708	2225
Avg.	33.0	27.1

GOAL PRODUCTION

GOALS	FLYERS	OPP.
O	0-3-0	0-5-0
1	3-9-2	0-11-2
2	5-12-3	5-11-2
3	8-5-3	8-3-4
4	14-2-0	11-0-0
5	5-1-2	7-0-0
6	3-1-1	7-0-0
7	0-0-0	5-0-0
8	0-0-0	0-0-0
9	0-0-0	1-0-0

PENALTIES

	PIM	PIM/G
Home	383	9:20
Away	472	11:30
TOTAL	855	10:25

MARGIN OF VICTORY

GOALS	TOTAL	HOME	AWAY
1G	17-9-11	11-3-4	6-6-7
2G	9-4	3-3	6-1
3G+	12-20	6-11	6-9

POWER PLAY

	G	ATT	PCT	NHL RANK
Home	21	146	14.4	32nd
Away	10	108	9.3	32nd
Overall	31	254	12.2	32nd

4 SHORT-HANDED GOALS ALLOWED (2ND IN NHL)

PENALTY KILL

	GA	ATT	PCT	NHL RANK
Home	16	124	87.1	3rd
Away	24	117	79.5	12th
Overall	40	241	83.4	4th

16 SHORT-HANDED GOAL SCORED (1ST IN NHL)

GOAL SITUATION

	FLYERS	OPP.
6-on-5	6	12
6-on-4	3	0
6-on-3	0	0
5-on-5	159	180
5-on-4	26	5
5-on-3	1	0
4-on-4	2	5
4-on-3	1	0
3-on-3	3	8
3-on-4	0	2
3-on-5	0	2
3-on-6	0	0
4-on-5	17	35
4-on-6	0	1
5-on-6	8	8
Empty Net	9	13
Pen. Shot	5	0
TOTAL	231	258



2023-24 STAT BREAKDOWN

2022-23 10-GAME COMPARISONS

GAME	RECORD	GF-GA	POWER PLAY	PENALTY KILL	SF-SA
1-10	4-5-1	32-33	4-35 (11.4%)	21-27 (77.8%)	333-267
11-20	6-4-0	31-25	3-33 (9.1%)	32-37 (86.5%)	306-275
21-30	7-1-2	24-21	3-27 (11.1%)	30-32 (93.8%)	347-308
31-40	3-4-3	27-32	4-35 (11.4%)	29-34 (85.3%)	341-310
41-50	5-5-0	29-35	7-28 (25.0%)	22-26 (84.6%)	359-253
51-60	6-3-1	36-29	4-34 (11.8%)	29-33 (87.9%)	323-260
61-70	4-4-2	25-36	3-28 (10.7%)	24-32 (75.0%)	316-277
71-82	3-7-2	27-47	3-34 (8.8%)	14-20 (70.0%)	383-275

2022-23 MONTHLY COMPARISONS

MONTH	RECORD	GF-GA	POWER PLAY	PENALTY KILL	SF-SA
October	4-4-1	30-28	4-32 (12.5%)	19-25 (76.0%)	293-252
November	7-6-1	37-38	5-45 (11.1%)	43-49 (84.8%)	462-386
December	8-2-3	39-32	3-37 (8.1%)	34-38 (89.5%)	415-395
January	6-7-1	37-48	9-44 (20.5%)	38-44 (86.4%)	516-380
February	6-3-1	36-29	4-34 (11.8%)	29-33 (87.9%)	323-270
March	5-7-3	36-57	6-46 (13.0%)	30-42 (71.4%)	481-380
April	2-4-1	16-26	0-16 (0.0%)	8-10 (80.0%)	218-172

POWER-PLAY SCORING

PLAYER	G	A	PTS	PP TOI/GM
Morgan Frost	3	8	11	2:37
Travis Konecny	4	5	9	2:59
Egor Zamula	2	7	9	1:32
Owen Tippett	5	3	8	2:40
Tyson Foerster	4	4	8	2:31
Sean Couturier	3	4	7	2:25
Joel Farabee	2	5	7	2:17
Cam Atkinson	2	4	6	2:06
Cam York	0	6	6	2:05
Bobby Brink	3	2	5	2:13
Scott Laughton	1	4	5	1:20
Travis Sanheim	0	5	5	1:32
Jamie Drysdale	1	1	2	2:26
Ryan Poehling	1	1	2	0:28

MULTI-POINT GAMES

PLAYER	2PT	3PT	4PT	TOTAL	TEAM RECORD
Travis Konecny	19	1		20	11-5-4
Owen Tippett	12	1		13	8-5-0
Morgan Frost	11			11	8-3-0
Joel Farabee	9	1		10	5-3-2
Travis Sanheim	6	2		8	6-1-1
Cam Atkinson	4	2		6	5-1-0
Tyson Foerster	5	1		6	3-2-1
Sean Couturier	6			6	3-1-2
Scott Laughton	4	1		5	2-1-2
Cam York	5			5	3-2-0
Ryan Poehling	3	1		4	4-0-0
Bobby Brink	4			4	3-1-0
Egor Zamula	1	1		2	0-1-1
Noah Cates	2			2	1-0-1
Erik Johnson	1			1	0-1-0
Olle Lycksell	1			1	0-1-0

SHORT-HANDED SCORING

PLAYER	G	A	PTS	SH TOI/GM
Scott Laughton	2	6	8	1:41
Travis Konecny	6	1	7	1:34
Ryan Poehling	3	1	4	1:46
Travis Sanheim	1	3	4	2:42
Nick Seeler	0	4	4	1:58
Garnet Hathaway	1	2	3	1:29
Noah Cates	0	2	2	1:31
Sean Couturier	0	2	2	1:08
Cam York	0	2	2	2:20
Tyson Foerster	1	0	1	0:01
Egor Zamula	0	1	1	0:07

2023-24 FINAL SEASON STATS

#	POS	PLAYER	GP	TOI/G	G	A	PTS	+/-	PIM	PP	SH	GW	SOG	SH%
11	F	Travis Konecny	76	19:50	33	35	68	+4	67	4	6	5	244	13.5
74	F	Owen Tippett	78	16:35	28	25	53	-5	12	5	0	4	289	9.7
86	F	Joel Farabee	82	16:11	22	28	50	-13	37	2	0	2	182	12.1
6	D	Travis Sanheim	81	23:48	10	34	44	-20	48	0	1	3	146	6.9
48	F	Morgan Frost	71	15:50	13	28	41	+4	22	3	0	1	135	9.6
21	F	Scott Laughton	82	15:39	13	26	39	-9	69	1	2	2	167	7.8
14	F	Sean Couturier	74	17:49	11	27	38	-10	29	3	0	3	192	5.7
71	F	Tyson Foerster*	77	17:16	20	13	33	0	32	4	1	2	167	12.0
8	D	Cam York	82	22:37	10	20	30	-13	44	0	0	1	134	7.5
89	F	Cam Atkinson	70	15:57	13	15	28	-22	27	2	0	3	175	7.4
25	F	Ryan Poehling	77	15:00	11	17	28	-11	6	1	3	1	111	9.9
10	F	Bobby Brink*	57	13:48	11	12	23	+1	10	3	0	2	81	13.6
5	D	Egor Zamula	66	16:03	5	16	21	+3	32	2	0	1	61	8.2
27	F	Noah Cates	59	13:48	6	12	18	-8	0	0	0	1	78	7.7
19	F	Garnet Hathaway	82	12:29	7	10	17	-7	132	0	1	1	103	6.8
24	D	Nick Seeler	71	16:57	1	12	13	+9	78	0	0	0	100	1.0
9	D	Jamie Drysdale	34	19:37	3	7	10	-20	8	1	0	0	55	5.5
77	D	Erik Johnson	67	14:28	5	1	6	-14	26	0	0	1	60	8.3
62	F	Olle Lycksell*	18	9:57	1	4	5	0	6	0	0	0	29	3.5
18	D	Marc Staal	35	13:49	1	4	5	+2	14	0	0	0	20	5.0
37	F	Louis Belpedio	12	13:12	2	2	4	+6	0	0	0	1	12	16.7
55	D	Rasmus Ristolainen	31	16:41	1	3	4	-6	8	0	0	0	46	2.2
44	F	Nicolas Deslauriers	60	8:09	1	3	4	-7	89	0	0	0	49	2.0
15	F	Denis Gurianov	18	12:13	1	1	2	+4	0	0	0	0	26	3.8
23	D	Ronnie Attard*	12	15:23	0	2	2	+1	6	0	0	0	14	0.0
50	D	Adam Ginning*	9	14:09	1	0	1	0	0	0	0	0	6	16.7
36	D	Emil Andrae*	4	13:00	0	0	0	-1	0	0	0	0	0	0.0
49	F	Rhett Gardner	1	7:28	0	0	0	0	0	0	0	0	0	0.0
98	D	Victor Mete	1	10:52	0	0	0	0	0	0	0	0	0	0
#	GOALTENDER		GP	W	L	OT	SA	GA	GAA	SV	SV%	SO	PIM	MIN
33	Samuel Ersson*		51	23	19	7	1204	132	2.82	1072	.890	4	4	2809:28
79	Carter Hart		26	12	9	3	727	68	2.80	659	.906	1	0	1455:11
40	Cal Petersen		5	2	2	0	132	18	3.90	114	.864	0	0	276:55
32	Felix Sandstrom		5	1	2	0	96	17	3.87	79	.823	0	0	263:29
82	Ivan Fedotov		3	0	1	1	53	10	4.95	43	.811	0	0	121:09

*Rookie



2023-24 HOME & ROAD SPLITS

#	PLAYER	HOME						AWAY					
		GP	G	A	PTS	+/-	PIM	GP	G	A	PTS	+/-	PIM
11	Travis Konecny	37	14	16	30	-2	33	39	19	19	38	+6	34
48	Morgan Frost	34	9	17	26	+1	12	37	4	11	15	+3	10
14	Sean Couturier	39	8	15	23	-3	12	35	3	12	15	-7	17
71	Tyson Foerster*	40	15	6	21	+8	12	37	5	7	12	-8	20
74	Owen Tippett	38	12	9	21	-4	4	40	16	16	32	-1	8
6	Travis Sanheim	40	4	16	20	-20	18	41	6	18	24	0	30
86	Joel Farabee	41	9	10	19	-12	29	41	13	18	31	-1	8
89	Cam Atkinson	33	7	9	16	-15	12	37	6	6	12	-7	15
21	Scott Laughton	41	5	10	15	-11	41	41	8	16	24	+2	28
8	Cam York	41	5	9	14	-7	24	41	5	11	16	-6	20
25	Ryan Poehling	39	3	9	12	-8	4	38	8	8	16	-3	2
10	Bobby Brink*	30	6	5	11	-6	10	27	5	7	12	+7	0
5	Egor Zamula	34	3	5	8	-10	14	32	2	11	13	+13	18
24	Nick Seeler	36	0	7	7	+9	12	35	1	5	6	0	66
27	Noah Cates	31	2	4	6	-10	0	28	4	8	12	+2	0
19	Garnet Hathaway	41	1	5	6	-8	69	41	6	5	11	+1	63
9	Jamie Drysdale	13	2	2	4	-8	0	11	0	1	1	-10	4
18	Marc Staal	17	0	3	3	+3	8	18	1	1	2	-1	6
55	Rasmus Ristolainen	16	0	2	2	-3	6	15	1	1	2	-3	2
77	Erik Johnson	9	1	0	1	-7	0	8	1	1	2	-2	2
23	Ronnie Attard*	5	0	1	1	+1	0	7	0	1	1	0	6
37	Louie Belpedio	7	0	1	1	+2	0	5	2	1	3	+4	0
62	Olle Lycksell*	8	0	1	1	-2	2	10	1	3	4	+2	4
44	Nicolas Deslauriers	27	0	1	1	-7	31	33	1	2	3	0	58
36	Emil Andrae*	1	0	0	0	0	0	3	0	0	0	-1	0
49	Rhett Gardner	1	0	0	0	0	0	-	-	-	-	-	-
15	Denis Gurianov	3	0	0	0	0	0	1	0	0	0	0	0
50	Adam Ginning*	4	0	0	0	-1	0	5	1	0	1	+1	0
98	Victor Mete	-	-	-	-	-	-	1	0	0	0	0	0

#	GOALTENDER	HOME						AWAY					
		GP	W-L-OT	GAA	SV%	SO	PIM	GP	W-L-OT	GAA	SV%	SO	PIM
33	Samuel Ersson*	26	12-10-2	2.67	.890	2	-	25	11-9-5	2.97	.890	2	-
79	Carter Hart	13	6-5-1	2.79	.904	1	-	13	6-4-2	2.82	.909	0	-
40	Cal Petersen	3	1-1-0	3.38	.857	0	-	2	1-1-0	4.62	.870	0	-
33	Felix Sandstrom	3	1-1-0	3.05	.855	0	-	2	0-1-0	5.08	.780	0	-
82	Ivan Fedotov	1	0-0-1	3.15	.905	0	-	2	0-1-0	5.78	.750	0	-

*Rookie

2023-24 SEASON HIGHS/LOWS

	TEAM
GOALS	
Most in a Game	6 (4x; Last: 2/25/24 at PIT, 7-6 L)
Most Allowed in a Game	9 (4/9/24 at MTL, 9-3 L)
Most in a Period	5 (3rd Period, 2/27/24 vs. TBL, 6-2 W)
Most Allowed in a Period	5 (2x; Last: 2nd period, 4/9/24 at MTL, 9-3 L)
Most Combined in a Period	7 (2x; Last: 3rd period, 3/26/24 at NYR, 6-5 OTL)
SHOTS	
Most In a Game	48 (2/17/24 at NJD, 6-3 L)
Most Allowed in a Game	40 (2/17/24 at NJD, 6-3 L)
Most in a Period	27 (2nd period, 2/17/24 at NJD, 6-3 L)
Most Allowed in a Period	20 (2nd period, 11/11/23 at LAK, 4-2 W)
Fewest in a Game	19 (11/3/23 at BUF, 5-1 W)
Fewest Allowed in a Game	15 (3x; Last: 3/24/24 vs. FLA, 4-1 L)
Fewest in a Period	2 (1st period, 12/14/23 vs. WSH, 4-3 W)
Fewest Allowed in a Period	1 (1st period, 1/18/24 vs. DAL, 5-1 W)
Fewest Combined in a Period	9 (1st period, 12/14/23 vs. WSH, 4-3 W)
PENALTIES	
Most Penalties For in a Game	10 (2x; Last: 3/9/24 at TBL, 7-0 L)
Most PIM in a Game	47 (12/22/23 at DET, 7-6 SOL)
Fewest Penalties For in a Game	0 (4/16/24 vs. WSH, 2-1 L)
Fewest PIM in a Game	0 (4/16/24 vs. WSH, 2-1 L)
Most Penalties For in a Period	6 (1st period, 3/9/24 at TBL, 7-0 L)
Most PIM in a Period	29 (2nd period, 12/22/23 at DET, 7-6 SOL)
Most PIM by Opponent in a Game	37 (11/7/23 at SJS, 2-1 L)
Most PIM Combined in a Game	74 (11/7/23 at SJS, 2-1 L)
Fewest PIM by Opponent in a Game	0 (12/7/23 at ARI, 4-1 W)
Most PIM by Opponent in a Period	22 (2x; Last: 3rd period, 11/7/23 at SJS, 2-1 L)
Most PIM Combined in a Period	42 (3rd period, 11/7/23 at SJS, 2-1 L)
POWER PLAYS/PENALTY KILLING	
Most Power Play Opportunities in a Game	7 (2/12/24 vs. ARI, 5-3 W)
Most Power Plays Opportunities Allowed in a Game	6 (2x; Last: 1/8/24 vs. PIT, 4-1 L)
Most Power Play Goals in a Game	2 (3x; Last: 11/30/23 vs. NJD, 4-3 OTL)
Most Power Play Goals Allowed in a Game	3 (2x; Last: 3/9/24 at TBL, 7-0 L)
Most Short-handed Goals in a Game	3 (10/21/23 at DAL, 5-4 OTL)
Most Short-handed Goals Allowed in a Game	1 (4x; Last: 3/26/24 at NYR, 6-5 OTL)
POWER PLAYS/PENALTY KILLING	
Largest margin of victory	4 goals (10/26/23 vs. MIN, 6-2 W; 11/3/23 at BUF, 5-1 W; 1/18/24 vs DAL, 5-1 W; 2/27/24 at TBL, 6-2 W)
Largest margin of defeat	7 goals (3/9/24 at TBL, 7-0 L)
Longest winning streak	5 games (11/10/23 through 11/19/23; 1/10/24 through 1/18/24)
Longest losing streak	5 games (1/20/24 through 1/27/24)
Longest winless streak	8 games (3/24/24 through 4/9/24)



2023-24 SEASON HIGHS/LOWS

	TEAM
HOME	
Longest Winning Streak	3 games (3x; 10/17-10/26/23; 12/4-12/16/23; 2/8-2/12/24)
Longest Losing Streak	4 games (10/28-11/4/23; 1/20-1/27/24)
Longest Winless Streak	4 games (10/28- 11/4/23; 1/20-1/27/24)
ROAD	
Longest Winning Streak	4 games (11/25-12/9/23)
Longest Losing Streak	4 games (3/26-4/9/24)
Longest Winless Streak	8 games (3/9-4/9/24)
FASTEST	
Opening Goal of the Game	0:19 (Tippett, 3/19/14 vs. TOR, 4-3 W)
Goal from the start of Period	0:10 (Poehling, 2nd period, 2/6/24 at FLA, 2-1 W)
Two Goals	0:24 (Couturier & Frost, 12/22/23 at DET, 7-6 SOL)
Three Goals	2:06 (Zamula, Walker & Farabee, 12/28/23 at VAN, 4-1 W)
Four Goals	9:58 (Zamula, Walker, Farabee & Hathaway; 12/28/23 at VAN, 4-1 W)
Two Shorthanded Goals	0:47 (Konecny & Walker, 10/21/23 at DAL, 5-4 OTL)

	INDIVIDUAL
IN A GAME	
Most Goals	2 (17x; Last: Farabee, 3/16/24 at BOS, 6-5 L)
Most Assists	3 (2x; Last: Tippett, 3/16/24 at BOS, 6-5 L)
Most Points	3 (10x; Last: Tippett, 3/16/24 at BOS, 6-5 L)
Most Shots	10 (2x; Last: Tippett (2x), 2/17/24 at NJD, 6-3 L)
Most Power Play Goals	1 (20x; Last: Poehling, 3/26/24 at NYR, 6-5 OTL)
Most Shorthanded Goals	2 (Konecny, 10/21/23 at DAL, 5-4 OTL)
Most Penalty Minutes	27 (Seeler, 12/22/23 at DET, 7-6 SOL)
Most Shots Against (Goaltender)	39 (2x; Last: Ersson 2/17/24 at NJD, 6-3 L)
Most Saves (Goaltender)	36 (Hart, 12/9/23 at COL, 5-2 W)
IN A PERIOD	
Most goals	2 (5x; Last: Foerster, 2nd period, 3/2/24 vs. OTT, 4-2 W)
Most assists	2 (11x; Last: Poehling, 2nd period, 4/11/24 at NYR, 4-1 W)

2023-24 INJURY REPORT

PLAYER	INJURY	DATE OF INJURY	GAMES OUT
Rasmus Ristolainen	IR - Upper Body* (Surgery on rupture triceps tendon - April 18)	2/12-4/16/24	29
Sean Couturier	Undisclosed	4/5-4/6/24	2
Jamie Drysdale	IR - Upper Body	2/27-3/30/24	16
Nick Seeler	IR - Lower Body	3/9-3/28/24	11
Travis Konecny	Upper Body	2/24-3/4/24	6
Tyson Foerster	Lower Body	2/12-2/21/24	4
Owen Tippett	Undisclosed	1/21-1/25/24	3
Carter Hart	Illness	12/14/23	1
Noah Cates	IR - Lower Body	11/28/23-1/13/24	22
Felix Sandstrom	IR - Undisclosed	11/4-11/19/23	7
Carter Hart	Middle Body	11/3-11/7/23	3
Sean Couturier	Lower Body	11/3-11/4/23	2
Marc Staal	Undisclosed	10/21-11/19/23	14
Rasmus Ristolainen	IR - Undisclosed	10/12-11/24/23	20
Ryan Ellis	LTIR - Groin/Hip/Back	10/12/23-4/16/24	82
		TOTAL MAN GAMES LOST	222



THE LAST TIME

THE LAST TIME:	HOME	ROAD
Recorded a shutout	3/25/23 (3-0 vs. DET, Hart-29 saves)	1/28/23 (4-0 at WPG, Hart-32 saves)
Were shutout	10/24/22 (3-0 vs. SJ, Reimer-30 saves)	4/8/23 (4-0 at CAR, Sorokin-27 saves)
Won a 1-0 game in regulation	10/12/15 (1-0 vs. FLA, Neuvirth-31 saves)	1/29/19 (1-0 at NYR, Stolarz-38 saves)
Lost a 1-0 game in regulation	1/11/20 (1-0 vs. TBL, Vasilevskiy-23 saves)	3/9/23 (1-0 at CAR, Kochetkov-19 saves)
Won a 1-0 game in OT/SO	12/6/05 (1-0 SOW vs. CGY, Niittymaki-28 saves)	12/11/16 (1-0 at DET, Stolarz-28 saves)
Lost a 1-0 game in OT/SO	4/18/21 (1-0 vs. NYI, Sorokin-30 saves)	11/1/22 (1-0 at NYR, Shesterkin-19 saves)
Recorded consecutive shutouts	10/12/15 vs. FLA (1-0) & 10/14/15 vs. CHI (3-0)	2/27/21 at BUF (Elliott, 3-0 W) & 2/28/21 at BUF (Hart, 3-0 W)
Were shut out consecutively	2/4/17 vs. LAK (1-0) & 2/6/17 vs. STL (2-0)	11/19/14 at NYR (2-0) & 11/24/14 at NYI (1-0 SO)
Scored 10 or more goals	3/10/85 (11-4 W vs. PIT)	12/29/92 (10-2 W at LAK)
Allowed 10 or more goals	1/30/69 (12-0 L vs. CHI)	11/16/93 (11-5 L at PIT)
Overcame 2-goal deficit to win	4/11/23 vs. CBJ (4-3 OT)	10/18/22 at TBL (3-2)
Overcame 3-goal deficit to win	1/13/20 vs. BOS (6-5 SO)	3/29/21 at BUF (4-3 OT)
Flyers goaltender tallied an assist	2/8/18 vs. MTL (5-3 W), Elliott	10/27/21 at EDM (5-3 W), Hart
Had a penalty shot	11/25/22 vs. PIT (MacEwen vs. Jarry, unsuccessful)	1/1/22 at LAK (Atkinson vs. Quick, unsuccessful)
Scored on a penalty shot	11/29/16 vs. BOS (Voracek vs. Rask)	11/13/11 at FLA (Read vs. Theodore)
Allowed a penalty shot goal	10/24/2017 vs. ANA (Kase vs. Elliott)	1/22/13 at NJ (Kovalchuk vs. Bryzgalov)
Had a hat trick	3/17/23 (5-2 W vs. BUF, Tippett)	2/7/21 (7-4 W at WSH, Laughton)
Allowed a hat trick	4/9/23 (5-3 L vs. BOS, Pastrňák)	12/11/22 (5-4 L OT at ARI, Keller)
Scored a shorthanded goal	3/5/23 (3-1 W vs. DET, Deslauriers)	12/31/22 (4-2 W at LAK, Cates)
Allowed a shorthanded goal	4/1/23 (6-3 L vs. BUF, Tuch)	2/18/23 (6-2 L at VAN, Pettersson-EN)
Did not record penalty	3/28/23 vs. MTL (3-2 loss)	3/31/21 at BUF (6-1 loss)
Opponent did not record penalty	1/24/22 vs. DAL (3-1 loss)	12/9/22 at VGK (2-1 OT loss)
Played in a penalty free game	1/24/22 vs. DAL (3-1 loss)	11/24/18 at TOR (6-0 loss)
Won an overtime game	4/11/23 (4-3 vs. CBJ, Tippett, 4:44)	4/13/23 (5-4 at CHI, Provorov, 3:09)
Lost an overtime game	3/18/23 (5-4 vs. CAR, S. Aho, 0:28)	3/30/23 (5-4 at OTT, DeBrincat, 1:36)
Won a shootout	3/23/23 (5-4 vs. MIN, van Riemsdyk)	4/2/22 (4-3 at NYR, Hayes)
Lost a shootout	1/18/22 (4-3 vs. NYI, Wahlstrom)	11/19/22 (5-4 at MTL, Suzuki)
Recorded 20+ shots in a period	4/5/22 vs. CBJ (20 in 1st, 4-2 loss)	2/28/21 at BUF (21 in 2nd, 3-0 win)
Allowed 20+ shots in a period	3/17/23 vs. BUF (21 in 3rd, 5-2 win)	1/21/21 at BOS (22 in 3rd, 5-4 SOL)
Recorded 0 shots in a period	Never	Never
Allowed 0 shots in a period	Never	11/22/99 at TBL (0 in 2nd, 4-1 L)
Recorded 50 or more shots	2/11/19 vs. PIT (51); Record is 62 vs. WSH, 4/1/76	10/16/19 at EDM (52); Record is 55, done three times
Surrendered 50 or more shots	3/25/22 vs. COL (51); Record is 56 vs. TOR, 1/5/08	10/27/22 at FLA (51); Record is 52 at MIN (2/3/90)

86

JOEL
FARABEE



PHILADELPHIA FLYERS

TEAM MATCHUPS



ALL-TIME RECORD vs. OPPONENTS

OPP	OVERALL							HOME							AWAY						
	GP	W	L	OT	GF	GA	PTS	GP	W	L	OT	GF	GA	PTS	GP	W	L	OT	GF	GA	PTS
ANA	42	17	15	10	127	123	44	20	7	8	5	57	51	19	22	10	7	5	70	72	25
ARI	87	51	30	6	315	258	108	44	30	12	2	174	118	62	43	21	18	4	141	140	46
BOS	215	76	106	33	613	713	185	107	44	48	15	327	330	103	108	32	58	18	286	383	82
BUF	195	99	69	27	623	569	225	100	59	24	17	349	259	135	95	40	45	10	274	310	90
CAR	156	88	42	26	541	441	202	78	48	17	13	284	210	109	78	40	25	13	257	231	93
CGY	127	62	45	20	432	412	144	63	38	16	9	228	170	85	64	24	29	11	204	242	59
CHI	146	67	49	30	446	428	164	74	46	17	11	244	183	103	72	21	32	19	202	245	61
CBJ	47	19	16	12	139	134	50	24	13	9	2	87	69	28	23	6	7	10	52	65	22
COL	94	43	31	20	319	295	106	46	29	12	5	166	128	63	48	14	19	15	153	167	43
DAL	158	76	49	33	525	441	185	80	49	15	16	286	183	114	78	27	34	17	239	258	71
DET	150	74	53	23	522	464	171	74	48	14	12	297	204	108	76	26	39	11	225	260	63
EDM	82	38	35	9	273	258	85	42	27	13	2	160	115	56	40	11	22	7	113	143	29
FLA	107	57	37	13	311	271	127	54	27	17	10	147	130	64	53	30	20	3	164	141	63
LA	155	90	43	22	534	409	202	76	45	18	13	272	184	103	79	45	25	9	262	225	99
MIN	30	17	10	3	86	68	37	16	11	4	1	52	33	23	14	6	6	2	34	35	14
MTL	205	81	84	40	608	644	202	102	45	37	20	306	297	110	103	36	47	20	302	347	92
NJ	264	124	109	31	849	778	279	132	75	40	17	453	339	167	132	49	69	14	396	439	112
NSH	32	15	8	9	87	73	39	17	9	3	5	47	32	23	15	6	5	4	40	41	16
NYI	289	144	101	44	931	876	332	142	83	37	22	494	385	188	147	61	64	22	437	491	144
NYR	315	136	130	49	914	929	321	159	76	61	22	482	439	174	156	60	69	27	432	490	147
OTT	105	51	37	17	321	298	119	52	30	16	6	164	139	66	53	21	21	11	157	159	53
PIT	307	163	101	43	1089	948	369	152	103	37	12	595	405	218	155	60	64	31	494	543	151
SEA	4	2	2	0	14	13	4	2	1	1	0	9	5	2	2	1	1	0	5	8	2
SJ	49	18	19	12	126	143	48	24	8	9	7	64	74	23	25	10	10	5	62	69	25
STL	158	92	46	20	542	405	204	78	52	16	10	294	179	114	80	40	30	10	248	226	90
TB	108	48	44	16	317	327	112	53	23	19	11	158	148	57	55	25	25	5	159	179	55
TOR	192	100	65	27	653	546	227	96	58	28	10	344	238	126	96	42	37	17	309	308	101
VAN	129	78	36	15	499	377	171	66	43	21	2	264	195	88	63	35	15	13	235	182	83
VGK	10	5	4	1	31	25	11	5	2	3	0	13	12	4	5	3	1	1	18	13	7
WAS	239	123	86	30	803	727	276	122	72	41	9	440	354	153	117	51	45	21	363	373	123
WPG	69	44	16	9	238	184	97	34	23	6	5	128	92	51	35	21	10	4	110	92	46

ALL-TIME STREAKS vs. NHL TEAMS

LONGEST OVERALL WINNING STREAKS	LONGEST HOME WINNING STREAKS	LONGEST ROAD WINNING STREAKS
15 games - NYI, 3/1/08-3/9/10	23 games - vs. PIT, 2/17/80-1/29/87	10 games - at LAK, 12/30/76-2/21/81
14 games - WPG, 12/28/05-2/8/09	20 games - vs. STL, 3/4/72-11/1/79	9 games - at WPG, 2/5/04-2/8/09
14 games - LAK, 4/1/78-1/5/82	17 games - vs. CHI, 3/31/98-3/5/22	7 games - 7x, last, at NYI, 11/6/10-2/18/13
13 games - NJD, 1/14/75-12/3/77	15 games - vs. CGY, 2/4/79-12/11/86	
12 games - OTT, 10/29/95-1/3/98	13 games - 2x, last, vs. NYI, 10/13/07-4/9/11	

OVERALL	HOME	ROAD
32 games - LAK, 10/22/74-2/5/83 (27-0-5)	42 games - vs. PIT, 2/7/74-12/8/88 (39-0-3)	21 games - at LAK, 11/14/73-12/30/84 (17-0-4)
25 games - WAS, 11/9/74-12/20/80 (19-0-6)	34 games - vs. STL, 2/6/72-1/7/88 (31-0-3)	17 games - at VAN, 11/17/73-11/29/80 (12-0-5)
18 games - CAR, 12/31/06-2/10/11 (15-0-3)	29 games - vs. DET, 12/2/71-11/13/86 (23-0-6)	14 games - at WSH, 12/26/74-10/14/81 (9-0-6)
18 games - WPG, 2/5/04-2/8/09 (17-0-1)	25 games - vs. NJD, 10/13/74-3/25/84 (24-0-1)	14 games - at NYR, 12/22/76-3/30/81 (4-0-10)
18 games - VAN, 1/1/75-3/31/78 (16-0-2)	19 games - vs. WSH, 1/11/97-2/10/06 (16-0-3)	10 games - 3x, last, at CAR, 12/29/05-11/11/10 (9-0-1)

OVERALL	HOME	ROAD
27 games - BOS, 11/27/69-2/9/74 (0-23-4)	13 games - vs. BOS, 12/13/69-12/9/73 (0-11-2)	22 games - at BOS, 1/20/68-3/27/76 (0-18-4)
16 games - CHI, 1/2/69-1/2/71 (0-10-6)	9 games - vs. SJS, 11/21/02-11/19/15 (0-4-5)	16 games - at DET, 11/1/89-3/17/09 (0-13-3)
14 games - PIT, 3/26/91-1/30/93 (0-9-5)	8 games - 4x, last, vs. TB, 1/28/03-2/14/08 (0-6-2)	15 games - at NYR, 2/9/69-2/24/74 (0-9-6)
14 games - MTL, 11/21/68-12/27/70 (0-12-2)	25 games - vs. NJD, 10/13/74-3/25/84 (24-0-1)	15 games - at CHI, 11/29/67-12/20/72 (0-10-5)
13 games - 2x, last, SJS, 1/2/02-2/28/12 (0-8-5)	19 games - vs. WSH, 1/11/97-2/10/06 (16-0-3)	14 games - at PIT, 3/30/91-1/27/96 (0-10-4)

OVERALL	HOME	ROAD
15 games - BOS, 10/25/70-12/17/72	13 games - vs. LAK, 1/11/73-11/8/73	10 games - at NYR, 3/6/11-11/29/14
10 games - NYR, 11/28/71-1/14/73	9 games - vs. BOS, 11/21/70-2/15/73	9 games - at NYI, 3/10/92-1/24/95
9 games - TBL, 1/3/04-11/2/06	5 games - 5x, last, vs. WSH, 3/7/21-2/17/22	8 games - at BOS, 2/5/70-11/26/72
7 games - MTL, 12/21/06-10/13/08	25 games - vs. NJD, 10/13/74-3/25/84 (24-0-1)	7 games - at STL, 3/27/68-12/20/69
13 games - 2x, last, SJS, 1/2/02-2/28/12 (0-8-5)	19 games - vs. WSH, 1/11/97-2/10/06 (16-0-3)	6 games - 4x, last, at TBL, 12/27/11-10/30/14



ANAHEIM DUCKS

FLYERS vs. ANAHEIM DUCKS

2023-24 Flyers Record: 1-1-0 (0-1-0 home, 1-0-0 road)

All-Time Flyers Record: 18-16-10 (7-9-5 home, 11-7-5 road)

Date	Opp.	Scoring By Period					Shots By Period					Power Plays	Penalties/Minutes	Game-Winning Goal	Goaltender (Saves-Shots)	Attn.
		1	2	3	OT	F	1	2	3	OT	T					
10/28	PHI	0	2	2	-	4	10	10	10	-	30	1-4	3-9	Zegras (1)	Ersson (18-25)	18,275
	ANA	2	2	3	-	7	8	8	9	-	25	2-2	5-13		Dostal (26-30)	
11/10	ANA	0	1	2	-	3	15	15	8	-	38	2-6	3-6		Dostal (30-35)	15,550
	PHI	2	1	3	-	6	17	7	12	-	36	0-3	6-12	Sanheim (1)	Ersson (35-38)	
TOTALS		Scoring By Period					Shots By Period					Power Plays (%)	Penalties/Minutes	Goaltenders (Record, Saves-Shots)		
	ANA	2	3	5	-	10	23	23	17	-	63	4-8 (50)	8-19		Dostal (1-1-0, 56-65)	
	PHI	2	3	5	-	10	27	17	22	-	66	1-7 (14.3)	9-21		Ersson (1-1-0, 53-63)	

INDIVIDUAL SCORING:

FLYERS	GP	G	A	TP	+/-	PIM	PP	SH	ANAHEIM	GP	G	A	TP	+/-	PIM	PP	SH
Cam Atkinson	2	2	1	3	0	2	0	0	Ryan Strome	2	1	3	4	-2	0	2	0
Owen Tippett	2	2	1	3	3	0	0	0	Frank Vatrano	2	3	0	3	-1	0	1	1
Travis Sanheim	2	1	2	3	1	0	0	0	Leo Carlsson	2	3	0	3	-1	2	2	0
Joel Farabee	2	1	2	3	3	0	0	0	Mason McTavish	2	0	3	3	-3	0	2	0
Travis Konecny	2	2	0	2	-1	0	1	0	Adam Henrique	2	1	1	2	0	0	0	0
Sean Couturier	2	1	1	2	0	2	0	0	Alex Killorn	1	0	2	2	0	0	1	0
Scott Laughton	2	0	2	2	2	2	0	0	Brett Leason	2	1	0	1	0	2	0	0
Cam York	2	0	2	2	3	2	0	0	Trevor Zegras	1	1	0	1	-1	0	1	0
Bobby Brink	2	0	2	2	-1	2	0	0	Jakob Silfverberg	2	0	1	1	-1	0	0	0
Louie Belpedio	2	1	0	1	0	0	0	0	Cam Fowler	2	0	1	1	1	0	1	0
Morgan Frost	1	0	1	1	0	2	0	0	Sam Carrick	2	0	1	1	0	0	0	0
Noah Cates	2	0	1	1	1	0	0	0	Ross Johnston	2	0	1	1	1	5	0	0
Sean Walker	2	0	1	1	2	0	0	0	Troy Terry	2	0	1	1	-2	0	1	0
Egor Zamula	2	0	1	1	2	2	0	0	Max Jones	2	0	1	1	-2	0	0	0
Tyson Foerster	2	0	1	1	3	0	0	0	Jackson LaCombe	2	0	1	1	0	0	0	0
Nick Deslauriers	2	0	0	0	-1	5	0	0	Pavel Mintyukov	2	0	1	1	-4	0	0	0
Nick Seeler	2	0	0	0	0	0	0	0	Radko Gudas	2	0	0	0	1	2	0	0
Garnet Hathaway	2	0	0	0	-1	0	0	0	Urho Vaakanainen	2	0	0	0	0	0	0	0
Ryan Poehling	1	0	0	0	-1	2	0	0	Ilya Lyubushkin	2	0	0	0	-3	4	0	0
Nick Seeler	1	0	0	0	1	0	0	0	Nathan Beaulieu	1	0	0	0	-1	0	0	0

2024-25 MATCHUPS

Sat.	12/28	Honda Center	1:00 P.M.
Sat.	1/11	Wells Fargo Center	7:00 P.M.

YEAR	OVERALL						HOME						ROAD						
	GP	W	L	T	OTL	PTS	GP	W	L	T	OTL	PTS	GP	W	L	T	OTL	PTS	
1993-94	2	0	2	0	--	0	1	0	1	0	--	0	1	0	1	0	--	0	
1994-95	Did Not Play						Did Not Play						Did Not Play						
1995-96	2	1	0	1	--	3	1	0	0	1	--	1	1	1	0	0	--	2	
1996-97	2	2	0	0	--	4	1	1	0	0	--	2	1	1	0	0	--	2	
1997-98	2	0	0	2	--	2	1	0	0	1	--	1	1	0	0	1	--	1	
1998-99	2	1	1	0	--	2	1	1	0	0	--	2	1	0	1	0	--	0	
1999-00	2	0	0	2	0	2	1	0	0	1	0	1	1	0	0	1	0	1	
2000-01	1	0	1	0	0	0	1	0	1	0	0	0	Did Not Play						
2001-02	2	1	1	0	0	2	1	1	0	0	0	2	1	0	1	0	0	0	
2002-03	1	1	0	0	0	2	Did Not Play						1	1	0	0	0	0	2
2003-04	1	0	0	0	1	1	Did Not Play						1	0	0	0	1	1	
2005-06	Did Not Play						Did Not Play						Did Not Play						
2006-07	1	1	0	--	0	2	Did Not Play						1	1	0	--	0	2	
2007-08	1	1	0	--	0	2	1	1	0	--	0	2	Did Not Play						
2008-09	1	1	0	--	0	2	Did Not Play						1	1	0	--	0	2	
2009-10	1	0	0	--	1	1	1	0	0	1	1	1	Did Not Play						
2010-11	2	0	2	--	--	0	1	0	1	--	--	0	1	0	1	--	--	0	
2011-12	1	1	0	--	0	2	Did Not Play						1	1	0	--	0	2	
2012-13	Did Not Play						Did Not Play						Did Not Play						
2013-14	2	0	2	--	0	0	1	0	1	--	0	0	1	0	1	--	0	0	
2014-15	2	0	0	--	2	2	1	0	0	--	1	1	1	0	0	--	1	1	
2015-16	2	0	2	--	0	0	1	0	1	0	0	0	1	0	1	0	0	0	
2016-17	2	0	1	--	1	1	1	0	1	--	0	0	1	0	0	--	1	1	
2017-18	2	1	1	--	0	2	1	0	1	--	0	0	1	1	0	--	0	2	
2018-19	2	2	0	--	0	4	1	1	0	--	0	2	1	1	0	--	0	2	
2019-20	2	2	0	--	0	4	1	1	0	--	0	2	1	1	0	--	0	2	
2020-21	Did Not Play						Did Not Play						Did Not Play						
2021-22	2	0	2	--	0	0	1	0	1	--	0	0	1	0	1	--	0	0	
2022-23	2	2	0	--	0	4	1	1	0	--	0	2	1	1	0	--	0	2	
2023-24	2	1	1	--	0	2	1	0	1	--	0	0	1	1	0	--	0	2	
TOTALS	44	18	16	5	5	46	21	7	9	3	2	19	23	11	7	2	3	27	

FLYERS STREAKS VS. ANAHEIM			
	OVERALL	HOME	ROAD
CURRENT STREAK	1 game, 11/10/23 (1-0-0)	1 game, 10/28/23 (0-1-0)	2 game, 1/2/23-11/10/23 (2-0-0)
ALL-TIME WIN STREAK	4 games, 10/30/18-12/29/19 (4-0-0)	2 games, 2x, last, 2/9/19-12/17/19 (2-0-0)	3 games, 10/7/17-12/29/19 (3-0-0)
ALL-TIME POINT STREAK	8 games, 3/27/94-10/11/98 (4-0-4)	6 games, 3/27/94-2/3/00 (2-0-4)	4 games, 2x, last, 1/1/17-12/29/19 (3-0-1)
ALL-TIME WINLESS STREAK	8 games, 10/29/13-1/1/17 (0-5-3)	7 games, 10/10/09-10/24/17 (0-5-2)	4 games, 2x, last, 1/30/14-1/1/17 (0-2-2)
ALL-TIME LOSING STREAK	3 games, 12/17/15-10/20/16 (0-3-0)	3 games, 2/9/16-10/24/17 (0-3-0)	1 game, 7x, last, 1/4/22 (0-1-0)
LAST WIN	Nov. 10, 2023 (6-3)	Jan. 17, 2023 (5-2)	Nov. 10, 2023 (6-3)
LAST LOSS	Oct. 28, 2023 (7-4)	Oct. 28, 2023 (7-4)	Jan. 4, 2022 (4-1)



ARIZONA COYOTES

FLYERS vs. ARIZONA COYOTES

2023-24 Flyers Record: 2-0-0 (1-0-0 home, 1-0-0 road)

All-Time Flyers Record: 53-30-6 (31-12-2 home, 22-18-4 road)

Date	Opp.	Scoring By Period					Shots By Period					Power Plays	Penalties/Minutes	Game-Winning Goal	Goaltender (Saves-Shots)	Attn.
		1	2	3	OT	F	1	2	3	OT	T					
12/7	ARI	1	0	0	-	1	7	7	12	-	26	0-3	0-0	Farabee (1)	Hart (25-26)	
	PHI	2	1	1	-	4	8	8	10	-	26	0-0	3-6		Ingram (22-26)	*4,600
2/12	PHI	0	2	3	-	5	7	14	13	-	34	0-7	4-8		Ersson (20-23)	
	ARI	1	2	0	-	3	7	10	6	-	23	0-4	7-14	Laughton (1)	Vejmelka (29-33)	18,094
TOTALS		Scoring By Period					Shots By Period					Power Plays (%)	Penalties/Minutes	Goaltenders (Record, Saves-Shots)		
1	2	3	OT	F	1	2	3	OT	T							
	ARI	2	2	0	-	4	14	17	18	-	49	0-7 (0.0)	7-14	Vejmelka (0-1-0, 29-33)	Ingram (0-1-0, 22-26)	
	PHI	2	3	4	-	9	15	22	23	-	60	0-7 (0.0)	7-14	Hart (1-0-0, 25-26)	Ersson (1-0-0, 20-23)	

INDIVIDUAL SCORING:

FLYERS	GP	G	A	TP	+/-	PIM	PP	SH	ARIZONA	GP	G	A	TP	+/-	PIM	PP	SH
Travis Konecny	2	3	2	5	3	0	0	1	Matias Maccelli	2	1	1	2	-1	0	0	0
Scott Laughton	2	1	2	3	2	0	0	0	Jason Zucker	2	0	2	2	1	2	0	0
Cam York	2	1	1	2	3	2	0	0	Janis Moser	2	0	2	2	1	0	0	0
Sean Couturier	2	0	2	2	1	2	0	0	Mathew Dumba	2	1	0	1	-2	2	0	0
Travis Sanheim	2	0	2	2	4	4	0	0	Alex Kerfoot	2	1	0	1	1	0	0	0
Owen Tippett	2	1	0	1	0	0	0	0	Lawson Crouse	2	1	0	1	-3	0	0	0
Morgan Frost	2	1	0	1	1	0	0	0	Travis Dermott	2	0	1	1	-1	2	0	0
Joel Farabee	2	1	0	1	1	0	0	0	Clayton Keller	2	0	1	1	-3	0	0	0
Jamie Drysdale	1	1	0	1	1	0	0	0	Michael Kesselring	2	0	1	1	-1	0	0	0
Marc Staal	1	0	1	1	2	0	0	0	Nick Bjugstad	2	0	0	0	1	2	0	0
Cameron Atkinson	2	0	1	1	1	0	0	0	Liam O'Brien	1	0	0	0	0	0	0	0
Nicolas Deslauriers	1	0	1	1	1	0	0	0	Joshua Brown	1	0	0	0	0	0	0	0
Nick Seeler	2	0	1	1	0	0	0	0	Nick Schmalz	2	0	0	0	-2	0	0	0
Rasmus Ristolainen	1	0	0	0	-1	0	0	0	Troy Stecher	1	0	0	0	0	0	0	0
Garnet Hathaway	2	0	0	0	2	2	0	0	Michael Carcone	1	0	0	0	-1	0	0	0
Ryan Poehling	1	0	0	0	1	0	0	0	Juuso Valimaki	2	0	0	0	-2	0	0	0
Noah Cates	1	0	0	0	1	0	0	0	Adam Ruzicka	1	0	0	0	1	0	0	0
Olle Lycksell	2	0	0	0	-2	4	0	0	Sean Durzi	1	0	0	0	-1	4	0	0
Sean Walker	2	0	0	0	-2	0	0	0	Barrett Hayton	1	0	0	0	-1	0	0	0
Egor Zamula	2	0	0	0	-1	0	0	0	Jack McBain	1	0	0	0	0	2	0	0
Bobby Brink	1	0	0	0	0	0	0	0	Dylan Guenther	1	0	0	0	-1	0	0	0
Tyson Foerster	1	0	0	0	1	0	0	0	Logan Cooley	2	0	0	0	-6	0	0	0
									Milos Kelemen	1	0	0	0	0	0	0	0

2024-25 MATCHUPS**

--	--	--	--
--	--	--	--

** Arizona Coyotes suspended hockey operations following the conclusion of the 2023-24 season. The team's hockey assets (players, staff and draft picks) were moved to Salt Lake City for the creation of the Utah Hockey Club

YEAR	OVERALL						HOME						ROAD						
	GP	W	L	T	OTL	PTS	GP	W	L	T	OTL	PTS	GP	W	L	T	OTL	PTS	
1979-80	4	4	0	0	--	8	2	2	0	0	--	4	2	2	0	0	--	4	
1980-81	4	3	1	0	--	6	2	2	0	0	--	4	2	1	1	0	--	2	
1981-82	3	1	2	0	--	2	2	1	1	0	--	2	1	0	1	0	--	0	
1982-83	3	3	0	0	--	6	1	1	0	0	--	2	2	2	0	0	--	4	
1983-84	3	2	1	0	--	4	2	2	0	0	--	4	1	0	1	0	--	0	
1984-85	3	0	3	0	--	0	1	0	1	0	--	0	2	0	2	0	--	0	
1985-86	3	2	1	0	--	4	2	2	0	0	--	4	1	0	1	0	--	0	
1986-87	3	2	1	0	--	4	1	1	0	0	--	2	2	1	1	0	--	2	
1987-88	3	3	0	0	--	6	2	2	0	0	--	4	1	1	0	0	--	2	
1988-89	3	2	0	1	--	5	1	1	0	0	--	2	2	1	0	1	--	3	
1989-90	3	1	2	0	--	2	2	1	1	0	--	2	1	0	1	0	--	0	
1990-91	3	3	0	0	--	6	1	1	0	0	--	2	2	2	0	0	--	4	
1991-92	3	0	3	0	--	0	2	0	2	0	--	0	1	0	1	0	--	0	
1992-93	2	2	0	0	--	4	1	1	0	0	--	2	1	1	0	0	--	2	
1993-94	2	0	1	1	--	1	1	0	1	0	--	0	1	0	0	1	--	1	
1994-95	Did Not Play						Did Not Play						Did Not Play						
1995-96	2	1	1	0	--	2	1	1	0	0	--	2	1	0	1	0	--	0	
1996-97	2	2	0	0	--	4	1	1	0	0	--	2	1	1	0	0	--	2	
1997-98	2	1	1	0	--	2	1	0	1	0	--	0	1	1	0	0	--	2	
1998-99	2	2	0	0	--	4	1	1	0	0	--	2	1	1	0	0	--	2	
1999-00	2	2	0	0	0	4	1	1	0	0	0	2	1	1	0	0	0	2	
2000-01	2	0	2	0	0	0	1	0	1	0	0	0	1	0	1	0	0	0	
2001-02	1	0	1	0	0	0	Did Not Play						1	0	1	0	0	0	0
2002-03	2	1	1	0	0	2	1	1	0	0	0	2	1	0	1	0	0	0	
2003-04	2	2	0	0	0	4	1	1	0	0	0	2	1	1	0	0	0	2	
2005-06	Did Not Play						Did Not Play						Did Not Play						
2006-07	1	0	1	--	0	0	Did Not Play						1	0	1	--	0	0	
2007-08	1	0	1	--	0	0	1	0	1	--	0	0	Did Not Play						
2008-09	1	1	0	--	0	2	1	1	0	--	0	2	Did Not Play						
2009-10	1	0	1	--	0	0	Did Not Play						1	0	1	--	0	0	
2010-11	1	0	0	--	1	1	1	0	0	--	1	1	Did Not Play						
2011-12	2	2	0	--	0	4	1	0	0	--	0	2	1	1	0	--	0	2	
2012-13	Did Not Play						Did Not Play						Did Not Play						
2013-14	2	1	1	--	0	2	1	0	1	--	0	0	1	1	0	--	0	2	
2014-15	2	1	1	--	0	2	1	1	0	--	0	2	1	0	1	--	0	0	
2015-16	2	1	1	--	0	2	1	1	0	--	0	2	1	0	1	--	0	0	
2016-17	2	0	1	--	1	1	1	0	1	--	0	0	1	0	0	--	1	1	
2017-18	2	1	0	--	1	3	1	0	0	--	1	1	1	1	0	--	0	2	
2018-19	2	2	0	--	0	4	1	1	0	--	0	2	1	1	0	--	0	2	
2019-20	2	0	2	0	0	0	1	0	1	0	0	0	1	0	1	0	0	0	
2020-21	Did Not Play						Did Not Play						Did Not Play						
2021-22	2	2	0	--	0	4	1	1	0	--	0	2	1	1	0	--	0	2	
2022-23	2	1	0	--	1	3	1	1	0	--	0	2	1	0	0	--	1	1	
2023-24	2	2	0	--	0	4	1	1	0	--	0	2	1	1	0	--	0	2	
TOTALS	89	53	30	2	4	112	45	31	12	0	2	64	44	22	18	2	2	48	

FLYERS STREAKS VS. ARIZONA			
	OVERALL	HOME	ROAD
Current Streak	6 games, 11/2/21-2/12/24 (5-0-1)	3 games, 11/2/21-2/12/24 (3-0-0)	3 games, 12/11/21-12/7/24 (2-0-1)
All-Time Win Streak	6 games, 11/2/21 - 2/12/24 (5-0-1)	6 games, 11/27/85-12/18/88 (6-0-0)	4 games, 10/18/96-3/13/00 (4-0-0)
All-Time Point Streak	6 games, 2x 11/2/21 - 2/12/24 (5-0-1)	9 games, 11/27/85-10/13/90 (8-0-1)	4 games, 10/18/96-3/13/00 (4-0-0)
All-Time Winless Streak	4 games, 3/26/16-10/30/17 (0-2-2)	2 games, 2x, last, 10/27/16-10/30/17 (0-1-1)	4 games, 11/13/83-12/1/85 (0-3-1)
21-Time Losing Streak	3 games, 2x, last, 10/14/00-12/28/01 (0-2-0)	2 games, 11/17/91-1/23/92 (0-2-0)	3 games, 10/14/00-12/28/02 (0-3-0)
Last Win	Feb 12, 2024 (5-3)	Feb 12, 2024 (5-3)	Dec 7, 2024 (4-1)
Last Loss	Dec. 11, 2022 (5-4 OT)	Dec. 5, 2019 (3-1)	Dec. 11, 2022 (5-4 OT)



BOSTON BRUINS

FLYERS vs. BOSTON BRUINS

2023-24 Flyers Record: 1-2-0 (1-1-0 home, 0-1-0 road)

All-Time Flyers Record: 77-108-33 (45-49-15 home, 32-59-18 road)

Date	Opp.	Scoring By Period					Shots By Period					Power Plays	Penalties/Minutes	Game-Winning Goal	Goaltender (Saves-Shots)	Attn.	
		1	2	3	OT	F	1	2	3	OT	T						
1/27	PHI	0	1	1	-	2	12	15	10	-	37	0-3	3-6	Heinen	Ersson(10-14)	Petersen (12-14)	19,276
	BOS	4	1	1	-	6	14	5	9	-	28	0-3	3-6				
3/16	BOS	1	1	4	-	6	5	15	19	-	30	1-2	5-10	Heinen	Swayman (24-29)	Sandstrom (24-30)	17,850
	PHI	1	1	3	-	5	8	10	11	-	29	0-3	4-8				
3/23	PHI	0	1	2	-	3	5	8	16	-	29	1-3	2-4	Foerster	Ersson (18-20)	Ullmark (26-29)	18,623
	BOS	0	0	2	-	2	6	7	7	-	20	0-2	3-6				
TOTALS		Scoring By Period					Shots By Period					Power Plays (%)	Penalties/Minutes	Goaltenders (Record, Saves-Shots)			
		1	2	3	OT	F	1	2	3	OT	T						
BOS		5	2	7	-	14	25	27	35	-	87	1-7 (14.2)	11-22	Ullmark (1-1-0, 61-66); Swayman (1-0-0, 24-29)			
PHI		1	3	6	-	10	25	33	37	-	95	1-9 (11.1)	9-18	Ersson (1-1-0, 28-34); Petersen (0-0-0, 12-14); Sandstrom (0-1-0, 24-30)			

INDIVIDUAL SCORING:

FLYERS	GP	G	A	TP	+/-	PIM	PP	SH	BOSTON	GP	G	A	TP	+/-	PIM	PP	SH
Tyson Foerster	3	3	1	4	2	4	0	0	Charlie Coyle	3	3	1	4	2	2	1	0
Owen Tippett	2	0	4	4	4	0	0	0	David Pastrnak	3	2	2	4	1	0	0	0
Travis Konecny	3	2	1	3	-3	2	1	0	Danton Heinen	3	3	0	3	1	2	0	0
Joel Farabee	3	2	0	2	-6	0	0	0	James van Riemsdyk	3	1	2	3	2	2	0	0
Morgan Frost	3	1	1	2	4	0	0	0	Jake DeBrusk	2	1	2	3	-1	2	0	0
Ryan Poehling	3	1	1	2	-2	0	0	0	Hampus Lindholm	3	0	3	3	4	0	0	0
Cam York	3	0	2	2	2	4	0	0	Pavel Zacha	3	0	3	3	3	0	0	0
Nicolas Deslauriers	2	1	0	1	-1	0	0	0	Charlie McAvoy	3	1	1	2	-1	4	0	0
Sean Couturier	3	0	1	1	-1	0	0	0	Morgan Geekie	3	1	1	2	3	2	0	0
Scott Laughton	3	0	1	1	-5	4	0	0	Brad Marchand	3	0	2	2	2	2	0	0
Garnet Hathaway	3	0	1	1	0	0	0	0	Trent Frederic	3	0	2	2	-1	0	0	0
Travis Sanheim	3	0	1	1	-6	2	0	0	Justin Brazeau	2	1	0	1	2	0	0	0
Olle Lycksell	2	0	1	1	2	0	0	0	John Beecher	1	1	0	1	1	0	0	0
Egor Zamula	2	0	1	1	-1	2	0	0	Brandon Carlo	3	0	1	1	2	2	0	0
Marc Staal	1	0	0	0	-1	0	0	0	Parker Wotherspoon	2	0	1	1	1	0	0	0
Erik Johnson	2	0	0	0	0	0	0	0	Andrew Peeke	2	0	1	1	1	2	0	0
Cameron Atkinson	2	0	0	0	-1	0	0	0	Jesper Boqvist	3	0	1	1	2	0	0	0
Nick Seeler	1	0	0	0	1	0	0	0	Mason Lohrei	1	0	1	1	0	0	0	0
Rasmus Ristolainen	1	0	0	0	0	0	0	0	Kevin Shattenkirk	1	0	0	0	1	2	0	0
Noah Cates	3	0	0	0	-1	0	0	0	Matthew Grzelcyk	3	0	0	0	-1	0	0	0
Sean Walker	1	0	0	0	0	0	0	0	Patrick Brown	1	0	0	0	-2	0	0	0
Adam Ginning	1	0	0	0	1	0	0	0	Oskar Steen	1	0	0	0	-1	0	0	0
Ronnie Attard	2	0	0	0	-1	0	0	0	Jakub Lauko	2	0	0	0	-2	0	0	0
Bobby Brink	1	0	0	0	-1	0	0	0	Garnet Hathaway	1	0	0	0	-1	0	0	0
Jamie Drysdale	1	0	0	0	-4	0	0	0	Jakub Lauko	1	0	0	0	-1	0	0	0

2024-25 MATCHUPS

Tue	10/29	TD Garden	7:00 P.M.
Sat.	11/2	Wells Fargo Center	1:00 P.M.
Sat.	10/7	TD Garden	1:00 P.M.

BOSTON BRUINS

**PHILADELPHIA
FLYERS**

YEAR	OVERALL						HOME						ROAD					
	GP	W	L	T	OTL	PTS	GP	W	L	T	OTL	PTS	GP	W	L	T	OTL	PTS
1967-68	4	1	3	0	--	2	2*	0	2	0	--	0	2	1	1	0	--	2
1968-69	6	2	4	0	--	4	3*	2	1	0	--	4	3	0	3	0	--	0
1969-70	6	0	4	2	--	2	3	0	2	1	--	1	3	0	2	1	--	1
1970-71	6	0	6	0	--	0	3	0	3	0	--	0	3	0	3	0	--	0
1971-72	6	0	6	0	--	0	3	0	3	0	--	0	3	0	3	0	--	0
1972-73	5	0	4	1	--	1	3	0	3	0	--	0	2	0	1	1	--	1
1973-74	5	1	3	1	--	3	2	1	0	1	--	3	3	0	3	0	--	0
1974-75	4	1	2	1	--	3	2	1	1	0	--	2	2	0	1	1	--	1
1975-76	4	1	2	1	--	3	2	1	1	0	--	2	2	0	1	1	--	1
1976-77	4	3	1	0	--	6	2	1	1	0	--	2	2	2	0	0	--	4
1977-78	4	2	1	1	--	5	2	2	0	0	--	4	2	0	1	1	--	1
1978-79	5	3	1	1	--	7	2	2	0	0	--	4	3	1	1	1	--	3
1979-80	4	1	1	2	--	4	2	0	0	2	--	2	2	1	1	0	--	2
1980-81	4	2	2	0	--	4	2	2	0	0	--	4	2	0	2	0	--	0
1981-82	3	2	1	0	--	4	2	1	1	0	--	2	1	1	0	0	--	2
1982-83	3	0	2	1	--	1	1	0	0	1	--	1	2	0	2	0	--	0
1983-84	3	1	1	1	--	3	2	1	0	1	--	3	1	0	1	0	--	0
1984-85	3	2	1	0	--	4	1	1	0	0	--	2	2	1	1	0	--	2
1985-86	3	2	1	0	--	4	2	2	0	0	--	4	1	0	1	0	--	0
1986-87	3	2	1	0	--	4	1	1	0	0	--	2	2	1	1	0	--	2
1987-88	3	2	1	0	--	4	2	1	1	0	--	2	1	1	0	0	--	2
1988-89	3	1	2	0	--	2	1	1	0	0	--	2	2	0	2	0	--	0
1989-90	3	0	3	0	--	0	2	0	2	0	--	0	1	0	1	0	--	0
1990-91	3	1	2	0	--	2	1	0	1	0	--	0	2	1	1	0	--	2
1991-92	3	2	1	0	--	4	1	1	0	0	--	2	2	1	1	0	--	2
1992-93	4	1	3	0	--	2	2	0	2	0	--	0	2	1	1	0	--	2
1993-94	5	2	2	1	--	5	2	1	1	0	--	2	3*	1	1	1	--	3
1994-95	4	2	2	0	--	4	2	2	0	0	--	4	2	0	2	0	--	0
1995-96	4	2	2	0	--	4	2	1	1	0	--	2	2	1	1	0	--	2
1996-97	4	2	1	1	--	5	2	2	0	0	--	4	2	0	1	1	--	1
1997-98	4	0	3	1	--	1	2	0	1	1	--	1	2	0	2	0	--	0
1998-99	4	2	1	1	--	5	2	1	0	1	--	3	2	1	1	0	--	2
1999-00	4	3	0	1	0	7	2	2	0	0	0	4	2	1	0	1	0	3
2000-01	4	1	2	1	0	3	2	1	1	0	0	2	2	0	1	1	0	1
2001-02	4	2	1	0	1	5	2	0	1	0	1	1	2	2	0	0	0	4
2002-03	4	1	0	2	1	5	2	0	0	2	0	2	2	1	0	0	1	3
2003-04	4	1	1	1	1	4	2	1	1	0	0	2	2	0	0	1	1	2
2005-06	4	3	1	--	0	6	2	1	1	--	0	2	2	2	0	--	0	4
2006-07	4	2	2	--	0	4	2	1	1	--	0	2	2	1	1	--	0	2
2007-08	4	1	1	--	2	4	2	0	1	--	1	1	2	1	0	--	1	3
2008-09	4	2	2	--	0	4	2	0	2	--	0	0	2	2	0	--	0	4
2009-10	4	2	1	--	1	5	2	1	1	--	0	2	2	1	0	--	1	3
2010-11	4	1	3	--	--	2	2	0	2	--	0	0	2	1	1	--	0	2
2011-12	4	1	1	--	2	4	2	0	1	--	1	1	2	1	0	--	1	3
2012-13	3	2	1	--	0	4	2	2	0	--	0	4	1	0	1	--	0	0
2013-14	3	0	2	--	1	1	2	0	1	--	1	1	1	0	1	--	0	0
2014-15	3	0	2	--	1	1	1	0	1	--	0	0	2	0	1	--	1	1
2015-16	3	2	1	--	0	2	2	1	1	--	0	2	1	1	0	--	0	4
2016-17	3	1	2	--	0	2	1	1	0	--	0	2	2	0	2	--	0	0
2017-18	3	1	2	--	0	2	2	1	1	--	0	2	1	0	1	--	0	0
2018-19	3	2	1	--	0	4	1	1	0	--	0	2	2	1	1	--	0	2
2019-20	3	2	1	--	0	4	2	1	1	--	0	2	1	1	0	--	0	2
2020-21	8	2	4	--	2	6	4	1	2	--	1	3	4	1	2	--	1	3
2021-22	3	1	2	--	0	2	2	1	1	--	0	2	1	0	1	--	0	0
2022-23	3	0	3	--	0	0	1	0	1	--	0	0	2	0	2	--	0	0
2023-24	3	1	2	--	0	2	2	1	1	--	2	1	0	1	--	0	0	0
TOTALS	90	52	32	2	4	110	46	31	13	0	2	64	44	21	19	2	2	46

FLYERS STREAKS VS. BOSTON			
	OVERALL	HOME	AWAY
Current Streak	5 games, 11/20/21-4/9/23 (0-5-0)	2 games, 11/20/21-4/9/23 (0-2-0)	3 games, 1/13/22-1/16/23 (0-3-0)
All-Time Win Streak	4 games, 1/16/19-1/13/20 (4-0-0)	6 games, 3/15/84-12/8/87 (6-0-0)	3 games, 2/7/09-12/14/09 (3-0-0)
All-Time Point Streak	6 games, 2x, last, 11/16/02-12/6/03 (2-0-4)	9 games, 12/15/77-1/17/82 (7-0-2)	8 games, 2x, last, 12/15/01-1/2/06 (5-0-3)
All-Time Winless Streak	27 games, 11/27/69-2/9/74 (0-23-4)	13 games, 12/13/69-12/9/73 (0-11-2)	22 games, 1/20/68-3/27/76 (0-18-4)
All-Time Losing Streak	15 games, 10/25/70-12/17/72 (0-15-0)	9 games, 11/21/70-2/15/73 (0-9-0)	8 games, 2/5/70-11/26/72 (0-8-0)
Last Win	Mar. 23, 2024 (3-2)	Mar. 23, 2024 (3-2)	Apr. 5, 2021 (3-2 OT)
Last Loss	Mar. 16, 2024 (6-5)	Jan. 27, 2024 (6-2)	Mar. 16, 2024 (6-5)



BUFFALO SABRES

FLYERS vs. BUFFALO SABRES

2022-23 Flyers Record: 1-2-0 (0-1-0 home, 1-1-0 road)

All-Time Flyers Record: 100-71-27 (59-25-17 home, 41-46-10 road)

Date	Opp.	Scoring By Period					Shots By Period					Power Plays	Penalties/Minutes	Game-Winning Goal	Goaltender (Saves-Shots)	Attn.
		1	2	3	OT	F	1	2	3	OT	T					
11/1	PHI	2	0	0	-	2	10	10	20	-	40	0-3	2-4	Power	Hart (3-5) Ersson (7-9) Luukkonen (38-40)	17,279
	BUF	2	0	3	-	5	7	4	4	-	15	0-2	3-6			
11/3	BUF	0	0	1	-	1	4	12	6	-	22	0-2	3-6	Belpedio	Luukkonen(14-19) Ersson (21-22)	16,612
	PHI	3	1	1	-	5	9	6	4	-	19	0-3	2-4			
4/5	BUF	1	2	1	-	4	4	8	7	-	19	0-0	3-6	Quinn	Luukkonen (32-34) Fedotov (15-19)	15,783
	PHI	0	1	1	-	2	10	13	11	-	34	0-2	1-2			
TOTALS		Scoring By Period					Shots By Period					Power Plays (%)	Penalties/Minutes	Goaltenders (Record, Saves-Shots)		
		BUF	3	2	5	-	10	24	17	-	55	0-4 (0.0)	9-18	Luukkonen (2-1-0, 84-93)		
		PHI	5	2	2	-	9	29	35	-	93	0-8 (0.0)	5-10	Ersson (1-1-0, 28-31); Hart (0-1-0, 3-5); Fedotov (0-1-0, 15-19)		

INDIVIDUAL SCORING:

FLYERS	GP	G	A	TP	+/-	PIM	PP	SH	BUFFALO	GP	G	A	TP	+/-	PIM	PP	SH
Joel Farabee	3	1	2	3	2	0	0	0	Tage Thompson	2	3	5	2	0	0	0	0
Travis Sanheim	3	0	3	3	-3	4	0	0	Alex Tuch	0	4	4	0	2	0	0	1
Scott Laughton	3	1	1	2	2	0	0	0	Casey Mittelstadt	1	2	3	-1	0	0	0	0
Owen Tippett	3	1	1	2	-2	0	0	0	JJ Peterka	0	3	3	1	0	0	0	0
Bobby Brink	3	1	1	2	0	0	0	0	Brandon Biro	2	0	2	1	0	0	0	0
Cameron Atkinson	3	1	0	1	-2	0	0	0	Jack Quinn	2	0	2	2	0	0	0	0
Garnet Hathaway	3	1	0	1	0	7	0	0	Owen Power	1	1	2	1	0	0	0	0
Louie Belpedio	2	1	0	1	2	0	0	0	Zach Benson	0	2	2	2	0	0	0	0
Travis Konecny	3	1	0	1	0	2	0	0	Henri Jokiharju	1	0	1	0	2	0	0	0
Noah Cates	3	1	0	1	-2	0	0	0	Rasmus Dahlin	1	0	1	3	0	0	0	0
Nicolas Deslauriers	2	0	1	1	0	2	0	0	Jeff Skinner	0	1	1	-2	2	0	0	0
Ryan Poehling	2	0	1	1	-1	0	0	0	Jordan Greenway	0	1	1	1	0	0	0	0
Cam York	3	0	1	1	-2	2	0	0	Peyton Krebs	0	1	1	1	6	0	0	0
Marc Staal	1	0	0	0	-1	0	0	0	Dylan Cozens	0	1	1	1	7	0	0	0
Erik Johnson	1	0	0	0	-1	0	0	0	Erik Johnson	0	0	0	0	0	0	0	0
Nick Seeler	3	0	0	0	1	0	0	0	Kyle Okposo	0	0	0	-1	0	0	0	0
Sean Couturier	1	0	0	0	-1	0	0	0	Zemgus Girgensons	0	0	0	-1	0	0	0	0
Morgan Frost	3	0	0	0	0	0	0	0	Connor Clifton	0	0	0	-1	0	0	0	0
Olle Lycksell	1	0	0	0	0	0	0	0	Victor Olofsson	0	0	0	-1	0	0	0	0
Sean Walker	2	0	0	0	1	0	0	0	Tyson Jost	0	0	0	0	0	0	0	0
Egor Zamula	2	0	0	0	2	0	0	0	Jacob Bryson	0	0	0	-1	0	0	0	0
Jamie Drysdale	1	0	0	0	0	0	0	0	Eric Robinson	0	0	0	-1	0	0	0	0
Tyson Foerster	3	0	0	0	0	0	0	0	Mattias Samuelsson	0	0	0	1	2	0	0	0
									Bowen Byram	0	0	0	-1	2	0	0	0
									Lukas Rousek	0	0	0	-2	0	0	0	0
									Lukas Rousek	0	0	0	-2	0	0	0	0

2023-24 MATCHUPS

Sat.	11/16	Wells Fargo Center	7:00 P.M.
Sat.	3/29	Wells Fargo Center	1:00 P.M.
Thu.	4/17	KeyBank Center	7:00 P.M.

YEAR	OVERALL						HOME						ROAD					
	GP	W	L	T	OTL	PTS	GP	W	L	T	OTL	PTS	GP	W	L	T	OTL	PTS
1970-71	6	3	2	1	--	7	3	2	0	1	--	5	3	1	2	0	--	2
1971-72	6	2	2	2	--	6	3	2	0	1	--	5	3	0	2	1	--	1
1972-73	5	3	2	0	--	6	2	2	0	0	--	4	3	1	2	0	--	2
1973-74	5	5	0	0	--	10	3	3	0	0	--	6	2	2	0	0	--	4
1974-75	4	3	0	1	--	7	2	2	0	0	--	4	2	1	0	1	--	3
1975-76	4	3	0	1	--	7	2	2	0	0	--	4	2	1	0	1	--	3
1976-77	4	2	2	0	--	4	2	2	0	0	--	4	2	0	2	0	--	0
1977-78	4	0	3	1	--	1	2	0	1	1	--	1	2	0	2	0	--	0
1978-79	5	3	0	2	--	8	3	1	0	2	--	4	2	2	0	0	--	4
1979-80	4	3	0	1	--	7	2	2	0	0	--	4	2	1	0	1	--	3
1980-81	4	0	2	2	--	2	2	0	1	1	--	1	2	0	1	1	--	1
1981-82	3	2	1	0	--	4	2	2	0	0	--	4	1	0	1	0	--	0
1982-83	3	1	2	0	--	2	1	1	0	0	--	2	2	0	2	0	--	0
1983-84	3	0	3	0	--	0	2	0	2	0	--	0	1	0	1	0	--	0
1984-85	3	1	1	1	--	3	1	0	1	0	--	0	2	1	0	1	--	3
1985-86	3	1	2	0	--	2	2	0	2	0	--	0	1	1	0	0	--	2
1986-87	3	2	1	0	--	4	1	1	0	0	--	2	2	1	1	0	--	2
1987-88	3	3	0	0	--	6	2	2	0	0	--	4	1	1	0	0	--	2
1988-89	3	2	1	0	--	4	1	1	0	0	--	2	2	1	1	0	--	2
1989-90	3	1	2	0	--	2	2	1	1	0	--	2	1	0	1	0	--	0
1990-91	3	0	3	0	--	0	1	0	1	0	--	0	2	0	2	0	--	0
1991-92	3	1	1	1	--	3	2	1	0	1	--	3	1	0	1	0	--	0
1992-93	3	1	1	1	--	3	2	0	1	1	--	1	1	1	0	0	--	2
1993-94	4	3	1	0	--	6	2	1	1	0	--	2	2	2	0	0	--	4
1994-95	3	2	1	0	--	4	2	2	0	0	--	4	1	0	1	0	--	0
1995-96	4	2	2	0	--	4	2	1	1	0	--	2	2	1	1	0	--	2
1996-97	4	1	2	1	--	3	2	0	1	1	--	1	2	1	1	0	--	2
1997-98	4	2	1	1	--	5	2	1	0	1	--	3	2	1	1	0	--	2
1998-99	4	0	1	3	--	3	2	0	0	2	--	2	2	0	1	1	--	1
1999-00	4	3	1	0	0	6	2	2	0	0	0	4	2	1	1	0	0	2
2000-01	4	4	0	0	0	8	2	2	0	0	0	4	2	2	0	0	0	4
2001-02	4	0	4	0	0	0	2	0	2	0	0	0	2	0	2	0	0	0
2002-03	4	2	2	0	0	4	2	2	0	0	0	4	2	0	2	0	0	0
2003-04	4	2	1	1	0	5	2	2	0	0	0	4	2	0	1	1	0	1
2005-06	4	1	2	--	1	3	2	0	1	--	1	1	2	1	1	--	0	2
2006-07	4	1	2	--	1	3	2	1	0	--	1	3	2	0	2	--	0	0
2007-08	4	1	2	--	1	3	2	0	1	--	1	1	2	1	1	--	0	2
2008-09	4	4	0	--	0	8	2	2	0	--	0	4	2	2	0	--	0	4
2009-10	4	1	2	--	1	3	2	0	2	--	0	0	2	1	0	--	1	3
2010-11	4	2	1	--	1	5	2	1	1	--	0	2	2	1	0	--	1	3
2011-12	4	4	0	--	0	8	2	2	0	--	0	4	2	2	0	--	0	4
2012-13	3	1	2	--	0	2	1	1	0	--	0	2	2	0	2	--	0	0
2013-14	3	3	0	--	0	6	2	2	0	--	0	4	1	1	0	--	0	2
2014-15	3	2	0	--	1	5	1	0	0	--	1	1	2	2	0	--	0	4
2015-16	3	1	2	--	1	3	2	1	1	--	1	3	1	0	1	--	0	0
2019-20	2	2	0	--	0	4	2	2	0	--	0	4						
2020-21	8	5	3	--	0	10	4	2	2	--	0	4	4	3	1	--	0	6
2021-22	3	0	3	--	0	0	1	0	1	--	0	0	2	0	2	--	0	0
2022-23	3	2	1	--	0	4	2	1	1	--	0	2	1	1	0	--	0	2
2023-24	3	1	2	--	0	2	1	0	1	--	0	0	2	1	1	--	0	2
TOTALS	198	100	71	20	7	227	101	59	25	12	5	135	97	41	46	8	2	92

FLYERS STREAKS VS. BUFFALO			
	OVERALL	HOME	ROAD
CURRENT STREAK	1 game, 4/5/24 (0-1-0)	1 game, 4/5/24 (0-1-0)	1 game, 4/5/24 (1-0-0)
ALL-TIME WIN STREAK	8 games, 12/30/73-2/1/75 (8-0-0)	12 games, 3/30/72-2/20/77 (12-0-0)	4 games, 2x, last, 12/8/18-3/29/21 (4-0-0)
ALL-TIME POINT STREAK	14 games, 12/30/73-10/23/76 (12-0-2)	17 games, 10/22/70-2/20/77 (15-0-2)	9 games, 2/25/08-12/7/11 (7-0-2)
ALL-TIME WINLESS STREAK	6 games, 3x, last, 11/10/82-10/31/84 (0-5-1)	5 games, 12/11/83-3/27/86 (0-4-1)	8 games, 2/27/80-10/31/84 (0-5-3)
ALL-TIME LOSING STREAK	5 games, 3x, last, 3/31/21-4/17/22 (0-5-0)	3 games, 2/2/85-3/27/86 (0-3-0)	5 games, 3/8/81-1/11/84 (0-5-0)
LAST WIN	Nov. 3, 2023 (5-1)	Mar. 17, 2023 (5-2)	Nov. 3, 2023 (5-1)
LAST LOSS	Apr. 5, 2024 (4-2)	Nov. 1, 2023 (5-2)	Apr. 5, 2024 (4-2)



CALGARY FLAMES

FLYERS vs. CALGARY FLAMES

2023-24 Flyers Record: 1-1-0 (1-0-0 home, 0-1-0 road)

All-Time Flyers Record: 63-46-20 (39-16-9 home, 24-30-11 road)

Date	Opp.	Scoring By Period				Shots By Period				Power Plays	Penalties/ Minutes	Game-Winning Goal	Goaltender (Saves-Shots)	Attn.		
		1	2	3	OT	F	1	2	3						OT	T
12/31	CGY	0	1	3	-	4	11	10	12	-	33	0-2	4-8	Coleman	Markstrom (28-31)	18,723
	PHI	1	0	2	-	3	8	11	12	-	31	0-4	2-4		Ersson (29-32)	
1/6	PHI	0	2	1	-	3	9	24	9	-	42	1-6	9-29	Konecny	Hart (22-24)	19,715
	CGY	0	2	0	-	2	8	10	6	-	24	0-3	11-25		Markstrom (39-42)	
TOTALS		Scoring By Period				Shots By Period				Power Plays (%)	Penalties/ Minutes	Goaltenders (Record, Saves-Shots)				
1	2	3	OT	F	1	2	3	OT	T			Markstrom (1-1-0, 67-73)	Hart (1-0-0, 22-24); Ersson (0-1-0, 29-32)			
CGY	0	3	3	-	6	17	35	21	-	73	0-5 (0.0)	15-33				
PHI	1	2	3	-	6	19	20	18	-	57	1-10 (10.0)	11-33				

INDIVIDUAL SCORING:

FLYERS	GP	G	A	TP	+/-	PIM	PP	SH	CALGARY	GP	G	A	TP	+/-	PIM	PP	SH
Travis Konecny	2	1	2	3	2	2	0	1	Andrew Mangiapane	2	0	4	4	3	2	0	0
Morgan Frost	2	1	2	3	2	0	0	0	Blake Coleman	2	1	2	3	4	2	0	0
Egor Zamula	2	1	1	2	2	2	0	0	Nazem Kadri	2	1	1	2	1	0	0	0
Sean Couturier	2	1	0	1	1	0	1	0	Jonathan Huberdeau	2	1	1	2	-1	2	0	0
Rasmus Ristolainen	2	1	0	1	-1	0	0	0	Dennis Gilbert	1	1	1	2	0	0	0	0
Bobby Brink	2	1	0	1	2	0	0	0	Mikael Backlund	2	1	0	1	3	0	0	0
Cameron Atkinson	2	0	1	1	-1	0	0	0	MacKenzie Weegar	2	1	0	1	-1	4	0	0
Scott Laughton	2	0	1	1	-1	2	0	0	Martin Pospisil	2	0	1	1	1	2	0	0
Ryan Poehling	2	0	1	1	-2	0	0	0	Chris Tanev	2	0	0	0	0	0	0	0
Sean Walker	2	0	1	1	-1	2	0	0	Elias Lindholm	2	0	0	0	-3	11	0	0
Joel Farabee	2	0	1	1	-2	17	0	0	Jordan Oesterle	2	0	0	0	1	0	0	0
Cam York	2	0	1	1	-1	0	0	0	Noah Hanifin	2	0	0	0	1	4	0	0
Tyson Foerster	2	0	1	1	2	0	0	0	Rasmus Andersson	2	0	0	0	0	0	0	0
Nicolas Deslauriers	2	0	0	0	-1	0	0	0	A.J. Greer	2	0	0	0	0	2	0	0
Nick Seeler	2	0	0	0	-1	2	0	0	Dillon Dube	2	0	0	0	-1	0	0	0
Garnet Hathaway	2	0	0	0	-1	4	0	0	Adam Ruzicka	2	0	0	0	0	0	0	0
Travis Sanheim	2	0	0	0	-1	0	0	0	Nick DeSimone	1	0	0	0	1	0	0	0
Owen Tippett	2	0	0	0	-2	0	0	0	Yegor Sharangovich	2	0	0	0	-4	0	0	0
									Connor Zary	2	0	0	0	-1	2	0	0

2023-24 MATCHUPS

Sat.	10/12	Scotiabank Saddledome	10:00 P.M.
Tue.	3/4	Wells Fargo Center	7:00 P.M.

YEAR	OVERALL						HOME						ROAD					
	GP	W	L	T	OTL	PTS	GP	W	L	T	OTL	PTS	GP	W	L	T	OTL	PTS
1972-73	5	3	1	1	--	7	3	2	0	1	--	5	2	1	1	0	--	2
1973-74	6	2	2	2	--	6	3	1	2	0	--	2	3	1	0	2	--	4
1974-75	6	3	2	1	--	7	3	2	1	0	--	4	3	1	1	1	--	3
1975-76	6	4	1	1	--	9	3	3	0	0	--	6	3	1	1	1	--	3
1976-77	6	2	2	2	--	6	3	2	1	0	--	4	3	0	1	2	--	2
1977-78	6	4	1	1	--	9	3	3	0	0	--	6	3	1	1	1	--	3
1978-79	8	4	4	0	--	8	4	3	1	0	--	6	4	1	3	0	--	2
1979-80	4	2	2	0	--	4	2	2	0	0	--	4	2	0	2	0	--	0
1980-81	4	2	2	0	--	4	2	2	0	0	--	4	2	0	2	0	--	0
1981-82	3	3	0	0	--	6	1	1	0	0	--	2	2	2	0	0	--	4
1982-83	3	3	0	0	--	6	2	2	0	0	--	4	1	1	0	0	--	2
1983-84	3	2	1	0	--	4	1	1	0	0	--	2	2	1	1	0	--	2
1984-85	3	2	1	0	--	4	2	2	0	0	--	4	1	0	1	0	--	0
1985-86	3	2	1	0	--	4	1	1	0	0	--	2	2	1	1	0	--	2
1986-87	3	1	2	0	--	2	2	1	1	0	--	2	1	0	1	0	--	0
1987-88	3	0	3	0	--	0	1	0	1	0	--	0	2	0	2	0	--	0
1988-89	3	0	3	0	--	0	2	0	2	0	--	0	1	0	1	0	--	0
1989-90	3	1	1	1	--	3	1	0	1	0	--	0	2	1	0	1	--	3
1990-91	3	1	2	0	--	2	2	1	1	0	--	2	1	0	1	0	--	0
1991-92	3	2	1	0	--	4	1	1	0	0	--	2	2	1	1	0	--	2
1992-93	3	0	1	2	--	2	1	0	0	1	--	1	2*	0	1	1	--	1
1993-94	2	0	2	0	--	0	1	0	1	0	--	0	1	0	1	0	--	0
1994-95	Did Not Play						Did Not Play						Did Not Play					
1995-96	2	2	0	0	--	4	1	1	0	0	--	2	1	1	0	0	--	2
1996-97	2	1	1	0	--	2	1	0	1	0	--	0	1	1	0	0	--	2
1997-98	2	1	1	0	--	2	1	1	0	0	--	2	1	0	1	0	--	0
1998-99	2	1	0	1	--	3	1	0	0	1	--	1	1	1	0	0	--	2
1999-00	1	1	0	0	0	2	Did Not Play						1	1	0	0	0	2
2000-01	2	1	1	0	0	2	1	1	0	0	0	2	1	0	1	0	0	0
2001-02	1	0	1	0	0	0	1	0	1	0	0	0	Did Not Play					
2002-03	1	1	0	0	0	2	Did Not Play						1	1	0	0	0	2
2003-04	1	0	0	0	1	1	1	0	0	1	0	1	Did Not Play					
2005-06	1	1	0	--	0	2	1	1	0	--	0	2	Did Not Play					
2006-07	Did Not Play						Did Not Play						Did Not Play					
2007-08	1	1	0	--	0	2	Did Not Play						1	1	0	--	0	2
2008-09	1	0	1	--	0	0	1	0	1	--	0	0	Did Not Play					
2009-10	1	1	0	--	0	2	Did Not Play						1	1	0	--	0	2
2010-11	1	0	0	--	1	1	1	0	0	--	1	1	Did Not Play					
2011-12	1	1	0	--	0	2	Did Not Play						1	1	0	--	0	2
2012-13	Did Not Play						Did Not Play						Did Not Play					
2013-14	2	2	0	--	0	4	1	1	0	--	0	2	1	1	0	--	0	2
2014-15	2	0	1	--	1	1	1	0	0	--	1	1	1	0	1	--	0	0
2015-16	2	1	0	--	1	3	1	1	0	--	0	2	1	0	0	--	1	1
2016-17	2	1	1	--	0	2	1	1	0	--	0	2	1	0	1	--	0	0
2017-18	2	1	0	--	1	3	1	0	0	--	1	1	1	1	0	--	0	2
2018-19	2	0	0	--	2	2	1	0	0	--	1	1	1	0	0	--	1	1
2019-20	2	0	1	--	1	1	1	0	0	--	1	2	1	0	1	--	0	0
2020-21	Did Not Play						Did Not Play						Did Not Play					
2021-22	2	1	1	--	0	2	1	1	0	--	0	2	1	0	1	--	0	2
2022-23	2	1	1	--	0	2	1	0	1	--	0	0	1	1	0	--	0	0
2023-24	2	1	1	--	0	2	1	1	0	--	0	2	1	0	1	--	0	0
TOTALS	129	63	46	12	8	146	64	39	16	3	6	87	65	24	30	9	2	59

FLYERS STREAKS VS. CALGARY

	OVERALL	HOME	AWAY
Current Streak	1 game, 1/6/24 (1-0-0)	1 game, 1/6/24 (1-0-0)	1 game, 12/31/23 (0-1-0)
All-Time Win Streak	8 games, 3/22/81-11/29/83 (8-0-0)	15 games, 2/4/79-12/11/86 (15-0-0)	5 games, 10/12/02-12/31/13 (5-0-0)
All-Time Point Streak	8 games, 3/22/81-11/29/83 (8-0-0)	15 games, 2/4/79-12/11/86 (15-0-0)	6 games, 1/3/73-12/13/74 (3-0-3)
All-Time Winless Streak	10 games, 2/16/87-1/2/90 (0-8-2)	6 games, 2/16/87-11/8/90 (0-4-2)	6 games, 2/27/86-1/2/90 (0-5-1)
All-Time Losing Streak	5 games, 2/16/87-3/3/88 (0-5-0)	2 games, 3x, last, 10/15/89-11/8/90 (0-2-0)	5 games, 2/27/86-2/27/89 (0-5-0)
Last Win	Jan. 6, 2024 (3-2)	Jan. 6, 2024 (3-2)	Feb. 20, 2023 (4-3)
Last Loss	Dec. 31, 2023 (4-3)	Nov. 21, 2022 (5-2)	Dec. 31, 2023 (4-3)



CAROLINA HURRICANES

FLYERS vs. CAROLINA HURRICANES

2022-23 Flyers Record: 1-2-1 (0-2-0 home, 1-0-1 road)

All-Time Flyers Record: 89-44-27 (48-19-13 home, 41-25-14 road)

Date	Opp.	Scoring By Period					Shots By Period					Power Plays	Penalties/Minutes	Game-Winning Goal	Goaltender (Saves-Shots)	Attn.
		1	2	3	OT	F	1	2	3	OT	T					
10/30	PHI	2	0	0	--	2	7	9	12	--	28	0-5	1-2		Andersen (26-28)	
*15,569	CAR	1	1	1	--	3	8	10	2	--	32	1-1	5-10	Teravainen	Hart (31-33)	
11/15	CAR	0	1	0	--	1	9	11	12	--	32	0-3	1-2		Hart (31-32)	
	PHI	2	1	0	--	3	12	7	5	--	24	0-1	3-6	Konecny	Kochetkov (21-24)	18,700
11/28	PHI	0	1	0	--	1	9	12	8	--	29	0-2	2-4		Hart (32-35)	
	CAR	1	1	2	--	4	11	17	8	--	36	0-2	2-4	Lemieux	Kochetkov (28-29)	17,885
3/21	CAR	0	2	0	1	3	9	14	7	3	33	0-2	3-6	Jarvis (OT)	Andersen (30-32)	
	PHI	0	1	1	0	2	8	8	16	0	32	0-3	1-4		Ersson (30-33)	*18,700
TOTALS		Scoring By Period					Shots By Period					Power Plays (%)	Penalties/Minutes	Goaltenders (Record, Saves-Shots)		
	CAR	2	5	3	1	11	37	52	29	3	121	1-8 (12.5)	11-22		Andersen (2-0-0, 56-60)	
	PHI	4	3	1	0	8	36	36	41	0	113	0-11 (0.0)	8-16		Kochetkov (1-1-0, 49-53)	
															Hart (1-2-0, 94-100)	
															Ersson (0-0-1, 30-33)	

INDIVIDUAL SCORING:

FLYERS	GP	G	A	TP	+/-	PIM	PP	SH	CAROLINA	GP	G	A	TP	+/-	PIM	PP	SH
Travis Konecny	4	3	0	3	2	0	0	0	Michael Bunting	3	2	2	4	1	0	1	0
Owen Tippett	4	2	1	3	2	0	0	0	Stefan Noesen	4	2	1	3	2	0	0	0
Scott Laughton	4	1	2	3	-2	2	0	0	Dmitry Orlov	4	0	3	3	3	0	0	0
Sean Couturier	3	0	2	2	2	0	0	0	Sebastian Aho	4	0	3	3	3	0	0	0
Morgan Frost	4	0	2	2	1	2	0	0	Seth Jarvis	4	2	0	2	4	0	0	0
Garnet Hathaway	4	1	0	1	-2	0	0	0	Teuvo Teravainen	3	1	1	2	2	0	0	0
Ryan Poehling	3	1	0	1	0	0	0	0	Jesper Kotkaniemi	4	1	1	2	-2	0	0	0
Nicolas Deslauriers	4	0	1	1	-2	0	0	0	Jordan Martinook	4	1	0	1	-2	2	0	0
Nick Seeler	3	0	1	1	2	4	0	0	Brendan Lemieux	2	1	0	1	1	0	0	0
Louie Belpedio	2	0	1	1	1	0	0	0	Jalen Chatfield	3	1	0	1	3	0	0	0
Sean Walker	3	0	1	1	0	0	0	0	Brent Burns	4	0	1	1	1	0	0	0
Joel Farabee	4	0	1	1	-2	0	0	0	Jesper Fast	3	0	1	1	0	0	0	0
Bobby Brink	3	0	1	1	-3	2	0	0	Brett Pesce	3	0	1	1	0	0	0	0
Tyson Foerster	4	0	1	1	0	0	0	0	Tony DeAngelo	3	0	1	1	-1	0	0	0
Marc Staal	1	0	0	0	0	0	0	0	Martin Necas	4	0	1	1	-3	0	0	0
Erik Johnson	1	0	0	0	1	0	0	0	Andrei Svechnikov	3	0	1	1	-2	6	0	0
Cameron Atkinson	3	0	0	0	0	0	0	0	Jack Drury	3	0	1	1	2	0	0	0
Rasmus Ristolainen	1	0	0	0	0	0	0	0	Jordan Staal	4	0	0	0	-2	6	0	0
Travis Sanheim	4	0	0	0	-5	2	0	0	Evgeny Kuznetsov	1	0	0	0	-1	0	0	0
Noah Cates	3	0	0	0	-2	0	0	0	Brady Skjei	4	0	0	0	-3	4	0	0
Olle Lycksell	1	0	0	0	0	0	0	0	Jaccob Slavin	4	0	0	0	0	0	0	0
Adam Ginning	1	0	0	0	1	0	0	0	Jake Guentzel	1	0	0	0	2	0	0	0
Egor Zamula	3	0	0	0	1	2	0	0									
Ronnie Attard	1	0	0	0	1	0	0	0									
Cam York	4	0	0	0	-5	2	0	0									

2023-24 MATCHUPS

Tue.	11/5	PNC Arena	7:00 P.M.
Wed.	11/20	Wells Fargo Center	7:30 P.M.
Sat.	3/15	Wells Fargo Center	7:00 P.M.

CAROLINA HURRICANES



YEAR	OVERALL						HOME						ROAD					
	GP	W	L	T	OTL	PTS	GP	W	L	T	OTL	PTS	GP	W	L	T	OTL	PTS
1979-80	4	2	0	2	--	6	2	2	0	0	--	4	2*	0	0	2	--	2
1980-81	4	3	0	1	--	7	2	1	0	1	--	3	2	2	0	0	--	4
1981-82	3	3	0	0	--	6	2	2	0	0	--	4	1	1	0	0	--	2
1982-83	3	2	1	0	--	4	1	1	0	0	--	2	2	1	1	0	--	2
1983-84	3	1	2	0	--	2	2	1	1	0	--	2	1	0	1	0	--	0
1984-85	3	2	0	1	--	5	1	1	0	0	--	2	2	1	0	1	--	3
1985-86	3	3	0	0	--	6	2	2	0	0	--	4	1	1	0	0	--	2
1986-87	3	1	2	0	--	2	1	0	1	0	--	0	2	1	1	0	--	2
1987-88	3	2	1	0	--	4	2	2	0	0	--	4	1	0	1	0	--	0
1988-89	3	1	1	1	--	3	1	1	0	0	--	2	2	0	1	1	--	1
1989-90	3	1	2	0	--	2	2	1	1	0	--	2	1	0	1	0	--	0
1990-91	3	0	3	0	--	0	1	0	1	0	--	0	2	0	2	0	--	0
1991-92	3	0	3	0	--	0	2	0	2	0	--	0	1	0	1	0	--	0
1992-93	3	3	0	0	--	6	1	1	0	0	--	2	2	2	0	0	--	4
1993-94	4	3	1	0	--	6	2	1	1	0	--	2	2	2	0	0	--	4
1994-95	3	2	1	0	--	4	1	1	0	0	--	2	2	1	1	0	--	2
1995-96	4	3	0	1	--	7	2	2	0	0	--	4	2	1	0	1	--	3
1996-97	4	3	0	1	--	7	2	1	0	1	--	3	2	2	0	0	--	4
1997-98	4	2	1	1	--	5	2	1	1	0	--	2	2	1	0	1	--	3
1998-99	4	2	0	2	--	6	2	1	0	1	--	3	2	1	0	1	--	3
1999-00	4	2	2	0	0	4	2	1	1	0	0	2	2	1	1	0	0	2
2000-01	4	3	1	0	0	6	2	2	0	0	0	4	2	1	1	0	0	2
2001-02	4	3	1	0	0	6	2	2	0	0	0	4	2	1	1	0	0	2
2002-03	4	2	0	2	0	6	2	1	0	1	0	3	2	1	0	1	0	3
2003-04	4	2	0	2	0	6	2	1	0	1	0	3	2	1	0	1	0	3
2005-06	4	2	1	--	1	5	2	1	0	--	1	3	2	1	1	--	0	2
2006-07	4	2	1	--	1	5	2	1	1	--	0	2	2	1	0	--	1	3
2007-08	4	3	0	--	1	7	2	1	0	--	1	3	2	2	0	--	0	4
2008-09	4	3	0	--	1	7	2	1	0	--	1	3	2	2	0	--	0	4
2009-10	4	4	0	--	0	8	2	2	0	--	0	4	2	2	0	--	0	4
2010-11	4	3	1	--	0	6	2	2	0	--	0	4	2	1	1	--	0	2
2011-12	4	3	1	--	0	6	2	1	1	--	0	2	2	2	0	--	0	4
2012-13	3	3	0	--	0	6	2	2	0	--	0	4	1	1	0	--	0	2
2013-14	4	0	2	--	2	2	2	0	1	--	1	1	2	0	1	--	1	1
2014-15	5	1	3	--	1	3	2	1	1	--	0	2	3	0	2	--	1	1
2015-16	4	3	1	--	0	6	2	2	0	--	0	4	2	1	1	--	0	2
2016-17	5	3	1	--	1	7	3	2	0	--	1	5	2	1	1	--	0	2
2017-18	4	3	1	--	0	6	2	1	1	--	0	2	2	2	0	--	0	4
2018-19	4	0	4	--	0	0	2	0	2	--	0	0	2	0	2	--	0	0
2019-20	4	3	0	--	1	7	2	2	0	--	0	4	2	1	0	--	1	3
2020-21	Did Not Play						Did Not Play						Did Not Play					
2021-22	4	1	2	--	1	3	2	0	1	--	1	1	2	1	1	--	0	2
2022-23	4	0	2	--	2	2	2	0	0	--	2	2	2	0	2	--	0	0
2023-24	4	1	2	--	1	3	2	0	2	--	0	0	2	1	0	--	1	3
TOTALS	160	89	44	14	13	205	80	48	19	5	8	109	80	41	25	9	5	96

FLYERS STREAKS VS. CAROLINA

	OVERALL	HOME	AWAY
Current Streak	2 games, 11/28/23-3/21/24 (0-1-1)	6 games, 11/26/21-3/21/24 (0-2-4)	1 game, 3/21/24 (0-0-1)
All-Time Win Streak	9 games, 12/6/08-2/11/10 (9-0-0)	6 games, 12/11/08-10/29/11 (6-0-0)	7 games, 11/21/07-11/11/10 (7-0-0)
All-Time Point Streak	18 games, 12/31/06-2/10/11 (15-0-3)	11 games, 11/11/99-3/8/06 (8-0-3)	10 games, 2x, last, 12/29/05-11/11/10 (9-0-1)
All-Time Winless Streak	7 games, 11/26/21-3/18/23 (0-4-3)	4 games, 11/26/21-3/18/23 (0-1-3)	8 games, 10/3/02-3/7/87 (0-7-1)
All-Time Losing Streak	5 games, 12/22/90-4/12/92 (0-5-0)	2 games, 2x, last, 1/31/9-4/6/19 (0-2-0)	4 games, 11/25/89-4/12/92 (0-4-0)
Last Win	Nov. 15, 2023 (3-1)	Mar. 5, 2020 (4-1)	Nov. 15, 2023 (3-1)
Last Loss	Mar. 21, 2024 (3-2 OT)	Nov. 28, 2023 (4-1)	Mar. 21, 2024 (3-2 OT)



CHICAGO BLACKHAWKS

FLYERS vs. CHICAGO BLACKHAWKS

2022-23 Flyers Record: 1-1-0 (0-1-0 home, 1-0-0 road)

All-Time Flyers Record: 67-49-30 (46-17-11 home, 21-32-19 road)

Date	Opp.	Scoring By Period					Shots By Period				Power Plays	Penalties/ Minutes	Game-Winning Goal	Goaltender (Saves-Shots)	Attn.	
		1	2	3	OT	F	1	2	3	OT						T
2/21	CHI	1	0	0	--	1	7	8	7	--	22	0-2	1-5	Konecny	Soderblom (30-33)	18,245
	PHI	1	2	0	--	3	16	14	3	--	33	0-0	3-9		Ersson (21-22)	
3/30	PHI	0	1	0	--	1	7	13	11	--	31	0-3	5-21		Ersson (19-24)	*19,250
	CHI	2	1	2	--	5	9	9	6	--	24	1-3	5-13	Kurashev	Soderblom (30-31)	
TOTALS		Scoring By Period					Shots By Period				Power Plays	Penalties/ Minutes	Goaltenders (Record, Saves-Shots)			
		1	2	3	OT	F	1	2	3	OT			T			
		CHI	3	1	2	--	6	16	17	16	--	49	1-5 (20.0)	6-18	Soderblom (1-1-0, 60-64)	
		PHI	1	3	0	--	4	23	27	14	--	64	0-3 (0.0)	8-30	Ersson (1-1-0, 40-46)	

INDIVIDUAL SCORING:

FLYERS	GP	G	A	TP	+/-	PIM	PP	SH	CHICAGO	GP	G	A	TP	+/-	PIM	PP	SH
Garnet Hathaway	2	1	1	2	1	10	0	0	Joey Anderson	2	1	2	3	4	0	0	0
Travis Sanheim	2	1	0	1	0	0	0	0	Philipp Kurashev	2	1	1	2	-1	0	0	0
Travis Konecny	2	1	0	1	1	0	0	0	Lukas Reichel	1	1	1	2	2	0	0	0
Tyson Foerster	1	1	0	1	0	0	0	0	Nick Foligno	2	1	0	1	-1	0	1	0
Scott Laughton	2	0	1	1	1	9	0	0	Colin Blackwell	1	1	0	1	1	0	0	0
Ryan Poehling	2	0	1	1	1	0	0	0	MacKenzie Entwistle	2	1	0	1	0	0	0	0
Noah Cates	2	0	1	1	1	0	0	0	Tyler Johnson	2	0	1	1	-1	0	0	0
Joel Farabee	2	0	1	1	-2	0	0	0	Jarred Tinordi	2	0	1	1	0	2	0	0
Marc Staal	1	0	0	0	2	0	0	0	Andreas Athanasiou	1	0	1	1	2	0	0	0
Erik Johnson	1	0	0	0	-1	0	0	0	Alex Vlasic	2	0	1	1	0	0	0	0
Cameron Atkinson	1	0	0	0	-1	0	0	0	Wyatt Kaiser	1	0	1	1	2	0	0	0
Nicolas Deslauriers	1	0	0	0	1	0	0	0	Connor Bedard	2	0	1	1	-1	2	0	0
Nick Seeler	2	0	0	0	0	5	0	0	Jaycob Megna	2	0	0	0	1	2	0	0
Sean Couturier	2	0	0	0	-2	0	0	0	Jason Dickinson	2	0	0	0	1	0	0	0
Denis Gurianov	1	0	0	0	0	0	0	0	Seth Jones	2	0	0	0	0	0	0	0
Owen Tippett	2	0	0	0	-1	2	0	0	Ryan Donato	2	0	0	0	-1	7	0	0
Morgan Frost	2	0	0	0	-1	0	0	0	Anthony Beauvillier	1	0	0	0	-1	0	0	0
Sean Walker	1	0	0	0	1	0	0	0	Taylor Raddysh	2	0	0	0	-1	0	0	0
Adam Ginning	1	0	0	0	-1	0	0	0	Reese Johnson	1	0	0	0	-1	5	0	0
Egor Zamula	2	0	0	0	-2	2	0	0	Landon Slaggert	1	0	0	0	1	0	0	0
Cam York	2	0	0	0	-1	0	0	0	Isaak Phillips	1	0	0	0	-2	0	0	0
Bobby Brink	1	0	0	0	-2	0	0	0	Kevin Korchinski	2	0	0	0	1	0	0	0
Jamie Drysdale	1	0	0	0	0	0	0	0									

2023-24 MATCHUPS

Sat.		11/23	Wells Fargo Center	1:00 P.M.
Sun.		3/23	United Center	3:00 P.M.

CHICAGO BLACKHAWKS



YEAR	OVERALL						HOME						ROAD					
	GP	W	L	T	OTL	PTS	GP	W	L	T	OTL	PTS	GP	W	L	T	OTL	PTS
1967-68	4	1	3	0	--	2	2	1	1	0	--	2	2	0	2	0	--	0
1968-69	6	0	3	3	--	3	3	0	2	1	--	1	3	0	1	2	--	2
1969-70	6	0	4	2	--	2	3	0	3	0	--	0	3	0	1	2	--	2
1970-71	6	1	4	1	--	3	3	1	1	1	--	3	3	0	3	0	--	0
1971-72	6	2	3	1	--	5	3	2	1	0	--	4	3	0	2	1	--	1
1972-73	5	2	2	1	--	5	2	1	0	1	--	3	3	1	2	0	--	2
1973-74	5	2	2	1	--	5	3	2	1	0	--	4	2	0	1	1	--	1
1974-75	5	4	1	0	--	8	3	3	0	0	--	6	2	1	1	0	--	2
1975-76	5	2	1	2	--	6	2	1	0	1	--	3	3	1	1	1	--	3
1976-77	5	3	0	2	--	8	3	3	0	0	--	6	2	0	0	2	--	2
1977-78	5	2	2	1	--	5	2	2	0	0	--	4	3	0	2	1	--	1
1978-79	4	1	3	0	--	2	2	0	2	0	--	0	2	1	1	0	--	2
1979-80	4	2	0	2	--	6	2	1	0	1	--	3	2	1	0	1	--	3
1980-81	4	1	1	2	--	4	2	1	0	1	--	3	2	0	1	1	--	1
1981-82	3	1	1	1	--	3	1	0	0	1	--	1	2	1	1	0	--	2
1982-83	3	1	1	1	--	3	2	0	1	1	--	1	1	1	0	0	--	2
1983-84	3	1	0	2	--	4	1	1	0	0	--	2	2	0	0	2	--	2
1984-85	3	2	1	0	--	4	2	2	0	0	--	4	1	0	1	0	--	0
1985-86	3	2	0	1	--	5	1	1	0	0	--	2	2	1	0	1	--	3
1986-87	3	2	0	1	--	5	2	2	0	0	--	4	1	0	0	1	--	1
1987-88	3	0	3	0	--	0	1	0	1	0	--	0	2	0	2	0	--	0
1988-89	3	3	0	0	--	6	2	2	0	0	--	4	1	1	0	0	--	2
1989-90	3	0	3	0	--	0	1	0	1	0	--	0	2	0	2	0	--	0
1990-91	3	2	1	0	--	4	2	1	1	0	--	2	1	1	0	0	--	2
1991-92	3	0	0	3	--	3	2	0	0	2	--	2	1	0	0	1	--	1
1992-93	2	1	0	1	--	3	1	1	0	0	--	2	1	0	0	1	--	1
1993-94	2	1	0	1	--	3	1	0	0	1	--	1	1	1	0	0	--	2
1994-95	Did Not Play						Did Not Play						Did Not Play					
1995-96	2	1	1	0	--	2	1	1	0	0	--	2	1	0	1	0	--	0
1996-97	2	0	1	1	--	1	1	0	1	0	--	0	1	0	0	1	--	1
1997-98	2	2	0	0	--	4	1	1	0	0	--	2	1	1	0	0	--	2
1998-99	2	2	0	0	--	4	1	1	0	0	--	2	1	1	0	0	--	2
1999-00	1	1	0	0	0	2	1	1	0	0	0	2	Did Not Play					
2000-01	1	1	0	0	0	2	Did Not Play						1	1	0	0	0	2
2001-02	2	1	1	0	0	2	1	1	0	0	0	2	1	0	1	0	0	0
2002-03	2	2	0	0	0	4	1	1	0	0	0	2	1	1	0	0	0	2
2003-04	1	1	0	0	0	2	1	1	0	0	0	2	Did Not Play					
2005-06	1	1	0	--	0	2	Did Not Play						1	1	0	--	0	2
2006-07	1	1	0	--	0	2	1	1	0	--	0	2	Did Not Play					
2007-08	Did Not Play						Did Not Play						Did Not Play					
2008-09	1	0	1	--	0	0	Did Not Play						1	0	1	--	0	0
2009-10	1	1	0	--	0	2	1	1	0	--	0	2	Did Not Play					
2010-11	1	1	0	--	0	2	Did Not Play						1	1	0	--	0	2
2011-12	1	1	0	--	0	2	1	1	0	--	0	2	Did Not Play					
2012-13	Did Not Play						Did Not Play						Did Not Play					
2013-14	2	1	1	0	0	2	1	1	0	0	0	2	1	0	1	0	0	0
2014-15	2	1	1	--	0	2	1	1	0	--	0	2	1	0	1	--	0	0
2015-16	2	2	0	--	0	4	1	1	0	--	0	2	1	1	0	--	0	2
2016-17	2	1	1	--	0	2	1	1	0	--	0	2	1	0	1	--	0	0
2017-18	2	1	1	--	0	2	1	1	0	--	0	2	1	0	1	--	0	0
2018-19	2	2	0	--	0	4	1	1	0	--	0	2	1	1	0	--	0	2
2019-20	2	2	0	--	0	4	1	1	0	--	0	2	1	1	0	--	0	2
2020-21	Did Not Play						Did Not Play						Did Not Play					
2021-22	2	1	1	--	0	2	1	1	0	--	0	2	1	0	1	--	0	0
2022-23	2	1	1	--	0	2	1	0	1	--	0	0	1	1	0	--	0	2
2023-24	2	1	1	--	0	2	1	0	1	--	0	0	1	1	0	--	0	2
TOTALS	148	68	50	30	0	166	75	46	18	11	0	103	73	22	32	19	0	63

FLYERS STREAKS VS. CHICAGO

	OVERALL	HOME	AWAY
Current Streak	1 game, 3/30/24 (0-1-0)	2 game, 1/19/23 - 3/30/24 (0-2-0)	2 game, 4/13/23 - 2/21/24 (2-0-0)
All-Time Win Streak	6 games, 3x, last, 11/9/17-3/5/22 (6-0-0)	17 games, 3/31/98-3/5/22 (17-0-0)	3 games, 12/12/97-1/25/01 (3-0-0)
All-Time Point Streak	9 games, 12/9/90-12/18/93 (4-0-5)	17 games, 3/31/98-3/5/22 (17-0-0)	4 games, 3x, last, 12/22/96-1/25/01 (3-0-1)
All-Time Winless Streak	16 games, 1/2/69-1/2/71 (0-10-6)	8 games, 1/2/69-1/2/71 (0-6-2)	15 games, 11/29/67-12/20/72 (0-10-5)
All-Time Losing Streak	5 games, 1/11/78-3/8/79 (0-5-0)	5 games, 1/30/69-3/8/70 (0-5-0)	5 games, 11/11/70-1/2/72 (0-5-0)
Last Win	Feb. 21, 2024 (3-1)	Mar. 5, 2022 (4-3)	Feb. 21, 2024 (3-1)
Last Loss	Mar. 30, 2024 (5-1)	Mar. 30, 2024 (5-1)	Apr. 25, 2022 (3-1)



COLORADO AVALANCHE

FLYERS vs. COLORADO AVALANCHE

2023-24 Flyers Record: 1-1-0 (0-1-0 home, 1-0-0 road)

All-Time Flyers Record: 44-32-20 (29-13-5 home, 15-19-15 road)

Date	Opp.	Scoring By Period				Shots By Period				Power Plays	Penalties/ Minutes	Game-Winning Goal	Goaltender (Saves-Shots)	Attn.		
		1	2	3	OT	F	1	2	3						OT	T
12/9	COL	1	1	0	-	2	13	15	10	-	38	0-2	1-2	Sanheim	Prosvetov (29-34)	18,119
	PHI	1	2	2	-	5	12	12	10	-	34	0-1	2-4	Hart (36-38)		
1/20	PHI	0	2	2	-	4	12	11	17	-	40	0-3	2-4	Mackinnon	Hart (10-15) Ersson (8-9)	
	COL	2	3	2	-	7	5	10	10	-	25	1-2	3-6	Georgiev (36-40)	*19,078	
TOTALS		Scoring By Period				Shots By Period				Power Plays (%)	Penalties/ Minutes	Goaltenders (Record, Saves-Shots)				
1	2	3	OT	F	1	2	3	OT	T							
COL	3	4	2	-	9	18	25	20	-	63	1-4 (25.0)	4-8	Georgiev (1-0-0, 36-40); Prosvetov (0-1-0, 29-34)			
PHI	1	4	4	-	9	24	23	27	-	74	0-4 (0.0)	4-8	Hart (1-1-0, 46-53); Ersson (0-0-0, 8-9)			

INDIVIDUAL SCORING:

FLYERS	GP	G	A	TP	+/-	PIM	PP	SH	COLORADO	GP	G	A	TP	+/-	PIM	PP	SH
Travis Konecny	2	3	0	3	1	2	0	0	Nathan MacKinnon	2	3	2	5	2	0	0	0
Cameron Atkinson	2	1	2	3	-1	0	0	0	Josh Manson	2	1	3	4	1	2	0	0
Owen Tippett	2	1	2	3	1	2	0	0	Logan O'Connor	2	3	0	3	4	0	0	0
Morgan Frost	2	0	3	3	2	0	0	0	Ross Colton	2	0	3	3	3	0	0	0
Joel Farabee	2	2	0	2	-1	0	0	0	Mikko Rantanen	2	2	0	2	1	0	1	0
Travis Sanheim	2	1	1	2	-2	2	0	0	Miles Wood	2	0	2	2	1	0	0	0
Tyson Foerster	2	1	1	2	1	0	0	0	Devon Toews	2	0	2	2	0	0	0	0
Bobby Brink	1	0	2	2	2	0	0	0	Ryan Johansen	2	0	1	1	-3	0	0	0
Sean Couturier	2	0	1	1	-2	0	0	0	Jonathan Drouin	2	0	1	1	2	2	0	0
Rasmus Ristolainen	2	0	1	1	0	0	0	0	Cale Makar	2	0	1	1	-1	0	0	0
Ryan Poehling	1	0	1	1	0	0	0	0	Joel Kiviranta	2	0	1	1	-4	2	0	0
Noah Cates	1	0	1	1	-1	0	0	0	Sam Malinski	2	0	1	1	1	0	0	0
Marc Staal	1	0	0	0	1	0	0	0	Jack Johnson	2	0	0	0	-1	0	0	0
Nicolas Deslauriers	1	0	0	0	0	0	0	0	Andrew Cogliano	2	0	0	0	-2	0	0	0
Nick Seeler	2	0	0	0	3	0	0	0	Tomas Tatar	1	0	0	0	-1	0	0	0
Scott Laughton	2	0	0	0	-1	2	0	0	Kurtis MacDermid	2	0	0	0	0	0	0	0
Garnet Hathaway	2	0	0	0	-1	0	0	0	Valeri Nichushkin	1	0	0	0	-1	0	0	0
Sean Walker	2	0	0	0	1	0	0	0	Fredrik Olofsson	1	0	0	0	-1	0	0	0
Egor Zamula	2	0	0	0	-1	0	0	0	Samuel Girard	1	0	0	0	0	0	0	0
Cam York	2	0	0	0	1	0	0	0	Bowen Byram	1	0	0	0	-1	0	0	0
Jamie Drysdale	1	0	0	0	-3	0	0	0	Jason Polin	1	0	0	0	0	2	0	0

2023-24 MATCHUPS

Mon.		11/18		Wells Fargo Center		7:00 P.M.
Sun.		2/2		Ball Arena		3:00 P.M.

YEAR	OVERALL						HOME						ROAD					
	GP	W	L	T	OTL	PTS	GP	W	L	T	OTL	PTS	GP	W	L	T	OTL	PTS
1979-80	4	3	0	1	--	7	2	2	0	0	--	4	2	1	0	1	--	3
1980-81	4	1	2	1	--	3	2	1	1	0	--	2	2	0	1	1	--	1
1981-82	3	1	1	1	--	3	1	1	0	0	--	2	2	0	1	1	--	1
1982-83	3	3	0	0	--	6	2	2	0	0	--	4	1	1	0	0	--	2
1983-84	3	2	0	1	--	5	1	1	0	0	--	2	2	1	0	1	--	3
1984-85	3	1	1	1	--	3	2	1	0	1	--	3	1	0	1	0	--	0
1985-86	3	1	1	1	--	3	1	0	1	0	--	0	2	1	0	1	--	3
1986-87	3	2	0	1	--	5	2	2	0	0	--	4	1	0	0	1	--	1
1987-88	3	2	0	1	--	5	1	0	0	1	--	1	2	2	0	0	--	4
1988-89	3	2	1	0	--	4	2	2	0	0	--	4	1	0	1	0	--	0
1989-90	3	1	1	1	--	3	1	1	0	0	--	2	2	0	1	1	--	1
1990-91	3	3	0	0	--	6	2	2	0	0	--	4	1	1	0	0	--	2
1991-92	3	3	0	0	--	6	2	2	0	0	--	4	1	1	0	0	--	2
1992-93	4	1	3	0	--	2	2	1	1	0	--	2	2	0	2	0	--	0
1993-94	4	3	1	0	--	6	2	2	0	0	--	4	2	1	1	0	--	2
1994-95	4	0	3	1	--	1	2	0	2	0	--	0	2	0	1	1	--	1
1995-96	2	0	1	1	--	1	1	0	1	0	--	0	1	0	0	1	--	1
1996-97	2	1	0	1	--	3	1	1	0	0	--	2	1	0	0	1	--	1
1997-98	2	0	2	0	--	0	1	0	1	0	--	0	1	0	1	0	--	0
1998-99	2	0	1	1	--	1	1	0	1	0	--	0	1	0	0	1	--	1
1999-00	2	1	1	0	0	2	1	1	0	0	0	2	1	0	1	0	0	0
2000-01	1	0	0	1	0	1	Did Not Play						1	0	0	1	0	1
2001-02	2	1	1	0	0	2	1	0	1	0	0	0	1	1	0	0	0	2
2002-03	2	1	0	0	1	3	1	0	0	0	1	1	1	1	0	0	0	2
2003-04	1	0	0	0	1	1	Did Not Play						1	0	0	0	1	1
2005-06	1	0	0	--	1	1	1	0	0	--	1	1	Did Not Play					
2006-07	Did Not Play						Did Not Play						Did Not Play					
2007-08	1	0	1	--	0	0	Did Not Play						1	0	1	--	0	0
2008-09	2	1	1	--	0	2	1	1	0	--	0	2	1	0	1	--	0	0
2009-10	1	0	1	--	0	0	Did Not Play						1	0	--	0	0	0
2010-11	1	1	0	--	0	2	1	1	0	--	0	2	Did Not Play					
2011-12	1	0	0	--	1	1	Did Not Play						1	0	0	--	1	1
2012-13	Did Not Play						Did Not Play						Did Not Play					
2013-14	2	1	1	--	0	2	1	1	0	--	0	2	1	0	1	--	0	0
2014-15	2	1	0	--	1	3	1	1	0	--	0	2	1	0	0	--	1	1
2015-16	2	1	1	--	0	2	1	0	1	--	0	0	1	1	0	--	0	2
2016-17	2	2	0	--	0	4	1	1	0	--	0	2	1	1	0	--	0	2
2017-18	2	1	0	--	1	3	1	0	0	--	1	1	1	1	0	--	0	2
2018-19	2	0	2	--	0	0	1	0	1	--	0	0	1	0	1	--	0	0
2019-20	2	1	1	--	0	2	1	1	0	--	0	2	1	0	1	--	0	0
2020-21	Did Not Play						Did Not Play						Did Not Play					
2021-22	2	0	2	--	0	0	1	0	1	--	0	0	1	0	1	--	0	0
2022-23	2	1	1	--	0	2	1	1	0	--	0	2	1	0	1	--	0	0
2023-24	2	1	1	--	0	2	1	0	1	--	0	0	1	1	0	--	0	2
TOTALS	96	44	32	14	6	108	47	29	13	2	3	63	49	15	19	12	3	45

FLYERS STREAKS VS. COLORADO

	OVERALL	HOME	AWAY
CURRENT STREAK	1 game, 1/20/24 (0-1-0)	1 game, 1/20/24 (0-1-0)	1 game, 12/9/23 (1-0-0)
ALL-TIME WIN STREAK	6 games, 10/18/90-2/13/92 (6-0-0)	8 games, 10/20/88-12/3/92 (8-0-0)	3 games, 3/24/16-3/28/18 (3-0-0)
ALL-TIME POINT STREAK	9 games, 11/2/85-10/20/88 (6-0-3)	11 games, 12/3/92-10/30/86 (10-0-1)	5 games, 11/2/85-4/2/88 (3-0-2)
ALL-TIME WINLESS STREAK	8 games, 1/25/94-1/4/97 (0-5-3)	3 games, 2x, last, 3/16/02-1/14/06 (0-2-1)	9 games, 1/25/94-12/13/00 (0-4-5)
ALL-TIME LOSING STREAK	4 games, 1/25/94-2/16/95 (0-4-0)	3 games, 1/21/95-2/11/96 (0-3-0)	4 games, 10/6/18-12/13/22 (0-4-0)
LAST WIN	Dec. 9, 2023 (5-2)	Dec. 5, 2022 (5-3)	Dec. 9, 2023 (5-2)
LAST LOSS	Jan. 20, 2024 (7-4)	Jan. 20, 2024 (7-4)	Dec. 13, 2022 (3-2)



COLUMBUS BLUE JACKETS

FLYERS vs. COLUMBUS BLUE JACKETS

2023-24 Flyers Record: 2-1-1 (1-0-1 home, 1-1-0 road)

All-Time Flyers Record: 21-17-13 (14-9-3 home, 7-8-10 road)

Date	Opp.	Scoring By Period					Shots By Period					Power Plays	Penalties/ Minutes	Game-Winning Goal	Goaltender (Saves-Shots)	Attn.
		1	2	3	OT	F	1	2	3	OT	T					
10/12	CBJ	1	0	1	-	2	15	9	9	-	33	0-4	4-8	Akinson	Merzlinkins (33-35)	18,614
	PHI	2	0	2	-	4	13	14	10	-	37	0-3	5-10	Hart (31-33)		
11/19	PHI	1	2	2	-	5	12	11	4	-	27	1-4	7-17	Poehling	Ersson (20-22)	*17,416
	CBJ	1	1	0	-	2	9	7	6	-	22	0-5	6-15	Martin (22-26)		
1/4	PHI	1	0	1	0	2	14	13	13	1	41	0-4	5-10	Ersson (26-28)	*17,510	
	CBJ	0	0	2	0	3	6	8	12	2	28	0-5	4-8	Tarasov (39-41)		
4/6	CBJ	2	2	2	-	6	14	13	6	-	33	1-3	2-4	Severson	Greaves (37-39)	18,323
	PHI	0	1	1	-	2	10	15	14	-	39	0-2	3-6	Ersson (27-33)		
TOTALS		Scoring By Period					Shots By Period					Power Plays	Penalties/ Minutes	Goaltenders (Record, Saves-Shots)		
		1	2	3	OT	F	1	2	3	OT	T					
CBJ		4	4	5	0	13	44	37	33	2	116	1-17 (5.88)	16-35	Martin (0-1-0, 22-26); Merzlikins (0-1-0, 33-35); Tarasov (1-0-0, 39-41); Greaves (1-0-0, 37-39)		
PHI		4	3	6	0	13	49	53	41	1	144	1-13 (7.7)	20-43	Hart (1-0-0, 31-33); Ersson (1-1-1, 73-83)		

INDIVIDUAL SCORING:

FLYERS	GP	G	A	TP	+/-	PIM	PP	SH	COLUMBUS	GP	G	A	TP	+/-	PIM	PP	SH
Travis Konecny	4	5	0	5	1	4	0	0	Damon Severson	4	3	0	3	0	2	0	0
Joel Farabee	4	2	3	5	2	0	0	0	Zach Werenski	3	2	1	3	-2	0	1	0
Ryan Poehling	4	1	2	3	3	0	0	1	Jake Bean	3	2	0	2	1	0	0	0
Sean Couturier	3	0	3	3	5	2	0	0	Erik Gudbranson	4	1	1	2	-2	2	0	0
Cam York	4	1	1	2	1	2	0	0	Boone Jenner	2	1	1	2	-1	0	0	0
Scott Laughton	4	0	2	2	-2	6	0	0	Alexandre Texier	4	1	1	2	0	2	0	0
Garnet Hathaway	4	0	2	2	0	2	0	0	Johnny Gaudreau	4	0	2	2	-2	2	0	0
Sean Walker	3	0	2	2	-2	2	0	0	Kirill Marchenko	4	0	2	2	-4	4	0	0
Cameron Atkinson	3	1	0	1	-1	0	0	0	Adam Fantilli	3	0	2	2	-1	0	0	0
Olle Lycksell	1	1	0	1	1	0	0	0	Patrik Laine	1	1	0	1	-2	0	0	0
Adam Ginning	1	1	0	1	0	0	0	0	Nick Blankenburg	1	1	0	1	1	4	0	0
Bobby Brink	4	1	0	1	2	2	1	0	Sean Kuraly	2	0	1	1	0	0	0	0
Travis Sanheim	4	0	1	1	0	4	0	0	John (Jack) Roslovic	2	0	1	1	0	0	0	0
Louie Belpedio	1	0	1	1	2	0	0	0	Ivan Provorov	4	0	1	1	1	0	0	0
Noah Cates	3	0	1	1	-1	0	0	0	Alex Nylander	1	0	1	1	1	0	0	0
Egor Zamula	3	0	1	1	3	0	0	0	Mathieu Olivier	3	0	1	1	2	11	0	0
Ronnie Attard	1	0	1	1	0	0	0	0	Justin Danforth	4	0	1	1	3	2	0	0
Marc Staal	2	0	0	0	0	4	0	0	Carson Meyer	1	0	1	1	1	0	0	0
Nicolas Deslauriers	3	0	0	0	0	9	0	0	Jake Christiansen	1	0	1	1	1	0	0	0
Nick Seeler	4	0	0	0	0	0	0	0	Dmitri Voronkov	3	0	1	1	-3	0	0	0
Rasmus Ristolainen	1	0	0	0	0	0	0	0	Mikael Pyhtia	1	0	1	1	1	0	0	0
Rhett Gardner	1	0	0	0	0	0	0	0	James Malatesta	1	0	1	1	1	0	0	0
Owen Tippett	4	0	0	0	-4	0	0	0	David Jiricek	3	0	1	1	2	0	0	0
Morgan Frost	2	0	0	0	-2	0	0	0	Brendan Gaunce	1	0	0	0	1	0	0	0
Jamie Drysdale	1	0	0	0	-2	0	0	0	Andrew Peeke	1	0	0	0	-1	0	0	0
Tyson Foerster	3	0	0	0	-3	2	0	0	Emil Bemstrom	2	0	0	0	1	2	0	0
									Eric Robinson	1	0	0	0	-1	0	0	0
									Adam Boqvist	1	0	0	0	-1	0	0	0
									Yegor Chinakhov	2	0	0	0	-2	2	0	0
									Kent Johnson	1	0	0	0	1	0	0	0
									Cole Sillinger	4	0	0	0	-2	2	0	0

COLUMBUS BLUE JACKETS

**PHILADELPHIA
FLYERS**

2023-24 MATCHUPS

Tue.	12/10	Nationwide Arena	7:00 P.M.
Sat	12/21	Wells Fargo Center	7:00 P.M.
Tue.	1/14	Nationwide Arena	7:00 P.M.
Tue.	4/15	Wells Fargo Center	7:00 P.M.

YEAR	OVERALL						HOME						ROAD						
	GP	W	L	T	OTL	PTS	GP	W	L	T	OTL	PTS	GP	W	L	T	OTL	PTS	
2000-01	1	1	0	0	0	2	Did Not Play						1	1	0	0	0	0	2
2001-02	2	0	0	2	0	2	1	0	0	1	0	1	1	0	0	1	0	1	
2002-03	1	1	0	0	0	2	1	1	0	0	0	2	Did Not Play						
2003-04	1	0	0	1	0	1	Did Not Play						1	0	0	1	0	1	
2005-06	1	1	0	--	0	2	Did Not Play						1	1	0	--	0	2	
2006-07	1	1	0	--	0	2	1	1	0	--	0	2	Did Not Play						
2007-08	Did Not Play						Did Not Play						Did Not Play						
2008-09	1	0	1	--	0	0	Did Not Play						1	0	1	--	0	0	
2009-10	1	1	0	--	0	2	1	1	0	--	0	2	Did Not Play						
2010-11	1	0	1	--	0	0	Did Not Play						1	0	1	--	0	0	
2011-12	1	1	0	--	0	2	1	1	0	--	0	2	Did Not Play						
2012-13	Did Not Play						Did Not Play						Did Not Play						
2013-14	4	1	3	--	0	2	2	1	1	--	0	2	2	0	2	--	0	0	
2014-15	5	1	2	--	2	4	3	1	2	--	0	2	2	0	0	--	2	2	
2015-16	4	1	1	--	2	4	2	1	1	--	0	2	2	0	0	--	2	2	
2016-17	4	1	2	--	1	3	2	1	1	--	0	2	2	0	1	--	1	1	
2017-18	4	2	1	--	1	5	2	1	1	--	0	2	2	1	0	--	1	3	
2018-19	4	0	2	--	2	2	2	0	1	--	1	1	2	0	1	--	1	1	
2019-20	4	4	0	--	0	8	2	2	0	--	0	4	2	2	0	--	0	4	
2020-21	Did Not Play						Did Not Play						Did Not Play						
2021-22	3	1	2	--	0	2	2	0	2	--	0	0	1	1	0	--	0	2	
2022-23	4	2	1	--	1	5	2	2	0	--	0	4	2	0	1	--	1	1	
TOTALS	47	19	16	3	9	50	24	13	9	1	1	28	23	6	7	2	8	22	

FLYERS STREAKS VS. COLUMBUS

	OVERALL	HOME	AWAY
Current Streak	3 games, 11/15/22-4/11/23 (2-0-1)	2 games, 12/20/22-4/11/23 (2-0-0)	2 games, 11/10/22-11/15/22 (0-1-1)
All-Time Win Streak	4 games, 10/26/19-2/20/20 (4-0-0)	5 games, 4/1/03-12/19/13 (5-0-0)	3 games, 11/27/19-4/7/22 (3-0-0)
All-Time Point Streak	7 games, 11/29/00-11/24/06 (4-0-3)	6 games, 10/6/01-12/19/13 (5-0-1)	5 games, 12/9/14-1/8/17 (0-0-5)
All-Time Winless Streak	5 games, 2x, last, 3/15/18-2/28/19 (0-3-2)	3 games, 3/15/18-12/22/18 (0-2-1)	11 games, 12/27/08-12/23/17 (0-5-6)
All-Time Losing Streak	4 games, 12/21/13-11/14/14 (0-4-0)	2 games, 3x, last, 1/20/22-4/5/22 (0-2-0)	4 games, 12/27/08-1/23/14 (0-4-0)
Last Win	Apr. 11, 2023 (4-3 OT)	Apr. 11, 2023 (4-3 OT)	Apr. 7, 2022 (4-1)
Last Loss	Nov. 15, 2022 (5-4 OT)	Apr. 5, 2022 (4-2)	Nov. 15, 2022 (5-4 OT)



DALLAS STARS

FLYERS vs. DALLAS STARS

2023-24 Flyers Record: 1-0-1 (1-0-0 home, 0-0-1 road)

All-Time Flyers Record: 77-49-34 (50-15-16 home, 27-34-18 road)

Date	Opp.	Scoring By Period					Shots By Period					Power Plays	Penalties/ Minutes	Game-Winning Goal	Goaltender (Saves-Shots)	Attn.
		1	2	3	OT	F	1	2	3	OT	T					
10/21	DAL	2	1	1	1	5	7	8	8	2	25	0-3	3-9	Pavelski (OT)	Wedgewood(36-40)	18,532
	PHI	2	0	2	0	4	15	14	10	1	40	0-1	6-23		Ersson (20-25)	
1/18	PHI	1	1	3	-	5	14	16	13	-	43	0-2	2-4	Tippett	Ersson (14-15)	18,024
	DAL	0	1	0	-	1	1	8	6	-	15	1-4	4-8		Oettinger (38-43)	
TOTALS		Scoring By Period					Shots By Period					Power Plays (%)	Penalties/ Minutes	Goaltenders (Record, Saves-Shots)		
1	2	3	OT	F	1	2	3	OT	T							
DAL	2	2	1	1	6	8	16	14	2	40	1-7 (14.3)	7-17	Oettinger (0-1-0, 38-43); Wedgewood (1-0-0, 36-40)			
PHI	3	1	5	0	9	29	30	23	1	83	0-3 (0.0)	8-27	Ersson (1-0-1, 34-40)			

INDIVIDUAL SCORING:

FLYERS	GP	G	A	TP	+/-	PIM	PP	SH	DALLAS	GP	G	A	TP	+/-	PIM	PP	SH
Travis Konecny	2	2	0	2	1	0	0	2	Wyatt Johnston	2	1	2	3	0	0	0	0
Owen Tippett	2	2	0	2	0	0	0	0	Tyler Seguin	2	2	0	2	0	0	0	0
Sean Walker	2	2	0	2	0	0	0	1	Joe Pavelski	2	1	1	2	-1	0	0	0
Scott Laughton	2	1	1	2	-1	0	0	0	Jamie Benn	2	1	1	2	-1	0	0	0
Joel Farabee	2	1	1	2	2	0	0	0	Roope Hintz	2	1	0	1	-1	0	0	0
Travis Sanheim	2	0	2	2	0	0	0	0	Ryan Suter	2	0	1	1	3	2	0	0
Morgan Frost	1	0	2	2	2	0	0	0	Matt Duchene	2	0	1	1	0	0	0	0
Noah Cates	2	0	2	2	2	0	0	0	Jason Robertson	2	0	1	1	-1	2	0	0
Cameron Atkinson	2	1	0	1	-3	0	1	0	Miro Heiskanen	1	0	1	1	0	0	0	0
Sean Couturier	2	0	1	1	-2	0	0	0	Evgenii Dadonov	2	0	0	0	-2	0	0	0
Egor Zamula	2	0	1	1	3	2	0	0	Craig Smith	2	0	0	0	-1	0	0	0
Bobby Brink	1	0	1	1	1	0	0	0	Jani Hakanpää	2	0	0	0	-2	7	0	0
Nicolas Deslauriers	1	0	0	0	0	0	0	0	Radek Faksa	2	0	0	0	-1	0	0	0
Nick Seeler	2	0	0	0	2	17	0	0	Esa Lindell	2	0	0	0	-1	0	0	0
Rasmus Ristolainen	1	0	0	0	1	0	0	0	Joel Hanley	1	0	0	0	-2	0	0	0
Garnet Hathaway	2	0	0	0	-1	0	0	0	Mason Marchment	2	0	0	0	2	2	0	0
Ryan Poehling	2	0	0	0	1	0	0	0	Sam Steel	2	0	0	0	-1	2	0	0
Cam York	2	0	0	0	-2	4	0	0	Nils Lundkvist	2	0	0	0	2	0	0	0
Emil Andrae	1	0	0	0	0	0	0	0	Thomas Harley	2	0	0	0	0	2	0	0
Jamie Drysdale	1	0	0	0	0	0	0	0									
Tyson Foerster	2	0	0	0	-1	4	0	0									

2023-24 MATCHUPS

Thu.	1/9	Wells Fargo Center	7:00 P.M.
Sat.	3/22	American Airlines Center	2:00 P.M.

YEAR	OVERALL						HOME						ROAD					
	GP	W	L	T	OTL	PTS	GP	W	L	T	OTL	PTS	GP	W	L	T	OTL	PTS
1967-68	10	6	3	1	--	13	5	3	2	0	--	6	5	3	1	1	--	7
1968-69	8	3	2	3	--	9	4	1	1	2	--	4	4	2	1	1	--	5
1969-70	8	4	3	1	--	9	4	3	1	0	--	6	4	1	2	1	--	3
1970-71	6	2	1	3	--	7	3	2	0	1	--	5	3	0	1	2	--	2
1971-72	6	1	3	2	--	4	3	1	1	1	--	3	3	0	2	1	--	1
1972-73	5	3	2	0	--	6	3	3	0	0	--	6	2	0	2	0	--	0
1973-74	6	4	0	2	--	10	3	2	0	1	--	5	3	2	0	1	--	5
1974-75	5	4	1	0	--	8	3	3	0	0	--	6	2	1	1	0	--	2
1975-76	5	3	0	2	--	8	2	2	0	0	--	4	3	1	0	2	--	4
1976-77	5	3	0	2	--	8	2	2	0	0	--	4	3	1	0	2	--	4
1977-78	5	3	2	0	--	6	3	1	2	0	--	2	2	2	0	0	--	4
1978-79	4	2	2	0	--	4	2	2	0	0	--	4	2	0	2	0	--	0
1979-80	4	3	1	0	--	6	2	2	0	0	--	4	2	1	1	0	--	2
1980-81	4	2	1	1	--	5	2	1	0	1	--	3	2	1	1	0	--	2
1981-82	3	1	1	1	--	3	2	1	0	1	--	3	1	0	1	0	--	0
1982-83	3	1	1	1	--	3	1	1	0	0	--	2	2	0	1	1	--	1
1983-84	3	0	1	2	--	2	2	0	0	2	--	2	1	0	1	0	--	0
1984-85	3	3	0	0	--	6	1	1	0	0	--	2	2	2	0	0	--	4
1985-86	3	2	0	1	--	5	2	1	0	1	--	3	1	1	0	0	--	2
1986-87	3	1	2	0	--	2	1	1	0	0	--	2	2	0	2	0	--	0
1987-88	3	2	1	0	--	4	2	1	1	0	--	2	1	1	0	0	--	2
1988-89	3	2	1	0	--	4	1	1	0	0	--	2	2	1	1	0	--	2
1989-90	3	2	1	0	--	4	2	2	0	0	--	4	1	0	1	0	--	0
1990-91	3	1	1	1	--	3	1	1	0	0	--	2	2	0	1	1	--	1
1991-92	3	3	0	0	--	6	1	1	0	0	--	2	2	2	0	0	--	4
1992-93	2	1	1	0	--	2	1	1	0	0	--	2	1	0	1	0	--	0
1993-94	2	0	2	0	--	0	1	0	1	0	--	0	1	0	1	0	--	0
1994-95	Did Not Play						Did Not Play						Did Not Play					
1995-96	2	1	0	1	--	3	1	1	0	0	--	2	1	0	0	1	--	1
1996-97	2	1	0	1	--	3	1	0	0	1	--	1	1	1	0	0	--	2
1997-98	2	0	1	1	--	1	1	0	0	1	--	1	1	0	1	0	--	0
1998-99	1	0	0	1	--	1	1	0	0	1	--	1	Did Not Play					
1999-00	2	0	1	1	0	1	1	0	0	1	0	1	1	0	1	0	0	0
2000-01	1	0	1	0	0	0	Did Not Play						1	0	1	0	0	0
2001-02	2	1	0	1	0	3	1	1	0	0	0	2	1	0	0	1	0	1
2002-03	1	0	0	1	0	1	1	0	0	1	0	1	Did Not Play					
2003-04	2	0	0	2	0	2	1	0	0	1	0	1	1	0	0	1	0	1
2005-06	Did Not Play						Did Not Play						Did Not Play					
2006-07	1	0	1	--	0	0	Did Not Play						1	0	1	--	0	0
2007-08	1	0	1	--	0	0	1	0	1	--	0	0	Did Not Play					
2008-09	1	1	0	--	0	0	1	1	0	--	0	0	Did Not Play					
2009-10	2	2	0	--	0	2	1	1	0	--	0	2	1	1	0	--	0	2
2010-11	2	2	0	--	0	4	1	1	0	--	0	2	1	1	0	--	0	2
2011-12	1	1	0	--	0	2	Did Not Play						1	1	0	--	0	2
2012-13	Did Not Play						Did Not Play						Did Not Play					
2013-14	2	1	1	--	0	2	1	1	0	--	0	2	1	0	1	--	0	0
2014-15	2	1	1	--	0	2	1	0	1	--	0	0	1	1	0	--	0	2
2015-16	2	0	2	--	0	0	1	0	1	--	0	0	1	0	1	--	0	0
2016-17	2	1	1	--	0	2	1	1	0	--	0	2	1	0	1	--	0	0
2017-18	2	1	0	--	1	3	1	1	0	--	0	2	1	0	0	--	1	1
2018-19	2	1	1	--	0	2	1	1	0	--	0	2	1	0	1	--	0	0
2019-20	1	0	1	--	0	0	1	0	1	--	0	0	Did Not Play					
2020-21	Did Not Play						Did Not Play						Did Not Play					
2021-22	2	0	2	--	0	0	1	0	1	--	0	0	1	0	1	--	0	0
2022-23	2	0	2	--	0	0	1	0	1	--	0	0	1	0	1	--	0	0
2023-24	2	1	0	--	1	3	1	1	0	--	0	2	1	0	0	--	1	1
TOTALS	160	77	49	32	2	188	81	50	15	16	0	116	79	27	34	16	2	72

FLYERS STREAKS VS. DALLAS

	OVERALL	HOME	AWAY
Current Streak	1 game 1/18/24 (5-1)	1 game 1/18/24 (5-1)	7 games, 12/11/15-10/21/23 (0-5-2)
All-Time Win Streak	6 games, 11/24/08-12/21/11 (6-0-0)	9 games, 4/7/74-12/29/77 (9-0-0)	3 games, 4x, last, 3/18/10-12/21/11 (3-0-0)
All-Time Point Streak	14 games, 3/5/75-12/29/77 (10-0-4)	16 games, 2x, last, 11/24/78-12/23/87 (11-0-5)	9 games, 3/5/75-3/25/78 (5-0-4)
All-Time Winless Streak	8 games, 1/21/97-11/23/01 (0-3-5)	4 games, 1/21/97-11/18/99 (0-0-4)	10 games, 3/4/70-1/5/74 (0-5-5)
All-Time Losing Streak	6 games, 4/2/19-4/6/23 (0-6-0)	3 games, 10/19/19-11/13/22 (0-3-0)	3 games, 5x, last, 4/2/19-4/6/23 (0-3-0)
Last Win	Jan. 18, 2024 (5-1)	Jan. 18, 2024 (5-1)	Oct. 18, 2014 (6-5 OT)
Last Loss	Oct. 21, 2023 (5-4 OT)	Nov. 13, 2022 (5-1)	Oct. 21, 2024 (5-4 OT)



DETROIT RED WINGS

FLYERS vs. DETROIT RED WINGS

2023-24 Flyers Record: 1-1-1 (1-0-0 home, 0-1-1 road)

All-Time Flyers Record: 75-54-24 (49-14-12 home, 26-40-12 road)

Date	Opp.	Scoring By Period					Shots By Period				Power Plays	Penalties/Minutes	Game-Winning Goal	Goaltender (Saves-Shots)	Attn.	
		1	2	3	OT	F	1	2	3	OT						T
12/16	PHI	1	0	0	-	1	13	10	11	-	34	0-3	3-6	York	Ersson (32-32)	*18,341
	DET	0	0	0	-	0	6	11	15	-	32	0-3	3-6	Husso (18-18)	Lyon (14-15)	
12/22	DET	5	0	1	0	7	13	9	9	6	37	1-3	6-15	Raymond (SO)	Reimer (37-43)	19,515
	PHI	1	2	3	0	6	11	14	14	4	43	0-2	10-47	Hart (31-37)		
1/25	DET	0	3	0	-	3	4	8	5	-	17	0-4	7-17	Larkin	Lyon (30-30)	19,515
	PHI	0	0	0	-	0	9	10	11	-	30	0-3	8-19	Ersson (14-17)		
TOTALS		Scoring By Period					Shots By Period				Power Plays (%)	Penalties/Minutes	Goaltenders (Record, Saves-Shots)			
		1	2	3	OT	F	1	2	3	OT			T			
DET		5	3	1	0	9	23	28	29	6	86	1-10 (10.0)	16-38	Husso (0-0-0, 18-18); Reimer (1-0-0, 37-43); Lyon (1-1-0, (44-45)		
PHI		2	2	3	0	7	33	34	36	4	107	0-8 (0.0)	21-72	Ersson (1-1-0, 46-49); Hart (0-0-1, 31-37)		

INDIVIDUAL SCORING:

FLYERS	GP	G	A	TP	+/-	PIM	PP	SH	DETROIT	GP	G	A	TP	+/-	PIM	PP	SH
Scott Laughton	3	1	1	2	2	6	0	0	Lucas Raymond	3	0	4	4	2	0	0	0
Cam York	3	1	1	2	1	0	0	0	Patrick Kane	2	2	1	3	0	0	0	0
Travis Sanheim	2	0	2	2	0	2	0	0	Dylan Larkin	2	2	1	3	3	0	0	0
Travis Konecny	3	0	2	2	0	0	0	0	Moritz Seider	3	1	2	3	2	2	0	0
Joel Farabee	3	0	2	2	-2	0	0	0	Alex DeBrincat	3	0	3	3	3	0	0	0
Egor Zamula	3	0	2	2	0	4	0	0	Jeff Petry	3	0	2	2	1	2	0	0
Tyson Foerster	3	0	2	2	-1	0	0	0	Shayne Gostisbehere	3	1	0	1	-1	8	0	0
Sean Couturier	3	1	0	1	0	0	0	0	Andrew Copp	3	1	0	1	0	0	0	1
Garnet Hathaway	3	1	0	1	1	16	0	0	J.T. Compher	3	1	0	1	-2	0	0	0
Owen Tippett	2	1	0	1	1	0	0	0	Daniel Sprong	3	1	0	1	-1	2	1	0
Morgan Frost	3	1	0	1	-1	0	0	0	Justin Holl	2	0	1	1	1	2	0	0
Bobby Brink	2	1	0	1	1	0	0	0	Michael Rasmussen	3	0	1	1	-1	0	0	0
Cameron Atkinson	3	0	1	1	-4	2	0	0	Joe Veleno	3	0	1	1	-1	0	0	0
Rasmus Ristolainen	2	0	1	1	0	0	0	0	David Perron	2	0	0	0	-1	0	0	0
Marc Staal	1	0	0	0	0	0	0	0	Ben Chiarot	2	0	0	0	-2	0	0	0
Nicolas Deslauriers	3	0	0	0	1	9	0	0	Olli Maatta	3	0	0	0	0	2	0	0
Nick Seeler	3	0	0	0	-2	27	0	0	Robby Fabbri	3	0	0	0	0	0	0	0
Ryan Poehling	3	0	0	0	-1	0	0	0	Jake Walman	2	0	0	0	1	0	0	0
Noah Cates	1	0	0	0	0	0	0	0	Christian Fischer	3	0	0	0	0	11	0	0
Olle Lycksell	1	0	0	0	0	2	0	0	Austin Czarnik	1	0	0	0	0	0	0	0
Sean Walker	3	0	0	0	-1	4	0	0	Klim Kostin	2	0	0	0	0	9	0	0
Jamie Drysdale	1	0	0	0	0	0	0	0									

2023-24 MATCHUPS

Thu.		12/12	Wells Fargo Center	7:00 P.M.
Wed.		12/18	Little Caesars Arena	7:00 P.M.
Tue.		1/25	Little Caesars Arena	7:00 P.M.

DETROIT RED WINGS



YEAR	OVERALL						HOME						ROAD					
	GP	W	L	T	OTL	PTS	GP	W	L	T	OTL	PTS	GP	W	L	T	OTL	PTS
1967-68	4	1	3	0	--	2	2	1	1	0	--	2	2	0	2	0	--	0
1968-69	6	1	3	2	--	4	3	1	2	0	--	2	3	0	1	2	--	2
1969-70	6	1	3	2	--	4	3	0	1	2	--	2	3	1	2	0	--	2
1970-71	6	2	3	1	--	5	3	1	1	1	--	3	3	1	2	0	--	2
1971-72	6	2	3	1	--	5	3	1	1	1	--	3	3	1	2	0	--	2
1972-73	5	1	3	1	--	3	2	1	0	1	--	3	3	0	3	0	--	0
1973-74	5	5	0	0	--	10	3	3	0	0	--	6	2	2	0	0	--	4
1974-75	4	2	1	1	--	5	2	2	0	0	--	4	2	0	1	1	--	1
1975-76	4	2	2	0	--	4	2	2	0	0	--	4	2	0	2	0	--	0
1976-77	4	3	1	0	--	6	2	2	0	0	--	4	2	1	1	0	--	2
1977-78	4	2	1	1	--	5	2	2	0	0	--	4	2	0	1	1	--	1
1978-79	4	2	0	2	--	6	2	1	0	1	--	3	2	1	0	1	--	3
1979-80	4	3	0	1	--	7	2	1	0	1	--	3	2	2	0	0	--	4
1980-81	4	3	1	0	--	6	2	2	0	0	--	4	2	1	1	0	--	2
1981-82	3	2	0	1	--	5	1	0	0	1	--	1	2	2	0	0	--	4
1982-83	3	3	0	0	--	6	2	2	0	0	--	4	1	1	0	0	--	2
1983-84	3	1	0	2	--	4	1	0	0	1	--	1	2	1	0	1	--	3
1984-85	3	2	0	1	--	5	2	2	0	0	--	4	1	0	0	1	--	1
1985-86	3	2	1	0	--	4	1	1	0	0	--	2	2	1	1	0	--	2
1986-87	3	2	1	0	--	4	2	1	1	0	--	2	1	1	0	0	--	2
1987-88	3	2	0	1	--	5	1	1	0	0	--	2	2	1	0	1	--	3
1988-89	3	1	2	0	--	2	2	0	2	0	--	0	1	1	0	0	--	2
1989-90	3	0	1	2	--	2	1	0	0	1	--	1	2	0	1	1	--	1
1990-91	3	1	2	0	--	2	2	1	1	0	--	2	1	0	1	0	--	0
1991-92	2	1	1	0	--	2	1	1	0	0	--	2	1	0	1	0	--	0
1992-93	3	0	2	1	--	1	2	0	1	1	--	1	1	0	1	0	--	0
1993-94	2	0	2	0	--	0	1	0	1	0	--	0	1	0	1	0	--	0
1994-95	Did Not Play						Did Not Play						Did Not Play					
1995-96	2	1	1	0	--	2	1	1	0	0	--	2	1	0	1	0	--	0
1996-97	2	0	1	1	--	1	1	0	1	0	--	0	1	0	0	1	--	1
1997-98	2	1	1	0	--	2	1	1	0	0	--	2	1	0	1	0	--	0
1998-99	2	1	1	0	--	2	1	1	0	0	--	2	1	0	1	0	--	0
1999-00	1	0	1	0	0	0	Did Not Play						1	0	1	0	0	0
2000-01	2	1	1	0	0	2	1	1	0	0	0	2	1	0	1	0	0	0
2001-02	1	0	1	0	0	0	Did Not Play						1	0	1	0	0	0
2002-03	1	1	0	0	0	2	1	1	0	0	0	2	Did Not Play					
2003-04	1	0	1	0	0	0	Did Not Play						1	0	1	0	0	0
2005-06	1	0	1	--	0	0	Did Not Play						1	0	1	--	0	0
2006-07	1	1	0	--	0	2	1	1	0	--	0	2	Did Not Play					
2007-08	Did Not Play						Did Not Play						Did Not Play					
2008-09	1	0	1	--	0	0	Did Not Play						1	0	1	--	0	0
2009-10	1	1	0	--	0	2	1	1	0	--	0	2	Did Not Play					
2010-11	1	1	0	--	0	2	Did Not Play						1	1	0	--	0	2
2011-12	2	1	1	--	0	2	1	1	0	--	0	2	1	0	1	--	0	0
2012-13	Did Not Play						Did Not Play						Did Not Play					
2013-14	3	2	1	--	0	4	1	1	0	--	0	2	2	1	1	--	0	2
2014-15	3	2	1	--	0	4	2	2	0	--	0	4	1	0	1	--	0	0
2015-16	3	2	1	--	0	4	1	1	0	--	0	2	2	1	1	--	0	2
2016-17	3	2	0	--	1	5	2	1	0	--	1	3	1	1	0	--	0	2
2017-18	3	2	0	--	1	5	1	1	0	--	0	2	2	1	0	--	1	3
2018-19	3	3	0	--	0	6	2	2	0	--	0	4	1	1	0	--	0	2
2019-20	2	2	0	--	0	4	1	1	0	--	0	2	1	1	0	--	0	2
2020-21	Did Not Play						Did Not Play						Did Not Play					
2021-22	3	0	3	--	0	0	1	0	1	--	0	0	2	0	2	--	0	0
2022-23	3	3	0	--	0	6	2	2	0	--	0	4	1	1	0	--	0	2
2023-24	3	1	1	--	1	3	1	1	0	--	0	2	2	0	1	--	1	1
TOTALS	153	75	54	21	3	174	75	49	14	11	1	110	78	26	40	10	2	64

FLYERS STREAKS VS. DETROIT			
		HOME	AWAY
Current Streak	2 games 12/22/23-1/25/24 (0-1-1)	3 games, 3/5/23-12/16/23 (3-0-0)	2 games, 12/22/23-1/25/24 (0-1-1)
All-Time Win Streak	6 games, 10/14/73-11/27/74 (6-0-0)	12 games, 2x, last, 3/14/98-11/2/16 (12-0-0)	4 games, 2/14/81-12/27/82 (4-0-0)
All-Time Point Streak	14 games, 2/14/81-3/28/85 (10-0-4)	29 games, 12/2/71-11/13/86 (23-0-6)	7 games, 2/14/81-1/16/85 (5-0-2)
All-Time Winless Streak	7 games, 2/4/69-1/29/70 (0-5-2)	5 games, 2/4/69-11/22/70 (0-3-2)	16 games, 11/1/89-3/17/09 (0-13-3)
All-Time Losing Streak	3 games, 5x, last, 2/9/22-3/22/22 (0-3-0)	2 games, 2x, last, 11/12/88-1/15/89 (0-2-0)	6 games, 2x, last, 10/16/99-3/17/09 (0-6-0)
Last Win	Dec. 16, 2023 (1-0)	Dec. 16, 2023 (1-0)	Jan. 21, 2023 (2-1)
Last Loss	Jan. 25, 2024 (3-0)	Feb. 9, 2022 (6-3)	Jan. 25, 2024 (3-0)



EDMONTON OILERS

FLYERS vs. EDMONTON OILERS

2023-24 Flyers Record: 1-1-0 (1-0-0 home, 0-1-0 road)

All-Time Flyers Record: 39-36-9 (28-13-2 home, 11-23-7 road)

Date	Opp.	Scoring By Period				Shots By Period				Power Plays	Penalties/ Minutes	Game-Winning Goal	Goaltender (Saves-Shots)	Attn.			
		1	2	3	OT	F	1	2	3						OT	T	
10/19	PHI	1	2	1	--	4	9	7	16	--	32	0-4	2-4	Atkinson	Hart (22-23)	17,590	
	EDM	0	1	0	--	1	7	12	4	--	23	0-2	4-8		Campbell (28-32)		
1/2	EDM	1	2	2	--	5	13	11	12	--	36	1-4	5-10		Skinner (35-37)	*18,347	
	PHI	0	2	0	--	2	11	14	12	--	37	0-4	4-8	Nugent-Hopkins	Hart (31-36)		
TOTALS		Scoring By Period				Shots By Period				Power Plays (%)	Penalties/ Minutes	Goaltenders (Record, Saves-Shots)					
	EDM	1	3	2	--	6	20	23	16	--	59	1-6(16.6)	9-18	Skinner (1-0-0, 35-37); Campbell (0-1-0, 28-32)			
	PHI	1	4	1	--	6	20	21	28	--	69	0-8 (0.0)	6-12	Hart (1-1-0, 53-59)			

INDIVIDUAL SCORING:

FLYERS	GP	G	A	TP	+/-	PIM	PP	SH	EDMONTON	GP	G	A	TP	+/-	PIM	PP	SH
Joel Farabee	2	1	2	3	2	0	0	0	Connor McDavid	2	1	5	6	2	2	0	0
Sean Couturier	2	0	3	3	4	0	0	0	Zach Hyman	2	2	2	4	0	0	0	0
Cameron Atkinson	2	2	0	2	2	4	0	0	Ryan Nugent-Hopkins	2	2	1	3	-2	2	1	0
Travis Konecny	2	1	1	2	0	2	0	0	Leon Draisaitl	2	1	1	2	-1	0	0	0
Owen Tippett	2	0	2	2	0	0	0	0	Cody Ceci	2	0	2	2	1	2	0	0
Marc Staal	2	1	0	1	1	0	0	0	Vincent Desharnais	2	0	1	1	-1	0	0	0
Sean Walker	2	1	0	1	-1	0	0	1	Evander Kane	2	0	0	0	-1	0	0	0
Travis Sanheim	2	0	1	1	0	0	0	0	Mattias Ekholm	2	0	0	0	-2	4	0	0
Bobby Brink	2	0	1	1	0	0	0	0	Brett Kulak	2	0	0	0	0	2	0	0
Nicolas Deslauriers	1	0	0	0	-1	0	0	0	Connor Brown	2	0	0	0	0	0	0	0
Nick Seeler	2	0	0	0	1	0	0	0	Mattias Janmark	2	0	0	0	0	2	0	0
Scott Laughton	2	0	0	0	-1	0	0	0	Adam Erne	2	0	0	0	0	0	0	0
Rasmus Ristolainen	1	0	0	0	2	0	0	0	Darnell Nurse	2	0	0	0	2	2	0	0
Garnet Hathaway	2	0	0	0	-1	0	0	0	Warren Foegele	2	0	0	0	0	2	0	0
Morgan Frost	1	0	0	0	-1	0	0	0	Derek Ryan	2	0	0	0	0	0	0	0
Ryan Poehling	2	0	0	0	-2	0	0	0	James Hamblin	1	0	0	0	0	0	0	0
Noah Cates	1	0	0	0	0	0	0	0	Ryan McLeod	2	0	0	0	0	0	0	0
Egor Zamula	1	0	0	0	0	2	0	0	Evan Bouchard	2	0	0	0	-1	0	0	0
Cam York	2	0	0	0	-1	2	0	0	Dylan Holloway	1	0	0	0	-1	0	0	0
Emil Andrae	1	0	0	0	0	0	0	0									
Tyson Foerster	2	0	0	0	0	2	0	0									

2023-24 MATCHUPS

Tue.		10/15	Rodgers Place	10:00 P.M.
Sat.		2/22	Wells Fargo Center	1:00 P.M.

YEAR	OVERALL						HOME						ROAD					
	GP	W	L	T	OTL	PTS	GP	W	L	T	OTL	PTS	GP	W	L	T	OTL	PTS
1979-80	4	3	0	1	--	7	2	2	0	0	--	4	2	1	0	1	--	3
1980-81	4	2	2	0	--	4	2	1	1	0	--	2	2	1	1	0	--	2
1981-82	3	1	2	0	--	2	1	1	0	0	--	2	2	0	2	0	--	0
1982-83	3	2	1	0	--	4	2	1	1	0	--	2	1	1	0	0	--	2
1983-84	3	2	0	1	--	5	1	1	0	0	--	2	2	1	0	1	--	3
1984-85	3	3	0	0	--	6	2	2	0	0	--	4	1	1	0	0	--	2
1985-86	3	1	2	0	--	2	1	1	0	0	--	2	2	0	2	0	--	0
1986-87	3	2	1	0	--	4	2	2	0	0	--	4	1	0	1	0	--	0
1987-88	3	1	2	0	--	2	1	1	0	0	--	2	2	0	2	0	--	0
1988-89	3	0	1	2	--	2	2	0	1	1	--	1	1	0	0	1	--	1
1989-90	3	1	2	0	--	2	1	1	0	0	--	2	2	0	2	0	--	0
1990-91	3	0	3	0	--	0	2	0	2	0	--	0	1	0	1	0	--	0
1991-92	3	2	1	0	--	4	2	2	0	0	--	4	1	0	1	0	--	0
1992-93	2	1	0	1	--	3	1	1	0	0	--	2	1	0	0	1	--	1
1993-94	2	0	2	0	--	0	1	0	1	0	--	0	1	0	1	0	--	0
1994-95	Did Not Play						Did Not Play						Did Not Play					
1995-96	2	1	1	0	--	2	1	1	0	0	--	2	1	0	1	0	--	0
1996-97	2	2	0	0	--	4	1	1	0	0	--	2	1	1	0	0	--	2
1997-98	2	2	0	0	--	4	1	1	0	0	--	2	1	1	0	0	--	2
1998-99	2	0	0	2	--	2	1	0	0	1	--	1	1	0	0	1	--	1
1999-00	1	0	1	0	0	0	1	0	1	0	0	0	Did Not Play					
2000-01	2	2	0	0	0	4	1	1	0	0	0	2	1	1	0	0	0	2
2001-02	1	0	1	0	0	0	1	0	1	0	0	0	Did Not Play					
2002-03	1	0	0	1	0	1	Did Not Play						1	0	0	1	0	1
2003-04	1	0	1	0	0	0	1	0	1	0	0	0	Did Not Play					
2005-06	1	0	1	--	0	0	1	0	1	--	0	0	Did Not Play					
2006-07	Did Not Play						Did Not Play						Did Not Play					
2007-08	1	0	1	--	0	0	Did Not Play						1	0	1	--	0	0
2008-09	1	0	1	--	0	0	1	0	1	--	0	0	Did Not Play					
2009-10	1	0	1	--	0	0	Did Not Play						1	0	1	--	0	0
2010-11	1	1	0	--	0	2	1	1	0	--	0	2	Did Not Play					
2011-12	1	0	1	--	0	0	Did Not Play						1	0	1	--	0	0
2012-13	Did Not Play						Did Not Play						Did Not Play					
2013-14	2	2	0	--	0	4	1	1	0	--	0	2	1	1	0	--	0	2
2014-15	2	1	0	--	1	3	1	1	0	--	0	2	1	0	0	--	1	1
2015-16	2	0	2	--	0	0	1	0	1	--	0	0	1	0	1	--	0	0
2016-17	2	1	1	--	0	2	1	1	0	--	0	2	1	0	1	--	0	0
2017-18	2	2	0	--	0	4	1	1	0	--	0	2	1	1	0	--	0	2
2018-19	2	1	1	--	0	2	1	1	0	--	0	2	1	0	1	--	0	0
2019-20	1	0	1	--	0	0	Did Not Play						1	0	1	--	0	0
2020-21	Did Not Play						Did Not Play						Did Not Play					
2021-22	2	1	1	--	0	2	1	0	1	--	0	0	1	1	0	--	0	2
2022-23	2	1	1	--	0	2	1	1	0	--	0	2	1	0	1	--	0	0
2023-24	2	1	1	--	0	2	1	1	0	--	0	2	1	0	1	--	0	0
TOTALS	84	39	36	8	1	87	43	28	13	2	0	58	41	11	23	6	1	29

FLYERS STREAKS VS. EDMONTON

	OVERALL	HOME	AWAY
Current Streak	1 game, 1/2/24 (0-1-0)	2 game, 2/9/23 - 10/19/23 (2-0-0)	2 game, 2/21/23 - 1/2/24 (0-2-0)
All-Time Win Streak	6 games, 2/9/84-11/14/85 (6-0-0)	8 games, 2/17/83-1/21/88 (8-0-0)	2 games, 3x, last, 12/27/96-12/30/97 (2-0-0)
All-Time Point Streak	9 games, 12/1/82-11/14/85 (8-0-1)	8 games, 2/17/83-1/21/88 (8-0-0)	5 games, 12/27/96-10/10/02 (3-0-2)
All-Time Winless Streak	7 games, 12/16/01-2/3/10 (0-6-1)	4 games, 12/16/01-11/2/08 (0-4-0)	13 games, 12/31/85-12/27/95 (0-10-3)
All-Time Losing Streak	5 games, 2x, last, 1/10/04-2/3/10 (0-5-0)	4 games, 12/16/01-11/2/08 (0-4-0)	4 games, 12/27/89-2/28/92 (0-4-0)
Last Win	Oct. 19, 2023 (4-1)	Oct. 19, 2023 (4-1)	Oct. 27, 2021 (5-3)
Last Loss	Jan. 2, 2024 (5-2)	Mar. 1, 2022 (3-0)	Jan. 2, 2024 (5-2)



FLORIDA PANTHERS

FLYERS vs. FLORIDA PANTHERS

2023-24 Flyers Record: 2-1-0 (0-1-0 home, 2-0-0 road)

All-Time Flyers Record: 59-38-13 (27-18-10 home, 30-22-3 road)

Date	Opp.	Scoring By Period					Shots By Period					Power Plays	Penalties/Minutes	Game-Winning Goal	Goaltender (Saves-Shots)	Attn.	
		1	2	3	OT	F	1	2	3	OT	T						
2/6	FLA	1	0	0	-	1	10	8	3	-	21	1-2	2-4				
	PHI	0	1	1	-	2	5	12	8	-	25	0-1	3-6	Cates	Stolarz (23-25) Ersson (20-21)	17,340	
3/7	FLA	0	1	0	-	1	13	10	7	-	30	0-1	2-4				
	PHI	0	1	1	-	2	6	8	12	-	26	0-1	2-4	Hathaway	Bobrovsky (24-26) Ersson (29-30)	18,817	
3/24	PHI	0	0	1	-	1	7	9	17	-	33	1-5	3-6				
	FLA	1	1	2	-	4	4	7	4	-	15	1-2	6-12	Tarasenko	Sandstrom (11-14) Stolarz (32-33)	18,712	
TOTALS		Scoring By Period					Shots By Period					Power Plays (%)	Penalties/Minutes	Goaltenders (Record, Saves-Shots)			
		1	2	3	OT	F	1	2	3	OT	T						
	FLA	2	2	2	-	6	27	25	14	-	66	2-5 (40.0)	10-20		Bobrovsky (0-1-0, 24-26);		
	PHI	0	2	3	-	5	18	19	37	-	74	1-7 (14.3)	8-16		Ersson (2-0-0, 49-51); Sandstrom (0-1-0, 11-14)		

INDIVIDUAL SCORING:

FLYERS	GP	G	A	TP	+/-	PIM	PP	SH	FLORIDA	GP	G	A	TP	+/-	PIM	PP	SH
Ryan Poehling	3	1	1	2	0	0	0	0	Sam Reinhart	3	2	1	3	3	2	0	0
Noah Cates	3	1	1	2	1	0	0	0	Brandon Montour	3	0	3	3	0	0	0	0
Garnet Hathaway	3	1	0	1	0	2	0	0	Carter Verhaeghe	3	2	0	2	-2	0	1	0
Travis Konecny	3	1	0	1	1	2	0	0	Anton Lundell	3	0	2	2	3	0	0	0
Bobby Brink	1	1	0	1	0	2	1	0	Vladimir Tarasenko	2	1	0	1	0	0	1	0
Marc Staal	1	0	1	1	1	2	0	0	Gustav Forsling	2	1	0	1	-1	2	0	0
Travis Sanheim	3	0	1	1	-1	0	0	0	Aaron Ekblad	2	0	1	1	-1	0	0	0
Sean Walker	1	0	1	1	2	0	0	0	Sam Bennett	3	0	1	1	-2	0	0	0
Joel Farabee	3	0	1	1	0	2	0	0	Eetu Luostarinen	3	0	1	1	1	0	0	0
Egor Zamula	3	0	1	1	0	0	0	0	Oliver Ekman-Larsson	3	0	0	0	0	2	0	0
Cam York	3	0	1	1	1	2	0	0	Dmitry Kulikov	3	0	0	0	1	0	0	0
Erik Johnson	1	0	0	0	-1	0	0	0	Nick Cousins	3	0	0	0	1	2	0	0
Cameron Atkinson	2	0	0	0	0	0	0	0	Aleksander Barkov	2	0	0	0	0	0	0	0
Nicolas Deslauriers	1	0	0	0	0	0	0	0	Evan Rodrigues	3	0	0	0	1	2	0	0
Nick Seeler	1	0	0	0	2	2	0	0	Kevin Stenlund	3	0	0	0	-1	2	0	0
Sean Couturier	3	0	0	0	-1	0	0	0	Niko Mikkola	3	0	0	0	-1	2	0	0
Scott Laughton	3	0	0	0	-1	0	0	0	Steven Lorentz	1	0	0	0	0	0	0	0
Rasmus Ristolainen	1	0	0	0	0	0	0	0	Ryan Lomberg	3	0	0	0	0	2	0	0
Owen Tippett	3	0	0	0	0	2	0	0	Matthew Tkachuk	3	0	0	0	-3	4	0	0
Morgan Frost	3	0	0	0	0	0	0	0	Joshua Mahura	1	0	0	0	2	0	0	0
Olle Lycksell	1	0	0	0	0	0	0	0	Jonah Gadjovich	1	0	0	0	-1	0	0	0
Adam Ginning	2	0	0	0	-2	0	0	0	Uvis Balinskis	1	0	0	0	0	0	0	0
Ronnie Attard	2	0	0	0	-1	0	0	0									
Jamie Drysdale	1	0	0	0	0	0	0	0									
Tyson Foerster	3	0	0	0	-2	0	0	0									
Tyson Foerster	3	0	0	0	-2	0	0	0									

2023-24 MATCHUPS

Sat.		11/9	FLA Live Arena	6:00 P.M.
Thu.		12/5	Wells Fargo Center	7:00 P.M.
Mon.		1/13	Wells Fargo Center	7:00 P.M.

YEAR	OVERALL						HOME						ROAD					
	GP	W	L	T	OTL	PTS	GP	W	L	T	OTL	PTS	GP	W	L	T	OTL	PTS
1993-94	5	3	1	1	--	7	3	2	0	1	--	5	2	1	1	0	--	2
1994-95	4	2	1	1	--	5	2	0	1	1	--	1	2	2	0	0	--	4
1995-96	5	2	2	1	--	5	2	0	1	1	--	1	3	2	1	0	--	4
1996-97	5	3	2	0	--	6	3	1	2	0	--	2	2	2	0	0	--	4
1997-98	6	4	2	0	--	8	3	2	1	0	--	4	3	2	1	0	--	4
1998-99	4	1	2	1	--	3	2	0	1	1	--	1	2	1	1	0	--	2
1999-00	4	3	1	0	0	6	2	2	0	0	0	4	2	1	1	0	0	2
2000-01	4	3	1	0	0	6	2	1	1	0	0	2	2	2	0	0	0	4
2001-02	4	3	0	1	0	7	2	1	0	1	0	3	2	2	0	0	0	4
2002-03	4	2	1	1	0	5	2	0	1	1	0	1	2	2	0	0	0	4
2003-04	4	2	0	1	1	6	2	1	0	0	1	3	2	1	0	1	0	3
2005-06	4	4	0	--	0	8	2	2	0	--	0	4	2	2	0	--	0	4
2006-07	4	0	4	--	0	0	2	0	2	--	0	0	2	0	2	--	0	0
2007-08	4	2	1	--	1	5	2	1	0	--	1	3	2	1	1	--	0	2
2008-09	4	2	2	--	0	4	2	1	1	--	0	2	2	1	1	--	0	2
2009-10	4	1	3	--	0	2	2	1	1	--	0	2	2	0	2	--	0	0
2010-11	4	3	1	--	0	6	2	1	1	--	0	2	2	2	0	--	0	4
2011-12	4	3	1	--	0	6	2	1	1	--	0	2	2	2	0	--	0	4
2012-13	3	1	1	--	1	3	2	0	2	--	1	1	1	1	0	--	0	2
2013-14	3	2	1	--	0	4	1	1	0	--	0	2	2	1	1	--	0	2
2014-15	3	1	1	--	1	3	2	1	0	--	1	3	1	0	1	--	0	0
2015-16	3	1	1	--	1	3	1	1	0	--	0	2	2	0	1	--	1	1
2016-17	3	3	0	--	0	6	2	2	0	--	0	4	1	1	0	--	0	2
2017-18	3	1	2	--	0	2	1	1	0	--	0	2	2	0	2	--	0	0
2018-19	3	1	2	--	0	2	2	1	1	--	0	2	1	0	1	--	0	0
2019-20	3	2	1	--	0	4	1	1	0	--	0	2	2	1	1	--	0	2
2020-21	Did Not Play						Did Not Play						Did Not Play					
2021-22	3	0	2	--	1	1	1	0	1	--	0	0	2	0	1	--	1	1
2022-23	3	2	1	--	0	4	2	2	0	--	0	4	1	0	1	--	0	0
2023-24	3	2	1	--	0	4	1	0	1	--	0	0	2	2	0	--	0	4
TOTALS	110	59	38	7	6	131	55	27	18	6	4	64	55	32	20	1	2	67

FLYERS STREAKS VS. FLORIDA			
	OVERALL	HOME	AWAY
Current Streak	1 game, 3/24/24 (0-1-0)	1 game, 3/24/24 (0-1-0)	2 games 2/6/24 - 3/7/24 (2-0-0)
All-Time Win Streak	6 games, 11/2/96-12/20/97 (6-0-0)	5 games, 10/12/15-10/16/18 (5-0-0)	7 games, 12/27/00-1/2/04 (7-0-0)
All-Time Point Streak	9 games, 4/6/03-3/15/06 (7-0-2)	8 games, 10/8/13-10/16/18 (7-0-1)	10 games, 12/27/00-3/15/06 (9-0-1)
All-Time Winless Streak	5 games, 10/20/06-10/24/07 (0-5-0)	7 games, 4/7/94-10/27/96 (0-4-3)	4 games, 12/28/17-11/19/19 (0-4-0)
All-Time Losing Streak	5 games, 10/20/06-10/24/07 (0-5-0)	2 games, 3x, last, 3/8/07-3/20/07 (0-2-0)	4 games, 12/28/17-11/19/19 (0-4-0)
Last Win	Mar. 7, 2024 (2-1)	Mar. 21, 2023 (6-3)	Mar. 7, 2024 (2-1)
Last Loss	Mar. 24, 2024 (4-1)	Mar. 24, 2024 (4-1)	Oct. 19, 2022 (4-3)



LOS ANGELES KINGS

FLYERS vs. LOS ANGELES KINGS

2023-24 Flyers Record: 1-1-0 (0-1-0 home, 1-0-0 road)

All-Time Flyers Record: 91-44-22 (45-19-13 home, 46-25-9 road)

Date	Opp.	Scoring By Period				Shots By Period				Power Plays	Penalties/ Minutes	Game-Winning Goal	Goaltender (Saves-Shots)	Attn.		
		1	2	3	OT	F	1	2	3						OT	T
11/4	PHI	0	0	0	--	0	13	8	3	--	24	0-4	5-10		Petersen (25-30)	
	LAK	2	2	1	--	5	11	11	8	--	30	1-5	4-8	Kempe	Talbot (24-24)	*18,304
11/11	LAK	0	1	1	--	2	9	20	8	--	37	0-3	3-8		Talbot (22-26)	
	PHI	1	2	1	--	4	8	7	11	--	26	0-4	3-6	Frost	Petersen (35-37)	18,145
TOTALS		Scoring By Period				Shots By Period				Power Plays (%)	Penalties/ Minutes		Goaltenders (Record, Saves-Shots)			
	LAK	2	3	2	--	7	20	31	16	--	67	1-8 (12.5)	7-16		Talbot (1-1-0, 46-50)	
	PHI	1	2	1	--	4	21	15	14	--	50	0-8 (0.0)	8-16		Petersen (1-1-0, 60-67)	

INDIVIDUAL SCORING:

FLYERS	GP	G	A	TP	+/-	PIM	PP	SH	LOS ANGELES	GP	G	A	TP	+/-	PIM	PP	SH
Morgan Frost	2	2	0	2	3	0	0	0	Quinton Byfield	2	0	4	4	3	0	0	0
Owen Tippett	2	1	1	2	0	0	0	0	Adrian Kempe	2	2	0	2	3	2	0	0
Sean Walker	2	0	2	2	3	4	0	0	Trevor Moore	2	1	1	2	-1	4	0	0
Cameron Atkinson	2	1	0	1	-3	0	0	0	Arthur Kaliyev	2	1	1	2	-1	0	1	0
Nick Seeler	2	0	1	1	3	2	0	0	Vladislav Gavrikov	2	0	2	2	3	0	0	0
Sean Couturier	1	0	1	1	0	0	0	0	Anze Kopitar	2	1	0	1	3	0	0	0
Travis Konecny	2	0	1	1	3	2	0	0	Carl Grundstrom	2	1	0	1	1	0	0	0
Nicolas Deslauriers	2	0	0	0	0	0	0	0	Blake Lizotte	2	1	0	1	2	2	0	0
Scott Laughton	2	0	0	0	-1	2	0	0	Trevor Lewis	2	0	1	1	1	0	0	0
Garnet Hathaway	2	0	0	0	0	0	0	0	Andreas Englund	2	0	1	1	0	0	0	0
Travis Sanheim	2	0	0	0	-5	0	0	0	Matt Roy	2	0	1	1	2	0	0	0
Louie Belpedio	2	0	0	0	0	0	0	0	Alex Laferriere	2	0	1	1	0	0	0	0
Victor Mete	1	0	0	0	0	0	0	0	Drew Doughty	2	0	0	0	0	0	0	0
Ryan Poehling	2	0	0	0	-2	0	0	0	Phillip Danault	2	0	0	0	-1	0	0	0
Noah Cates	2	0	0	0	-3	0	0	0	Kevin Fiala	2	0	0	0	-2	2	0	0
Joel Farabee	2	0	0	0	-1	0	0	0	Pierre-Luc Dubois	2	0	0	0	-2	0	0	0
Egor Zamula	1	0	0	0	-1	4	0	0	Mikey Anderson	2	0	0	0	0	2	0	0
Cam York	2	0	0	0	-4	2	0	0	Jordan Spence	2	0	0	0	-1	0	0	0
Bobby Brink	1	0	0	0	0	0	0	0									
Tyson Foerster	2	0	0	0	-2	0	0	0									

2023-24 MATCHUPS

Thu.		12/19	Wells Fargo Center	7:00 P.M.
Sun.		12/29	Crypto.com Arena	9:00 P.M.

LOS ANGELES KINGS



YEAR	OVERALL						HOME						ROAD					
	GP	W	L	T	OTL	PTS	GP	W	L	T	OTL	PTS	GP	W	L	T	OTL	PTS
1967-68	10	4	5	1	--	9	5*	2	2	1	--	5	5*	2	3	0	--	4
1968-69	8	4	3	1	--	9	4	3	1	0	--	6	4	1	2	1	--	3
1969-70	8	5	2	1	--	11	4	3	0	1	--	7	4	2	2	0	--	4
1970-71	6	2	1	3	--	7	3	1	1	1	--	3	3	1	0	2	--	4
1971-72	6	3	2	1	--	7	3	1	1	1	--	3	3	2	1	0	--	4
1972-73	6	2	4	0	--	4	3	1	2	0	--	2	3	1	2	0	--	2
1973-74	5	2	2	1	--	5	2	1	1	0	--	2	3	1	1	1	--	3
1974-75	4	2	1	1	--	5	2	1	1	0	--	2	2	1	0	1	--	3
1975-76	4	2	0	2	--	6	2	1	0	1	--	3	2	1	0	1	--	3
1976-77	4	4	0	0	--	8	2	2	0	0	--	4	2	2	0	0	--	4
1977-78	4	3	0	1	--	7	2	1	0	1	--	3	2	2	0	0	--	4
1978-79	4	4	0	0	--	8	2	2	0	0	--	4	2	2	0	0	--	4
1979-80	4	4	0	0	--	8	2	2	0	0	--	4	2	2	0	0	--	4
1980-81	4	4	0	0	--	8	2	2	0	0	--	4	2	2	0	0	--	4
1981-82	3	2	0	1	--	5	2	2	0	0	--	4	1	0	0	1	--	1
1982-83	3	2	1	0	--	4	1	0	1	0	--	0	2	2	0	0	--	4
1983-84	3	2	1	0	--	4	2	1	1	0	--	2	1	1	0	0	--	2
1984-85	3	1	1	1	--	3	1	0	0	1	--	1	2	1	1	0	--	2
1985-86	3	3	0	0	--	6	2	2	0	0	--	4	1	1	0	0	--	2
1986-87	3	1	2	0	--	2	1	0	1	0	--	0	2	1	1	0	--	2
1987-88	3	3	0	0	--	6	2	2	0	0	--	4	1	1	0	0	--	2
1988-89	3	1	2	0	--	2	1	0	1	0	--	0	2	1	1	0	--	2
1989-90	3	3	0	0	--	6	2	2	0	0	--	4	1	1	0	0	--	2
1990-91	3	1	2	0	--	2	1	0	1	0	--	0	2	1	1	0	--	2
1991-92	3	1	2	0	--	2	1	1	0	0	--	2	2	0	2	0	--	0
1992-93	2	1	1	0	--	2	1	0	1	0	--	0	1	1	0	0	--	2
1993-94	2	2	0	0	--	4	1	1	0	0	--	2	1	1	0	0	--	2
1994-95	Did Not Play						Did Not Play						Did Not Play					
1995-96	2	1	0	1	--	3	1	1	0	0	--	2	1	0	0	1	--	1
1996-97	2	1	1	0	--	2	1	1	0	0	--	2	1	0	1	0	--	0
1997-98	2	1	1	0	--	2	1	1	0	0	--	2	1	0	1	0	--	0
1998-99	2	1	1	0	--	2	1	1	0	0	--	2	1	0	1	0	--	0
1999-00	2	1	0	0	1	3	1	0	0	0	1	1	1	1	0	0	0	2
2000-01	1	1	0	0	0	2	1	1	0	0	0	2	Did Not Play					
2001-02	1	1	0	0	0	2	Did Not Play						1	1	0	0	0	2
2002-03	2	2	0	0	0	4	1	1	0	0	0	2	1	1	0	0	0	2
2003-04	1	0	1	0	0	0	Did Not Play						1	0	1	0	0	0
2005-06	Did Not Play						Did Not Play						Did Not Play					
2006-07	1	1	0	--	0	2	Did Not Play						1	1	0	--	0	2
2007-08	1	1	0	--	0	2	1	1	0	--	0	2	Did Not Play					
2008-09	2	1	0	--	1	3	1	1	0	--	0	2	1	0	0	--	1	1
2009-10	1	1	0	--	0	2	Did Not Play						1	1	0	--	0	2
2010-11	2	1	1	--	0	2	1	0	1	--	0	0	1	1	0	--	0	2
2011-12	1	0	0	--	1	1	1	0	0	--	1	1	Did Not Play					
2012-13	Did Not Play						Did Not Play						Did Not Play					
2013-14	2	1	1	--	0	2	1	0	1	--	0	0	1	1	0	--	0	2
2014-15	2	2	0	--	0	4	1	1	0	--	0	2	1	1	0	--	0	2
2015-16	2	0	1	--	1	1	1	0	0	--	1	1	1	0	1	--	0	0
2016-17	2	1	0	--	1	3	1	0	0	--	1	1	1	1	0	--	0	2
2017-18	2	0	2	--	0	0	1	0	1	--	0	0	1	0	1	--	0	1
2018-19	2	1	0	--	1	3	1	0	0	--	1	1	1	1	0	--	0	2
2019-20	2	1	1	--	0	2	1	1	0	--	0	2	1	0	1	--	0	0
2020-21	Did Not Play						Did Not Play						Did Not Play					
2021-22	2	1	1	--	0	2	1	1	0	--	0	2	1	0	1	--	0	0
2022-23	2	1	0	--	1	3	1	0	0	--	1	1	1	1	0	--	0	2
2023-24	2	1	1	--	0	2	1	0	1	--	0	0	1	1	0	--	0	2
TOTALS	157	91	44	15	7	204	77	45	19	7	6	103	80	46	25	8	1	101

FLYERS STREAKS VS. LOS ANGELES

	OVERALL	HOME	AWAY
Current Streak	1 game 11/11/23 (1-0-0)	1 game 11/4/23 (0-1-0)	2 game, 12/31/22 - 11/11/23 (2-0-0)
All-Time Win Streak	14 games, 4/1/78-1/5/82 (14-0-0)	8 games, 1/7/79-2/14/82 (8-0-0)	10 games, 12/30/76-2/21/81 (10-0-0)
All-Time Point Streak	32 games, 10/22/74-2/5/83 (27-0-5)	15 games, 3/16/75-2/14/82 (13-0-2)	21 games, 11/14/73-12/30/84 (17-0-4)
All-Time Winless Streak	6 games, 2x, last, 12/30/72-11/8/73 (0-6-0)	4 games, 11/17/15-2/7/19 (0-1-3)	4 games, 2x, last, 10/18/95-2/11/99 (0-3-1)
All-Time Losing Streak	6 games, 12/30/72-11/8/73 (0-6-0)	13 games, 1/11/73-11/8/73 (0-3-0)	4 games, 2/16/68-12/4/68 (0-4-0)
Last Win	Nov. 11, 2023 (4-2)	Jan. 29, 2022 (4-3 OT)	Nov. 11, 2023 (4-2)
Last Loss	Nov. 4, 2023 (5-0)	Jan. 24, 2023 (4-3 OT)	Nov. 4, 2023 (5-0)



MINNESOTA WILD

FLYERS vs. MINNESOTA WILD

2023-24 Flyers Record: 2-0-0 (1-0-0 home, 1-0-0 road)

All-Time Flyers Record: 19-10-3 (12-4-1 home, 7-6-2 road)

Date	Opp.	Scoring By Period				Shots By Period				Power Plays	Penalties/ Minutes	Game-Winning Goal	Goaltender (Saves-Shots)	Attn.		
		1	2	3	OT	F	1	2	3						OT	T
10/26	PHI	1	2	3	--	6	12	13	10	--	35	2-3	3-9	Brink	Hart (26-28)	*17,144
	MIN	0	0	2	--	2	4	9	15	--	28	0-2	4-11		Gustavsson(29-35)	
1/12	MIN	0	1	2	0	3	11	7	11	0	29	0-2	4-11		Fleury (31-35)	18,473
	PHI	0	1	2	1	4	10	12	9	4	35	1-3	3-9	Farabee	Hart (26-29)	
TOTALS		Scoring By Period				Shots By Period				Power Plays (%)	Penalties/ Minutes		Goaltenders (Record, Saves-Shots)			
	MIN	0	1	4	0	5	15	16	26	0	57	0-4 (0.0)	8-22		Gustavsson (0-1-0, 29-35); Fleury (0-0-1, 31-35)	
	PHI	1	3	5	1	10	22	25	19	4	70	3-6 (50.0)	6-18		Hart (2-0-0, 52-57)	

INDIVIDUAL SCORING:

FLYERS	GP	G	A	TP	+/-	PIM	PP	SH	MINNESOTA	GP	G	A	TP	+/-	PIM	PP	SH
Travis Konecny	2	1	3	4	2	2	0	0	Marcus Johansson	2	1	1	2	1	0	0	0
Owen Tippett	2	2	1	3	2	0	0	0	Ryan Hartman	2	1	1	2	-1	2	0	0
Joel Farabee	2	2	1	3	0	0	1	0	Marcus Foligno	2	1	0	1	-1	0	0	0
Sean Couturier	2	1	2	3	1	0	1	0	Dakota Mermis	2	1	0	1	1	0	0	0
Travis Sanheim	2	1	2	3	3	0	0	0	Matt Boldy	1	1	0	1	2	0	0	0
Cameron Atkinson	2	0	3	3	1	0	0	0	Alex Goligoski	1	0	1	1	1	0	0	0
Bobby Brink	1	2	0	2	0	0	1	0	Patrick Maroon	2	0	1	1	-1	10	0	0
Tyson Foerster	2	1	1	2	1	0	0	0	Zach Bogosian	1	0	1	1	1	0	0	0
Nick Seeler	2	0	1	1	0	0	0	0	Jon Merrill	2	0	1	1	-1	2	0	0
Scott Laughton	2	0	1	1	0	0	0	0	Jake Middleton	2	0	1	1	0	2	0	0
Sean Walker	2	0	1	1	-2	2	0	0	Joel Eriksson Ek	2	0	1	1	-1	0	0	0
Egor Zamula	2	0	1	1	-1	2	0	0	Marco Rossi	2	0	1	1	0	0	0	0
Jamie Drysdale	1	0	1	1	1	2	0	0	Mats Zuccarello	2	0	0	0	-1	2	0	0
Nicolas Deslauriers	2	0	0	0	0	10	0	0	Jonas Brodin	1	0	0	0	-2	0	0	0
Rasmus Ristolainen	1	0	0	0	0	0	0	0	Jujhar Khaira	1	0	0	0	0	0	0	0
Garnet Hathaway	2	0	0	0	-2	0	0	0	Frederick Gaudreau	1	0	0	0	-1	0	0	0
Louie Belpedio	1	0	0	0	1	0	0	0	Kirill Kaprizov	1	0	0	0	-3	0	0	0
Morgan Frost	1	0	0	0	0	0	0	0	Brandon Duhaime	2	0	0	0	0	0	0	0
Ryan Poehling	2	0	0	0	0	0	0	0	Vinni Lettieri	1	0	0	0	0	2	0	0
Noah Cates	1	0	0	0	1	0	0	0	Calen Addison	1	0	0	0	-1	0	0	0
Cam York	2	0	0	0	2	0	0	0	Connor Dewar	2	0	0	0	0	0	0	0
									Brock Faber	2	0	0	0	-3	0	0	0
									Adam Raska	1	0	0	0	0	0	0	0
									Adam Raska	1	0	0	0	0	0	0	0

2023-24 MATCHUPS

Sat.		10/26	Wells Fargo Center	1:00 P.M.
Sat.		12/14	Xcel Energy Center	2:00 P.M.

YEAR	OVERALL						HOME						ROAD					
	GP	W	L	T	OTL	PTS	GP	W	L	T	OTL	PTS	GP	W	L	T	OTL	PTS
2000-01	2	1	0	1	0	3	1	1	0	0	0	2	1	0	0	1	0	1
2001-02	1	1	0	0	0	2	1	1	0	0	0	2	Did Not Play					
2002-03	2	0	2	0	0	0	1	0	1	0	0	0	1	0	1	0	0	0
2003-04	1	1	0	0	0	2	1	1	0	0	0	2	Did Not Play					
2005-06	1	1	0	--	0	2	1	1	0	--	0	2	Did Not Play					
2006-07	Did Not Play						Did Not Play						Did Not Play					
2007-08	1	1	0	--	0	2	Did Not Play						1	1	0	--	0	2
2008-09	1	1	0	--	0	2	1	1	0	--	0	2	Did Not Play					
2009-10	2	0	1	--	1	1	1	0	0	--	1	1	1	0	1	--	0	0
2010-11	1	1	0	--	0	2	Did Not Play						1	1	0	--	0	2
2011-12	1	1	0	--	0	2	1	1	0	--	0	2	Did Not Play					
2012-13	Did Not Play						Did Not Play						Did Not Play					
2013-14	2	1	1	--	0	2	1	1	0	--	0	2	1	0	1	--	0	0
2014-15	2	1	1	--	0	2	1	0	1	--	0	0	1	1	0	--	0	2
2015-16	2	2	0	--	0	4	1	1	0	--	0	2	1	1	0	--	0	2
2016-17	2	2	0	--	0	4	1	1	0	--	0	2	1	1	0	--	0	2
2017-18	2	0	2	--	0	0	1	0	1	--	0	0	1	0	1	--	0	0
2018-19	2	2	0	--	0	4	1	1	0	--	0	2	1	1	0	--	0	2
2019-20	1	0	1	--	0	0	Did Not Play						1	0	1	--	0	0
2020-21	Did Not Play						Did Not Play						Did Not Play					
2021-22	2	0	2	--	0	0	1	0	1	--	0	0	1	0	1	--	0	0
2022-23	2	1	0	--	1	3	1	1	0	--	0	2	1	0	0	--	1	1
2023-24	2	2	0	--	0	4	1	1	0	--	0	2	1	1	0	--	0	2
TOTALS	32	19	10	1	2	41	17	12	4	0	1	25	15	7	6	1	1	16

FLYERS STREAKS VS. MINNESOTA			
	OVERALL	HOME	AWAY
Current Streak	4 games, 1/26/23-1/12/24 (3-0-1)	2 game, 3/23/23 - 10/26/23 (1-0-0)	1 game 1/12/24 (1-0-0)
All-Time Win Streak	5 games, 12/23/14-3/23/17 (5-0-0)	3 games, 11/20/03-1/8/09 (3-0-0)	3 games, 12/23/14-3/23/17 (3-0-0)
All-Time Point Streak	5 games, 12/23/14-3/23/17 (5-0-0)	6 games, 11/20/03-12/23/13 (5-0-1)	3 games, 12/23/14-3/23/17 (3-0-0)
All-Time Winless Streak	4 games, 12/14/19-1/26/23 (0-3-1)	1 game, 5x, last, 3/3/22 (0-1-0)	3 games, 12/14/19-1/26/23 (0-2-1)
All-Time Losing Streak	3 games, 12/14/19-3/29/22 (0-3-0)	1 game, 4x, last, 3/3/22 (0-1-0)	2 games, 12/14/19-3/29/22 (0-2-0)
Last Win	Jan. 12, 2024 (4-3)	Oct. 26, 2023 (6-2)	Jan. 12, 2024 (4-3)
Last Loss	Jan. 26, 2023 (3-2 OT)	Mar. 3, 2022 (5-4)	Jan. 26, 2023 (3-2 OT)



MONTREAL CANADIENS

FLYERS vs. MONTREAL CANADIENS

2023-24 Flyers Record: 1-2-0 (1-0-0 home, 0-2-0 road)

All-Time Flyers Record: 82-86-40 (46-37-20 home, 36-49-20 road)

Date	Opp.	Scoring By Period					Shots By Period					Power Plays	Penalties/ Minutes	Game-Winning Goal	Goaltender (Saves-Shots)		Attn.
		1	2	3	OT	F	1	2	3	OT	T				(Saves-Shots)		
1/10	PHI	1	1	0	0	3	10	7	15	7	39	1-2	1-2	Couturier (SO)	Ersson (17-19)	*18,238	
	MTL	2	0	0	0	2	2	6	10	1	19	0-1	2-4		Primeau (37-39)		
3/28	MTL	2	0	2	-	4	6	6	5	-	17	1-2	7-14	Ylonen	Primeau (29-30)		
	PHI	0	0	1	-	1	5	9	16	-	30	0-4	5-10		Ersson (13-15)	21,205	
4/9	MTL	1	5	3	-	9	8	14	8	-	30	0-0	3-6	Anderson	Montembeault (33-36)		
	PHI	0	0	3	-	3	10	12	14	-	36	0-2	1-2		Ersson (12-17); Fedotov (9-13)	18,556	
TOTALS		1	2	3	OT	F	1	2	3	OT	T	Power Plays (%)	Penalties/ Minutes	Goaltenders (Record, Saves-Shots)			
		MTL	5	5	5	0	15	39	29	23	1	92	2-5 (40.0)	7-22	Montembeault (1-0-0, 33-36); Primeau (1-1-0, 66-69)		
		PHI	1	1	4	0	7	23	29	30	0	82	0-6 (0.0)	8-30	Fedotov (0-0-0, 9-13); Ersson (1-2-0, 42-51)		

INDIVIDUAL SCORING:

FLYERS	GP	G	A	TP	+/-	PIM	PP	SH	MONTREAL	GP	G	A	TP	+/-	PIM	PP	SH
Owen Tippett	3	2	2	4	-3	2	0	0	Juraj Slafkovsky	3	3	2	5	1	0	0	0
Erik Johnson	2	1	1	2	-1	0	0	0	Mike Matheson	3	0	5	5	3	0	0	0
Garnet Hathaway	3	0	2	2	-1	2	0	0	Joel Armia	3	2	2	4	5	0	0	0
Travis Konecny	3	0	2	2	-4	2	0	0	Brendan Gallagher	3	2	1	3	3	0	0	0
Morgan Frost	3	1	0	1	-4	0	1	0	Nick Suzuki	3	1	2	3	3	0	1	0
Ryan Poehling	3	1	0	1	-1	0	0	0	Jordan Harris	3	0	3	3	3	2	0	0
Joel Farabee	3	1	0	1	-3	0	0	0	Christian Dvorak	1	2	0	2	2	0	0	0
Sean Couturier	3	0	1	1	-1	0	0	0	David Savard	3	1	1	2	2	2	0	0
Noah Cates	1	0	1	1	0	0	0	0	Johnathan Kovacevic	1	0	2	2	2	0	0	0
Olle Lycksell	2	0	1	1	1	0	0	0	Kaiden Guhle	2	0	2	2	3	0	0	0
Jamie Drysdale	2	0	1	1	-6	0	0	0	Josh Anderson	3	1	0	1	2	2	0	0
Tyson Foerster	3	0	1	1	-4	2	0	0	Sean Monahan	1	1	0	1	1	0	0	0
Marc Staal	1	0	0	0	0	0	0	0	Jake Evans	3	1	0	1	1	2	0	0
Cameron Atkinson	2	0	0	0	-1	0	0	0	Jesse Ylonen	2	1	0	1	2	0	0	0
Nick Seeler	2	0	0	0	-4	0	0	0	Tanner Pearson	1	0	1	1	1	0	0	0
Scott Laughton	3	0	0	0	-5	2	0	0	Michael Pezzetta	3	0	1	1	3	0	0	0
Rasmus Ristolainen	1	0	0	0	-1	0	0	0	Rafael Harvey-Pinard	2	0	1	1	0	0	0	0
Travis Sanheim	3	0	0	0	0	2	0	0	Cole Caufield	3	0	1	1	-1	0	0	0
Sean Walker	1	0	0	0	0	0	0	0	Jayden Struble	3	0	1	1	3	4	0	0
Adam Ginning	1	0	0	0	0	0	0	0	Alex Newhook	2	0	1	1	3	2	0	0
Egor Zamula	2	0	0	0	-2	0	0	0	Justin Barron	2	0	1	1	2	0	0	0
Ronnie Attard	1	0	0	0	0	2	0	0	Colin White	1	0	0	0	-1	2	0	0
Cam York	3	0	0	0	-3	0	0	0	Mitchell Stephens	1	0	0	0	0	0	0	0
Bobby Brink	3	0	0	0	-2	0	0	0	Emil Heineman	1	0	0	0	1	0	0	0
									Arber Xhekaj	1	0	0	0	0	6	0	0

2023-24 MATCHUPS

Sun.	10/27	Wells Fargo Center	7:00 P.M.
Thu.	3/27	Bell Centre	7:00 P.M.
Sat.	4/5	Bell Centre	7:00 P.M.

MONTREAL CANADIENS



YEAR	OVERALL						HOME						ROAD					
	GP	W	L	T	OTL	PTS	GP	W	L	T	OTL	PTS	GP	W	L	T	OTL	PTS
1967-68	4	1	2	1	--	3	2	0	1	1	--	1	2	1	1	0	--	2
1968-69	6	1	5	0	--	2	3	1	2	0	--	2	3	0	3	0	--	0
1969-70	6	0	4	2	--	2	3	0	2	1	--	1	3	0	2	1	--	1
1970-71	6	1	4	1	--	3	3	0	2	1	--	1	3	1	2	0	--	2
1971-72	6	2	3	1	--	5	3	2	1	0	--	4	3	0	2	1	--	1
1972-73	5	2	2	1	--	5	2	1	0	1	--	3	3	1	2	0	--	2
1973-74	5	2	2	1	--	5	3	2	1	0	--	4	2	0	1	1	--	1
1974-75	4	2	1	1	--	5	2	1	0	1	--	3	2	1	1	0	--	2
1975-76	4	2	1	1	--	5	2	2	0	0	--	4	2	0	1	1	--	1
1976-77	4	0	4	0	--	0	2	0	2	0	--	0	2	0	2	0	--	0
1977-78	4	0	2	2	--	2	2	0	1	1	--	1	2	0	1	1	--	1
1978-79	4	0	3	1	--	1	2	0	2	0	--	0	2	0	1	1	--	1
1979-80	4	1	2	1	--	3	2	0	1	1	--	1	2	1	1	0	--	2
1980-81	4	1	2	1	--	3	2	1	0	1	--	3	2	0	2	0	--	0
1981-82	3	1	2	0	--	2	1	0	1	0	--	0	2	1	1	0	--	2
1982-83	3	1	2	0	--	2	2	1	1	0	--	2	1	0	1	0	--	0
1983-84	3	2	0	1	--	5	1	0	0	1	--	1	2	2	0	0	--	4
1984-85	3	1	2	0	--	2	2	1	1	0	--	2	1	0	1	0	--	0
1985-86	3	2	1	0	--	4	1	1	0	0	--	2	2	1	1	0	--	2
1986-87	3	2	0	1	--	5	2	2	0	0	--	4	1	0	0	1	--	1
1987-88	3	0	1	2	--	2	1	0	0	1	--	1	2	0	1	1	--	1
1988-89	3	0	1	2	--	2	2	0	1	1	--	1	1	0	0	1	--	1
1989-90	3	2	0	1	--	5	1	1	0	0	--	2	2	1	0	1	--	3
1990-91	3	2	0	1	--	5	2	1	0	0	--	3	1	1	0	0	--	2
1991-92	3	2	1	0	--	4	1	0	1	0	--	0	2	2	0	0	--	4
1992-93	4	1	2	1	--	3	2	0	1	1	--	1	2	1	1	0	--	2
1993-94	4	2	1	1	--	5	2	2	0	0	--	4	2	0	1	1	--	1
1994-95	4	3	0	1	--	7	2	2	0	0	--	4	2	1	0	1	--	3
1995-96	4	4	0	0	--	8	2	2	0	0	--	4	2	2	0	0	--	4
1996-97	4	2	1	1	--	5	2	2	0	0	--	4	2	0	1	1	--	1
1997-98	4	2	1	1	--	5	2	0	1	1	--	1	2	2	0	0	--	4
1998-99	4	1	3	0	--	2	2	1	1	0	--	2	2	0	2	0	--	0
1999-00	4	1	0	2	1	5	2	0	0	1	1	2	2	1	0	1	0	3
2000-01	4	0	2	1	1	2	2	0	1	1	0	1	2	0	1	0	1	1
2001-02	4	2	2	0	0	4	2	0	2	0	0	0	2	2	0	0	0	4
2002-03	4	4	0	0	0	8	2	2	0	0	0	4	2	2	0	0	0	4
2003-04	4	3	1	0	0	6	2	1	1	0	0	2	2	0	0	0	0	4
2005-06	4	1	2	--	1	3	2	1	1	--	0	2	2	0	1	--	1	1
2006-07	4	1	3	--	0	2	2	0	2	--	0	0	2	1	1	--	0	2
2007-08	4	0	4	--	0	0	2	0	2	--	0	0	2	0	2	--	0	0
2008-09	4	1	2	--	1	3	2	0	1	--	1	1	2	1	1	--	0	2
2009-10	4	2	2	--	0	4	2	1	1	--	0	2	2	1	1	--	0	2
2010-11	4	3	1	--	0	6	2	2	0	--	0	4	2	1	1	--	0	2
2011-12	4	3	1	--	0	6	2	2	0	--	0	4	2	1	1	--	0	2
2012-13	3	2	1	--	0	4	1	1	0	--	0	2	2	1	1	--	0	2
2013-14	3	2	1	--	0	4	2	2	0	--	0	4	1	0	1	--	0	0
2014-15	3	0	1	--	2	2	1	0	0	--	1	1	2	0	1	--	1	1
2015-16	3	2	0	--	1	5	2	2	0	--	0	4	1	0	0	--	1	1
2016-17	3	1	2	--	0	2	1	1	0	--	0	2	2	0	2	--	0	0
2017-18	3	3	0	--	0	6	2	2	0	--	0	4	1	1	0	--	0	2
2018-19	3	1	2	--	0	2	1	0	1	--	0	0	2	1	1	--	0	2
2019-20	3	2	1	--	0	4	2	1	1	--	0	2	1	1	0	--	0	2
2020-21	Did Not Play						Did Not Play						Did Not Play					
2021-22	3	1	0	--	2	4	1	0	0	--	1	1	2	1	0	--	1	3
2022-23	3	1	1	--	1	3	2	1	1	--	0	2	1	0	0	--	1	1
2023-24	3	1	2	--	0	2	1	1	0	--	0	2	2	0	2	--	0	0
TOTALS	208	82	86	30	10	204	103	46	37	16	4	112	105	36	49	14	6	92

FLYERS STREAKS VS. MONTREAL

	OVERALL	HOME	AWAY
Current Streak	2 game, 3/28/24 - 4/9/24 (0-2-0)	2 game, 3/28/23 - 1/10/24 (2-0-0)	2 game, 3/28/24 - 4/9/24 (0-2-0)
All-Time Win Streak	7 games, 2/25/95-4/11/96 (7-0-0)	8 games, 11/24/93-2/6/97 (8-0-0)	6 games, 10/27/01-4/1/04 (6-0-0)
All-Time Point Streak	10 games, 2/21/94-4/11/96 (8-0-2)	13 games, 11/22/10-2/20/18 (12-0-1)	8 games, 2x, last, 4/5/01-10/25/05 (6-0-2)
All-Time Winless Streak	14 games, 11/21/68-12/27/70 (0-12-2)	8 games, 2x, last, 10/14/76-3/2/80 (0-6-2)	9 games, 1/11/75-1/20/79 (0-6-3)
All-Time Losing Streak	7 games, 12/21/06-10/13/08 (0-7-0)	5 games, 10/11/06-10/13/08 (0-5-0)	4 games, 3x, last, 1/12/80-10/27/81 (0-4-0)
Last Win	Jan. 10, 2024 (3-2 SO)	Jan. 10, 2024 (3-2 SO)	Apr. 21, 2022 (6-3)
Last Loss	Apr. 9, 2024 (9-3)	Feb. 24, 2023 (5-2)	Apr. 9, 2024 (9-3)



NASHVILLE PREDATORS

FLYERS vs. NASHVILLE PREDATORS

2022-23 Flyers Record: 0-1-1 (0-1-0 home, 0-0-1 road)

All-Time Flyers Record: 15-9-10 (9-4-5 home, 6-5-5 road)

Date	Opp.	Scoring By Period					Shots By Period					Power Plays	Penalties/ Minutes	Game-Winning Goal	Goaltender	
		1	2	3	OT	F	1	2	3	OT	T				(Saves-Shots)	Attn.
12/12	NSH	1	1	0	1	3	7	5	8	2	22	0-3	5-13	Forsberg (OT)	Saros (37-39)	17,159
	PHI	0	1	1	0	2	15	14	10	0	39	0-4	4-11		Ersson (19-22)	
12/21	PHI	1	1	0	--	2	13	13	5	--	31	1-4	5-10	Tomasino	Ersson (27-30)	*19,313
	NSH	0	2	2	--	4	9	9	13	--	31	0-5	5-21		Saros (29-31)	
TOTALS		Scoring By Period					Shots By Period					Power Plays (%)	Penalties/ Minutes	Goaltenders		
1	2	3	OT	F	1	2	3	OT	T	(Record, Saves-Shots)						
NSH	1	3	2	1	7	16	14	21	2	53	0-8 (0.0)	10-34	Saros (2-0-0, 66-70)			
PHI	1	2	1	0	4	28	27	15	0	70	1-8 (12.5)	9-21	Ersson (0-1-1, 46-52)			

INDIVIDUAL SCORING:

FLYERS	GP	G	A	TP	+/-	PIM	PP	SH	NASHVILLE	GP	G	A	TP	+/-	PIM	PP	SH
Sean Couturier	2	2	1	3	-2	2	1	0	Filip Forsberg	2	1	3	4	4	2	0	0
Travis Sanheim	2	1	0	1	-2	2	0	0	Gustav Nyquist	2	2	0	2	1	0	0	0
Morgan Frost	2	1	0	1	-2	0	0	0	Philip Tomasino	1	2	0	2	2	0	0	0
Cameron Atkinson	2	0	1	1	0	2	0	0	Cole Smith	2	1	1	2	2	0	0	1
Travis Konecny	2	0	1	1	-3	0	0	0	Colton Sissons	2	0	2	2	1	0	0	0
Owen Tippett	2	0	1	1	-2	0	0	0	Michael McCarron	2	1	0	1	1	0	0	0
Joel Farabee	2	0	1	1	2	0	0	0	Luke Schenn	2	0	1	1	3	2	0	0
Bobby Brink	2	0	1	1	-1	0	0	0	Roman Josi	2	0	1	1	2	0	0	0
Marc Staal	1	0	0	0	0	2	0	0	Ryan O'Reilly	2	0	1	1	2	0	0	0
Nicolas Deslauriers	2	0	0	0	-1	7	0	0	Tommy Novak	2	0	1	1	0	0	0	0
Nick Seeler	2	0	0	0	0	0	0	0	Alexandre Carrier	2	0	1	1	0	0	0	0
Scott Laughton	2	0	0	0	0	0	0	0	Ryan McDonagh	2	0	0	0	1	4	0	0
Rasmus Ristolainen	2	0	0	0	-1	0	0	0	Tyson Barrie	1	0	0	0	0	0	0	0
Garnet Hathaway	2	0	0	0	-1	2	0	0	Jeremy Lauzon	2	0	0	0	1	5	0	0
Ryan Poehling	2	0	0	0	-1	0	0	0	Yakov Trenin	2	0	0	0	-1	15	0	0
Sean Walker	2	0	0	0	-2	2	0	0	Dante Fabbro	2	0	0	0	1	2	0	0
Egor Zamula	1	0	0	0	0	0	0	0	Cody Glass	1	0	0	0	-1	0	0	0
Cam York	2	0	0	0	-1	0	0	0	Kiefer Sherwood	2	0	0	0	-1	0	0	0
Tyson Foerster	2	0	0	0	-2	2	0	0	Juuso Parssinen	1	0	0	0	0	0	0	0
									Luke Evangelista	2	0	0	0	0	2	0	0

2023-24 MATCHUPS

Wed.	11/27	Bridgestone Arena	8:00 P.M.
Mon.	3/31	Wells Fargo Center	7:00 P.M.

YEAR	OVERALL						HOME						AWAY					
	GP	W	L	T	OTL	PTS	GP	W	L	T	OTL	PTS	GP	W	L	T	OTL	PTS
1998-99	2	2	0	0	--	4	1	1	0	0	--	2	1	1	0	0	--	2
1999-00	2	1	0	1	0	3	1	0	0	1	0	1	1	1	0	0	0	0
2000-01	2	0	1	1	0	1	1	0	1	0	0	0	1	0	0	1	0	1
2001-02	1	0	0	0	1	1	1	0	0	0	1	1						
2002-03	1	0	0	1	0	1							1	0	0	1	0	1
2003-04	1	1	0	0	0	2	1	1	0	0	0	2						
2005-06	1	0	0	--	1	1							1	0	0	--	1	1
2006-07	1	0	1	--	0	0	1	0	1	--	0	0						
2007-08																		
2008-09	1	1	0	--	0	2	1	1	0	--	0	2						
2009-10	1	0	0	--	1	1							1	0	0	0	1	1
2010-11	1	1	0	--	0	2	1	1	0	--	0	2						
2011-12	2	1	1	--	0	2	1	1	0	--	0	2	1	0	1	--	0	0
2012-13																		
2013-14	2	1	0	--	1	3	1	0	0	--	1	1	1	1	0	--	0	2
2014-15	2	1	1	--	0	2	1	1	0	--	0	2	1	0	1	--	0	0
2015-16	2	2	0	--	0	4	1	1	0	--	0	2	1	1	0	--	0	2
2016-17	2	1	0	--	1	3	1	0	0	--	1	1	1	1	0	--	0	2
2017-18	2	0	2	--	0	0	1	0	1	--	0	0	1	0	1	--	0	0
2018-19	2	1	1	--	0	2	1	1	0	--	0	2	1	0	1	--	0	0
2019-20																		
2020-21																		
2021-22	2	1	1	--	0	2	1	1	0	--	0	2	1	0	1	--	0	0
2022-23	2	1	0	--	1	3	1	0	0	--	1	1	1	1	0	--	0	2
2023-24	2	0	1	--	1	1	1	0	1	--	0	0	1	0	0	--	1	1
TOTALS	34	15	9	3	7	40	18	9	4	1	4	23	16	6	5	2	3	17

FLYERS STREAKS VS. NASHVILLE			
	OVERALL	HOME	AWAY
Current Streak	2 games, 12/12/23 - 12/21/23 (0-1-1)	1 game, 12/21/23 (0-1-0)	1 game, (12/12/23 (0-0-1)
All-Time Win Streak	4 games, 2/21/15-12/4/16 (4-0-0)	3 games, 3/7/09-2/2/12 (3-0-0)	2 games, 2x, last, 2/4/16-12/4/16 (2-0-0)
All-Time Point Streak	5 games, 2x, last, 2/21/15-12/19/16 (4-0-1)	7 games, 3/7/09-12/19/16 (5-0-2)	6 games, 4/1/99-3/16/10 (2-0-4)
All-Time Winless Streak	4 games, 11/2/00-3/25/03 (0-1-3)	3 games, 12/19/99-1/24/02 (0-1-2)	5 games, 12/12/00-1/14/12 (0-1-4)
All-Time Losing Streak	2 games, 10/10/17-10/19/17 (0-2-0)	1 game, 3x, last, 10/19/17 (0-1-0)	3 games, 10/10/17-3/27/22 (0-3-0)
Last Win	Oct. 22, 2022 (3-1)	Mar. 17, 2022 (5-4)	Oct. 22, 2022 (3-1)
Last Loss	Dec. 21, 2023 (4-2)	Dec. 21, 2023 (4-2)	Dec. 12, 2023 (3-2 OT)



NEW JERSEY DEVILS

FLYERS vs. NEW JERSEY DEVILS

2023-24 Flyers Record: 2-1-1 (1-0-1 home, 1-1-0 road)

All-Time Flyers Record: 126-110-32 (76-40-18 home, 50-70-14 road)

Date	Opp.	Scoring By Period				Shots By Period				Power Plays	Penalties/Minutes	Game-Winning Goal	Goaltender (Saves-Shots) Attn.	
		1	2	3	OT F	1	2	3	OT T				(Saves-Shots)	Attn.
10/30	PHI	0	1	2	0 3	8	25	14	0 47	2-6	6-23	L. Hughes	Hart (31-35)	
	NJD	2	0	1	1 4	7	16	11	1 35	1-5	6-12		Schmid (44-47) *17,748	
12/19	NJD	1	1	0	0 2	4	9	10	3 26	1-1	3-6	Tippett (OT)	Vanecek (23-26)	
	PHI	0	2	0	1 3	7	12	4	3 26	0-3	1-2		Ersson (24-26) 16,514	
2/17	NJD	2	2	2	- 6	13	14	13	- 40	0-5	4-8	Bastian	Daws (45-48)	
	PHI	0	2	1	- 3	9	27	12	- 48	1-3	6-12		Ersson (34-39) **70,328	
4/13	PHI	0	1	0	- 1	11	6	4	- 21	0-3	1-2	Konecny	Ersson (20-20)	
	NJD	0	0	0	- 0	6	5	9	- 20	0-1	3-6		Kahkonen (20-21) *19,649	

TOTALS	Scoring By Period				Shots By Period				Power Plays (%)	Penalties/Minutes	Goaltenders (Record, Saves-Shots)	
	1	2	3	OT F	1	2	3	OT T			(Record, Saves-Shots)	(Record, Saves-Shots)
NJD	5	3	3	1 12	30	44	43	4 121	2-12 (16.6)	16-32	Schmid (1-0-0, 44-47); Daws (1-0-0, 45-48); Vanecek (0-0-1, 23-26); Kahkonen (0-1-0, 20-21)	
PHI	0	6	3	1 10	35	70	34	3 142	3-15 (20.0)	14-39	Hart (0-0-1, 31-35); Ersson (2-1-0, 78-85)	

INDIVIDUAL SCORING:

FLYERS	GP	G	A	TP	+/-	PIM	PP	SH	NEW JERSEY	GP	G	A	TP	+/-	PIM	PP	SH
Travis Konecny	4	1	4	5	-1	2	0	1	Nico Hischier	4	2	4	6	1	4	0	0
Owen Tippett	4	3	0	3	-3	0	1	0	Jack Hughes	3	1	4	5	0	2	0	0
Scott Laughton	4	0	3	3	-1	4	0	0	Tyler Toffoli	3	2	1	3	-1	0	1	0
Ryan Poehling	4	2	0	2	3	0	0	0	Nathan Bastian	3	2	1	3	3	0	0	0
Tyson Foerster	3	2	0	2	0	0	1	0	Curtis Lazar	3	0	3	3	4	0	0	0
Nick Seeler	4	1	1	2	2	2	0	0	Brendan Smith	4	1	1	2	5	4	0	0
Morgan Frost	4	1	1	2	-1	6	1	0	Jesper Bratt	4	1	1	2	-2	0	1	0
Sean Walker	3	0	2	2	4	0	0	0	Michael McLeod	2	1	1	2	2	0	0	0
Sean Couturier	4	0	1	1	-4	2	0	0	Ondrej Palat	4	0	2	2	1	2	0	0
Travis Sanheim	4	0	1	1	-4	0	0	0	John Marino	4	0	2	2	-1	0	0	0
Joel Farabee	4	0	1	1	-1	0	0	0	Alexander Holtz	4	1	0	1	1	0	0	0
Egor Zamula	4	0	1	1	-1	0	0	0	Luke Hughes	4	1	0	1	0	4	0	0
Cam York	4	0	1	1	-5	0	0	0	Erik Haula	3	0	1	1	0	2	0	0
Bobby Brink	3	0	1	1	0	0	0	0	Colin Miller	2	0	1	1	5	4	0	0
Marc Staal	1	0	0	0	0	0	0	0	Timo Meier	3	0	1	1	0	0	0	0
Erik Johnson	1	0	0	0	1	0	0	0	Dawson Mercer	4	0	1	1	0	0	0	0
Cameron Atkinson	4	0	0	0	-2	2	0	0	Chris Tierney	2	0	0	0	-1	0	0	0
Nicolas Deslauriers	3	0	0	0	-2	2	0	0	Kurtis MacDermid	1	0	0	0	0	0	0	0
Rasmus Ristolainen	2	0	0	0	0	2	0	0	Tomas Nosek	1	0	0	0	0	0	0	0
Garnet Hathaway	4	0	0	0	0	15	0	0	Jonas Siegenthaler	3	0	0	0	-2	0	0	0
Noah Cates	2	0	0	0	0	0	0	0	Samuel Loberge	1	0	0	0	0	0	0	0
Jamie Drysdale	2	0	0	0	-2	2	0	0	Shane Bowers	1	0	0	0	0	0	0	0
									Kevin Bahl	4	0	0	0	0	8	0	0
									Nolan Foote	1	0	0	0	0	0	0	0
									Graeme Clarke	1	0	0	0	0	0	0	0
									Simon Nemeec	3	0	0	0	0	2	0	0
									Simon Nemeec	3	0	0	0	0	2	0	0

2023-24 MATCHUPS

Sat.		1/18	Prudential Center	12:30 P.M.
Mon.		1/27	Wells Fargo Center	7:00 P.M.
Wed.		1/29	Prudential Center	7:00 P.M.
Sun.		3/9	Wells Fargo Center	1:00 P.M.

YEAR	OVERALL						HOME						ROAD					
	GP	W	L	T	OTL	PTS	GP	W	L	T	OTL	PTS	GP	W	L	T	OTL	PTS
1974-75	5	4	0	1	--	9	3	3	0	0	--	6	2	1	0	1	--	3
1975-76	5	5	0	0	--	10	2	2	0	0	--	4	3	3	0	0	--	6
1976-77	5	5	0	0	--	10	3	3	0	0	--	6	2	2	0	0	--	4
1977-78	5	3	2	0	--	6	2	2	0	0	--	4	3	1	2	0	--	2
1978-79	4	3	0	1	--	7	2	2	0	0	--	4	2	1	0	1	--	3
1979-80	4	2	1	1	--	5	2	1	0	1	--	3	2	1	1	0	--	2
1980-81	4	4	0	0	--	8	2	2	0	0	--	4	2	2	0	0	--	4
1981-82	3	2	1	0	--	4	2	2	0	0	--	4	1	0	1	0	--	0
1982-83	7	5	2	0	--	10	3	3	0	0	--	6	4	2	2	0	--	4
1983-84	7	7	0	0	--	14	4	4	0	0	--	8	3	3	0	0	--	6
1984-85	7	5	2	0	--	10	3	2	1	0	--	4	4	3	1	0	--	6
1985-86	7	4	3	0	--	8	4	3	1	0	--	6	3	1	2	0	--	2
1986-87	7	4	2	1	--	9	3	3	0	0	--	6	4	1	2	1	--	3
1987-88	7	0	5	2	--	2	4	0	2	2	--	2	3	0	3	0	--	0
1988-89	7	5	2	0	--	10	3	3	0	0	--	6	4	2	2	0	--	4
1989-90	7	2	4	1	--	5	4	0	3	1	--	1	3	2	1	0	--	4
1990-91	7	1	4	2	--	4	3	1	1	1	--	3	4	0	3	1	--	1
1991-92	7	2	3	2	--	6	4	2	0	2	--	6	3	0	3	0	--	0
1992-93	7	2	5	0	--	4	4	2	2	0	--	4	3	0	3	0	--	0
1993-94	5	1	4	0	--	2	2	1	1	0	--	2	3	0	3	0	--	0
1994-95	4	3	1	0	--	6	2	1	1	0	--	2	2	2	0	0	--	4
1995-96	6	2	4	0	--	4	3	1	2	0	--	2	3	1	2	0	--	2
1996-97	5	3	2	0	--	6	3	2	1	0	--	4	2	1	1	0	--	2
1997-98	5	0	4	1	--	1	2	0	1	1	--	1	3	0	3	0	--	0
1998-99	5	1	3	1	--	3	3	1	2	0	--	2	2	0	1	1	--	1
1999-00	5	1	4	0	0	2	2	1	1	0	0	2	3	0	3	0	0	0
2000-01	5	1	2	2	0	4	3	1	2	0	0	2	2	0	0	2	0	2
2001-02	5	3	1	1	0	7	2	1	0	1	0	3	3	2	1	0	0	4
2002-03	5	1	2	1	1	4	3	0	1	1	1	2	2	1	1	0	0	2
2003-04	6	3	2	1	0	7	3	2	1	0	0	4	3	1	1	1	0	3
2005-06	8	3	4	--	1	7	4	3	1	--	0	6	4	0	3	--	1	1
2006-07	8	1	4	--	3	5	4	1	1	--	2	4	4	0	3	--	1	1
2007-08	8	2	5	--	1	5	4	2	2	--	0	4	4	0	3	--	1	1
2008-09	6	3	1	--	2	8	3	2	0	--	1	4	3	1	1	--	1	4
2009-10	6	5	1	--	0	10	3	3	0	--	0	6	3	2	1	--	0	4
2010-11	6	3	2	--	1	7	3	2	1	--	0	4	3	1	1	--	1	3
2011-12	6	3	2	--	1	7	3	1	1	--	1	3	3	2	1	--	0	4
2012-13	5	1	4	--	0	2	2	1	1	--	0	2	3	0	3	--	0	0
2013-14	4	2	2	--	0	4	2	0	2	--	0	0	2	2	0	--	0	4
2014-15	4	1	3	--	0	2	2	1	1	--	0	2	2	0	2	--	0	0
2015-16	4	2	1	--	1	5	2	0	1	--	1	1	2	2	0	--	0	4
2016-17	5	1	3	--	1	3	2	1	1	--	0	2	3	0	2	--	1	1
2017-18	4	2	1	--	1	5	2	1	0	--	1	3	2	1	1	--	0	2
2018-19	4	2	2	--	0	4	2	1	1	--	0	2	2	1	1	--	0	2
2019-20	3	2	1	--	0	4	2	1	1	--	0	2	1	1	0	--	0	2
2020-21	8	4	4	--	0	8	4	2	2	--	0	4	4	2	2	--	0	4
2021-22	3	1	2	--	0	2	1	1	0	--	0	2	2	0	2	--	0	0
2022-23	4	2	2	--	0	4	2	1	1	--	0	2	2	1	1	--	0	2
2023-24	4	2	1	--	1	5	2	1	0	--	1	3	2	1	1	--	0	2
TOTALS	268	126	110	18	14	284	134	76	40	10	8	170	134	50	70	8	6	114

FLYERS STREAKS VS. NEW JERSEY

	OVERALL	HOME	AWAY
Current Streak	1 game, 4/13/24 (1-0-0)	1 game, 4/13/24 (1-0-0)	1 game, 2/17/24 (0-1-0)
All-Time Win Streak	13 games, 1/14/75-12/3/77 (13-0-0)	13 games, 10/13/74-3/4/80 (13-0-0)	7 games, 1/14/75-12/3/77 (7-0-0)
All-Time Point Streak	16 games, 10/13/74-12/3/77 (15-0-1)	25 games, 10/13/74-3/25/84 (24-0-1)	8 games, 12/6/74-12/3/77 (7-0-1)
All-Time Winless Streak	8 games, 4/1/06-2/1/07 (0-5-3)	4 games, 4x, last, 4/18/13-10/9/14 (0-4-0)	13 games, 10/6/90-3/26/94 (0-11-2)
All-Time Losing Streak	6 games, 3/7/93-3/26/94 (0-6-0)	4 games, 4/18/13-10/9/14 (0-4-0)	6 games, 10/17/92-3/26/94 (0-6-0)
Last Win	Apr. 13, 2024 (1-0)	Apr. 13, 2024 (1-0)	Dec. 12, 2023 (3-2 OT)
Last Loss	Feb. 17, 2024 (6-3)	Oct. 30, 2023 (3-2 OT)	Feb. 17, 2024 (6-3)



NEW YORK ISLANDERS

FLYERS vs. NEW YORK ISLANDERS

2022-23 Flyers Record: 1-1-1 (0-0-1 home, 1-1-0 road)

All-Time Flyers Record: 145-102-45 (83-37-23 home, 62-65-22 road)

Date	Opp.	Scoring By Period					Shots By Period				Power Plays	Penalties/Minutes	Game-Winning Goal	Goaltender (Saves-Shots)	Attn.		
		1	2	3	OT	F	1	2	3	OT						T	
11/22	PHI	1	1	1	-	3	9	12	4	-	25	0-2	2-4	Nelson	Sorokin (34-36)	17,255	
		0	1	1	-	2	8	14	14	-	36	0-1	3-6		Hart (22-25)		
	NYI	0	0	0	0	0	6	9	7	3	25	0-3	1-2		Sorokin (40-40)	17,255	
11/29	PHI	0	0	0	0	1	12	12	12	4	40	0-2	3-6	Foerster (SO)	Ersson (25-25)		
	PHI	1	1	1	0	3	11	3	20	0	34	0-2	2-4		Varlamov (19-21)	18,556	
4/1	NYI	2	1	0	1	4	6	17	3	1	27	0-2	2-4	Nelson (OT)	Ersson (4-6); Fedotov (19-21)		
TOTALS		Scoring By Period					Shots By Period				Power Plays (%)	Penalties/Minutes	Goaltenders (Record, Saves-Shots)				
	NYI	3	2	1	1	7	21	38	14	4	77	0-7 (0.0)	5-10	Varlamov (1-0-0, 25-26); Sorokin (1-0-1, 74-76)			
	PHI	1	2	2	0	5	31	29	46	5	111	0-5 (0.0)	8-16	Hart (0-1-0, 22-25); Ersson (1-1-0, 29-31); Fedotov (0-0-0, 19-21)			

INDIVIDUAL SCORING:

FLYERS	GP	G	A	TP	+/-	PIM	PP	SH	N.Y. ISLANDERS	GP	G	A	TP	+/-	PIM	PP	SH
Travis Sanheim	1	0	1	2	0	0	0		Brock Nelson	3	3	0	3	2	2	0	0
Morgan Frost	1	0	1	0	0	0	0		Anders Lee	3	2	0	2	0	2	0	0
Noah Cates	1	0	1	1	0	0	0		Adam Pelech	2	0	2	2	1	0	0	0
Joel Farabee	1	0	1	-2	2	0	0		Pierre Engvall	3	0	2	2	1	0	0	0
Cam York	1	0	1	1	2	0	0		Matt Martin	1	1	0	1	1	0	0	0
Travis Konecny	0	1	1	-1	0	0	0		Bo Horvat	3	1	0	1	-1	0	0	0
Owen Tippett	0	1	1	1	0	0	0		Kyle Palmieri	3	0	1	1	2	0	0	0
Ryan Poehling	0	1	1	1	2	0	0		Casey Cizikas	3	0	1	1	0	0	0	0
Bobby Brink	0	1	1	0	0	0	0		Mathew Barzal	3	0	1	1	-1	2	0	0
Jamie Drysdale	0	1	1	0	0	0	0		Oliver Wahlstrom	2	0	1	1	0	2	0	0
Marc Staal	0	0	0	-2	0	0	0		Alexander Romanov	3	0	1	1	0	2	0	0
Erik Johnson	0	0	0	-2	0	0	0		Kyle MacLean	1	0	1	1	1	0	0	0
Cameron Atkinson	0	0	0	1	0	0	0		Cal Clutterbuck	3	0	0	0	1	0	0	0
Nicolas Deslauriers	0	0	0	-2	2	0	0		Robert Bortuzzo	1	0	0	0	0	0	0	0
Nick Seeler	0	0	0	0	0	0	0		Jean-Gabriel Pageau	3	0	0	0	1	0	0	0
Sean Couturier	0	0	0	-1	0	0	0		Mike Reilly	1	0	0	0	0	0	0	0
Scott Laughton	0	0	0	-2	0	0	0		Scott Mayfield	2	0	0	0	0	0	0	0
Rasmus Ristolainen	0	0	0	0	2	0	0		Hudson Fasching	2	0	0	0	-1	0	0	0
Garnet Hathaway	0	0	0	1	2	0	0		Ryan Pulock	3	0	0	0	-2	0	0	0
Sean Walker	0	0	0	0	2	0	0		Julien Gauthier	1	0	0	0	0	0	0	0
Egor Zamula	0	0	0	-3	2	0	0		Sebastian Aho	1	0	0	0	0	0	0	0
Tyson Foerster	0	0	0	0	0	0	0		Grant Hutton	1	0	0	0	0	0	0	0
									Noah Dobson	3	0	0	0	4	0	0	0
									Samuel Bolduc	1	0	0	0	0	0	0	0
									Simon Holmstrom	2	0	0	0	-1	0	0	0

2023-24 MATCHUPS

Thu.		1/16	UBS Arena	7:30 P.M.
Fri.		1/24	UBS Arena	7:30 P.M.
Thu.		1/30	Wells Fargo Center	7:00 P.M.
Sat.		4/12	Wells Fargo Center	1:00 P.M.

NEW YORK ISLANDERS



YEAR	OVERALL						HOME						ROAD					
	GP	W	L	T	OTL	PTS	GP	W	L	T	OTL	PTS	GP	W	L	T	OTL	PTS
1972-73	5	4	1	0	--	8	3	3	0	0	--	6	2	1	1	0	--	2
1973-74	5	5	0	0	--	10	2	2	0	0	--	4	3	3	0	0	--	6
1974-75	6	3	1	2	--	8	3	2	1	0	--	4	3	1	0	2	--	4
1975-76	6	2	4	0	--	4	3	2	1	0	--	4	3	0	3	0	--	0
1976-77	6	2	3	1	--	5	3	2	1	0	--	4	3	0	2	1	--	1
1977-78	6	1	2	3	--	5	3	1	1	1	--	3	3	0	1	2	--	2
1978-79	8	1	5	2	--	4	4	1	2	1	--	3	4	0	3	1	--	1
1979-80	4	2	2	0	--	4	2	1	1	0	--	2	2	1	1	0	--	2
1980-81	4	2	1	1	--	5	2	1	1	0	--	2	2	1	0	1	--	3
1981-82	8	1	6	1	--	3	4	1	2	1	--	3	4	0	4	0	--	0
1982-83	7	4	1	2	--	10	3	2	0	1	--	5	4	2	1	1	--	5
1983-84	7	3	4	0	--	6	4	2	2	0	--	4	3	1	2	0	--	2
1984-85	7	3	3	1	--	7	3	2	0	1	--	5	4	1	3	0	--	2
1985-86	7	3	4	0	--	6	4	3	1	0	--	6	3	0	3	0	--	0
1986-87	7	4	3	0	--	8	3	1	2	0	--	2	4	3	1	0	--	6
1987-88	7	3	3	1	--	7	4	1	2	1	--	3	3	2	1	0	--	4
1988-89	7	5	1	1	--	11	3	3	0	0	--	6	4	2	1	1	--	5
1989-90	7	4	1	2	--	10	4	3	0	1	--	7	3	1	1	1	--	3
1990-91	7	4	2	1	--	9	3	2	0	1	--	5	4	2	2	0	--	4
1991-92	7	3	3	1	--	7	3	3	0	0	--	6	4	0	3	1	--	1
1992-93	9	2	7	0	--	4	4	2	2	0	--	4	5	0	5	0	--	0
1993-94	5	2	3	0	--	4	3	2	1	0	--	4	2	0	2	0	--	0
1994-95	4	2	2	0	--	4	2	1	1	0	--	2	2	1	1	0	--	2
1995-96	6	4	1	1	--	9	3	2	1	0	--	4	3	2	0	1	--	5
1996-97	5	1	3	1	--	3	2	1	1	0	--	2	3	0	2	1	--	1
1997-98	5	3	2	0	--	6	3	3	0	0	--	6	2	0	2	0	--	0
1998-99	5	1	2	2	--	4	2	1	0	1	--	3	3	0	2	1	--	1
1999-00	5	3	0	1	1	8	3	1	0	1	1	4	2	2	0	0	0	4
2000-01	5	4	0	0	1	9	2	2	0	0	0	4	3	2	0	0	1	5
2001-02	5	1	3	0	1	3	3	0	2	0	1	1	2	1	1	0	0	2
2002-03	5	3	1	1	0	7	2	0	1	1	0	1	3	3	0	0	0	6
2003-04	6	3	2	1	0	7	3	2	1	0	0	4	3	1	1	1	0	3
2005-06	8	6	2	--	0	14	4	3	1	--	0	10	4	3	1	--	0	4
2006-07	8	2	5	--	1	5	4	0	4	--	0	0	4	2	1	--	1	5
2007-08	8	7	1	--	0	14	4	4	0	--	0	8	4	3	1	--	0	6
2008-09	6	6	0	--	0	12	3	3	0	--	0	6	3	3	0	--	0	6
2009-10	6	5	1	--	0	10	3	3	0	--	0	6	3	2	1	--	0	2
2010-11	6	6	0	--	0	7	3	3	0	--	0	4	3	3	0	--	0	3
2011-12	6	4	1	--	1	9	3	1	1	--	1	3	3	3	0	--	0	6
2012-13	4	2	1	--	1	5	2	1	0	--	1	3	2	1	1	--	0	2
2013-14	4	3	0	--	1	7	2	2	0	--	0	4	2	1	0	--	1	3
2014-15	4	1	1	--	2	4	2	1	0	--	1	3	2	0	1	--	1	1
2015-16	5	3	1	--	1	7	2	1	0	--	1	3	3	2	1	--	0	4
2016-17	4	3	1	--	0	6	2	1	1	--	0	2	2	2	0	--	0	4
2017-18	4	1	1	--	2	4	2	1	0	--	1	3	2	0	1	--	1	1
2018-19	4	2	2	--	0	4	2	0	2	--	0	0	2	2	0	--	0	4
2019-20	3	0	2	--	1	1	1	0	0	--	1	1	2	0	2	--	0	0
2020-21	8	3	1	--	4	10	4	2	0	--	2	6	4	1	1	--	2	4
2021-22	4	1	2	--	1	3	2	1	0	--	1	3	2	0	2	--	0	0
2022-23	4	1	3	--	0	2	2	1	1	--	0	2	2	0	2	--	0	0
2023-24	3	1	1	--	1	3	1	0	0	--	1	1	2	1	1	--	0	2
TOTALS	292	145	102	26	19	335	143	83	37	11	12	189	149	62	65	15	7	146

FLYERS STREAKS VS. N.Y. ISLANDERS			
	OVERALL	HOME	AWAY
Current Streak	1 game 4/1/24 (0-0-1)	1 game, 2/6/23-4/1/24 (0-1-1)	1 games, 11/29/23 (1-0-0)
All-Time Win Streak	15 games, 3/1/08-3/9/10 (15-0-0)	13 games, 10/13/07-4/9/11 (13-0-0)	7 games, 2x, last, 11/6/10-2/18/13 (7-0-0)
All-Time Point Streak	15 games, 3/1/08-3/9/10 (15-0-0)	15 games, 12/17/87-2/25/92 (12-0-3)	7 games, 3x, last, 11/6/10-2/18/13 (7-0-0)
All-Time Winless Streak	8 games, 3/20/21-1/25/22 (0-3-5)	5 games, 11/3/01-1/24/03 (0-3-2)	13 games, 10/23/75-4/7/79 (0-9-4)
All-Time Losing Streak	5 games, 2x, last, 11/28/92-3/30/93 (0-5-0)	4 games, 2x, last, 11/9/06-4/7/07 (0-4-0)	9 games, 3/10/92-1/24/95 (0-9-0)
Last Win	Nov. 29, 2023 (1-0 SO)	Nov. 29, 2022 (3-1)	Nov. 29, 2023 (1-0 SO)
Last Loss	Apr. 1, 2024 (4-3 OT)	Apr. 1, 2024 (4-3 OT)	Nov. 22, 2023 (3-2)



NEW YORK RANGERS

FLYERS vs. NEW YORK RANGERS

2023-24 Flyers Record: 1-2-1 (0-2-0 home, 1-0-1 road)

All-Time Flyers Record: 137-132-50 (76-63-22 home, 61-69-28 road)

Date	Opp.	Scoring By Period					Shots By Period				Power Plays	Penalties/Minutes	Game-Winning Goal	Goaltender (Saves-Shots)	Attn.		
		1	2	3	OT	F	1	2	3	OT						T	
11/24	PHI	0	1	0	-	1	12	11	14	-	37	0-6	10-34	Kreider	Hart (16-19) Shesterkin (36-37)	19,032	
	NYR	2	1	0	-	3	7	9	3	-	19	0-2	5-10				
2/24	PHI	0	0	1	-	1	18	5	17	-	40	0-4	5-15	Rempe	Ersson (22-24) Sheserkin (39-40)	19,756	
	NYR	0	1	1	-	2	9	10	5	-	24	0-5	5-13				
3/26	NYR	0	1	4	1	6	9	9	8	1	27	1-1	3-6	Fox (OT)	Shesterkin (36-41) Ersson (21-27)	18,006	
	PHI	0	2	3	0	5	15	12	14	0	41	1-3	1-2				
4/11	NYR	1	0	0	-	1	6	5	9	-	20	1-4	6-12	Brink	Quick (23-27) Ersson (24-25)	18,006	
	PHI	1	2	1	-	4	9	11	7	-	27	0-4	6-12				
TOTALS		Scoring By Period					Shots By Period				Power Plays (%)	Penalties/Minutes	Goaltenders (Record, Saves-Shots)				
		1	2	3	OT	F	1	2	3	OT			T				
NYR		3	3	5	1	12	31	33	25	1	90	2-12 (16.67)	19-41	Shesterkin (3-0-0, 111-118); Quick (0-1-0, 23-27)			
PHI		1	5	5	0	11	54	39	52	0	145	1-7 (14.28)	22-64	Hart (0-1-0, 16-19); Ersson (1-1-1, 67-76)			

INDIVIDUAL SCORING:

FLYERS	GP	G	A	TP	+/-	PIM	PP	SH	N.Y. RANGERS	GP	G	A	TP	+/-	PIM	PP	SH
Travis Konecny	3	2	2	4	3	0	0	0	Mika Zibanejad	4	3	2	5	3	0	1	0
Scott Laughton	4	1	2	3	1	2	0	0	Vincent Trocheck	4	1	3	4	2	2	0	1
Ryan Poehling	4	1	2	3	-2	0	1	0	Artemi Panarin	4	1	3	4	0	4	1	0
Travis Sanheim	4	0	3	3	2	4	0	0	Alexis Lafrenière	4	3	0	3	0	2	0	0
Tyson Foerster	4	2	0	2	1	2	0	0	Adam Fox	3	1	2	3	-1	2	0	0
Sean Couturier	4	1	1	2	1	4	0	0	Chris Kreider	4	1	1	2	3	0	0	0
Owen Tippett	4	1	0	1	1	0	0	0	Blake Wheeler	1	0	2	2	2	2	0	0
Noah Cates	4	1	0	1	0	0	0	0	Jonny Brodzinski	3	1	0	1	-2	0	0	0
Cam York	4	1	0	1	1	0	0	0	Matt Rempe	2	1	0	1	1	5	0	0
Bobby Brink	3	1	0	1	0	0	0	0	Barclay Goodrow	4	0	1	1	-2	9	0	0
Cameron Atkinson	3	0	1	1	-1	0	0	0	Erik Gustafsson	3	0	1	1	2	4	0	0
Nick Seeler	3	0	1	1	-2	0	0	0	K'Andre Miller	4	0	1	1	-1	8	0	0
Morgan Frost	3	0	1	1	0	0	0	0	Kaapo Kakko	4	0	1	1	-2	0	0	0
Egor Zamula	4	0	1	1	1	0	0	0	Braden Schneider	4	0	1	1	2	0	0	0
Marc Staal	2	0	0	0	0	0	0	0	Nick Bonino	1	0	0	0	0	2	0	0
Erik Johnson	2	0	0	0	0	2	0	0	Tyler Pitlick	1	0	0	0	0	0	0	0
Nicolas Deslauriers	2	0	0	0	0	5	0	0	Jacob Trouba	3	0	0	0	-2	2	0	0
Garnet Hathaway	4	0	0	0	0	16	0	0	Jimmy Vesey	4	0	0	0	-2	0	0	0
Olle Licksell	1	0	0	0	0	0	0	0	Chad Ruhwedel	1	0	0	0	-1	0	0	0
Sean Walker	2	0	0	0	-2	2	0	0	Alexander Wennberg	1	0	0	0	-1	0	0	0
Joel Farabee	4	0	0	0	-3	6	0	0	John (Jack) Roslovic	2	0	0	0	-1	0	0	0
Adam Ginning	1	0	0	0	1	0	0	0	Ryan Lindgren	3	0	0	0	1	2	0	0
Ronnie Attard	1	0	0	0	1	0	0	0	Zac Jones	2	0	0	0	-1	2	0	0
Jamie Drysdale	2	0	0	0	0	0	0	0	Adam Edstrom	1	0	0	0	0	0	0	0
									Will Cuyll	4	0	0	0	-4	17	0	0
									Brandon Scanlin	1	0	0	0	0	0	0	0
									Brandon Scanlin	1	0	0	0	0	0	0	0

2023-24 MATCHUPS

Fri.	11/29	Wells Fargo Center	1:00 P.M.
Thu.	1/23	Madison Square Garden	7:00 P.M.
Wed.	4/9	Madison Square Garden	7:30 P.M.

YEAR	OVERALL						HOME						ROAD					
	GP	W	L	T	OTL	PTS	GP	W	L	T	OTL	PTS	GP	W	L	T	OTL	PTS
1967-68	4	1	3	0	--	2	2	1	1	0	--	2	2	0	2	0	--	0
1968-69	6	1	3	2	--	4	3	0	2	1	--	1	3	1	1	1	--	3
1969-70	6	0	0	6	--	6	3	0	0	3	--	3	3	0	0	3	--	3
1970-71	6	3	2	1	--	7	3	3	0	0	--	6	3	0	2	1	--	1
1971-72	6	0	6	0	--	0	3	0	3	0	--	0	3	0	3	0	--	0
1972-73	5	0	4	1	--	1	2	0	2	0	--	0	3	0	2	1	--	1
1973-74	5	1	2	2	--	4	3	1	0	2	--	4	2	0	2	0	--	0
1974-75	6	3	2	1	--	7	3	1	1	1	--	3	3	2	1	0	--	4
1975-76	6	5	1	0	--	10	3	3	0	0	--	6	3	2	1	0	--	4
1976-77	6	2	0	4	--	8	3	2	0	1	--	5	3	0	0	3	--	3
1977-78	6	4	0	2	--	10	3	3	0	0	--	6	3	1	0	2	--	4
1978-79	8	3	2	3	--	9	4	2	2	0	--	4	4	1	0	3	--	5
1979-80	4	2	1	1	--	5	2	1	1	0	--	2	2	1	0	1	--	3
1980-81	4	1	1	2	--	4	2	0	1	1	--	1	2	1	0	1	--	3
1981-82	8	2	4	2	--	6	4	1	2	1	--	3	4	1	2	1	--	3
1982-83	7	4	3	0	--	8	4	3	1	0	--	6	3	1	2	0	--	2
1983-84	7	3	4	0	--	6	3	2	1	0	--	4	4	1	3	0	--	2
1984-85	7	7	0	0	--	14	4	4	0	0	--	8	3	3	0	0	--	6
1985-86	7	6	1	0	--	12	3	3	0	0	--	6	4	3	1	0	--	6
1986-87	7	3	4	0	--	6	4	1	3	0	--	2	3	2	1	0	--	4
1987-88	7	3	3	1	--	7	3	1	2	0	--	2	4	2	1	1	--	5
1988-89	7	3	3	1	--	7	4	2	1	1	--	5	3	1	2	0	--	2
1989-90	7	2	5	0	--	4	3	0	3	0	--	0	4	2	2	0	--	4
1990-91	7	2	3	2	--	6	4	2	0	2	--	6	3	0	3	0	--	0
1991-92	7	1	6	0	--	2	3	1	2	0	--	2	4	0	4	0	--	0
1992-93	7	4	2	1	--	9	3	3	0	0	--	6	4	1	2	1	--	3
1993-94	5	1	3	1	--	3	2	1	1	0	--	2	3	0	2	1	--	1
1994-95	4	2	2	0	--	4	2	1	1	0	--	2	2	1	1	0	--	2
1995-96	5	1	3	1	--	3	3	1	2	0	--	2	2	0	1	1	--	1
1996-97	6	2	3	1	--	5	3	1	2	0	--	2	3	1	1	1	--	3
1997-98	5	3	1	1	--	7	2	1	1	0	--	2	3	2	0	1	--	5
1998-99	5	2	2	1	--	5	3	1	1	1	--	3	2	1	1	0	--	2
1999-00	5	4	1	0	0	8	2	1	1	0	0	2	3	3	0	0	0	6
2000-01	5	4	0	0	1	9	3	3	0	0	0	6	2	1	0	0	1	3
2001-02	5	3	2	0	0	6	2	2	0	0	0	4	3	1	2	0	0	2
2002-03	5	3	2	0	0	6	3	2	1	0	0	4	2	1	1	0	0	2
2003-04	6	5	1	0	0	10	3	2	1	0	0	4	3	3	0	0	0	6
2005-06	8	4	2	--	2	10	4	1	2	--	1	3	4	3	0	--	1	7
2006-07	8	2	5	--	1	5	4	0	3	--	1	1	4	2	2	--	0	4
2007-08	8	3	3	--	2	8	4	1	2	--	1	3	4	2	1	--	1	5
2008-09	6	2	4	--	0	4	3	1	2	--	0	2	3	1	2	--	0	2
2009-10	6	3	3	--	0	6	3	2	1	--	0	4	3	1	2	--	0	2
2010-11	6	4	1	--	1	9	3	2	0	--	1	5	3	2	1	--	0	4
2011-12	6	0	6	--	0	0	3	0	3	--	0	0	3	0	3	--	0	0
2012-13	5	2	3	--	0	4	3	2	1	--	0	4	2	0	2	--	0	0
2013-14	4	2	2	--	0	4	2	2	0	--	0	4	2	0	2	--	0	0
2014-15	4	1	3	--	0	2	2	1	1	--	0	2	2	0	2	--	0	0
2015-16	5	2	1	--	2	6	3	1	0	--	2	4	2	1	1	--	0	2
2016-17	4	1	3	--	0	2	2	0	2	--	0	0	2	1	1	--	0	2
2017-18	4	3	1	--	0	6	2	2	0	--	0	4	2	1	1	--	0	2
2018-19	4	3	1	--	0	6	2	1	1	--	0	2	2	2	0	--	0	4
2019-20	3	3	0	--	0	6	2	2	0	--	0	4	1	1	0	--	0	2
2020-21	8	4	3	--	1	9	4	2	1	--	1	5	4	2	2	--	0	4
2021-22	4	1	3	--	0	2	2	0	2	--	0	0	2	1	1	--	0	2
2022-23	3	0	1	--	2	2	2	0	1	--	1	1	1	0	0	--	1	1
2023-24	4	1	2	--	1	3	2	0	2	--	0	0	2	1	0	--	1	3
TOTALS	319	137	132	37	13	324	161	76	63	14	8	174	158	61	69	23	5	150

FLYERS STREAKS VS. N.Y. RANGERS

	OVERALL	HOME	AWAY
Current Streak	1 game 4/11/24 (1-0-0)	6 games, 1/15/22-2/24/24 (0-5-1)	1 game 4/11/24 (1-0-0)
All-Time Win Streak	11 games, 3/17/84-12/7/85 (11-0-0)	9 games, 3/17/84-3/29/86 (9-0-0)	6 games, 11/8/03-3/22/06 (6-0-0)
All-Time Point Streak	13 games, 11/24/76-10/12/78 (6-0-7)	10 games, 4/3/75-4/6/78 (8-0-2)	14 games, 12/22/76-3/30/81 (4-0-10)
All-Time Winless Streak	13 games, 11/28/71-12/26/73 (0-11-2)	7 games, 2x, last, 10/7/06-2/9/08 (0-5-2)	15 games, 2/9/69-2/24/74 (0-9-6)
All-Time Losing Streak	10 games, 11/28/71-1/14/73 (0-10-0)	5 games, 11/28/71-1/14/73 (0-5-0)	10 games, 3/6/11-11/29/14 (0-10-0)
Last Win	Apr. 11, 2024 (4-1)	Mar. 27, 2021 (2-1)	Apr. 11, 2024 (4-1)
Last Loss	Mar. 26, 2024 (6-5 OT)	Feb. 24, 2024 (2-1)	Mar. 26, 2024 (6-5 OT)



OTTAWA SENATORS

FLYERS vs. OTTAWA SENATORS

2023-24 Flyers Record: 1-2-0 (1-1-0 home, 0-1-0 road)

All-Time Flyers Record: 52-39-17 (31-17-6 home, 21-22-11 road)

Date	Opp.	Scoring By Period					Shots By Period				Power Plays	Penalties/Minutes	Game-Winning Goal	Goaltender (Saves-Shots)	Attn.		
		1	2	3	OT	F	1	2	3	OT						T	
10/14	OTT	2	2	1	--	5	13	12	6	--	31	3-5	9-21	Sanderson	Forsberg (19-21)	20,011	
	PHI	1	1	0	--	2	5	4	12	--	21	1-6	8-19		Hart (26-31)		
1/21	PHI	2	1	0	--	3	8	9	8	--	25	2-4	3-6		Ersson (29-33)	18,930	
	OTT	0	2	3	--	5	8	12	14	--	34	0-3	4-8	Tarasenko	Sogaard (22-25)		
3/2	PHI	1	2	1	--	4	19	17	4	--	40	0-4	5-12	Foerster	Sandstrom (24-26)	18,971	
	OTT	0	1	1	--	2	4	14	8	--	26	0-5	5-10		Sogaard (36-39)		
TOTALS		Scoring By Period					Shots By Period				Power Plays (%)	Penalties/Minutes	Goaltenders (Record, Saves-Shots)				
		1	2	3	OT	F	1	2	3	OT	T						
	OTT	2	5	5	--	12	25	38	28	--	91	3-13 (23.07)	17-39	Forsberg (1-0-0, 19-21); Sogaard (1-1-0, 58-64)			
	PHI	4	4	1	--	9	32	30	24	--	86	3-14 (21.4)	16-37	Hart (0-1-0, 26-31); Sandstrom (1-0-0, 24-26); Ersson (0-1-0, 29-33)			

INDIVIDUAL SCORING:

FLYERS	GP	G	A	TP	+/-	PIM	PP	SH	OTTAWA	GP	G	A	TP	+/-	PIM	PP	SH
Joel Farabee	3	2	2	4	1	2	1	0	Vladimir Tarasenko	3	2	2	4	3	0	0	0
Egor Zamula	2	2	1	3	-2	0	1	0	Jakob Chychrun	3	2	2	4	6	4	1	0
Cam York	3	2	1	3	-3	4	0	0	Claude Giroux	3	1	3	4	1	4	0	0
Tyson Foerster	3	2	1	3	2	4	0	0	Brady Tkachuk	2	2	1	3	2	2	1	0
Travis Konecny	2	1	2	3	-2	2	1	0	Tim Stütze	3	2	1	3	1	2	0	0
Cameron Atkinson	3	0	1	1	-2	2	0	0	Thomas Chabot	3	1	1	2	3	0	0	0
Nick Seeler	3	0	1	1	-1	9	0	0	Zack MacEwen	3	1	1	2	2	0	0	0
Scott Laughton	3	0	1	1	0	2	0	0	Jake Sanderson	3	1	1	2	0	2	1	0
Travis Sanheim	3	0	1	1	-1	6	0	0	Mathieu Joseph	3	0	2	2	1	2	0	0
Sean Walker	3	0	1	1	2	0	0	0	Shane Pinto	2	0	2	2	3	0	0	0
Marc Staal	2	0	0	0	0	0	0	0	Dominik Kubalik	2	0	1	1	1	0	0	0
Nicolas Deslauriers	3	0	0	0	0	2	0	0	Jacob Bernard-Docker	2	0	1	1	-1	4	0	0
Sean Couturier	3	0	0	0	-2	2	0	0	Ridly Greig	3	0	1	1	1	2	0	0
Rasmus Ristolainen	1	0	0	0	-2	0	0	0	Travis Hamonic	2	0	0	0	0	0	0	0
Garnet Hathaway	3	0	0	0	-2	2	0	0	Rourke Chartier	2	0	0	0	0	0	0	0
Owen Tippett	2	0	0	0	1	0	0	0	Josh Norris	1	0	0	0	1	2	0	0
Morgan Frost	3	0	0	0	0	0	0	0	Erik Brannstrom	2	0	0	0	-1	0	0	0
Ryan Poehling	3	0	0	0	-3	0	0	0	Drake Batherson	3	0	0	0	-1	2	0	0
Noah Cates	3	0	0	0	-5	0	0	0	Mark Kastelic	2	0	0	0	0	5	0	0
Bobby Brink	1	0	0	0	0	0	0	0	Parker Kelly	3	0	0	0	-1	0	0	0
Emil Andrae	1	0	0	0	-1	0	0	0	Maxence Guenette	1	0	0	0	1	2	0	0
Jamie Drysdale	1	0	0	0	0	0	0	0	Artem Zub	3	0	0	0	-1	6	0	0

2023-24 MATCHUPS

Thu		11/14	Canadian Tire Centre	7:00 P.M.
Tue.		3/11	Wells Fargo Center	7:00 P.M.
Sun.		4/13	Canadian Tire Centre	1:00 P.M.

YEAR	OVERALL						HOME						ROAD					
	GP	W	L	T	OTL	PTS	GP	W	L	T	OTL	PTS	GP	W	L	T	OTL	PTS
1992-93	3	2	1	0	--	4	2	2	0	0	--	4	1	0	1	0	--	0
1993-94	4	3	0	1	--	7	2	2	0	0	--	4	2	1	0	1	--	3
1994-95	3	1	2	0	--	2	1	0	1	0	--	0	2	1	1	0	--	2
1995-96	4	4	0	0	--	8	2	2	0	0	--	4	2	2	0	0	--	4
1996-97	4	4	0	0	--	8	2	2	0	0	--	4	2	2	0	0	--	4
1997-98	4	4	0	0	--	8	2	2	0	0	--	4	2	2	0	0	--	4
1998-99	5	1	4	0	--	2	2	0	2	0	--	0	3	1	2	0	--	2
1999-00	4	0	2	2	0	2	2	0	1	1	0	1	2	0	1	1	0	1
2000-01	4	1	2	1	0	3	2	1	1	0	0	2	2	0	1	1	0	1
2001-02	4	1	2	1	0	3	2	0	1	1	0	1	2	1	1	0	0	2
2002-03	4	1	1	2	0	4	2	1	1	0	0	2	2	0	0	2	0	2
2003-04	4	1	2	1	0	3	2	1	1	0	0	2	2	0	1	1	0	1
2005-06	4	3	1	--	0	6	2	2	0	--	0	4	2	1	1	--	0	2
2006-07	4	0	3	--	1	1	2	0	1	--	1	1	2	0	2	--	0	0
2007-08	4	3	0	--	1	7	2	2	0	--	0	4	2	1	0	--	1	3
2008-09	4	1	2	--	1	3	2	1	1	--	0	2	2	0	1	--	1	1
2009-10	4	1	3	--	0	2	2	1	1	--	0	2	2	0	2	--	0	0
2010-11	4	2	2	--	0	4	2	2	0	--	0	4	2	0	2	--	0	0
2011-12	4	2	1	--	1	5	2	1	0	--	1	3	2	1	1	--	0	2
2012-13	3	2	1	--	0	4	2	1	1	--	0	2	1	1	0	--	0	2
2013-14	3	2	0	--	1	5	1	1	0	--	0	2	2	1	0	--	1	3
2014-15	3	1	1	--	1	3	2	1	1	--	0	2	1	0	0	--	1	1
2015-16	3	2	1	--	0	4	1	1	0	--	0	2	2	1	1	--	0	2
2016-17	3	2	0	--	1	5	2	1	0	--	1	3	1	1	0	--	0	2
2017-18	3	1	1	--	1	3	1	0	0	--	1	1	2	1	1	--	0	2
2018-19	3	2	1	--	0	4	2	1	1	--	0	2	1	1	0	--	0	2
2019-20	3	2	1	--	0	4	1	1	0	--	0	2	2	1	1	--	0	2
2020-21	Did Not Play						Did Not Play						Did Not Play					
2021-22	3	1	2	--	0	2	2	1	1	--	0	2	1	0	1	--	0	0
2022-23	3	1	1	--	1	3	1	0	1	--	0	0	2	1	0	--	1	3
2023-24	3	1	2	--	0	2	2	1	1	--	0	2	1	0	1	--	0	0
TOTALS	108	52	39	8	9	121	54	31	17	2	4	68	54	21	22	6	5	53

FLYERS STREAKS VS. OTTAWA			
	OVERALL	HOME	AWAY
Current Streak	1 game, 3/2/24 (1-0-0)	1 game, 3/2/24 (1-0-0)	1 game, 1/21/24 (0-1-0)
All-Time Win Streak	12 games, 10/29/95-1/3/98 (12-0-0)	6 games, 10/29/95-11/11/97 (6-0-0)	7 games, 3/16/95-1/3/98 (7-0-0)
All-Time Point Streak	12 games, 10/29/95-1/3/98 (12-0-0)	6 games, 10/29/95-11/11/97 (6-0-0)	7 games, 3/16/95-1/3/98 (7-0-0)
All-Time Winless Streak	7 games, 2/20/99-10/17/00 (0-5-2)	5 games, 11/1/98-10/17/00 (0-4-1)	7 games, 2/19/08-4/5/11 (0-5-2)
All-Time Losing Streak	3 games, 3x, last, 12/10/09-3/23/10 (0-3-0)	3 games, 11/1/98-10/2/99 (0-3-0)	4 games, 1/3/10-4/5/11 (0-4-0)
Last Win	Mar. 3, 2024 (4-2)	Mar. 3, 2024 (4-2)	Nov. 5, 2022 (2-1)
Last Loss	Jan. 21, 2024 (5-3)	Jan. 21, 2024 (5-3)	Oct. 14, 2023 (5-2)



PITTSBURGH PENGUINS

FLYERS vs. PITTSBURGH PENGUINS

2023-24 Flyers Record: 2-2-0 (1-1-0 home, 1-1-0 road)

All-Time Flyers Record: 165-103-43 (104-38-12 home, 61-65-31 road)

Date	Opp.	Scoring By Period					Shots By Period					Power Plays	Penalties/Minutes	Game-Winning Goal	Goaltender (Saves-Shots)	Attn.
		1	2	3	OT	F	1	2	3	OT	T					
12/2	PIT	0	1	2	0	3	3	8	15	6	32	0-5	4-8		Jarry (31-34)	
	PHI	0	1	2	0	4	7	15	10	1	33	1-4	5-10	Couturier (SO)	Ersson (29-32)	18,303
12/4	PHI	0	1	0	1	2	8	14	7	4	33	0-1	3-6	Couturier (OT)	Ersson (31-32)	
	PIT	1	0	0	0	1	14	11	5	2	32	0-3	1-2		Nedeljkovic (31-33)	*18,084
1/8	PHI	1	0	0	-	1	13	13	11	-	37	1-2	7-16		Hart (31-36)	
	PIT	2	1	1	-	4	17	14	8	-	39	1-6	4-8	Karlsson	Nedeljkovic (36-37)	*18,279
	PIT	2	2	3	-	7	11	10	11	-	32	2-4	4-10	Letang	Jarry (15-21)	
2/25	PHI	1	3	2	-	6	7	9	5	-	21	1-5	4-8		Petersen (25-32)	18,212

TOTALS	Scoring By Period					Shots By Period					Power Plays (%)	Penalties/Minutes	Goaltenders (Record, Saves-Shots)
	1	2	3	OT	F	1	2	3	OT	T			
PIT	5	4	6	0	15	45	43	39	8	135	3-16 (18.75)	13-28	Nedeljkovic (1-0-1, 67-70); Jarry (1-0-1, 46-55)
PHI	2	5	4	1	12	35	51	33	5	124	2-12 (16.67)	19-40	Hart (0-1-0, 31-36); Petersen (0-1-0, 25-32); Ersson (2-0-0, 60-64)

INDIVIDUAL SCORING:

FLYERS	GP	G	A	TP	+/-	PIM	PP	SH	PITTSBURGH	GP	G	A	TP	+/-	PIM	PP	SH
Tyson Foerster	4	4	2	6	1	0	2	0	Bryan Rust	4	2	5	7	3	2	1	0
Scott Laughton	4	3	1	4	4	2	0	2	Sidney Crosby	4	2	3	5	2	2	0	0
Sean Couturier	4	1	3	4	0	2	0	0	Jake Guentzel	3	2	2	4	0	0	0	0
Owen Tippett	4	2	1	3	-3	0	1	0	Evgeni Malkin	4	1	3	4	3	4	0	0
Travis Sanheim	4	1	2	3	1	6	0	0	Kris Letang	4	2	1	3	1	2	0	0
Cam York	4	1	2	3	-1	6	0	0	Rickard Rakell	2	2	1	3	1	2	1	0
Travis Konecny	3	0	2	2	1	0	0	0	Erik Karlsson	4	1	2	3	2	2	0	0
Olle Lycksell	1	0	2	2	1	0	0	0	Drew O'Connor	4	1	1	2	3	2	0	0
Nick Seeler	4	0	1	1	-1	2	0	0	Marcus Pettersson	4	0	2	2	2	0	0	0
Rasmus Ristolainen	3	0	1	1	-2	0	0	0	Chad Ruhwedel	2	1	0	1	1	0	0	0
Noah Cates	1	0	1	1	0	0	0	0	Emil Bemstrom	1	1	0	1	-1	0	1	0
Sean Walker	4	0	1	1	0	0	0	0	Jeff Carter	4	0	1	1	1	0	0	0
Joel Farabee	4	0	1	1	-4	0	0	0	Reilly Smith	4	0	1	1	-2	0	0	0
Egor Zamula	1	0	1	1	-2	0	0	0	Ryan Graves	4	0	1	1	0	0	0	0
Marc Staal	3	0	0	0	-1	2	0	0	Jansen Harkins	4	0	1	1	0	4	0	0
Cameron Atkinson	4	0	0	0	-2	2	0	0	Valtteri Puustinen	2	0	1	1	1	0	0	0
Nicolas Deslauriers	4	0	0	0	1	4	0	0	Lars Eller	4	0	0	0	-2	4	0	0
Garnet Hathaway	4	0	0	0	-4	4	0	0	Vinnie Hinostroza	1	0	0	0	0	0	0	0
Morgan Frost	4	0	0	0	-2	4	0	0	Noel Acciari	2	0	0	0	0	0	0	0
Ryan Poehling	4	0	0	0	-5	2	0	0	Ryan Shea	2	0	0	0	1	0	0	0
Bobby Brink	3	0	0	0	0	0	0	0	Alex Nylander	1	0	0	0	0	0	0	0
Jamie Drysdale	1	0	0	0	-1	0	0	0	Joona Koppanen	2	0	0	0	0	0	0	0
									Pierre-Olivier Joseph	2	0	0	0	2	0	0	0
									John Ludvig	2	0	0	0	0	0	0	0
									Radim Zohorna	2	0	0	0	0	4	0	0

2023-24 MATCHUPS

Mon.		12/23	PPG Paints Arena	7:00 PM.
Sat.		2/8	Wells Fargo Center	7:00 PM.
Tue.		2/25	Wells Fargo Center	7:00 PM.
Thu.		2/27	PPG Paints Arena	7:00 PM.

YEAR	OVERALL						HOME						ROAD					
	GP	W	L	T	OTL	PTS	GP	W	L	T	OTL	PTS	GP	W	L	T	OTL	PTS
1967-68	10	3	4	3	--	9	5	3	2	0	--	6	5	0	2	3	--	3
1968-69	8	4	1	3	--	11	4	3	0	1	--	7	4	1	1	2	--	4
1969-70	8	1	5	2	--	4	4	1	2	1	--	3	4	0	3	1	--	1
1970-71	6	3	1	2	--	8	3	3	0	0	--	6	3	0	1	2	--	2
1971-72	6	2	3	1	--	5	3	2	0	1	--	5	3	0	3	0	--	0
1972-73	6	4	2	0	--	8	3	3	0	0	--	6	3	1	2	0	--	2
1973-74	5	3	2	0	--	6	3	2	1	0	--	4	2	1	1	0	--	2
1974-75	4	3	1	0	--	6	2	2	0	0	--	4	2	1	1	0	--	2
1975-76	4	3	0	1	--	7	2	2	0	0	--	4	2	1	0	1	--	3
1976-77	4	3	1	0	--	6	2	2	0	0	--	4	2	1	1	0	--	2
1977-78	4	3	0	1	--	7	2	1	0	1	--	3	2	2	0	0	--	4
1978-79	4	3	1	0	--	6	2	2	0	0	--	4	2	1	1	0	--	2
1979-80	4	3	0	1	--	7	2	1	0	1	--	3	2	2	0	0	--	4
1980-81	4	4	0	0	--	8	2	2	0	0	--	4	2	2	0	0	--	4
1981-82	8	5	2	1	--	11	4	4	0	0	--	8	4	1	2	1	--	3
1982-83	7	5	1	1	--	11	4	4	0	0	--	8	3	1	1	1	--	3
1983-84	7	7	0	0	--	14	3	3	0	0	--	6	4	4	0	0	--	8
1984-85	7	5	2	0	--	10	4	4	0	0	--	8	3	1	2	0	--	2
1985-86	7	6	0	1	--	13	3	3	0	0	--	6	4	3	0	1	--	7
1986-87	7	4	1	2	--	10	4	3	0	1	--	7	3	1	1	1	--	3
1987-88	7	5	2	0	--	10	3	3	0	0	--	6	4	2	2	0	--	4
1988-89	7	3	4	0	--	6	4	2	2	0	--	4	3	1	2	0	--	2
1989-90	7	4	3	0	--	8	3	2	1	0	--	4	4	2	2	0	--	4
1990-91	7	4	2	1	--	9	4	2	2	0	--	4	3	2	0	1	--	5
1991-92	7	0	5	2	--	2	3	0	2	1	--	1	4	0	3	1	--	1
1992-93	7	1	5	1	--	3	3	1	2	0	--	2	4	0	3	1	--	1
1993-94	4	1	2	1	--	3	2	1	1	0	--	2	2	0	1	1	--	1
1994-95	3	2	1	0	--	4	2	2	0	0	--	4	1	0	1	0	--	0
1995-96	4	2	2	0	--	4	2	2	0	0	--	4	2	0	2	0	--	0
1996-97	4	3	1	0	--	6	2	2	0	0	--	4	2	1	1	0	--	2
1997-98	4	2	2	0	--	4	2	2	0	0	--	4	2	0	2	0	--	0
1998-99	5	3	1	1	--	7	2	2	0	0	--	4	3	1	1	1	--	3
1999-00	5	4	0	1	0	9	3	3	0	0	0	6	2	1	0	1	0	3
2000-01	5	2	3	0	0	4	2	1	1	0	0	2	3	1	2	0	0	2
2001-02	5	3	1	1	0	7	3	3	0	0	0	6	2	0	1	1	0	1
2002-03	5	4	1	0	0	8	2	2	0	0	0	4	3	2	1	0	0	4
2003-04	6	2	1	3	0	7	3	1	1	1	0	3	3	1	0	2	0	4
2005-06	8	6	1	--	1	13	4	3	0	--	1	7	4	3	1	--	0	6
2006-07	8	0	6	--	2	2	4	0	3	--	1	1	4	0	3	--	1	1
2007-08	8	5	3	--	0	10	4	4	0	--	0	8	4	1	3	--	0	2
2008-09	6	2	2	--	2	6	3	1	2	--	0	2	3	1	0	--	2	4
2009-10	6	1	4	--	1	2	3	0	2	--	1	0	3	1	2	--	0	2
2010-11	6	4	1	--	1	9	3	1	1	--	1	3	3	3	0	--	0	6
2011-12	6	4	2	--	0	8	3	2	1	--	0	4	3	2	1	--	0	4
2012-13	4	1	2	--	1	3	2	0	2	--	0	0	2	1	0	--	1	3
2013-14	5	4	1	--	0	8	2	1	1	--	0	2	3	3	0	--	0	6
2014-15	4	4	0	--	0	8	2	2	0	--	0	4	2	2	0	--	0	4
2015-16	4	1	3	--	0	2	2	1	1	--	0	2	2	0	2	--	0	0
2016-17	4	2	2	--	0	4	2	1	1	--	0	2	2	1	1	--	0	2
2017-18	4	0	2	--	2	2	2	0	2	--	0	0	2	0	0	--	2	2
2018-19	4	3	1	--	0	6	2	1	1	--	0	2	2	2	0	--	0	4
2019-20	3	1	1	--	1	3	1	1	0	--	0	2	2	0	1	--	1	1
2020-21	8	5	3	--	0	10	4	3	1	--	0	6	4	2	2	--	0	4
2021-22	4	1	1	--	2	4	2	1	1	--	0	2	2	0	0	--	2	2
2022-23	3	0	3	--	0	0	1	0	1	--	0	0	2	0	2	--	0	0
2023-24	4	2	2	--	0	4	2	1	1	--	0	2	2	1	1	--	0	2
TOTALS	311	165	103	30	13	373	154	104	38	8	4	220	157	61	65	22	9	153

FLYERS STREAKS VS. PITTSBURGH

	OVERALL	HOME	AWAY
Current Streak	3 games, 1/8/24 - 2/25/24 (0-2-0)	1 game, 1/8/24 (0-1-0)	1 game, 2/25/24 (0-1-0)
All-Time Win Streak	11 games, 12/12/82-3/28/84 (11-0-0)	23 games, 2/17/80-1/29/87 (23-0-0)	5 games, 3x, last, 11/13/13-4/1/15 (5-0-0)
All-Time Point Streak	13 games, 10/28/82-3/28/84 (12-0-1)	42 games, 2/7/74-12/8/88 (39-0-3)	8 games, 3/15/03-1/21/06 (6-0-2)
All-Time Winless Streak	14 games, 3/26/91-1/30/93 (0-9-5)	6 games, 2x, last, 1/13/09-10/16/10 (0-5-1)	14 games, 2x, last, 3/30/91-1/27/96 (0-10-4)
All-Time Losing Streak	6 games, 10/5/06-1/13/07 (0-6-0)	3 games, 5x, last, 1/2/18-2/11/19 (0-3-0)	4 games, 3x, last, 3/12/06-12/13/06 (0-4-0)
Last Win	Dec. 4, 2023 (2-1 OT)	Dec. 4, 2023 (2-1 OT)	Dec. 2, 2023 (4-3 SO)
Last Loss	Feb. 25, 2024 (7-6)	Jan. 8, 2024 (4-1)	Feb. 25, 2024 (7-6)



SAN JOSE SHARKS

FLYERS vs. SAN JOSE SHARKS

2022-23 Flyers Record: 1-1-0 (1-0-0 home, 0-1-0 road)

All-Time Flyers Record: 19-20-12 (9-9-7 home, 10-11-5 road)

Date	Opp.	Scoring By Period				Shots By Period				Power Plays	Penalties/ Minutes	Game-Winning Goal	Goaltender (Saves-Shots)	Attn.			
		1	2	3	OT	F	1	2	3						OT	T	
11/7	SJS	1	1	0	--	2	4	7	8	--	19	1-5	9-37	Eklund	Blackwood (38-39)	10,074	
	PHI	0	1	0	--	1	13	11	15	--	39	0-4	9-37		Ersson (17-19)		
3/12	PHI	1	1	1	--	3	11	16	14	--	41	1-4	6-12	Tippett	Ersson (27-29)	*18,289	
	SJS	1	1	0	--	2	10	10	9	--	29	2-5	5-10		Chrona (38-41)		
TOTALS		Scoring By Period				Shots By Period				Power Plays	Penalties/ Minutes	Goaltenders (Record, Saves-Shots)					
		1	2	3	OT	F	1	2	3			OT	T				
		SJS	2	2	0	--	4	14	17	17	--	48	3-10 (30.0)	14-47	Blackwood (1-0-0, 38-39); Chrona (0-1-0, 38-41)		
		PHI	1	2	1	--	4	24	27	29	--	80	1-8 (12.5)	15-49	Ersson (1-1-0, 44-48)		

INDIVIDUAL SCORING:

FLYERS	GP	G	A	TP	+/-	PIM	PP	SH	SAN JOSE	GP	G	A	TP	+/-	PIM	PP	SH
Joel Farabee	2	2	0	2	2	0	0	0	Filip Zadina	2	2	0	2	-1	0	2	0
Morgan Frost	1	1	1	2	1	2	1	0	Anthony Duclair	1	1	1	2	0	12	0	0
Travis Konecny	2	0	2	2	0	16	0	0	Luke Kunin	2	0	2	2	-1	2	0	0
Cam York	2	0	2	2	1	2	0	0	William Eklund	2	1	0	1	-1	0	1	0
Owen Tippett	2	1	0	1	0	0	0	0	Mikael Granlund	2	0	1	1	0	4	0	0
Scott Loughton	2	0	1	1	2	12	0	0	Kevin Labanc	1	0	1	1	0	0	0	0
Travis Sanheim	2	0	1	1	2	2	0	0	Klim Kostin	1	0	1	1	-1	0	0	0
Marc Staal	1	0	0	0	1	0	0	0	Alexander Barabanov	1	0	1	1	0	0	0	0
Erik Johnson	1	0	0	0	0	0	0	0	Marc-Edouard Vlasic	2	0	0	0	-2	0	0	0
Cameron Atkinson	1	0	0	0	0	0	0	0	Mike Hoffman	1	0	0	0	0	0	0	0
Nicolas Deslauriers	1	0	0	0	0	5	0	0	Tomas Hertl	1	0	0	0	0	0	0	0
Nick Seeler	1	0	0	0	-1	0	0	0	Kyle Burroughs	2	0	0	0	0	2	0	0
Sean Couturier	2	0	0	0	-1	0	0	0	Justin Bailey	1	0	0	0	0	0	0	0
Garnet Hathaway	2	0	0	0	0	2	0	0	Ryan Carpenter	2	0	0	0	-1	0	0	0
Louie Belpedio	1	0	0	0	0	0	0	0	Givani Smith	2	0	0	0	0	7	0	0
Denis Gurianov	1	0	0	0	0	0	0	0	Jacob MacDonald	1	0	0	0	-1	0	0	0
Ryan Poehling	2	0	0	0	0	0	0	0	Mario Ferraro	2	0	0	0	0	0	0	0
Noah Cates	2	0	0	0	1	0	0	0	Jan Rutta	1	0	0	0	0	2	0	0
Sean Walker	1	0	0	0	-1	0	0	0	Fabian Zetterlund	2	0	0	0	0	2	0	0
Egor Zamula	2	0	0	0	1	4	0	0	Ty Emberson	1	0	0	0	1	0	0	0
Ronnie Attard	1	0	0	0	1	0	0	0	Calen Addison	1	0	0	0	-1	0	0	0
Bobby Brink	2	0	0	0	0	0	0	0	Nico Sturm	2	0	0	0	0	0	0	0
Tyson Foerster	2	0	0	0	2	2	0	0	Nikita Okhotiuk	1	0	0	0	0	10	0	0
									Henry Thrun	1	0	0	0	-1	2	0	0
									Thomas Bordeleau	1	0	0	0	-1	2	0	0
Tyson Foerster	2	0	0	0	2	2	0	0	Henry Thrun	1	0	0	0	-1	2	0	0
									Thomas Bordeleau	1	0	0	0	-1	2	0	0

2023-24 MATCHUPS

Mon.		11/11	SAP Center	7:00 P.M.
Tue.		12/31	Wells Fargo Center	8:00 P.M.

YEAR	OVERALL						HOME						ROAD					
	GP	W	L	T	OTL	PTS	GP	W	L	T	OTL	PTS	GP	W	L	T	OTL	PTS
1991-92	3	2	1	0	--	4	1	1	0	0	--	2	2	1	1	0	--	2
1992-93	2	2	0	0	--	4	1	1	0	0	--	2	1	1	0	0	--	2
1993-94	2	1	1	0	--	2	1	0	1	0	--	0	1	1	0	0	--	2
1994-95	Did Not Play						Did Not Play						Did Not Play					
1995-96	2	2	0	0	--	4	1	1	0	0	--	2	1	1	0	0	--	2
1996-97	2	1	0	1	--	3	1	0	0	1	--	1	1	1	0	0	--	2
1997-98	2	1	1	0	--	2	1	0	1	0	--	0	1	1	0	0	--	2
1998-99	2	1	0	1	--	3	1	1	0	0	--	2	1	0	0	1	--	1
1999-00	2	2	0	0	0	4	1	1	0	0	0	2	1	1	0	0	0	2
2000-01	1	1	0	0	0	2	1	1	0	0	0	2	Did Not Play					
2001-02	1	0	1	0	0	0	Did Not Play						1	0	1	0	0	0
2002-03	2	0	1	1	0	1	1	0	0	1	0	1	1	0	1	0	0	0
2003-04	2	0	1	1	0	1	1	0	1	0	0	0	1	0	0	1	0	1
2005-06	Did Not Play						Did Not Play						Did Not Play					
2006-07	1	0	1	0	--	0	Did Not Play						1	0	1	--	0	0
2007-08	1	0	1	--	0	0	1	0	1	--	0	0	Did Not Play					
2008-09	2	0	0	--	2	2	1	0	0	--	1	1	1	0	0	--	1	1
2009-10	2	0	2	--	0	0	1	0	1	--	0	0	1	0	1	--	0	0
2010-11	1	0	0	--	1	1	1	0	0	--	1	1	Did Not Play					
2011-12	1	0	1	--	0	0	Did Not Play						1	0	1	--	0	0
2012-13	Did Not Play						Did Not Play						Did Not Play					
2013-14	2	1	1	--	0	2	1	0	1	--	0	0	1	1	0	--	0	2
2014-15	2	0	1	--	1	1	1	0	0	--	1	1	1	0	1	--	0	0
2015-16	2	0	1	--	1	1	1	0	0	--	1	1	1	0	1	--	0	0
2016-17	2	1	1	--	0	2	1	1	0	--	0	2	1	0	1	--	0	0
2017-18	2	1	1	--	0	2	1	0	1	--	0	0	1	1	0	--	0	2
2018-19	2	0	1	--	1	1	1	0	1	--	0	0	1	0	0	--	1	1
2019-20	2	1	1	--	0	2	1	1	0	--	0	2	1	0	1	--	0	0
2020-21	Did Not Play						Did Not Play						Did Not Play					
2021-22	2	0	0	--	2	2	1	0	0	--	1	1	1	0	0	--	1	1
2022-23	2	1	1	--	0	2	1	0	1	--	0	0	1	1	0	--	0	2
2023-24	2	1	1	--	0	2	1	1	0	--	0	2	1	0	1	--	0	0
TOTALS	51	19	20	4	8	50	25	9	9	2	5	25	26	10	11	2	3	25

FLYERS STREAKS VS. SAN JOSE

	OVERALL	HOME	AWAY
Current Streak	1 game, 3/12/24 (1-0-0)	1 game, 3/12/24 (1-0-0)	1 game, 11/7/23 (0-1-0)
All-Time Win Streak	3 games, 3x, last, 11/5/99-12/21/00 (3-0-0)	3 games, 10/20/98-12/21/00 (3-0-0)	6 games, 3/1/92-10/13/97 (6-0-0)
All-Time Point Streak	10 games, 3/1/92-10/13/97 (8-0-2)	5 games, 10/31/91-11/16/96 (3-0-2)	8 games, 3/1/92-11/5/99 (7-0-1)
All-Time Winless Streak	13 games, 1/2/02-2/28/12 (0-8-5)	9 games, 11/21/02-11/19/15 (0-4-5)	7 games, 1/2/02-2/28/12 (0-5-2)
All-Time Losing Streak	3 games, 2/16/04-2/21/08 (0-3-0)	2 games, 2x, last, 11/28/17-10/9/18 (0-2-0)	3 games, 12/2/14-12/30/16 (0-3-0)
Last Win	Mar. 12, 2024 (3-2)	Mar. 12, 2024 (3-2)	Dec. 29, 2022 (4-3 OT)
Last Loss	Nov. 7, 2023 (2-1)	Oct. 23, 2022 (3-0)	Nov. 7, 2023 (2-1)



SEATTLE KRAKEN

FLYERS vs. SEATTLE KRAKEN

2022-23 Flyers Record: 1-0-1 (1-0-0 home, 0-0-1 road)

All-Time Flyers Record: 3-2-1 (2-1-0 home, 1-1-1 road)

Date	Opp.	Scoring By Period					Shots By Period					Power Plays	Penalties/ Minutes	Game-Winning Goal	Goaltender (Saves-Shots)	Attn.
		1	2	3	OT	F	1	2	3	OT	T					
12/29	SEA	0	0	1	1	2	5	9	11	4	29	1-2	3-6	Schultz	D'Accord (27-28)	17,151
	PHI	1	0	0	0	1	11	4	12	1	28	0-3	2-4	Hart (27-29)		
2/10	PHI	2	0	1	-	3	13	11	14	-	38	1-4	3-6	Couturier	Petersen (17-19)	
	SEA	1	0	1	-	2	10	7	2	-	19	0-3	4-8	D'Accord (35-38)	*18,926	

TOTALS	Scoring By Period					Shots By Period					Power Plays (%)	Penalties/ Minutes	Goaltenders (Record, Saves-Shots)
	1	2	3	OT	F	1	2	3	OT	T			
SEA	1	0	2	1	4	15	16	13	4	48	1-5 (20.0)	7-14	D'Accord (1-1-0, 62-66)
PHI	3	0	1	0	4	24	15	26	1	66	1-7 (14.28)	5-10	Petersen (1-0-0, 17-21); Hart (0-0-1, 27-29);

INDIVIDUAL SCORING:

FLYERS	GP	G	A	TP	+/-	PIM	PP	SH	SEATTLE	GP	G	A	TP	+/-	PIM	PP	SH
Scott Laughton	2	1	1	2	1	0	1	0	Vince Dunn	2	1	2	3	-1	2	1	0
Travis Konecny	2	1	1	2	1	0	0	1	Oliver Bjorkstrand	2	0	2	2	-1	0	0	0
Travis Sanheim	2	0	2	2	-1	0	0	0	Alexander Wennberg	2	0	2	2	-1	0	0	0
Sean Couturier	2	1	0	1	-1	0	0	0	Justin Schultz	1	1	0	1	1	2	0	0
Ryan Poehling	2	1	0	1	0	0	0	1	Tomas Tatar	2	1	0	1	0	2	0	0
Nick Seeler	2	0	1	1	1	0	0	0	Jared McCann	2	1	0	1	-1	0	0	0
Garnet Hathaway	2	0	1	1	1	0	0	0	Adam Larsson	2	0	1	1	2	0	0	0
Morgan Frost	2	0	1	1	0	0	0	0	Yanni Gourde	2	0	1	1	1	2	0	0
Cam York	2	0	1	1	2	0	0	0	Jordan Eberle	2	0	0	0	-1	0	0	0
Cameron Atkinson	2	0	0	0	0	0	0	0	Brian Dumoulin	2	0	0	0	0	0	0	0
Nicolas Deslauriers	2	0	0	0	0	0	0	0	Jaden Schwartz	1	0	0	0	1	0	0	0
Rasmus Ristolainen	2	0	0	0	-1	2	0	0	Jamie Oleksiak	2	0	0	0	-1	2	0	0
Owen Tippett	2	0	0	0	-1	0	0	0	Andre Burakovsky	2	0	0	0	0	0	0	0
Noah Cates	1	0	0	0	0	0	0	0	Will Borgen	2	0	0	0	0	2	0	0
Sean Walker	2	0	0	0	1	2	0	0	Brandon Tanev	2	0	0	0	0	0	0	0
Joel Farabee	2	0	0	0	0	2	0	0	Kailer Yamamoto	2	0	0	0	-1	0	0	0
Egor Zamula	1	0	0	0	0	0	0	0	Eeli Tolvanen	2	0	0	0	0	0	0	0
Bobby Brink	1	0	0	0	0	0	0	0	Tye Kartye	1	0	0	0	0	2	0	0
Jamie Drysdale	1	0	0	0	-1	0	0	0	Matty Beniers	2	0	0	0	0	0	0	0
Tyson Foerster	2	0	0	0	-2	2	0	0	Ryker Evans	1	0	0	0	0	0	0	0
									Ryker Evans	1	0	0	0	0	0	0	0

2023-24 MATCHUPS

Thu.	10/17	Climate Pledge Arena	10:00 P.M.
Sat.	3/8	Wells Fargo Center	12:30 P.M.

YEAR	OVERALL						HOME						ROAD					
	GP	W	L	T	OTL	PTS	GP	W	L	T	OTL	PTS	GP	W	L	T	OTL	PTS
2021-22	2	2	0	--	0	4	1	1	0	--	0	2	1	1	0	--	0	2
2022-23	2	0	2	--	0	0	1	0	1	--	0	0	1	0	1	--	0	0
2023-24	2	1	0	--	1	3	1	1	0	--	0	2	1	0	0	--	1	1
TOTALS	6	3	2	0	1	7	3	2	1	0	0	4	3	1	1	0	1	3

FLYERS STREAKS VS. SEATTLE			
	OVERALL	HOME	AWAY
Current Streak	1 game, 2/10/24 (1-0-0)	1 game, 2/10/24 (1-0-0)	2 games, 2/16/23 - 12/29/23 (0-1-1)
All-Time Win Streak	2 games, 10/18/21-12/29/21 (2-0-0)	1 game, 10/18/21 (1-0-0)	1 game, 12/29/21 (1-0-0)
All-Time Point Streak	2 games, 10/18/21-12/29/21 (2-0-0)	1 game, 10/18/21 (1-0-0)	1 game, 12/29/21 (1-0-0)
All-Time Winless Streak	2 games, 2/12/23-2/16/23 (0-2-0)	1 game, 2/12/23 (0-1-0)	1 game, 2/16/23 (0-1-0)
All-Time Losing Streak	2 games, 2/12/23-2/16/23 (0-2-0)	1 game, 2/12/23 (0-1-0)	1 game, 2/16/23 (0-1-0)
Last Win	Feb. 10, 2024 (3-2)	Feb. 10, 2024 (3-2)	Dec. 29, 2021 (3-2 OT)
Last Loss	Dec. 29, 2023 (2-1 OT)	Feb. 12, 2023 (4-3)	Dec. 29, 2023 (2-1 OT)



ST. LOUIS BLUES

FLYERS vs. ST. LOUIS BLUES

2023-24 Flyers Record: 1-0-1 (0-0-1 home, 1-0-0 road)

All-Time Flyers Record: 93-46-21 (52-16-11 home, 41-30-10 road)

Date	Opp.	Scoring By Period				Shots By Period				Power Plays	Penalties/Minutes	Game-Winning Goal	Goaltender (Saves-Shots)	Attn.	
		1	2	3	OT	F	1	2	3						OT
1/15	STL	0	1	1	-	2	9	9	12	-	30	1-3	2-4	Hofer (38-41)	18,096
	PHI	0	2	2	-	4	13	20	9	-	42	0-2	3-6	Hart (28-30)	
3/4	PHI	1	0	0	0	1	12	10	14	6	42	0-2	3-6	Ersson (24-25)	*18,728
	STL	0	1	0	0	2	6	13	5	1	25	0-3	2-4	Binnington (41-42)	
TOTALS		Scoring By Period				Shots By Period				Power Plays (%)	Penalties/Minutes	Goaltenders (Record, Saves-Shots)			
1	2	3	OT	F	1	2	3	OT	T			1-0-1	0-0-0	38-41	41-42
STL	0	2	1	0	4	15	22	17	1	55	1-6 (16.67)	4-8	Hofer (0-1-0, 38-41);	Binnington (1-0-0, 41-42)	
PHI	1	2	2	0	5	25	30	23	6	84	0-4 (0.0)	6-12	Hart (1-0-0, 28-30);	Ersson (0-0-1, 24-25)	

INDIVIDUAL SCORING:

FLYERS	GP	G	A	TP	+/-	PIM	PP	SH	ST. LOUIS	GP	G	A	TP	+/-	PIM	PP	SH
Scott Laughton	2	2	0	2	2	0	0	0	Brayden Schenn	2	0	2	2	-2	0	0	0
Ryan Poehling	2	1	1	2	2	0	0	0	Kevin Hayes	2	1	0	1	1	0	0	0
Owen Tippett	2	1	0	1	1	0	0	0	Brandon Saad	2	1	0	1	0	0	0	0
Joel Farabee	2	1	0	1	0	0	0	0	Oskar Sundqvist	2	1	0	1	-1	4	1	0
Cameron Atkinson	2	0	1	1	0	0	0	0	Kasperii Kapanen	2	0	1	1	1	0	0	0
Garnet Hathaway	2	0	1	1	2	2	0	0	Jordan Kyrou	2	0	1	1	-4	2	0	0
Travis Sanheim	2	0	1	1	1	0	0	0	Scott Perunovich	2	0	1	1	0	0	0	0
Travis Konecny	1	0	1	1	1	0	0	0	Marco Scandella	1	0	0	0	0	0	0	0
Morgan Frost	2	0	1	1	0	0	0	0	Nick Leddy	2	0	0	0	1	0	0	0
Sean Walker	2	0	1	1	1	2	0	0	Justin Faulk	2	0	0	0	-3	0	0	0
Egor Zamula	2	0	1	1	1	2	0	0	Torey Krug	2	0	0	0	-4	0	0	0
Marc Staal	1	0	0	0	0	2	0	0	Colton Parayko	2	0	0	0	0	0	0	0
Nicolas Deslauriers	1	0	0	0	0	0	0	0	Pavel Buchnevich	2	0	0	0	-2	0	0	0
Nick Seeler	2	0	0	0	1	4	0	0	Nathan Walker	2	0	0	0	0	0	0	0
Sean Couturier	1	0	0	0	0	0	0	0	Sammy Blais	1	0	0	0	0	0	0	0
Rasmus Ristolainen	1	0	0	0	1	0	0	0	Robert Thomas	2	0	0	0	-3	0	0	0
Noah Cates	2	0	0	0	0	0	0	0	Alexey Toropchenko	2	0	0	0	0	0	0	0
Olle Lycksell	1	0	0	0	0	0	0	0	Jake Neighbours	2	0	0	0	-2	2	0	0
Cam York	2	0	0	0	1	0	0	0	Matthew Kessel	1	0	0	0	1	0	0	0
Bobby Brink	2	0	0	0	0	0	0	0	Zack Bolduc	1	0	0	0	1	0	0	0
Tyson Foerster	2	0	0	0	1	0	0	0									

2023-24 MATCHUPS

Thu.	10/31	Wells Fargo Center	7:00 P.M.
Sat.	11/30	Enterprise Center	7:00 P.M.

YEAR	OVERALL						HOME						ROAD					
	GP	W	L	T	OTL	PTS	GP	W	L	T	OTL	PTS	GP	W	L	T	OTL	PTS
1967-68	10	7	1	2	--	16	5	3	0	2	--	8	5	4	1	0	--	8
1968-69	8	1	6	1	--	3	4	1	2	1	--	3	4	0	4	0	--	0
1969-70	8	1	5	2	--	4	4	1	2	1	--	3	4	0	3	1	--	1
1970-71	6	1	3	2	--	4	3	0	2	1	--	1	3	1	1	1	--	3
1971-72	6	1	2	3	--	5	3	1	1	1	--	3	3	0	1	2	--	2
1972-73	5	3	1	1	--	7	2	2	0	0	--	4	3	1	1	1	--	3
1973-74	6	6	0	0	--	12	3	3	0	0	--	6	3	3	0	0	--	6
1974-75	5	3	2	0	--	6	2	2	0	0	--	4	3	1	2	0	--	2
1975-76	5	3	1	1	--	7	3	3	0	0	--	6	2	0	1	1	--	1
1976-77	5	5	0	0	--	10	2	2	0	0	--	4	3	3	0	0	--	6
1977-78	5	4	1	0	--	8	3	3	0	0	--	6	2	1	1	0	--	2
1978-79	5	4	1	0	--	8	3	3	0	0	--	6	2	1	1	0	--	2
1979-80	4	2	0	2	--	6	2	1	0	1	--	3	2	1	0	1	--	3
1980-81	4	3	0	1	--	7	2	1	0	1	--	3	2	2	0	0	--	4
1981-82	3	3	0	0	--	6	1	1	0	0	--	2	2	2	0	0	--	4
1982-83	3	3	0	0	--	6	2	2	0	0	--	4	1	1	0	0	--	2
1983-84	3	1	2	0	--	2	1	1	0	0	--	2	2	0	2	0	--	0
1984-85	3	3	0	0	--	6	2	2	0	0	--	4	1	1	0	0	--	2
1985-86	3	2	1	0	--	4	1	1	0	0	--	2	2	1	1	0	--	2
1986-87	3	3	0	0	--	6	2	2	0	0	--	4	1	1	0	0	--	2
1987-88	3	2	1	0	--	4	1	1	0	0	--	2	2	1	1	0	--	2
1988-89	3	0	3	0	--	0	2	0	2	0	--	0	1	0	1	0	--	0
1989-90	3	2	1	0	--	4	1	1	0	0	--	2	2	1	1	0	--	2
1990-91	3	1	1	1	--	3	2	0	1	1	--	1	1	1	0	0	--	2
1991-92	2	2	0	0	--	4	1	1	0	0	--	2	1	1	0	0	--	2
1992-93	2	1	1	0	--	2	1	1	0	0	--	2	1	0	1	0	--	0
1993-94	2	2	0	0	--	4	1	1	0	0	--	2	1	1	0	0	--	2
1994-95	Did Not Play						Did Not Play						Did Not Play					
1995-96	2	1	0	1	--	3	1	0	0	1	--	1	1	1	0	0	--	2
1996-97	2	1	1	0	--	2	1	1	0	0	--	2	1	0	1	0	--	0
1997-98	2	1	1	0	--	2	1	0	1	0	--	0	1	1	0	0	--	2
1998-99	2	1	1	0	--	2	1	1	0	0	--	2	1	0	1	0	--	0
1999-00	2	1	1	0	0	2	1	1	0	0	0	2	1	0	1	0	0	0
2000-01	2	2	0	0	0	4	1	1	0	0	0	2	1	1	0	0	0	2
2001-02	2	2	0	0	0	4	1	1	0	0	0	2	1	1	0	0	0	2
2002-03	2	1	1	0	0	2	1	0	1	0	0	0	1	1	0	0	0	2
2003-04	1	1	0	0	0	2	Did Not Play						1	1	0	0	0	2
2005-06	1	1	0	0	--	2	Did Not Play						1	1	0	--	0	2
2006-07	1	1	0	--	0	2	1	1	0	--	0	2	Did Not Play					
2007-08	Did Not Play						Did Not Play						Did Not Play					
2008-09	1	0	1	--	0	0	Did Not Play						1	0	1	--	0	0
2009-10	1	1	0	--	0	2	1	1	0	--	0	2	Did Not Play					
2010-11	1	0	0	--	1	1	Did Not Play						1	0	0	--	1	1
2011-12	1	0	1	--	0	0	1	0	1	--	0	0	Did Not Play					
2012-13	Did Not Play						Did Not Play						Did Not Play					
2013-14	2	1	0	--	1	3	1	1	0	--	0	2	1	0	0	--	1	1
2014-15	2	1	0	--	1	3	1	1	0	--	0	2	1	0	0	--	1	1
2015-16	2	2	0	--	0	4	1	1	0	--	0	2	1	1	0	--	0	2
2016-17	2	0	2	--	0	0	1	0	1	--	0	0	1	0	1	--	0	0
2017-18	2	2	0	--	0	4	1	1	0	--	0	2	1	1	0	--	0	2
2018-19	2	0	2	--	0	0	1	0	1	--	0	0	1	0	1	--	0	0
2019-20	1	1	0	--	0	2	Did Not Play						1	1	0	--	0	2
2020-21	Did Not Play						Did Not Play						Did Not Play					
2021-22	2	1	1	--	0	2	1	0	1	--	0	0	1	1	0	--	0	2
2022-23	2	1	1	--	0	2	1	1	0	--	0	2	1	0	1	--	0	0
2023-24	2	1	0	--	1	3	1	0	0	--	1	1	1	1	0	--	0	2
TOTALS	160	93	46	17	4	207	79	52	16	10	1	115	81	41	30	7	3	92

FLYERS STREAKS VS. ST. LOUIS			
	OVERALL	HOME	AWAY
Current Streak	1 game, 3/4/24 (0-0-1)	1 game, 3/4/24 (0-0-1)	1 game, 1/15/24 (1-0-0)
All-Time Win Streak	8 games, 2/20/73-3/27/74 (8-0-0)	20 games, 3/4/72-11/1/79 (20-0-0)	6 games, 1/22/80-1/1/83 (6-0-0)
All-Time Point Streak	16 games, 3/18/79-2/10/83 (13-0-3)	34 games, 2/6/72-1/7/88 (31-0-3)	8 games, 3/31/79-1/1/83 (7-0-1)
All-Time Winless Streak	8 games, 12/13/70-2/6/72 (0-3-5)	6 games, 4/2/70-2/6/72 (0-4-2)	9 games, 3/27/68-3/12/70 (0-8-1)
All-Time Losing Streak	3 games, 4x, last, 3/12/70-11/15/70 (0-3-0)	2 games, 3x, last, 1/7/19-2/22/22 (0-2-0)	7 games, 3/27/68-12/20/69 (0-7-0)
Last Win	Jan. 15, 2024 (4-2)	Nov. 8, 2022 (5-1)	Jan. 15, 2024 (4-2)
Last Loss	Mar. 4, 2024 (2-1 SO)	Mar. 4, 2024 (2-1 SO)	Apr. 4, 2023 (4-2)



TAMPA BAY LIGHTNING

FLYERS vs. TAMPA BAY LIGHTNING

2023-24 Flyers Record: 1-2-0 (1-1-0 home, 0-1-0 road)

All-Time Flyers Record: 49-46-16 (24-20-11 home, 25-26-5 road)

Date	Opp.	Scoring By Period					Shots By Period					Power Plays	Penalties/Minutes	Game-Winning Goal	Goaltender (Saves-Shots)		Attn.
		1	2	3	OT	F	1	2	3	OT	T				Ersson (15-19)	Vasilevskiy (29-32)	
1/23	PHI	0	2	1	-	3	7	14	11	-	32	1-2	4-8	Eyssimont	Sanheim	Ersson (20-22)	*17,937
	TBL	2	2	2	-	6	5	8	8	-	21	2-3	3-6				
2/27	PHI	1	0	5	-	6	8	8	15	-	31	0-3	2-4	Hedman	Ersson (11-15); Sandstrom (8-11)	19,092	
	TBL	0	1	1	-	2	5	11	6	-	22	0-2	3-6				Vasilevskiy (25-25)
3/9	TBL	4	1	2	-	7	16	3	7	-	26	3-4	6-21	Ersson (11-15); Sandstrom (8-11)			
	PHI	0	0	0	-	0	9	11	5	-	25	0-3	10-43				

TOTALS	Scoring By Period					Shots By Period					Power Plays (%)	Penalties/Minutes	Goaltenders (Record, Saves-Shots)	
	1	2	3	OT	F	1	2	3	OT	T			Plays	Minutes
TBL	6	4	5	-	15	19	30	19	-	68	4-9 (44.4)	12-33	Vasilevskiy (2-1-0, 79-88)	
PHI	1	2	6	-	9	24	33	31	-	88	1-8 (12.5)	16-55		

INDIVIDUAL SCORING:

FLYERS	GP	G	A	TP	+/-	PIM	PP	SH	TAMPA BAY	GP	G	A	TP	+/-	PIM	PP	SH
Morgan Frost	3	0	4	4	0	0	0	0	Nikita Kucherov	3	3	3	6	2	2	1	0
Cam York	3	2	0	2	-2	0	0	0	Darren Raddysh	3	0	6	6	1	2	0	0
Cameron Atkinson	2	1	1	2	0	7	0	0	Brayden Point	3	2	3	5	-4	0	1	0
Travis Sanheim	3	1	1	2	-2	2	0	0	Victor Hedman	3	2	2	4	2	2	0	0
Noah Cates	3	1	1	2	2	0	0	0	Brandon Hagel	3	2	2	4	1	4	1	0
Sean Walker	2	1	1	2	2	2	0	0	Steven Stamkos	3	1	3	4	-1	0	0	0
Joel Farabee	3	0	2	2	-1	0	0	0	Michael Eyssimont	3	1	2	3	2	7	1	0
Bobby Brink	1	1	0	1	1	0	0	0	Nicholas Paul	3	2	0	2	1	0	1	0
Jamie Drysdale	1	1	0	1	0	0	1	0	Anthony Duclair	1	1	1	2	1	0	0	0
Tyson Foerster	3	1	0	1	-2	0	0	0	Anthony Cirelli	3	0	2	2	4	4	0	0
Marc Staal	2	0	1	1	0	0	0	0	Conor Sheary	3	1	0	1	0	0	0	0
Nick Seeler	2	0	1	1	1	0	0	0	Calvin de Haan	2	0	1	1	-1	0	0	0
Garnet Hathaway	3	0	1	1	2	20	0	0	Nick Perbix	3	0	1	1	-1	0	0	0
Ryan Poehling	3	0	1	1	2	0	0	0	Maxwell Crozier	2	0	1	1	0	0	0	0
Erik Johnson	1	0	0	0	-1	0	0	0	Austin Watson	1	0	0	0	0	5	0	0
Nicolas Deslauriers	2	0	0	0	0	5	0	0	Luke Glendening	3	0	0	0	0	0	0	0
Sean Couturier	3	0	0	0	-1	7	0	0	Mathew Dumba	1	0	0	0	1	5	0	0
Scott Laughton	3	0	0	0	-3	0	0	0	Tyler Motte	3	0	0	0	0	0	0	0
Rasmus Ristolainen	1	0	0	0	-2	2	0	0	Haydn Fleury	1	0	0	0	1	0	0	0
Travis Konecny	2	0	0	0	-4	0	0	0	Erik Cernak	2	0	0	0	1	0	0	0
Denis Gurianov	1	0	0	0	0	0	0	0	Philippe Myers	1	0	0	0	0	0	0	0
Owen Tippett	2	0	0	0	-2	2	0	0	Alex Barré-Boulet	1	0	0	0	0	0	0	0
Olle Lycksell	2	0	0	0	-1	0	0	0	Mitchell Chaffee	1	0	0	0	0	0	0	0
Egor Zamula	2	0	0	0	0	0	0	0	Emil Lilleberg	2	0	0	0	0	2	0	0
Ronnie Attard	1	0	0	0	-1	4	0	0									
Ronnie Attard	1	0	0	0	-1	4	0	0									

2023-24 MATCHUPS

Thu.	11/7	Amalie Arena	7:00 P.M.
Thu.	3/13	Wells Fargo Center	7:00 P.M.
Mon.	3/17	Amalie Arena	7:00 P.M.

YEAR	OVERALL						HOME						ROAD					
	GP	W	L	T	OTL	PTS	GP	W	L	T	OTL	PTS	GP	W	L	T	OTL	PTS
1992-93	2	1	1	0	--	2	1	1	0	0	--	2	1	0	1	0	--	0
1993-94	5	3	1	1	--	7	2	1	0	1	--	3	3	2	1	0	--	4
1994-95	4	4	0	0	--	8	2	2	0	0	--	4	2	2	0	0	--	4
1995-96	5	2	1	2	--	6	3	1	0	2	--	4	2	1	1	0	--	2
1996-97	5	2	2	1	--	5	2	0	1	1	--	1	3	2	1	0	--	4
1997-98	6	5	0	1	--	11	3	3	0	0	--	6	3	2	0	1	--	5
1998-99	4	2	1	1	--	5	2	1	0	1	--	3	2	1	1	0	--	2
1999-00	4	3	1	0	0	6	2	2	0	0	0	4	2	1	1	0	0	2
2000-01	4	2	1	1	0	5	2	1	0	1	0	3	2	1	1	0	0	2
2001-02	4	3	0	1	0	7	2	1	0	1	0	3	2	2	0	0	0	4
2002-03	4	3	1	0	0	6	2	1	1	0	0	2	2	2	0	0	0	4
2003-04	4	0	3	0	1	1	2	0	1	0	1	1	2	0	2	0	0	0
2005-06	4	0	4	--	0	0	2	0	2	--	0	0	2	0	2	0	0	0
2006-07	4	1	2	--	1	3	2	0	1	--	1	1	2	1	1	--	0	2
2007-08	4	2	2	--	0	4	2	1	1	--	0	2	2	1	1	--	0	2
2008-09	4	2	2	--	0	4	2	1	1	--	0	2	2	1	1	--	0	2
2009-10	4	4	0	--	0	8	2	2	0	--	0	4	2	2	0	--	0	4
2010-11	4	1	3	--	0	2	2	0	2	--	0	0	2	1	1	--	0	2
2011-12	4	1	2	--	1	3	2	1	1	--	0	2	2	0	1	--	1	1
2012-13	3	1	2	--	0	2	1	1	0	--	0	2	2	0	2	--	0	0
2013-14	3	0	3	--	0	0	1	0	1	--	0	0	2	0	2	--	0	0
2014-15	3	1	2	--	0	2	2	1	1	--	0	2	1	0	1	--	0	0
2015-16	3	2	0	--	1	5	1	1	0	--	0	2	2	1	0	--	1	3
2016-17	3	1	2	--	0	2	2	1	1	--	0	2	1	0	1	--	0	0
2017-18	3	1	1	--	1	3	1	0	1	--	0	0	2	1	0	--	1	3
2018-19	3	0	1	--	2	2	2	0	1	--	1	1	1	0	0	--	1	1
2019-20	2	0	2	--	0	0	1	0	1	--	0	0	1	0	1	--	0	0
2020-21	Did Not Play						Did Not Play						Did Not Play					
2021-22	3	0	2	--	1	1	2	0	1	--	1	1	1	0	1	--	0	0
2022-23	3	1	2	--	0	2	1	0	1	--	0	0	2	1	1	--	0	2
2023-24	3	1	2	--	0	2	2	1	1	--	0	2	1	0	1	--	0	0
TOTALS	111	49	46	8	8	114	55	24	20	7	4	59	56	25	26	1	4	55

FLYERS STREAKS VS. TAMPA BAY

	OVERALL	HOME	AWAY
Current Streak	1 game, 3/9/24 (0-1-0)	1 game, 2/27/24 (1-0-0)	2 game, 3/7/23 - 3/9/24 (0-2-0)
All-Time Win Streak	5 games, 1/30/09-3/2/10 (5-0-0)	4 games, 1/30/99-12/6/00 (4-0-0)	5 games, 1/12/01-4/4/03 (5-0-0)
All-Time Point Streak	10 games, 4/1/97-1/30/99 (7-0-3)	13 games, 4/1/97-1/18/03 (9-0-4)	5 games, 1/12/01-4/4/03 (5-0-0)
All-Time Winless Streak	10 games, 2x, last, 1/25/18-12/5/21 (0-6-4)	8 games, 1/28/03-2/14/08 (0-6-2)	8 games, 11/9/11-10/8/15 (0-6-2)
All-Time Losing Streak	9 games, 1/3/04-11/2/06 (0-9-0)	4 games, 2/2/04-11/2/06 (0-4-0)	6 games, 12/27/11-10/30/14 (0-6-0)
Last Win	Feb. 27, 2024 (6-2)	Feb. 27, 2024 (6-2)	Oct. 18, 2022 (3-2)
Last Loss	Mar. 9, 2024 (7-0)	Jan. 23, 2024 (6-3)	Mar. 9, 2024 (7-0)



TORONTO MAPLE LEAFS

FLYERS vs. TORONTO MAPLE LEAFS

2023-24 Flyers Record: 1-1-1 (1-1-0 home, 0-0-1 road)

All-Time Flyers Record: 101-66-28 (59-29-10 home, 42-37-18 road)

Date	Opp.	Scoring By Period					Shots By Period					Power Plays	Penalties/Minutes	Game-Winning Goal	Goaltender (Saves-Shots)	Attn.	
		1	2	3	OT	F	1	2	3	OT	T						
2/15	TOR	0	3	0	1	4	8	11	8	1	28	1-3	6-15	Nylander (OT)	Samsonov (30-32)	18,646	
	PHI	1	0	2	0	3	10	11	11	0	32	1-3	7-25				
3/14	PHI	0	1	1	-	2	12	9	7	-	28	1-3	5-18	Ersson (9-12); Sandstrom (12-15)	Samsonov (26-28)	*19,158	
	TOR	3	0	3	-	6	12	7	8	-	27	0-4	4-16				
3/19	PHI	1	2	1	-	4	8	15	7	-	30	0-2	4-11	Laughton	Ersson (27-30)	*18,623	
	TOR	0	0	3	-	3	7	11	12	-	30	1-3	3-9				
TOTALS		Scoring By Period					Shots By Period					Power Plays (%)	Penalties/Minutes	Goaltenders (Record, Saves-Shots)			
		1	2	3	OT	F	1	2	3	OT	T						
		TOR	3	3	6	1	13	27	29	28	1	85	2-10 (20.0)	13-40	Samsonov (2-1-0, 81-90)		
		PHI	2	3	4	0	9	30	35	25	0	90	2-8 (25.0)	16-54	Ersson (1-1-1, 60-70); Sandstrom (0-0-0, 12-15)		

INDIVIDUAL SCORING:

FLYERS	GP	G	A	TP	+/-	PIM	PP	SH	TORONTO	GP	G	A	TP	+/-	PIM	PP	SH
Owen Tippett	3	2	2	4	1	2	1	0	Auston Matthews	3	4	3	7	3	0	1	0
Travis Sanheim	3	2	1	3	-1	0	0	1	William Nylander	3	3	2	5	4	2	1	0
Travis Konecny	3	1	2	3	-1	4	1	0	Tyler Bertuzzi	3	2	2	4	2	2	0	0
Morgan Frost	3	1	2	3	-1	4	0	0	Timothy Liljegren	3	1	3	4	5	0	0	0
Scott Laughton	3	1	1	2	1	2	0	0	John Tavares	3	1	2	3	2	0	0	0
Garnet Hathaway	3	1	1	2	0	10	0	0	Mitch Marner	1	0	3	3	2	0	0	0
Tyson Foerster	2	1	0	1	1	0	0	1	Pontus Holmberg	3	1	1	2	1	2	0	0
Nick Seeler	1	0	1	1	0	2	0	0	Morgan Rielly	2	0	2	2	2	2	0	0
Sean Couturier	2	0	1	1	-2	2	0	0	Matthew Knies	3	1	0	1	-3	0	0	0
Noah Cates	3	0	1	1	-4	0	0	0	Jake McCabe	3	0	1	1	1	4	0	0
Joel Farabee	3	0	1	1	-2	0	0	0	Max Domi	3	0	1	1	0	10	0	0
Ronnie Attard	2	0	1	1	1	0	0	0	David Kampf	3	0	1	1	1	0	0	0
Cam York	3	0	1	1	-2	2	0	0	Ilya Lyubushkin	1	0	1	1	2	0	0	0
Marc Staal	2	0	0	0	-1	0	0	0	Connor Dewar	2	0	1	1	0	0	0	0
Erik Johnson	2	0	0	0	-5	0	0	0	Mark Giordano	1	0	0	0	-1	2	0	0
Cameron Atkinson	1	0	0	0	-1	0	0	0	Ryan Reaves	2	0	0	0	0	5	0	0
Nicolas Deslauriers	2	0	0	0	0	22	0	0	TJ Brodie	3	0	0	0	1	0	0	0
Denis Gurianov	1	0	0	0	0	0	0	0	Calle Jankrok	1	0	0	0	1	0	0	0
Ryan Poehling	3	0	0	0	-3	0	0	0	Joel Edmundson	2	0	0	0	1	0	0	0
Olle Lycksell	1	0	0	0	-1	0	0	0	William Lagesson	1	0	0	0	-1	0	0	0
Sean Walker	1	0	0	0	1	2	0	0	Noah Gregor	1	0	0	0	0	2	0	0
Adam Ginning	1	0	0	0	0	0	0	0	Simon Benoit	2	0	0	0	-1	5	0	0
Egor Zamula	3	0	0	0	0	0	0	0	Nicholas Robertson	2	0	0	0	-3	0	0	0
Bobby Brink	2	0	0	0	-1	2	0	0	Bobby McMann	3	0	0	0	0	4	0	0
Jamie Drysdale	1	0	0	0	0	0	0	0									
Bobby Brink	2	0	0	0	-1	2	0	0									
Jamie Drysdale	1	0	0	0	0	0	0	0									

2023-24 MATCHUPS

Sun.	1/5	Scotiabank Arena	7:00 P.M.
Tue.	1/7	Wells Fargo Center	7:00 P.M.
Tue.	3/25	Scotiabank Arena	7:00 P.M.

TORONTO MAPLE LEAFS



YEAR	OVERALL						HOME						ROAD						
	GP	W	L	T	OTL	PTS	GP	W	L	T	OTL	PTS	GP	W	L	T	OTL	PTS	
1967-68	4	3	1	0	--	6	2*	2	0	0	--	4	2	1	1	0	--	2	4
1968-69	6	1	1	4	--	6	3	0	1	2	--	2	3	1	0	2	--	2	4
1969-70	6	2	3	1	--	5	3	1	1	1	--	3	3	1	2	0	--	2	2
1970-71	6	3	2	1	--	7	3	2	0	1	--	5	3	1	2	0	--	2	2
1971-72	6	2	2	2	--	6	3	1	1	1	--	3	3	1	1	1	--	3	3
1972-73	5	3	1	1	--	7	3	3	0	0	--	6	2	0	1	1	--	1	1
1973-74	5	4	0	1	--	9	2	1	0	1	--	3	3	3	0	0	--	6	6
1974-75	4	3	0	1	--	7	2	2	0	0	--	4	2	1	0	1	--	3	3
1975-76	4	3	0	1	--	7	2	2	0	0	--	4	2	1	0	1	--	3	3
1976-77	4	2	1	1	--	5	2	1	1	0	--	2	2	1	0	1	--	3	3
1977-78	4	1	3	0	--	2	2	1	1	0	--	2	2	0	2	0	--	0	1
1978-79	5	2	2	1	--	5	2	2	0	0	--	4	3	0	2	1	--	1	0
1979-80	4	1	1	2	--	4	2	1	1	0	--	2	2	0	0	2	--	2	2
1980-81	4	0	2	2	--	2	2	0	1	1	--	1	2	0	1	1	--	1	1
1981-82	3	2	1	0	--	4	2	2	0	0	--	4	1	0	1	0	--	0	0
1982-83	3	2	0	1	--	5	1	1	0	0	--	2	2	1	0	1	--	3	3
1983-84	3	3	0	0	--	6	2	2	0	0	--	4	1	1	0	0	--	2	2
1984-85	3	2	1	0	--	4	1	1	0	0	--	2	2	1	1	0	--	2	2
1985-86	3	2	1	0	--	4	2	1	1	0	--	2	1	1	0	0	--	2	2
1986-87	3	1	1	1	--	3	1	1	0	0	--	2	2	0	1	1	--	1	1
1987-88	3	1	2	0	--	2	2	1	1	0	--	2	1	0	1	0	--	0	0
1988-89	3	2	1	0	--	4	1	1	0	0	--	2	2	1	1	0	--	2	2
1989-90	3	2	1	0	--	4	2	1	1	0	--	2	1	1	0	0	--	2	2
1990-91	3	3	0	0	--	6	1	1	0	0	--	2	2	2	0	0	--	4	4
1991-92	3	1	1	1	--	3	2	1	0	1	--	3	1	0	1	0	--	0	0
1992-93	2	2	0	0	--	4	1	1	0	0	--	2	1	1	0	0	--	2	2
1993-94	2	0	2	0	--	0	1	0	1	0	--	0	1	0	1	0	--	0	0
1994-95	Did Not Play						Did Not Play						Did Not Play						
1995-96	2	2	0	0	--	4	1	1	0	0	--	2	1	1	0	0	--	2	2
1996-97	2	2	0	0	--	4	1	1	0	0	--	2	1	1	0	0	--	2	2
1997-98	2	1	1	0	--	2	1	1	0	0	--	2	1	0	1	0	--	0	0
1998-99	4	3	1	0	--	6	2	1	1	0	--	2	2	2	0	0	--	4	4
1999-00	4	3	1	0	0	6	2	2	0	0	0	4	2	1	1	0	0	2	2
2000-01	4	2	2	0	0	4	2	1	1	0	0	2	2	1	1	0	0	2	2
2001-02	4	2	1	1	0	5	2	1	1	0	0	2	2	1	0	1	0	3	3
2002-03	4	2	2	0	0	4	2	1	1	0	0	2	2	1	1	0	0	2	2
2003-04	4	3	1	0	0	6	2	1	1	0	0	2	2	2	0	0	0	4	4
2005-06	4	1	3	--	0	2	2	0	2	--	0	0	2	1	1	--	0	2	2
2006-07	4	0	3	--	1	1	2	0	2	--	0	0	2	0	1	--	1	1	1
2007-08	4	2	1	--	1	5	2	1	1	--	0	2	2	1	0	--	1	3	3
2008-09	4	2	2	--	0	4	2	2	0	--	0	4	2	0	2	--	0	0	0
2009-10	4	3	1	--	0	6	2	2	0	--	0	4	2	1	1	--	0	2	2
2010-11	4	3	1	--	0	6	2	1	1	--	--	2	2	2	0	--	0	4	4
2011-12	4	4	0	--	0	8	2	2	0	--	0	4	2	2	0	--	0	4	4
2012-13	3	1	2	--	0	2	1	0	1	--	0	0	2	1	1	--	0	2	2
2013-14	3	1	1	--	1	3	2	1	1	--	0	2	1	0	0	--	1	1	1
2014-15	3	2	1	--	0	4	1	1	0	--	0	2	2	1	1	--	0	2	2
2015-16	3	1	1	--	1	3	2	0	1	--	1	1	1	1	0	--	0	2	2
2016-17	3	1	2	--	0	2	1	1	0	--	0	2	2	0	2	--	0	0	0
2017-18	3	3	0	--	0	6	2	2	0	--	0	4	1	1	0	--	0	2	2
2018-19	3	1	2	--	0	2	1	1	0	--	0	2	2	0	2	--	0	0	0
2019-20	3	2	0	1	5	2	1	0	0	1	3	1	1	0	0	0	2	2	2
2020-21	Did Not Play						Did Not Play						Did Not Play						
2021-22	3	0	3	--	0	0	2	0	2	--	0	0	1	0	1	--	0	0	0
2022-23	3	0	3	--	0	0	1	0	1	--	0	0	2	0	2	--	0	0	0
2023-24	3	1	1	--	1	3	2	1	1	--	0	2	1	0	0	--	1	1	1
TOTALS	195	101	66	22	6	130	98	59	29	8	2	128	97	42	37	14	4	102	102

FLYERS STREAKS VS. TORONTO			
	OVERALL	HOME	AWAY
Current Streak	1 game, 3/19/24 (1-0-0)	1 game, 3/19/24 (1-0-0)	5 games, 4/19/22-3/14/24 (0-4-1)
All-Time Win Streak	5 games, 3x, last, 3/10/11-3/29/12 (5-0-0)	6 games, 11/24/81-2/21/85 (6-0-0)	5 games, 4/6/10-3/29/12 (5-0-0)
All-Time Point Streak	16 games, 10/11/73-2/5/77 (12-0-4)	11 games, 2/20/72-12/12/76 (10-0-1)	9 games, 12/8/73-2/5/77 (6-0-3)
All-Time Winless Streak	8 games, 12/1/79-11/14/81 (0-4-4)	5 games, 3/18/04-2/24/07 (0-5-0)	11 games, 10/22/77-3/2/83 (0-6-5)
All-Time Losing Streak	6 games, 11/10/21-1/8/23 (0-6-0)	5 games, 3/18/04-2/24/07 (0-5-0)	4 games, 11/15/69-2/6/71 (0-4-0)
Last Win	Mar. 19, 2024 (4-3)	Mar. 19, 2024 (4-3)	Nov. 9, 2019 (3-2 SO)
Last Loss	Mar. 14, 2024 (6-2)	Mar. 14, 2024 (6-2)	Feb. 15, 2024 (4-3 OT)



VANCOUVER CANUCKS

FLYERS vs. VANCOUVER CANUCKS

2023-24 Flyers Record: 2-0-0 (1-0-0 home, 1-0-0 road)

All-Time Flyers Record: 80-36-15 (44-21-2 home, 36-15-13 road)

Date	Opp.	Scoring By Period				Shots By Period				Power Plays	Penalties/ Minutes	Game-Winning Goal	Goaltender (Saves-Shots)	Attn.		
		1	2	3	OT	F	1	2	3						OT	T
10/17	PHI	2	0	0	-	2	10	22	10	-	42	0-4	6-20	Zamula	Hart (25-25)	18,883
	VAN	0	0	0	-	0	11	3	12	-	26	0-3	7-22		Demko (40-42)	
12/28	VAN	0	0	1	-	1	7	10	10	-	27	0-3	4-8		DeSmith (21-25)	18,986
	PHI	0	3	1	-	4	13	7	5	-	25	1-3	4-8	Walker	Hart (8-8); Ersson (18-19)	
TOTALS		Scoring By Period				Shots By Period				Power Plays	Penalties/ Minutes		Goaltenders (Record, Saves-Shots)			
	VAN	0	0	1	-	1	18	13	22	-	57	0-6 (0.0)	11-30		Demko (0-1-0, 40-42); DeSmith (0-0-1, 21-25)	
	PHI	2	3	1	-	6	23	29	15	-	67	1-7 (14.3)	10-28		Ersson (1-0-0, 18-19); Hart (1-0-0, 33-33)	

INDIVIDUAL SCORING:

FLYERS	GP	G	A	TP	+/-	PIM	PP	SH	VANCOUVER	GP	G	A	TP	+/-	PIM	PP	SH
Egor Zamula	2	2	0	2	3	0	1	0	Teddy Blueger	1	1	0	1	-1	0	0	0
Joel Farabee	2	1	1	2	1	6	0	0	Dakota Joshua	2	0	1	1	1	0	0	0
Travis Konecny	2	0	2	2	1	12	0	0	Quinn Hughes	2	0	1	1	-1	0	0	0
Sean Couturier	2	1	0	1	1	0	0	0	Ian Cole	2	0	0	0	0	2	0	0
Garnet Hathaway	2	1	0	1	1	2	0	1	Tyler Myers	2	0	0	0	0	6	0	0
Sean Walker	2	1	0	1	1	0	0	0	J.T. Miller	2	0	0	0	-1	0	0	0
Scott Laughton	2	0	1	1	1	2	0	0	Phillip Di Giuseppe	1	0	0	0	0	0	0	0
Owen Tippett	2	0	1	1	0	0	0	0	Carson Soucy	1	0	0	0	-1	0	0	0
Ryan Poehling	2	0	1	1	2	0	0	0	Nikita Zadorov	1	0	0	0	-1	0	0	0
Bobby Brink	2	0	1	1	1	0	0	0	Sam Lafferty	2	0	0	0	0	12	0	0
Tyson Foerster	2	0	1	1	1	0	0	0	Brock Boeser	2	0	0	0	-2	2	0	0
Marc Staal	1	0	0	0	0	2	0	0	Noah Juulsen	2	0	0	0	-1	4	0	0
Cameron Atkinson	2	0	0	0	0	4	0	0	Anthony Beauvillier	1	0	0	0	0	0	0	0
Nicolas Deslauriers	2	0	0	0	0	0	0	0	Conor Garland	2	0	0	0	-1	0	0	0
Nick Seeler	2	0	0	0	1	0	0	0	Filip Hronek	2	0	0	0	-1	0	0	0
Rasmus Ristolainen	1	0	0	0	0	0	0	0	Elias Pettersson	2	0	0	0	-2	0	0	0
Travis Sanheim	2	0	0	0	0	0	0	0	Jack Studnicka	1	0	0	0	0	0	0	0
Morgan Frost	1	0	0	0	0	0	0	0	Pius Suter	2	0	0	0	0	2	0	0
Noah Cates	1	0	0	0	0	0	0	0	Nils Hoglander	2	0	0	0	-1	2	0	0
Cam York	2	0	0	0	1	0	0	0	Ilya Mikheyev	1	0	0	0	0	0	0	0
									Nils Aman	1	0	0	0	-1	0	0	0
									Andrei Kuzmenko	2	0	0	0	-2	0	0	0

2023-24 MATCHUPS

Fri.	10/11	Rogers Arena	10:00 P.M.
Sat.	10/19	Wells Fargo Center	7:00 P.M.

VANCOUVER CANUCKS



YEAR	OVERALL						HOME						ROAD					
	GP	W	L	T	OTL	PTS	GP	W	L	T	OTL	PTS	GP	W	L	T	OTL	PTS
1970-71	6	4	2	0	--	8	3	3	0	0	--	6	3	1	2	0	--	2
1971-72	6	5	1	0	--	10	3	3	0	0	--	6	3	2	1	0	--	4
1972-73	5	4	0	1	--	9	3	3	0	0	--	6	2	1	0	1	--	3
1973-74	5	3	1	1	--	7	2	2	0	0	--	4	3	1	1	1	--	3
1974-75	5	4	1	0	--	8	2	1	1	0	--	2	3	3	0	0	--	6
1975-76	5	4	0	1	--	9	3	3	0	0	--	6	2	1	0	1	--	3
1976-77	5	4	0	1	--	9	3	3	0	0	--	6	2	1	0	1	--	3
1977-78	5	5	0	0	--	10	2	2	0	0	--	4	3	3	0	0	--	6
1978-79	4	2	1	1	--	5	2	1	1	0	--	2	2	1	0	1	--	3
1979-80	4	3	1	0	--	6	2	1	1	0	--	2	2	2	0	0	--	4
1980-81	4	1	2	1	--	3	2	1	1	0	--	2	2	0	1	1	--	1
1981-82	3	0	2	1	--	1	1	0	1	0	--	0	2	0	1	1	--	1
1982-83	3	1	1	1	--	3	2	1	1	0	--	2	1	0	0	1	--	1
1983-84	3	1	2	0	--	2	1	0	1	0	--	0	2	1	1	0	--	2
1984-85	3	3	0	0	--	6	2	2	0	0	--	4	1	1	0	0	--	2
1985-86	3	2	1	0	--	4	1	1	0	0	--	2	2	1	1	0	--	2
1986-87	3	2	1	0	--	4	2	2	0	0	--	4	1	0	1	0	--	0
1987-88	3	2	1	0	--	4	1	0	1	0	--	0	2	2	0	0	--	4
1988-89	3	0	3	0	--	0	2	0	2	0	--	0	1	0	1	0	--	0
1989-90	3	0	1	2	--	2	1	0	1	0	--	0	2	0	0	2	--	2
1990-91	3	2	1	0	--	4	2	1	1	0	--	2	1	1	0	0	--	2
1991-92	2	0	1	1	--	1	1	0	1	0	--	0	1	0	0	1	--	1
1992-93	2	1	0	1	--	3	1	0	0	1	--	1	1	1	0	0	--	2
1993-94	2	1	1	0	--	2	1	0	1	0	--	0	1	1	0	0	--	2
1994-95	Did Not Play						Did Not Play						Did Not Play					
1995-96	2	1	0	1	--	3	1	1	0	0	--	2	1	0	0	1	--	1
1996-97	2	2	0	0	--	4	1	1	0	0	--	2	1	1	0	0	--	2
1997-98	2	2	0	0	--	4	1	1	0	0	--	2	1	1	0	0	--	2
1998-99	2	2	0	0	--	4	1	1	0	0	--	2	1	1	0	0	--	2
1999-00	2	1	1	0	0	2	1	0	1	0	0	0	1	1	0	0	0	2
2000-01	1	1	0	0	0	2	1	1	0	0	0	2	Did Not Play					
2001-02	2	1	1	0	0	2	1	0	1	0	0	0	1	1	0	0	0	2
2002-03	1	1	0	0	0	2	1	1	0	0	0	2	Did Not Play					
2003-04	1	1	0	0	0	2	1	1	0	0	0	2	Did Not Play					
2005-06	1	0	1	--	0	0	1	0	1	--	0	0	Did Not Play					
2006-07	Did Not Play						Did Not Play						Did Not Play					
2007-08	1	1	0	--	0	2	Did Not Play						1	1	0	--	0	2
2008-09	1	1	0	--	0	2	Did Not Play						1	1	0	--	0	2
2009-10	1	0	1	--	0	0	1	0	1	--	0	0	Did Not Play					
2010-11	1	0	1	0	0	0	Did Not Play						1	0	1	0	0	0
2011-12	1	1	0	--	0	2	1	1	0	--	0	2	Did Not Play					
2012-13	Did Not Play						Did Not Play						Did Not Play					
2013-14	2	1	1	--	0	2	1	0	1	--	0	0	1	1	0	--	0	2
2014-15	2	0	2	--	0	0	1	0	1	--	0	0	1	0	1	--	0	0
2015-16	2	1	1	--	0	2	1	1	0	--	0	2	1	0	1	--	0	0
2016-17	2	2	0	--	0	4	1	1	0	--	0	2	1	1	0	--	0	2
2017-18	2	1	1	--	0	2	1	0	1	--	0	0	1	1	0	--	0	2
2018-19	2	1	1	--	0	2	1	1	0	--	0	2	1	0	1	--	0	0
2019-20	2	1	0	--	1	3	1	1	0	--	0	2	1	0	0	--	1	1
2020-21	Did Not Play						Did Not Play						Did Not Play					
2021-22	2	1	0	--	1	3	1	0	0	--	1	1	1	1	0	--	0	2
2022-23	2	1	1	--	0	2	1	1	0	--	0	2	1	0	1	--	0	0
2023-24	2	2	0	--	0	4	1	1	0	--	0	2	1	1	0	--	0	2
TOTALS	131	80	36	13	2	175	67	44	21	1	1	90	64	36	15	12	1	85

FLYERS STREAKS VS. VANCOUVER

	OVERALL	HOME	AWAY
Current Streak	2 games, 10/17/23 - 12/28/23 (2-0-0)	5 games, 2/4/19-10/17/23 (4-0-1)	1 game, 12/28/23 (1-0-0)
All-Time Win Streak	6 games, 3x, last, 12/1/96-12/31/98 (6-0-0)	11 games, 10/15/70-3/21/74 (11-0-0)	7 games, 12/31/96-12/30/08 (7-0-0)
All-Time Point Streak	18 games, 1/1/75-3/31/78 (16-0-2)	11 games, 10/15/70-3/21/74 (11-0-0)	17 games, 11/17/73-11/29/80 (12-0-5)
All-Time Winless Streak	6 games, 2x, last, 11/3/88-2/28/90 (0-3-3)	4 games, 2x, last, 2/7/91-11/7/93 (0-3-1)	5 games, 11/29/80-11/28/82 (0-2-3)
All-Time Losing Streak	3 games, 3x, last, 1/15/15-11/2/15 (0-3-0)	3 games, 11/5/87-12/18/89 (0-3-0)	2 games, 4x, last, 3/17/15-11/2/15 (0-2-0)
Last Win	Dec. 28, 2023 (4-1)	Oct. 17, 2023 (2-0)	Dec. 28, 2023 (4-1)
Last Loss	Feb. 18, 2023 (6-2)	Oct. 15, 2021 (5-4 SO)	Feb. 18, 2023 (6-2)



VEGAS GOLDEN KNIGHTS

FLYERS vs. VEGAS GOLDEN KNIGHTS

2023-24 Flyers Record: 1-1-0 (1-0-0 home, 0-1-0 road)

All-Time Flyers Record: 6-5-1 (3-3-0 home, 3-2-1 road)

Date	Opp.	Scoring By Period				Shots By Period				Power Plays	Penalties/ Minutes	Game-Winning Goal	Goaltender (Saves-Shots)	Attn.		
		1	2	3	OT	F	1	2	3						OT	T
10/24	VGK	1	0	2	-	3	6	9	14	-	29	0-3	2-4	Theodore	Thompson (26-28)	17,717
	PHI	2	0	0	-	2	8	12	8	-	28	0-2	3-6	Hart (26-29)		
11/18	PHI	1	2	0	1	4	16	16	5	1	38	2-4	5-10	Couturier (OT)	Hart (28-31)	*18,113
	VGK	0	3	0	0	3	8	13	10	0	31	1-4	6-23	Thompson (34-38)		
TOTALS		Scoring By Period				Shots By Period				Power Plays (%)	Penalties/ Minutes	Goaltenders (Record, Saves-Shots)				
1	2	3	OT	F	1	2	3	OT	T							
VGK	1	3	2	0	6	14	22	24	0	60	1-7 (14.3)	8-27	Thompson (1-0-1, 60-66)			
PHI	3	2	0	1	6	24	28	13	1	66	2-6 (33.3)	8-16	Hart (1-1-0, 54-60)			

INDIVIDUAL SCORING:

FLYERS	GP	G	A	TP	+/-	PIM	PP	SH	VEGAS	GP	G	A	TP	+/-	PIM	PP	SH
Owen Tippett	2	1	2	3	-1	0	1	0	Jonathan Marchessault	2	2	2	4	1	0	1	0
Travis Sanheim	2	0	3	3	-3	2	0	0	Shea Theodore	2	1	2	3	0	0	0	0
Cameron Atkinson	2	1	1	2	-2	0	0	0	Jack Eichel	2	0	3	3	0	0	0	0
Sean Couturier	2	1	1	2	0	0	0	0	William Karlsson	2	1	1	2	1	2	0	0
Noah Cates	2	1	0	1	1	0	0	0	Ivan Barbashev	2	1	0	1	1	0	0	0
Sean Walker	2	1	0	1	1	2	0	0	Paul Cotter	2	1	0	1	1	2	0	0
Tyson Foerster	2	1	0	1	0	2	1	0	Brayden McNabb	2	0	1	1	0	0	0	0
Nick Seeler	2	0	1	1	0	0	0	0	Mark Stone	2	0	1	1	0	2	0	0
Joel Farabee	2	0	1	1	-1	0	0	0	Kaedan Korczak	1	0	1	1	1	2	0	0
Cam York	2	0	1	1	-2	2	0	0	Alec Martinez	2	0	0	0	-1	0	0	0
Nicolas Deslauriers	2	0	0	0	0	0	0	0	Alex Pietrangelo	1	0	0	0	0	2	0	0
Scott Laughton	2	0	0	0	-1	2	0	0	Chandler Stephenson	2	0	0	0	0	15	0	0
Garnet Hathaway	2	0	0	0	0	2	0	0	Ben Hutton	1	0	0	0	1	0	0	0
Louie Belpedio	1	0	0	0	0	0	0	0	William Carrier	2	0	0	0	0	2	0	0
Travis Konecny	2	0	0	0	1	2	0	0	Michael Amadio	2	0	0	0	0	0	0	0
Morgan Frost	1	0	0	0	-1	2	0	0	Keegan Kolesar	2	0	0	0	0	0	0	0
Ryan Poehling	2	0	0	0	-1	0	0	0	Nicolas Roy	2	0	0	0	0	0	0	0
Egor Zamula	2	0	0	0	1	0	0	0	Brett Howden	2	0	0	0	0	0	0	0
Bobby Brink	1	0	0	0	1	0	0	0	Nicolas Hague	1	0	0	0	1	0	0	0
Emil Andrae	1	0	0	0	0	0	0	0	Zach Whitecloud	1	0	0	0	1	0	0	0
									Brayden Pachal	1	0	0	0	0	0	0	0

2023-24 MATCHUPS

Mon.	11/25	Wells Fargo Center	7:00 P.M.
Thu.	1/2	T-Mobile Arena	10:00 P.M.

VEGAS GOLDEN KNIGHTS

YEAR	OVERALL						HOME						ROAD					
	GP	W	L	T	OTL	PTS	GP	W	L	T	OTL	PTS	GP	W	L	T	OTL	PTS
2017-18	2	1	1	--	0	2	1	0	1	--	0	0	1	1	0	--	0	2
2018-19	2	1	1	--	0	2	1	0	1	--	0	0	1	1	0	--	0	2
2019-20	2	1	1		0	2	1	1	0		0	2	1	0	1		0	0
2020-21	Did Not Play						Did Not Play						Did Not Play					
2021-22	2	2	0	--	0	4	1	1	0	--	0	2	1	1	0	--	0	2
2022-23	2	0	1	--	1	1	1	0	1	--	0	0	1	0	0	--	1	1
2023-24	2	1	1	--	0	2	1	1	0	--	0	2	1	0	1	--	0	0
TOTALS	12	6	5	0	1	13	6	3	3	0	0	6	6	3	2	0	1	7

FLYERS STREAKS VS. VEGAS			
	OVERALL	HOME	AWAY
Current Streak	1 game, 11/18/24 (1-0-0)	1 game, 11/18/24 (1-0-0)	1 game, 10/24/23 (0-1-0)
All-Time Win Streak	2 games, 12/10/21-3/8/22 (2-0-0)	2 games, 10/21/19-3/8/22 (2-0-0)	2 games, 2/11/18-10/4/18 (2-0-0)
All-Time Point Streak	3 games, 12/10/21-12/9/22 (2-0-1)	2 games, 10/21/19-3/8/22 (2-0-0)	2 games, 2x, last, 12/10/21-12/9/22 (1-0-1)
All-Time Winless Streak	2 games, 12/9/22-3/14/23 (0-1-1)	2 games, 3/12/18-10/13/18 (0-2-0)	1 game, 2x, last, 12/9/22 (0-0-1)
All-Time Losing Streak	2 games, 3/14/23 - 10/24/23 (0-2-0)	2 games, 3/12/18-10/13/18 (0-2-0)	1 game, 1/2/20 (0-1-0)
Last Win	Nov. 18, 2023 (4-3 OT)	Nov. 18, 2023 (4-3 OT)	Dec. 10, 2021 (4-3)
Last Loss	Oct. 24, 2023 (3-2)	Mar. 14, 2023 (5-3)	Oct. 24, 2023 (3-2)



WASHINGTON CAPITALS

FLYERS vs. WASHINGTON CAPITALS

2023-24 Flyers Record: 1-2-0 (1-1-0 home, 0-1-0 road)

All-Time Flyers Record: 124-88-30 (73-42-9 home, 51-46-21 road)

Date	Opp.	Scoring By Period					Shots By Period					Power Plays	Penalties/Minutes	Game-Winning Goal	Goaltender (Saves-Shots)	Attn.
		1	2	3	OT	F	1	2	3	OT	T					
	PHI	0	1	2	0	4	2	14	13	3	32	0-5	3-6	Brink (SO)	Ersson (27-30)	
12/14	WSH	0	2	1	0	3	7	11	8	4	30	1-3	5-10		Lindgren (29-32)	*18,557
	WSH	0	3	2	-	5	5	9	7	-	21	1-3	5-10	Carlson	Lindgren (21-23)	
3/1	PHI	2	0	0	-	2	11	5	7	-	23	1-3	5-10		Ersson (16-21)	18,573
	PHI	0	1	0	-	1	7	8	13	-	28	0-1	0-0		Ersson (16-17)	
4/16	WSH	1	0	1	-	2	7	5	6	-	18	0-0	1-2	Oshie (EN)	Lindgren (27-28)	*19,411
		Scoring By Period					Shots By Period					Power Plays (%)	Penalties/Minutes	Goaltenders (Record, Saves-Shots)		
TOTALS		1	2	3	OT	F	1	2	3	OT	T					
		WSH	1	5	4	0	10	19	25	21	4	69	2-6 (33.3)	11-22	Lindgren (2-0-1, 77-83)	
		PHI	2	2	2	0	7	20	27	33	3	83	1-9 (11.1)	8-16	Ersson (1-2-0, 59-68)	

INDIVIDUAL SCORING:

FLYERS	GP	G	A	TP	+/-	PIM	PP	SH	WASHINGTON	GP	G	A	TP	+/-	PIM	PP	SH
Morgan Frost	3	0	4	4	2	0	0	0	Dylan Strome	3	2	3	5	2	2	0	0
Owen Tippett	3	2	1	3	1	0	1	0	Tom Wilson	3	1	3	4	0	8	1	0
Bobby Brink	3	2	0	2	1	0	0	0	T.J. Oshie	2	1	2	3	1	4	0	0
Egor Zamula	2	0	2	2	1	0	0	0	Alex Ovechkin	3	2	0	2	2	0	0	0
Erik Johnson	1	1	0	1	1	0	0	0	Anthony Mantha	2	1	1	2	1	0	1	0
Joel Farabee	3	1	0	1	0	0	0	0	Max Pacioretty	2	0	2	2	1	2	0	0
Marc Staal	2	0	1	1	1	0	0	0	Aliaksei Protas	3	0	2	2	0	0	0	0
Sean Couturier	3	0	1	1	-2	2	0	0	Hendrix Lapierre	2	0	2	2	1	0	0	0
Ryan Poehling	3	0	1	1	-2	0	0	0	John Carlson	3	1	0	1	0	0	0	0
Cameron Atkinson	2	0	0	0	0	0	0	0	Sonny Milano	2	1	0	1	1	0	0	0
Nicolas Deslauriers	2	0	0	0	0	0	0	0	Connor McMichael	3	1	0	1	0	2	0	0
Nick Seeler	3	0	0	0	-2	0	0	0	Nic Dowd	2	0	1	1	0	0	0	0
Scott Laughton	3	0	0	0	-3	2	0	0	Dylan McIlrath	1	0	1	1	1	0	0	0
Rasmus Ristolainen	1	0	0	0	1	0	0	0	Joel Edmundson	2	0	1	1	2	2	0	0
Garnet Hathaway	3	0	0	0	-2	6	0	0	Rasmus Sandin	2	0	1	1	-1	0	0	0
Travis Sanheim	3	0	0	0	-2	0	0	0	Nick Jensen	2	0	0	0	2	0	0	0
Travis Konecny	2	0	0	0	-3	0	0	0	Michael Sgarbossa	1	0	0	0	0	0	0	0
Noah Cates	2	0	0	0	-1	0	0	0	Trevor van Riemsdyk	3	0	0	0	0	0	0	0
Olle Lycksell	1	0	0	0	-1	0	0	0	Nicolas Aube-Kubel	3	0	0	0	0	0	0	0
Sean Walker	2	0	0	0	-2	4	0	0	Beck Malenstyn	3	0	0	0	0	0	0	0
Cam York	3	0	0	0	-2	2	0	0	Matthew Phillips	1	0	0	0	0	0	0	0
Jamie Drysdale	1	0	0	0	-1	0	0	0	Martin Fehervary	2	0	0	0	0	2	0	0
Tyson Foerster	3	0	0	0	-1	0	0	0	Alexander Alexeyev	2	0	0	0	2	0	0	0
									Joe Snively	1	0	0	0	0	0	0	0
									Vincent Iorio	1	0	0	0	0	0	0	0
									Joe Snively	1	0	0	0	0	0	0	0
									Vincent Iorio	1	0	0	0	0	0	0	0

2023-24 MATCHUPS

Tue.	10/22	Wells Fargo Center	6:00 P.M.
Wed.	10/23	Capital One Arena	7:30 P.M.
Thu.	2/6	Wells Fargo Center	7:00 P.M.

YEAR	OVERALL						HOME						ROAD					
	GP	W	L	T	OTL	PTS	GP	W	L	T	OTL	PTS	GP	W	L	T	OTL	PTS
1974-75	4	4	0	0	--	8	2	2	0	0	--	4	2	2	0	0	--	4
1975-76	4	3	0	1	--	7	2	2	0	0	--	4	2	1	0	1	--	3
1976-77	4	2	0	2	--	6	2	2	0	0	--	4	2	0	0	2	--	2
1977-78	4	4	0	0	--	8	2	2	0	0	--	4	2	2	0	0	--	4
1978-79	4	3	0	1	--	7	2	2	0	0	--	4	2	1	0	1	--	3
1979-80	4	2	0	2	--	6	2	2	0	0	--	4	2	0	0	2	--	2
1980-81	4	2	2	0	--	4	2	0	2	0	--	0	2	2	0	0	--	4
1981-82	8	3	4	1	--	7	4	2	2	0	--	4	4	1	2	1	--	3
1982-83	7	3	4	0	--	6	3	1	2	0	--	2	4	2	2	0	--	4
1983-84	7	3	4	0	--	6	4	2	2	0	--	4	3	1	2	0	--	2
1984-85	7	5	1	1	--	11	3	2	0	1	--	5	4	3	1	0	--	6
1985-86	7	5	2	0	--	10	4	4	0	0	--	8	3	1	2	0	--	2
1986-87	7	5	1	1	--	11	3	2	0	1	--	5	4	3	1	0	--	6
1987-88	7	2	4	1	--	5	4	1	2	1	--	3	3	1	2	0	--	2
1988-89	7	3	4	0	--	6	3	2	1	0	--	4	4	1	3	0	--	2
1989-90	7	1	5	1	--	3	4	0	3	1	--	1	3	1	2	0	--	2
1990-91	7	1	5	1	--	3	3	1	2	0	--	2	4	0	3	1	--	1
1991-92	7	4	3	0	--	8	4	3	1	0	--	6	3	1	2	0	--	2
1992-93	7	5	1	1	--	11	4	3	1	0	--	6	3	2	0	1	--	5
1993-94	6	1	4	1	--	3	4*	0	4	0	--	0	2	1	0	1	--	3
1994-95	4	3	0	1	--	7	2	2	0	0	--	4	2	1	0	1	--	3
1995-96	5	2	2	1	--	5	2	2	0	0	--	4	3	0	2	1	--	1
1996-97	6	3	2	1	--	7	3	1	1	1	--	3	3	2	1	0	--	4
1997-98	5	2	2	1	--	5	3	2	1	0	--	4	2	0	1	1	--	1
1998-99	4	4	0	0	--	8	2	2	0	0	--	4	2	2	0	0	--	4
1999-00	4	2	2	0	0	4	2	2	0	0	0	4	2	0	2	0	0	0
2000-01	4	1	2	1	0	3	2	1	0	1	0	3	2	0	2	0	0	0
2001-02	4	4	0	0	0	8	2	2	0	0	0	4	2	2	0	0	0	4
2002-03	4	2	1	0	1	5	2	2	0	0	0	4	2	0	1	0	1	1
2003-04	4	3	1	0	0	6	2	2	0	0	0	4	2	1	1	0	0	2
2005-06	4	3	0	--	1	7	2	2	0	--	0	4	2	1	0	--	1	3
2006-07	4	0	4	--	0	0	2	0	2	--	0	0	2	0	2	--	0	0
2007-08	4	2	1	--	1	5	2	0	1	--	1	1	2	2	0	--	0	4
2008-09	4	2	1	--	1	5	2	1	1	--	0	2	2	1	0	--	1	3
2009-10	4	1	3	0	0	2	2	1	1	0	0	2	2	0	2	0	0	0
2010-11	4	2	0	--	2	6	2	1	0	--	1	3	2	1	0	--	1	3
2011-12	4	3	1	--	0	6	2	1	1	--	0	2	2	2	0	--	0	4
2012-13	3	2	1	--	0	4	2	2	0	--	0	2	1	0	1	--	0	2
2013-14	5	3	1	--	1	7	3	2	1	--	0	4	2	1	0	--	1	3
2014-15	4	3	1	--	0	6	2	2	0	--	0	4	2	1	1	--	0	2
2015-16	4	2	2	--	0	4	2	1	1	--	0	2	2	1	1	--	0	2
2016-17	4	1	2	--	1	3	2	1	1	--	0	2	2	0	1	--	1	1
2017-18	4	3	1	--	0	6	2	2	0	--	0	4	2	1	1	--	0	2
2018-19	4	0	4	--	0	0	2	0	2	--	0	0	2	0	2	--	0	0
2019-20	4	3	0	--	1	7	2	1	0	--	1	3	2	2	0	--	0	4
2020-21	8	2	5	--	1	5	4	0	4	--	0	0	4	2	1	--	1	5
2021-22	4	2	2	--	0	4	2	1	1	--	0	2	2	1	1	--	0	2
2022-23	4	2	1	--	1	5	2	1	1	--	0	2	2	1	0	--	1	3
2023-24	3	1	2	--	0	2	2	1	1	--	0	2	1	0	1	--	0	0
TOTALS	242	124	88	19	11	278	124	73	42	6	3	155	118	51	46	13	8	123

FLYERS STREAKS VS. WASHINGTON

	OVERALL	HOME	AWAY
Current Streak	2 games, 3/1/24 - 4/16/24 (0-2-0)	1 game, 4/16/24 (0-1-0)	1 game, 3/1/24 (0-1-0)
All-Time Win Streak	6 games, 3x, last, 10/20/01-11/2/02 (6-0-0)	12 games, 11/9/74-4/3/80 (12-0-0)	3 games, 6x, last, 2/8/20-2/7/21 (3-0-0)
All-Time Point Streak	25 games, 11/9/74-12/20/80 (19-0-6)	19 games, 11/11/97-2/10/06 (16-0-3)	15 games, 12/26/74-10/14/81 (9-0-6)
All-Time Winless Streak	8 games, 12/5/89-1/4/91 (0-6-2)	5 games, 2x, last, 3/7/21-2/17/22 (0-5-0)	7 games, 1/28/90-2/22/92 (0-6-1)
All-Time Losing Streak	5 games, 2x, last, 3/27/21-4/17/21 (0-5-0)	5 games, 3/7/21-2/17/22 (0-5-0)	4 games, 2x, last, 10/12/99-1/28/01 (0-4-0)
Last Win	Dec. 14, 2023 (4-3 SO)	Dec. 14, 2023 (4-3 SO)	Jan. 14, 2023 (3-1)
Last Loss	Apr. 16, 2024 (2-1)	Apr. 16, 2024 (2-1)	Mar. 1, 2024 (5-2)



WINNIPEG JETS

FLYERS vs. WINNIPEG JETS

2023-24 Flyers Record: 2-0-0 (1-0-0 home, 1-0-0 road)

All-Time Flyers Record: 46-16-9 (24-6-5 home, 22-10-4 road)

Date	Opp.	Scoring By Period				Shots By Period				Power Plays	Penalties/ Minutes	Game-Winning Goal	Goaltender (Saves-Shots)	Attn.	
		1	2	3	OT	F	1	2	3						OT
1/13	WPG	0	0	0	-	0	11	11	13	-	35	0-3	2-4	Hellebuyck (34-36)	14,540
	PHI	1	1	0	-	2	15	16	5	-	36	1-2	3-6	Atkinson	
2/8	PHI	3	1	0	-	4	13	3	5	-	21	0-4	4-11	Konecny	Ersson (28-29)
	WPG	0	0	1	-	1	4	15	10	-	29	0-3	5-13	Brossoit (17-21)	*18,049
TOTALS		Scoring By Period				Shots By Period				Power Plays (%)	Penalties/ Minutes	Goaltenders (Record, Saves-Shots)			
1	2	3	OT	F	1	2	3	OT	T						
	WPG	0	0	1	-	1	15	26	23	-	64	0-6 (0.0)	7-17	Hellebuyck (0-1-0, 34-36); Brossoit (0-0-1, 17-21)	
	PHI	4	2	0	-	6	28	19	10	-	57	1-6 (16.7)	7-17	Ersson (2-0-0, 63-64)	

INDIVIDUAL SCORING:

FLYERS	GP	G	A	TP	+/-	PIM	PP	SH	WINNIPEG	GP	G	A	TP	+/-	PIM	PP	SH
Morgan Frost	2	1	2	3	2	0	0	0	Kyle Connor	1	1	0	1	-1	0	0	0
Ryan Poehling	2	1	2	3	2	0	0	1	Mark Scheifele	1	0	1	1	-2	0	0	0
Cameron Atkinson	2	2	0	2	1	0	1	0	Josh Morrissey	2	0	1	1	-1	2	0	0
Travis Konecny	2	1	1	2	2	7	0	0	Brenden Dillon	1	0	0	0	0	0	0	0
Tyson Foerster	2	1	0	1	1	4	0	0	Nino Niederreiter	2	0	0	0	-1	2	0	0
Owen Tippett	2	0	1	1	0	0	0	0	Dylan DeMelo	2	0	0	0	0	2	0	0
Noah Cates	1	0	1	1	0	0	0	0	Adam Lowry	2	0	0	0	0	0	0	0
Sean Walker	2	0	1	1	2	0	0	0	Vladislav Namestnikov	2	0	0	0	0	2	0	0
Joel Farabee	2	0	1	1	2	0	0	0	Dominic Toninato	1	0	0	0	0	0	0	0
Cam York	2	0	1	1	3	0	0	0	Nate Schmidt	2	0	0	0	-1	0	0	0
Marc Staal	2	0	0	0	-1	0	0	0	Sean Monahan	1	0	0	0	-2	0	0	0
Nicolas Deslauriers	1	0	0	0	0	0	0	0	Nikolaj Ehlers	2	0	0	0	0	0	0	0
Nick Seeler	2	0	0	0	2	0	0	0	Mason Appleton	2	0	0	0	-1	0	0	0
Sean Couturier	1	0	0	0	0	0	0	0	Logan Stanley	1	0	0	0	-2	0	0	0
Scott Laughton	2	0	0	0	0	2	0	0	Axel Jonsson-Fjallby	1	0	0	0	0	0	0	0
Rasmus Ristolainen	1	0	0	0	0	0	0	0	Gabriel Vilardi	2	0	0	0	-3	0	0	0
Garnet Hathaway	2	0	0	0	1	2	0	0	Dylan Samberg	2	0	0	0	-1	0	0	0
Travis Sanheim	2	0	0	0	3	2	0	0	Alex Iafallo	2	0	0	0	0	0	0	0
Egor Zamula	2	0	0	0	-1	0	0	0	Neal Pionk	2	0	0	0	-2	7	0	0
Bobby Brink	1	0	0	0	0	0	0	0	Morgan Barron	2	0	0	0	-1	0	0	0
Jamie Drysdale	1	0	0	0	0	0	0	0	Rasmus Kupari	1	0	0	0	-1	0	0	0
									Cole Perfetti	2	0	0	0	-1	0	0	0
Jamie Drysdale	1	0	0	0	0	0	0	0	Cole Perfetti	2	0	0	0	-1	0	0	0

2023-24 MATCHUPS

Sat.		3/1	Canada Life Centre	7:00 P.M.
Thu.		3/6	Wells Fargo Center	7:00 P.M.


YEAR	OVERALL						HOME						ROAD					
	GP	W	L	T	OTL	PTS	GP	W	L	T	OTL	PTS	GP	W	L	T	OTL	PTS
1999-00	4	2	1	1	0	5	2	1	0	1	0	3	2	1	1	0	0	2
2000-01	4	3	0	1	0	7	2	1	0	1	0	3	2	2	0	0	0	4
2001-02	4	3	0	1	0	7	2	2	0	0	0	4	2	1	0	1	0	3
2002-03	4	3	1	0	0	6	2	1	1	0	0	2	2	2	0	0	0	4
2003-04	4	3	1	0	0	6	2	2	0	0	0	4	2	1	1	0	0	2
2005-06	4	3	0	--	1	7	2	1	0	--	1	3	2	2	0	--	0	4
2006-07	4	4	0	--	0	8	2	2	0	--	0	4	2	2	0	--	0	4
2007-08	4	4	0	--	0	8	2	2	0	--	0	4	2	2	0	--	0	4
2008-09	4	4	0	--	0	8	2	2	0	--	0	4	2	2	0	--	0	4
2009-10	4	0	4	--	0	8	2	0	2	--	0	0	2	0	2	--	0	0
2010-11	4	1	1	--	2	4	2	0	1	--	1	1	2	1	0	--	1	3
2011-12	4	1	2	--	1	2	2	0	1	--	1	1	2	1	1	--	0	0
2012-13	3	2	1	--	0	4	1	1	0	--	0	2	2	1	1	--	0	2
2013-14	2	1	0	--	1	3	1	1	0	--	0	2	1	0	0	--	1	1
2014-15	2	2	0	--	0	4	1	1	0	--	0	2	1	1	0	--	0	2
2015-16	2	2	0	--	0	4	1	1	0	--	0	2	1	1	0	--	0	2
2016-17	2	1	1	--	0	2	1	1	0	--	0	2	1	0	1	--	0	0
2017-18	2	1	0	--	1	3	1	1	0	--	0	2	1	0	0	--	1	1
2018-19	2	1	1	--	0	2	1	1	0	--	0	2	1	0	1	--	0	0
2019-20	2	1	1	--	0	2	1	1	0	--	0	2	1	0	1	--	0	0
2020-21	Did Not Play						Did Not Play						Did Not Play					
2021-22	2	1	1	--	0	2	1	1	0	--	0	2	1	0	1	--	0	0
2022-23	2	1	1	--	0	2	1	0	1	--	0	0	1	1	0	--	0	2
2023-24	2	2	0	--	0	4	1	1	0	--	0	2	1	1	0	--	0	2
TOTALS	71	46	16	3	6	101	35	24	6	2	3	53	36	22	10	1	3	48

FLYERS STREAKS VS. WINNIPEG

	OVERALL	HOME	AWAY
Current Streak	3 game, 1/28/23 - 2/8/24 (3-0-0)	1 game, 2/8/24 (1-0-0)	2 game, 1/28/23 - 1/13/24 (2-0-0)
All-Time Win Streak	14 games, 12/28/05-2/8/09 (14-0-0)	9 games, 2/23/13-2/1/22 (9-0-0)	9 games, 2/5/04-2/8/09 (9-0-0)
All-Time Point Streak	18 games, 2/5/04-2/8/09 (17-0-1)	11 games, 3/24/03-1/21/09 (10-0-1)	9 games, 2/5/04-2/8/09 (9-0-0)
All-Time Winless Streak	6 games, 3/12/11-1/31/12 (0-3-3)	6 games, 1/28/10-1/31/12 (0-4-2)	5 games, 3/21/17-4/27/22 (0-4-1)
All-Time Losing Streak	4 games, 11/28/09-3/21/10 (0-4-0)	2 games, 2x, last, 3/31/11-10/27/11 (0-2-0)	3 games, 12/9/18-4/27/22 (0-3-0)
Last Win	Feb. 8, 2024 (4-1)	Feb. 8, 2024 (4-1)	Jan. 13, 2024 (2-0)
Last Loss	Jan. 22, 2023 (5-3)	Jan. 22, 2023 (5-3)	Apr. 27, 2022 (4-0)

74

OWEN
TIPPETT



PHILADELPHIA FLYERS
RECORD BOOK



FLYERS RECORD BY GAME-BEST

GAME	PTS	TIMES	RECORD	LAST TIME	GAME	PTS	TIMES	RECORD	LAST TIME
1	2	28x	1-0-0	2023-24	43	69		29-3-11	1979-80
2	4	17x	2-0-0	2022-23	44	70		29-3-12	1979-80
3	6	12x	3-0-0	2022-23	45	72		30-3-12	1979-80
4	8	7x	4-0-0	1995-96	46	74		31-3-12	1979-80
5	10	2x	5-0-0	1986-87	47	76		32-3-12	1979-80
6	12		6-0-0	1986-87	48	78		33-3-12	1979-80
7	13		6-0-1	1981-82	49	80		34-3-12	1979-80
8	15		7-0-1	1981-82	50	82		35-3-12	1979-80
9	15	2x	7-1-1	1981-82	51	83		35-3-13	1979-80
10	17	2x	8-1-1	1981-82	52	83		35-4-13	1979-80
11	19		9-1-1	1979-80	53	85		36-4-13	1979-80
12	21		10-1-1	1979-80	54	87		37-4-13	1979-80
13	23		11-1-1	1979-80	55	89		38-4-13	1979-80
14	25		12-1-1	1979-80	56	91		39-4-13	1979-80
15	27		13-1-1	1979-80	57	91		39-5-13	1979-80
16	28	2x	14-2-0	1985-86	58	93		40-5-13	1979-80
			13-1-2	1979-80	59	95		41-5-13	1979-80
17	30	2x	15-2-0	1985-86	60	96		41-5-14	1979-80
			14-1-2	1979-80	61	97		41-5-15	1979-80
18	32		15-1-2	1979-80	62	97		41-6-15	1979-80
19	33		15-1-3	1979-80	63	99		42-6-15	1979-80
20	35		16-1-3	1979-80	64	99		42-7-15	1979-80
21	37		17-1-3	1979-80	65	101		43-7-15	1979-80
22	38		17-1-4	1979-80	66	103		44-7-15	1979-80
23	39		17-1-5	1979-80	67	105		45-7-15	1979-80
24	40		17-1-6	1979-80	68	106		45-7-16	1979-80
25	42		18-1-6	1979-80	69	106		45-8-16	1979-80
26	43		18-1-7	1979-80	70	107		45-8-17	1979-80
27	45		19-1-7	1979-80	71	108		47-10-14	1975-76
28	47		20-1-7	1979-80	72	108	2x	45-9-18	1979-80
29	48		20-1-8	1979-80				47-11-14	1975-76
30	49		20-1-9	1979-80	73	110		48-11-14	1975-76
31	51		21-1-9	1979-80	74	111		48-11-15	1975-76
32	53		22-1-9	1979-80	75	113		49-11-15	1975-76
33	54		22-1-10	1979-80	76	114		49-11-16	1975-76
34	56		23-1-10	1979-80	77	114		49-12-16	1975-76
35	58		24-1-10	1979-80	78	116		50-12-16	1975-76
36	60		25-1-10	1979-80	79	118		51-12-16	1975-76
37	62		26-1-10	1979-80	80	118		51-13-16	1975-76
38	62		26-2-10	1979-80	81	104		46-23-12	2010-11
39	64		27-2-10	1979-80	82	106		47-23-12	2010-11
40	64		27-3-10	1979-80	83	81		35-37-11	1992-93
41	65		27-3-11	1979-80	84	83		36-37-11	1992-93
42	67		28-3-11	1979-80					

+ Record includes three points awarded for three overtime losses.

Changes in the NHL season length since the Flyers inception are as follows:

1967-68 – 74 games	2012-13 – 48 games
1968-70 – 76 games	2013-2019 – 82 games
1970-74 – 78 games	2019-20 - 69 games
1974-92 – 80 games	2020-21 - 56 games
1992-94 – 84 games	2021-24 - 82 games
1994-2012 – 82 games	

FLYERS RECORD BY GAME-WORST

GAME	PTS	TIMES	RECORD	LAST TIME	GAME	PTS	TIMES	RECORD	LAST TIME
1	0	18x	0-1-0	2014-15	43	26		11-28-4	2006-07
2	0	11x	0-2-0	2014-15	44	26		11-29-4	2006-07
3	0	3x	0-3-0	2013-14	45	26		11-30-4	2006-07
4	1	3x	0-3-1	2008-09	46	26		11-31-4	2006-07
5	2	2x	0-4-1	1999-00	47	27		11-31-5	2006-07
			0-3-2	2008-09	48	27		11-32-5	2006-07
6	2		0-5-1	1999-00	49	29		12-32-5	2006-07
7	2		1-6-0	2013-14	50	30		12-32-6	2006-07
8	2		1-7-0	2013-14	51	31		12-32-7	2006-07
9	4		2-7-0	2013-14	52	33		13-32-7	2006-07
10	5	2x	2-7-1	2006-07	53	33		13-33-7	2006-07
			2-7-1	1989-90	54	34		13-33-8	2006-07
11	6		3-8-0	2013-14	55	36		14-33-8	2006-07
12	6		3-9-0	2013-14	56	38		15-33-8	2006-07
13	7		3-9-1	2006-07	57	38		15-34-8	2006-07
14	7		3-10-1	2006-07	58	40		16-34-8	2006-07
15	7		3-11-1	2006-07	59	40		16-35-8	2006-07
16	8		3-11-2	2006-07	60	40		16-36-8	2006-07
17	8		3-12-2	2006-07	61	41	2x	16-36-9	2006-07
18	10		4-12-2	2006-07				13-33-15	1968-69
19	12		5-12-2	2006-07	62	41		16-37-9	2006-07
20	12		5-13-2	2006-07	63	42		16-37-10	2006-07
21	12		5-14-2	2006-07	64	44	2x	17-37-10	2006-07
22	13		5-14-3	2006-07				13-33-18	1968-69
23	15	2x	6-14-3	2006-07	65	45		17-37-11	2006-07
			6-14-3	1968-69	66	47	2x	18-37-11	2006-07
24	15		6-15-3	1968-69				14-33-19	1968-69
25	16		6-15-4	1968-69	67	47		18-38-11	2006-07
26	16		6-16-4	1968-69	68	49		19-38-11	2006-07
27	16		6-17-4	1968-69	69	49		19-39-11	2006-07
28	18		7-17-4	1968-69	70	49		19-40-11	2006-07
29	20	2x	8-17-4	2006-07	71	51		20-40-11	2006-07
			8-17-4	1968-69	72	51		20-41-11	2006-07
30	20		8-18-4	2006-07	73	51		20-42-11	2006-07
31	20		8-19-4	2006-07	74	51		20-43-11	2006-07
32	20		8-20-4	2006-07	75	51		20-44-11	2006-07
33	20		8-21-4	2006-07	76	53		21-44-11	2006-07
34	20		8-22-4	2006-07	77	53		21-45-11	2006-07
35	20		8-23-4	2006-07	78	53		21-46-11	2006-07
36	20		8-24-4	2006-07	79	54		21-46-12	2006-07
37	22		9-24-4	2006-07	80	54		21-47-12	2006-07
38	24		10-24-4	2006-07	81	54		21-48-12	2006-07
39	26		11-24-4	2006-07	82	56		22-48-12	2006-07
40	26		11-25-4	2006-07	83	79		35-39-9	1993-94
41	26		11-26-4	2006-07	84	80		35-39-10	1993-94
42	26		11-27-4	2006-07					

Changes in the NHL season length since the Flyers inception are as follows:

1967-68 – 74 games	2012-13 – 48 games
1968-70 – 76 games	2013-2019 – 82 games
1970-74 – 78 games	2019-20 - 69 games
1974-92 – 80 games	2020-21 - 56 games
1992-94 – 84 games	2021-24- 82 games
1994-2012 – 82 games	



ALL-TIME REGULAR SEASON RECORD

	GP	W	L	T/OT	OL	PTS	GF	GA	SOW/SOL	DIV. FINISH
1967-68	74	31	32	11	—	73	173	179	—	1st, West
1968-69	76	20	35	21	—	61	174	225	—	3rd, West
1969-70	76	17	35	24	—	58	197	225	—	5th, West
1970-71	78	28	33	17	—	73	207	225	—	3rd, West
1971-72	78	26	38	14	—	66	200	236	—	5th, West
1972-73	78	37	30	11	—	85	296	256	—	2nd, West
1973-74	78	50	16	12	—	112	273	164	—	1st, West
1974-75	80	51	18	11	—	113	293	181	—	1st, Patrick
1975-76	80	51	13	16	—	118	348	209	—	1st, Patrick
1976-77	80	48	16	16	—	112	323	213	—	1st, Patrick
1977-78	80	45	20	15	—	105	296	200	—	2nd, Patrick
1978-79	80	40	25	15	—	95	281	248	—	2nd, Patrick
1979-80	80	48	12	20	—	116	327	254	—	1st, Patrick
1980-81	80	41	24	15	—	97	313	249	—	2nd, Patrick
1981-82	80	38	31	11	—	87	325	313	—	3rd, Patrick
1982-83	80	49	23	8	—	106	326	240	—	1st, Patrick
1983-84	80	44	26	10	—	98	350	290	—	3rd, Patrick
1984-85	80	53	20	7	—	113	348	241	—	1st, Patrick
1985-86	80	53	23	4	—	110	335	241	—	1st, Patrick
1986-87	80	46	26	8	—	100	310	245	—	1st, Patrick
1987-88	80	38	33	9	—	85	292	292	—	3rd, Patrick
1988-89	80	36	36	8	—	80	307	285	—	4th, Patrick
1989-90	80	30	39	11	—	71	290	297	—	6th, Patrick
1990-91	80	33	37	10	—	76	252	267	—	5th, Patrick
1991-92	80	32	37	11	—	75	252	273	—	6th, Patrick
1992-93	84	36	37	11	—	83	319	319	—	5th, Patrick
1993-94	84	35	39	10	—	80	294	314	—	6th, Atlantic
1994-95	48	28	16	4	—	60	150	132	—	1st, Atlantic
1995-96	82	45	24	13	—	103	282	208	—	1st, Atlantic
1996-97	82	45	24	13	—	103	274	217	—	2nd, Atlantic
1997-98	82	42	29	11	—	95	242	193	—	2nd, Atlantic
1998-99	82	37	26	19	—	93	231	196	—	2nd, Atlantic
1999-00	82	45	22	12	3	105	237	179	—	1st, Atlantic
2000-01	82	43	25	11	3	100	240	207	—	2nd, Atlantic
2001-02	82	42	27	10	3	97	234	192	—	1st, Atlantic
2002-03	82	45	20	13	4	107	211	166	—	2nd, Atlantic
2003-04	82	40	21	15	6	101	229	186	—	1st, Atlantic
2004-05						Did Not Play				
2005-06	82	45	26	—	11	101	263	253	4/6	2nd, Atlantic
2006-07	82	22	48	—	12	56	213	297	1/6	5th, Atlantic
2007-08	82	42	29	—	11	95	345	227	3/6	4th, Atlantic
2008-09	82	44	27	—	11	99	360	232	4/6	3rd, Atlantic
2009-10	82	41	35	—	6	88	232	222	4/3	3rd, Atlantic
2010-11	82	47	23	—	12	106	256	216	3/7	1st, Atlantic
2011-12	82	47	26	—	9	103	260	225	4/7	3rd, Atlantic
2012-13	48	23	22	-	3	49	132	139	1/2	4th, Atlantic
2013-14	82	42	30	-	10	94	233	227	3/8	3rd, Metropolitan
2014-15	82	33	31	-	18	84	212	223	3/11	6th, Metropolitan
2015-16	82	41	27	-	14	96	211	210	3/8	5th, Metropolitan
2016-17	82	39	33	-	10	88	212	231	7/5	6th, Metropolitan
2017-18	82	42	26	-	14	98	249	236	2/7	3rd, Metropolitan
2018-19	82	37	37	-	8	82	244	281	3/1	6th, Metropolitan
2019-20	69	41	21	-	7	89	232	196	5/5	2nd, Metropolitan
2020-21	56	25	23	-	8	58	163	201	3/4	6th, East
2021-22	82	25	46	-	11	61	211	298	1/6	8th, Metropolitan
2022-23	82	31	38	-	13	75	222	277	2/1	7th, Metropolitan
2023-24	82	38	33	—	11	87	235	261	4/3	6th Metropolitan
TOTALS	4,417	2,173	1,569	457	218	5,021	14,514	13,008	60/102	

ALL-TIME HOME & ROAD RECORD

	HOME				AWAY				OVERALL			
	W	L	T	OTL	W	L	T	OTL	W	L	T	OTL
1967-68	17	13	7	-	14	19	4	-	31	32	11	-
1968-69	14	16	8	-	6	19	13	-	20	35	21	-
1969-70	11	14	13	-	6	21	11	-	17	35	24	-
1970-71	20	10	9	-	8	23	8	-	28	33	17	-
1971-72	19	13	7	-	7	25	7	-	26	38	14	-
1972-73	27	8	4	-	10	22	7	-	37	30	11	-
1973-74	28	6	5	-	22	10	7	-	50	16	12	-
1974-75	32	6	2	-	19	12	9	-	51	18	11	-
1975-76	36	2	2	-	15	11	14	-	51	13	16	-
1976-77	33	6	1	-	15	10	15	-	48	16	16	-
1977-78	29	6	5	-	16	14	10	-	45	20	15	-
1978-79	26	10	4	-	14	15	11	-	40	25	15	-
1979-80	27	5	8	-	21	7	12	-	48	12	20	-
1980-81	23	9	8	-	18	15	7	-	41	24	15	-
1981-82	25	10	5	-	13	21	6	-	38	31	11	-
1982-83	29	8	3	-	20	15	5	-	49	23	8	-
1983-84	25	10	5	-	19	16	5	-	44	26	10	-
1984-85	32	4	4	-	21	16	3	-	53	20	7	-
1985-86	33	6	1	-	20	17	3	-	53	23	4	-
1986-87	29	9	2	-	17	17	6	-	46	26	8	-
1987-88	20	14	6	-	18	19	3	-	38	33	9	-
1988-89	22	15	3	-	14	21	5	-	36	36	8	-
1989-90	17	19	4	-	13	20	7	-	30	39	11	-
1990-91	18	16	6	-	15	21	4	-	33	37	10	-
1991-92	22	11	7	-	10	26	4	-	32	37	11	-
1992-93	23	14	5	-	13	23	6	-	36	37	11	-
1993-94	19	20	3	-	16	19	7	-	35	39	10	-
1994-95	16	7	1	-	12	9	3	-	28	16	4	-
1995-96	27	9	5	-	18	15	8	-	45	24	13	-
1996-97	23	12	6	-	22	12	7	-	45	24	13	-
1997-98	24	11	6	-	18	18	5	-	42	29	11	-
1998-99	21	9	11	-	16	17	8	-	37	26	19	-
1999-00	25	6	7	3	20	16	5	0	45	22	12	3
2000-01	26	11	4	0	17	14	7	3	43	25	11	3
2001-02	20	13	5	3	22	14	5	0	42	27	10	3
2002-03	21	10	8	2	24	10	5	2	45	20	13	4
2003-04	24	11	3	3	16	10	12	3	40	21	15	6
2004-05												
2005-06	22	13	-	6	23	13	-	5	45	26	-	11
2006-07	10	24	-	7	12	24	-	5	22	48	-	12
2007-08	21	14	-	6	21	15	-	5	42	29	-	11
2008-09	24	13	-	4	20	14	-	7	44	27	-	11
2009-10	24	14	-	3	17	21	-	3	41	35	-	6
2010-11	22	12	-	7	25	11	-	5	47	23	-	12
2011-12	22	13	-	6	25	13	-	3	47	26	-	9
2012-13	15	7	-	2	8	15	-	1	23	22	-	3
2013-14	24	14	-	3	18	16	-	7	42	30	-	10
2014-15	23	11	-	7	10	20	-	11	33	31	-	18
2015-16	23	10	-	8	18	17	-	6	41	27	-	14
2016-17	25	11	-	5	14	22	-	5	39	33	-	10
2017-18	22	13	-	6	20	13	-	8	42	26	-	14
2018-19	19	18	-	4	18	19	-	4	37	37	-	8
2019-20	25	6	-	4	16	15	-	3	41	21	-	7
2020-21	12	12	-	4	13	11	-	4	25	23	-	8
2021-22	14	21	-	6	11	25	-	5	25	46	-	11
2022-23	18	18	-	5	13	20	-	8	31	38	-	13
2023-24	20	17	-	4	18	16	-	7	38	33	-	11
TOTALS	1,268	640	193	108	905	929	264	110	2,173	1,569	457	218



ALL-TIME OT/SO RECORDS

YEAR-BY-YEAR OVERTIME RECORDS

SEASON	OVERALL			SEASON	HOME			SEASON	ROAD		
	W	L	T		W	L	T		W	L	T
1983-84	3	1	10	1983-84	2	1	5	1983-84	1	0	5
1984-85	1	1	7	1984-85	0	0	4	1984-85	1	1	3
1985-86	4	1	4	1985-86	2	0	1	1985-86	2	1	3
1986-87	1	1	8	1986-87	1	0	2	1986-87	0	1	6
1987-88	1	3	9	1987-88	1	1	6	1987-88	0	2	3
1988-89	1	5	8	1988-89	1	4	3	1988-89	0	1	5
1989-90	2	5	11	1989-90	2	3	4	1989-90	0	2	7
1990-91	1	0	10	1990-91	0	0	6	1990-91	1	0	4
1991-92	2	4	11	1991-92	2	1	7	1991-92	0	3	4
1992-93	4	2	11	1992-93	2	2	5	1992-93	2	0	6
1993-94	3	5	10	1993-94	2	4	3	1993-94	1	1	7
1994-95	3	1	4	1994-95	1	1	1	1994-95	2	0	3
1995-96	4	3	13	1995-96	2	1	5	1995-96	2	2	8
1996-97	3	2	13	1996-97	2	0	6	1996-97	1	2	7
1997-98	3	1	11	1997-98	2	1	6	1997-98	1	0	5
1998-99	2	3	19	1998-99	0	1	11	1998-99	2	2	8
1999-00	6	3	12	1999-00	4	3	7	1999-00	2	0	5
2000-01	5	3	11	2000-01	2	0	4	2000-01	3	3	7
2001-02	3	3	10	2001-02	2	3	5	2001-02	1	0	5
2002-03	6	4	13	2002-03	1	2	8	2002-03	5	2	5
2003-04	2	6	15	2003-04	1	3	3	2003-04	1	3	12
2005-06	7	5	-	2005-06	3	4	-	2005-06	4	1	-
2006-07	3	6	-	2006-07	2	3	-	2006-07	1	3	-
2007-08	3	5	-	2007-08	2	3	-	2007-08	1	2	-
2008-09	6	5	-	2008-09	4	3	-	2008-09	2	2	-
2009-10	2	3	-	2009-10	1	1	-	2009-10	1	2	-
2010-11	3	5	-	2010-11	1	2	-	2010-11	1	3	-
2011-12	6	2	-	2011-12	2	1	-	2011-12	4	1	-
2012-13	2	1	-	2012-13	2	0	-	2012-13	0	1	-
2013-14	4	2	-	2013-14	1	0	-	2013-14	3	2	-
2014-15	5	7	-	2014-15	3	1	-	2014-15	2	6	-
2015-16	10	6	-	2015-16	4	4	-	2015-16	6	2	-
2016-17	7	5	-	2016-17	4	1	-	2016-17	3	4	-
2017-18	9	7	-	2017-18	4	3	-	2017-18	5	4	-
2018-19	6	7	-	2018-19	4	3	-	2018-19	2	4	-
2019-20	5	2	-	2019-20	1	0	-	2019-20	4	2	-
2020-21	5	4	-	2020-21	2	3	-	2020-21	3	1	-
2021-22	4	7	-	2021-22	3	3	-	2021-22	1	4	-
2022-23	3	12	-	2022-23	1	5	-	2022-23	2	7	-
2023-24	8	11	-	2023-24	4	4	-	2023-24	4	7	-
TOTALS	158	159	220	TOTALS	81	75	102	TOTALS	77	84	118

YEAR-BY-YEAR SHOOTOUT RECORDS

SEASON	OVERALL		SEASON	OVERALL		SEASON	OVERALL	
	W	L		W	L		W	L
2005-06	4	6	2005-06	3	2	2005-06	1	4
2006-07	1	6	2006-07	1	4	2006-07	0	2
2007-08	3	6	2007-08	1	3	2007-08	2	3
2008-09	4	6	2008-09	1	1	2008-09	3	5
2009-10	4	3	2009-10	3	2	2009-10	1	1
2010-11	3	7	2010-11	0	5	2010-11	3	2
2011-12	4	7	2011-12	1	5	2011-12	3	2
2012-13	1	2	2012-13	1	2	2012-13	0	0
2013-14	3	8	2013-14	0	3	2013-14	3	5
2014-15	3	11	2014-15	3	6	2014-15	0	5
2015-16	3	8	2015-16	2	4	2015-16	1	4
2016-17	7	5	2016-17	6	4	2016-17	1	1
2017-18	2	7	2017-18	0	3	2017-18	2	4
2018-19	3	1	2018-19	2	1	2018-19	1	0
2019-20	5	5	2019-20	1	4	2019-20	4	1
2020-21	3	4	2020-21	2	1	2020-21	1	3
2021-22	1	4	2021-22	0	3	2021-22	1	1
2022-23	2	1	2022-23	2	0	2022-23	0	1
2023-24	4	3	2023-24	2	2	2023-24	2	1
TOTALS	60	100	TOTALS	31	55	TOTALS	29	45

ALL-TIME HOME ATTENDANCE

SEASON	ATTENDANCE	GAMES	AVERAGE	SELLOUTS
1967-68	288,747	30	9,625	3
1968-69	425,443	38	11,196	4
1969-70	508,132	38	13,372	18
1970-71	551,113	39	14,131	27
1971-72	560,796	39	14,379	26
1972-73	626,468	39	16,063	22
1973-74	663,273	39	17,007	39
1974-75	683,080	40	17,077	40
1975-76	683,080	40	17,077	40
1976-77	683,080	40	17,077	40
1977-78	683,080	40	17,077	40
1978-79	683,080	40	17,077	40
1979-80	683,080	40	17,077	40
1980-81	683,080	40	17,077	40
1981-82	681,744	40	17,044	8
1982-83	673,880	40	16,847	13
1983-84	665,445	40	16,636	13
1984-85	678,036	40	16,951	23
1985-86	687,342	40	17,184	32
1986-87	688,497	40	17,212	36
1987-88	696,180	40	17,405	31
1988-89	696,202	40	17,405	36
1989-90	696,268	40	17,407	32
1990-91	693,674	40	17,342	27
1991-92	685,604	40	17,140	11
1992-93	708,512	41	17,281	14
1993-94	706,455	41	17,231	10
1994-95	411,848	24	17,160	15
1995-96	711,136	41	17,345	32
1996-97	791,753	41	19,311	15
1997-98	800,285	41	19,519	23
1998-99	804,105	41	19,612	37
1999-00	805,014	41	19,634	35
2000-01	802,595	41	19,575	29
2001-02	802,327	41	19,569	27
2002-03	792,333	41	19,325	14
2003-04	794,406	41	19,376	20
2004-05		Did Not Play		
2005-06	805,783	41	19,653	39
2006-07	790,591	41	19,283	10
2007-08	801,797	41	19,556	26
2008-09	801,372	41	19,546	27
2009-10	800,996	41	19,537	30
2010-11	808,301	41	19,715	36
2011-12 (*)	837,754	41	19,770	41
2012-13	474,878	24	19,787	24
2013-14 (#)	813,411	41	19,839	41
2014-15	790,107	41	19,271	30
2015-16	788,319	41	19,227	19
2016-17	805,408	41	19,664	22
2017-18	800,214	41	19,517	24
2018-19 (\$)	835,242	41	19,141	13
2019-20	643,677	35	18,391	9
2020-21 (^)	55,041	28	3,882	9
2021-22	678,163	41	16,541	2
2022-23	722,857	41	17,631	8
2023-24	755,962	41	18,439	10
TOTALS	38,689,046	2,200	17,586	1,372

(*) Franchise record total attendance. Total includes attendance of 46,967 at 2012 Bridgestone NHL Winter Classic at Citizens Bank Park on January 2, 2012. Average listed does not. Total home game average including Winter Classic was 20,433.

(#) Franchise record total and average for Wells Fargo Center home games only.

(\$)

(^)

(Note: Flyers played at the Spectrum from the 1967-68 through 1995-96 seasons and moved into the Wells Fargo Center for the 1996-97 season.)



OPENING GAME RECORD

SEASON OPENER (28-19-9)

1967-68	FLYERS	1	at	California	5	L
1968-69	FLYERS	2	at	Boston	3	L
1969-70	FLYERS	0	at	Minnesota	4	L
1970-71	Minnesota	1	at	FLYERS	2	W
1971-72	FLYERS	2	at	Pittsburgh	3	L
1972-73	FLYERS	4	at	St. Louis	4	T
1973-74	Toronto	0	at	FLYERS	2	W
1974-75	Los Angeles	5	at	FLYERS	3	L
1975-76	Washington	4	at	FLYERS	5	W
1976-77	NY Islanders	3	at	FLYERS	0	L
1977-78	Chicago	1	at	FLYERS	5	W
1978-79	FLYERS	3	at	NY Rangers	3	T
1979-80	NY Islanders	2	at	FLYERS	5	W
1980-81	Pittsburgh	4	at	FLYERS	7	W
1981-82	Detroit	2	at	FLYERS	2	T
1982-83	Quebec	5	at	FLYERS	9	W
1983-84	Washington	1	at	FLYERS	4	W
1984-85	Washington	2	at	FLYERS	2	T
1985-86	New Jersey	6	at	FLYERS	5	L
1986-87	Edmonton	1	at	FLYERS	2	W
1987-88	Montreal	2	at	FLYERS	2	T
1988-89	New Jersey	1	at	FLYERS	4	W
1989-90	New Jersey	6	at	FLYERS	2	L
1990-91	FLYERS	1	at	Boston	4	L
1991-92	FLYERS	2	at	Washington	5	L
1992-93	FLYERS	3	at	Pittsburgh	3	T
1993-94	Pittsburgh	3	at	FLYERS	4	W
1994-95	Quebec	3	at	FLYERS	1	L
1995-96	FLYERS	7	at	Montreal	1	W
1996-97	Florida	3	at	FLYERS	1	L
1997-98	Florida	1	at	FLYERS	3	W
1998-99	FLYERS	1	at	NY Rangers	0	W
1999-00	Ottawa	3	at	FLYERS	0	L
2000-01	Vancouver	3	at	FLYERS	6	W
2001-02	Florida	2	at	FLYERS	5	W
2002-03	FLYERS	2	at	Edmonton	2	T
2003-04	Buffalo	0	at	FLYERS	2	W
2004-05				Did Not Play		
2005-06	NY Rangers	5	at	FLYERS	3	L
2006-07	FLYERS	0	at	Pittsburgh	4	L
2007-08	FLYERS	3	at	Calgary	2	W
2008-09	NY Rangers	4	at	FLYERS	3	L
2009-10	FLYERS	2	at	Carolina	0	W
2010-11	FLYERS	3	at	Pittsburgh	2	W
2011-12	FLYERS	2	at	Boston	1	W
2012-13	Pittsburgh	3	at	FLYERS	1	L
2013-14	Toronto	3	at	FLYERS	1	L
2014-15	FLYERS	1	at	Boston	2	L
2015-16	FLYERS	2	at	Tampa Bay	3	OTL
2016-17	FLYERS	4	at	Los Angeles	2	W
2017-18	FLYERS	5	at	San Jose	3	W
2018-19	FLYERS	5	at	Vegas	2	W
2019-20 (*)	Chicago	3	at	FLYERS	4	W
2020-21	Pittsburgh	3	at	FLYERS	6	W
2021-22	Vancouver	5	at	FLYERS	4	SOL
2022-23	New Jersey	2	at	FLYERS	5	W
2023-24	FLYERS	4	at	Columbus	2	W

(*) Neutral site game played at Prague, Czech Republic. Flyers were home team for the game.

HOME/ROAD OPENING GAME

HOME OPENER (32-17-7)			ROAD OPENER (26-16-14)		
1967-68	W	FLYERS 1, Pittsburgh 0	1967-68	L	FLYERS 1 @ California 5
1968-69	W	FLYERS 3, Pittsburgh 0	1968-69	L	FLYERS 2 @ Boston 3
1969-70	T	FLYERS 1, Montreal 1	1969-70	L	FLYERS 0 @ Minnesota 4
1970-71	W	FLYERS 2, Minnesota 1	1970-71	T	FLYERS 0 @ Pittsburgh 0
1971-72	L	Los Angeles 7 FLYERS 0	1971-72	L	FLYERS 2 @ Pittsburgh 3
1972-73	W	FLYERS 7, Vancouver 3	1972-73	T	FLYERS 4 @ St. Louis 4
1973-74	W	FLYERS 2, Toronto 0	1973-74	W	FLYERS 6 @ NY Islanders 0
1974-75	L	Los Angeles 5, FLYERS 3	1974-75	W	FLYERS 6 @ Pittsburgh 3
1975-76	W	FLYERS 5, Washington 4	1975-76	W	FLYERS 9 @ Minnesota 5
1976-77	L	NY Islanders 3, FLYERS 0	1976-77	L	FLYERS 3 @ Atlanta 4
1977-78	W	FLYERS 5, Chicago 1	1977-78	W	FLYERS 8 @ Pittsburgh 2
1978-79	L	Montreal 3, FLYERS 2	1978-79	T	FLYERS 3 @ NY Rangers 3
1979-80	W	FLYERS 5, NY Islanders 2	1979-80	L	FLYERS 2 @ Atlanta 9
1980-81	W	FLYERS 7, Pittsburgh 4	1980-81	W	FLYERS 5 @ St. Louis 1
1981-82	T	FLYERS 2, Detroit 2	1981-82	W	FLYERS 5 @ Washington 4
1982-83	W	FLYERS 9, Quebec 5	1982-83	W	FLYERS 3 @ Washington 2
1983-84	W	FLYERS 4, Washington 1	1983-84	W	FLYERS 6 @ Montreal 3
1984-85	T	FLYERS 2, Washington 2	1984-85	W	FLYERS 4 @ Washington 2
1985-86	L	New Jersey 6, FLYERS 5	1985-86	W	FLYERS 4 @ Pittsburgh 2
1986-87	W	FLYERS 2, Edmonton 1	1986-87	W	FLYERS 6 @ Washington 1
1987-88	T	FLYERS 2, Montreal 2	1987-88	W	FLYERS 5 @ Minnesota 4
1988-89	W	FLYERS 4, New Jersey 1	1988-89	W	FLYERS 7 @ Minnesota 6
1989-90	L	New Jersey 6, FLYERS 2	1989-90	L	FLYERS 3 @ Washington 5
1990-91	W	FLYERS 7, Detroit 2	1990-91	L	FLYERS 1 @ Boston 4
1991-92	L	Pittsburgh 6, FLYERS 3	1991-92	L	FLYERS 2 @ Washington 5
1992-93	W	FLYERS 6, New Jersey 4	1992-93	T	FLYERS 3 @ Pittsburgh 3
1993-94	W	FLYERS 4, Pittsburgh 3	1993-94	W	FLYERS 5 @ Hartford 2
1994-95	L	Quebec 3, FLYERS 1	1994-95	L	FLYERS 1 @ Boston 4
1995-96	W	FLYERS 2, Washington 1	1995-96	W	FLYERS 7 @ Montreal 1
1996-97	L	Florida 3, FLYERS 1	1996-97	L	FLYERS 1 @ NY Islanders 5
1997-98	W	FLYERS 3, Florida 1	1997-98	W	FLYERS 1 @ New Jersey 4
1998-99	W	FLYERS 4, Anaheim 1	1998-99	T	FLYERS 1 @ NY Rangers 0
1999-00	L	Ottawa 3, FLYERS 0	1999-00	T	FLYERS 1 @ Boston 1
2000-01	W	FLYERS 6, Vancouver 3	2000-01	T	FLYERS 3 @ Minnesota 3
2001-02	W	FLYERS 5, Florida 2	2001-02	T	FLYERS 2 @ Columbus 2
2002-03	T	FLYERS 3, NY Islanders 3	2002-03	T	FLYERS 2 @ Edmonton 2
2003-04	W	FLYERS 2, Buffalo 0	2003-04	T	FLYERS 0 @ San Jose 0
2004-05		Did Not Play	2004-05		Did Not Play
2005-06	L	NY Rangers 5, FLYERS 3	2005-06	L	FLYERS 2 @ Toronto 4
2006-07	SOL	NY Rangers 5, FLYERS 4	2006-07	L	FLYERS 0 @ Pittsburgh 4
2007-08	W	FLYERS 3, NY Islanders 1	2007-08	W	FLYERS 3 @ Calgary 2
2008-09	L	NY Rangers 4, FLYERS 3	2008-09	OTL	FLYERS 2 @ Pittsburgh 3
2009-10	W-OT	FLYERS 6, Washington 5	2009-10	W	FLYERS 2 @ Carolina 0
2010-11	W	Colorado 2, FLYERS 4	2010-11	W	FLYERS 3 @ Pittsburgh 2
2011-12	W	Vancouver 4, FLYERS 5	2011-12	W	FLYERS 2 @ Boston 1
2012-13	L	Pittsburgh 3, FLYERS 1	2012-13	L	FLYERS 2 @ BUFFALO 5
2013-14	L	Toronto 3, FLYERS 1	2013-14	L	FLYERS 1 @ Montreal 4
2014-15	L	New Jersey 6, FLYERS 4	2014-15	L	FLYERS 1 @ Boston 2
2015-16	W	FLYERS 1, Florida 0	2015-16	OTL	FLYERS 2 @ Tampa Bay 3
2016-17	L	Anaheim 3, FLYERS 2	2016-17	W	FLYERS 4 @ Los Angeles 2
2017-18	W	FLYERS 8, Washington 2	2017-18	W	FLYERS 5 @ San Jose 3
2018-19	L	San Jose 8, FLYERS 2	2018-19	W	FLYERS 5 @ Vegas 2
2019-20 (*)	W	FLYERS 4, Chicago 3	2019-20	SOL	FLYERS 2 @ Vancouver 3
		(WFC: FLYERS 4, New Jersey 0)			
2020-21	W	FLYERS 6, Pittsburgh 3	2020-21	SOL	FLYERS 4 @ Boston 5
2021-22	SOL	Vancouver 5, FLYERS 4	2021-22	W	FLYERS 5 @ Edmonton 3
2022-23	W	FLYERS 5, New Jersey 2	2022-23	W	FLYERS 3 @ Tampa Bay 2
2023-24	W	FLYERS 2, Vancouver 0	2023-24	W	FLYERS 4 @ Columbus 2

(*) The Flyers opened the 2019-20 season with a 4-3 win over Chicago in Prague, Czech Republic. The Flyers were the home team for the game. They also won their Wells Fargo Center opener, defeating New Jersey 4-0.



COACHES REGISTER/"MOSTS"

COACH	FIRST SEASON	NO. OF SEASONS	RECORD	PCT.	PLAYOFF RECORD	PLAYOFF PCT.
Keith Allen	1967-68	2	51 - 67 - 32	.447	3 - 8	.273
Vic Stasiuk	1969-70	2	45 - 68 - 41	.425	0 - 4	.000
(a) Fred Shero	1971-72	7	308 - 151 - 95	.642	48 - 35	.578
(b) Bob McCammon	1978-79	4	119 - 68 - 31	.617	1 - 9	.100
Pat Quinn	1978-79	4	141 - 73 - 48	.630	22 - 17	.564
Mike Keenan	1984-85	4	190 - 102 - 28	.638	32 - 25	.561
Paul Holmgren	1988-89	4	107 - 126 - 31	.464	10 - 9	.526
(c) Bill Dineen	1991-92	2	60 - 60 - 20	.500	—	—
Terry Simpson	1993-94	1	35 - 39 - 10	.476	—	—
Terry Murray	1994-95	3	118 - 64 - 30	.627	28 - 18	.609
Wayne Cashman	1997-98	1	32 - 20 - 9	.598	—	—
(d) Roger Neilson	1997-98	3	76 - 52 - 32	.578	3 - 8	.273
(e) Craig Ramsay	1999-2000	2	28 - 20 - 5	.594	11 - 7	.611
(f) Bill Barber	2000-01	2	73 - 46 - 17	.599	3 - 8	.273
Ken Hitchcock	2002-03	3	131 - 77 - 39	.608	19 - 18	.514
(g) John Stevens	2006-07	4	120 - 109 - 34	.521	11 - 12	.478
(h) Peter Laviolette	2009-13	5	145 - 98 - 29	.586	23 - 22	.511
(i) Craig Berube	2013-15	2	75 - 58 - 28	.553	3 - 4	.429
Dave Hakstol	2015-16	4	134 - 101 - 42	.483	4 - 8	.333
(j) Scott Gordon	2018-19	1	25 - 22 - 4	.490	—	—
Alain Vigneault	2019-20	3	74 - 55 - 19	.500	10 - 6	.625
(k) Mike Yeo	2021-22	1	17 - 36 - 7	.342	—	—
John Tortorella	2022-23	2	69-71-24	.420	—	—

(a) Replaced Bob McCammon 50 games into the 1978-79 season, compiling an 18-8-4 record

(b) Replaced Pat Quinn 72 games into the 1981-82 season, compiling a 4-2-2 record

(c) Replaced Paul Holmgren 24 games into the 1991-92 season, compiling a 24-23-9 record

(d) Replaced Wayne Cashman 61 games into the 1997-98 season, compiling a 10-9-2 record

(e) Replaced Roger Neilson 57 games into the 1999-2000 season, compiling a 16-8-1 record

(f) Replaced Craig Ramsay 28 games into the 2000-01 season, compiling a 31-16-7 record

(g) Replaced Ken Hitchcock 8 games into the 2006-07 season, compiling a 21-42-11 record

(h) Replaced John Stevens 25 games into the 2009-10 season, compiling a 28-24-5 record

(i) Replaced Peter Laviolette three games into the 2013-14 season, compiling a 42-27-10 record

(j) Replaced Dave Hakstol 32 games into the 2018-19 season, compiling a 12-15-4 record

(k) Replaced Alain Vigneault 22 games into the 2021-22 season, compiling a 8-10-4 record

"MOSTS" BY A FLYER IN A SINGLE SEASON

GOALS			ASSISTS			POINTS		
Reggie Leach	61	1975-76	Bobby Clarke	89	1974-75	Mark Recchi	123	1992-93
Tim Kerr	58	1985-86	Bobby Clarke	89	1975-76	Bobby Clarke	119	1975-76
Tim Kerr	58	1986-87	Mark Recchi	70	1992-93	Bobby Clarke	116	1974-75
Tim Kerr	54	1983-84	Bobby Clarke	68	1977-78	Eric Lindros	115	1995-96
Tim Kerr	54	1984-85	Ken Linseman	68	1981-82	Bill Barber	112	1975-76
Mark Recchi	53	1992-93	Eric Lindros	68	1995-96	Mark Recchi	107	1993-94
John LeClair	51	1995-96	Claude Giroux	68	2017-18	Bobby Clarke	104	1972-73
John LeClair	51	1997-98	Bobby Clarke	67	1972-73	Claude Giroux	102	2017-18
Rick MacLeish	50	1972-73	Mark Recchi	67	1993-94	Rick MacLeish	100	1972-73
Bill Barber	50	1975-76	Jakub Voracek	65	2017-18	Tim Kerr	98	1984-85
Reggie Leach	50	1979-80	Mark Recchi	63	1999-00	Rick MacLeish	97	1976-77
John LeClair	50	1996-97	Claude Giroux	63	2018-19	Brian Propp	97	1984-85
			Bobby Clarke	62	1976-77	Brian Propp	97	1985-86
			Bobby Clarke	62	1982-83	Rod Brind'Amour	97	1993-94
			Rod Brind'Amour	62	1993-94	Eric Lindros	97	1993-94
						John LeClair	97	1995-96
						John LeClair	97	1996-97
						Claude Giroux	93	2011-12

SEASON TEAM LEADERS

SEASON	PLAYER	GOALS	PLAYER	ASSISTS	PLAYER	POINTS
1967-68	Rochefort	21	Angotti	37	Angotti	49
1968-69	Lacroix	24	Gendron	35	Lacroix	56
1969-70	Dornhoefer	26	Lacroix	36	Lacroix	58
1970-71	Clarke	27	Clarke	36	Clarke	63
1971-72	Clarke	35	Clarke	46	Clarke	81
1972-73	MacLeish	50	Clarke	67	Clarke	104
1973-74	Clarke	35	Clarke	52	Clarke	87
1974-75	Leach	45	Clarke	89	Clarke	116
1975-76	Leach	61	Clarke	89	Clarke	119
1976-77	MacLeish	49	Clarke	62	MacLeish	97
1977-78	Barber	41	Clarke	68	Clarke	89
1978-79	Barber/Leach	34	Clarke	57	Barber	80
1979-80	Leach	50	Clarke/Linseman	57	Linseman	79
1980-81	Barber	43	Wilson	47	Barber	85
1981-82	Barber	45	Linseman	68	Linseman	92
1982-83	Sittler	43	Clarke	62	Clarke	85
1983-84	Kerr	54	Propp	53	Kerr	93
1984-85	Kerr	54	Propp	54	Kerr	98
1985-86	Kerr	58	Howe	58	Propp	97
1986-87	Kerr	58	Poulin	45	Kerr	95
1987-88	Tocchet	31	Propp	49	Craven/Propp	76
1988-89	Kerr	48	Eklund	51	Kerr	88
1989-90	Tocchet	37	Tocchet	59	Tocchet	96
1990-91	Tocchet	40	Eklund	50	Tocchet	71
1991-92	Brind'Amour	33	Brind'Amour	44	Brind'Amour	77
1992-93	Recchi	53	Recchi	70	Recchi	123
1993-94	Lindros	44	Recchi	67	Recchi	107
1994-95	Lindros	29	Lindros	41	Lindros	70
1995-96	LeClair	51	Lindros	68	Lindros	115
1996-97	LeClair	50	LeClair/Lindros	47	LeClair	97
1997-98	LeClair	51	Lindros	41	LeClair	87
1998-99	LeClair	43	Lindros	53	Lindros	93
1999-00	LeClair	40	Recchi	63	Recchi	91
2000-01	Primeau	34	Recchi	50	Recchi	77
2001-02	Gagne	33	Roenick	46	Roenick	67
2002-03	Roenick	27	Recchi/Roenick	32	Roenick	59
2003-04	Recchi	26	Recchi	49	Recchi	75
2005-06	Gagne	47	Forsberg	56	Gagne	79
2006-07	Gagne	41	Pitkanen	39	Gagne	68
2007-08	Briere	31	Richards	47	Richards	75
2008-09	Carter	46	Richards	50	Carter	84
2009-10	Carter	33	Pronger	45	Richards	62
2010-11	Carter	36	Giroux	51	Giroux	76
2011-12	Hartnell	37	Giroux	65	Giroux	93
2012-13	Voracek	22	Giroux	34	Giroux	47
2013-14	Simmonds	29	Giroux	58	Giroux	86
2014-15	Simmonds	28	Voracek	59	Voracek	81
2015-16	Simmonds	32	Giroux	45	Giroux	67
2016-17	Simmonds	31	Giroux	44	Voracek	61
2017-18	Giroux	34	Giroux	68	Giroux	102
2018-19	Couturier	33	Giroux	63	Giroux	85
2019-20	Konecny	24	Voracek	44	Konecny	61
2020-21	Farabee	20	Voracek	34	Giroux/Voracek/vanRiemsdyk	43
2021-22	van Riemsdyk	24	Konecny	36	Konecny	52
2022-23	Konecny	31	Hayes	36	Konecny	61
2023-24	Konecny	33	Konecny	35	Konecny	68

SEASON LENGTHS

1967-68 - 74 games	1995-2012 - 82 games
1968-70 - 76 games	2012-13 - 48 games
1970-74 - 78 games	2013-19 - 82 games
1974-92 - 82 games	2019-20 - 69 games
1992-94 - 84 games	2020-21 - 56 games
1994-95 - 48 games	2021-24 - 82 games



TEAM LEADERS/ROOKIE SCORING

FLYERS REGULAR SEASON TEAM LEADERS

SEASON	PLAYER	PIM	GOALTENDER	GAA	GOALTENDER	WINS
1967-68	Van Impe	141	Favell	2.27	Parent	16
1968-69	Kennedy	195	Parent	2.69	Parent	17
1969-70	Heiskala	171	Parent	2.79	Parent	13
1970-71	Dornhoefer	93	Favell	2.66	Favell	16
1971-72	Dornhoefer	183	Favell	2.80	Favell	18
1972-73	Schultz	259	Favell	2.83	Favell	20
1973-74	Schultz	348	Parent	1.89	Parent	47
1974-75	Schultz	472	Parent	2.03	Parent	44
1975-76	Schultz	307	Stephenson	2.58	Stephenson	40
1976-77	Holmgren	201	Stephenson	2.31	Parent	35
1977-78	Dupont	225	Parent	2.22	Parent	29
1978-79	Wilson	197	Parent	2.70	Stephenson	20
1979-80	Holmgren	267	Peeters	2.73	Peeters	29
1980-81	Holmgren	306	St.Croix	2.49	Peeters	22
1981-82	Cochrane	329	Peeters	3.71	Peeters	23
1982-83	Cochrane	237	Froese	2.52	Lindbergh	23
1983-84	Cochrane	225	Froese	3.14	Froese	28
1984-85	Tocchet	181	Lindbergh	3.02	Lindbergh	40
1985-86	Tocchet	284	Froese	2.55	Froese	31
1986-87	Tocchet	286	Hextall	3.00	Hextall	37
1987-88	Tocchet	301	Hextall	3.51	Hextall	30
1988-89	Chychrun	245	Hextall	3.23	Hextall	30
1989-90	Berube	291	Wregget	3.42	Wregget	22
1990-91	Berube	293	Peeters	2.88	Hextall	13
1991-92	Carkner	195	Hextall	3.40	Hextall	16
1992-93	McGill	238	Soderstrom	3.42	Soderstrom	20
1993-94	Brown	137	Roussel	3.34	Roussel	29
1994-95	Antoski	107	Roussel	2.34	Hextall	17
1995-96	Antoski	204	Hextall	2.17	Hextall	31
1996-97	Daniels	237	Snow	2.52	Hextall	31
1997-98	Kordic	210	Hextall	2.17	Hextall	21
1998-99	Lindros	120	Vanbiesbrouck	2.18	Vanbiesbrouck	27
1999-00	Berube	162	Boucher	1.91	Vanbiesbrouck	25
2000-01	Richardson	131	Cechmanek	2.01	Cechmanek	35
2001-02	Fedoruk	141	Cechmanek	2.05	Cechmanek	24
2002-03	Brashear	161	Cechmanek	1.83	Cechmanek	33
2003-04	Brashear	212	Esche	2.04	Esche	21
2005-06	Brashear	166	Niittymaki/Esche	2.97	Niittymaki	23
2006-07	Eager	233	Niittymaki	3.38	Niittymaki	9
2007-08	Cote	202	Biron	2.59	Biron	30
2008-09	Carcillo	254	Niittymaki/Biron	2.76	Biron	29
2009-10	Carcillo	207	Leighton	2.48	Emery/Leighton	16
2010-11	Hartnell	142	Boucher	2.41	Bobrovsky	28
2011-12	Rinaldo	232	Bryzgalov	2.48	Bryzgalov	33
2012-13	Rinaldo	85	Mason	1.90	Bryzgalov	19
2013-14	Rinaldo	153	Mason	2.50	Mason	33
2014-15	Rinaldo	102	Mason	2.25	Mason	18
2015-16	Simmonds	147	Neuvirth	2.27	Mason	23
2016-17	Simmonds	122	Stolarz	2.07	Mason	26
2017-18	Gudas	83	Neuvirth	2.60	Elliott	23
2018-19	Simmonds	90	Hart	2.83	Hart	16
2019-20	Farabee	39	Hart	2.42	Hart	24
2020-21	Aube-Kubel	44	Elliott	3.06	Elliott	15
2021-22	MacEwen	110	Hart	3.16	Hart	13
2022-23	Deslauriers	136	Hart	2.94	Hart	22
2023-24	Hathaway	132	Ersson	2.82	Ersson	23

FLYERS ALL-TIME TOP ROOKIE SCORERS

PLAYER	POS	YEAR	GP	G	A	PTS
Mikael Renberg	RW	1993-94	83	38	41	82
Dave Poulin	C	1983-84	73	31	45	76
Eric Lindros	C	1992-93	61	41	34	75
Brian Propp	LW	1979-80	80	34	41	75
Ron Flockhart	C	1981-82	72	33	39	72
Pelle Eklund	C	1985-86	70	15	51	66
Bill Barber	LW	1972-73	69	30	34	64
Peter Zezel	C	1984-85	65	15	46	61
Andre Lacroix	C	1968-69	75	24	32	56
Serge Bernier	RW	1970-71	77	23	28	51
Ron Sutter	C	1983-84	79	19	32	51
Mel Bridgman	C	1975-76	80	23	32	50
Behn Wilson	D	1978-79	80	13	36	49
Simon Gagne	LW	1999-00	80	20	28	48
Matt Read	RW	2011-12	79	24	23	47
Shayne Gostisbehere	D	2015-16	66	17	29	46
Bobby Clarke	D	1969-70	74	15	31	46
Tim Kerr	C	1980-81	68	22	23	45
Jim Johnson	C	1968-69	69	17	27	44
Thomas Ericsson	D	1983-84	68	11	33	44
Janne Niinimaa	D	1996-97	77	4	40	44

ALL-TIME SCORING LIST

PLAYER	GP	G	A	PTS	PIM	PLAYER	GP	G	A	PTS	PIM
B. Clarke	1144	358	852	1210	1453	D. Langkow	209	41	86	127	130
C. Giroux	1000	291	609	900	412	E. Van Impe	617	19	107	126	892
B. Barber	903	420	463	883	623	B. Fedyk	200	59	65	124	160
B. Propp	930	369	480	849	669	K. Acton	303	45	72	117	424
R. MacLeish	741	328	369	697	384	J. Pitkanen	206	25	91	116	210
E. Lindros	486	290	369	659	946	D. Schultz	297	51	64	115	1386
T. Kerr	601	363	287	650	577	J. Williams	226	43	72	115	108
J. LeClair	649	333	310	643	337	P. Forsberg	100	30	85	115	118
M. Recchi	602	232	395	627	388	M. Bullard	124	50	63	113	127
J. Voracek	727	177	427	604	385	S. Kapanen	311	44	66	110	64
R. Brind'Amour	633	235	366	601	563	M. Frost	229	39	71	110	64
S. Gagne	691	264	271	535	284	B. Marsh	514	14	96	110	636
G. Dornhoefer	725	202	316	518	1256	O. Tippett	176	59	50	109	28
R. Leach	606	306	208	514	276	T. Gorence	291	57	52	109	89
R. Tocchet	621	232	276	508	1817	B. Clement	229	53	52	105	166
S. Couturier	795	191	307	498	306	T. Klatt	209	41	57	98	57
M. Howe	594	138	342	480	323	T. Eriksson	208	22	76	98	107
P. Eklund	589	118	334	452	107	O. Lindblom	263	50	47	97	63
M. Craven	523	152	272	424	315	J. Lupul	135	45	51	96	93
I. Sinisalo	526	199	209	408	180	A. Hill	221	40	55	95	227
E. Desjardins	738	93	303	396	406	C. Pronger	145	15	77	92	133
T. Konecny	564	174	226	400	410	S. Podein	301	44	48	92	216
D. Poulin	467	161	233	394	303	S. Podein	301	44	48	92	216
W. Simmonds	584	203	175	378	784	M. Dvorak	193	11	74	85	51
Ron Sutter	555	137	223	360	854	J. Beranek	134	46	38	84	137
M. Richards	453	133	216	349	397	K. Huffman	207	23	61	84	158
J. Carter	461	181	162	343	288	P. Falloon	144	38	45	83	24
T. Konecny	564	174	226	400	410	Rich Sutter	204	36	47	83	381
S. Hartnell	517	157	169	326	908	B. Ashbee	270	15	67	82	277
M. Bridgman	462	119	205	324	971	J. Otto	213	28	52	80	292
R. Lonsberry	497	144	170	314	403	D. Yushkevich	215	17	63	80	212
P. Holmgren	500	138	171	309	1600	T. Crisp	194	25	54	79	78
J. van Riemsdyk	527	146	151	297	182	D. Brown	552	39	39	78	1382
M. Renberg	366	128	168	296	210	C. Atkinson	143	36	42	78	37
B. Kelly	741	128	168	296	1285	J. Niinimaa	143	7	71	78	114
D. Briere	364	124	159	283	331	L. Rochefort	139	35	42	77	26
K. Timonen	310	38	232	270	304	G. Cochrane	257	16	61	77	1110
P. Zezel	519	91	170	261	230	A. Meszaros	192	20	56	76	116
O. Kindrachuk	360	79	181	260	465	R. Fedotenko	199	37	38	75	127
K. Linseman	269	73	184	257	585	S. Bernier	123	35	40	75	130
B. Schenn	424	109	137	246	217	K. Jones	131	27	47	74	164
S. Laughton	601	95	143	238	365	R. Gudas	290	17	56	73	355
D. Saleski	476	118	117	235	602	A. MacDonald	291	11	61	72	137
T. Bladon	463	67	163	230	281	B. Sutherland	124	42	29	71	40
M. Knuble	338	118	111	229	290	L. Goodenough	129	15	56	71	104
S. Gostisbehere	381	60	159	219	129	N. Patrick	197	30	40	70	77
I. Provorov	532	65	152	217	196	C. Gratton	108	23	47	70	200
B. Wilson	339	59	155	214	873	P. Svoboda	232	10	60	70	320
K. Primeau	312	87	126	213	414	R. Jones	217	13	56	69	134
S. Nolet	358	93	108	201	129	T. Amonte	93	27	41	68	40
Joe Watson	746	36	162	198	397	D. Brashear	270	22	44	66	648
S. Mellanby	355	83	114	197	694	N. Cates	157	24	41	65	16
B. Dailey	304	56	138	194	397	S. Upshall	134	27	37	64	145
D. Crossman	392	35	158	193	255	M. Del Zotto	167	20	43	63	78
B. McCrimmon	367	35	152	187	355	S. Duchesne	89	20	43	63	88
M. Read	437	87	100	187	81	D. Zubrus	200	19	43	62	89
J. Watson	613	38	148	186	492	C. York	169	15	45	60	68
T. Sanheim	497	46	137	183	219	D. Quinn	102	18	40	58	48
J. Farabee	334	82	100	182	195	V. Lecavalier	133	28	30	58	82
D. Sittler	191	84	94	178	148	V. Zelepkukin	151	27	30	57	103
A. Dupont	539	42	135	177	1505	V. Leino	94	21	36	57	26
K. Dineen	284	88	88	176	533	G. Peters	229	27	28	55	209
J. Roenick	216	67	106	173	211	D. Sarrazin	100	20	35	55	22
G. Galley	236	28	144	172	260	P. Coffey	94	8	47	55	50
A. Lacroix	245	72	98	170	36	C. Berube	323	20	34	54	1138
J. Johnson	266	66	102	168	67	J. Jagr	73	19	35	54	30
D. Smith	494	80	87	167	338	D. Hawerchuk	67	16	38	54	36
B. Coburn	576	37	124	161	470	L. Hachborn	78	16	38	54	27
M. Raffi	504	81	79	160	212	K. Dykhovniuk	227	13	41	54	211
C. Therien	753	29	130	159	583	B. Selby	119	25	28	53	47
K. Hayes	253	63	94	157	105	Marty Murray	150	23	30	53	23
J. Gendron	278	69	86	155	203	E. Weinrich	215	8	45	53	98
K. Johnsson	291	40	107	147	140	Y. Racine	67	9	42	51	48
M. Handzus	237	54	92	146	166	A. Lomakin	108	22	28	50	60
R. Flockhart	167	65	80	145	108	M. Pederson	84	20	30	50	33
R.J. Umberger	334	60	82	142	112	R. Lapointe	146	8	42	50	183
K. Samuelsson	545	35	106	141	815	B. Lesuk	123	24	25	49	112
D. McGillis	340	32	108	140	303	B. Dunlop	69	20	29	49	16
M. Streit	274	30	110	140	120	L. Angotti	70	12	37	49	35
B. Flett	167	71	68	139	130	J. Latal	92	12	36	48	24
L. Carson	346	61	76	137	494	D. Ververgaert	95	23	24	47	30
M. Carle	308	15	122	137	91	N. Cates	157	24	41	65	16
J. Farabee	334	82	100	182	195	V. Prospal	77	14	33	47	27
T. Carnker	376	29	103	132	867	R. Hagg	236	13	34	47	143
R. Allison	168	47	81	128	210	L. Hillman	149	8	39	47	112
G. Murphy	261	31	97	128	254	M. Talbot	127	25	21	46	84



ALL-TIME SCORING LIST

PLAYER	GP	G	A	PTS	PIM	PLAYER	GP	G	A	PTS	PIM
B. Hughes	122	5	41	46	88	E. Gustafsson (1988)	91	6	17	23	24
D. Blackburn	115	16	29	45	59	N. Zherdev	56	16	6	22	22
C. VanDeVelde	250	17	28	45	77	W. Allison	75	13	9	22	40
A. Asham	150	18	26	44	281	D. Cherry	139	12	10	22	41
D. Powe	204	22	21	43	130	G. Adams	39	7	15	22	113
F. Kennedy	132	18	25	43	325	A. Delmore	95	7	15	22	24
B. Manning	207	11	32	43	212	S. Walker	63	6	16	22	34
G. Hawgood	59	9	34	43	58	A. Picard	72	3	19	22	23
J. Braun	227	9	34	43	91	H. Bennett	53	13	8	21	67
J. Hull	210	20	22	42	26	K. Calder	59	9	12	21	36
L. Schenn	213	12	30	42	140	D. Evans	65	8	13	21	70
T. DeAngelo	70	11	31	42	73	P. Nedved	49	6	15	21	54
B. Dean	86	11	31	42	54	M. Baron	83	10	10	20	86
L. Hale	196	5	37	42	90	C. Schmautz	30	8	12	20	23
J. Weal	124	19	23	42	38	T. Pitlick	63	8	12	20	12
L. Morrison	202	19	22	41	70	D. Seidenberg	92	6	14	20	26
V. Filppula	101	16	25	41	22	D. Hoyda	108	4	16	20	257
T. Foerster	85	23	17	40	40	I. Laperriere	82	3	17	20	162
B. Benning	59	11	29	40	128	K. McCarthy	90	3	17	20	57
B. Hoffmeyer	9	9	31	40	182	J. Chychrun	199	3	17	20	606
R. Ristolainen	171	6	34	40	78	D. Sulliman	80	9	10	19	8
J. Wells	126	5	35	40	313	B. Eager	111	9	10	19	313
P. Evans	103	14	25	39	34	A. Semenov	70	4	15	19	20
T. Fedoruk	268	13	26	39	575	K. Yandle	77	1	18	19	14
N. Grossmann	198	7	31	38	118	Z. MacEwen	121	7	11	18	164
V. Butsayev	99	14	23	37	119	A. Zhamnov	20	5	13	18	14
C. Forbes	132	22	14	36	110	S. O'Donnell	81	1	17	18	87
E. Hoekstra	70	15	21	36	6	A. Faust	47	10	7	17	14
R. Foley	58	11	25	36	168	G. Hathaway	82	7	10	17	132
J. Miszuk	140	6	30	36	149	R. Nattress	44	7	10	17	29
L. Richardson	387	7	28	35	618	B. Jones	48	7	10	17	44
P. Bellemare	237	17	17	34	65	R. Robitaille	28	5	12	17	22
D. Weise	152	17	17	34	75	S. Ruzicka	55	4	13	17	47
G. Paslawski	60	14	19	33	12	A. Stanley	64	4	13	17	28
R. DiMaio	109	12	21	33	117	R. McGill	134	4	13	17	363
N. Lacombe	92	11	22	33	34	T. Bergen	14	11	5	16	4
D. Hatcher	203	9	24	33	193	S. Gagner	53	8	8	16	25
M. Taylor	64	8	25	33	24	D. Brassard	31	6	10	16	10
M. Niskanen	68	8	25	33	29	P. Brown	87	6	10	16	28
W. Hillman	258	8	25	33	170	M. Sykora	49	5	11	16	26
D. Carcillo	153	16	16	32	414	G. Morrison	43	1	15	16	70
R. Somik	113	12	20	32	27	P. Sharp	66	10	5	15	67
F. Meyer	83	8	24	32	47	N. Deslauriers	140	7	9	16	225
A. Daigle	68	12	19	31	8	D. Afanassenkov	41	8	7	15	12
P. White	104	10	21	31	24	E. Hospodar	112	8	7	15	321
T. Murray	115	1	30	31	69	M. Freer	59	6	9	15	18
P. Ranheim	187	15	15	30	56	D. Tippett	73	4	11	15	38
B. Betts	138	13	17	30	22	B. Savage	66	9	5	14	28
N. Seeler	191	6	24	30	163	J. Sim	39	7	7	14	28
G. Sanderson	58	11	18	29	44	R. Potulny	44	7	7	14	26
C. Boivin	114	11	18	29	320	B. Dobbins	56	6	8	14	39
S. Downie	89	9	20	29	154	J. Vandermeer	75	6	8	14	79
K. Haller	132	7	22	29	177	M. Bureau	125	6	8	14	20
P. Myers	115	6	23	29	54	M. Botell	32	4	10	14	31
R. Hextall	489	1	28	29	476	G. Metropolit	55	3	10	14	15
N. Schultz	189	3	26	29	99	M. Hostak	55	4	11	14	24
R. White	107	17	11	28	131	M. Parizeau	38	2	12	14	10
A. Nodl	127	12	16	28	20	D. Lacroix	130	8	5	13	298
R. Poehling	77	11	17	28	6	P. Juhlin	56	7	6	13	23
N. Aube-Kubel	102	10	18	28	69	P. Brendl	50	6	7	13	6
N. Barnes	82	4	24	28	77	J. Paddock	47	5	8	13	49
N. Cousins	107	12	15	27	37	W. Huber	10	4	9	13	16
J. Doptia	52	11	16	27	8	A. Zhitnik	31	3	10	13	38
P. Hannigan	72	11	16	27	58	A. Alberts	79	1	12	13	61
B. Brink	67	11	16	27	10	C. Lapointe	56	7	5	12	48
R. Fleming	65	9	18	27	134	S. McCarthy	71	6	6	12	136
J. Potvin	64	6	21	27	16	M. Greig	30	5	7	12	14
F. Bathe	198	3	24	27	502	J. Gauthier	65	5	7	12	74
J. Druce	79	12	14	26	27	E. Medvedev	45	4	8	12	34
J.J. Daigneault	105	8	18	26	68	D. Kordic	197	4	8	12	584
M. Busniuk	143	3	23	26	297	K. Versteeg	27	7	4	11	24
M. Sillinger	52	11	14	25	24	E. Chouinard	46	7	4	11	10
C. LaForge	65	9	16	25	36	M. Mantha	35	3	8	11	35
C. MacTavish	100	8	17	25	85	B. Wesley	52	3	8	11	109
T. Ball	62	7	18	25	20	L. Zeidel	66	1	10	11	74
K. Manderville	129	7	18	25	59	B. Parent	486	0	11	11	95
E. Zamula	92	5	20	25	38	J. Lehtera	89	4	7	11	47
M. Rathje	97	3	22	25	52	Y. Preston	28	7	3	10	4
E. Heiskala	127	13	11	24	294	J. Hlavac	31	7	3	10	23
M. Ragnarsson	113	9	15	24	90	T. McGinn	36	7	3	10	8
Z. Rinaldo	223	8	16	24	572	E. Wellwood	31	5	5	10	4
D. Kushner	82	10	13	23	213	J. Dowd	73	5	5	10	41
B. Radivojevic	88	9	14	23	80	A. Oates	14	3	7	10	6
A. Conroy	114	9	14	23	156	J. McIlhargey	128	3	7	10	497
T. Horacek	116	9	14	23	217	D. Tertyshny	62	2	8	10	30

ALL-TIME SCORING LIST

PLAYER	GP	G	A	PTS	PIM	PLAYER	GP	G	A	PTS	PIM
D. Nachbaur	65	2	8	10	194	L. Belpedio	12	2	2	4	0
D. Stanley	89	2	8	10	216	L. Barrie	9	2	2	4	9
E. Gustafsson ('92)	24	1	9	10	0	D. Syvret	27	2	2	4	14
J. Smith	77	1	9	10	86	M. Pyoral	36	2	2	4	10
N. Dimitrakos	24	5	4	9	12	T. Laczynski	38	2	2	4	2
M. Comrie	21	4	5	9	12	I. Ratcliffe	10	1	3	4	10
S. Kasper	37	4	5	9	12	B. Wilkie	10	1	3	4	8
R. Paient	43	4	5	9	74	C. Knight	23	1	3	4	0
A. Hall	91	4	5	9	23	P. Plante	26	1	3	4	15
P. Guay	16	2	7	9	14	R. Bailey	27	1	3	4	78
K. Stevens	23	2	7	9	18	T. Stevenson	31	1	3	4	45
W. Hicks	32	2	7	9	6	P. J. Stock	31	1	3	4	78
C. McAllister	121	2	7	9	258	N. Thompson	40	1	3	4	40
M. Lamb	27	1	8	9	18	S. Malgunas	71	1	3	4	90
J. Finley	55	1	8	9	24	S. Antoski	89	1	3	4	265
O. Bartulis	66	1	8	9	32	A. Stratton	12	0	4	4	4
F. Arthur	77	1	8	9	49	J. Timonen	14	0	4	4	6
S. Daniels	56	5	3	8	237	M. LaForest	38	0	4	4	12
G. Odjick	30	4	4	8	38	D. Gauthier	60	0	4	4	82
M. York	34	4	4	8	8	K. Wregget	107	0	4	4	18
L. Seclak	27	3	5	8	12	B. Elliott	130	0	4	4	6
M. Roupe	40	3	5	8	42	D. Roussel	139	0	4	4	23
M. Maneluk	14	2	6	8	12	P. Peeters	179	0	4	4	77
D. Michayluk	14	2	6	8	8	D. Favell	215	0	4	4	86
T. Young	20	2	6	8	12	R. Romaniuk	17	3	0	3	17
J. Bowen	73	2	6	8	99	K. Bellows	27	3	0	3	6
A. Burt	84	1	7	8	59	J. Rosehill	45	3	0	3	154
C. Colaiacovo	33	2	6	8	10	D. Laliberte	11	2	1	3	6
Ross Fitzpatrick	20	5	2	7	0	O. Lauridsen	16	2	1	3	44
B. Corkum	28	4	3	7	8	A. Savage	16	2	1	3	4
M.A. Bourdon	45	4	3	7	52	E. Johnson	17	2	1	3	2
C. Foster	25	3	4	7	20	C. Jensen	21	2	1	3	2
E. Joyal	26	3	4	7	8	T. Sestito	21	2	1	3	95
G. Hynes	37	3	4	7	16	S. Cronin	35	2	1	3	37
H. Zolnierczyk	44	3	4	7	71	H. Hodgson	7	1	2	3	11
P. Varone	47	3	4	7	8	G. Roberts	11	1	2	3	15
T. Leier	55	2	5	7	10	D. Plante	12	1	2	3	4
G. Seabrooke	19	1	6	7	4	E. Meloche	13	1	2	3	4
G. Smyth	49	1	6	7	192	L. Mickey	14	1	2	3	8
T. Harris	70	1	6	7	48	D. Schock	14	1	2	3	0
L. Kukkonen	95	1	6	7	56	J. Gratton	22	1	2	3	71
R. Parent	102	1	6	7	36	B. Root	24	1	2	3	16
R. Cote	156	1	6	7	411	K. Connaught	26	1	2	3	2
G. Dionne	22	0	7	7	2	K. Daniels	27	1	2	3	4
L. Sbis	39	0	7	7	36	L. Wright	38	1	2	3	6
G. Mayhew	25	6	0	6	10	C. Bunnaman	54	1	2	3	8
M. Willman	50	4	2	6	20	I. Bryzgalov	40	0	3	3	0
R. Lyubimov	47	4	2	6	8	U. Samuelsson	49	1	2	3	58
M. Andersson	43	2	4	6	0	G. Meehan	12	0	3	3	4
D. Babych	39	2	4	6	32	S. Sandelin	15	0	3	3	0
R. Attard	29	2	4	6	14	J. Modry	19	0	3	3	8
B. Lemieux	18	2	4	6	21	M. Petit	20	0	3	3	51
C. Darby	12	2	4	6	2	A. Brimmanis	21	0	3	3	12
R. Hartman	19	2	4	6	30	R. Vopat	48	0	3	3	80
D. Tolpeko	26	1	5	6	24	D. Biggs	11	2	0	2	8
J. Sacco	34	1	5	6	20	C. McDonald	8	2	0	2	7
B. Gervais	37	1	5	6	10	Y. Dupre	35	2	0	2	16
D. Fenyves	58	1	5	6	32	D. Gardner	2	1	1	2	0
O. Lycksell	26	1	5	6	14	A. Brickley	3	1	1	2	0
A. Lijja	50	0	6	6	34	N. Prosser	6	1	1	2	0
B. Froese	144	0	6	6	22	M. Holan	8	1	1	2	4
S. Mason	231	0	6	6	14	B. Collins	9	1	1	2	4
J. Montgomery	13	2	3	5	15	D. McAmmond	10	1	1	2	0
T. Warriner	13	2	3	5	6	L. Keenan	14	1	1	2	2
D. Markov	34	2	3	5	58	J. Akeson	15	1	1	2	8
M. Vorobyev	35	2	3	5	8	J. Cates	20	1	1	2	0
J. Shelley	89	2	3	5	191	P. Crowe	16	1	1	2	28
J. Drysdale	24	2	3	5	4	M. Eaton	27	1	1	2	8
R. Ellis	4	1	4	5	0	L. Krajicek	27	1	1	2	14
D. Grant	7	1	4	5	2	C. Hart	227	0	2	2	2
M. Picard	7	1	4	5	0	C. Winnes	4	0	2	2	0
J. Kalinski	22	1	4	5	0	M. Byers	5	0	2	2	0
M. Timander	34	1	4	5	19	L. Hogberg	5	0	2	2	2
M. Staal	35	1	4	5	14	J. Slaney	5	0	2	2	0
P. Lawless	8	0	5	5	0	B. Berglund	7	0	2	2	4
M. Stankiewicz	19	0	5	5	25	L. Jonsson	8	0	2	2	6
P. Thoresen	21	0	5	5	8	J. Stevens	9	0	2	2	14
W. Brossart	47	0	5	5	12	N. Guenin	12	0	2	2	6
R. MacSweyn	47	0	5	5	10	Z. Zalapski	12	0	2	2	6
R. Zettler	65	0	5	5	103	D. Snuggerud	14	0	2	2	0
R. Esche	128	0	5	5	43	O-K. Tollefsen	18	0	2	2	23
M. Biron	133	0	5	5	8	B. Kane	23	0	2	2	35
P. Lindbergh	157	0	5	5	10	C. Folin	26	0	2	2	16
D. Callander	18	3	1	4	5	D. Richter	50	0	2	2	138
P. Murray	25	3	1	4	15	T. Soderstrom	78	0	2	2	4



ALL-TIME SCORING LIST

PLAYER	GP	G	A	PTS	PIM	PLAYER	GP	G	A	PTS	PIM
R. St. Croix	82	0	2	2	2	M. Siklenka	1	0	0	0	0
M. Neuvirth	89	0	2	2	4	R. Simpson	1	0	0	0	0
J. Vanbiesbrouck	112	0	2	2	18	J. Skalde	1	0	0	0	2
B. Bouchard	140	0	2	2	12	W. Skolney	1	0	0	0	2
A. Nittymaki	161	0	2	2	4	D. Sloane	1	0	0	0	0
P. Straka	3	0	2	2	0	B. Wesenberg	1	0	0	0	5
D. Gillen	1	1	0	1	0	D. Wilson	1	0	0	0	0
T. Hlushko	2	1	0	1	0	K. Wright	1	0	0	0	0
W. Walz	2	1	0	1	0	M. Boland	2	0	0	0	0
B. Sirosis	4	1	0	1	4	D. Ederstrand	2	0	0	0	0
T. White	4	1	0	1	0	K. Greentree	2	0	0	0	0
T. Divisek	5	1	0	1	0	M. Konan	2	0	0	0	0
K. Maguire	5	1	0	1	6	F. Kucera	2	0	0	0	2
P. Hubacek	6	1	0	1	2	J. Lank	2	0	0	0	2
D. Lucas	6	1	0	1	0	M. Larocque	2	0	0	0	0
T. Kallio	7	1	0	1	2	N. Little	2	0	0	0	10
D. Kase	7	1	0	1	0	I. MacNeil	2	0	0	0	0
A. Ginning	10	1	0	1	2	M. Ouellet	2	0	0	0	0
B. Gordon	13	1	0	1	2	S. Sabol	2	0	0	0	0
C. Joseph	17	1	0	1	21	M. Sushko	2	0	0	0	0
D. Rumble	18	1	0	1	4	G. Swarbrick	2	0	0	0	0
A. Secord	20	1	0	1	38	B. Tiley	2	0	0	0	0
C. Iwyranski	22	1	0	1	6	T. Tookey	2	0	0	0	0
S. Morin	29	1	0	1	45	M. Vecchione	2	0	0	0	0
B. H. Armstrong	1	0	1	1	0	C. Vilgrain	2	0	0	0	0
R. Bast	2	0	1	1	0	G. Williams	2	0	0	0	0
D. Patterson	3	0	1	1	0	J. Zent	2	0	0	0	0
K. Newbury	4	0	1	1	7	M. Cullen	3	0	0	0	0
M. Suzor	4	0	1	1	4	M. Grenier	3	0	0	0	0
R. Moore	5	0	1	1	0	M. Lamoureux	3	0	0	0	0
N. Baumgartner	6	0	1	1	21	I. Fedotov	3	0	0	0	0
V. Malakhov	6	0	1	1	2	C. Fisher	4	0	0	0	6
M. Ellison	7	0	1	1	2	J. Wright	4	0	0	0	4
R. Ready	7	0	1	1	0	B. Jones	4	0	0	0	2
T. Grant	8	0	1	1	10	F. Chabot	4	0	0	0	0
G. Inness	8	0	1	1	0	E. Desnoyers	4	0	0	0	0
K. Law	9	0	1	1	4	D. Gurianov	4	0	0	0	0
B. Tibbetts	9	0	1	1	69	J. Mair	4	0	0	0	0
J. Bailey	11	0	1	1	2	D. Martel	4	0	0	0	0
M. Friedman	11	0	1	1	6	D. McLeod	4	0	0	0	0
M. Stothers	12	0	1	1	23	G. Rubtsov	4	0	0	0	0
A. Kovalenko	13	0	1	1	2	C. Talbot	4	0	0	0	0
S. Smith	14	0	1	1	15	S. Washburn	4	0	0	0	0
R. Ramage	15	0	1	1	14	E. Andree	4	0	0	0	0
S. Beauregard	16	0	1	1	0	A. MacAdam	5	0	0	0	0
C. Stewart	16	0	1	1	21	C. Peterson	5	0	0	0	0
P. Kubina	17	0	1	1	15	H. Gill	6	0	0	0	2
K. Huskins	19	0	1	1	4	P. Healey	6	0	0	0	12
Rory Fitzpatrick	19	0	1	1	11	S. Lajeunesse	6	0	0	0	2
A. Andreoff	20	0	1	1	11	W. Young	6	0	0	0	0
M. Belhumeur	23	0	1	1	2	D. Hamel	7	0	0	0	0
D. Jensen	30	0	1	1	2	B. Holmstrom	7	0	0	0	7
M. Leighton	39	0	1	1	0	R. Park	7	0	0	0	0
B. Taylor	44	0	1	1	16	J. Boulerice	8	0	0	0	34
R. Emery	88	0	1	1	37	M. Walker	8	0	0	0	20
G. Snow	90	0	1	1	66	P. Kavanagh	8	0	0	0	2
R. Cechmanek	163	0	1	1	22	M. Alt	9	0	0	0	2
W. Stephenson	165	0	1	1	17	B. Hoffort	9	0	0	0	2
S. Anderson	1	0	0	0	0	N. Boynton	10	0	0	0	4
J. Backlund	1	0	0	0	0	R. Zepp	10	0	0	0	0
D. Carruthers	1	0	0	0	0	J. Paterson	11	0	0	0	43
J. Cunningham	1	0	0	0	2	C. Pickard	11	0	0	0	2
M. D'Amour	1	0	0	0	0	T. Goulbourne	11	0	0	0	2
R. Drolet	1	0	0	0	0	L. Brown	12	0	0	0	0
J. Duchesne	1	0	0	0	0	S. Ersson	63	0	0	0	0
J. Fritsch	1	0	0	0	0	D. Printz	13	0	0	0	4
R. Gardner	1	0	0	0	0	B. St. Jacques	13	0	0	0	4
J. Gillis	1	0	0	0	0	J. Ross	13	0	0	0	2
C. Heeter	1	0	0	0	0	D. Reid	14	0	0	0	18
M. Houle	1	0	0	0	0	J. Hanna	15	0	0	0	0
M. McKenna	1	0	0	0	0	J. Harding	15	0	0	0	47
V. Mete	1	0	0	0	0	G. Lefebvre	17	0	0	0	4
C. Mokusak	1	0	0	0	5	P. Mrazek	17	0	0	0	0
J. Mrazek	1	0	0	0	0	A. Stolarz	19	0	0	0	0
G. Mulvenna	1	0	0	0	2	A. Lyon	22	0	0	0	0
Mike Murray	1	0	0	0	0	G. Resch	22	0	0	0	0
J. Oduya	1	0	0	0	0	N. Fotiu	23	0	0	0	40
W. O'Neill	1	0	0	0	0	B. Myhres	23	0	0	0	169
R. Osburn	1	0	0	0	0	F. Sandstrom	30	0	0	0	0
J-M Pelletier	1	0	0	0	0	S. Burke	26	0	0	0	0
R. Pelletier	1	0	0	0	0	R. Holt	26	0	0	0	74
M. Peluso	1	0	0	0	0	J. Hackett	27	0	0	0	0
V. Pletka	1	0	0	0	0	B. Gamble	35	0	0	0	2
N. Raduns	1	0	0	0	0	M. Jones	35	0	0	0	0
B. Ritchie	1	0	0	0	0	P. Myre	57	0	0	0	37
L. Sandin	1	0	0	0	0						

ALL-TIME GOALTENDING LIST

PLAYER	GP	MINS	GA	SO	GAA	W	L	OT
Marc D'Amour	1	19	0	0	0.00	0	0	0
Robbie Moore	5	237	7	2	1.77	3	0	1
Roman Cechmanek	163	9384	306	20	1.96	92	43	22
Anthony Stolarz	7	376	13	1	2.07	2	1	1
Gary Inness	8	330	12	0	2.18	3	0	2
John Vanbiesbrouck	112	6662	243	9	2.19	52	33	24
Maxime Ouellet	2	76	3	0	2.37	0	1	0
Jeff Hackett	27	1630	65	3	2.39	10	10	6
Bernie Parent	486	28276	1141	50	2.42	232	141	104
Steve Mason	231	13124	540	14	2.47	104	78	36
Brian Boucher	174	9574	399	8	2.50	73	68	19
Sean Burke	26	1457	62	2	2.55	13	8	2
Garth Snow	90	4972	215	3	2.59	40	25	16
Ilya Bryzgalov	99	5713	248	7	2.60	52	33	10
Robert Esche	128	7106	314	7	2.65	60	40	16
Michal Neuvirth	89	4594	204	4	2.66	39	30	9
Martin Biron	133	7651	346	7	2.71	65	47	16
Sergei Bobrovsky	83	4567	208	0	2.73	42	23	10
Bob Froese	144	8101	370	12	2.74	92	29	12
Michael Leighton	33	1763	81	1	2.76	19	8	2
Wayne Stephenson	165	9192	424	10	2.77	93	35	22
Doug Favell	215	12053	559	16	2.78	76	87	37
Brian Elliott	130	7201	343	6	2.86	65	38	14
Anthony Stolarz	19	1006	48	2	2.86	6	4	4
Samuel Ersson	63	3454	165	5	2.87	29	22	7
Ray Emery	88	4652	223	5	2.88	35	34	10
Rob Zepp	10	519	25	0	2.89	5	2	0
Ron Hextall	489	28181	1367	18	2.91	240	172	58
Carter Hart	227	12751	625	6	2.94	96	93	29
Glenn Resch	22	1054	52	0	2.96	7	7	2
Dunc Wilson	1	60	3	0	3.00	0	1	0
Johan Backlund	1	40	2	0	3.00	0	1	0
Antero Niittymaki	161	9042	454	4	3.01	62	61	23
Bruce Gamble	35	1846	95	2	3.09	10	14	4
Dominic Roussel	139	7507	398	5	3.18	62	49	14
Pete Peeters	179	9987	532	5	3.20	85	57	20
Alex Lyon	22	1010	54	0	3.21	6	7	2
Petr Mrazek	17	913	49	1	3.22	6	6	3
Michel Belhumeur	23	1117	60	0	3.22	9	7	3
Rick St. Croix	82	4808	259	2	3.23	38	26	16
Pelle Lindbergh	157	9150	503	7	3.30	87	49	15
Martin Jones	35	1997	114	0	3.42	12	18	3
Jeremy Duchesne	1	17	1	0	3.53	0	0	0
Ken Wregget	107	5834	345	0	3.55	42	47	9
Bruce Hoffort	9	368	22	0	3.59	4	0	3
Felix Sandstrom	30	1673	102	0	3.66	4	18	4
Tommy Soderstrom	78	4248	259	7	3.66	26	35	10
Cam Talbot	4	211	13	0	3.70	1	2	0
Phil Myre	57	3267	202	0	3.71	24	12	19
Wendell Young	6	320	20	0	3.75	3	2	0
Darren Jensen	30	1496	95	2	3.81	15	10	1
Neil Little	2	93	6	0	3.87	0	2	0
Calvin Peterson	5	277	18	0	3.90	2	2	0
Mark LaForest	38	1905	124	1	3.91	10	16	4
Michel Larocque	2	120	8	0	4.00	0	1	1
Calvin Pickard	11	464	31	1	4.01	4	2	2
Bobby Taylor	44	2190	148	0	4.05	15	16	6
Mike McKenna	1	57	4	0	4.22	0	1	0
Frederic Chabot	4	70	5	0	4.29	0	1	1
Stephane Beauregard	16	802	59	0	4.41	3	9	0
Don McLeod	4	181	14	0	4.64	0	3	1
Cal Heeter	1	64	5	0	4.69	0	0	1
Ivan Fedotov	3	121	10	0	4.95	0	1	0
Jean-Marc Pelletier	1	60	5	0	5.00	0	1	0
Jerome Mrazek	1	6	1	0	10.00	0	0	0
Martin Houle	1	2	1	0	30.00	0	0	0

BACKUP GOALIES WHO HAVEN'T PLAYED

PLAYER	GAMES	PLAYER	GAMES	PLAYER	GAMES
Jamie Storr	21	Mike Boski	4	Bob Sneddon	1
Scott Munroe	12	Mike Greenlay	2	Les Kuntar	1
Norm Foster	6	Peter Sternig	2	Dennis Roy	1
Gil Hudon	6	Carter Hutton	1	Dave Settlemyre	1
Jason Bacashihua	5	Fern Rivard	1	Eric Semborski	1
Sebastien Caron	5	Russ Gillow	1		



ALL-TIME CATEGORY LEADERS

PLAYER	GOALS	PLAYER	ASSISTS	PLAYER	POINTS
Bill Barber	420	Bobby Clarke	852	Bobby Clarke	1210
Brian Propp	369	Claude Giroux	609	Claude Giroux	900
Tim Kerr	363	Brian Propp	480	Bill Barber	883
Bobby Clarke	358	Bill Barber	463	Brian Propp	849
John LeClair	333	Jakub Voracek	427	Rick MacLeish	697
Rick MacLeish	328	Mark Recchi	395	Eric Lindros	659
Reggie Leach	306	Eric Lindros	369	Tim Kerr	650
Claude Giroux	291	Rick MacLeish	369	John LeClair	643
Eric Lindros	290	Rod Brind'Amour	366	Mark Recchi	627
Simon Gagne	264	Mark Howe	342	Jakub Voracek	604

PLAYER	GAMES	PLAYER	PIM	DEFENSEMEN	G	A	PTS
Bobby Clarke	1144	Rick Tocchet	1817	Mark Howe	138	342	480
Claude Giroux	1000	Paul Holmgren	1600	Eric Desjardins	93	303	396
Bill Barber	903	Andre Dupont	1505	Kimmo Timonen	38	232	270
Sean Couturier	795	Bobby Clarke	1453	Tom Bladon	67	163	230
Brian Propp	790	Dave Schultz	1386	Shayne Gostisbehere	60	159	219
Chris Therien	753	Dave Brown	1382	Ivan Provorov	65	152	217
Joe Watson	746	Bob Kelly	1285	Behn Wilson	59	155	214
Bob Kelly	741	Gary Dornhoefer	1256	Joe Watson	36	162	198
Rick MacLeish	741	Craig Berube	1138	Bob Dailey	56	138	194
Jakub Voracek	727	Glen Cochrane	1110	Doug Crossman	35	158	193

LEFT WINGS	G	A	PTS	CENTERS	G	A	PTS	RIGHT WINGS	G	A	PTS
Bill Barber	420	463	883	Bobby Clarke	358	852	1210	Tim Kerr	363	287	650
Brian Propp	369	480	849	Claude Giroux	291	609	900	Mark Recchi	232	395	627
John LeClair	333	310	643	Rick MacLeish	328	369	697	Jakub Voracek	177	427	604
Simon Gagne	264	271	535	Eric Lindros	290	369	659	Gary Dornhoefer	202	316	518
Murray Craven	152	272	424	Rod Brind'Amour	235	366	601	Reggie Leach	306	208	514
Scott Hartnell	157	169	326	Sean Couturier	191	307	498	Rick Tocchet	232	276	508
Ross Lonsberry	144	170	314	Pelle Eklund	118	334	452	Ilkka Sinisalo	199	210	409
Bob Kelly	128	168	311	Dave Poulin	161	233	394	Travis Konecny	174	226	400
James van Riemsdyk	146	151	297	Ron Sutter	137	223	360	Wayne Simmonds	203	175	378
Derrick Smith	80	87	167	Michael Richards	133	216	349	Paul Holmgren	138	171	309

POWER PLAY	GOALS	SHORTHANDED	GOALS	HAT TRICK	TIMES
Tim Kerr	144	Bobby Clarke	32	Tim Kerr	17
Bill Barber	104	Bill Barber	31	Rick MacLeish	12
Brian Propp	103	Dave Poulin	27	John LeClair	11
John LeClair	102	Mark Howe	24	Eric Lindros	11
Bobby Clarke	99	Michael Richards	23	Brian Propp	8
Rick MacLeish	98	Rick MacLeish	21	Rick Tocchet	8
Wayne Simmonds	91	Brian Propp	20	Reggie Leach	7
Claude Giroux	84	Rod Brind'Amour	18	Bill Barber	6
Eric Lindros	82	Jeff Carter	12	Scott Hartnell	6
Reggie Leach	79	Simon Gagne	11	Bobby Clarke	5
Rod Brind'Amour	75	Don Saleski	11	Kevin Dineen	5
Mark Recchi	74	Ilkka Sinasalo	11	Dave Poulin	5

GOALTENDER GAMES	SHUTOUTS	AVERAGE GAA (50+ GAMES)	WINS				
Ron Hextall	489	Bernie Parent	50	Roman Cechmanek	1.96	Ron Hextall	240
Bernie Parent	486	Roman Cechmanek	20	John Vanbiesbrouck	2.04	Bernie Parent	232
Steve Mason	231	Ron Hextall	18	Bernie Parent	2.04	Steve Mason	104
Carter Hart	227	Doug Favell	16	Steve Mason	2.47	Wayne Stephenson	93
Doug Favell	215	Steve Mason	14	Brian Boucher	2.50	Roman Cechmanek	92
Pete Peeters	179	Bob Froese	12	Garth Snow	2.59	Bob Froese	92
Brian Boucher	174	Wayne Stephenson	10	Ilya Bryzgalov	2.60	Pelle Lindbergh	87

LONGEST...

WIN STREAKS

13 Games	Oct. 19, 1985 through Nov. 17, 1985
11 Games	March 5, 1985 through March 24, 1985
10 Games	Nov. 27, 2016 through Dec. 14, 2016
10 Games	Dec. 22, 1982 through Jan. 13, 1983
9 Games	Oct. 25, 1979 through Nov. 15, 1979
9 Games	April 2, 1995 through April 22, 1995
9 Games	Feb. 18, 2020 through March 7, 2020

WIN STREAKS AT HOME

20 Games	Jan. 4, 1976 through April 3, 1976
14 Games	Feb. 10, 1985 through April 4, 1985
11 Games	Feb. 13, 1975 through March 30, 1975
11 Games	Nov. 28, 1976 through Jan. 16, 1977
11 Games	Oct. 19, 1985 through Nov. 27, 1985
11 Games	Oct. 27, 2003 through Dec. 5, 2003

WIN STREAKS ON THE ROAD

8 Games	Dec. 22, 1982 through Jan. 16, 1983
7 Games	Oct. 12, 1985 through Nov. 16, 1985
7 Games	Feb. 6, 2018 through Feb. 26, 2018
6 Games	Jan. 22, 1980 through Feb. 9, 1980
6 Games	March 5, 1985 through March 23, 1985
6 Games	Jan. 2, 2003 through Jan. 21, 2003
6 Games	Dec. 13, 2005 through Dec. 29, 2005
6 Games	Jan. 5, 2008 through Feb. 5, 2008

LOSING STREAKS

9 Games	Dec. 8, 2006 through Dec. 27, 2006
8 Games	Mar. 24 2024 through Apr. 9, 2024
7 Games	Jan. 4, 2007 through Jan. 18, 2007
6 Games	March 25, 1970 through April 4, 1970
6 Games	Dec. 5, 1992 through Dec. 17, 1992
6 Games	Jan. 25, 1994 through Feb. 5, 1994
6 Games	Nov. 24, 2014 through Dec. 3, 2014
6 Games	Nov. 26, 2021 through Dec. 8, 2021
6 Games	Apr. 9, 2022 through Apr. 19, 2022
6 Games	Apr. 1, 2023 through Apr. 9, 2023

LOSING STREAKS AT HOME

8 Games	Dec. 9, 2006 through Jan. 27, 2007
6 Games	Nov. 11, 2017 through Dec. 2, 2017
5 Games	Jan. 30, 1969 through Feb. 15, 1969
5 Games	Dec. 19, 1989 through Jan. 23, 1990
5 Games	Feb. 6, 2008 through Feb. 21, 2008
4 Games	6 times

LOSING STREAKS ON THE ROAD

9 Games	Oct. 30, 2014 through Dec. 3, 2014
9 Games	Feb. 24, 2015 through March 21, 2015
9 Games	Dec. 15, 2016 through Jan. 15, 2017
8 Games	Oct. 25, 1972 through Nov. 26, 1972
8 Games	March 3, 1988 through March 29, 1988
7 Games	Dec. 28, 1991 through Jan. 25, 1992
7 Games	Jan. 1, 2022 through Feb. 12, 2022
6 Games	9 times

TIE STREAKS

4 Games	Jan. 2, 1969 through Jan. 8, 1969
4 Games	Dec. 8, 1991 through Dec. 15, 1991
3 Games	Feb. 27, 1969 through March 2, 1969
3 Games	Oct. 23, 1969 through Oct. 30, 1969
3 Games	March 1, 1970 through March 7, 1970
3 Games	Jan. 20, 1971 through Jan. 23, 1971
3 Games	Jan. 18, 1979 through Jan. 21, 1979
3 Games	Dec. 1, 1979 through Dec. 4, 1979
3 Games	Dec. 17, 1983 through Dec. 21, 1983
3 Games	Jan. 4, 1996 through Jan. 11, 1996
3 Games	March 6, 1999 through March 9, 1999
3 Games	Nov. 13, 2002 through Nov. 16, 2002

TIE STREAKS AT HOME

4 Games	Oct. 19, 1969 through Oct. 30, 1969
3 Games	Jan. 11, 1979 through Jan. 18, 1979
3 Games	Dec. 8, 1991 through Dec. 14, 1991
3 Games	Nov. 13, 2002 through Nov. 21, 2002

TIE STREAKS ON THE ROAD

4 Games	March 1, 1969 through March 15, 1969
3 Games	Dec. 27, 1968 through Jan. 8, 1969
3 Games	Feb. 21, 1976 through Feb. 28, 1976
3 Games	Nov. 24, 1979 through Dec. 16, 1979
3 Games	Dec. 12, 2000 through Dec. 19, 2000

UNDEFEATED STREAKS

35 Games	Oct. 14, 1979 through Jan. 6, 1980 (25-0-10)
23 Games	Jan. 29, 1976 through March 18, 1976 (17-0-6)
20 Games	Nov. 16, 1976 through Jan. 1, 1977 (15-0-5)
17 Games	Nov. 30, 1996 through Jan. 7, 1997 (14-0-3)
15 Games	Dec. 12, 1998 through Jan. 13, 1999 (10-0-5)

UNDEFEATED STREAKS AT HOME

26 Games	Oct. 11, 1979 through Feb. 3, 1980 (19-0-7)
21 Games	Oct. 17, 1976 through Jan. 16, 1977 (20-0-1)
20 Games	Jan. 4, 1976 through April 3, 1976 (20-0-0)
16 Games	Oct. 19, 1980 through Dec. 18, 1980 (14-0-2)
15 Games	Feb. 7, 1985 through April 4, 1985 (14-0-1)
15 Games	Oct. 28, 1999 through Jan. 8, 2000 (12-0-3)

UNDEFEATED STREAKS ON THE ROAD

16 Games	Oct. 20, 1979 through Jan. 6, 1980 (11-0-5)
12 Games	Nov. 30, 1996 through Jan. 29, 1997 (8-0-4)
11 Games	Jan. 29, 1976 through March 16, 1976 (5-0-6)
10 Games	Nov. 26, 1976 through Jan. 1, 1977 (6-0-4)
10 Games	Feb. 26, 1977 through April 3, 1977 (6-0-4)
10 Games	Dec. 8, 1998 through Jan. 18, 1999 (7-0-3)

WINLESS STREAKS

13 Games	Dec. 30, 2021 through Jan. 25, 2022 (0-10-3)
12 Games	Feb. 24, 1999 through March 16, 1999 (0-8-4)
11 Games	Nov. 21, 1968 through Dec. 14, 1968 (0-9-2)
11 Games	Dec. 10, 1970 through Jan. 3, 1971 (0-9-2)
10 Games	Dec. 31, 1989 through Jan. 23, 1990 (0-7-3)
10 Games	Dec. 2, 2006 through Dec. 27, 2006 (0-9-1)
10 Games	Feb. 6, 2008 through Feb. 23, 2008 (0-8-2)
10 Games	Nov. 11, 2017 through Dec. 2, 2017 (0-5-5)
10 Games	Nov. 10, 2022 through Nov. 26, 2022 (0-7-3)

WINLESS STREAKS AT HOME

13 Games	Nov. 29, 2006 through Feb. 8, 2007 (0-9-4)
8 Games	Dec. 19, 1968 through Jan. 18, 1969 (0-4-4)
8 Games	Nov. 17, 1991 through Dec. 14, 1991 (0-4-4)
7 Games	Dec. 2, 1990 through Jan. 13, 1991 (0-4-3)
6 Games	Nov. 21, 1968 through Dec. 12, 1968 (0-5-1)
6 Games	Nov. 7, 2002 through Dec. 2, 2002 (0-2-3-1)
6 Games	Nov. 2, 2006 through Nov. 22, 2006 (0-4-2)
6 Games	Feb. 6, 2008 through Feb. 23, 2008 (0-5-1)
6 Games	Mar. 12, 2011 through Apr. 3, 2011 (0-2-4)

WINLESS STREAKS ON THE ROAD

19 Games	Oct. 23, 1971 through Jan. 27, 1972 (0-15-4)
15 Games	Jan. 15, 1969 through March 16, 1969 (0-7-8)
13 Games	Dec. 30, 2021 through March 22, 2022 (0-11-2)
11 Games	Oct. 20, 1972 through Dec. 13, 1972 (0-9-2)
10 Games	Jan. 19, 1982 through Feb. 24, 1982 (0-7-3)
10 Games	Dec. 27, 1991 through Feb. 4, 1992 (0-8-2)
10 Games	Feb. 21, 2023 through Apr. 8, 2023 (0-9-1)



RECORD BOOK

TEAM RECORDS: SEASON

MOST...

- Assists – 632 (1985-86)
- Goals – 350 (1983-84)
- Scoring Points – 970 (1985-86)
- Games Past Regulation – 26 (2014-15)
- Goals At Home – 205 (1975-76)
- Goals On Road – 167 (1983-84)
- Goals Against – 319 (1992-93)
- Losses – 48 (2006-07)
- Losses At Home – 24 (2006-07)
- Losses On Road – 26 (1991-92)
- Penalty Minutes – 2,621 (1980-81)
- Players Used – 49 (2006-07)
- Points In Standings – 118 (1975-76)
- Points In Standings At Home – 74 (1975-76)
- Points In Standings On Road – 55 (2002-03, 2010-11)
- Power Play Goals – 98 (1988-89)
- Shorthanded Goals – 22 (1986-87)
- Shorthanded Goals Against – 16 (1990-91)
- Shutouts – 13 (1974-75)
- Shutouts At Home – 11 (1974-75)
- Shutouts On Road – 5 (1982-83)
- Shutouts Against – 10 (1968-69)
- Shutouts Against At Home – 7 (1968-69)
- Shutouts Against On Road – 5 (2006-07, 2022-23)
- Ties* – 24 (1969-70)
- Ties At Home** – 13 (1969-70)
- Ties On Road* – 15 (1976-77)
- Wins – 53 (1984-85; 1985-86)
- Wins At Home** – 36 (1975-76)
- Wins On Road – 25 (2010-11, 2011-12)

FEWEST...

- Assists – 290 (1967-68)
- Goals – 173 (1967-68)
- Goals At Home – 92 (1968-69)
- Goals On Road – 77 (1967-68)
- Goals Against – 164 (1973-74)
- Goals Against At Home – 61 (1974-75)
- Goals Against On Road – 89 (1973-74)
- Losses – 12 (1979-80)
- Losses At Home – 2 (1975-76)
- Losses On Road – 7 (1979-80)
- Penalty Minutes – 679 (2017-18)
- Points In Standings – 56 (2006-07)
- Points In Standings At Home – 27 (2006-07)
- Points In Standings On Road – 21 (1971-72)
- Power Play Goals – 33 (1967-68)
- Power Play Goals Against – 40 (2001-02)
- Scoring Points – 463 (1967-68)
- Shorthanded Goals – 2 (1990-91)
- Shutouts – 0 (1981-82; 1988-89)
- Shutouts At Home – 0 (1979-80; 1981-82; 1988-89)
- Shutouts Against – 1 (8 Times)
- Ties – 4 (1985-86)
- Ties At Home – 1 (1976-77; 1985-86)
- Ties On Road – 3 (1984-85; 1985-86; 1987-88)
- Wins – 17 (1969-70)
- Wins At Home – 10 (2006-07)
- Wins On Road – 6 (1968-69; 1969-70)

*Franchise Season Records In The "Fewest" Category Do Not Include The 48-Game Seasons In 1994-95 And 2012-13 Or The 69-Game Season In 2019-20.

TEAM RECORDS: GAME

MOST...

- Assists – 22
 - Vs. Detroit, February 2, 1974
 - Vs. Pittsburgh, March 22, 1984
- Decisive Win – 11-0; 13-2
 - Vs. Pittsburgh, October 20, 1977
 - Vs. Vancouver, October 18, 1984
- Decisive Win At Home – 11-0; 13-2
 - Vs. Pittsburgh, October 20, 1977
 - Vs. Vancouver, October 18, 1984
- Decisive Win On Road – 10-2; 8-0
 - At Los Angeles, December 29, 1992
 - At Vancouver, December 31, 1997
- Decisive Shutout Win – 11-0
 - Vs. Pittsburgh, October 20, 1977
- Decisive Shutout Win At Home – 11-0
 - Vs. Pittsburgh, October 20, 1977
- Decisive Shutout Win On Road – 8-0
 - At Vancouver, December 31, 1997
- Decisive Loss – 12-0
 - Vs. Chicago, January 30, 1969
- Decisive Loss At Home – 12-0
 - Vs. Chicago, January 30, 1969
- Decisive Loss On Road – 11-2
 - At Montreal, October 27, 1981
- Decisive Shutout Loss – 12-0
 - Vs. Chicago, January 30, 1969
- Decisive Shutout Loss At Home – 12-0
 - Vs. Chicago, January 30, 1969
- Decisive Shutout Loss On Road – 8-0
 - At St. Louis, November 1, 1969
 - At Dallas, January 6, 1994
- Goals – 13
 - Vs. Pittsburgh, March 22, 1984
 - Vs. Vancouver, October 18, 1984
- Goals At Home – 13
 - Vs. Pittsburgh, March 22, 1984
 - Vs. Vancouver, October 18, 1984
- Goals On Road – 11
 - At Detroit, February 23, 1988
- Goals Both Teams – 17
 - Vs. Calgary, (Flyers 9/Calgary 8), February 27, 1982
 - Vs. Pittsburgh, (Flyers 13/Pittsburgh 4), March 22, 1984
 - Vs. Detroit (Flyers 11/Detroit 6), February 23, 1988
 - Vs. Winnipeg (Winnipeg 9/Flyers 8), October 27, 2011
- Goals Against – 12
 - Vs. Chicago, January 30, 1969
- Goals Against At Home – 12
 - Vs. Chicago, January 30, 1969
- Goals Against On Road – 11
 - At Montreal, October 27, 1981
 - At Pittsburgh, November 16, 1993
- Penalty Minutes* – 213
 - Vs. Ottawa, March 5, 2004
- Penalty Minutes By Opponent – 206
 - Vs. Ottawa, March 5, 2004
- Penalty Minutes By Both Teams* – 419
 - Vs. Ottawa, March 5, 2004
- Power Play Goals – 6
 - Vs. California, January 9, 1972
 - At Minnesota, October 13, 1988
- Power Play Goals Against – 6
 - Vs. Colorado, February 19, 1980
- Scoring Points – 35
 - Vs. Pittsburgh, March 22, 1984
- Shorthanded Goals – 4
 - Vs. Washington, December 15, 1983
 - Vs. Calgary, January 13, 1985
 - At Ny Islanders, April 2, 1996
- Shorthanded Goals Against – 3
 - At Detroit, February 11, 1994
- Shots On Goal – 62
 - Vs. Washington, April 1, 1976
- Shots On Goal At Home – 62

- Vs. Washington, April 1, 1976

Shots On Goal On Road – 55
 - At Boston, March 1, 2007
 - At Winnipeg, February 21, 2012
 - At Anaheim, January 1, 2017

Shots On Goal Both Teams – 95
 - Vs. Ny Rangers (Flyers 51/Rangers 44), February 13, 1976
 - Vs. Hartford (Flyers 51/Hartford 44), March 21, 1982

Shots Against – 56
 - At Toronto, January 5, 2008

Shots Against At Home – 52
 - Vs. Minnesota, February 3, 1990

Shots Against On Road – 56
 - At Toronto, January 5, 2008

Fewest...

Penalty Minutes** – 0
 - 12 Times

Penalty Minutes By Opponent** – 0
 - 11 Times

Penalty Minutes, Both Teams – 0
 - Vs. Toronto (Flyers 0/Toronto 0), November 24, 2018

Shots On Goal – 11
 - At Ottawa, March 30, 2023

Shots On Goal At Home – 14
 - Vs. Boston, January 28, 1995

Shots On Goal On Road – 11
 - At Ottawa, March 30, 2023

Shots On Goal, Win – 13
 - At Los Angeles, February 1, 2014 (2-0 W)

Shots On Goal, Loss – 11
 - At Ottawa, March 30, 2023 (5-4 L OT)

Shots On Goal Both Teams – 28
 - At Montreal (Flyers 15/Montreal 13), December 7, 2009

Shots Against – 7
 - Vs. Washington, February 12, 1978

Shots Against, Loss – 12
 - Vs. San Jose, November 20, 1997

Shots Against On Road – 13
 - At Toronto, March 23, 1996
 - At Washington, January 25, 2004
 - At Montreal, December 7, 2009

FASTEST...

Opening Goal – 8 Seconds
 - Vs. Edmonton, Tim Kerr, 0:08 Of 1st Period, March 7, 1989

Opening Goal Against – 9 Seconds
 - Vs. Nyr, Ron Duguay, 0:09 Of 1st Period, April 6, 1980
 - Vs. Detroit, Dwight Foster, 0:09 Of 1st Period, December 16, 1982

Opening Two Goals – 31 Seconds
 - At Ny Islanders, Justin Williams, 0:16 Of 1st Period;
 Michal Handzus, 0:31 Of 1st Period, October 26, 2002

Two Goals – 6 Seconds
 - Vs. Ny Rangers, Michael Raffl, 17:53 Of 2nd Period;
 Claude Giroux, 17:59 Of 2nd Period, April 7, 2018

Three Goals – 35 Seconds
 - Vs. Boston, Behn Wilson, 8:13 Of 2nd Period;
 Blake Dunlop, 8:28 Of 2nd Period; Al Hill, 8:48 Of
 2nd Period; March 1, 1979

Three Goals, Both Teams – 26 Seconds
 - At Toronto, Sean Couturier, 11:18 Of 1st Period;
 Dave Clarkson, 11:33 Of 1st Period; Claude Giroux, 11:44 Of
 1st Period; December 20, 2014

Four Goals – 1 Minute 22 Seconds
 - Vs. Pittsburgh, Bobby Clarke 16:23 Of 3rd Period; Ilkka
 Sinisalo 16:39 Of 3rd Period; Reggie Leach 17:05 Of 3rd Period;
 Ken Linseman 17:45 Of 3rd Period; October 11, 1981

Two Shorthanded Goals – 26 Seconds
 - At New Jersey, Murray Craven, 15:07 Of 1st Period;

Mark Howe, 15:33 Of 1st Period; November 6, 1986

Four Goals – 1 Minute 22 Seconds
 (Also Fastest Four By Both Teams)
 - Vs. Pittsburgh, Bobby Clarke 16:23 Of 3rd Period; Ilkka Sinisalo 16:39
 Of 3rd Period; Reggie Leach 17:05 Of 3rd Period; Ken Linseman 17:45 Of
 3rd Period; October 11, 1981

Five Goals – 5 Minutes 29 Seconds
 - At Detroit, February 23, 1988, Third Period – J.J. Dagineault, 6:10; Mark
 Howe, 7:36; Ron Sutter, 9:25; Murray Craven, 10:25; Dave Poulin, 11:39.

Five Goals, Both Teams – 2 Minutes 42 Seconds
 - At Atlanta, January 11, 1974, Second Period – Rick Macleish Phi, 14:15;
 Joe Watson Phi, 14:28; Keith McCreary Atl, 14:58; Bobby Clarke Phi,
 16:27; John Stewart Atl, 16:57.

Six Goals, Both Teams – 3 Minutes 29 Seconds
 - At Chicago, January 6, 1990, Third Period – Dave Poulin Phi, 15:04;
 Pelle Eklund Phi, 15:44; Steve Thomas Chi, 16:28; Adam Creighton Chi,
 17:03; Rick Tocchet Phi, 17:48; Mike Bullard Phi, 18:33.

TEAM RECORDS: STREAKS

LONGEST...

Win Streak – 13 Games
 - October 19, 1985 Through November 17, 1985

Win Streak At Home** – 20 Games
 - January 4, 1976 Through April 3, 1976

Win Streak On Road – 8 Games
 - December 22, 1982 Through January 16, 1983

Win Streak Vs. A Single Team – 15 Games
 - Vs. Ny Islanders (March 1, 2008 To March 9, 2010)

Win Streak At Home Vs. A Single Team – 23 Games
 - Vs. Pittsburgh, February 17, 1980 Through February 19, 1987

Win Streak On Road Vs. A Single Team – 10 Games
 - Vs. Los Angeles, December 30, 1976 To January 5, 1982

Losing Streak – 9 Games
 - December 8, 2006 Through December 27, 2006

Losing Streak At Home - 8 Games
 - December 9, 2006 Through January 27, 2007

Losing Streak On Road – 8 Games
 - October 25, 1972 To November 26, 1972
 - March 3, 1988 Through March 29, 1988

Losing Streak Vs. A Single Team – 15 Games
 - Vs. Boston, October 25, 1970 Through December 17, 1972

Losing Streak At Home Vs. A Single Team – 9 Games
 - Vs. Boston, November 21, 1970 Through February 15, 1973

Losing Streak On Road Vs. A Single Team – 10 Games
 - Vs. New Jersey, February 16, 1991 Through March 26, 1994

Tie Streak – 4 Games
 - January 2, 1969 Through January 8, 1969
 - December 8, 1991 Through December 15, 1991

Tie Streak At Home – 5 Games
 - March 29, 1969 Through October 30, 1969

Tie Streak On Road – 4 Games
 - March 1, 1969 Through March 15, 1969

Tie Streak Vs. A Single Team – 7 Games
 - Vs. Ny Rangers, February 9, 1969 Through
 March 19, 1970

Tie Streak At Home Vs. A Single Team – 4 Games
 - Vs. Dallas, January 21, 1997 Through November 18, 1999

Tie Streak On Road Vs. A Single Team – 5 Games
 - Vs. Ny Rangers, February 9, 1969 Through January 20, 1971

Consecutive Games Streak Without A Tie – 77 Games
 - February 9, 1985 Through January 28, 1986

Undeclared Streak* – 35 Games
 - (25-0-10), October 14, 1979 Through January 6, 1980

Undeclared Streak At Home – 26 Games (Single Season)
 - (19-0-7), October 11, 1979 Through February 3, 1980

Undeclared Streak On Road – 16 Games



RECORD BOOK

- (11-0-5), October 20, 1979 Through January 6, 1980

FASTEST...

Two Goals – 8 Seconds

- Ron Flockhart Vs. St. Louis; 5:10 Of 3rd Period;
5:18 Of 3rd Period; December 6, 1981

Two Goals By A Defenseman – 31 Seconds

- Ivan Provorov Vs. Chicago; 3:02 & 3:33 Of 2nd Period;
December 3, 2017

Three Goals – 2 Minutes 27 Seconds

- Tim Kerr Vs. St. Louis Blues; 12:22 Of 3rd Period;
12:45 Of 3rd Period; 14:49 Of 3rd Period; October 25, 1984

Four Goals – 19 Minutes 47 Seconds

- Rick Macleish Vs. Ny Islanders; 6:30 Of 2nd Period; 6:57 Of 2nd Period;
13:25 Of 2nd Period; 6:17 Of 3rd Period; February 13, 1973

Gordie Howe Hat Trick – 8 Minutes, 28 Seconds

- Dale Weise Vs. New York Islanders, March 30, 2016

INDIVIDUAL RECORDS: PERIOD

MOST...

Goals – 3

- Bill Flett Vs. Los Angeles, March 9, 1972
- Rick Macleish Vs. Ny Islanders, February 13, 1973
- Bobby Clarke Vs. Pittsburgh, December 13, 1980
- Tim Kerr Vs. St. Louis, October 25, 1984
- Murray Craven Vs. Detroit; November 13, 1986
- Eric Lindros Vs. St. Louis, January 19, 1994
- Mikael Renberg At San Jose, February 15, 1994
- Eric Lindros At Toronto, March 19, 1997
- John Leclair Vs. Vancouver, November 29, 1998
- Danny Briere At Carolina, November 21, 2007

INDIVIDUAL RECORDS: MISCELLANEOUS

Most Consecutive Starts By A Goaltender In A Season – 37

- Bernie Parent, 1973-74

Longest Winless Streak By Goaltender – 15 Games

- Antero Niittymaki (0-13-2), Dec. 2, 2006 Through Jan. 20, 2007

Most Consecutive Games With A Point – 18

- Eric Lindros, 1998-99
- Bobby Clarke, 1973-74

ALL-TIME PENALTY SHOTS FOR

PLAYER	DATE	OPPONENT	H/A	GOALTENDER	RESULT
Bill Clement	Mar. 7, 1974	Detroit	Home	Jim Rutherford	No Goal
Orest Kindrachuk	Nov. 9, 1974	Washington	Home	Michel Belhumeur	Goal
Orest Kindrachuk	Oct. 15, 1977	Pittsburgh	Home	Dunc Wilson	No Goal
Rick MacLeish	Mar. 20, 1978	NY Islanders	Home	Billy Smith	Goal
Ilkka Sinisalo	Oct. 11, 1981	Pittsburgh	Home	Paul Harrison	Goal
Behn Wilson	Dec. 17, 1983	Buffalo	Home	Don Edwards	Goal
Brian Propp	Jan. 4, 1983	Vancouver	Home	Ken Ellacott	Goal
Ron Sutter	Nov. 18, 1984	NY Islanders	Home	Kelly Hrudey	No Goal
Brian Propp	Dec. 19, 1985	New Jersey	Home	Glenn Resch	No Goal
Dave Poulin	Mar. 6, 1986	Toronto	Home	Don Edwards	No Goal
Rick Tocchet	Jan. 6, 1987	New Jersey	Home	Craig Billington	No Goal
Pelle Eklund	Jan. 14, 1990	NY Rangers	Away	Mike Richter	No Goal
Keith Acton	Mar. 25, 1990	NY Rangers	Away	John Vanbiesbrouck	Goal
Mike Ricci	Nov. 17, 1990	New Jersey	Away	Chris Terreri	No Goal
Murray Craven	Dec. 23, 1991	Montreal	Home	Andre Racicot	Goal
Norman Lacombe	Feb. 5, 1991	Los Angeles	Home	Kelly Hrudey	Goal
Murray Craven	Oct. 13, 1991	New Jersey	Home	Chris Terreri	No Goal
Eric Lindros	Dec. 26, 1992	Washington	Away	Don Beaupre	Goal
Mark Recchi	Feb. 6, 1995	Ottawa	Away	Don Beaupre	No Goal
Trent Klatt	Oct. 1, 1997	Florida	Home	John Vanbiesbrouck	No Goal
Valeri Zelepukin	Oct. 30, 1999	New Jersey	Home	Martin Brodeur	No Goal
Michal Handzus	Dec. 5, 2002	NY Rangers	Home	Dan Blackburn	Goal
Simon Gagne	Feb. 21, 2004	Atlanta	Home	Pasi Nurminen	Goal
Alexei Zhamnov	Feb. 24, 2004	Chicago	Home	Michael Leighton	No Goal
Peter Forsberg	Oct. 27, 2005	Florida	Home	Roberto Luongo	No Goal
R.J. Umberger	Nov. 18, 2005	Atlanta	Home	Michael Garrett	No Goal
Michael Richards	Oct. 17, 2006	Buffalo	Away	Ryan Miller	No Goal
R.J. Umberger	Dec. 21, 2006	Montreal	Away	David Aebischer	No Goal
Dmitry Afanasev	Feb. 17, 2007	NY Rangers	Away	Stephen Valiquette	No Goal
Michael Richards	Nov. 21, 2007	Carolina	Away	Cam Ward	No Goal
Danny Briere	Dec. 16, 2007	New Jersey	Away	Martin Brodeur	No Goal
Joffrey Lupul	Dec. 29, 2007	Tampa Bay	Away	Karri Ramo	Goal
Simon Gagne	Oct. 16, 2008	Colorado	Away	Andrew Raycroft	Goal
Michael Richards	Oct. 28, 2008	Atlanta	Away	Kari Lehtonen	No Goal
Scott Hartnell	Jan. 3, 2009	LA Kings	Away	Jonathan Quick	No Goal
Simon Gagne	Feb. 14, 2009	NY Islanders	Home	Yann Danis	Goal
Michael Richards	Mar. 20, 2009	Buffalo	Away	Patrick Lalime	No Goal
Darroll Powe	Apr. 4, 2009	Ottawa	Away	Alex Auld	Goal
Darroll Powe	Oct. 27, 2009	Montreal	Away	Jose Theodore	No Goal
Michael Richards	Jan. 23, 2010	Carolina	Home	Cam Ward	No Goal
Danny Briere	Feb. 13, 2010	Montreal	Away	Carey Price	Goal
Scott Hartnell	Dec. 10, 2010	Boston	Home	Tim Thomas	No Goal
Darroll Powe	Feb. 15, 2011	Tampa Bay	Away	Dwayne Roloson	Goal
Maxime Talbot	Nov. 3, 2011	New Jersey	Home	Johan Hedberg	Goal
Matt Read	Nov. 13, 2011	Florida	Away	Jose Theodore	Goal
Danny Briere	Jan. 2, 2012	NY Rangers	Home	Henrik Lundqvist	No Goal
Wayne Simmonds	Oct. 2, 2013	Toronto	Home	Jonathan Bernier	No Goal
Adam Hall	Oct. 11, 2013	Phoenix	Home	Thomas Greiss	No Goal
Wayne Simmonds	Nov. 27, 2013	Tampa Bay	Away	Anders Lindback	No Goal
Claude Giroux	Oct. 8, 2015	Tampa Bay	Home	Ben Bishop	No Goal
Scott Laughton	Oct. 8, 2015	Tampa Bay	Home	Ben Bishop	No Goal
Brayden Schenn	Nov. 23, 2015	Carolina	Home	Eddie Lack	No Goal
Jakub Voracek	Oct. 29, 2016	Pittsburgh	Home	Marc-Andre Fleury	Goal
Jakub Voracek	Nov. 29, 2016	Boston	Home	Tuukka Rask	No Goal
Nolan Patrick	Nov. 24, 2017	NY Islanders	Home	Thomas Greiss	No Goal
Scott Laughton	Jan. 31, 2019	Boston	Away	Tuukka Rask	No Goal
Carsen Twarynski	Nov. 7, 2019	Montreal	Home	Carey Price	No Goal
Scott Laughton	Jan. 2, 2020	Vegas	Away	Marc-Andre Fleury	No Goal
Joel Farabee	Feb. 5, 2021	Boston	Home	Tuukka Rask	No Goal
Joel Farabee	Apr. 22, 2021	NY Rangers	Away	Igor Shesterkin	No Goal
Scott Laughton	Nov. 16, 2021	Calgary	Home	Jacob Markstrom	No Goal
Cam Atkinson	Jan. 1, 2022	Los Angeles	Away	Jonathan Quick	No Goal
Zack MacEwen	Nov. 25, 2022	Pittsburgh	Home	Tristan Jarry	No Goal
Sean Couturier	Oct. 17, 2023	Vancouver	Home	Thatcher Demko	Goal
Travis Konecny	Dec. 9, 2023	Colorado	Away	Ivan Prosvetov	Goal
Scott Laughton	Jan. 18, 2024	Dallas	Home	Jake Oettinger	Goal
Morgan Frost	Feb. 12, 2024	Arizona	Home	Karel Vejmelka	Goal
Tyson Foerster	Mar. 2, 2024	Ottawa	Home	Mads Sogaard	Goal

*For Flyers Penalty Shots taken in the Playoffs, see Flyers Playoff Section

NOTES: The Flyers have connected on 20 of 63 penalty shot attempts (31.7%)... Michal Handzus' attempt on December 5, 2002, was the Flyers' first penalty shot attempt in regular season overtime... Eric Desjardins and Behn Wilson are the only Flyers defensemen ever to attempt a penalty shot... Ilkka Sinisalo became only the third player in NHL history to score his first goal on a penalty shot. The others were Ralph Bowman of the St. Louis Eagles, when in 1934-35 he recorded the first-ever successful penalty shot in the NHL, and Phil Hoene of the Los Angeles Kings in 1973-74... With his goal vs. Washington on April 15, 2008, Michael Richards' became only the second player in NHL history to record their first career NHL playoff goal on a penalty shot (Minnesota's Wayne Connolly in 1968).

During the 2023-24 season the Flyers set an NHL Record for most penalty shot goals (5) by a team in a single season.



ALL-TIME PENALTY SHOTS AGAINST

PLAYER	DATE	OPPONENT	H/A	GOALTENDER	RESULT
Richard Martin	Jan. 31, 1974	Buffalo	Home	Bernie Parent	Goal
Curt Bennett	Oct. 9, 1976	Atlanta	Away	Bernie Parent	Goal
Lanny McDonald	Oct. 14, 1979	Toronto	Home	Pete Peeters	Goal
Lanny McDonald	Nov. 18, 1982	Calgary	Home	Pelle Lindbergh	No Goal
John Tucker	Oct. 31, 1984	Buffalo	Away	Pelle Lindbergh	Goal
Scott Bjuggstad	Nov. 3, 1984	Minnesota	Home	Pelle Lindbergh	No Goal
Mike Gartner	Apr. 4, 1987	Washington	Away	Glenn Resch	Goal
Jan Erixon	Oct. 24, 1987	NY Rangers	Home	Mark Laforest	Goal
Dave Tippett	Oct. 31, 1987	Hartford	Away	Ron Hextall	Goal
Mark Johnson	Mar. 12, 1988	New Jersey	Home	Ron Hextall	Goal
Joe Sakic	Dec. 9, 1989	Quebec	Away	Ken Wregget	Goal
Gary Leeman	Nov. 4, 1990	Toronto	Away	Pete Peeters	No Goal
Doug Brown	Nov. 23, 1991	New Jersey	Home	Ken Wregget	Goal
Benoit Hogue	Jan. 24, 1995	NY Islanders	Away	Ron Hextall	Goal
Stu Barnes	Mar. 8, 1998	Pittsburgh	Home	Ron Hextall	No Goal
Kevin Stevens	Mar. 22, 1998	NY Rangers	Home	Sean Burke	No Goal
Steve Sullivan	Feb. 25, 2003	Chicago	Away	Roman Cechmanek	No Goal
Nathan Horton	Jan. 8, 2004	Florida	Home	Jeff Hackett	Goal
Richard Zednik	Jan. 20, 2004	Montreal	Home	Robert Esche	No Goal
Michael Nylander	Oct. 5, 2005	NY Rangers	Home	Robert Esche	No Goal
Robert Nilsson	Mar. 4, 2006	NY Islanders	Away	Antero Niittymaki	No Goal
Justin Williams	Mar. 28, 2007	Carolina	Home	Martin Biron	No Goal
Phil Kessel	Oct. 27, 2007	Boston	Away	Martin Biron	No Goal
Roman Hamrlík	Nov. 1, 2007	Montreal	Away	Martin Biron	No Goal
Radek Dvorak	Dec. 30, 2007	Florida	Away	Antero Niittymaki	No Goal
Ryan Malone	Dec. 2, 2008	Tampa Bay	Home	Martin Biron	No Goal
Vincent Lecavalier	Jan. 15, 2009	Tampa Bay	Away	Martin Biron	Goal
Martin St. Louis	Jan. 30, 2009	Tampa Bay	Away	Antero Niittymaki	No Goal
Alexander Ovechkin	Jan. 18, 2010	Washington	Away	Ray Emery	Goal
Frans Nielsen	Oct. 30, 2010	NY Islanders	Home	Sergei Bobrovsky	Goal
Marian Hossa	Jan. 23, 2011	Chicago	Away	Sergei Bobrovsky	Goal
Patrick Dwyer	Nov. 14, 2011	Carolina	Away	Sergei Bobrovsky	Goal
Michael Grabner	Jan. 12, 2012	NY Islanders	Away	Sergei Bobrovsky	No Goal
Shawn Horcoff	Feb. 23, 2012	Edmonton	Away	Ilya Bryzgalov	No Goal
Alex Tanguay	Feb. 25, 2012	Calgary	Away	Ilya Bryzgalov	Goal
Marcus Johansson	Mar. 22, 2012	Washington	Home	Ilya Bryzgalov	No Goal
Ilya Kovalchuk	Jan. 22, 2013	New Jersey	Away	Ilya Bryzgalov	Goal
Jonathan Huberdeau	Feb. 21, 2013	Florida	Home	Ilya Bryzgalov	Goal
Kyle Turris	Nov. 19, 2013	Ottawa	Home	Steve Mason	No Goal
Chris Stewart	Feb. 9, 2016	Anaheim	Home	Steve Mason	Goal
Mikko Rantanen	Feb. 28, 2017	Colorado	Away	Steve Mason	No Goal
Ondrej Kase	Oct. 24, 2017	Anaheim	Home	Brian Elliott	Goal
Evander Kane	Dec. 22, 2017	Buffalo	Away	Brian Elliott	No Goal
David Pastrnak	Nov. 10, 2019	Boston	Away	Carter Hart	No Goal
Pavel Buchnevich	Feb. 18, 2021	NY Rangers	Home	Carter Hart	No Goal

- For Flyers Penalty Shots against in the Playoffs, see Flyers Playoff Section

NOTES: Flyers' opponents have connected on 23 of 46 penalty shot attempts (50%)... Lanny McDonald is the only player to attempt more than one penalty shot against the Flyers... the two penalty shot goals scored against the Flyers in 2010-11 were the only goals of the game scored by the opponent, marking the first two occasions in franchise history that a Flyers goaltender lost a shutout solely due to a penalty shot.

ALL-TIME HAT TRICKS FOR

YEAR	NO.	PLAYER	DATE	SCORE	GOALTENDERS
1967-68 (2)	1	L. Rochefort	Nov. 4	Flyers 4 At Montreal 1	R. Vachon
	2	L. Rochefort (a)	Feb. 22	Minnesota 3 At Flyers 7	C. Maniago
1968-69 (0)		(None)			
1969-70 (5)	3	A. Lacroix	Oct. 22	Flyers 4 At Toronto 3	B. Gamble
	4	J. Johnson	Dec. 3	Flyers 7 At Los Angeles 1	G. Desjardins
	5	A. Lacroix	Dec. 11	Toronto 3 At Flyers 6	M. Edwards
	6	G. Dornhoefer	Jan. 8	Los Angeles 1 At Flyers 4	W. Rutledge
	7	S. Nolet	Mar. 7	Boston 5 At Flyers 5	G. Cheevers
1970-71 (3)	8	J. Johnson	Nov. 19	California 2 At Flyers 6	G. Smith
	9	A. Lacroix	Nov. 29	Vancouver 2 At Flyers 4	D. Wilson
	10	G. Dornhoefer (c)	Mar. 6	California 4 At Flyers 4	C. Worthy
1971-72 (3)	11	S. Nolet	Oct. 31	Montreal 3 At Flyers 5	K. Dryden
	12	B. Lesuk	Jan. 9	California 3 At Flyers 10	G. Meloche (1), G. Kurt (2)
	13	B. Flett	Mar. 9	Flyers 5 At Los Angeles 3	G. Edwards
1972-73 (7)	14	R. MacLeish	Nov. 9	Chicago 3 At Flyers 5	T. Esposito
	15	G. Dornhoefer	Dec. 10	Toronto 2 At Flyers 5	J. Plante
	16	B. Flett (c)	Jan. 21	Flyers 4 At Buffalo 3	D. Dryden
	17	R. MacLeish (d)	Feb. 13	Ny Islanders 2 At Flyers 8	B. Smith
	18	B. Clarke	Feb. 17	Flyers 7 At Montreal 6	M. Plasse (2), K. Dryden (1)
	19	R. MacLeish (d)	Mar. 4	Toronto 0 At Flyers 10	R. Low (3), G. McRae (1)
	20	R. Lonsberry	Mar. 22	Vancouver 0 At Flyers 9	D. Wilson
1973-74 (7)	21	D. Schultz	Jan. 3	Ny Rangers 3 At Flyers 4	P. McDuffe
	22	D. Schultz	Jan. 10	Minnesota 4 At Flyers 7	F. Rivard
	23	B. Clarke	Feb. 2	Detroit 2 At Flyers 12	J. Rutherford (2), B. Mckenzie (1)
	24	R. Lonsberry	Feb. 2	Detroit 2 At Flyers 12	J. Rutherford (1), B. Mckenzie (2)
	25	S. Nolet	Mar. 7	Detroit 2 At Flyers 6	J. Rutherford (1), D. Grant (2)
	26	B. Clarke	Mar. 28	Flyers 3 At Atlanta 3	D. Bouchard
	27	B. Barber	Apr. 7	Minnesota 2 At Flyers 6	F. Rivard
1974-75 (5)	28	R. Leach	Nov. 27	Detroit 2 At Flyers 6	D. Grant
	29	R. Leach	Dec. 12	Minnesota 0 At Flyers 6	P. LoPresti
	30	R. MacLeish	Mar. 5	Flyers 9 At Minnesota 2	P. LoPresti
	31	R. MacLeish	Mar. 18	Flyers 7 At Washington 2	R. Low
	32	R. Leach	Mar. 26	Flyers 6 At California 2	G. Simmons
1975-76 (5)	33	B. Barber	Oct. 26	Flyers 7 At Ny Rangers 2	E. Giacomin
	34	R. MacLeish	Dec. 19	Flyers 7 At Washington 5	B. Wolfe
	35	R. Leach	Jan. 22	Atlanta 2 At Flyers 7	P. Myre (2), D. Bouchard (1)
	36	O. Kindrachuk	Mar. 6	Detroit 1 At Flyers 6	J. Rutherford
	37	B. Barber	Apr. 1	Washington 2 At Flyers 11	R. Low
1976-77 (3)	38	R. MacLeish	Oct. 24	Colorado 3 At Flyers 5	B. McKenzie
	39	R. MacLeish	Dec. 5	Cleveland 2 At Flyers 6	G. Simmons
	40	D. Saleski	Mar. 13	Pittsburgh 0 At Flyers 4	D. Herron
1977-78 (4)	41	D. Saleski	Oct. 16	St. Louis 0 At Flyers 7	E. Johnston (2), E. Staniowski (1)
	42	T. Bladon (d)	Dec. 11	Cleveland 1 At Flyers 11	G. Edwards (3), G. Meloche (1)
	43	R. MacLeish	Dec. 29	Minnesota 2 At Flyers 5	P. LoPresti
	44	R. Lonsberry	Mar. 12	Colorado 2 At Flyers 6	D. Favell
1978-79 (1)	45	R. MacLeish	Dec. 9	Boston 2 At Flyers 9	G. Gilbert (2), G. Cheevers (1)
1979-80 (4)	46	R. MacLeish	Nov. 11	Vancouver 4 At Flyers 5	C. Ridley
	47	R. Leach	Dec. 6	Los Angeles 4 At Flyers 9	R. Grahame (2), M. Lessard (1)
	48	B. Barber	Mar. 16	Colorado 4 At Flyers 4	H. Astrom
	49	R. Leach	Apr. 3	Washington 2 At Flyers 4	W. Stephenson (2), ENG (1)
1980-81 (5)	50	R. MacLeish	Nov. 6	Los Angeles 2 At Flyers 8	R. Grahame
	51	B. Clarke	Dec. 13	Flyers 6 At Pittsburgh 5	G. Millen
	52	R. Leach	Feb. 8	Hartford 6 At Flyers 6	J. Garrett
	53	B. Barber	Feb. 27	Flyers 5 At Winnipeg 3	M. Mattsson
	54	T. Kerr	Mar. 19	Boston 3 At Flyers 5	M. Baron
1981-82 (4)	55	M. Bridgman	Oct. 29	Pittsburgh 4 At Flyers 6	M. Dion
	56	B. Propp	Dec. 28	Flyers 7 At Calgary 4	P. Riggan (2), R. Lemelin (1)
	57	R. Allison	Mar. 2	Winnipeg 7 At Flyers 6	D. Soetaert
	58	T. Kerr	Apr. 4	Toronto 1 At Flyers 7	M. Larocque
1982-83 (3)	59	D. Sittler	Nov. 28	Flyers 5 At Vancouver 5	K. Ellacott
	60	B. Clarke	Dec. 27	Flyers 8 At Detroit 4	G. Stefan
	61	D. Sittler	Jan. 8	Flyers 7 At Hartford 4	G. Millen
1983-84 (4)	62	B. Barber	Jan. 5	Winnipeg 6 At Flyers 7 (Ot)	D. Soetaert
	63	D. Poulin	Jan. 21	Ny Islanders 1 At Flyers 7	B. Smith
	64	D. Poulin	Mar. 22	Pittsburgh 4 At Flyers 13	D. Herron
	65	I. Sinisalo	Mar. 22	Pittsburgh 4 At Flyers 13	D. Herron
1984-85 (12)	66	B. Propp	Oct. 18	Vancouver 2 At Flyers 13	R. Brodeur (2), J. Garrett (1)
	67	I. Sinisalo	Oct. 18	Vancouver 2 At Flyers 13	R. Brodeur (1), J. Garrett (2)
	68	T. Kerr (c,d)	Oct. 25	St. Louis 2 At Flyers 7	M. Liut
	69	T. Kerr	Dec. 23	Washington 4 At Flyers 7	P. Riggan
	70	L. Carson	Dec. 28	Flyers 7 At Vancouver 4	R. Brodeur
	71	B. Propp	Jan. 13	Calgary 1 At Flyers 7	D. Edwards
	72	T. Kerr (c,d)	Jan. 17	Detroit 5 At Flyers 7	E. Mio



ALL-TIME HAT TRICKS FOR

YEAR	NO.	PLAYER	DATE	SCORE	GOALTENDERS
	73	I. Sinalso	Feb. 5	Flyers 5 At Ny Islanders 7	K. Hrudey
	74	T. Kerr (c,d)	Feb. 9	Flyers 5 At Washington 4	P. Riggan
	75	B. Propp	Mar. 5	Flyers 5 At Ny Islanders 4	K. Hrudey
	76	T. Kerr	Mar. 7	Washington 6 At Flyers 9	P. Riggan (2), A. Jensen (1)
	77	D. Poulin	Mar. 7	Washington 6 At Flyers 9	P. Riggan
1985-86 (5)	78	T. Kerr	Nov. 3	Los Angeles 4 At Flyers 7	B. Janecyk
	79	T. Kerr (c)	Nov. 9	Boston 3 At Flyers 5	P. Peeters
	80	D. Poulin	Nov. 24	Pittsburgh 4 At Flyers 7	D. Herron
	81	T. Kerr	Dec. 27	Flyers 6 At Vancouver 1	W. Young
	82	B. Propp	Apr. 6	Washington 3 At Flyers 5	P. Peeters
1986-87 (8)	83	M. Craven	Nov. 13	Detroit 5 At Flyers 7	G. Stefan
	84	T. Kerr (d)	Nov. 20	Chicago 1 At Flyers 5	M. Bannerman
	85	B. Propp (d)	Dec. 2	St. Louis 1 At Flyers 7	G. Millen
	86	T. Kerr	Dec. 18	Ny Islanders 4 At Flyers 9	B. Smith (2), K. Hrudey (1)
	87	D. Poulin	Dec. 18	Ny Islanders 4 At Flyers 9	B. Smith (2), K. Hrudey (1)
	88	T. Kerr	Dec. 21	St. Louis 6 At Flyers 7	R. Wamsley
	89	P. Zezel	Jan. 28	Flyers 7 At Buffalo 4	J. Cloutier
	90	B. Propp	Apr. 5	Ny Islanders 9 At Flyers 5	B. Smith
1987-88 (5)	91	M. Craven	Feb. 13	Flyers 4 At Toronto 7	K. Wregget
	92	R. Tocchet	Feb. 21	Detroit 3 At Flyers 5	G. Hanlon (2), ENG (1)
	93	R. Tocchet (d)	Feb. 27	Flyers 8 At Los Angeles 6	G. Healy (3), ENG (1)
	94	R. Tocchet	Mar. 1	Flyers 7 At Vancouver 3	K. McLean (1), F. Caprice (2)
	95	T. Kerr (c)	Mar. 26	Winnipeg 0 At Flyers 6	D. Berthiaume
1988-89 (7)	96	B. Propp	Oct. 13	Flyers 7 At Minnesota 6	J. Myllys
	97	T. Kerr	Nov. 12	Detroit 5 At Flyers 4	G. Hanlon
	98	R. Tocchet	Nov. 20	New Jersey 1 At Flyers 7	S. Burke
	99	D. Smith	Dec. 10	Chicago 4 At Flyers 6	J. Waite (2), D. Pang (1)
	100	R. Tocchet	Dec. 17	Flyers 7 At Toronto 1	J. Reese (2), A. Bester (1)
	101	T. Kerr	Jan. 21	Flyers 7 At Winnipeg 3	E. Reddick
	102	T. Kerr	Feb. 22	Flyers 6 At Ny Rangers 4	B. Froese
1989-90 (3)	103	R. Tocchet	Oct. 8	Flyers 3 At Winnipeg 5	T. Draper
	104	T. Horacek	Dec. 3	Flyers 6 At Los Angeles 3	K. Hrudey (2), M. Gosselin (1)
	105	R. Tocchet (d)	Jan. 25	Winnipeg 6 At Flyers 8	B. Essensa (3), ENG (1)
1990-91 (2)	106	R. Tocchet	Jan. 24	Washington 1 At Flyers 6	M. Liut
	107	P. Klund	Mar. 23	Ny Rangers 4 At Flyers 7	M. Richter
1991-92 (1)	108	S. Duchesne	Dec. 19	Ny Islanders 2 At Flyers 6	G. Healy (2), ENG (1)
1992-93 (8)	109	G. Paslawski	Oct. 24	Montreal 7 At Flyers 6	A. Racicot
	110	E. Lindros	Nov. 15	Ottawa 2 At Flyers 7	P. Sidorkiewicz
	111	E. Lindros	Dec. 26	Flyers 5 At Washington 5	J. Hrivnak (2), D. Beaupre (1)
	112	R. Brind'Amour	Dec. 29	Flyers 10 At Los Angeles 2	K. Hrudey (1), R. Stauber (2)
	113	K. Dineen	Jan. 7	Washington 2 At Flyers 8	J. Hrivnak (2), O. Kolzig (1)
	114	K. Dineen	Feb. 9	Ottawa 1 At Flyers 8	P. Sidorkiewicz (1), D. Berthiaume (2)
	115	E. Lindros	Mar. 24	Flyers 5 At Ny Rangers 4	J. Vanbiesbrouck
	116	K. Dineen	Apr. 15	Flyers 7 At Buffalo 4	G. Fuhr (1), D. Hasek (2)
1993-94 (5)	117	K. Dineen (d)	Oct. 31	Flyers 9 At Chicago 6	E. Belfour
	118	K. Dineen	Nov. 24	Montreal 2 At Flyers 9	A. Racicot (2), P. Roy (1)
	119	V. Butsayev	Dec. 2	Flyers 6 At Vancouver 3	K. Whitmore
	120	E. Lindros	Jan. 19	St. Louis 3 At Flyers 8	J. Hrivnak
	121	M. Renberg (c)	Feb. 15	Flyers 6 At San Jose 4	A. Irbe
1994-95 (6)	122	J. Beranek	Feb. 2	Ny Islanders 5 At Flyers 4 (Ot)	J. McLennan
	123	J. LeClair	Feb. 14	Flyers 5 At Tampa Bay 2	D. Puppa
	124	E. Lindros	Feb. 23	Flyers 6 At Quebec 6	S. Fiset
	125	J. LeClair	Feb. 25	Flyers 7 At Montreal 0	P. Roy
	126	E. Lindros	Mar. 18	Flyers 4 At Florida 3 (Ot)	J. Vanbiesbrouck
	127	E. Lindros	Mar. 20	Montreal 4 At Flyers 8	P. Roy
1995-96 (3)	128	E. Lindros	Feb. 3	Flyers 7 At St. Louis 3	G. Fuhr (2), B. Racine (1)
	129	J. LeClair	Mar. 17	San Jose 2 At Flyers 8	G. Sarjeant
	130	J. LeClair (c)	Mar. 31	Pittsburgh 1 At Flyers 4	T. Barraso
1996-97 (5)	131	D. Hawerchuk	Nov. 21	Pittsburgh 3 At Flyers 7	K. Wregget
	132	J. LeClair (d)	Feb. 6	Montreal 5 At Flyers 9	T. Vokoun (2), J. Theodore (2)
	133	J. LeClair	Feb. 26	Flyers 8 At Ottawa 5	R. Tugnutt (2), M. Bales (1)
	134	T. Klatt	Mar. 1	Flyers 5 At Boston 5	B. Ranford
	135	E. Lindros (d)	Mar. 19	Flyers 6 At Toronto 3	F. Potvin
1997-98 (3)	136	J. LeClair	Oct. 11	Flyers 6 At Montreal 2	A. Moog
	137	E. Lindros	Dec. 11	Ny Islanders 3 At Flyers 4	T. Salo
	138	A. Daigle	Mar. 14	Detroit 1 At Flyers 6	C. Osgood
1998-99 (2)	139	J. LeClair (c)	Oct. 16	Flyers 5 At Tampa Bay 2	D. Puppa
	140	J. LeClair (d)	Nov. 29	Vancouver 2 At Flyers 6	G. Snow
1999-00 (1)	141	E. Lindros	Dec. 9	Toronto 2 At Flyers 4	G. Healy
2000-01 (2)	142	J. LeClair	Dec. 6	Tampa Bay 3 At Flyers 6	D. Cloutier
	143	K. Primeau	Mar. 8	Calgary 2 At Flyers 5	F. Brathwaite (2), ENG (1)
2001-02 (3)	144	M. Recchi	Oct. 20	Washington 3 At Flyers 6	O. Kolzig (2), C. Billington (1)
	145	J. Dopita (d)	Jan. 8	Atlanta 4 At Flyers 7	M. Hnilicka (2), D. Rhodes (2)

ALL-TIME HAT TRICKS FOR

YEAR	NO.	PLAYER	DATE	SCORE	GOALTENDERS
2002-03(2)	146	S. Gagne	Mar. 2	Flyers 5 At Ny Rangers 6	M. Richter
	147	M. Recchi	Oct. 12	Flyers 5 At Calgary 4	R. Turek
	148	J. LeClair (d)	Oct. 15	Flyers 6 At Montreal 2	J. Theodore
2003-04 (0)		(None)			
2005-06 (2)	149	S. Gagne	Nov. 5	Atlanta 3 At Flyers 4	M. Dunham
	150	M. Richards	Feb. 8	Ny Islanders 2 At Flyers 5	G. Snow (2), ENG (1)
2006-07 (0)		(None)			
2007-08 (7)	151	D. Briere	Nov. 21	Flyers 6 At Carolina 3	C. Ward
	152	J. Lupul	Dec. 11	Pittsburgh 2 At Flyers 8	D. Sabourin (2), T. Conklin (1)
	153	R.J. Umberger	Dec. 11	Pittsburgh 2 At Flyers 8	D. Sabourin (2), T. Conklin (1)
	154	J. Lupul	Dec. 15	Carolina 6 At Flyers 5	J. Grahame
	155	S. Hartnell (c)	Jan. 10	Flyers 6 At Ny Rangers 2	H. Lundqvist
	156	S. Hartnell	Jan. 19	Flyers 5 At Ny Islanders 3	R. DiPietro
	157	M. Kruble (c)	Feb. 2	Anaheim 0 At Flyers 3	J. Hiller
2008-09 (3)	158	S. Hartnell	Dec. 11	Carolina 5 At Flyers 6	M. Leighton
	159	S. Hartnell	Dec. 20	Washington 1 At Flyers 7	J. Theodore
	160	J. Carter	Apr. 3	Toronto 5 At Flyers 8	M. Gerber
2009-2010 (3)	161	M. Richards	Oct. 6	Flyers 6 At Washington 5	S. Varlamov
	162	S. Gagne (c)	Dec. 30	Ny Rangers 0 At Flyers 6	C. Johnson
	163	D. Briere	Feb. 13	Montreal 2 At Flyers 6	J. Halak (2), C. Price (1)
2010-2011(3)	164	J. Carter (c)	Nov. 11	Flyers 8 At Carolina 1	C.Ward/J. Peters
	165	V. Leino	Mar. 12	Atlanta 4 At Flyers 5	C. Mason
	166	J. van Riemsdyk	Mar. 26	Flyers 4 At Ny Islanders 1	R. DiPietro
2011-12 (2)	167	D. Briere (c)	Jan. 7	Ottawa 2 At Flyers 3	C. Anderson
	168	S. Hartnell (c)	Jan. 22	Bruins 6 At Flyers 5	T. Thomas
	169	M. Read	Jan. 26	Flyers 7 At Florida 1	J. Theodore (1), S.Clemmensen (2)
2012-13 (4)	170	J. Voracek	Feb. 20	Flyers 6 At Pittsburgh 5	T. Vokoun
	171	S. Hartnell	Apr. 15	Flyers 7 At Montreal 3	C. Price (2), P. Budaj (1)
	172	W. Simmonds	Apr. 20	Flyers 5 At Carolina 3	J. Peters
	173	V. Lecavalier	Oct. 26	Flyers 5 At Ny Islanders 2	K. Poulin
2013-14 (1)		(None)			
2014-15 (0)		(None)			
2015-16 (1)	174	B. Schenn	Mar. 1	Calgary 3 At Flyers 5	J. Hiller
2016-17 (1)	175	B. Schenn	Dec. 10	Dallas 2 At Flyers 4	K. Lehtonen
2017-18 (2)	176	W. Simmonds	Oct. 4	Flyers 5 At San Jose 3	M. Jones
	177	C. Giroux	Apr. 7	Ny Rangers 0 At Flyers 5	H. Lundqvist
	178	J. van Riemsdyk	Jan. 14	Minnesota 3 At Flyers 7	D. Dubnyk (2), ENG (1)
2018-19 (3)	179	S. Couturier	Jan. 16	Boston 3 At Flyers 4	J. Halak
	180	J. van Riemsdyk	Mar. 15	Flyers 6 At Toronto 7	F. Andersen
		(None)			
2019-20 (0)		(None)			
2020-21 (3)	181	T. Konecny	Jan. 15	Pittsburgh 2 At Flyers 5	T. Jarry (2), C. DeSmith (1)
	182	J. Farabee	Jan. 31	Ny Islanders 3 At Flyers 4 (Ot)	I. Sorokin
	183	S. Laughton	Feb. 7	Flyers 4 At Washington 7	V. Vanecek (2), C. Anderson (1)
2021-22 (1)	184	C. Atkinson	Dec. 14	New Jersey 1 At Flyers 6	M. Blackwood
2022-23 (3)	185	T. Konecny	Jan. 11	Washington 3 At Flyers 5	D. Kuemper (2), ENG (1)
	186	K. Hayes	Jan. 17	Anaheim 2 At Flyers 5	A. Stolarz (2), ENG (1)
	187	O. Tippett	Mar. 17	Buffalo 2 At Flyers 5	C. Anderson
2023-24 (0)		(None)			

NOTE: The Flyers' all-time "hat trick game" record is 159-10-12; 101-5-7 at home, 58-5-5 on the road. The Flyers have had two players with a hat trick in the same game on six occasions, all at home, and are 6-0 in those games.

(a) Game played in Quebec, (c) Natural hat trick, (d) Four goals, (e) Five goals.



ALL-TIME HAT TRICKS AGAINST

YEAR	NO.	PLAYER	DATE	SCORE	GOALTENDERS
1967-68 (2)	1	W. Connelly	Jan. 10	Flyers 4 At Minnesota 6	Favell
	2	F. Smith (a)	Mar. 17	Toronto 4 At Flyers 7	Parent
1968-69 (4)	3	R. Berenson (e)	Nov. 7	St. Louis 8 At Flyers 0	Favell
	4	E. Joyal	Dec. 4	Flyers 1 At Los Angeles 3	Parent
	5	Y. Courmoyer	Jan. 25	Flyers 3 At Montreal 6	Parent
	6	J. Pappin	Jan. 30	Chicago 12 At Flyers 0	Favell (1), Parent (2)
1969-70 (4)	7	R. Berenson	Nov. 1	Flyers 0 At St. Louis 8	Parent (2), Favell (1)
	8	C. Koroll	Dec. 14	Flyers 1 At Chicago 4	Favell
	9	A. Delvecchio	Jan. 3	Detroit 6 At Flyers 1	Parent (1), Favell (2)
	10	R. Backstrom	Mar. 5	Montreal 5 At Flyers 2	Parent
1970-71 (3)	11	P. Henderson	Dec. 26	Flyers 1 At Toronto 9	Parent (2), Favell (1)
	12	M. Tardif	Dec. 27	Montreal 5 At Flyers 2	Favell
	13	J. Bucyk	Jan. 3	Boston 4 At Flyers 1	Favell
1971-72 (5)	14	N. Ferguson	Oct. 13	Flyers 5 At California 4	Gamble
	15	G. Unger	Oct. 30	Flyers 4 At St. Louis 4	Gamble
	16	P. Esposito	Jan. 27	Flyers 2 At Boston 4	Gamble (2), ENG (1)
	17	P. Esposito	Feb. 17	Boston 4 At Flyers 1	Favell (2), ENG (1)
	18	Y. Courmoyer	Mar. 5	Montreal 4 At Flyers 0	Taylor
1972-73 (1)	19	S. Vickers	Nov. 15	Flyers 3 At Ny Rangers 7	Belhumeur
1973-74 (1)	20	J. Lemaire	Oct. 25	Montreal 4 At Flyers 0	Parent
1974-75 (0)		(None)			
1975-76 (2)	21	B. Nystrom	Dec. 30	Flyers 2 At Ny Islanders 6	Stephenson
	22	B. Clement	Jan. 27	Flyers 4 At Atlanta 8	Taylor
1976-77 (3)	23	L. McDonald	Oct. 16	Flyers 5 At Toronto 5	Parent
	24	B. Nystrom	Jan. 10	Flyers 3 At Ny Islanders 8	Parent
	25	E. Vail	Jan. 22	Flyers 4 At Atlanta 4	Parent
1977-78 (2)	26	D. Sittler	Oct. 22	Flyers 1 At Toronto 6	Stephenson (2), Parent (1)
	27	B. Schmutz	Dec. 23	Flyers 1 At Boston 6	Stephenson
1978-79 (6)	28	J. Pronovost	Dec. 16	Flyers 2 At Atlanta 7	Parent
	29	U. Nilsson	Jan. 21	Flyers 5 At Ny Rangers 5	Parent
	30	I. Boldirev	Mar. 15	Atlanta 4 At Flyers 5	Stephenson
	31	S. Payne	Mar. 21	Flyers 3 At Minnesota 7	Stephenson
	32	M. Fidler	Mar. 21	Flyers 3 At Minnesota 7	Stephenson
	33	M. Bossy (c)	Apr. 7	Flyers 2 At Ny Islanders 9	Stephenson (3), Moore (1)
1979-80 (0)		(None)			
1980-81 (7)	34	P. Gardner (c)	Dec. 13	Flyers 6 At Pittsburgh 5	Myre
	35	S. Christoff	Jan. 22	Minnesota 4 At Flyers 5	Peeters
	36	M. Tremblay	Jan. 24	Flyers 3 At Montreal 6	Peeters
	37	W. Miller	Feb. 8	Hartford 6 At Flyers 6	Myre
	38	W. Gretzky (c)	Mar. 7	Edmonton 5 At Flyers 3	St. Croix
	39	D. Gare	Mar. 8	Flyers 4 At Buffalo 8	Peeters
	40	M. Gartner	Mar. 24	Washington 5 At Flyers 2	Peeters
1981-82 (14)	41	K. Acton	Oct. 27	Flyers 2 At Montreal 11	Peeters
	42	S. Smyl	Oct. 31	Vancouver 8 At Flyers 4	Peeters
	43	R. Duguay	Nov. 5	Ny Rangers 6 At Flyers 2	St. Croix
	44	P. Gardner	Nov. 7	Flyers 2 At Pittsburgh 7	Lindbergh
	45	T. Tookey	Nov. 21	Flyers 4 At Washington 10	St. Croix
	46	D. Maruk	Nov. 21	Flyers 4 At Washington 10	St. Croix
	47	W. Gretzky (d)	Dec. 30	Flyers 5 At Edmonton 7	Peeters (4), ENG (1)
	48	B. Trottier	Jan. 7	Ny Islanders 5 At Flyers 4	St. Croix
	49	D. Lever	Jan. 26	Flyers 4 At Colorado 7	Peeters
	50	W. Gretzky	Jan. 31	Flyers 4 At Edmonton 7	St. Croix
	51	B. Trottier (d)	Feb. 13	Flyers 2 At Ny Islanders 8	Peeters
	52	K. Nilsson (c)	Feb. 27	Flyers 9 At Calgary 8	Peeters
	53	W. Lindstrom (d)	Mar. 2	Winnipeg 7 At Flyers 6	Peeters
	54	R. Ruotsalainen	Mar. 17	Flyers 2 At Ny Rangers 5	Lindbergh
1982-83 (3)	55	B. Pederson	Dec. 5	Flyers 4 At Boston 6	Lindbergh
	56	B. Stoughton	Dec. 11	Flyers 4 At Hartford 7	Lindbergh
	57	M. Hallin	Mar. 19	Flyers 2 At Ny Islanders 9	Froese
1983-84 (3)	58	R. Vaive	Oct. 23	Toronto 5 At Flyers 8	Lindbergh
	59	B. MacLellan (c)	Nov. 3	Los Angeles 6 At Flyers 5	Lindbergh
	60	B. Gustafsson (d)	Jan. 8	Washington 7 At Flyers 1	Lindbergh
1984-85 (0)		(None)			
1985-86 (3)	61	P. Gagne	Oct. 10	New Jersey 6 At Flyers 5	Lindbergh
	62	W. Gretzky	Dec. 31	Flyers 3 At Edmonton 7	Froese
	63	P. Verbeek	Mar. 8	Flyers 3 At New Jersey 7	Jensen (1), Froese (2)
1986-87 (2)	64	S. Burr	Nov. 13	Detroit 5 At Flyers 7	Hexall
	65	M. Bossy	Nov. 29	Flyers 6 At Ny Islanders 5	Hexall
1987-88 (3)	66	P. Verbeek	Jan. 10	New Jersey 7 At Flyers 5	Laforest
	67	H. Loob (c)	Mar. 3	Flyers 3 At Calgary 6	Hexall
	68	G. Anderson (c)	Mar. 4	Flyers 4 At Edmonton 7	Laforest
1988-89 (6)	69	M. Lemieux	Oct. 18	Flyers 2 At Pittsburgh 4	Hexall
	70	S. Yzerman	Nov. 4	Flyers 4 At Detroit 3	Laforest
	71	S. Yzerman	Nov. 12	Detroit 5 At Flyers 4	Hexall
	72	B. Nicholls	Nov. 22	Los Angeles 6 At Flyers 1	Hexall
	73	M. Ridley	Dec. 6	Flyers 3 At Washington 4	Laforest
	74	G. Leeman	Mar. 19	Toronto 6 At Flyers 8	Wregget
1989-90 (6)	75	S. Turgeon	Oct. 5	New Jersey 6 At Flyers 2	Wregget

ALL-TIME HAT TRICKS AGAINST

YEAR	NO.	PLAYER	DATE	SCORE	GOALTENDERS
	76	A. Secord	Jan. 11	Chicago 5 At Flyers 4	Wregget
	77	G. Courtnall	Jan. 28	Flyers 2 At Washington 7	Wregget (2), Peeters (1)
	78	T. Tanti	Jan. 30	Flyers 6 At Pittsburgh 3	Wregget
	79	J. Cullen	Feb. 20	Flyers 4 At Pittsburgh 6	Wregget (2), ENG (1)
	80	M. Messier (c)	Mar. 3	Flyers 3 At Edmonton 5	Hextall
1990-91 (2)	81	P. LaFontaine	Oct. 27	Flyers 2 At Ny Islanders 5	Hextall (2), Wregget (1)
	82	M. Lemieux	Mar. 26	Pittsburgh 3 At Flyers	Peeters
1991-92 (2)	83	K. Stevens (c)	Nov. 29	Pittsburgh 9 At Flyers 3	Wregget (3), Roussel (1)
	84	D. Hunter	Mar. 20	Flyers 7 At Washington 6	Hextall
1992-93 (3)	85	V. Prokhorov	Oct. 31	Flyers 4 At St. Louis 6	Roussel (2), Beaugard (1)
	86	M. Lemieux (c)	Mar. 20	Flyers 3 At Pittsburgh 9	Soderstrom (2), Roussel (1)
	87	E. Olczyk	Mar. 24	Flyers 5 At Ny Rangers 4	Soderstrom
1993-94 (2)	88	K. Tkachuk	Oct. 23	Winnipeg 9 At Flyers 6	Soderstrom
	89	T. Fleury	Mar. 31	Calgary 4 At Flyers 1	Soderstrom (2), ENG (1)
1994-95 (1)	90	C. Neely	Jan. 22	Flyers 1 At Boston 4	Roussel
1995-96 (2)	91	M. Lemieux	Jan. 27	Flyers 4 At Pittsburgh 7	Snow (2), Hextall (1)
	92	P. Forsberg	Feb. 11	Colorado 5 At Flyers 3	Hextall
1996-97 (0)		(None)			
1997-98 (2)	93	Z. Palffy	Jan. 28	Flyers 1 At Ny Islanders 6	Snow
	94	R. McKay	Mar. 24	Flyers 2 At New Jersey 3	Hextall
1998-99 (3)	95	P. Bure	Jan. 26	Florida 3 At Flyers 3	Vanbiesbrouck
	96	P. Nedved	Feb. 28	Flyers 5 At Ny Rangers 6	Vanbiesbrouck
	97	A. Yashin	Mar. 4	Ottawa 5 At Flyers 0	Pelletier
1999-00 (2)	98	P. Bondra	Oct. 12	Flyers 4 At Washington 5	Vanbiesbrouck
	99	B. Savage	Oct. 14	Montreal 5 At Flyers 4	Boucher
2000-01 (3)	100	A. Kovalev	Nov. 8	Flyers 2 At Pittsburgh 5	Boucher
	101	S. Konowalchuk	Nov. 18	Washington 3 At Flyers 5	Boucher
	102	A. Kovalev	Feb. 7	Flyers 4 At Pittsburgh 9	Cechmanek (2), Boucher (1)
2001-02 (3)	103	O. Petrov	Jan. 14	Flyers 5 At Montreal 3	Boucher
	104	P. Kariya	Feb. 6	Flyers 4 At Anaheim 5	Boucher
	105	E. Lindros	Mar. 2	Flyers 5 At Ny Rangers 6	Cechmanek (1), Boucher (2)
2002-03 (1)	106	D. Heatley	Jan. 13	Atlanta 7 At Flyers 4	Esche (2), Cechmanek (1)
2003-04 (1)	107	F. Modin	Jan. 3	Flyers 1 At Tampa Bay 6	Esche
2005-06 (7)	108	E. Staal	Oct. 28	Flyers 6 At Carolina 8	Niittymaki
	109	V. Prospal	Nov. 14	Flyers 2 At Tampa Bay 5	Esche (2), ENG (1)
	110	J. Blake	Nov. 26	Ny Islanders 4 At Flyers 2	Niittymaki (2), ENG (1)
	111	J. Bulis	Jan. 25	Montreal 5 At Flyers 3	Esche
	112	F. Modin	Jan. 28	Tampa Bay 6 At Flyers 0	Niittymaki
	113	M. Ryder	Feb. 5	Flyers 0 At Montreal 5	Niittymaki
	114	J. Jagr	Mar. 22	Flyers 6 At Ny Rangers 3	Esche
2006-07 (3)	115	S. Crosby	Oct. 28	Pittsburgh 8 At Flyers 2	Niittymaki (2), Esche (1)
	116	M. Straka	Jan. 4	Flyers 2 At Ny Rangers 3	Esche
	117	J. Blake	Feb. 27	Flyers 5 At Ny Islanders 6	Niittymaki
2007-08 (0)		(None)			
2008-09 (0)		(None)			
2009-10 (2)	118	D. Heatley	Nov. 20	Flyers 3 At San Jose 6	Emery
	119	A. Kovalev	Jan. 3	Flyers 4 At Ottawa 7	Boucher
2010-11 (3)	120	S. Stamkos	Nov. 18	Tampa Bay 8 At Flyers 7	Bobrovsky (1), Boucher (2)
	121	R. Callahan	Mar. 6	Flyers 0 At Ny Rangers 7	Boucher (2), Bobrovsky (1)
	122	P. Elias	Apr. 1	Flyers 2 At New Jersey 4	Boucher
2011-12 (1)	123	R. Callahan	Feb. 11	Ny Rangers 5 At Flyers 2	Bobrovsky
2012-13 (0)		(None)			
2013-14 (3)	124	J. Ward	Nov. 1	Washington 7 At Flyers 0	Mason (1), Emery (2)
	125	T. Seguin	Dec. 7	Flyers 1 At Dallas 5	Mason
	126	J. Pavelski	Feb. 27	San Jose 7 At Flyers 3	Mason
2014-15 (1)	127	J. Jagr	Jan. 3	Flyers 2 At New Jersey 5	Emery (2), Mason (1)
2015-16 (1)	128	J. Skinner	Dec. 15	Carolina 3 At Flyers 4 (Ot)	Neuvirth
2016-17 (3)	129	R. Fabbri	Dec. 28	Flyers 3 At St. Louis 6	Mason
	130	R. Kesler	Jan. 1	Flyers 3 At Anaheim 4	Mason
	131	S. Aho	Jan. 31	Flyers 1 At Carolina 5	Mason
2017-18 (2)	132	S. Monahan	Nov. 18	Calgary 5 At Flyers 4 (Ot)	Elliott
	133	C. Atkinson	Mar. 15	Columbus 5 At Flyers 3	Mrazek
2018-19 (2)	134	A. Johnson	Nov. 24	Flyers 0 At Toronto 6	Pickard
	135	B. Gallagher	Feb. 21	Flyers 1 At Montreal 5	Hart (2), Elliott (1)
2019-20 (1)	136	T. Meier	Dec. 28	Flyers 1 At San Jose 6	Hart
2020-21 (6)	137	D. Pastrnak	Feb. 3	Flyers 3 At Boston 4 (Ot)	Hart
	138	D. Pastrnak	Feb. 21	Flyers 3 At Boston 7	Hart (2), Elliott (1)
	139	C. Kreider	Feb. 24	Ny Rangers 3 At Flyers 4	Elliott
	140	M. Zibanejad	Mar. 17	Flyers 0 At Ny Rangers 9	Hart
	141	M. Zibanejad	Mar. 25	Ny Rangers 8 At Flyers 3	Hart
	142	P. Bergeron	Apr. 6	Boston 4 At Flyers 2	Hart
2021-22 (3)	143	T. Terry	Jan. 4	Flyers 4 At Anaheim 1	Hart
	144	T. Hertl	Jan. 8	San Jose 3 At Flyers 2 (Ot)	Jones
	145	D. Pastrnak	Jan. 13	Flyers 2 At Boston 3	Hart
2022-23 (4)	146	C. Keller	Dec. 11	Flyers 4 At Arizona 5 (Ot)	Hart
	147	S. Aho	Mar. 18	Carolina 5 At Flyers 4 (Ot)	Sandstrom
	148	A. Tuch	Apr. 1	Buffalo 6 At Flyers 3	Sandstrom
	149	D. Pastrnak	Apr. 9	Boston 5 At Flyers 3	Sandstrom



ALL-TIME HAT TRICKS AGAINST

YEAR	NO.	PLAYER	DATE	SCORE	GOALTENDERS
2023-24 (6)	150	F. Vatrano	Oct. 28	Anaheim 7 at FLYERS 4	Ersson
	151	L. Carlsson	Nov. 10	FLYERS 6 at Anaheim 3	Ersson
	152	L. O' Connor	Jan. 20	Colorado 7 at FLYERS 4	Hart (2), ENG (1)
	153	N. Kucherov	Jan. 23	Tampa Bay 6 at FLYERS 3	Ersson (2), ENG (1)
	153	A. Matthews	Feb. 15	FLYERS 3 at Toronto 4 (OT)	Ersson
	154	J. Slafkovsky	Apr. 9	FLYERS 3 at Montreal 9	Ersson

ALL-TIME SHUTOUTS FOR

YEAR	NO.	DATE	OPPONENT	SCORE	FLYERS GOALIE	YEAR	NO.	DATE	OPPONENT	SCORE	FLYERS GOALIE	
1967-68 (8)	1	Oct.19	Pittsburgh	1-0	Favell		77	Jan. 7	Los Angeles	3-0	Parent	
	2	Dec. 8	Los Angeles	3-0	Favell		78	Mar. 6	Colorado	5-0	Moore	
	3	Dec. 16	St. Louis	1-0	Parent		79	Mar. 14	Chicago	4-0	Stephenson	
	4	Dec. 21	Minnesota	6-0	Parent		80	Mar. 29	Vancouver	5-0	Moore	
	5	Dec. 30	Los Angeles	2-0	Favell	1979-80 (1)	81	Feb. 2	Pittsburgh	4-0	Peeters	
	6	Mar. 10	Minnesota	2-0	Parent	1980-81 (4)	82	Oct. 28	Calgary	8-0	Peeters	
	7	Mar. 14	Los Angeles	0-0	Parent		83	Dec. 18	Colorado	2-0	St. Croix	
	8	Mar. 28	St. Louis	2-0	Favell		84	Jan. 21	Pittsburgh	5-0	Peeters	
1968-69 (2)	9	Oct. 17	Pittsburgh	3-0	Parent		85	Mar. 30	Ny Rangers	0-0	St. Croix	
	10	Nov. 9	Pittsburgh	3-0	Favell	1981-82 (0)				(None)		
1969-70 (4)	11	Oct. 26	St. Louis	0-0	Parent	1982-83 (7)	86	Nov. 27	Los Angeles	4-0	Lindbergh	
	12	Dec. 21	Pittsburgh	4-0	Parent		87	Dec. 4	Pittsburgh	0-0	Lindbergh	
	13	Jan. 24	Minnesota	6-0	Favell		88	Jan. 16	Ny Rangers	4-0	Froese	
	14	Jan. 25	St. Louis	2-0	Parent		89	Jan. 22	Ny Islanders	1-0	Froese	
1970-71 (4)	15	Oct. 17	Pittsburgh	0-0	Parent		90	Feb. 5	Los Angeles	2-0	Lindbergh	
	16	Dec. 4	California	4-0	Parent		91	Feb. 20	New Jersey	3-0	Froese	
	17	Jan. 14	Toronto	3-0	Favell		92	Feb. 27	Ny Islanders	2-0	Froese	
	18	Feb. 17	Los Angeles	4-0	Favell	1983-84 (3)	93	Dec. 22	New Jersey	5-0	Lindbergh	
1971-72 (7)	19	Oct. 16	Los Angeles	1-0	Favell		94	Jan. 19	New Jersey	2-0	Froese	
	20	Nov. 18	Los Angeles	2-0	Gamble		95	Feb. 5	Toronto	7-0	Froese	
	21	Dec. 5	California	3-0	Favell	1984-85 (3)	96	Nov. 9	St. Louis	6-0	Lindbergh	
	22	Dec. 16	Buffalo	5-0	Favell		97	Mar. 30	Ny Rangers	3-0	Froese	
	23	Jan. 30	Pittsburgh	4-0	Gamble		98	Apr. 4	Ny Islanders	3-0	Lindbergh	
	24	Mar. 2	Minnesota	3-0	Favell	1985-86 (8)	99	Oct. 24	Hartford	3-0	Lindbergh	
	25	Mar. 25	California	3-0	Favell		100	Nov. 21	Hartford	3-0	Froese	
	26	Feb. 25	California	7-0	Favell		101	Dec. 7	Ny Rangers	4-0	Froese	
1972-73 (3)	27	Mar. 4	Toronto	10-0	Favell		102	Jan. 9	Washington	4-0	Jensen	
	28	Mar. 22	Vancouver	9-0	Favell		103	Jan. 12	Calgary	3-0	Froese	
	29	Oct. 11	Toronto	2-0	Parent		104	Jan. 25	St. Louis	1-0	Jensen	
	30	Oct. 13	Ny Islanders	6-0	Parent		105	Feb. 12	Buffalo	4-0	Froese	
1973-74 (12)	31	Oct. 27	Pittsburgh	6-0	Parent		106	Mar. 13	Washington	2-0	Froese	
	32	Nov. 1	Chicago	1-0	Parent	1986-87 (1)	107	Jan. 6	New Jersey	4-0	Hextall	
	33	Nov. 4	Pittsburgh	7-0	Parent	1987-88 (1)	108	Mar. 26	Winnipeg	6-0	Laforest	
	34	Nov. 24	St. Louis	1-0	Parent	1988-89 (0)				(None)		
	35	Dec. 16	Ny Islanders	4-0	Parent	1989-90 (1)	109	Feb. 15	Toronto	3-0	Peeters	
	36	Jan. 13	Atlanta	1-0	Parent	1990-91 (1)	110	Nov. 11	Vancouver	2-0	Peeters	
	37	Jan. 19	Los Angeles	2-0	Parent	1991-92 (4)	111	Dec. 21	Minnesota	3-0	Hextall	
	38	Jan. 25	California	5-0	Parent		112	Feb. 8	Quebec	3-0	Hextall	
	39	Mar. 3	Montreal	6-0	Parent		113	Feb. 27	Calgary	3-0	Roussel	
	40	Apr. 4	Ny Islanders	4-0	Parent		114	Mar. 1	San Jose	1-0	Hextall	
	1974-75 (13)	41	Nov. 2	Montreal	3-0	Parent	1992-93 (6)	115	Jan. 10	Edmonton	4-0	Soderstrom
		42	Nov. 7	Minnesota	2-0	Parent		116	Feb. 11	Montreal	0-0	Soderstrom
		43	Nov. 10	California	3-0	Parent		117	Mar. 5	Washington	3-0	Soderstrom
		44	Dec. 1	Kansas City	10-0	Parent		118	Apr. 4	Toronto	4-0	Soderstrom
		45	Dec. 12	Minnesota	6-0	Parent		119	Apr. 10	Toronto	4-0	Soderstrom
46		Dec. 22	Pittsburgh	4-0	Parent		120	Apr. 12	Ny Rangers	1-0	Roussel	
47		Jan. 1	Vancouver	2-0	Parent	1993-94 (3)	121	Oct. 15	Washington	3-0	Roussel	
48		Jan. 16	Washington	4-0	Parent		122	Nov. 26	Tampa Bay	3-0	Soderstrom	
49		Feb. 1	Buffalo	6-0	Parent		123	Dec. 27	Buffalo	2-0	Soderstrom	
50		Mar. 1	Kansas City	3-0	Stephenson	1994-95 (2)	124	Feb. 25	Montreal	7-0	Hextall	
1975-76 (11)	51	Mar. 13	Pittsburgh	6-0	Parent		125	May 2	Ny Islanders	2-0	Roussel	
	52	Mar. 16	Los Angeles	3-0	Parent	1995-96 (5)	126	Oct. 14	Ny Islanders	3-0	Roussel	
	53	Mar. 22	Minnesota	4-0	Parent		127	Dec. 14	Tampa Bay	4-0	Hextall	
	54	Nov. 2	Kansas City	10-0	Stephenson		128	Mar. 16	Winnipeg	3-0	Hextall	
	1976-77 (8)	55	Oct. 10	Los Angeles	1-0	Parent		129	Mar. 23	Toronto	4-0	Hextall
		56	Oct. 28	Pittsburgh	3-0	Parent		130	Mar. 25	Hartford	3-0	Hextall
		57	Nov. 16	Detroit	2-0	Parent	1996-97 (7)	131	Oct. 22	Anaheim	3-0	Hextall
		58	Dec. 18	St. Louis	2-0	Parent		132	Dec. 14	Hartford	4-0	Snow
		59	Dec. 30	Los Angeles	2-0	Stephenson		133	Dec. 15	Boston	6-0	Hextall
		60	Jan. 27	St. Louis	2-0	Stephenson		134	Dec. 19	Ny Islanders	5-0	Snow
61		Feb. 3	Chicago	6-0	Parent		135	Dec. 21	St. Louis	4-0	Hextall	
62		Mar. 13	Pittsburgh	4-0	Stephenson		136	Mar. 9	Washington	5-0	Hextall	
63		Oct. 16	St. Louis	7-0	Stephenson		137	Mar. 23	Colorado	2-0	Hextall	
64		Oct. 20	Pittsburgh	11-0	Parent	1997-98 (6)	138	Nov. 11	Ottawa	1-0	Hextall	
1977-78 (10)	65	Nov. 13	Detroit	3-0	Stephenson		139	Dec. 14	Tampa Bay	3-0	Hextall	
	66	Nov. 20	Atlanta	4-0	Parent		140	Dec. 20	Florida	2-0	Snow	
	67	Nov. 27	Los Angeles	2-0	Stephenson		141	Dec. 31	Vancouver	8-0	Hextall	
	68	Nov. 29	Vancouver	3-0	Parent		142	Jan. 20	Buffalo	3-0	Hextall	
	69	Dec. 21	Cleveland	4-0	Parent		143	Apr. 2	Los Angeles	3-0	Burke	
	70	Feb. 2	Colorado	3-0	Parent	1998-99 (7)	144	Oct. 9	Ny Rangers	1-0	Vanbiesbrouck	
	71	Feb. 6	St. Louis	2-0	Parent		145	Dec. 12	Toronto	3-0	Vanbiesbrouck	
	72	Apr. 6	Ny Rangers	3-0	Parent		146	Jan. 7	Ny Islanders	5-0	Vanbiesbrouck	
	1978-79 (8)	73	Oct. 26	Toronto	5-0	Parent		147	Jan. 9	Carolina	2-0	Hextall/ Vanbiesbrouck
		74	Nov. 12	Vancouver	4-0	Parent		148	Jan. 11	Nashville	8-0	Vanbiesbrouck
75		Nov. 30	St. Louis	3-0	Stephenson		149	Jan. 13	Washington	3-0	Vanbiesbrouck	
76		Dec. 10	Ny Rangers	4-0	Parent		150	Jan. 18	Ottawa	5-0	Vanbiesbrouck	



ALL-TIME SHUTOUTS FOR

YEAR	NO.	DATE	OPPONENT	SCORE	FLYERS GOALIE	YEAR	NO.	DATE	OPPONENT	SCORE	FLYERS GOALIE	
1999-00 (7)	151	Oct. 20	Ny Rangers	5-0	Vanbiesbrouck	2013-14 (6)	216	Nov. 2	New Jersey	1-0	Emery	
	152	Oct. 22	Ny Rangers	2-0	Vanbiesbrouck		217	Nov. 12	Ottawa	5-0	Mason	
	153	Oct. 24	Florida	2-0	Vanbiesbrouck		218	Jan. 28	Detroit	5-0	Mason	
	154	Dec. 18	Tampa Bay	4-0	Boucher		219	Feb. 1	Los Angeles	2-0	Mason	
	155	Mar. 4	Boston	3-0	Boucher		220	Mar. 15	Pittsburgh	4-0	Mason	
	156	Mar. 21	Nashville	2-0	Boucher		221	Apr. 1	St. Louis	0-1	Emery (SOL)	
	157	Apr. 8	Boston	3-0	Boucher		222	Nov. 24	Ny Islanders	0-1	Mason (SOL)	
2000-01 (11)	158	Oct. 26	Ny Rangers	3-0	Boucher	2014-15 (3)	223	Jan. 31	Toronto	1-0	Mason	
	159	Nov. 4	Buffalo	3-0	Cechmanek		224	Mar. 12	St. Louis	0-1	Mason (SOL)	
	160	Nov. 9	Edmonton	2-0	Cechmanek		2015-16 (7)	225	Oct. 12	Florida	1-0	Neuvirth
	161	Jan. 12	Tampa Bay	3-0	Cechmanek			226	Oct. 14	Chicago	3-0	Neuvirth
	162	Jan. 22	Los Angeles	3-0	Cechmanek			227	Nov. 17	Winnipeg	3-0	Neuvirth
	163	Feb. 1	Ny Islanders	2-0	Cechmanek			228	Nov. 28	Ny Rangers	3-0	Mason
	164	Feb. 19	Carolina	4-0	Cechmanek			229	Dec. 17	Vancouver	2-0	Mason
	165	Feb. 24	Tampa Bay	0-0	Cechmanek			230	Jan. 9	Ny Islanders	4-0	Mason
	166	Mar. 1	Buffalo	2-0	Cechmanek			231	Mar. 5	Columbus	6-0	Mason
	167	Mar. 15	Minnesota	3-0	Cechmanek		2016-17 (5)	232	Dec. 11	Detroit	1-0	Stolarz
168	Mar. 31	Detroit	1-0	Cechmanek	233	Jan. 25		Ny Rangers	2-0	Mason		
2001-02 (7)	169	Oct. 30	Washington	3-0	Boucher	234		Feb. 28	Colorado	4-0	Mason	
	170	Oct. 31	Pittsburgh	3-0	Boucher	235	Mar. 15	Pittsburgh	4-0	Mason		
	171	Nov. 15	Washington	5-0	Boucher/ Cechmanek	236	Apr. 1	New Jersey	3-0	Stolarz/Neuvirth		
	172	Dec. 1	Tampa Bay	2-0	Cechmanek	2017-18 (3)	237	Nov. 2	St. Louis	2-0	Neuvirth	
	173	Jan. 19	Toronto	3-0	Cechmanek		238	Feb. 26	Montreal	1-0	Mrzerek	
	174	Feb. 9	St. Louis	5-0	Cechmanek		239	Apr. 7	Ny Rangers	5-0	Elliott	
	175	Feb. 27	New Jersey	1-0	Cechmanek	2018-19 (3)	240	Nov. 10	Chicago	4-0	Elliott	
	2002-03 (8)	176	Dec. 14	Buffalo	2-0		Esche	241	Nov. 23	Ny Rangers	4-0	Pickard
		177	Jan. 3	Anaheim	1-0		Esche	242	Jan. 29	Ny Rangers	1-0	Stolarz
	178	Jan. 9	Ny Islanders	4-0	Cechmanek	2019-20 (3)	243	Oct. 9	New Jersey	4-0	Hart	
	179	Feb. 20	Los Angeles	5-0	Cechmanek		244	Jan. 21	Pittsburgh	3-0	Elliott	
	180	Feb. 25	Chicago	2-0	Cechmanek		245	Feb. 3	Detroit	3-0	Elliott	
	181	Mar. 4	Vancouver	3-0	Cechmanek	2020-21 (3)	246	Jan. 19	Buffalo	3-0	Elliott	
	182	Mar. 29	Pittsburgh	3-0	Cechmanek		247	Feb. 27	Buffalo	3-0	Elliott	
	183	Apr. 1	Columbus	4-0	Cechmanek		248	Feb. 28	Buffalo	3-0	Hart	
	2003-04 (7)	184	Oct. 9	Buffalo	2-0	Hackett	2021-22 (1)	249	Nov. 2	Arizona	3-0	Hart
		185	Oct. 16	San Jose	0-0	Hackett		250	Jan. 9	Buffalo	4-0	Ersson
	186	Oct. 27	Montreal	5-0	Esche	2022-23 (3)	251	Jan. 28	Winnipeg	4-0	Hart	
	187	Nov. 15	Atlanta	4-0	Hackett		252	Mar. 25	Detroit	3-0	Hart	
	188	Jan. 17	Toronto	4-0	Esche		2023-24 (5)	253	Oct. 17	Vancouver	2-0	Hart
	189	Mar. 20	Ny Rangers	3-0	Esche			254	Nov. 25	N.y. Islanders	1-0 (SO)	Ersson
	190	Apr. 1	Montreal	2-0	Burke			255	Dec. 16	Detroit	1-0	Ersson
2005-06 (3)	191	Dec. 6	Calgary	1-0 (SO)	Niittymaki		256	Jan. 13	Winnipeg	2-0	Ersson	
	192	Jan. 2	Boston	1-0	Niittymaki		257	Apr. 13	New Jersey	1-0	Ersson	
193	Mar. 15	Florida	4-0	Esche								
2006-07 (1)	194	Oct. 30	Chicago	3-0	Esche							
	2007-08 (6)	195	Oct. 16	Atlanta	4-0	Biron						
196		Oct. 18	New Jersey	4-0	Biron							
197		Dec. 30	Florida	1-0	Niittymaki							
198		Feb. 2	Anaheim	3-0	Biron							
199		Apr. 4	New Jersey	3-0	Biron							
200		Apr. 6	Pittsburgh	2-0	Biron							
2008-09 (3)		201	Oct. 28	Atlanta	7-0	Niittymaki						
		202	Nov. 21	Buffalo	3-0	Biron						
		203	Feb. 25	Los Angeles	2-0	Biron						
2009-10 (5)		204	Oct. 2	Carolina	2-0	Emery						
	205	Dec. 30	N.y. Rangers	6-0	Leighton							
	206	Jan. 21	N.y. Rangers	2-0	Emery							
	207	Feb. 1	Calgary	3-0	Emery							
	208	Apr. 6	Toronto	2-0	Boucher							
2010-11 (0)				(None)								
2011-12 (6)	209	Oct. 8	New Jersey	3-0	Bryzgalov							
	210	Feb. 7	N.y. Islanders	0-1	Bryzgalov (SOL)							
	211	Mar. 4	Washington	1-0	Bryzgalov							
	212	Mar. 8	Florida	5-0	Bryzgalov							
	213	Mar. 10	Toronto	1-0 (SO)	Bryzgalov							
	214	Mar. 13	New Jersey	3-0	Bryzgalov							
2012-13 (1)	215	Feb. 18	N.y. Islanders	7-0	Bryzgalov							

NOTES:

Since the advent of the shootout in 2005-06, the Flyers have had eight games reach the shootout with a 0-0 score. A goaltender gets credit for a shutout in those circumstances regardless of the shootout result. They are noted above by SOW and SOL designations. The Flyers are 4-4 in those games.

*For Flyers shutouts in the Playoffs, see Flyers Playoff Section

ALL-TIME SHUTOUTS AGAINST

YEAR	NO.	DATE	OPPONENT	SCORE	OPPONENT GOALIE	YEAR	NO.	DATE	OPPONENT	SCORE	OPPONENT GOALIE
1967-68 (9)	1	Nov. 15	Pittsburgh	5-0	H. Bassen	1988-89 (1)	78	Mar. 22	BOSTON	3-0	A. Moog
	2	Dec. 10	CHICAGO	3-0	D. DeJordy		79	Jan. 26	WASHINGTON	1-0	C. Malarchuk
	3	Jan. 25	MINNESOTA	3-0	C. Maniogo		80	Nov. 18	WINNIPEG	1-0	D. Berthiaume
	4	Jan. 28	LOS ANGELES	2-0	T. Sawchuk		81	Dec. 8	Minnesota	7-0	B. Hayward
	5	Feb. 14	Oakland	4-0	G. Smith/C.Hodge		82	Dec. 22	Hartford	1-0	D. Reaugh
	6	Mar. 2	NY Rangers	4-0	E. Giacomini		83	Feb. 2	HARTFORD	2-0	P. Sidorkiewicz
	7	Mar. 14	LOS ANGELES	0-0	T. Sawchuk		84	Mar. 12	Los Angeles	6-0	K. Hrudey
	8	Mar. 27	St. Louis	3-0	G. Hall		85	Mar. 16	Washington	6-0	D. Beaupre
	9	Mar. 30	PITTSBURGH	2-0	L. Binkley		86	Mar. 28	WASHINGTON	3-0	D. Beaupre
1968-69 (10)	10	Nov. 7	ST. LOUIS	8-0	J. Plante	87	Oct. 19	MONTREAL	1-0	R. Melanson	
	12	Nov. 21	MONTREAL	3-0	G. Worsley	88	Oct. 25	Winnipeg	2-0	B. Essensa	
	13	Nov. 30	St. Louis	1-0	G. Hall	89	Jan. 23	WINNIPEG	1-0	S. Beauregard	
	14	Dec. 6	Oakland	4-0	G. Smith	90	Oct. 17	New Jersey	2-0	C. Terrier	
	15	Dec. 12	TORONTO	1-0	J. Bower	91	Dec. 23	PITTSBURGH	4-0	T. Barraso	
	16	Dec. 14	Montreal	1-0	T. Esposito	92	Feb. 11	MONTREAL	0-0	A. Racicot	
	17	Jan. 16	MONTREAL	4-0	R. Vachon	93	Dec. 4	Calgary	6-0	M. Vernon	
	18	Jan. 30	CHICAGO	12-0	D. DeJordy	94	Jan. 6	Dallas	8-0	D. Wakaluk	
	19	Feb. 4	DETROIT	2-0	R. Edwards	95	Feb. 5	Boston	4-0	J. Casey	
	20	Feb. 15	CHICAGO	3-0	D. Dryden	96	Feb. 13	PITTSBURGH	3-0	T. Barraso	
1969-70 (8)	21	Oct. 11	MINNESOTA	4-0	C. Maniogo	97	Feb. 25	NY Islanders	2-0	R. Hextall	
	22	Oct. 26	ST. LOUIS	0-0	J. Plante	98	Feb. 6	Ottawa	3-0	D. Beaupre	
	23	Nov. 1	St. Louis	8-0	J. Plante	99	Feb. 9	FLORIDA	3-0	J. Vanbiesbrouck	
	24	Dec. 20	St. Louis	3-0	J. Plante	100	Apr. 30	NY Rangers	2-0	G. Healy	
	25	Jan. 31	CHICAGO	5-0	T. Esposito	101	Jan. 13	NY Rangers	4-0	G. Healy	
	26	Mar. 21	Montreal	2-0	R. Vachon	102	Mar. 3	Washington	3-0	J. Carey	
	27	Apr. 2	ST. LOUIS	1-0	E. Wakeny	103	Oct. 13	CALGARY	1-0	T. Kidd	
	28	Apr. 4	MINNESOTA	1-0	G. Worsley	104	Nov. 26	Boston	2-0	B. Ranford	
	29	Oct. 17	Pittsburgh	0-0	L. Binkley	105	Oct. 27	NEW JERSEY	5-0	M. Brodeur	
	30	Dec. 12	BOSTON	1-0	G. Cheevers	106	Nov. 20	SAN JOSE	3-0	M. Vernon	
1970-71 (3)	31	Dec. 18	California	1-0	G. Smith	107	Dec. 3	BOSTON	3-0	B. Dafeo	
	32	Oct. 21	LOS ANGELES	7-0	G. Edwards	108	Jan. 24	Detroit	1-0	C. Osogood	
	33	Nov. 3	Chicago	3-0	G. Smith	109	Feb. 4	Dallas	1-0	R. Turek	
	34	Nov. 7	MINNESOTA	3-0	G. Worsley	110	Dec. 4	Buffalo	3-0	D. Hasek	
	35	Dec. 9	NY RANGERS	5-0	G. Villemure	111	Mar. 4	OTTAWA	5-0	D. Rhodes	
	36	Dec. 19	TORONTO	4-0	J. Plante	112	Mar. 13	Pittsburgh	4-0	P. Skudra	
	37	Jan. 11	Detroit	5-0	A. Smith	113	Apr. 3	Boston	3-0	B. Dafeo	
	38	Mar. 5	MONTREAL	4-0	K. Dryden	114	Oct. 2	OTTAWA	3-0	P. Lalime	
	39	Oct. 14	Detroit	5-0	R. Edwards	115	Oct. 7	CAROLINA	2-0	A. Irbé	
	40	Jan. 7	Buffalo	2-0	D. Dryden	116	Jan. 14	Atlanta	1-0	N. Maracle	
1972-73 (3)	41	Mar. 1	LOS ANGELES	2-0	R. Vachon	117	Jan. 30	Washington	2-0	O. Kolzig	
	42	Oct. 20	Los Angeles	3-0	R. Vachon	118	Mar. 1	Dallas	2-0	E. Belfour	
	43	Oct. 25	MONTREAL	4-0	W. Thomas	119	Apr. 2	Carolina	1-0	A. Irbé	
1973-74 (2)	44	Jan. 11	Montreal	6-0	M. Larocque	120	Nov. 24	PITTSBURGH	1-0	G. Snow	
	45	Feb. 8	Minnesota	5-0	P. LoPresti	121	Nov. 30	Carolina	2-0	A. Irbé	
	46	Oct. 23	NY Islanders	3-0	G. Resch	122	Feb. 24	TAMPA BAY	0-0	K. Weekes	
1974-75 (2)	47	Jan. 18	Chicago	2-0	T. Esposito	123	Dec. 6	NY ISLANDERS	2-0	G. Snow	
	48	Apr. 4	NY Rangers	2-0	J. Davidson	124	Feb. 12	NY ISLANDERS	1-0 (OT)	G. Snow	
	49	Oct. 7	NY ISLANDERS	3-0	G. Resch	125	Apr. 10	New Jersey	1-0	M. Brodeur	
1975-76 (3)	50	Nov. 13	Pittsburgh	1-0	D. Wilson	126	Nov. 7	NEW JERSEY	1-0	M. Brodeur	
	51	Feb. 24	Buffalo	2-0	D. Edwards	127	Nov. 23	Toronto	6-0	E. Belfour	
	52	Dec. 18	MONTREAL	2-0	K. Dryden	128	Nov. 29	TORONTO	3-0	E. Belfour	
1976-77 (3)	53	Feb. 23	Buffalo	4-0	D. Edwards	129	Dec. 2	NEW JERSEY	1-0 (OT)	M. Brodeur	
	54	Oct. 21	Toronto	2-0	M. Palmateer	130	Dec. 28	Phoenix	4-0	S. Burke	
	55	Nov. 1	Atlanta	3-0	D. Bouchard	131	Jan. 25	Boston	1-0 (OT)	J. Hackett	
1977-78 (2)	56	Nov. 28	Montreal	3-0	K. Dryden	132	Jan. 28	TAMPA BAY	3-0	J. Grahame	
	57	Jan. 16	Atlanta	5-0	D. Bouchard	133	Feb. 10	MINNESOTA	1-0	M. Fernandez	
	58	Mar. 20	TORONTO	3-0	M. Palmateer	134	Feb. 12	Minnesota	2-0	D. Roloson	
1978-79 (4)	59	Nov. 16	Boston	1-0	R. Vachon	135	Oct. 16	San Jose	0-0	E. Nabokov	
	60	Dec. 21	WASHINGTON	6-0	M. Palmateer	136	Oct. 21	Los Angeles	4-0	R. Cechmanek	
	61	Feb. 5	BUFFALO	4-0	D. Edwards	137	Dec. 13	NEW JERSEY	2-0	M. Brodeur	
1979-80 (1)	62	Mar. 30	NY Rangers	0-0	S. Baker	138	Jan. 10	EDMONTON	3-0	T. Salo	
	63	Apr. 5	NY RANGERS	2-0	S. Baker	139	Jan. 9	New Jersey	3-0	M. Brodeur	
	64	Nov. 14	Toronto	4-0	V. Tremblay	140	Jan. 28	TAMPA BAY	5-0	S. Burke	
1980-81 (5)	65	Feb. 21	BOSTON	1-0	M. Baron	141	Feb. 5	Montreal	6-0	C. Huet	
	66	Dec. 4	Pittsburgh	0-0	D. Herron	142	Mar. 12	Pittsburgh	2-0	M-A Fleury	
	67	Jan. 27	Vancouver	4-0	R. Brodeur	143	Oct. 5	Pittsburgh	4-0	M-A Fleury	
1981-82 (2)	68	Dec. 26	Washington	1-0	P. Riggan	144	Dec. 8	New Jersey	2-0	M. Brodeur	
	69	Mar. 27	BUFFALO	1-0	J. Cloutier	145	Feb. 7	NY Islanders	2-0	R. DiPietro	
	70	Dec. 6	Boston	5-0	B. Ranford	146	Mar. 12	Phoenix	4-0	M. Lundqvist	
1982-83 (1)	71	Feb. 16	CALGARY	5-0	R. Lemelin	147	Mar. 21	NY Rangers	5-0	H. Lundqvist	
	72	Oct. 15	NY ISLANDERS	6-0	K. Hrudey	148	Nov. 5	NY Rangers	2-0	H. Lundqvist	
	73	Oct. 27	New Jersey	4-0	A. Chevrier	149	Jan. 4	New Jersey	3-0	M. Brodeur	
1983-84 (1)	74	Nov. 14	TORONTO	6-0	K. Wregget	150	Jan. 31	NY RANGERS	4-0	S. Valiquette	
	75	Dec. 30	Edmonton	6-0	G. Fuhr	151	Feb. 9	NY RANGERS	2-0	S. Valiquette	
	76	Jan. 31	Washington	1-0 (OT)	P. Peeters	152	Feb. 16	Montreal	1-0	C. Price	
	77	Mar. 19	Pittsburgh	7-0	S. Guenette						



ALL-TIME SHUTOUTS AGAINST

YEAR	NO.	DATE	OPPONENT	SCORE	OPPONENT GOALIE	YEAR	NO.	OPPONENT	SCORE	OPPONENT GOALIE
2008-09 (3)	153	Dec. 27	Columbus	3-0	S. Mason	2016-17 (8)	193	EDMONTON	4-0	Talbot
	154	Jan. 31	St. Louis	4-0	C. Mason		194	Detroit	3-0	Howard
	155	Mar. 1	New Jersey	3-0	M. Brodeur		195	Tampa Bay	3-0	A. Vasilevskiy
2009-10 (6)	156	Nov. 28	ATLANTA	2-0	J. Hedberg	196	New Jersey	4-0	C. Schneider	
	157	Dec. 3	Vancouver	3-0	R. Luongo	197	San Jose	2-0	A. Dell	
	158	Dec. 10	Ottawa	2-0	B. Elliott	198	Washington	5-0	P. Grubauer	
	159	Jan. 14	TORONTO	4-0	V. Toskala	199	Los Angeles	1-0	P. Budaj	
	160	Feb. 3	EDMONTON	1-0	J. Deslauriers	200	St. Louis	2-0	C. Hutton	
	161	Mar. 23	OTTAWA	2-0	B. Elliott	201	Columbus	1-0	S. Bobrovsky	
2010-11 (7)	162	Nov. 16	MONTREAL	3-0	C. Price	202	New Jersey	1-0	K. Kinkaid	
	163	Dec. 1	Boston	3-0	T. Thomas	203	Los Angeles	2-0	J. Quick	
	164	Dec. 20	Florida	5-0	T. Vokoun	204	NASHVILLE	1-0	P. Rinne	
	165	Feb. 1	TAMPA BAY	4-0	D. Roloson	205	Chicago	3-0	C. Crawford	
	166	Feb. 13	Los Angeles	1-0	J. Quick	206	MINNESOTA	1-0	D. Dubnyk	
	167	Mar. 6	NY RANGERS	7-0	H. Lundqvist	207	Minnesota	3-0	D. Dubnyk	
011-12 (5)	168	Mar. 31	Atlanta	1-0	C. Mason	208	BOSTON	3-0	T. Rask	
	169	Nov. 26	NY RANGERS	2-0	H. Lundqvist	212	VEGAS	1-0	M. Fleury	
	170	Dec. 17	Boston	6-0	T. Thomas	213	Boston	3-0	J. Halak	
	171	Feb. 7	NY Islanders	1-0	E. Nabokov	214	New Jersey	3-0	K. Kinkaid	
	172	Feb. 23	EDMONTON	2-0	D. Dubnyk	215	Toronto	6-0	G. Sparks	
	173	Feb. 28	SAN JOSE	1-0	A. Niemi	216	Nashville	4-0	J. Saros	
2012-13 (4)	174	Jan. 22	NEW JERSEY	3-0	M. Brodeur	217	ST. LOUIS	3-0	J. Binnington	
	175	Mar. 9	BOSTON	3-0	T. Rask	218	NY RANGERS	3-0	A. Georgiev	
	176	Apr. 13	BUFFALO	1-0	J. Enroth	219	TAMPA BAY	1-0	A. Vasilevskiy	
2013-14 (5)	177	Apr. 18	New Jersey	3-0	M. Brodeur	220	NEW JERSEY	5-0	M. Blackwood	
	178	Nov. 1	Washington	7-0	B. Holby	221	BOSTON	2-0	T. Rask	
	179	Nov. 7	New Jersey	3-0	M. Brodeur	222	NY Rangers	9-0	A. Georgiev	
2020-21 (2)	180	Dec. 2	Minnesota	2-0	J. Harding	223	NY ISLANDERS	1-0	I. Sorokin (OT)	
	181	Apr. 1	St. Louis	1-0 (SO)	R. Miller	224	Calgary	4-0	J. Markstron	
	182	Apr. 3	Columbus	2-0	S. Bobrovsky	225	TORONTO	3-0	J. Campbell	
2014-15 (7)	183	Oct. 21	Chicago	4-0	A. Raanta	226	Tampa Bay	4-0	A. Vasilevskiy	
	184	Nov. 19	NY Rangers	2-0	C. Talbot	227	New Jersey	3-0	M. Blackwood	
	185	Nov. 24	NY Islanders	1-0 (SO)	J. Halak	228	EDMONTON	3-0	M. Koskinen	
	186	Nov. 28	NY RANGERS	3-0	C. Talbot	229	Winnipeg	4-0	E. Corrie	
	187	Jan. 14	Washington	1-0	B. Holby	230	SAN JOSE	3-0	J. Reimer	
	188	Jan. 15	VANCOUVER	4-0	R. Miller	231	NY Rangers	1-0	I. Shesterkin (OT)	
2015-16 (5)	189	Mar. 12	St. Louis	1-0 (SO)	B. Elliott	232	Boston	6-0	J. Swayman	
	190	Nov. 10	COLORADO	4-0	Berra	233	New Jersey	7-0	A. Schmid	
	191	Nov. 19	SAN JOSE	1-0 (OT)	M. Jones	234	Carolina	1-0	P. Kochetkov	
	192	Nov. 21	Ottawa	4-0	C. Anderson	235	NY Islanders	4-0	I. Sorokin	
	193	Mar. 3	EDMONTON	4-0	Talbot	236	Nov. 4	5-0	C. Talbot	
	194	Apr. 6	Detroit	3-0	Howard	237	Jan. 25	3-0	A. Lyon	
2016-17 (8)	195	Nov. 19	Tampa Bay	3-0	A. Vasilevskiy	238	Mar. 9	7-0	A. Vasilevskiy	
	196	Dec. 22	New Jersey	4-0	C. Schneider					
	197	Dec. 30	San Jose	2-0	A. Dell					

ALL-TIME OVERTIME

GOAL SCORER	DATE	SCORE	OPPONENT	TIME	RECORD
Bobby Clarke	Nov. 20, 1983	6-5	vs. Pittsburgh	2:43	1-0
Ilkka Sinisalo	Jan. 5, 1984	7-6	vs. Winnipeg	2:32	2-0
Tim Kerr	Feb. 19, 1984	3-2	@ NY Rangers	1:33	3-0
Phil Housley	Feb. 21, 1984	4-5	vs. Buffalo	4:09	3-1
Paul MacLean	Dec. 11, 1984	4-5	@ Winnipeg	3:58	3-2
Dave Poulin	Mar. 5, 1985	5-4	@ NY Islanders	2:18	4-2
Murray Craven	Nov. 17, 1985	5-4	vs. NY Islanders	3:52	5-2
Murray Craven	Dec. 22, 1985	3-2	vs. Pittsburgh	2:12	6-2
Jari Kurri	Mar. 2, 1986	1-2	@ Edmonton	1:29	6-3
Doug Crossman	Mar. 15, 1986	6-5	@ Toronto	2:43	7-3
Ilkka Sinisalo	Apr. 5, 1986	4-3	@ Pittsburgh	1:49	8-3
Dave Poulin	Mar. 26, 1987	3-2	vs. Quebec	3:22	9-3
Larry Murphy	Apr. 4, 1987	2-3	@ Washington	3:19	9-4
Kelly Miller	Jan. 31, 1988	0-1	@ Washington	3:27	9-5
Dave Brown	Feb. 15, 1988	5-4	vs. Hartford	3:35	10-5
Dirk Graham	Mar. 13, 1988	4-5	@ Chicago	1:00	10-6
Denis Savard	Mar. 17, 1988	3-4	vs. Chicago	0:37	10-7
Ron Sutter	Oct. 9, 1988	4-3	vs. Buffalo	2:44	11-7
Jim Peplinski	Oct. 23, 1988	4-5	vs. Calgary	4:23	11-8
Joe Nieuwendyk	Nov. 10, 1988	2-3	vs. Calgary	1:29	11-9
Bob Sweeney	Nov. 24, 1988	1-2	@ Boston	0:08	11-10
Brett Hull	Mar. 16, 1989	3-4	vs. St. Louis	3:21	11-11
Mario Lemieux	Apr. 2, 1989	5-6	vs. Pittsburgh	3:38	11-12
Doug Smail	Nov. 18, 1989	0-1	vs. Winnipeg	1:32	11-13
Ron Sutter	Dec. 7, 1989	4-3	vs. Buffalo	0:24	12-13
Kirk Muller	Dec. 22, 1989	4-5	vs. New Jersey	1:18	12-14
Gino Cavallini	Jan. 4, 1990	4-5	@ St. Louis	2:44	12-15
Brian Leetch	Jan. 14, 1990	3-4	@ NY Rangers	1:16	12-16
Dan Quinn	Jan. 18, 1990	2-3	vs. Vancouver	3:39	12-17
Mike Bullard	Feb. 3, 1990	7-6	vs. Minnesota	4:51	13-17
Murray Baron	Mar. 13, 1991	5-4	@ Vancouver	3:09	14-17
Donald Audette	Nov. 8, 1991	3-4	@ Buffalo	1:29	14-18
Brad Jones	Dec. 22, 1991	4-3	vs. Washington	1:10	15-18
Vlacheslav Fetisov	Feb. 18, 1992	3-4	@ New Jersey	1:42	15-19
Tony Amonte	Feb. 23, 1992	1-2	@ NY Rangers	4:21	15-20
Rod Brind'Amour	Mar. 12, 1992	5-4	vs. Calgary	1:54	16-20
Andrew Cassels	Apr. 15, 1992	3-4	vs. Hartford	1:38	16-21
Kevin Dineen	Nov. 14, 1992	4-3	@ Montreal	0:48	17-21
Claude Boivin	Dec. 3, 1992	3-2	vs. Quebec	2:03	18-21
Jaromir Jagr	Dec. 17, 1992	4-5	vs. Pittsburgh	2:50	18-22
Ric Nattress	Jan. 24, 1993	5-4	vs. Hartford	2:37	19-22
Bob Sweeney	Jan. 26, 1993	3-4	vs. Buffalo	2:23	19-23
Dimitry Yushkevich	Apr. 16, 1993	5-4	@ Hartford	1:25	20-23
Pierre Turgeon	Nov. 21, 1993	4-5	vs. NY Islanders	0:24	20-24
Kevin Dineen	Nov. 27, 1993	4-3	@ Tampa Bay	0:34	21-24
Guy Carbonneau	Jan. 30, 1994	4-5	@ Montreal	2:29	21-25
Sergei Makarov	Feb. 3, 1994	2-3	vs. San Jose	3:13	21-26
Eric Lindros	Feb. 10, 1994	4-3	vs. Florida	0:50	22-26
Rod Brind'Amour	Feb. 24, 1994	5-4	vs. NY Islanders	1:25	23-26
Neal Broten	Mar. 8, 1994	3-4	vs. Dallas	2:43	23-27
Garry Valk	Mar. 27, 1994	2-3	vs. Anaheim	0:24	23-28
Ray Ferraro	Feb. 2, 1995	4-5	vs. NY Islanders	1:43	23-29
Eric Lindros	Mar. 18, 1995	4-3	@ Florida	2:13	24-29
Rod Brind'Amour	Apr. 16, 1995	4-3	vs. Pittsburgh	1:30	25-29
John LeClair	Apr. 22, 1995	4-3	@ New Jersey	0:54	26-29
Chris Therien	Nov. 19, 1995	3-2	vs. Vancouver	0:32	27-29
Kevin Haller	Nov. 29, 1995	2-1	@ Florida	4:30	28-29
Bill Guerin	Dec. 19, 1995	4-5	@ New Jersey	2:13	28-30
Steve Konowalchuk	Jan. 28, 1996	2-3	@ Washington	4:20	28-31
Eric Desjardins	Feb. 1, 1996	3-2	vs. Montreal	4:30	29-31
Bill Guerin	Mar. 10, 1996	2-3	vs. New Jersey	3:45	29-32
Bob Corkum	Mar. 29, 1996	6-5	@ Buffalo	3:50	30-32
Rod Brind'Amour	Oct. 10, 1996	5-4	vs. Los Angeles	0:33	31-32
Eric Lindros	Feb. 22, 1997	4-3	@ Florida	4:03	32-32
Fredrik Olausson	Mar. 8, 1997	2-3	@ Pittsburgh	0:19	32-33
Mike Peca	Mar. 11, 1997	2-3	@ Buffalo	0:42	32-34
Eric Lindros	Mar. 13, 1997	5-4	vs. Edmonton	4:16	33-34
Eric Lindros	Oct. 13, 1997	3-2	@ San Jose	1:49	34-34
Michal Pivonka	Jan. 31, 1998	2-3	vs. Washington	2:23	34-35
Alexandre Daigle	Mar. 8, 1998	4-3	vs. Pittsburgh	4:03	35-35
Shjon Podein	Mar. 22, 1998	5-4	vs. NY Rangers	4:39	36-35
Keith Jones	Nov. 22, 1998	2-1	@ Florida	0:26	37-35
Dave Andreychuk	Dec. 10, 1998	4-5	vs. New Jersey	1:18	37-36
Valeri Zelepukin	Dec. 29, 1998	4-3	@ Calgary	1:57	38-36
Wendel Clark	Mar. 28, 1999	2-3	@ Detroit	2:26	38-37
Bobby Holik	Apr. 16, 1999	2-3	@ New Jersey	3:27	38-38
Brian Savage	Oct. 14, 1999	4-5	vs. Montreal	3:22	38-39
Valeri Zelepukin	Oct. 28, 1999	5-4	vs. Colorado	4:51	39-39
Mark Recchi	Nov. 26, 1999	3-2	vs. Toronto	4:08	40-39
Adam Burt	Dec. 29, 1999	3-2	@ Vancouver	2:34	41-39
John LeClair	Feb. 12, 2000	3-2	vs. Buffalo	2:26	42-39



ALL-TIME OVERTIME

GOAL SCORER	DATE	SCORE	OPPONENT	TIME	RECORD
Luke Richardson	Feb. 24, 2000	4-3	vs. Pittsburgh	4:51	43-39
Mariusz Czerkawski	Mar. 5, 2000	3-4	vs. NY Islanders	0:59	43-40
Eric Desjardins	Mar. 8, 2000	3-2	@ Tampa Bay	3:49	44-40
Jozef Stumpel	Mar. 23, 2000	2-3	vs. Los Angeles	1:20	44-41
Mark Recchi	Nov. 15, 2000	2-1	@ Toronto	3:26	45-41
Dan McGillis	Nov. 17, 2000	3-2	@ Atlanta	1:01	46-41
Dan McGillis	Dec. 23, 2000	2-1	vs. Carolina	3:50	47-41
Keith Primeau	Jan. 8, 2001	2-1	@ St. Louis	1:59	48-41
Theoren Fleury	Jan. 16, 2001	3-4	@ NY Rangers	2:46	48-42
Roman Hamrlik	Feb. 22, 2001	3-4	@ NY Islanders	4:42	48-43
Brian Savage	Apr. 5, 2001	2-3	@ Montreal	3:49	48-44
John LeClair	Apr. 7, 2001	4-3	vs. Pittsburgh	4:39	49-44
John LeClair	Nov. 10, 2001	3-2	@ Florida	4:17	50-44
Jozef Stumpel	Nov. 29, 2001	2-3	vs. Boston	3:22	50-45
Mark Recchi	Dec. 22, 2001	4-3	vs. Carolina	0:27	51-45
Denis Arhipov	Jan. 24, 2002	2-3	vs. Nashville	1:16	51-46
Marty Murray	Jan. 29, 2002	3-2	vs. Pittsburgh	1:47	52-46
Michael Peca	Feb. 12, 2002	0-1	vs. NY Islanders	4:51	52-47
John LeClair	Nov. 5, 2002	2-1	@ Carolina	1:56	53-47
Justin Williams	Nov. 30, 2002	2-1	@ Montreal	4:53	54-47
Brian Gionta	Dec. 2, 2002	0-1	vs. New Jersey	2:51	54-48
Michal Handzus	Dec. 5, 2002	3-2	vs. NY Rangers	4:23	55-48
Eric Desjardins	Dec. 27, 2002	2-1	@ Colorado	1:38	56-48
Brian Rolston	Jan. 25, 2003	0-1	@ Boston	0:31	56-49
Michal Handzus	Feb. 13, 2003	4-3	@ St. Louis	2:02	57-49
Jeremy Roenick	Mar. 1, 2003	3-2	@ Boston	1:00	58-49
Peter Forsberg	Mar. 8, 2003	1-2	vs. Colorado	0:26	58-50
Peter Bondra	Mar. 10, 2003	1-2	@ Washington	0:21	58-51
Rob Niedermayer	Oct. 22, 2003	3-4	@ Anaheim	1:10	58-52
Marcus Ragnarsson	Nov. 8, 2003	2-1	@ NY Rangers	1:01	59-52
Simon Gagne	Nov. 13, 2003	4-3	vs. Vancouver	1:47	60-52
Dean McAmmond	Dec. 16, 2003	2-3	vs. Calgary	3:33	60-53
Martin St. Louis	Dec. 18, 2003	4-5	vs. Tampa Bay	2:03	60-54
Milan Hejduk	Dec. 27, 2003	2-3	@ Colorado	1:42	60-55
Valeri Bure	Jan. 8, 2004	3-4	vs. Florida	2:56	60-56
Glen Murray	Feb. 28, 2004	2-3	@ Boston	1:21	60-57
Mike Rathje	Oct. 14, 2005	6-5	vs. Pittsburgh	3:17	61-57
Mike Ribeiro	Oct. 25, 2005	2-3	@ Montreal	2:28	61-58
Joni Pitkanen	Oct. 27, 2005	5-4	vs. Florida	1:13	62-58
Joni Pitkanen	Nov. 8, 2005	4-3	vs. Boston	1:55	63-58
Sidney Crosby	Nov. 16, 2005	2-3	vs. Pittsburgh	4:13	63-59
Greg de Vries	Nov. 18, 2005	5-6	vs. Atlanta	3:05	63-60
Sami Kapanen	Dec. 28, 2005	4-3	@ Atlanta	0:13	64-60
Sami Kapanen	Dec. 29, 2005	4-3	@ Carolina	1:27	65-60
Simon Gagne	Jan. 5, 2006	4-3	@ NY Rangers	0:07	66-60
Alex Tanguay	Jan. 14, 2006	3-4	vs. Colorado	4:14	66-61
Joni Pitkanen	Jan. 30, 2006	3-2	@ NY Rangers	1:28	67-61
Jaromir Jagr	Feb. 4, 2006	3-4	vs. NY Rangers	1:24	67-62
Daniel Briere	Nov. 11, 2006	4-5	@ Buffalo	0:21	67-63
Wade Redden	Nov. 22, 2006	2-3	vs. Ottawa	4:39	67-64
Brad Lukowich	Feb. 1, 2007	5-6	vs. New Jersey	4:10	67-65
Simon Gagne	Feb. 10, 2007	4-3	vs. St. Louis	0:27	68-65
Glen Wesley	Feb. 22, 2007	2-3	@ Carolina	0:16	68-66
Trent Hunter	Feb. 27, 2007	5-6	@ NY Islanders	4:29	68-67
Scottie Upshall	Mar. 1, 2007	4-3	@ Boston	4:50	69-67
Simon Gagne	Mar. 6, 2007	5-4	vs. New Jersey	1:47	70-67
Bryan McCabe	Apr. 3, 2007	2-3	@ Toronto	2:18	70-68
Simon Gagne	Oct. 20, 2007	3-2	vs. Carolina	0:48	71-68
Nicklas Backstrom	Nov. 23, 2007	3-4	vs. Washington	1:55	71-69
Aaron Ward	Jan. 12, 2008	3-4	vs. Boston	0:43	71-70
Scott Hartnell	Jan. 29, 2008	3-2	vs. Los Angeles	4:31	72-70
Olli Jokinen	Feb. 23, 2008	1-2	vs. Florida	3:44	72-71
Pavel Kubina	Mar. 11, 2008	3-4	@ Toronto	4:04	72-72
Aaron Ward	Mar. 15, 2008	2-3	@ Boston	2:17	72-73
Michael Richards	Mar. 25, 2008	2-1	@ NY Rangers	2:16	73-73
Pascal Dupuis	Oct. 14, 2008	2-3	@ Pittsburgh	4:49	73-74
Dan Boyle	Oct. 18, 2008	4-5	@ San Jose	1:25	73-75
Jeff Carter	Oct. 25, 2008	3-2	vs. New Jersey	3:44	74-75
Jeff Carter	Oct. 30, 2008	3-2	vs. NY Islanders	4:37	75-75
Michael Richards	Nov. 22, 2008	4-3	vs. Phoenix	1:35	76-75
Sergei Samsonov	Nov. 28, 2008	2-3	vs. Carolina	3:53	76-76
Michael Richards	Dec. 2, 2008	4-3	vs. Tampa Bay	2:05	77-76
Patrik Elias	Dec. 4, 2008	2-3	vs. New Jersey	2:46	77-77
Jeff Carter	Dec. 6, 2008	2-1	@ Carolina	3:34	78-77
Randy Jones	Feb. 7, 2009	4-3	@ Boston	3:00	79-77
Mathieu Schneider	Feb. 27, 2009	3-4	vs. Montreal	3:21	79-78
Danny Briere	Oct. 6, 2009	6-5	vs. Washington	3:52	80-78
Marco Sturm	Jan. 1, 2010	1-2	@ Boston	1:57	80-79
Simon Gagne	Feb. 10, 2010	3-2	@ New Jersey	3:27	81-79
Tim Connolly	Mar. 5, 2010	2-3	@ Buffalo	2:31	81-80
Kyle Brodziak	Mar. 25, 2010	3-4	vs. Minnesota	2:33	81-81

ALL-TIME OVERTIME

GOAL SCORER	DATE	SCORE	OPPONENT	TIME	RECORD
Carlo Colaiacovo	Oct. 9, 2010	1-2	@ St. Louis	1:47	81-82
Mike Green	Nov. 7, 2010	2-3	@ Washington	0:29	81-83
Michael Richards	Dec. 11, 2010	2-1	@ Boston	4:57	82-83
Andrej Meszaros	Jan. 18, 2011	3-2	vs. Washington	1:07	83-83
Shane Doan	Feb. 22, 2011	2-3	vs. Phoenix	2:41	83-84
Andrej Meszaros	Feb. 24, 2011	4-3	vs. N.Y. Islanders	4:42	84-84
Ron Hainsey	Mar. 12, 2011	4-5	vs. Atlanta	1:17	84-85
Thomas Vanek	Apr. 8, 2011	3-4	@ Buffalo	1:16	84-86
Jack Johnson	Oct. 15, 2011	2-3	vs. Los Angeles	1:39	84-87
Brett Connolly	Nov. 9, 2011	1-2	@ Tampa Bay	2:30	84-88
Danny Briere	Nov. 23, 2011	4-3	@ NY Islanders	2:34	85-88
Claude Giroux	Dec. 2, 2011	4-3	@ Anaheim	3:29	86-88
Claude Giroux	Dec. 7, 2011	5-4	@ Buffalo	2:37	87-88
Danny Briere	Jan. 7, 2012	3-2	vs. Ottawa	4:54	88-88
Jaromir Jagr	Feb. 21, 2012	5-4	@ Winnipeg	4:16	89-88
Scott Hartnell	Mar. 18, 2012	3-2	vs. Pittsburgh	4:59*	90-88
Danny Briere	Feb. 9, 2013	4-3	vs. Carolina	1:47	91-88
Tyler Kennedy	Mar. 24, 2013	1-2	@ Pittsburgh	2:33	91-89
Ruslan Fedotenko	Mar. 31, 2013	5-4	vs. Washington	1:34	92-89
Manny Malhotra	Nov. 5, 2013	2-1	@ Carolina	2:40	92-90
Brayden Schenn	Jan. 7, 2014	3-2	@ New Jersey	1:50	93-90
Vincent Lecavalier	March 2, 2014	5-4	@ Washington	2:45	94-90
Joffrey Lupul	March 8, 2014	4-3	@ Toronto	2:21	94-91
Claude Giroux	March 18, 2014	3-2	vs. Chicago	4:55	95-91
Mark Streit	April 12, 2014	4-3	@ Pittsburgh	2:10	96-91
Claude Giroux	Oct. 18, 2014	6-5	@ Dallas	2:49	97-91
Brayden Schenn	Oct. 28, 2014	3-2	vs. Los Angeles	2:36	98-91
Kevin Connauton	Dec. 9, 2014	2-3	@ Columbus	1:58	98-92
Jakub Voracek	Dec. 21, 2014	4-3	@ Winnipeg	0:10	99-92
Ryan O'Reilly	Dec. 31, 2014	3-4	@ Colorado	4:40	99-93
Jakub Voracek	Jan. 8, 2015	3-2	vs. Washington	1:28	100-93
Claude Giroux	Jan. 20, 2015	3-2	vs. Pittsburgh	3:57	101-93
David Desharnais	Feb. 10, 2015	1-2	@ Montreal	3:27	101-94
Artem Anisimov	Feb. 13, 2015	3-4	@ Columbus	2:17	101-95
Jiri Hudler	Mar. 3, 2015	2-3	vs. Calgary	1:23	101-96
Brad Marchand	Mar. 7, 2015	2-3	@ Boston	3:52	101-97
Ryan Nugent-Hopkins	Mar. 21, 2015	4-5	@ Edmonton	2:46	101-98
Jason Garrison	Oct. 8, 2015	2-3	@ Tampa Bay	2:17	101-99
Claude Giroux	Oct. 21, 2015	5-4	@ Boston	2:09	102-99
Zemgus Girgensons	Oct. 27, 2015	3-4	vs. Buffalo	2:29	102-100
Mikael Backlund	Nov. 5, 2015	1-2	@ Calgary	0:35	102-101
Jakub Voracek	Nov. 14, 2015	3-2	@ Carolina	0:37	103-101
Melker Karlsson	Nov. 19, 2015	0-1	vs. San Jose	3:45	103-102
Shayne Gostisbehere	Nov. 23, 2015	3-2	vs. Carolina	0:24	104-102
Shayne Gostisbehere	Nov. 27, 2015	3-2	vs. Nashville	4:08	105-102
Matt Read	Dec. 4, 2015	4-3	@ New Jersey	3:24	106-102
Shayne Gostisbehere	Dec. 15, 2015	4-3	vs. Carolina	1:42	107-102
Michael Del Zotto	Jan. 7, 2016	4-3	@ Minnesota	4:23	108-102
Jakub Voracek	Jan. 27, 2016	4-3	@ Washington	0:38	109-102
Adam Henrique	Feb. 13, 2016	1-2	vs. New Jersey	2:58	109-103
Shayne Gostisbehere	Feb. 20, 2016	5-4	@ Toronto	0:29	110-103
Claude Giroux	Mar. 28, 2016	3-2	vs. Winnipeg	4:46	111-103
Jake Gardiner	Apr. 7, 2016	3-4	vs. Toronto	2:51	111-104
Oliver Ekman-Larsson	Oct. 15, 2016	3-4	@ Arizona	3:12	111-105
Jakub Voracek	Nov. 2, 2016	4-3	vs. Detroit	1:41	112-105
Claude Giroux	Dec. 1, 2016	3-2	@ Ottawa	0:40	113-105
Jakub Voracek	Dec. 6, 2016	3-2	vs. Florida	4:51	114-105
Brayden Schenn	Dec. 11, 2016	1-0	@ Detroit	2:44	115-105
Nick Foligno	Jan. 8, 2017	1-2	@ Columbus	2:33	115-106
Claude Giroux	Jan. 22, 2017	3-2	@ NY Islanders	3:20	116-106
Jeff Carter	Feb. 4, 2017	0-1	vs. Los Angeles	2:35	116-107
Wayne Simmonds	Feb. 11, 2017	2-1	vs. San Jose	1:04	117-107
Nicklas Backstrom	Mar. 4, 2017	1-2	@ Washington	3:25	117-108
Brayden Schenn	Mar. 19, 2017	4-3	vs. Carolina	0:38	118-108
John Moore	Apr. 4, 2017	0-1	@ New Jersey	0:59	118-109
Wayne Simmonds	Oct. 7, 2017	3-2	@ Anaheim	0:44	119-109
Alex Goligoski	Oct. 30, 2017	3-4	vs. Arizona	4:45	119-110
Michael Frolik	Nov. 18, 2017	4-5	vs. Calgary	1:18	119-111
Josh Bailey	Nov. 22, 2017	3-4	@ NY Islanders	0:32	119-112
Nick Leddy	Nov. 24, 2017	4-5	vs. NY Islanders	2:44	119-113
Sidney Crosby	Nov. 27, 2017	4-5	@ Pittsburgh	1:48	119-114
Shayne Gostisbehere	Dec. 16, 2017	2-1	vs. Dallas	3:50	120-114
Sean Couturier	Jan. 18, 2018	3-2	vs. Toronto	0:18	121-114
Travis Konecny	Jan. 21, 2018	2-1	@ Washington	0:27	122-114
Travis Konecny	Jan. 23, 2018	3-2	@ Detroit	0:27	123-114
Jordan Weal	Feb. 6, 2018	2-1	@ Carolina	4:56	124-114
Sean Couturier	Feb. 16, 2018	2-1	@ Columbus	1:52	125-114
Jakub Voracek	Feb. 20, 2018	3-2	vs. Montreal	1:26	126-114
Bryan Rust	Mar. 25, 2018	4-5	@ Pittsburgh	2:25	126-115
Alexander Radulov	Mar. 27, 2018	2-3	@ Dallas	0:40	126-116
Claude Giroux	Apr. 1, 2018	4-3	vs. Boston	3:39	127-116



ALL-TIME OVERTIME

GOAL SCORER	DATE	SCORE	OPPONENT	TIME	RECORD
Timo Meier	Nov. 3, 2018	3-4	@ San Jose	0:13	127-117
Shayne Gostisbehere	Nov. 8, 2018	5-4	vs. Arizona	1:01	128-117
Anthony Cirelli	Nov. 17, 2018	5-6	vs. Tampa Bay	1:47	128-118
Seth Jones	Dec. 6, 2018	3-4	@ Columbus	0:10	128-119
Johnny Gaudreau	Dec. 12, 2018	5-6	@ Calgary	0:35	128-120
Alex Killorn	Dec. 27, 2018	5-6	@ Tampa Bay	0:18	128-121
TJ Brodie	Jan. 5, 2019	2-3	vs. Calgary	1:59	128-122
Travis Sanheim	Jan. 31, 2019	3-2	@ Boston	2:56	129-122
Nolan Patrick	Feb. 2, 2019	5-4	vs. Edmonton	2:01	130-122
Travis Konecny	Feb. 16, 2019	6-5	vs. Detroit	1:27	131-122
Claude Giroux	Feb. 23, 2019	4-3	vs. Pittsburgh	1:59	132-122
Seth Jones	Feb. 28, 2019	3-4	@ Columbus	4:27	132-123
Sean Couturier	Mar. 17, 2019	2-1	@ Pittsburgh	4:56	133-123
Sean Couturier	Nov. 7, 2019	3-2	vs. Montreal	0:55	134-123
Ivan Provorov	Nov. 30, 2019	4-3	@ Montreal	0:31	135-123
Kevin Hayes	Dec. 29, 2019	2-1	@ Anaheim	3:53	136-123
Dougie Hamilton	Jan. 7, 2020	5-4	@ Carolina	1:56	136-124
Jakub Voracek	Jan. 15, 2020	4-3	@ St. Louis	3:33	137-124
Sidney Crosby	Jan. 31, 2020	4-3	@ Pittsburgh	0:55	137-125
Kevin Hayes	Feb. 20, 2020	4-3	@ Columbus	3:51	138-125
Scott Laughton	Jan. 30, 2021	3-2	vs. NY Islanders	3:16	139-125
Kevin Hayes	Jan. 31, 2021	4-3	vs. NY Islanders	4:22	140-125
Patrice Bergeron	Feb. 3, 2021	4-3	vs. Boston	0:31	140-126
Jakub Voracek	Mar. 15, 2021	5-4	@ NY Rangers	3:47	141-126
Anthony Beauvillier	Mar. 22, 2021	2-1	vs. NY Islanders	3:41	141-127
Ivan Provorov	Mar. 29, 2021	4-3	@ Buffalo	0:42	142-127
Travis Sanheim	Apr. 5, 2021	3-2	@ Boston	3:08	143-127
Nick Leddy	Apr. 18, 2021	1-0	vs. NY Islanders	2:23	143-128
Conor Sheary	May 8, 2021	2-1	@ Washington	4:00	143-129
Kris Letang	Nov. 4, 2021	3-2	@ Pittsburgh	1:54	143-130
Cam Atkinson	Nov. 16, 2021	2-1	vs. Calgary	0:45	144-130
Aaron Ekblad	Nov. 24, 2021	2-1	@ Florida	2:39	144-131
Travis Sanheim	Dec. 18, 2021	4-3	vs. Ottawa	1:35	145-131
Ivan Provorov	Dec. 29, 2021	3-2	@ Seattle	2:14	146-131
Tomas Hertl	Dec. 30, 2021	3-2	@ San Jose	4:29	146-132
Tomas Hertl	Jan. 8, 2022	3-2	vs. San Jose	0:24	146-133
Scott Laughton	Jan. 29, 2022	4-3	vs. Los Angeles	2:22	147-133
Kris Letang	Feb. 15, 2022	5-4	@ Pittsburgh	0:31	147-134
Brett Pesce	Feb. 21, 2022	4-3	vs. Carolina	4:42	147-135
Cole Caufield	Mar. 13, 2022	4-3	vs. Montreal	2:10	147-136
Brent Burns	Oct. 29, 2022	4-3	vs. Carolina	4:06	147-137
Chris Kreider	Nov. 1, 2022	1-0	@ NY Rangers	4:07	147-138
Vladislav Gavrikov	Nov. 15, 2022	5-4	@ Columbus	3:14	147-139
Alex Ovechkin	Nov. 23, 2022	3-2	@ Washington	1:04	147-140
Jonathan Marchessault	Dec. 9, 2022	2-1	@ Vegas	3:21	147-141
Clayton Keller	Dec. 11, 2022	5-4	@ Arizona	4:37	147-142
Tony DeAngelo	Dec. 29, 2022	4-3	@ San Jose	1:10	148-142
Kevin Fiala	Jan. 24, 2023	4-3	vs. Los Angeles	1:09	148-143
Mats Zuccarello	Jan. 26, 2023	3-2	@ Minnesota	2:08	148-144
Matt Duchene	Feb. 11, 2023	2-1	vs. Nashville	0:34	148-145
Vladimir Tarasenko	Mar. 1, 2023	3-2	vs. NY Rangers	2:32	148-146
Sebastian Aho	Mar. 18, 2023	5-4	vs. Carolina	0:28	148-147
Alex DeBrincat	Mar. 30, 2023	5-4	@ Ottawa	1:36	148-148
Owen Tippett	Apr. 11, 2023	4-3	vs. Columbus	4:44	149-148
Ivan Provorov	Apr. 13, 2023	5-4	@ Chicago	3:09	150-148
Joe Pavelski	Oct. 21, 2023	5-4	@ Dallas	2:13	150-149
Sean Couturier	Nov. 18, 2023	4-3	vs. Vegas	1:00	151-149
Luke Hughes	Nov. 30, 2023	4-3	vs. New Jersey	0:28	151-150
Sean Couturier	Dec. 4, 2023	2-1	vs. Pittsburgh	3:55	152-150
Filip Forsberg	Dec. 12, 2023	3-2	@ Nashville	0:18	152-151
Owen Tippett	Dec. 19, 2023	3-2	@ New Jersey	3:25	153-151
Justin Schultz	Dec. 29, 2023	2-1	@ Seattle	2:35	153-152
Joel Farabee	Jan. 12, 2024	4-3	@ Minnesota	3:36	154-152
William Nylander	Feb. 15, 2024	4-3	@ Toronto	0:54	154-153
Seth Jarvis	Mar. 21, 2024	3-2	@ Carolina	1:28	154-154
Adam Fox	Mar. 26, 2024	6-5	@ NY Rangers	0:36	154-155
Brock Nelson	Apr. 1, 2024	4-3	vs. NY Islanders	1:24	154-156

*Goal scored with 0:00.9 remaining; is the franchise record for latest overtime goal.

- For Flyers playoff overtime decisions, see Flyers Playoff Section

ALL-TIME INDIVIDUAL SHOOTOUT

FLYERS ALL-TIME SHOOTOUT SCORING					
PLAYER	GOALS	SHOTS	SHOOTING%	GDG	GDG DATE
Jason Akeson	0	1	0.0%		
Cam Atkinson	0	2	0.0%		
Danny Briere	12	33	36.4%	4	2/25/08, 3/29/08, 12/26/09, 11/20/10
Bobby Brink	1	4	25.0%	1	12/14/23
Kyle Calder	0	1	0.0%		
Jeff Carter	3	19	15.8%		
Nick Cousins	3	11	27.3%	1	
Sean Couturier	14	46	30.4%	8	2/26/18, 3/27/19, 11/1/19, 11/9/19, 12/21/19, 3/9/21, 4/15/21, 12/2/23, 12/14/23, 1/10/24
Joel Farabee	1	6	16.7%	1	11/10/19
Tyson Foerster	1	6	16.7%	1	11/25/23
Peter Forsberg	4	12	33.3%	1	10/26/06
Morgan Frost	2	7	28.6%		3/4/24
Simon Gagne	5	19	26.3%	3	3/8/06, 12/11/08, 1/16/09
Sam Gagner	2	6	33.3%		
Claude Giroux	30	102	29.4%	9	10/22/09, 4/11/10, 1/24/12, 3/10/12, 3/15/13, 10/24/15, 10/25/16, 11/3/16, 1/12/17
Shayne Gostisbehere	1	6	16.7%	1	11/29/2016
Michal Handzus	2	4	50.0%	1	12/26/05
Scott Hartnell	0	1	0.0%		
Kevin Hayes	2	7	28.6%	2	4/25/21, 4/3/22
Jaromir Jagr	0	1	0.0%		
Sami Kapanen	0	1	0.0%		
Mike Knuble	0	3	0.0%		
Travis Konecny	2	18	11.1%	1	1/13/2020
Scott Laughton	0	4	0.0%		
Vincent Lecavalier	2	12	16.7%	2	11/30/13, 12/30/13
Ville Leino	2	4	50.0%	1	3/19/11
Oskar Lindblom	0	1	0.0%		
Joffrey Lupul	1	3	33.3%		
Roman Lyubimov	0	1	0.0%		
Gerry Mayhew	0	1	0.0%		
Evgeny Medvedev	0	1	0.0%		
Freddy Meyer	0	1	0.0%		
Petr Nedved	1	5	20.0%	1	3/6/06
Nolan Patrick	3	11	27.3%	2	2/10/18, 12/23/18
Joni Pitkanen	0	1	0.0%		
Ivan Provorov	0	3	0.0%		
Mika Pyorala	1	1	100.0%	1	11/7/09
Michael Raffl	1	5	20.0%	1	12/28/13
Matt Read	6	22	27.3%	1	2/25/12
Michael Richards	11	37	29.7%	4	12/6/05, 3/21/08, 1/2/09, 3/28/09
Randy Robitaille	0	1	0.0%		
Stefan Ruzicka	0	1	0.0%		
Geoff Sanderson	0	1	0.0%		
Brayden Schenn	1	12	8.3%		
Jon Sim	0	1	0.0%		
Wayne Simmonds	7	24	29.2%	4	3/22/12, 1/5/15, 1/27/15, 12/21/16
Kimmo Timonen	2	8	25.0%	1	2/15/11
Owen Tippett	0	3	0.0%		
R.j. Umberger	0	1	0.0%		
Scottie Upshall	0	2	0.0%		
James Van Riemsdyk	3	10	30.0%	2	2/9/23, 3/23/23
Kris Versteeg	0	2	0.0%		
Jakub Voracek	15	48	31.3%	3	2/21/15, 1/17/16, 3/2/17
Jordan Weal	5	11	45.5%	2	3/28/17, 10/16/18
Nikolay Zherdev	1	2	50.0%		
TEAM TOTALS	147	556	26.4%	59	

GOALTENDER	GAMES	WON	LOST	GA	SA	SAVE %
Steve Mason	34	12	22	44	129	0.659
Carter Hart	20	7	13	21	66	0.682
Antero Niittymaki	17	6	11	22	66	0.667
Martin Biron	14	4	10	20	40	0.500
Ilya Bryzgalov	11	4	7	18	34	0.471
Michal Neuvirth	10	5	5	8	34	0.765
Ray Emery	9	2	7	13	30	0.567
Brian Elliott	8	4	4	11	31	0.645
Brian Boucher	8	3	5	12	27	0.556
Sergei Bobrovsky	8	2	6	13	25	0.480
Sam Ersson	6	4	2	4	19	0.789
Robert Esche	4	1	3	6	10	0.400
Michael Leighton	2	2	0	0	4	1.000
Anthony Stolarz	2	0	2	5	9	0.444
Martin Jones	1	1	0	0	3	1.000
Rob Zapp	1	1	0	0	2	1.000
Cal Heeter	1	0	1	1	2	0.500
Alex Lyon	1	0	1	1	3	0.667
Calvin Pickard	1	1	0	1	3	0.667
TEAM TOTALS	158	59	99	200	537	0.674

Active Players In Bold

* On 2/10/18, Brian Elliott was injured in the second shootout round vs. ARI and was replaced by Michael Neuvirth. Elliott was credited for a shootout appearance but did not record a decision; it is reflected in Elliott's totals but not in the team totals. Neuvirth made five consecutive saves and became the first NHL goaltender to win when entering a shootout in relief.



ALL-TIME SHOOTOUT

ALL-TIME TOTALS

	TOTAL GP	W	L	GOALS	SHOTS	SHOOTING %	GA	SHOTS AGAINST	SAVE PCT.
Home	85	31	54	81	311	26.0%	111	298	0.628
Road	75	29	46	67	247	27.1%	93	256	0.637
Overall	160	60	100	148	558	26.5%	204	554	0.632

2023-24

	Total GP	W	L	Goals	Shots	Shooting %	GA	Shots Against	Save Pct.
Home	3	2	1	2	9	22.2%	2	10	0.800
Road	4	2	2	4	13	30.7%	4	12	0.667
Overall	7	4	3	6	22	27.3%	6	22	0.727

2022-23

	Total GP	W	L	Goals	Shots	Shooting %	GA	Shots Against	Save Pct.
Home	2	2	0	3	6	50.0%	1	6	0.833
Road	1	0	1	0	3	0.0%	1	3	0.667
Overall	3	2	1	3	9	33.3%	2	9	0.778

2021-22

	Total GP	W	L	Goals	Shots	Shooting %	GA	Shots Against	Save Pct.
Home	3	0	3	0	13	0.0%	5	13	0.615
Road	2	1	1	1	6	16.7%	1	5	0.800
Overall	5	1	4	1	19	5.3%	6	18	0.667

2020-21 (56-game season)

	Total GP	W	L	Goals	Shots	Shooting %	GA	Shots Against	Save Pct.
Home	3	2	1	6	11	54.5%	4	10	0.600
Road	4	1	3	2	14	14.3%	4	15	0.733
Overall	7	3	4	8	25	32.0%	8	25	0.680

2019-20 (69-game season)

	Total GP	W	L	Goals	Shots	Shooting %	GA	Shots Against	Save Pct.
Home	5	1	4	3	24	12.5%	7	22	0.682
Road	5	4	1	6	14	42.9%	3	15	0.800
Overall	10	5	5	9	38	23.7%	10	37	0.730

2018-19

	Total GP	W	L	Goals	Shots	Shooting %	GA	Shots Against	Save Pct.
Home	3	2	1	5	14	35.7%	4	14	0.714
Road	1	1	0	1	4	25.0%	0	4	1.000
Overall	4	3	1	6	18	33.3%	4	18	0.778

2017-18

	Total GP	W	L	Goals	Shots	Shooting %	GA	Shots Against	Save Pct.
Home	3	0	3	1	12	8.3%	4	11	0.636
Road	6	2	4	6	25	24.0%	9	26	0.654
Overall	9	2	7	7	37	18.9%	13	37	0.649

2016-17

	Total GP	W	L	Goals	Shots	Shooting %	GA	Shots Against	Save Pct.
Home	10	6	4	11	39	28.2%	8	37	0.784
Road	2	1	1	2	7	28.6%	2	8	0.750
Overall	12	7	5	13	46	28.3%	10	45	0.778

2015-16

	Total GP	W	L	Goals	Shots	Shooting %	GA	Shots Against	Save Pct.
Home	6	2	4	4	16	25.0%	6	13	0.538
Road	5	1	4	4	21	19.0%	8	21	0.619
Overall	11	3	8	8	37	21.6%	14	34	0.588

2014-15

	Total GP	W	L	Goals	Shots	Shooting %	GA	Shots Against	Save Pct.
Home	9	3	6	10	40	25.0%	12	40	0.700
Road	5	0	5	2	13	15.4%	9	13	0.308
Overall	14	3	11	12	53	22.6%	21	53	0.604

2013-14

	Total GP	W	L	Goals	Shots	Shooting %	GA	Shots Against	Save Pct.
Home	3	0	3	3	15	20.0%	6	14	0.571
Road	8	3	5	8	24	33.3%	11	27	0.593
Overall	11	3	8	11	39	28.2%	17	41	0.585

ALL-TIME SHOOTOUT

2014-13 (48 game season)

	Total GP	W	L	Goals	Shots	Shooting %	GA	Shots Against	Save Pct.
Home	3	1	2	3	9	33.3%	5	9	0.444
Road	0	0	0	0	0	-	0	0	-
Overall	3	1	2	3	9	33.3%	5	9	0.444

2011-12

	Total GP	W	L	Goals	Shots	Shooting %	GA	Shots Against	Save Pct.
Home	6	1	5	5	18	27.8%	10	16	0.375
Road	5	3	2	8	16	50.0%	7	17	0.588
Overall	11	4	7	13	34	38.2%	17	33	0.485

2010-11

	Total GP	W	L	Goals	Shots	Shooting %	GA	Shots Against	Save Pct.
Home	5	0	5	4	14	28.6%	11	14	0.214
Road	5	3	2	6	21	28.6%	6	23	0.739
Overall	10	3	7	10	35	28.6%	17	37	0.541

2009-10

	Total GP	W	L	Goals	Shots	Shooting %	GA	Shots Against	Save Pct.
Home	5	3	2	5	15	33.3%	5	14	0.643
Road	2	1	1	2	5	40.0%	1	4	0.750
Overall	7	4	3	7	20	35.0%	6	18	0.667

2008-09

	Total GP	W	L	Goals	Shots	Shooting %	GA	Shots Against	Save Pct.
Home	2	1	1	2	4	50.0%	2	4	0.500
Road	8	3	5	6	27	22.2%	9	31	0.710
Overall	10	4	6	8	31	25.8%	11	35	0.686

2007-08

	Total GP	W	L	Goals	Shots	Shooting %	GA	Shots Against	Save Pct.
Home	4	1	3	4	11	36.4%	5	9	0.444
Road	5	2	3	6	14	42.9%	8	14	0.429
Overall	9	3	6	10	25	40.0%	13	23	0.435

2006-07

	Total GP	W	L	Goals	Shots	Shooting %	GA	Shots Against	Save Pct.
Home	5	1	4	2	23	8.7%	7	23	0.696
Road	2	0	2	0	5	0.0%	3	5	0.400
Overall	7	1	6	2	28	7.1%	10	28	0.643

2005-06

	Total GP	W	L	Goals	Shots	Shooting %	GA	Shots Against	Save Pct.
Home	5	3	2	8	18	44.4%	7	19	0.632
Road	5	1	4	3	15	20.0%	7	13	0.462
Overall	10	4	6	11	33	33.3%	14	32	0.563



ALL-TIME SHOOTOUT VS. NHL

ALL-TIME SHOOTOUT RESULTS VS. NHL TEAMS [SINCE 2005]

ANAHEIM (1-4)

YEAR	DATE	H/R	RESULT	FINAL	SO	FLY	OPP	DECIDING GOAL	GOALTENDERS
2008-09	Jan. 2	@ ANA	W	5-4	1-0	1/2	0/3	Michael Richards	Biron/Giguere
2009-10	Oct. 10	vs. ANA	L	2-3	0-1	0/3	1/2	Teemu Selanne	Hiller/Emery
2014-15	Oct. 14	vs. ANA	L	3-4	1-2	1/4	2/4	William Karlsson	Andersen/Mason
2014-15	Dec. 3	@ ANA	L	4-5	1-2	1/3	2/2	Corey Perry	Andersen/Mason
2016-17	Jan. 1	@ ANA	L	3-4	1-2	1/5	2/5	Corey Perry	Gibson/Mason

ARIZONA (2-0)

YEAR	DATE	H/R	RESULT	FINAL	SO	FLY	OPP	DECIDING GOAL	GOALTENDERS
2014-15	Jan. 27	vs. ARI	W	4-3	1-0	1/3	0/3	Wayne Simmonds	Mason/Smith
2017-18	Feb. 10	@ ARI	W	4-3	2-1	2/6	1/5	Nolan Patrick	Neuvirth/Raanta

BOSTON (4-4)

YEAR	DATE	H/R	RESULT	FINAL	SO	FLY	OPP	DECIDING GOAL	GOALTENDERS
2009-10	Oct. 22	vs. BOS	W	4-3	1-0	1/3	0/3	Claude Giroux	Emery/Rask
2011-12	Jan. 22	vs. BOS	L	5-6	1-2	1/3	2/2	Tyler Seguin	Thomas/Bryzgalov
2011-12	Mar. 17	@ BOS	L	2-3	2-3	2/3	3/3	Patrice Bergeron	Thomas/Bryzgalov
2013-14	Mar. 30	vs. BOS	L	3-4	1-2	1/5	2/5	Reilly Smith	Rask/Mason
2016-17	Nov. 29	vs. BOS	W	3-2	2-1	2/9	1/9	Shayne Gostisbehere	Mason/Rask
2019-20	Nov. 10	@ BOS	W	3-2	1-0	1/2	0/3	Joel Farabee	Hart/Halak
2019-20	Jan. 13	vs. BOS	W	6-5	1-0	1/4	0/4	Travis Concney	Hart/Halak
2020-21	Jan. 21	@ BOS	L	4-5	0-1	0/3	1/3	Jake DeBrusk	Rask/Hart

BUFFALO (3-3)

YEAR	DATE	H/R	RESULT	FINAL	SO	FLY	OPP	DECIDING GOAL	GOALTENDERS
2005-06	Dec. 19	vs. BUF	L	1-2	1-2	1/4	2/4	Maxim Afinogenov	Miller/Niittymaki
2007-08	Dec. 22	vs. BUF	L	5-6	0-1	0/3	1/2	Ales Kotalik	Miller/Biron
2007-08	Feb. 25	@ BUF	W	4-3	2-1	2/3	1/3	Danny Briere	Biron/Miller
2014-15	Feb. 19	vs. BUF	L	2-3	1-2	1/4	2/4	Brian Flynn	Neuvirth/Emery
2016-17	Oct. 25	vs. BUF	W	4-3	2-0	2/3	0/2	Claude Giroux	Mason/Nilsson
2020-21	Mar. 9	vs. BUF	W	5-4	2-0	2/2	0/2	Sean Couturier	Elliott/Johansson

CALGARY (2-2)

YEAR	DATE	H/R	RESULT	FINAL	SO	FLY	OPP	DECIDING GOAL	GOALTENDERS
2005-06	Dec. 6	vs. CGY	W	1-0	1-0	1/2	0/3	Michael Richards	Niittymaki/Kiprusoff
2010-11	Nov. 26	vs. CGY	L	2-3	1-2	1/3	2/3	Rene Bourque	Kiprusoff/Bobrovsky
2011-12	Feb. 25	@ CGY	W	5-4	2-1	2/5	1/5	Matt Read	Bryzgalov/Kiprusoff
2019-20	Nov. 23	vs. CGY	L	2-3	0-1	0/3	1/2	Matthew Tkachuk	Rittich/Hart

CAROLINA (3-5)

YEAR	DATE	H/R	RESULT	FINAL	SO	FLY	OPP	DECIDING GOAL	GOALTENDERS
2005-06	Jan. 17	vs. CAR	L	3-4	2-3	2/4	3/4	Rod Brind'Amour	Gerber/Niittymaki
2005-06	Mar. 8	vs. CAR	W	3-2	2-1	2/4	1/4	Simon Gagne	Niittymaki/Gerber
2007-08	Dec. 15	vs. CAR	L	5-6	2-3	2/3	3/3	Rod Brind'Amour	Grahame/Biron
2008-09	Dec. 11	vs. CAR	W	6-5	2-0	2/2	0/2	Simon Gagne	Leighton/Biron
2009-10	Dec. 26	@ CAR	W	4-3	2-0	2/2	0/1	Danny Briere	Leighton/Biron
2013-14	Apr. 13	vs. CAR	L	5-6	0-1	0/3	1/2	Eric Staal	Khudobin/Heeter
2014-15	Apr. 4	@ CAR	L	2-3	1-2	1/3	2/3	Chris Terry	Ward/Emery
2016-17	Apr. 9	vs. CAR	L	3-4	1-2	1/3	2/3	Brock McGinn	Lack/Stolarz

CHICAGO: Have not faced in shootout

COLORADO: (0-2)

YEAR	DATE	H/R	RESULT	FINAL	SO	FLY	OPP	DECIDING GOAL	GOALTENDERS
2011-12	Dec. 19	@ COL	L	2-3	2-3	2/3	3/3	Ryan O'Reilly	Giguere/Bryzgalov
2017-18	Nov. 4	vs. COL	L	4-5	1-2	1/3	2/3	Mikko Rantenen	Varlamov/Neuvirth

COLUMBUS: (0-4)

YEAR	DATE	H/R	RESULT	FINAL	SO	FLY	OPP	DECIDING GOAL	GOALTENDERS
2015-16	Dec. 19	@ CBJ	L	2-3	1-2	1/6	2/6	Brandon Dubinsky	Korpisalo/Mason
2015-16	Mar. 22	@ CBJ	L	2-3	0-1	0/5	1/5	Boone Jenner	Bobrovsky/Mason
2017-18	Dec. 23	@ CBJ	L	1-2	0-1	0/3	1/2	Pierre-Luc Dubois	Bobrovsky/Elliott
2023-24	Jan. 4	vs. CBJ	L	2-3	0-1	0/3	1/2	Johnny Gaudreau	Tarasov/Ersron

ALL-TIME SHOOTOUT VS. NHL

DALLAS (1-0)

YEAR	DATE	H/R	RESULT	FINAL	SO	FLY	OPP	DECIDING GOAL	GOALTENDERS
2010-11	Mar. 19	@ DAL	W	3-2	2-1	2/6	1/6	Ville Leino	Bobrovsky/Lehtonen

DETROIT: (1-3)

YEAR	DATE	H/R	RESULT	FINAL	SO	FLY	OPP	DECIDING GOAL	GOALTENDERS
2015-16	Jan. 17	@ DET	W	2-1	2-1	2/3	1/3	Jakub Voracek	Neuvirth/Mrazek
2016-17	Nov. 8	vs. DET	L	2-3	0-1	0/3	1/3	Andreas Athanasiou	Howard/Mason
2017-18	Mar. 20	@ DET	L	4-5	0-1	0/1	1/3	Frans Nielsen	Howard/Lyon
2023-24	Dec. 22	@ DET	L	6-7	0-2	0/2	2/3	Patrick Kane	Reimer/Hart

EDMONTON: (2-0)

YEAR	DATE	H/R	RESULT	FINAL	SO	FLY	OPP	DECIDING GOAL	GOALTENDERS
2013-14	Dec. 28	@ EDM	W	4-3	2-1	2/3	1/3	Michael Raffl	Bryzgalov/Mason
2022-23	Feb. 9	vs. EDM	W	2-1	2-1	2/3	1/3	James van Riemsdyk	Hart/Skinner

FLORIDA (5-3)

YEAR	DATE	H/R	RESULT	FINAL	SO	FLY	OPP	DECIDING GOAL	GOALTENDERS
2005-06	Dec. 26	@ FLA	W	3-2	1-0	1/4	0/4	Michal Handzus	Niittymaki/Luongo
2008-09	Jan. 16	@ FLA	W	3-2	1-0	1/2	0/3	Simon Gagne	Niittymaki/Vokoun
2011-12	Jan. 24	@ FLA	W	3-2	1-0	1/3	0/3	Claude Giroux	Bobrovsky/Clemmensen
2012-13	Feb. 7	vs. FLA	L	2-3	0-2	0/2	2/2	Peter Mueller	Theodore/Bobrovsky
2014-15	Dec. 18	vs. FLA	L	1-2	1-2	1/6	2/6	Dave Bolland	Luongo/Mason
2015-16	Mar. 12	@ FLA	L	4-5	0-2	0/2	2/2	Nick Bjugstad	Luongo/Mason
2016-17	Mar. 2	vs. FLA	W	2-1	2-1	2/3	1/3	Jakub Voracek	Mason/Reimer
2018-19	Oct. 16	vs. FLA	W	6-5	2-1	2/3	1/3	Jordan Weal	Pickard/Hutchinson

LOS ANGELES (0-3)

YEAR	DATE	H/R	RESULT	FINAL	SO	FLY	OPP	DECIDING GOAL	GOALTENDERS
2008-09	Jan. 3	@ LAK	L	1-2	0-2	0/2	2/3	Patrick O'Sullivan	Quick/Niittymaki
2015-16	Nov. 17	vs. LAK	L	2-3	0-1	0/3	1/2	Anze Kopitar	Quick/Mason
2018-19	Feb. 7	vs. LAK	L	2-3	2-3	2/6	3/6	Tyler Toffoli	Quick/Stolarz

MINNESOTA (1-0)

YEAR	DATE	H/R	RESULT	FINAL	SO	FLY	OPP	DECIDING GOAL	GOALTENDERS
2022-23	Mar. 23	vs. MIN	W	5-4	1-0	1/3	0/3	James van Riemsdyk	Hart/Flueury

MONTREAL (3-4)

YEAR	DATE	H/R	RESULT	FINAL	SO	FLY	OPP	DECIDING GOAL	GOALTENDERS
2005-06	Mar. 6	vs. MTL	W	5-4	2-1	2/4	1/4	Petr Nedved	Esche/Huet
2014-15	Oct. 11	vs. MTL	L	3-4	0-2	0/2	2/3	P.A. Parenteau	Price/Emery
2015-16	Feb. 19	@ MTL	L	2-3	1-2	1/5	2/5	Paul Byron	Condon/Neuvirth
2017-18	Feb. 26	@ MTL	W	1-0	2-1	2/5	1/5	Sean Couturier	Mrazek/Lindgren
2021-22	Dec. 16	@ MTL	L	2-3	0-1	0/3	1/2	Jonathan Drouin	Primeau/Hart
2022-23	Nov. 19	@ MTL	L	4-5	0-1	0/3	1/3	Nick Suzuki	Allen/Hart
2023-24	Jan. 10	vs. MTL	W	3-2	1-0	1/3	0/3	Sean Couturier	Primeau/Ersson

NASHVILLE (2-4)

YEAR	DATE	H/R	RESULT	FINAL	SO	FLY	OPP	DECIDING GOAL	GOALTENDERS
2005-06	Dec. 3	@ NSH	L	3-4	0-2	0/2	2/2	Steve Sullivan	Vokoun/Niittymaki
2009-10	Mar. 16	@ NSH	L	3-4	0-1	0/3	1/2	Martin Erat	Rinne/Boucher
2013-14	Nov. 30	@ NSH	W	3-2	1-0	1/2	0/3	Vincent Lecavalier	Mason/Mazanec
2013-14	Jan. 16	vs. NSH	L	3-4	2-3	2/7	3/7	Roman Josi	Hutton/Mason
2014-15	Feb. 21	vs. NSH	W	3-2	2-0	2/2	0/2	Jakub Voracek	Zepp/Rinne
2016-17	Dec. 19	vs. NSH	L	1-2	0-1	0/3	1/2	Ryan Ellis	Rinne/Mason

NEW JERSEY (3-8)

YEAR	DATE	H/R	RESULT	FINAL	SO	FLY	OPP	DECIDING GOAL	GOALTENDERS
2005-06	Mar. 1	@ NJD	L	1-2	0-1	0/3	1/2	Viktor Kozlov	Brodeur/Esche
2006-07	Dec. 2	vs. NJD	L	3-4	0-2	0/2	2/2	Zach Parise	Brodeur/Niittymaki
2006-07	Jan. 20	@ NJD	L	3-4	0-1	0/3	1/2	Brian Gionta	Brodeur/Niittymaki
2007-08	Mar. 28	@ NJD	L	4-5	2-3	2/3	3/3	J. Langenbrunner	Brodeur/Biron
2008-09	Dec. 21	@ NJD	L	2-3	1-2	1/5	2/5	Travis Zajac	Clemmensen/Niittymaki
2010-11	Nov. 27	@ NJD	L	1-2	1-2	1/4	2/4	Travis Zajac	Hedberg/Boucher
2011-12	Nov. 3	vs. NJD	L	3-4	1-2	1/3	2/3	Patrick Elias	Hedberg/Bobrovsky
2012-13	Mar. 15	vs. NJD	W	2-1	2-1	2/3	1/3	Matt Read	Bryzgalov/Hedberg
2017-18	Feb. 13	vs. NJD	L	4-5	0-1	0/3	1/1	Drew Stafford	Kinkaid/Neuvirth
2019-20	Nov. 1	@ NJD	W	4-3	1-0	1/3	0/3	Sean Couturier	Hart/Blackwood
2020-21	Apr. 25	vs. NJD	W	4-3	3-2	3/6	2/6	Kevin Hayes	Elliott/Blackwood



ALL-TIME SHOOTOUT VS. NHL

NY ISLANDERS (4-10)

YEAR	DATE	H/R	RESULT	FINAL	SO	FLY	OPP	DECIDING GOAL	GOALTENDERS
2007-08	Mar. 29	@ NYI	W	4-3	1-0	1/3	0/3	Danny Briere	Nittymaki/Dubielewicz
2008-09	Mar. 28	@ NYI	W	4-3	2-1	2/2	1/3	Michael Richards	Biron/Danis
2011-12	Feb. 7	vs. NYI	L	0-1	0-2	0/2	2/2	Frans Nielsen	Nabokov/Bryzgalov
2012-13	Mar. 28	vs. NYI	L	3-4	1-2	1/4	2/4	Josh Bailey	Nabokov/Bryzgalov
2013-14	Jan. 20	@ NYI	L	3-4	2-3	2/4	3/4	Kyle Okposo	Nilsson/Emery
2014-15	Nov. 24	@ NYI	L	0-1	0-2	0/2	2/3	Frans Nielsen	Halak/Mason
2014-15	Feb. 5	vs. NYI	L	2-3	1-2	1/7	2/7	Cal Clutterbuck	Halak/Mason
2015-16	Dec. 8	vs. NYI	L	3-4	0-1	0/3	1/2	Kyle Okposo	Halak/Neuvirth
2016-17	Nov. 3	@ NYI	W	3-2	1-0	1/2	0/3	Claude Giroux	Neuvirth/Halak
2019-20	Nov. 16	vs. NYI	L	3-4	0-2	0/2	2/2	Jordan Eberle	Greiss/Elliott
2020-21	Apr. 3	@ NYI	L	2-3	0-1	0/4	1/4	Mathew Barzal	Sorokin/Hart
2020-21	Apr. 8	@ NYI	L	2-3	0-1	0/5	1/5	Brock Nelson	Sorokin/Hart
2021-22	Jan. 18	vs. NYI	L	3-4	0-1	0/9	1/9	Oliver Wahlstrom	Varlamov/Hart
2023-24	Nov. 25	@ NYI	W	1-0	1-0	1/4	0/4	Tyson Foerster	Sorokin/ Ersson

NY RANGERS (5-8)

YEAR	DATE	H/R	RESULT	FINAL	SO	FLY	OPP	DECIDING GOAL	GOALTENDERS
2005-06	Apr. 4	@ NYR	L	2-3	1-2	1/3	2/2	Petr Sykora	Weekes/Esche
2006-07	Oct. 7	vs. NYR	L	4-5	0-1	0/13	1/13	Marcel Hossa	Lundqvist/Nittymaki
2007-08	Nov. 15	vs. NYR	L	3-4	0-1	0/3	1/2	Brendan Shanahan	Lundqvist/Biron
2007-08	Mar. 2	@ NYR	L	4-5	0-2	0/2	2/2	Brendan Shanahan	Valiquette/Biron
2007-08	Mar. 21	vs. NYR	W	4-3	2-0	2/2	0/2	Michael Richards	Biron/Valiquette
2009-10	Apr. 11	vs. NYR	W	2-1	2-1	2/3	1/3	Claude Giroux	Boucher/Lundqvist
2010-11	Apr. 3	vs. NYR	L	2-3	0-2	0/2	2/2	Erik Christensen	Lundqvist/Bobrovsky
2015-16	Oct. 24	vs. NYR	W	3-2	2-1	2/3	1/3	Claude Giroux	Mason/Lundqvist
2015-16	Jan. 16	vs. NYR	L	2-3	0-1	0/3	1/2	Matt Zuccarello	Lundqvist/Mason
2015-16	Feb. 6	vs. NYR	L	2-3	0-2	0-2	2/2	Matt Zuccarello	Lundqvist/Mason
2018-19	Dec. 23	@ NYR	W	3-2	1-0	1/4	0/4	Nolan Patrick	Neuvirth/Lundqvist
2020-21	Feb. 18	vs. NYR	L	2-3	1-2	1/3	2/2	Artemi Panarin	Georgiev/Hart
2021-22	Apr. 3	@ NYR	W	4-3	1-0	1/3	0/3	Kevin Hayes	Jones/Shesterkin

OTTAWA (3-7)

YEAR	DATE	H/R	RESULT	FINAL	SO	FLY	OPP	DECIDING GOAL	GOALTENDERS
2007-08	Feb. 19	@ OTT	L	2-3	1-2	1/3	2/3	Jason Spezza	Emery/Biron
2008-09	Apr. 4	@ OTT	L	3-4	1-2	1/5	2/5	Mike Fisher	Auld/Nittymaki
2011-12	Mar. 31	vs. OTT	L	3-4	1-2	1/3	2/2	Jason Spezza	Anderson/Bobrovsky
2013-14	Dec. 9	@ OTT	L	4-5	0-1	0/3	1/3	Jason Spezza	Anderson/Mason
2014-15	Jan. 6	vs. OTT	W	2-1	2-1	2/5	1/5	Wayne Simmonds	Mason/Anderson
2014-15	Mar. 15	@ OTT	L	1-2	0-1	0/3	1/3	Bobby Ryan	Hammond/Emery
2016-17	Nov. 15	vs. OTT	L	2-3	0-1	0/5	1/5	Erik Karlsson	Anderson/Mason
2016-17	Mar. 28	vs. OTT	W	3-2	1-0	1/3	0/3	Jordan Weal	Mason/Anderson
2017-18	Feb. 3	vs. OTT	L	3-4	0-1	0/5	1/4	Mike Hoffman	Anderson/Neuvirth
2019-20	Dec. 21	@ OTT	W	5-4	1-0	1/3	0/3	Sean Couturier	Elliott/Hogberg

PITTSBURGH (2-5)

YEAR	DATE	H/R	RESULT	FINAL	SO	FLY	OPP	DECIDING GOAL	GOALTENDERS
2006-07	Feb. 8	vs. PIT	L	4-5	0-1	0/3	1/3	Sidney Crosby	Feury/Nittymaki
2006-07	Mar. 4	@ PIT	L	3-4	0-2	0/2	2/3	Erik Christensen	Feury/Biron
2008-09	Nov. 13	@ PIT	L	4-5	0-1	0/6	1/6	Alex Goligoski	Sabourin/Biron
2009-10	Dec. 17	vs. PIT	L	2-3	0-2	0/1	2/2	Kris Letang	Feury/Boucher
2010-11	Mar. 24	vs. PIT	L	1-2	1-2	1/4	2/4	Chris Kunitz	Feury/Bobrovsky
2020-21	Apr. 15	@ PIT	W	2-1	2-1	2/2	1/3	Sean Couturier	Jarry/Hart
2023-24	Dec. 2	@PIT	W	4-3	1-0	1/3	0/3	Sean Couturier	Jarry/ Ersson

SAN JOSE (0-3)

YEAR	DATE	H/R	RESULT	FINAL	SO	FLY	OPP	DECIDING GOAL	GOALTENDERS
2008-09	Oct. 22	vs. SJS	L	6-7	0-2	0/2	2/2	Joe Pavelski	Nabokov/Biron
2010-11	Dec. 8	vs. SJS	L	4-5	0-2	0/2	2/2	Logan Couture	Auld/Nittymaki
2014-15	Mar. 28	vs. SJS	L	2-3	1-2	1/5	2/5	Brett Burns	Stalock/Mason

ST. LOUIS (1-3)

YEAR	DATE	H/R	RESULT	FINAL	SO	FLY	OPP	DECIDING GOAL	GOALTENDERS
2009-10	Nov. 7	vs. STL	W	2-1	2-1	2/3	1/3	Mika Pyoral	Emery/Mason
2013-14	Apr. 1	@ STL	L	0-1	0-2	0/2	2/3	T.J. Oshie	Miller/Emery
2014-15	Mar. 12	@ STL	L	0-1	0-2	0/2	2/2	T.J. Oshie	Elliott/Mason
2023-24	Mar. 4	vs. STL	L	1-2	1-2	1/4	2/4	Pavel Buchnevich	Binnington/Ersson

ALL-TIME SHOOTOUT VS. NHL

TAMPA BAY (1-3)

YEAR	DATE	H/R	RESULT	FINAL	SO	FLY	OPP	DECIDING GOAL	GOALTENDERS
2006-07	Jan. 30	vs. TBL	L	3-4	0-2	0/2	2/2	Vincent Lecavalier	Holmqvist/Esche
2010-11	Feb. 15	@ TBL	W	4-3	2-1	2/7	1/7	Kimmo Timonen	Boucher/Roloson
2017-18	Mar. 3	@ TBL	L	6-7	0-2	0/2	2/3	Brayden Point	Vasilievskiy/Mrazek
2021-22	Nov. 18	vs. TBL	L	3-4	0-2	0/2	2/2	Steven Stamkos	Vasilievskiy/Hart

TORONTO (3-1)

YEAR	DATE	H/R	RESULT	FINAL	SO	FLY	OPP	DECIDING GOAL	GOALTENDERS
2011-12	Mar. 10	@ TOR	W	1-0	1-0	1/2	0/3	Claude Giroux	Bryzgalov/Gustafvsson
2018-19	Mar. 27	vs. TOR	W	5-4	1-0	1/5	0/5	Sean Couturier	Hart/Andersen
2019-20	Nov. 2	vs. TOR	L	3-4	1-2	1/11	2/11	Andreas Johnsson	Andersen/Elliott
2019-20	Nov. 9	@ TOR	W	3-2	2-1	2/3	1/3	Sean Couturier	Elliott/Andersen

VANCOUVER: (2-2)

YEAR	DATE	H/R	RESULT	FINAL	SO	FLY	OPP	DECIDING GOAL	GOALTENDERS
2013-14	Dec. 30	@ VAN	W	4-3	1-0	1/2	0/3	Vincent Lecavalier	Mason/Lack
2016-17	Jan. 12	vs. VAN	W	5-4	1-0	1/3	0/3	Claude Giroux	Neuvirth/Miller
2019-20	Oct. 12	@ VAN	L	2-3	1-2	1/3	2/3	Tanner Pearson	Markstrom/Hart
2021-22	Oct. 15	vs. VAN	L	4-5	0-2	0/2	2/2	Elias Pettersson	Demko/Hart

WASHINGTON (5-5)

YEAR	DATE	H/R	RESULT	FINAL	SO	FLY	OPP	DECIDING GOAL	GOALTENDERS
2005-06	Dec. 31	@ WSH	L	3-4	1-2	1/3	2/3	Brian Willsie	Kolzig/Niittymaki
2008-09	Jan. 6	@ WSH	L	1-2	0-1	0/3	1/3	Viktor Kozlov	Theodore/Biron
2010-11	Nov. 20	@ WSH	W	5-4	1-0	1/2	0/3	Danny Briere	Boucher/Neuvirth
2010-11	Mar. 22	vs. WSH	L	4-5	2-3	2/3	3/3	Alexander Semin	Neuvirth/Boucher
2011-12	Mar. 22	vs. WSH	W	2-1	2-1	2/4	1/4	Wayne Simmonds	Bryzgalov/Holtby
2013-14	Dec. 15	@ WSH	L	4-5	1-2	1/3	2/3	Nicklas Backstrom	Grubauer/Mason
2015-16	Mar. 30	vs. WSH	W	2-1	2-0	2/2	0/2	Nick Cousins	Mason/Holtby
2016-17	Dec. 21	vs. WSH	W	3-2	2-1	2/4	1/4	Wayne Simmonds	Mason/Holtby
2019-20	Nov. 23	vs. WSH	L	1-2	1-2	1/3	2/2	Evgeny Kuznetsov	Holtby/Hart
2023-24	Dec. 14	vs. WSH	W	4-3	2-1	2/3	1/3	Bobby Brink	Lindgren/ Ersson

WINNIPEG (1-4)

YEAR	DATE	H/R	RESULT	FINAL	SO	FLY	OPP	DECIDING GOAL	GOALTENDERS
2006-07	Oct. 26	vs. ATL	W	3-2	2-1	2/3	1/3	Peter Forsberg	Niittymaki/Lehtonen
2010-11	Mar. 17	@ ATL	L	3-4	0-2	0/2	2/3	Rob Schremp	Pavelec/Boucher
2011-12	Jan. 31	vs. WPG	L	1-2	0-1	0/3	1/3	Bryan Little	Pavelec/Bryzgalov
2013-14	Nov. 15	@ WPG	L	2-3	1-2	1/5	2/5	Bryan Little	Pavelec/Mason
2017-18	Nov. 16	@ WPG	L	2-3	2-3	2/4	3/4	Bryan Little	Hellebuyck/Elliott



ALL-TIME DRAFT PICKS

RD.	NO.	PLAYER	POS.	RD.	NO.	PLAYER	POS.	RD.	NO.	PLAYER	POS.
1967											
1	5	Serge Bernier	C	3	53	Craig Hamner	D	8	163	Steve Taylor	LW
2	14	Al Sarault	D	4	71	Dave Hynek	LW	9	184	Len Hachborn	C
1968											
1	8	Lew Morrison	RW	5	89	Robin Lang	D	10	205	Steve Tsujijura	C
1969											
1	6	Bob Currier	C	6	107	Paul Klasinski	LW	1982			
2	17	Bobby Clarke	C	7	117	Ray Kurpis	RW	1	4	Ron Sutter	C
3	28	Willy Brossart	D	1977				3	46	Miroslav Dvorak	D
4	40	Michel Belhumeur	G	1	17	Kevin McCarthy	D	4	77	Mikael Hjalm	L/RW
5	52	Dave Schultz	LW	2	35	Tom Gorence	RW	5	98	Todd Bergen	C
6	64	Don Saleski	RW	3	53	Dave Hoyda	LW	6	119	Ron Hextall	G
7	81	Claude Chartre	C	4	67	Yves Guillemette	G	7	140	Dave Brown	RW
1970											
2	18	Bill Clement	C	4	71	Rene Hamelin	LW	8	161	Alain Lavigne	RW
3	32	Bob Kelly	LW	5	89	Danny Clark	D	9	182	Magnus Roupe	LW
4	46	Jacques Lapiere	D	6	107	Alain Chaput	LW	10	203	Tom Allen	G
5	60	Doug Kerslake	RW	7	123	Richard Dalpe	C	11	224	Rick Law	LW
6	74	Dennis Giannini	LW	8	135	Pete Peeters	G	12	245	Mark Vichorek	D
7	87	Hank Nowak	LW	8	136	Clint Eccles	C	1983			
8	99	Gary Cunningham	D	8	139	Mike Greeder	RW	2	41	Peter Zezel	C
9	109	Jean Daigle	LW	9	150	Tom Bauer	LW	3	44	Derrick Smith	LW
1971											
1	8	Larry Wright	C	9	151	Mike Bauman	LW	4	83	Allen Bourbeau	C
1	9	Pierre Plante	RW	9	153	Bruce Crowder	LW	5	104	Jerome Carrier	D
3	36	Glen Irwin	D	10	158	Bob Nicholson	D	6	125	Rick Tocchet	RW
4	50	Ted Scharf	RW	10	159	Dave Sherwood	C	7	147	Bobby Mormina	RW
5	64	Don McCulloch	D	10	161	Steve Jones	G	8	161	Pelle Eklund	C
6	78	Yvon Bilodeau	D	11	165	Jim Trainor	G	9	188	Rob Nichols	LW
7	92	Bob Gerrard	RW	11	166	Barry Duench	LW	10	209	Bill McCormick	C
8	106	Jerome Mrazek	G	11	168	Rod McNair	D	11	230	Brian Joplmg	G
1972											
1	7	Bill Barber	LW	12	172	Mike Laycock	G	12	251	Harold Duvall	LW
2	23	Tom Bladon	D	1978				1984			
3	39	Jimmy Watson	D	1	6	Behn Wilson	D	2	22	Greg Smyth	D
4	55	Al MacAdam	LW	1	7	Ken Linseman	C	2	27	Scott Mellanby	RW
5	71	Darryl Fedorak	G	1	14	Danny Lucas	RW	2	37	Jeff Chychrun	D
6	87	Dave Hastings	G	2	32	Mike Simurda	RW	3	43	Dave McLay	LW
7	103	Serge Beaudoin	D	3	36	Gordie Salt	RW	3	47	John Stevens	D
8	119	Pat Russell	RW	3	49	Glen Cochrane	D	4	79	Dave Hanson	C
9	135	Ray Boutin	G	4	66	Russ Wilderman	D	5	100	Brian Dobbins	RW
1973											
2	20	Larry Goodenough	D	5	83	Brad Tamblyn	D	6	121	John Dzikowski	LW
2	26	Brent Leavins	LW	6	100	Mark Taylor	LW	7	142	Tommy Allen	D
3	40	Bob Stumpf	RW	7	117	Mike Ewanowski	RW	8	163	Luke Vitale	C
3	42	Mike Clarke	C	8	126	Jerry Price	G	9	184	Billy Powers	C
4	58	Dale Cook	LW	8	134	Darre Switzer	C/LW	10	205	Darren Ferosovich	C
5	74	Michel Latreille	D	9	151	Greg Francis	D	12	247	Juraj Bakos	D
6	90	Doug Ferguson	D	10	167	Rick Berard	D	1985			
7	106	Tom Young	D	10	168	Don Lucia	D	1	21	Glen Seabrooke	C
8	122	Norm Barnes	D	11	182	Marke Berge	D	2	42	Bruce Rendall	LW
9	137	Dan O'Donohue	D	11	183	Ken Moore	G	3	48	Darryl Gilmour	G
10	153	Brian Dick	RW	12	195	Jim Olson	D	3	63	Shane Whelan	C
1974											
2	35	Don McLean	D	12	198	Anton Slatrny	RW	4	84	Paul Marshall	D
3	53	Bob Sirois	LW	1979				5	105	Daril Holmes	RW
4	71	Randy Andreachuk	C	1	14	Brian Propp	LW	6	126	Ken Alexander	D
5	89	Dennis Sobchuk	C	2	22	Blake Wesley	D	7	147	Tony Horacek	LW
6	107	Willie Frieson	LW	2	35	Pelle Lindbergh	G	8	168	Mike Cusack	RW
7	125	Rejean Lemelin	G	3	56	Lindsay Carson	C/LW	9	189	Gordon Murphy	D
8	142	Steve Short	LW	4	77	Don Gillen	RW	11	231	Rod Williams	RW
9	159	Peter McKenzie	D	5	98	Thomas Eriksson	D	12	252	Paul Maurice	D
10	174	Marcel Labrosse	RW	6	119	Gordie Williams	RW	1986			
11	189	Scott Jesse	RW	RD.	NO.	PLAYER	POS.	1	20	Kerry Huffman	D
12	201	Richard Guay	G	1	21	Mike Stothers	D	2	23	Jukka Seppo	C/LW
13	211	Brad Morrow	D	2	42	Jay Fraser	LW	2	28	Kent Hawley	C
14	219	Craig Arvidson	LW	3	63	Paul Mercier	D	4	83	Mark Bar	D
1975											
1	1	Mel Bridgman	C	4	84	Taras Zytynsky	D	6	125	Steve Scheifele	RW
3	54	Bob Ritchie	LW	5	105	Dan Held	C	7	146	Sami Wahlsten	LW
4	72	Rick St.Croix	G	6	126	Brian Tutt	D	8	167	Murray Baron	D
5	90	Gary Morrison	RW	7	147	Ross Fitzpatrick	C	9	188	Blaine Rude	RW
6	108	Paul Holmgren	RW	8	168	Mark Botell	D	10	209	Shaun Sabol	D
7	126	Dana Decker	LW	9	189	Peter Dineen	D	11	230	Brett Lawrence	RW
9	160	Viktor Khatulev	C	10	195	Bob O'Brien	RW	12	251	Daniel Stephano	G
10	175	Duffy Smith	D	10	210	Andy Brickley	C	1987			
1976											
1	17	Mark Suzor	D	1981				1	20	Darren Rumble	D
2	35	Drew Callander	C/RW	1	16	Steve Smith	D	2	30	Jeff Harding	RW
1977											
2	37	Rich Costello	G	2	37	Rich Costello	C	3	62	Martin Hostak	C
3	47	Barry Tabobondung	LW	3	47	Barry Tabobondung	LW	4	83	Tomaz Eriksson	LW
3	58	Kenny Strong	C/LW	3	58	Kenny Strong	C/LW	5	104	Bill Gall	RW
4	65	David Michayluk	RW	4	65	David Michayluk	RW	6	125	Tony Link	D
4	79	Kenny Latta	RW	4	79	Kenny Latta	RW	7	146	Mark Strapon	RW
5	100	Justin Hanley	C	5	100	Justin Hanley	C	8	167	Darryl Ingham	D
6	121	Andre Villeneuve	D	6	121	Andre Villeneuve	D	9	188	Bruce MacDonald	RW
7	137	Vladimir Svitek	RW	7	137	Vladimir Svitek	RW	10	209	Steve Morow	D
7	142	Gil Hudon	G	7	142	Gil Hudon	G	11	230	Darius Rusnak	C

ALL-TIME DRAFT PICKS

RD.	NO.	PLAYER	POS.	RD.	NO.	PLAYER	POS.	RD.	NO.	PLAYER	POS.
12	251	Dale Roehl	G	7	166	Aaron Israel	G	5	150	Bernd Bruckler	G
Supplem't'l		David Whyte	LW	8	192	Paul Healey	RW	5	158	Roman Malek	G
		1988		9	218	Tripp Tracy	G	6	172	Dennis Seidenberg	D
1	14	Claude Boivin	LW	9	226	E.J. Bradley	C	6	177	Andrei Razin	C
2	35	Pat Murray	LW	10	244	Jeffrey Staples	D	7	208	Thierry Douville	D
3	56	Craig Fisher	C	11	270	Ken Hemenway	D	7	225	David Printz	D
3	63	Dominic Roussel	G	Supplem't'l		Shannon Finn	D			2002	
4	77	Scott Lagrand	G			1994		1	4	Joni Pitkanen	D
4	98	Edward O'Brien	LW	3	62	Artem Anisimov	D	4	105	Rosario Ruggieri	D
6	119	Gord Frantti	C	4	88	Adam Magarrell	D	4	126	Konstantin Baranov	RW
7	140	Jamie Cooke	RW	4	101	Sebastien Vallee	LW	5	161	Doc Grumet-Morris	G
8	161	Johan Salle	D	6	140	Alexander Selivanov	RW	6	192	Nikita Korovkin	D
9	182	Brian Arthur	D	7	166	Colin Forbes	LW	6	193	Joey Mormina	D
10	203	Jeff Dandretta	RW	8	192	Derek Diener	D	7	201	Mathieu Brunelle	LW
11	224	Scott Billey	RW	8	202	Raymond Giroux	D			2003	
12	245	Drahomir Kadlec	D	9	218	Johan Hedberg	G	1	11	Jeff Carter	C
Supplem't'l		Paul Connell	C	10	244	Andre Payette	C	1	24	Michael Richards	C
		1989		11	270	Jan Lipiansky	C/LW	3	69	Colin Fraser	C
2	33	Greg Johnson	G	Supplem't'l		Kirk Nielsen	RW	3	81	Stefan Ruzicka	RW
2	34	Patrick Juhlin	LW			1995		3	85	Alexandre Picard	D
4	72	Reid Simpson	LW	1	22	Brian Boucher	G	3	87	Ryan Potulny	C
6	117	Niklas Eriksson	C	2	48	Shane Kenny	D	3	95	Rick Kozak	RW
7	138	Jack Callahan	C	4	100	Radovan Somik	RW	4	108	Kevin Romy	RW
8	159	Sverre Sears	D	6	132	Dmitri Tertyshny	D	5	140	David Tremblay	G
9	180	Glen Wisser	RW	6	135	Jamie Sokolsky	D	6	191	Rejean Beauchemin	G
10	201	Al Kummru	D	6	152	Martin Spanhel	RW	6	193	Ville Hostikka	G
11	222	Matt Brait	D	7	178	Martin Streit	LW			2004	
12	243	James Pollio	LW	8	204	Ruslan Shafikov	C	3	92	Rob Bellamy	RW
Supplem't'l		Jamie Baker	D	9	230	Jeff Lank	D	4	101	R.J. Anderson	D
		1990				1996		4	124	David Laliberte	RW
1	4	Mike Ricci	C	1	15	Dainius Zubrus	RW	5	144	Chris Zarb	D
2	25	Chris Simon	LW	3	64	Chester Gallant	RW	5	149	Gino Pisellini	RW
2	40	Mikael Renberg	LW	5	124	Per-Ragna Bergqvist	G	6	170	Ladislav Skurco	C
2	42	Terran Sandwith	D	5	133	Jesse Boulerice	D	6	171	Frederik Cabana	C/LW
3	44	Kimbi Daniels	C	7	187	Roman Malov	LW	8	232	Martin Houle	G
3	46	Bill Armstrong	D	8	213	Jeff Milleker	C	8	253	Travis Gawryletz	D
3	47	Chris Therien	D			1997		9	286	Triston Grant	LW
3	52	Al Kinisky	D	2	30	Jean-Marc Pelletier	G	9	291	John Carter	C
5	88	Dan Kordic	D	2	50	Pat Kavanagh	RW			2005	
6	109	Viacheslav Butsayev	C	3	62	Kris Mallette	D	1	29	Steve Downie	RW
8	151	Patrick Englund	LW	4	103	Mikhail Chernov	D	3	91	Oskars Bartulis	D
9	172	Toni Porkka	D	6	158	Jordon Flodell	D	4	119	Jeremy Duchesne	G
10	193	Greg Hanson	D	7	164	Todd Fedoruk	LW	5	152	Josh Beaulieu	C
11	214	Tommy Soderstrom	G	8	214	Marko Kauppinen	D	6	174	John Flatters	D
12	235	William Lund	C	9	240	Par Styf	D	7	215	Matt Clackson	RW
Supplem't'l		Steve Beadle	D			1998				2006	
		Ray Letourneau	G	1	22	Simon Gagne	C	1	22	Claude Giroux	RW
		1991		2	42	Jason Beckett	D	2	39	Andreas Nodl	RW
1	6	Peter Forsberg	C	2	51	Ian Forbes	D	2	42	Michael Ratchuk	D
3	50	Yanick Dupre	LW	4	109	Jean-Philippe Morin	D	2	55	Denis Bodrov	D
4	86	Aris Brimanis	D	5	124	Francis Belanger	LW	3	79	Jon Matsumoto	C
5	94	Yanick Degrace	G	5	139	Garrett Prosofsky	C	4	101	Joonas Lehtivuori	D
6	116	Clayton Norris	RW	6	168	Antero Niittymaki	G	4	109	Jakub Kovar	G
6	122	Dimitri Yushkevich	D	7	175	Kam Ondrik	G	5	149	Jonathan Rheault	RW
7	138	Andrei Lomakin	LW	7	195	Tomas Divisek	C	6	175	Michael Dupont	G
9	182	James Bode	RW	8	222	Lubomir Pistek	RW	7	205	Andrei Popov	RW
10	204	Josh Bartell	D	9	243	Petr Hubacek	C			2007	
11	226	Neil Little	G	9	253	Bruno St-Jacques	D	1	2	James van Riemsdyk	LW
12	248	John Porco	C	9	258	Sergei Skrobot	D	2	41	Kevin Marshall	D
Supplem't'l		Angelo Libertucci	G			1999		3	66	Garrett Klotz	LW
		Brendan Locke	RW	1	22	Maxime Ouellet	G	5	122	Mario Kempe	RW
		1992		4	119	Jeff Feniak	D	6	152	Jon Kalinski	LW
1	7	Ryan Sittler	LW	6	160	Konstantin Rudenko	LW	6	161	Patrick Maroon	LW
1	15	Jason Bowen	LW	7	200	Pavel Kaspalik	C	7	182	Brad Phillips	G
2	31	Denis Metlyuk	C	7	208	Vaclav Pletka	RW			2008	
5	103	Vladislav Boulin	D	8	224	David Nystrom	LW	1	19	Luca Sbisa	D
6	127	Roman Zolotov	D			2000		3	67	Marc-Andre Bourdon	D
7	151	Kirk Daubenspeck	G	1	28	Justin Williams	RW	3	84	Jacob DeSerres	G
8	175	Claude Jurjas, Jr.	RW	3	94	Alexander Drozdetsky	RW	6	178	Zac Rinaldo	C
9	199	Jonas Hakansson	LW	6	171	Roman Cechmanek	G	7	196	Joachim Eriksson	G
10	223	Chris Herperger	LW	6	195	Colin Shields	RW			2009	
11	247	Patrice Paquin	LW	7	210	John Eichelberger	C	3	81	Adam Morrison	G
Supplem't'l		Garett MacDonald	D	7	227	Guillaume Lefebvre	C	3	87	Simon Bertilsson	D
		1993		8	259	Regan Kelly	D	5	142	Nicola Riopel	G
2	36	Janne Niinimaa	D	9	287	Milan Kopecky	LW	6	153	Dave LeBreque	C
3	71	Vaclav Prospal	C			2001		6	172	Eric Wellwood	LW
3	77	Milos Holan	D	1	27	Jeff Woywitka	D	7	196	Oliver Lauridsen	D
5	114	Vladimir Krechin	LW	3	95	Patrick Sharp	C			2010	
6	140	Mike Crowley	D	5	146	Jussi Timonen	D	3	89	Michael Chaput	C



ALL-TIME DRAFT PICKS

RD.	NO.	PLAYER	POS.	RD.	NO.	PLAYER	POS.
4	119	Tye McGinn	LW	6	165	Egor Serdyuk	RW
5	149	Michael Parks	RW	6	169	Roddy Ross	G
6	179	Nicholas Luukko	D	7	196	Bryce Brodzinski	RW
7	206	Ricard Blidstrand	D			2020	
7	209	Brendan Ranford	LW	1	23	Tyson Foerster	RW
		2011		2	54	Emil Andrae	D
1	8	Sean Couturier	C	4	94	Zayde Wisdom	RW
3	68	Nick Cousins	C	5	135	Elliot Desnoyers	LW
4	116	Colin Suellentrop	D	6	178	Connor McClennon	RW
4	118	Marcel Noebels	LW			2021	
6	176	Petr Placek	RW	2	46	Samu Tuomaala	RW
7	206	Derek Mathers	RW	3	78	Aleksei Kolosov	G
		2012		4	110	Brian Zanetti	D
1	20	Scott Laughton	C	5	158	Ty Murchison	D
2	45	Anthony Stolarz	G	6	174	Ethan Samson	D
3	78	Shayne Gostisbehere	D	7	206	Owen McLaughlin	C
4	111	Fredric Larsson	D			2022	
4	117	Taylor Leier	LW	1	5	Cutter Gauthier	C
5	141	Reece Willcox	D	3	69	Devin Kaplan	RW
7	201	Valeri Vasiliev	D	5	133	Alex Bump	LW
		2013		6	165	Hunter McDonald	D
1	11	Samuel Morin	D	7	197	Santeri Sulku	C
2	41	Robert Hagg	D	7	220	Alexis Gendron	RW
3	72	Tyrell Goulbourne	C			2023	
5	132	Terrance Amorosa	D	1	7	Matvei Michkov	RW
6	162	Merrick Madsen	G	1	22	Oliver Bonk	D
7	192	David Drake	D	2	51	Carson Bjarnason	G
		2014		3	87	Egor Zavragin	G
1	17	Travis Sanheim	D	3	95	Denver Barkey	C
2	48	Nicolas Aube-Kubel	C/RW	4	103	Cole Krumble	C
3	86	Mark Friedman	D	4	120	Alex Ciernik	W
5	138	Oskar Lindblom	LW	5	135	Carter Sotheran	D
6	168	Radel Fazleev	LW	6	172	Ryan MacPherson	C
7	198	Jesper Pettersson	D	7	199	Matteo Mann	D
		2015				2024	
1	7	Ivan Provorov	D	1	13	Jett Luchanko	C
1	24	Travis Konecny	C	2	51	Jack Berglund	C
3	70	Felix Sandstrom	G	2	59	Spencer Gill	D
3	90	Matej Tomek	G	4	107	Heikki Ruohonen	C
4	98	Samuel Dove-McFalls	LW	5	148	Noah Powell	RW
4	104	Mikhail Vorobyev	C	6	173	Ilya Pautov	RW
5	128	David Kase	C	7	205	Austin Moline	D
6	158	Cooper Marody	RW	5	135	Carter Sotheran	D
7	188	Ivan Fedotov	G	6	172	Ryan MacPherson	C
		2016		7	199	Matteo Mann	D
1	22	German Rubtsov	C				
2	36	Pascal Laberge	C				
2	48	Carter Hart	G				
2	52	Wade Allison	RW				
3	82	Carsen Twarynski	LW				
4	109	Connor Bunnaman	C				
5	139	Linus Hogberg	D				
6	169	Tanner Laczynski	C				
6	172	Anthony Salintri	C				
7	199	David Bernhardt	D				
		2017					
1	2	Nolan Patrick	C				
1	27	Morgan Frost	C				
2	35	Isaac Ratcliffe	LW				
3	80	Kirill Ustimenko	G				
4	106	Matthew Strome	LW				
4	107	Maksim Sushko	RW				
5	137	Noah Cates	LW				
6	168	Olle Lycksell	RW				
7	196	Wyatt Kalynuk	D				
		2018					
1	14	Joel Farabee	LW				
1	19	Jay O'Brien	C				
2	50	Adam Ginning	D				
4	112	Jack St. Ivany	D				
5	127	Wyatte Wylie	D				
5	143	Samuel Ersson	G				
6	174	Gavin Hain	C				
7	205	Marcus Westfalt	C/LW				
		2019					
1	14	Cameron York	D				
2	34	Bobby Brink	RW				
3	72	Ronald Attard	D				
4	103	Mason Millman	D				

ALL-TIME ROSTER (ALPHA)

NO.	POS.	PLAYER	SEASON(S)	NO.	POS.	PLAYER	SEASON(S)
A							
25	C	ACTON, Keith	1988-93	28	C	BUREAU, Marc	1998-00
36, 25	LW	ADAMS, Greg	1980-82	33, 41	G	BURKE, Sean	1997-98, 2003-04
27	LW	AFANASENKOV, Dmitry	2006-07	2	D	BURT, Adam	1998-00
42	RW	AKESON, Jason	2012-15	21, 28	D	BUSNLUK, Mike	1979-81
41	D	ALBERTS, Andrew	2008-09	22, 26	C	BUTSAYEV, Viacheslav	1992-94
19, 36	RW	ALLISON, Ray	1981-85, 86-87	22	RW	BYERS, Mike	1968-69
57	RW	ALLISON, WADE	2020-24	C			
39	D	ALT, Mark	2014-18	19	LW	CALDER, Kyle	2006-07
11	RW	AMONTE, Tony	2002-04	28	RW	CALLANDER, Drew	1976-79
37	D	ANDERSON, Shawn	1994-95	13	LW	CARCILLO, Dan	2008-11
14	LW	ANDERSSON, Mikael	1998-00	29	D	CARKNER, Terry	1988-93
36	D	ANDRAE, Emil	2023-24	25	D	CARLE, Matt	2008-12
10	C	ANDREOFF, Andy	2019-21	35	G	CARON, Sebastian (DNP)	2010
7	C	ANGOTTI, Lou	1967-68	21	D	CARRUTHERS, Dwight	1967-68
8	LW	ANTOSKI, Shawn	1994-96	18	LW	CARSON, Lindsay	1981-88
58	LW	ARMSTRONG, Bill H.	1990-91	17	C	CARTER, Jeff	2005-11
6	D	ARTHUR, Fred	1981-83	59	C	CATES, Jackson	2020-23
45	RW	ASHAM, Aaron	2008-10	49, 27	C	CATES, Noah	2021-22
4	D	ASHBEE, Barry	1970-74	32	G	CECHMANEK, Roman	2000-03
89	RW	ATKINSON, Cam	2021-24	35	G	CHABOT, Frederic	1993-94
49, 23	D	ATTARD, Ronnie	2022-23	5	D	CHERRY, Dick	1968-70
62	RW	AUBE-KUBEL, Nicolas	2018-21	19, 15	RW	CHOUINARD, Eric	2002-04, 05-06
B							
44	D	BABYCH, Dave	1997-99	40, 6	D	CHYCHRUN, Jeff	1986-91
33	G	BACASHIHUA, Jason (DNP)	2012	36, 16	C	CLARKE, Bobby	1969-84
30	G	BACKLUND, Johan	2009-12	15, 10	C	CLEMENT, Bill	1971-75
27	RW	BAILEY, Justin	2018-19	5	D	COBURN, Braydon	2006-15
34, 35, 36, 9	D	BAILEY, Reid	1980-82	44, 9, 35, 29	D/LW	COCHRANE, Glen	1978-79, 81-85
24	D	BALL, Terry	1967-68, 69-70	7	D	COFFEY, Paul	1996-98
7	LW	BARBER, Bill	1972-84	26	D	COLAIACOVO, Carlo	2014-15
23, 25	D	BARNES, Norm	1976-77, 79-81	23	RW	COLLINS, Bill	1976-77
8	D	BARON, Murray	1989-91	89	C	COMRIE, Mike	2003-04
20, 34	RW	BARRIE, Len	1989-93	8	D	CONNAULTON, Kevin	2021-22
3	D	BARTULIS, Oskars	2009-12	46, 15	RW	CONROY, Al	1991-94
32	D	BAST, Ryan	1998-00	22	C	CORKUM, Bob	1995-96
21, 31, 5	D	BATHE, Frank	1977-84	33, 32	LW	COTE, Riley	2006-10
5	D	BAUMGARTNER, Nolan	2006-07	52	C	COUSINS, Nick	2014-2017
35	G	BEAUREGARD, Stephane	1992-93	14	C	COUTURIER, Sean	2011-12
30, 35	G	BELHUMEUR, Michel	1972-73	27	LW	COWICK, Bruce	1973-74
78	LW	BELLEMARE, Pierre-Edouard	2014-17	32	LW/C	CRAVEN, Murray	1984-92
20	LW	BELLOWS, Kieffer	2022-23	29, 15	C	CRISP, Terry	1972-77
37	D	BELPEDIO, Louis	2023-24	44	D	CRONIN, Shawn	1992-93
22	LW	BENNETT, Harvey	1976-78	3	D	CROSSMAN, Doug	1983-88
19	D	BENNING, Brian	1991-93	26	RW	CROWE, Phil	1995-96
42	LW	BERANEK, Josef	1992-95	14	C	CULLEN, Mark	2006-07
19, 42	C	BERGEN, Todd	1984-85	12	RW	CUMMINS, Jim	1993-94
37, 19	C	BERGLUND, Bo	1985-86	21	C	CUNNINGHAM, Jimmy	1977-78
19, 21	C	BERNIER, Serge	1968-72	D			
34, 17, 12, 32	LW	BERUBE, Craig	1986-91, 98-00	19, 11	LW	DAIGLE, Alexandre	1997-99
11	C	BETTS, Blair	2009-11	15	D	DAIGNEAULT, Jean-Jacques	1986-88
46	C	BIGGS, Don	1989-90	2	D	DAILEY, Bob	1976-82
43	G	BIRON, Martin	2006-09	4	C	DALLMAN, Rod	1991-92
8	LW	BLACKBURN, Don	1967-69	29	G	D'AMOUR, Marc	1988-89
4, 23, 3	D	BLADON, Tom	1972-78	46, 14	RW	DANIELS, Kimbi	1990-92
33	G	BLOSKI, Mike (DNP)	1985-86	8, 22	LW	DANIELS, Scott	1996-97
35	G	BOBROVSKY, Sergei	2010-12	11, 14	C	DARBY, Craig	1996-98
40, 10	LW	BOIVIN, Claude	1991-94	29	LW	DEAN, Barry	1977-79
17, 5	RW	BOLAND, Mike	1974-75	77	D	DEANGELO, Tony	2022-23
28	D	BOTELL, Mark	1981-82	15	D	DEL ZOTTO, Michael	2014-17
33	G	BOUCHER, Brian	1999-02, 2009-11	43	D	DELMORE, Andy	1998-01
			2012-13	37	D	DESJARDINS, Eric	1994-06
21, 36	RW	BOULERICE, Jesse	2001-02, 2007-08	44	LW	DESCLAURIERS, Nicolas	2022-23
43	D	BOURDON, Marc-Andre	2011-2015	73	C	DESNOYERS, Elliot	2023-24
28, 53, 8, 34	D	BOWEN, Jason	1992-97	20, 9	RW	D'IMAIO, Rob	1993-96
24	D	BOYNTON, Nick	2010-11	15	RW	DIMITRAKOS, Niko	2005-07
17	LW	BRASHEAR, Donald	2001-06	20, 11	RW	DINEEN, Kevin	1991-96
55	RW	BRENDL, Pavel	2001-03	45	LW	DIONNE, Gilbert	1994-96
34	LW	BRICKLEY, Andy	1982-83	20	RW	DIVISEK, Tomas	2000-02
10	C	BRIDGMAN, Mel	1975-82	7, 18	RW	DOBBIN, Brian	1986-92
48	RW	BRIERE, Danny	2007-13	20	C	DOPITA, Jiri	2001-02
40, 3	D	BRIMANIS, Aris	1993-94, 95-97	24, 12	RW	DORNHOEFER, Gary	1967-78
17	C/LW	BRIND'AMOUR, Rod	1991-00	34	C	DOWND, Jim	2007-08
46, 10	RW	BRINK, Bobby	2022-23	9, 27	RW	DOWNIE, Steve	2007-09, 13-14
25, 3, 10	D	BROSSART, Willie	1970-73	23	C	DROLET, Rene	1971-72
32, 21	RW	BROWN, Dave	1982-89, 91-95	26	RW	DRUCE, John	1995-98
3	D	BROWN, Larry	1971-72	9	D	DRYSDALE, Jamie	2024-25
30	G	BRYZGALOV, Ilya	2011-13	35	G	DUCHESNE, Jeremy	2009-10
10	C	BULLARD, Mike	1988-90	19, 28, 25	D	DUCHESNE, Steve	1991-92, 98-99
				32	C	DUNLOP, Blake	1977-79
				28, 6	D	DUPONT, Andre	1972-80



ALL-TIME ROSTER (ALPHA)

NO.	POS.	PLAYER	SEASON(S)	NO.	POS.	PLAYER	SEASON(S)
66, 15, 18	LW	DUPRE, Yanick	1991-92, 94-96	32	D	GRENIER, Martin	2006-08
9	D	DVORAK, Miroslav	1982-85	8	D	GROSSMANN, Nicklas	2011-15
24, 29	D	DYKHUIS, Karl	1994-97, 98-00	25, 34	RW	GUAY, Paul	1983-85
E							
55	LW	EAGER, Ben	2005-08	3	D	GUDAS, Radko	2015-19
44	D	EATON, Mark	1999-00	65, 29	D	GUENIN, Nate	2006-09
21	D	EDESTRAND, Darryl	1969-70	15	LW	GURIANOV, Denis	2023-2024
9	C	EKLUND, Pelle	1985-94	29	D	GUSTAFSSON, Erik	2010-14
37	G	ELLIOTT, Brian	2017-21	56	D	GUSTAFSSON, Erik	2020-21
94	D	ELLIS, Ryan	2021-22	H			
23, 36	RW	ELLISON, Matt	2005-07	11, 36	C	HACHBORN, Len	1983-85
29	G	EMERY, Ray	2009-10, 13-15	33	G	HACKETT, Jeff	2003-04
26	D	EMINGER, Steve	2008-09	48, 8	D	HAGG, Robert	2016-21
6, 8, 27	D	ERIKSSON, Thomas	1980-82, 83-86	17, 23, 19	D	HALE, Larry	1968-72
33	G	ERSSON, Samuel	2022-23	18	RW	HALL, Adam	2012-14
42	G	ESCHKE, Robert	2002-07	5	D	HALLER, Kevin	1994-97
15	C	EVANS, Doug	1992-93	14	LW	HAMEL, Denis	2006-07
23, 25	C	EVANS, John	1978-79, 80-81, 82-83	26	C	HANDZUS, Michal	2002-06
F							
15	RW	FALLOON, Pat	1995-98	6	D	HANNA, John	1967-68
49, 86	LW	FARABEE, Joel	2019-20	14, 16	RW	HANNIGAN, Pat	1967-69
36	LW	FAUST, Andre	1992-94	34	RW	HARDING, Jeff	1988-90
1	G	FAVELL, Doug	1967-73	25	D	HARRIS, Ted	1974-75
52, 29	LW	FEDORUK, Todd	2000-04, 06-07	79	G	HART, Carter	2018-24
26	LW	FEDOTENKO, Ruslan	2000-02, 12-13	38	RW	HARTMAN, Ryan	2018-19
82	G	FEDOTOV, Ivan	2024-25	19	LW	HARTNELL, Scott	2007-14
18	RW	FEDYK, Brent	1992-96	2	D	HATCHER, Derian	2005-08
39	D	FENYEVES, Dave	1987-93	19	RW	HATHAWAY, Garnet	2023-24
51	C	FILPPULA, Valtteri	2016-18	18	C	HAWERCHUK, Dale	1995-97
25	D	FINLEY, Jeff	1993-94	20	D	HAWGOOD, Greg	1992-94
7, 15	C	FISHER, Craig	1989-91	13	C	HAYES, Kevin	2019-23
8	D	FITZPATRICK, Rory	2007-08	38	RW	HEALY, Paul	1996-98
32, 22, 34, 39	LW	FITZPATRICK, Ross	1982-86	33	G	HEETER, Cal	2013-14
9	LW	FLEMING, Reggie	1969-70	19	LW	HEISKALA, Earl	1968-71
21	RW	FLETT, Bill	1971-74	27	G	HEXTALL, Ron	1986-92, 94-99
43, 11	C	FLOCKHART, Ron	1980-83	17	RW	HICKS, Wayne	1967-68
52, 71	RW	FOERSTER, Tyson	2023-24	37, 15, 28, 36	LW	HILL, Al	1976-82, 86-88
22	D/LW	FOLEY, Rick	1971-72	3	D	HILLMAN, Larry	1969-71
26	D	FOLIN, Christian	2018-19	6	D	HILLMAN, Wayne	1969-73
48, 12	LW	FORBES, Colin	1996-99	27	LW	HLAVAC, Jan	2001-02
21	C	FORSBERG, Peter	2005-07	10	LW	HLUSHKO, Todd	1993-94
44	D	FOSTER, Corey	1991-92	42	RW	HODGSON, Hayden	2021-22
3	D	FOSTER, Kurtis	2012-13	18	C	HOEKSTRA, Ed	1967-68
35	G	FOSTER, Norm (DNP)	1993-94	24, 34, 35	D	HOFFMEYER, Bob	1981-83
29	LW	FOTIU, Nick	1987-88	68, 30	G	HOFFORT, Bruce	1989-91
45, 37	C	FREER, Mark	1986-92	84	D	HOGBERG, Linus	2021-22
59	D	FRIEDMAN, Mark	2018-21	41	D	HOLAN, Milos	1993-94
51	D	FRICTSCH, Jamie	2008-09	17	RW	HOLMGREN, Paul	1975-84
35	G	FROESE, Bob	1982-87	34, 22	C	HOLMSTROM, Ben	2010-14
48	C	FROST, Morgan	2019-20	24	D/RW	HOLT, Randy	1983-84
G							
12	LW	GAGNE, Simon	1999-2010, 12-13	43, 21	LW	HORACEK, Tony	1989-92
89	C	GAGNER, Sam	2015-16	17	D	HOSPODAR, Ed	1984-86, 86-87
3	D	GALLEY, Garry	1991-95	26	C	HOSTAK, Martin	1990-92
30	G	GAMBLE, Bruce	1970-72	35	G	HOULE, Martin	2006-08
23	C	GARDNER, Dave	1979-80	2	D	HOWE, Mark	1982-92
49	C	GARDNER, Rhett	2024-25	8	LW	HOYDA, Dave	1977-79
4	D	GAUTHIER, Denis	2005-08	21	C	HUBACEK, Petr	2000-01
5	D	GAUTHIER, Jean	1967-68	47, 44	D	HUBER, Willie	1987-88
20, 11	LW	GENDRON, Jean-Guy	1967-72	5, 2	D	HUFFMAN, Kerry	1986-92, 95-96
27	D	GERVAIS, Bruno	2012-14	5	D	HUGHES, Brent	1970-73
75	D	GILL, HAL	2013-14	8, 11	RW	HULL, Jody	1998-01
21	RW	GILLEN, Don	1979-80	23	D	HUSKINS, Kent	2012-13
34	LW	GILLIS, Jere	1986-87	40	G	HUTTON, Carter (DNP)	2010
30	G	GILLOW, Russ (DNP)	1971-72	26	D	HYNES, Gord	1992-93
49	G	GILMOUR, Darryl (DNP)	1987-88	I			
50	D	GINNING, Adam	2023-24	30	G	INNESS, Gary	1975-77
56, 28	RW	GIROUX, Claude	2007-22	J			
4, 23, 5, 29	D	GOODENOUGH, Larry	1974-77	68	RW	JAGR, Jaromir	2011-12
27	C	GORDON, Boyd	2016-17	45, 14	RW	JENSEN, Chris	1989-92
22, 36	RW	GORENCE, Tom	1978-83	33, 30	G	JENSEN, Darren	1984-86
53	D	GOSTISBEHERE, Shayne	2014-21	77	D	JOHNSON, Erik	2024-25
39, 56	LW	GOULBOURNE, Tyrell	2017-19	21, 20	C	JOHNSON, Jimmy	1967-72
52	LW	GRANT, Triston	2006-08	5	D	JOHNSON, Kim	2001-06
55, 77	C	GRATTON, Chris	1997-99	41	C	JONES, Blair	2014-15
46, 24	LW	GRATTON, Josh	2005-06, 08-09	47	LW	JONES, Brad	1991-92
35	G	GREENLAW, Mike (DNP)	1994-95	20	RW	JONES, Keith	1998-01
65	LW	GREENTREE, Kyle	2007-08	51, 29, 6	D	JONES, Randy	2003-09
15, 23, 9	RW	GREIG, Mark	1998-01, 02-03	43	D	JONSSON, Lars	2006-08
				24, 2, 25	D	JOSEPH, Chris	1997-99
				20	C	JOYAL, Eddie	1971-72
				12	LW	JUHLIN, Patrik	1994-96

ALL-TIME ROSTER (ALPHA)

NO.	POS.	PLAYER	SEASON(S)	NO.	POS.	PLAYER	SEASON(S)
K							
46, 37	LW	KALINSKI, Jon	2008-10	14	C	MacTAVISH, Craig	1994-96
18	RW	KALLIO, Tomi	2002-03	20	LW	MAGUIRE, Kevin	1989-90
21, 28, 11	RW	KANE, Boyd	2003-04, 06-09	3, 25	D	MAIR, Jimmy	1970-72
24	LW	KAPANEN, Sami	2002-08	2	D	MALAKHOV, Vladimir	2003-04
72	RW	KASE, David	2019-21	43, 23	D	MALGUNAS, Stewart	1993-95
15	C	KASPER, Steve	1991-93	28	C	MANDERVILLE, Kent	1999-02
36	RW	KAVANAGH, Pat	2005-06	15, 14	LW	MANELUK, Mike	1998-99, 99-00
23	LW/C	KEENAN, Larry	1971-72	43	D	MANNING, Brandon	2011-18
9	LW	KELLY, Bob	1970-80	8, 42	D	MANTHA, Moe	1988-89, 91-92
22	C	KENNEDY, Forbes	1967-68	55	D	MARKOV, Danny	2003-04
12	C/RW	KERR, Tim	1980-91	8	D	MARSH, Brad	1981-88
26	C	KINDRACHUK, Orest	1972-78	46	D	MARSHALL, Kevin	2011-12
20	RW	KLATT, Trent	1995-99	70	LW	MARTEL, Danick	2017-18
10	C	KNIGHT, Corban	2018-19	35	G	MASON, Steve	2012-17
22, 9	RW	KNUBLE, Mike	2005-09, 12-13	20	C	MAYHEW, Gerry	2021-22
34	D	KONAN, Matthew	2012-13	24	D	McALLISTER, Chris	2000-03
11	C	KONECNY, Travis	2016-17	9	LW	McAMMOND, Dean	2000-01
6, 21	D	KORDIC, Dan	1991-92, 93-94, 95-99	25, 36, 5	D	McCARTHY, Kevin	1977-79, 85-87
25, 15	LW	KOVALENKO, Andrei	1998-99	21	RW	McCARTHY, Sandy	1998-00
2	D	KRAJICEK, Lukas	2009-10	10	D	McCRIMMON, Brad	1982-87
13	D	KUBINA, Pavel	2011-12	36	RW	McDONALD, Colin	2015-17
2	D	KUCERA, Frantisek	1996-97	27, 29	D	McGILL, Ryan	1992-95
28, 3	D	KUKKONEN, Lasse	2006-09	3	D	McGILLIS, Dan	1997-03
35	G	KUNTAR, Les (DNP)	1994-95	15	LW	McGINN, Tye	2012-14
36, 10, 8, 15	LW	KUSHNER, Dale	1990-92	29	D	McILHARGEY, Jack	1974-77, 79-81
L							
68, 36, 20	RW	LACOMBE, Normand	1989-91	56	G	McKENNA, Mike	2018-19
15, 7	C	LACROIX, Andre	1967-71	30, 24	G	McLEOD, Don	1971-72
32	LW	LACROIX, Daniel	1996-98	82	D	MEDVEDEV, Evgeny	2015-16
58	C	LACZYNSKI, Tanner	2020-24	23	C	MEEHAN, Gerry	1968-69
33	G	LaFOREST, Mark	1987-89	19	RW	MELLANBY, Scott	1985-91
16	LW	LaFORGE, Claude	1967-69	40	RW	MELOCHE, Eric	2006-07
5	RW	LaJUNESSE, Serge	1973-75	41	D	MESZAROS, Andrej	2010-14
9	R	LaLIBERTE, David	2009-10	98	D	METE, Victor	2023-24
22	C	LAMB, Mark	1993-95	13	C	METROPOLIT, Glen	2008-09
37	C	LAMOUREUX, Mitch	1987-89	48, 34	D	MEYER, Freddy	2003-07
18	C	LANGKOW, Daymond	1998-01	35, 13	RW	MICHAYLUK, Dave	1981-83
39	D	LANK, Jeff	1999-00	15	RW	MICKEY, Larry	1971-72
14	RW	LAPERRIERE, Ian	2009-12	4	D	MISZUK, John	1967-69
13	C	LAPOINTE, Claude	2002-04	26	D	MODRY, Jaroslav	2007-08
5	D	LAPOINTE, Rick	1976-79	36	LW	MOKOSAK, Carl	1985-86
33	G	LAROCQUE, Michel	1982-83	22	C	MONTGOMERY, Jim	1994-96
62, 11	D	LATAL, Jiri	1989-92	39	G	MOORE, Robbie	1978-81
49, 21	C	LAUGHTON, Scott	2012-17	5, 50, 55	D	MORIN, Samuel	2016-21
38	D	LAURIDSEN, Oliver	2012-15	21	RW	MORRISON, Gary	1979-82
47	RW	LAW, Kirby	2000-01, 02-04	8	RW	MORRISON, Lew	1969-72
18	LW	LAWLESS, Paul	1987-88	33	G	MRAZEK, Jerome	1975-76
5, 27	RW	LEACH, Reggie	1974-82	41	LW	MULVENNA, Glenn	1992-93
40	C	LECAVALIER, Vincent	2013-15	67	G	MUNROE, Scott (DNP)	2006-09
10	LW	LeCLAIR, John	1994-04	3	D	MURPHY, Gord	1988-92
23, 17	LW	LEFEBVRE, Guillaume	2001-03	39	C	MURRAY, Marty	2001-03
15	C	LEHTERA, Jori	2017-19	39	C	MURRAY, Mike	1987-88
58	LW	LEIER, Taylor	2015-19	23, 24	LW	MURRAY, Pat	1990-92
49	G	LEIGHTON, Michael	2006-07, 09-13	25, 24	D	MURRAY, Terry	1975-77, 78-79, 80-81
22	LW	LEINO, Ville	2009-11	5, 61	D	MYERS, Philippe	2018-22
28	G	LEMELIN, Rejean (DNP)	1977-78	18	RW	MYHRES, Brantt	1997-98
22	LW	LEMIEUX, Brendan	2023	31	G	MYRE, Phil	1979-81
18	LW	LESUK, Bill	1970-72	N			
6	D	LILJA, Andreas	2011-13	42	LW	NACHBAUR, Don	1985-90
31	G	LINDBERGH, Pelle	1981-86	5	D	NATTRESS, Ric	1992-93
23, 54	LW	LINDBLOM, Oskar	2017-22	93	C	NEDVED, Petr	2005-07
88	C	LINDROS, Eric	1992-00	30	G	NEUVIRTH, Michal	2015-19
26, 14, 18	C	LINSEMAN, Ken	1978-82, 89-90	45	C	NEWBURY, Kris	2013-14
35	G	LITTLE, Neil	1996-04	44	D	NIINIMAA, Janne	1996-98
23	LW	LONAKIN, Andrei	1991-93	30	G	NIITYMAKI, Antero	2003-09
18	LW	LOMBERRY, Ross	1971-78	15	D	NISKANEN, Matt	2019-20
15	RW	LUCAS, Danny	1978-79	14, 15	RW	NODL, Andreas	2008-12
15	RW	LUPUL, Joffrey	2007-09	22, 21, 14, 17	RW	NOLET, Simon	1967-74
62	RW	LYCKSELL, Olle	2023-24	O			
34, 49	G	LYON, Alex	2017-21	77	C	OATES, Adam	2001-02
13	LW	LYUBIMOV, Roman	2016-17	29	LW	ODJICK, Gino	1999-01
M							
25	LW	MacADAM, Al	1973-74	29	D	ODUYA, Johnny	2017-18
47	D	MacDONALD, Andrew	2013-19	6	D	O'DONNELL, Sean	2010-11
17	RW	MacEWEN, Zack	2021-23	45	D	O'NEILL, Will	2017-18
19, 21	LW	MacLEISH, Rick	1970-81, 83-84	17	LW	OSBURN, Randy	1974-75
34	C	MacNEIL, Ian	2002-03	29	C	OTTO, Joel	1995-98
19, 4, 21, 24	D	MacSWEYN, Ralph	1967-72	49	G	OUELLET, Maxime	2000-01
P							
21, 12, 32	RW	PADDOCK, John	1976-77, 79-80, 82-83	20, 18, 19	RW	PAIEMENT, Rosaire	1967-70



ALL-TIME ROSTER (ALPHA)

NO.	POS.	PLAYER	SEASON(S)	NO.	POS.	PLAYER	SEASON(S)
30, 1	G	PARENT, Bernie	1967-71, 73-79	28	D	SAMUELSSON, Kjell	1986-92, 95-98
77	D	PARENT, D	2006-10	55	D	SAMUELSSON, Ulf	1999-00
7	LW	PARIZEAU, Michel	1971-72	50	D	SANDELIN, Scott	1990-91
15	C	PARK, Richard	1998-99	8	LW	SANDERSON, Geoff	2006-07
12	C	PASLAWSKI, Greg	1992-93	36	RW	SANDIN, Linus	2020-22
6, 28	LW	PATERSON, Joe	1984-86	32	G	SANDSTROM, Felix	2020-24
19	C	PATRICK, Nolan	2017-21	6	D	SANHEIM, Travis	2017-22
34	D	PATTERSON, Dennis	1979-80	21, 24	RW	SARRAZIN, Dick	1968-70, 71-72
41, 14	LW	PEDERSON, Mark	1990-93	27	C	SAVAGE, Andre	2002-03
33	G	PEETERS, Pete	1978-82, 89-91	49	LW	SAVAGE, Brian	2005-06
49	G	PELLETIER, Jean-Marc	1998-00	47	D	SBISA, Luca	2008-09
19	D	PELLETIER, Roger	1967-68	10	C	SCHENN, Brayden	2011-17
22	RW	PELUSO, Mike	2003-04	22	D	SCHENN, Luke	2012-16
15	C	PETERS, Garry	1967-71	10	RW	SCHMAUTZ, Cliff	1970-71
40	G	PETERSON, Cal	2023-24	22	LW	SCHOCK, Danny	1970-71
8	D	PETIT, Michel	1996-97	25, 8	LW	SCHULTZ, Dave	1971-76
41, 29, 45	D	PICARD, Alexandre	2005-08	55	D	SCHULTZ, Nick	2014-17
42	LW	PICARD, Michel	2000-01	11	C	SEABROOKE, Glen	1986-89
33	G	PICKARD, Calvin	2018-19	21	LW	SECORD, Al	1988-89
44	D	PITKANEN, Joni	2003-07	23	C	SEDLAK, Lukas	2022
38	C	PLANTE, Derek	2000-01	24	D	SEELER, Nick	2021-22
25, 20	RW	PLANTE, Pierre	1971-73	36, 28	D	SEIDENBERG, Dennis	2002-06
11	LW	PLETKA, Vaclav	2001-02	10	LW	SELBY, Brit	1967-69
25	LW	PODIEN, Shjon	1994-99	34, 44	C	SEMENOV, Anatoli	1994-96
25	C	POEHLING, Ryan	2023-24	32	LW	SESTITO, Tom	2011-13
11	C	POTULNY, Ryan	2005-08	30	G	SETTLEMAYER, Dave (DNP)	1989-90
25	D	POTVIN, Jean	1971-73	51, 11, 18, 32, 9	C	SHARP, Patrick	2002-06
34, 20	C	POULIN, Dave	1982-90	45	LW	SHELLEY, Jody	2010-13
36	C	POWE, Darroll	2008-11	21	RW	SIKLENKA, Mike	2002-03
18	LW	PRESTON, Yves	1978-79, 80-81	11	C	SILLINGER, Mike	1997-99
25	C	PRIMEAU, Keith	1999-06	11	RW	SIM, Jon	2005-06
28, 54	D	PRINTZ, David	2005-07	17	RW	SIMMONDS, Wayne	2011-19
20	D	PRONGER, Chris	2009-15	48	LW	SIMPSON, Reid	1991-92
14, 26	LW	PROPP, Brian	1979-90	23	L/RW	SINISALO, Ilkka	1981-90
45, 40	C	PROSPAL, Vaclav	1996-98, 07-08	21	RW	SIROIS, Bob	1974-76
39	D	PROSSER, Nate	2020-21	9, 27	C	SITTLER, Darryl	1981-84
9	D	PROVOROV, Ivan	2016-23	15	C	SKALDE, Jarrod	2001-02
27	C	PYORALA, Mika	2009-10	43	D	SKOLNEY, Wade	2005-06
		Q		15, 45	D	SLANEY, John	2001-02, 03-04
14, 10, 11	C	QUINN, Dan	1991-92, 95-96	40	D	SLOANE, David	2008-09
		R		24	LW	SMITH, Derrick	1984-91
29	D	RACINE, Yves	1993-94	21	D	SMITH, Jason	2007-08
19	RW	RADIOVOJEVIC, Branko	2003-06	24, 5	D	SMITH, Steve	1981-82, 84-88
60	RW	RADUNS, Nate	2008-09	40, 6	D	SMYTH, Greg	1986-88
12	LW	RAFFL, Michael	2013-21	30	G	SNOW, Garth	1995-98
28	D	RAGNARSSON, Marcus	2002-04	14	C	SNUGGERUD, Dave	1992-93
5	D	RAMAGE, Rob	1993-94	30	G	SODERSTROM, Tommy	1992-94
19	LW	RANHEIM, Paul	2000-03	20	LW	SOMIK, Radovan	2002-04
76	LW	RATCLIFFE, Isaac	2022	30	G	ST-CROIX, Rick	1977-83
3	D	RATHJE, Mike	2005-09	42, 22	D	ST-JACQUES, Bruno	2001-03
24	RW	READ, Matt	2011-18	18	D	STAAL, Marc	2023-24
14	LW	READY, Ryan	2005-06	23	RW	STANKIEWICZ, Myron	1968-69
8, 11	RW	RECCHI, Mark	1991-95, 98-04	6	D	STANLEY, Allan	1968-69
26	RW	REID, Darren	2006-08	28, 34, 29	D	STANLEY, Daryl	1983-84, 85-87
19	RW	RENBERG, Mikael	1993-97, 98-00	35	G	STEPHENSON, Wayne	1974-79
33	G	RESCH, Glenn	1985-87	41	D	STEVENS, John	1986-88
18	C	RICCI, Mike	1990-92	25	LW	STEVENS, Kevin	2000-01
18	C	RICHARDS, Michael	2005-11	27	RW	STEVENSON, Turner	2005-06
22	D	RICHARDSON, Luke	1997-02	44	C	STOCK, P.J.	2000-01
34, 5	D	RICHTER, Dave	1985-86	41	G	STOLARZ, Anthony	2016-17, 18-19
36	C	RINALDO, Zac	2011-15	35	G	STORR, Jamie (DNP)	2005-06
70, 55	D	RISTOLAINEN, Rasmus	2021-22	44	C	STOTHERS, Mike	1984-88
31	LW	RITCHIE, Bob	1976-77	51	RW	STRAKA, Petr	2014-15
36	D	ROBERTS, Gordie	1987-88	19	C	STRATTON, Art	1967-69
27	C	ROBITAILLE, Randy	2006-07	32	D	STREIT, Mark	2013-17
9	RW	ROCHFORD, Leon	1967-69	15	LW	SULLIMAN, Doug	1988-90
97	C	ROENICK, Jeremy	2001-04	64	RW	SUSHKO, Maksim	2020-22
42	RW	ROMANIUK, Russ	1995-96	11, 10	LW	SUTHERLAND, Bill	1967-71
48, 34	D	ROOT, Bill	1987-88	15	RW	SUTTER, Rich	1983-86
37	D	ROSEHILL, Jay	2012-16	14	C	SUTTER, Ron	1982-91
42	C	ROSS, Jared	2008-10	4	D	SUZOR, Mark	1976-77
10	LW	ROUPE, Magnus	1987-89	3, 23	D	SVOBODA, Petr	1994-99
33	G	ROUSSEL, Dominic	1991-96, 96-97	22	RW	SWARBRICK, George	1970-71
36, 3, 5	D	RUMBLE, Darren	1990-92, 95-97	23	D	SYKORA, Michal	2000-01
		S		26	D	SYVRET, Danny	2008-10, 10-11
40, 9, 15, 14	RW	RUZICKA, Stefan	2005-08			T	
47	D	SABOL, Shaun	1989-90	33	G	TALBOT, Cam	2018-19
15	RW	SACCO, Joe	2002-03	25, 27	C	TALBOT, Maxime	2011-14
25, 11	RW	SALESKI, Don	1971-79	30	G	TAYLOR, Bobby	1971-76

ALL-TIME ROSTER (ALPHA)

NO.	POS.	PLAYER	SEASON(S)	NO.	POS.	PLAYER	SEASON(S)
35, 15	C	TAYLOR, Mark	1981-83	25	C	ZEZEL, Peter	1984-89
5	D	TERTYSHNY, Dmitri	1998-99	23	C	ZHAMNOV, Alexei	2003-04
6	D	THERIEN, Chris	1994-04, 05-06	93	RW	ZHERDEV, Nikolay	2010-11
44	C	THOMPSON, Nate	2020-22	77	D	ZHITNIK, Alexei	2006-07
25	LW	THORESEN, Patrick	2007-08	29	LW	ZOLNIERCZYK, Harry	2011-13
17	RW	TIBBETTS, Billy	2001-02	42, 9	LW	ZUBRUS, Dainius	1996-99
2	D	TILEY, Brad	2000-01				
3	D	TIMANDER, Mattias	2003-04				
46	D	TIMONEN, Jussi	2006-07				
44	D	TIMONEN, Kimmo	2007-15				
14	C	TIPPETT, Dave	1993-94				
74	RW	TIPPETT, Owen	2022-23				
22, 92	RW	TOCCHET, Rick	1984-92, 99-02				
55	D	TOLLEFSEN, Ole-Kristian	2009-10				
53	RW	TOLPEKO, Denis	2007-08				
37	C	TOOKEY, Tim	1986-87				
81	LW	TWARYNSKI, Carsen	2019-21				
U							
20, 18	C	UMBERGER, R.J.	2005-08, 14-16				
9	RW	UPSHALL, Scottie	2006-09				
V							
23	D	VAANANEN, Ossi	2008-09				
34	G	VANBIESBROUCK, John	1998-00				
76	C	VANDEVELDE, Chris	2013-17				
23, 26	D	VANDERMEER, Jim	2002-04, 07-08				
2	D	VAN IMPE, Ed	1967-76				
25, 21	LW	van RIEMSDYK, James	2009-12, 2018-23				
44	C	VARONE, Phil	2018-19				
74	RW	VECCHIONE, Mike	2016-17				
10	RW	VERSTEEG, Kris	2010-11				
43, 28, 11	RW	VERVERGAERT, Dennis	1978-80				
43	C	VILGRAIN, Claude	1993-94				
24, 29	LW	VOPAT, Roman	1998-99				
93	RW	VORACEK, Jakub	2011-21				
24	C	VOROBYEV, Mikhail	2018-20				
W							
8	D	WALKER, Matt	2010-12				
26	D	WALKER, Sean	2023-24				
36	C	WALZ, Wes	1991-93				
18	LW	WARRINER, Todd	2002-03				
38	C	WASHBURN, Steve	1999-00, 00-01				
20	D	WATSON, Jimmy	1972-82				
3, 14	D	WATSON, Joe	1967-78				
19, 40	C	WEAL, Jordan	2015-19				
2	D	WEINRICH, Eric	2001-04				
22	RW	WEISE, Dale	2016-19				
7	D	WELLS, Jay	1988-90				
47	LW	WELLWOOD, Eric	2010-15				
54	RW	WESENBERG, Brian	1998-00				
8, 6	D	WESLEY, Blake	1979-81				
14, 15	C	WHITE, Peter	1998-01, 03-04				
25	C	WHITE, Ryan	2014-16				
15, 23	C	WHITE, Todd	1999-00				
24	D	WILKIE, Bob	1993-94				
35, 34	C	WILLIAMS, Gordie	1981-83				
14	RW	WILLIAMS, Justin	2000-04				
71	C	WILLMAN, Maxwell	2021-23				
3	D	WILSON, Behn	1978-83				
1	G	WILSON, Dunc	1969-70				
32	RW	WINNES, Chris	1993-94				
35	G	WREGGET, Ken	1988-92				
18	LW	WRIGHT, Jamie	2002-03				
20	LW	WRIGHT, Keith	1967-68				
10, 15, 21, 20	C	WRIGHT, Larry	1971-73, 75-76				
Y							
3	D	YANDLE, Keith	2021-22				
45, 8	D	YORK, Cam	2020-21				
61	C	YORK, Mike	2006-07				
6	C	YOUNG, Tim	1984-85				
30	G	YOUNG, Wendell	1987-88				
2, 22	D	YUSHKEVICH, Dmitry	1992-95, 02-03				
Z							
24	D	ZALAPSKI, Zarley	1999-00				
54, 5	D	ZAMULA, Egor	2020-21				
24	D	ZEIDEL, Larry	1967-69				
26	LW	ZELEPUKIN, Valeri	1998-00				
40	LW	ZENT, Jason	1998-00				
72	G	ZEPP, Rob	2014-15				
26	D	ZETTLER, Rob	1993-95				



ALL-TIME ROSTER (NUM.)

POS.	PLAYER	SEASON(S)
1		
G	FAVELL, Doug	1997-73
G	PARENT, Bernie	1972-79
G	PARENT, Bernie	1973-79
G	WILSON, Dunc	1969-70
2		
D	BURT, Adam	1998-00
D	DAILEY, Bob	1976-82
D	HATCHER, Derian	2005-09
D	HOWE, Mark	1982-92
D	HUFFMAN, Kerry	1995-96
D	JOSEPH, Chris	1998-99
D	KRAJICEK, Lukas	2009-10
D	KUCERA, Frantisek	1996-97
D	MALAKHOV, Vladimir	2003-04
D	TILEY, Brad	2000-01
D	VAN IMPE, Ed	1967-76
D	WEINRICH, Eric	2001-04
D	YUSHKEVICH, Dmitry	1992-95
3		
D	BARTULIS, Oskars	2009-12
D	BLADON, Tom	1974-75
D	BRIMANIS, Aris	1996-97
D	BROSSART, Willie	1972-73
D	BROWN, Larry	1971-72
D	CROSSMAN, Doug	1983-88
D	FOSTER, Kurtis	2012-13
D	FRIEDMAN, Mark	2018-21
D	GALLEY, Garry	1991-95
D	GUDAS, Radko	2014-19
D	HILLMAN, Larry	1969-71
D	KUKKONEN, Lasse	2008-09
D	MAIR, Jimmy	1971-72
D	McGILLIS, Dan	1997-03
D	MURPHY, Gord	1988-92
D	RATHJE, Mike	2005-09
D	RUMBLE, Darren	1995-96
D	SVOBODA, Petr	1994-95
D	TIMANDER, Mattias	2003-04
D	WATSON, Joe	1968-69
D	WILSON, Behn	1978-83
D	YANDLE, Keith	2021-22
4		
D	ASHBEE, Barry	1970-74
D	BLADON, Tom	1975-76
D	GOODENOUGH, Larry	1976-77
D	MacSWEYN, Ralph	1969-70
D	MISZUK, John	1968-70
D	SUZOR, Mark	1976-77
5		
D	BATHE, Frank	1983-84
D	BAUMGARTNER, Nolan	2006-07
RW	BOLAND, MikeA.	1974-75
D	CHERRY, Dick	1968-70
D	COBURN, Braydon	2006-15
D	GAUTHIER, Jean	1967-68
D	GOODENOUGH, Larry	1974-75
D	HALLER, Kevin	1994-97
D	HUFFMAN, Kerry	1986-90
D	HUFFMAN, Kerry	1986-87, 91-92
D	HUGHES, Brent	1970-73
D	JOHNSON, Kim	2001-06
RW	LAJUNESSE, Serge	1973-75
D	LAPOINTE, Rick	1976-79
RW	LEACH, Reggie	1981-82
D	McCARTHY, Kevin	1986-87
D	MORIN, Samuel	2017-19
D	MYERS, Philippe	2019-21
D	NATTRESS, Ric	1992-93
D	RAMAGE, Rob	1993-94
D	RICHTER, Dave	1985-86
D	RUMBLE, Darren	1996-97
D	SMITH, Steve	1984-87
D	TERTYSHNY, Dmitri	1998-99
D	ZAMULA, Egor	2023-24
6		
D	ARTHUR, Fred	1981-82
D	CHYCHRUN, Jeff	1990-91
D	DUPONT, Andre	1974-80

POS.	PLAYER	SEASON(S)
D	ERIKSSON, Thomas	1981-82
D	HANNA, John	1967-68
D	HILLMAN, Wayne	1969-73
D	JONES, Randy	2003-04, 06-09
D	KORDIC, Dan	1991-92, 93-94
D	LILJA, Andreas	2011-13
D	O'DONNELL, Sean	2010-11
LW	PATERSON, Joe	1984-85
D	SANHEIM, Travis	2017-21
D	SMYTH, Greg	1987-88
D	STANLEY, Allan	1968-69
D	THIEREN, Chris	1994-04, 05-06
D	WESLEY, Blake	1980-81
C	YOUNG, Tim	1984-85
7		
C	ANGOTTI, Lou	1967-68
LW	BARBER, Bill	1972-73
RW	DOBBIN, Brian	1986-88
C	FISHER, Craig	1989-90
C	LACROIX, Andre	1969-71
LW	PARIZEAU, Michel	1971-72
D	WELLS, Jay	1988-90
8		
LW	ANTOSKI, Shawn	1994-96
D	BARON, Murray	1989-91
LW	BLACKBURN, Don	1967-69
D	BOWEN, Jason	1992-93
D	CONNAUTON, Kevin	2021-22
LW	DANIELS, Scott	1996-97
D	ERIKSSON, Thomas	1980-81
D	FITZPATRICK, Rory	2007-08
D	HAGG, Robert	2017-21
LW	HOYDA, Dave	1977-79
RW	HULL, Jody	1998-99
D	GROSSMANN, Nicklas	2012-15
LW	KUSHNER, Dale	1991-92
D	MANTHA, Moe	1988-89
D	MARSH, Brad	1981-88
RW	MORRISON, Lew	1969-72
D	PETIT, Michel	1996-97
RW	RECCHI, Mark	1991-95, 98-04
LW	SANDERSON, Geoff	2006-07
LW	SCHULTZ, Dave	1973-76
D	WALKER, Matt	2010-12
D	YORK, Cam	2023-24
D	WESLEY, Blake	1979-80
9		
D/LW	COCHRANE, Glen	1978-79
RW	DiMAIO, Rob	1994-96
RW	DOWNIE, Steve	2013-14
D	DRYSDALE, Jamie	2024-25
D	DVORAK, Miroslav	1982-85
C	EKLUND, Pelle	1985-94
LW	FLEMING, Reggie	1969-70
RW	GREIG, Mark	2002-03
LW	KELLY, Bob	1970-80
RW	KNUBLE, Mike	2012-13
R	LALIBERTE, David	2009-11
LW	McAMMOND, Dean	2000-01
D	PROVOROV, Ivan	2016-23
RW	ROCHFORD, Leon	1967-69
RW	RUZICKA, Stefan	2006-07
C	SHARP, Patrick	2005-06
C	SITTLER, Darryl	1982-83
RW	UPSHALL, Scottie	2006-09
LW	ZUBRUS, Dainius	1998-99
10		
C	ANDREOFF, Andy	2019-21
LW	BOIVIN, Claude	1992-94
C	BRIDGMAN, Mel	1975-82
RW	BRINK, Bobby	2023-24
D	BROSSART, Willie	1972-73
C	BULLARD, Mike	1988-90
C	CLEMENT, Bill	1972-75
C	KNIGHT, Corban	2018-19
LW	KUSHNER, Dale	1990-91
LW	LeCLAIR, John	1994-04
D	McCRIMMON, Brad	1982-87
C	QUINN, Dan	1991-92

POS.	PLAYER	SEASON(S)
LW	ROUPE, Magnus	1987-88
C	SCHENN, Brayden	2011-17
RW	SCHMAUTZ, Cliff	1970-71
LW	SELBY, Brit	1967-69
LW	SUTHERLAND, Bill	1968-71
RW	VERSTEEG, Kris	2010-11
C	WRIGHT, Larry	1971-72
11		
RW	AMONTE, Tony	2002-04
C	BETTS, Blair	2009-11
LW	DAIGLE, Alexandre	1998-99
C	DARBY, Craig	1996-97
RW	DINEEN, Kevin	1995-96
C	FLOCKHART, Ron	1982-84
LW	GENDRON, Jean-Guy	1968-72
C	HACHBORN, Len	1984-85
RW	HULL, Jody	1999-01
LW	KANE, Boyd	2008-09
RW	KONECNY, Travis	2016-21
D	LATAL, Jiri	1989-92
LW	PLETKA, Vaclav	2001-02
C	POTULNY, Ryan	2005-08
C	QUINN, Dan	1995-96
RW	RECCHI, Mark	1998-99
RW	SALESKI, Don	1977-79
C	SEABROOKE, Glen	1986-89
C	SHARP, Patrick	2002-03
C	SILLINGER, Mike	1997-99
RW	SIM, Jon	2005-06
LW	SUTHERLAND, Bill	1967-68
RW	VERVERGAERT, Dennis	1979-80
12		
LW	BERUBE, Craig	1998-99
RW	CUMMINS, Jim	1993-94
RW	DORNHOEFFER, Gary	1976-78
LW	FORBES, Colin	1997-99
LW	GAGNE, Simon	1999-2010, 12-13
LW	JUHLIN, Patrik	1994-96
C/RW	KERR, Tim	1980-91
RW	PADDOCK, John	1979-80
C	PASLAWSKI, Greg	1992-93
LW	RAFFL, Michael	2013-21
13		
LW	CARCILLO, Dan	2008-11
C	HAYES, Kevin	2019-23
D	KUBINA, Pavel	2011-12
C	LAPOINTE, Claude	2002-04
LW	LYUBIMOV, Roman	2016-17
C	METROPOLIT, Glen	2008-09
RW	MICHAJLUK, Dave	1982-83
14		
LW	ANDERSSON, Mikael	1998-00
C	COUTURIER, Sean	2011-11
C	CULLEN, Matt	2006-07
RW	DANIELS, Kimbi	1991-92
C	DARBY, Craig	1997-98
LW	HAMEL, Denis	2006-07
RW	HANNIGAN, Pat	1967-68
RW	JENSEN, Chris	1991-92
C	LINSEMAN, Ken	1980-82
C	MacIVASHI, Craig	1994-96
LW	MANELUK, Mike	1999-00
RW	NODL, Andreas	2008-09
RW	NOLET, Simon	1969-70
LW	PEDERSON, Mark	1991-93
LW	PROPP, Brian	1979-82
C	QUINN, Dan	1995-96
LW	READY, Ryan	2005-06
RW	RUZICKA, Stefan	2007-08
C	SNUGGERUD, Dave	1992-93
C	SUTTER, Ron	1982-91
C	TIPPETT, Dave	1993-94
D	WATSON, Joe	1970-78
C	WHITE, Peter	1998-99
RW	WILLIAMS, Justin	2000-04
15		
RW	CHOUINARD, Eric	2005-06
C	CLEMENT, Bill	1971-72
RW	CONROY, Al	1993-94

ALL-TIME ROSTER (NUM.)

POS.	PLAYER	SEASON(S)	POS.	PLAYER	SEASON(S)	POS.	PLAYER	SEASON(S)
C	CRISP, Terry	1942-77				LW	vanRiemsdyk, James	2009-12
D	DAIGNEAULT, Jean-Jacques	1986-88	RW	ALLISON, Ray	1981-85	C	WRIGHT, Larry	1975-76
D	DEL ZOTTO, Michael	2014-17	D	BENNING, Brian	1991-93	22		
RW	DIMITRAKOS, Niko	2005-07	C	BERGEN, Todd	1984-85	LW	BENNETT, Harvey	1976-78
LW	DUPRE, Yanick	1994-95	C	BERGLUND, Bo	1985-86	C	BUTSAYEV, Viacheslav	1992-93
C	EVANS, Doug	1992-93	C	BERNIER, Serge	1968-70	RW	BYERS, Mike	1968-69
RW	FALLOON, Pat	1995-98	C	BRASSARD, Derick	2021-22	C	CORKUM, Bob	1995-96
C	FISHER, Craig	1990-91	LW	CALDER, Kyle	2006-07	LW	DANIELS, Scott	1996-97
RW	GREIG, Mark	1998-00	RW	CHOUINARD, Eric	2002-04	LW	FITZPATRICK, Ross	1983-84
LW	GURIANOV, Denis	2023-24	LW	DAIGLE, Alexandre	1997-98	D/LW	FOLEY, Rick	1971-72
RW	HANNIGAN, Pat	1968-69	D	DUCHESNE, Steve	1991-92, 98-99	RW	GORENCE, Tom	1978-82
LW	HILL, Al	1980-81	D	HALE, Larry	1971-72	C	HOLMSTROM, Ben	2011-12
C	KASPER, Steve	1991-93	LW	HARTNELL, Scott	2007-14	C	KENNEDY, Forbes	1967-70
LW	KOVALENKO, Andrei	1998-99	RW	HATHAWAY, Garnet	2023-24	RW	KNUBLE, Mike	2005-09
LW	KUSHNER, Dale	1991-92	LW	HEISKALA, Earl	1968-71	C	LAMB, Mark	1993-95
C	LACROIX, Andre	1967-68	LW	MacLEISH, Rick	1970-81	LW	LEINO, Ville	2009-11
C	LEHTERA, Jori	2017-19	D	MacSWEYN, Ralph	1968-69	LW	LEMIEUX, Brendan	2023
RW	LUCAS, Danny	1978-79	RW	MELLANBY, Scott	1985-91	C	MONTGOMERY, Jim	1994-96
RW	LUPUL, Joffrey	2007-09	RW	PAIEMENT, Rosaire	1969-70	RW	NOLET, Simon	1967-68
LW	MANELUK, Mike	1998-99	C	PATRICK, Nolan	2017-21	RW	PELUSO, Mike	2003-04
LW	McGINN, Tye	2012-14	D	PELLETIER, Roger	1967-68	D	RICHARDSON, Luke	1997-02
RW	MICKEY, Larry	1971-72	RW	RADIVOJEVIC, Branko	2003-06	D	SCHENN, Luke	2012-16
D	NISKANEN, Matt	2019-20	LW	RANHEIM, Paul	2000-03	LW	SCHOCK, Danny	1970-71
RW	NODL, Andreas	2009-12	RW	RENBERG, Mikael	1993-97, 98-00	D	ST. JACQUES, Bruno	2002-03
C	PARK, Richard	1998-99	C	STRATTON, Art	1967-69	RW	SWARBRICK, George	1970-71
C	PETERS, Garry	1967-71	20			RW	TOCCHET, Rick	1984-92
RW	RUZICKA, Stefan	2006-07	RW	BARRIE, Len	1989-90	RW	WEISE, Dale	2016-19
RW	SACCO, Doug	2002-03	LW	BELLOWS, Kieffer	2022-23	RW	YUSHEVICH, Dmitry	2002-03
C	SKALDE, Jarrod	2001-02	RW	DIMAIO, Rob	1993-94	23		
D	SLANEY, John	2001-02	RW	DINEEN, Kevin	1991-93	D	ATTARD, Ronnie	2023-24
LW	SULLIMAN, Doug	1988-90	RW	DIVISEK, Tomas	2000-02	D	BARNES, Norm	1976-77
RW	SUTTER, Rich	1983-86	C	DOPITA, Jiri	2001-02	D	BLADON, Tom	1976-79
C	TAYLOR, Mark	1982-84	LW	GENDRON, Jean-Guy	1967-68	RW	COLLINS, Bill	1976-77
C	WHITE, Peter	1999-00, 2003-04	D	HAWGOOD, Greg	1992-94	C	DROLET, Rene	1971-72
C	WHITE, Todd	1999-00	C	JOHNSON, Jimmy	1970-72	RW	ELLISON, Matt	2005-06
C	WRIGHT, Larry	1972-73	RW	JONES, Keith	1998-01	C	EVANS, John	1978-79, 80-81
16			C	JOYAL, Eddie	1971-72	C	GARDNER, Dave	1979-80
C	CLARKE, Bobby	1969-84	RW	KLATT, Trent	1995-99	D	GAUTHIER, Denis	2005-08
LW	LAFORGE, Claude	1967-68	RW	LACOMBE, Normand	1990-91	D	GOODENOUGH, Larry	1975-76
17			LW	LEIER, Taylor	2017-19	RW	GREIG, Mark	2000-01
LW	BERUBE, Craig	1988-91	LW	MAGUIRE, Kevin	1989-90	D	HALE, Larry	1969-70
RW	BOLAND, Mike.A.	1974-75	C	MAYHEW, Gerry	2021-22	D	HUSKINS, Kent	2012-13
C/LW	BRIND'AMOUR, Rod	1991-00	RW	PAIEMENT, Rosaire	1967-68	LW	LEFEBVRE, Guillaume	2001-02
C	CARTER, Jeff	2005-11	RW	PLANTE, Pierre	1972-73	LW	LINDBLOM, Oskar	2018-22
D	HALE, Larry	1968-69	C	POULIN, Dave	1984-90	LW	LOMAKIN, Andrei	1991-93
RW	HICKS, Wayne	1967-68	D	PRONGER, Chris	2009-12	D	MALGUNAS, Stewart	1993-95
RW	HOLMGREN, Paul	1975-84	LW	SOMIK, Radovan	2002-04	D	MANNING, Brandon	2012-18
D	HOSPODAR, Ed	1984-85, 86-87	C	UMBERGER, R.J.	2005-08	C	MEEHAN, Gerry	1968-69
LW	LEFEBVRE, Guillaume	2002-03	D	WATSON, Jimmy	1972-82	LW	MURRAY, Pat	1990-91
C	MacEWEN, ZACK	2021-23	LW	WRIGHT, Keith	1967-68	C	SEDLAK, Lukas	2022
RW	NOLET, Simon	1970-74	21			LW	SESTITO, Tom	2010-13
LW	OSBURN, Randy	1974-75	D	BATHE, Frank	1977-78	L/RW	SINISALO, Ilkka	1981-90
RW	SIMMONDS, Wayne	2011-19	C	BERNIER, Serge	1970-72	RW	STANKIEWICZ, Myron	1968-69
RW	TIBBETTS, Billy	2001-02	RW	BOULERICE, Jesse	2001-02	D	SVOBODA, Petr	1995-99
18			RW	BROWN, Dave	1984-89, 92-95	D	SYKORA, Michal	2000-01
LW	CARSON, Lindsay	1981-88	D	BUSNIUK, Mike	1979-80	D	VAANANEN, Ossi	2008-09
RW	DOBBIN, Brian	1989-92	D	CARRUTHERS, Dwight	1967-68	D	VANDERMEDER, Jim	2002-04
LW	DUPRE, Yanick	1995-96	C	CUNNINGHAM, Jimmy	1977-78	C	WHITE, Todd	1999-00
RW	FEDYK, Brent	1992-96	D	EDESTRAND, Darryl	1969-70	C	WRIGHT, Larry	1975-76
RW	HALL, Adam	2012-14	RW	FLETT, Bill	1971-74	C	ZHAMNOV, Alexei	2003-04
C	HAWERCHUK, Dale	1995-97	C	FORSBERG, Peter	2005-07	24		
C	HOEKSTRA, Ed	1967-68	RW	GILLEN, Don	1979-80	D	BALL, Terry	1967-68, 69-70
RW	KALLIO, Tomi	2002-03	LW	HORACEK, Tony	1989-91	D	BOYNTON, Nick	2010-11
C	LANGKOW, Daymond	1998-01	C	HUBACEK, Petr	2000-01	C	DALLMAN, Rod	1991-92
LW	LAWLESS, Paul	1987-88	C	JOHNSON, Jimmy	1968-70	RW	DORNHOEFER, Gary	1967-76
LW	LESUK, Bill	1970-72	LW	KANE, Boyd	2003-04	D	DYKHUIS, Karl	1994-97
C	LINSEMAN, Ken	1989-90	D	KORDIC, Dan	1995-99	LW	GRATTON, Josh	2008-09
LW	LONSBERRY, Ross	1971-78	C	LAUGHTON, Scott	2012-24	D	HOFFMEYER, Bob	1981-82
RW	MYHRES, Brent	1997-98	LW	MacLEISH, Rick	1983-84	D/RW	HOLT, Randy	1983-84
RW	PAIEMENT, Rosaire	1968-69	D	MacSWEYN, Ralph	1970-71	D	JOSEPH, Chris	1997-98
LW	PRESTON, Yves	1978-79, 80-81	RW	McCARTHY, Sandy	1998-00	LW	KAPANEH, Sami	2002-08
C	RICCI, Mike	1990-92	RW	MORRISON, Gary	1979-82	D	MacSWEYN, Ralph	1971-72
C	RICHARDS, Mike	2005-11	RW	NOLET, Simon	1968-69	D	McALLISTER, Chris	2000-03
C	SHARP, Patrick	2002-03	RW	PADDOCK, John	1976-77	G	McLEOD, Don	1971-72
D	Staal, Marc	2023-24	RW	SARRAZIN, Dick	1968-70	LW	MURRAY, Pat	1991-92
C	UMBERGER, R.J.	2014-16	LW	SECOND, Al	1988-89	D	MURRAY, Terry	1979-81
LW	WARRINER, Todd	2002-03	RW	SIKLENKA, Mike	2002-03	RW	READ, Matt	2011-18
LW	WRIGHT, Jamie	2002-03	RW	SIROIS, Bob	1974-75	RW	SARRAZIN, Dick	1971-72
			D	SMITH, Jason	2007-08	D	SELER, Nick	2021-22



ALL-TIME ROSTER (NUM.)

POS.	PLAYER	SEASON(S)	POS.	PLAYER	SEASON(S)	POS.	PLAYER	SEASON(S)
LW	SMITH, Derrick	1984-91	RW	STEVENSON, Turner	2005-06	D	GRENIER, Martin	2006-08
D	SMITH, Steve	1981-82	C	TALBOT, Maxime	2011-14	LW	LACROIX, Daniel	1996-98
LW	VOPAT, Roman	1998-99	28			D	MANNING, Brandon	2012-13
C	VOROBYEV, Mikhail	2018-20	D	BOTELL, Mark	1981-82	RW	PADDOCK, John	1982-83
D	WILKIE, Bob	1993-94	D	BOWEN, Jason	1992-95	G	SANDSTROM, Felix	2020-24
D	ZALAPSKI, Zarley	1999-00	C	BUREAU, Marc	1998-00	LW	SESTITO, Tom	2011-13
D	ZEIDEL, Larry	1967-69	D	BUSNIUK, Mike	1980-81	C	SHARP, Patrick	2003-04
25			RW	CALLANDER, Drew	1976-79	D	STREIT, Mark	2013-17
C	ACTON, Keith	1988-93	D	DUCHESENE, Steve	1991-92	RW	WINNES, Chris	1993-94
LW	ADAMS, Greg	1981-82	D	DUPONT, Andre	1972-73	33		
D	BARNES, Norm	1979-81	RW	GIROUX, Claude	2008-22	G	BACASHIHUA, Jason (DNP)	2011-12
D	BROSSART, Willie	1970-71	LW	HILL, Al	1986-87	G	BLOSKI, Mike (DNP)	1985-86
D	CARLE, Matt	2008-12	LW	KANE, Boyd	2006-08	G	BOUCHER, Brian	1999-02, 2009-11
C	COUSINS, Nick	2014-17	D	KUKKONEN, Lasse	2006-08	G	BURKE, Sean	1997-98, 2003-04
D	DUCHESENE, Steve	1998-99	G	LEMELIN, Rejean (DNP)	1977-78	LW	COTE, Riley	2006-07
C	EVANS, John	1982-83	C	MANDERVILLE, Kent	1999-02	G	ERSSON, Samuel	2022-23
D	FINLEY, Jeff	1993-94	LW	PATERSON, Joe	1985-86	G	HACKETT, Jeff	2003-04
RW	GUAY, Paul	1983-84	D	PRINTZ, David	2005-06	G	HEETER, Calvin	2013-14
D	HARRIS, Ted	1974-75	D	RAGNARSSON, Marcus	2002-04	G	JENSEN, Darren	1984-85
LW	JOSEPH, Chris	1998-99	D	SAMUELSSON, Kjell	1986-92, 95-98	G	LaFOREST, Mark	1987-89
D	KOVALENKO, Andrei	1998-99	D	SEIDENBERG, Dennis	2005-06	G	LAROCQUE, Michel	1982-84
LW	MacADAM, Al	1973-74	D	STANLEY, Daryl	1983-84	G	MRAZEK, Jerome	1975-76
D	MAIR, Jimmy	1970-71	RW	VERVERGAERT, Dennis	1978-80	G	PEETERS, Pete	1978-82, 89-91
D	MCCARTHY, Kevin	1977-79	29			G	PICKARD, Calvin	2018-19
D	MURRAY, Terry	1975-77	D	CARKNER, Terry	1988-93	G	RESCH, Glenn	1985-87
RW	PLANTE, Pierre	1971-72	D/LW	COCHRANE, Glen	1982-85	G	ROUSSEL, Dominic	1991-96, 96-97
LW	PODIEN, Shjon	1994-99	C	CRISP, Terry	1972-73	G	TALBOT, Cam	2018-19
C	POEHLING, Ryan	2023-24	LW	DEAN, Barry	1977-79	34		
D	POTVIN, Jean	1971-73	D	DYKHUIS, Karl	1998-00	D	BAILEY, Reid	1980-81
C	PRIMEAU, Keith	1999-06	G	EMERY, Ray	2009-10, 13-16	RW	BARRIE, Len	1992-93
RW	SALESKI, Don	1971-76	LW	FEDORUK, Todd	2000-04, 06-07	LW	BERUBE, Craig	1986-88
LW	SCHULTZ, Dave	1971-72	LW	FOTIU, Nick	1987-88	D	BOWEN, Jason	1996-97
LW	STEVENS, Kevin	2000-01	D	GODENOUGH, Larry	1975-76	LW	BRICKLEY, Andy	1982-83
C	TALBOT, Maxime	2012-14	D	GUENIN, Nate	2007-09	C	DOWD, Jim	2007-08
LW	THORESEN, Patrick	2007-08	D	GUSTAFSSON, Erik	2012-13	LW	FITZPATRICK, Ross	1984-85
LW	vanRIEMSDYK, James	2018-23	D	JONES, Randy	2005-06	LW	GILLIS, Jere	1986-87
C	WHITE, Ryan	2014-16	D	McGILL, Ryan	1994-95	RW	GUAY, Paul	1984-85
C	ZEZEL, Peter	1984-88	D	McHARGHEY, Jack	1974-77, 79-81	RW	HARDING, Jeff	1988-90
26			LW	ODJICK, Gino	1999-01	D	HOFFMEYER, Bob	1982-83
C	BUTSAYEV, Viacheslav	1993-94	D	ODUYA, Johnny	2017-18	C	HOLMSTROM, Ben	2010-12
D	COLAIACOVO, Carlo	2014-15	C	OTTO, Joel	1995-98	D	KONAN, Matt	2012-13
RW	CROWE, Phil	1995-96	D	PICARD, Alexandre	2006-07	G	LYON, Alex	2018-21
RW	DRUCE, John	1995-98	D	RACINE, Yves	1993-94	C	MacNEIL, Ian	2002-03
D	EMINGER, Steve	2008-09	D	STANLEY, Daryl	1985-87	G	McLEOD, Don	1971-72
LW	FEDOTENKO, Ruslan	2000-02	LW	VOPAT, Roman	1998-99	D	MEYER, Freddy	2005-07
D	FOLIN, Christian	2018-19	LW	ZOLNIERCZYK, Harry	2011-13	G	MRAZEK, Petr	2017-18
D	GUSTAFSSON, Erik	2011-14	30			D	PATTERSON, Dennis	1979-80
C	HANDZUS, Michal	2002-06	G	BACKLUND, Johan	2009-12	C	POULIN, Dave	1982-83
C	HOSTAK, Martin	1990-92	G	BELHUMEUR, Michel	1972-73	D	RICHTER, Dave	1985-86
D	HYNES, Gord	1992-93	G	BRYZAGALOW, Ilya	2011-13	D	ROOT, Bill	1987-88
C	KINDRACHUK, Orest	1972-78	G	GAMBLE, Bruce	1970-72	C	SEMENOV, Anatoli	1995-96
C	LINSEMAN, Ken	1978-82	G	GILLOW, Russ (DNP)	1971-72	D	STANLEY, Daryl	1984-85
D	MODRY, Jaroslav	2007-08	G	HOFFORT, Bruce	1990-92	G	VANBIESBROUCK, John	1998-00
D	PICARD, Alexandre	2006-07	G	INNESS, Gary	1975-77	C	WILLIAMS, Gordie	1982-83
LW	PROPP, Brian	1982-90	G	JENSEN, Darren	1985-86	35		
RW	REID, Darren	2006-08	G	McLEOD, Don	1971-72	D	BAILEY, Reid	1981-82
D	SYVRET, Danny	2008-10, 12-13	G	NEUWIRTH, Michal	2016-19	G	BEAUREGARD, Stephane	1992-93
D	VANDERMEER, Jim	2007-08	G	NITTYMAKI, Antero	2003-09	G	BELHUMEUR, Michel	1972-73
D	WALKER, Sean	2023-24	G	PARENT, Bernie	1967-71	G	BOBROVSKY, Sergei	2010-12
LW	ZELEPUKIN, Valeri	1998-00	G	SETTLEMIRE, Dave (DNP)	1989-90	G	CARON, Sebastien (DNP)	2009-10
D	ZETTLER, Rob	1993-95	G	SNOW, Garth	1995-98	G	CHABOT, Frederic	1993-94
27			G	SODERSTROM, Tommy	1992-94	G	COCHRANE, Glen	1983-84
LW	AFANASENKO, Dmitry	2006-07	G	ST.CROIX, Rick	1977-83	D	DUCHESENE, Jeremy	2009-10
RW	BAILEY, Justin	2018-19	G	TAYLOR, Bobby	1971-76	G	FOSTER, Norm (DNP)	1993-94
C	CATES, Noah	2023-24	G	YOUNG, Wendell	1987-88	G	FROESE, Bob	1982-87
LW	COWICK, Bruce	1973-74	31			G	GREENLAY, Mike (DNP)	1994-95
RW	DOWNIE, Steve	2007-09	D	BATHE, Frank	1978-83	D	HOFFMEYER, Bob	1982-83
D	ERIKSSON, Thomas	1983-86	G	LINDBERGH, Pelle	1981-86	G	HOULE, Martin	2006-08
D	GERVAIS, Bruno	2012-13	G	MYRE, Phil	1979-81	G	JONES, Martin	2021-22
C	GORDON, Boyd	2016-17	LW	RITCHIE, Bob	1976-77	G	KUNTAR, Les (DNP)	1994-95
G	HEXTALL, Ron	1986-92, 94-99	32			G	LITTLE, Neil	1996-04
LW	HAVAC, Jan	2001-02	D	BAST, Ryan	1998-00	G	MASON, Steve	2012-17
RW	LEACH, Reggie	1974-75, 80-81	LW	BERUBE, Craig	1999-00	RW	MICHAYLUK, Dave	1981-82
D	McGILL, Ryan	1992-94	RW	BROWN, Dave	1982-83	G	STEPHENSON, Wayne	1974-79
C	PYORALA, Mika	2009-10	G	CECHMANEK, Roman	2000-03	G	STORR, Jamie (DNP)	2005-06
C	ROBITAILLE, Randy	2006-07	LW	COTE, Riley	2007-09	C	TAYLOR, Mark	1981-82
C	SAVAGE, Andre	2002-03	LW/C	CRAVEN, Murray	1984-91	C	WILLIAMS, Gordie	1981-82
C	SITTLER, Darryl	1983-84	C	DUNLOP, Blake	1977-79	G	WREGGET, Ken	1988-92
POS.	PLAYER	SEASON(S)	LW	FITZPATRICK, Ross	1982-83	36		

ALL-TIME ROSTER (NUM.)

POS.	PLAYER	SEASON(S)	POS.	PLAYER	SEASON(S)	POS.	PLAYER	SEASON(S)
LW	ADAMS, Greg	1980-81	C	BERGEN, Todd	1984-85	C	GARDNER, Rhett	2024-*
RW	ALLISON, Ray	1986-87	G	ESCHE, Robert	2002-07	G	GILMOUR, Darryl (DNP)	1987-88
D	ANDRAE, Emil	2023-*	RW	HODGSON, Hayden	2021-22	G	LEIGHTON, Michael	2006-07, 09-13
D	BAILEY, Reid	1981-82	LW	MANTHA, Moe	1991-92	G	LYON, Alex	2017-18
RW	BOULERICHE, Jesse	2007-08	LW	NACHBAUR, Don	1985-90	G	OUELLET, Maxime	2000-01
C	CLARKE, Bobby	1981-82	LW	PICARD, Michel	2000-01	G	PELLETIER, Jean-Marc	1998-00
RW	ELLISON, Matt	2006-07	RW	ROMANIUK, Russ	1995-96	LW	SAVAGE, Brian	2005-06
LW	FAUST, Andre	1992-94	C	ROSS, Jared	2008-10		50	
RW	GORENCE, Tom	1982-83	D	ST.JACQUES, Bruno	2001-02	D	GINNING, Adam	2023-*
C	HACHBORN, Len	1983-84	LW	ZUBRUS, Dainius	1996-97	D	MORIN, Samuel	2016-17
LW	HILL, Al	1987-88		43		D	SANDELIN, Scott	1990-91
RW	KAVANAGH, Pat	2005-06	G	BIRON, Martin	2006-09		51	
LW	KUSHNER, Dale	1989-90	D	BOURDON, Marc-Andre	2011-12	C	FILPPULA, Valteri	2016-18
RW	LACOMBE, Normand	1989-90	D	DELMORE, Andy	1998-01	D	FRITSCH, Jamie	2008-09
D	McCARTHY, Kevin	1985-87	D	FLOCKHART, Ron	1980-82	D	JONES, Randy	2003-04
C	McDONALD, Colin	2015-17	LW	HORACEK, Tony	1991-92	C	SHARP, Patrick	2002-03
LW	MOKOSAK, Carl	1985-86	D	JONSSON, Lars	2006-08		52	
C	POWE, Darroll	2008-11	D	MALGUNAS, Stewart	1993-94	C	COUSINS, Nick	2014-17
C	RINALDO, Zac	2010-15	D	SKOLNEY, Wade	2005-06	LW	FEDORUK, Todd	2000-01
D	ROBERTS, Gordie	1987-88	RW	VERVERGAERT, Dennis	1978-79	RW	FOERSTER, Tyson	2022-23
D	RUMBLE, Darren	1990-91	C	VILGRAIN, Claude	1993-94	LW	GRANT, Tristen	2006-08
LW	SANDIN, Linus	2021-22	D	MANNING, Brandon	2014-18		53	
D	SEIDENBERG, Dennis	2002-04		44		D	BOWEN, Jason	1995-96
C	WALZ, Wes	1991-93	D	BABYCH, Dave	1997-99	D	GOSTISBEHERE, Shayne	2014-21
	37		D/LW	COCHRANE, Glen	1980-81	RW	TOLPEKO, Denis	2007-08
D	ANDERSON, Shawn	1994-95	D	CRONIN, Shawn	1992-93		54	
D	BELPEDILO, Louis	2023-*	LW	DESLAURIERS, Nicolas	2022-*	LW	LINDBLOM, Oskar	2017-18
C	BERGLUND, Bo	1985-86	D	EATON, Mark	1999-00	D	PRINTZ, David	2006-07
D	DESJARDINS, Eric	1994-06	D	FOSTER, Corey	1991-92	RW	WESENBERG, Brian	1998-00
G	ELLIOTT, Brian	2017-21	D	HUBER, Willie	1987-88	D	ZAMULA, Egor	2020-23
C	FREER, Mark	1986-92	D	NINIMAA, Janne	1996-98		55	
LW	HILL, Al	1976-80	D	PITKANEN, Joni	2003-07	RW	BRENDL, Pavel	2001-03
LW	KALINSKI, Jon	2009-11	C	SEMENOV, Anatoli	1994-95	LW	EAGER, Ben	2005-08
C	LAMOUREUX, Mitch	1987-89	C	STOCK, P.J.	2000-01	C	GRATTON, Chris	1997-98
D	ROSEHILL, Jay	2012-15	C	STOTHERS, Mike	1984-88	D	MAROV, Danny	2003-04
C	TOOKEY, Tim	1986-87	C	THOMPSON, Nate	2021-22	LW/D	MORIN, Samuel	2020-22
	38		D	TIMONEN, Kimmo	2007-14	D	RISTOLAINE, Rasmus	2022-*
C	BROWN, Patrick	2021-23	C	VARONE, Phil	2018-19	D	SAMUELSSON, Ulf	1999-00
RW	HARTMAN, Ryan	2018-19		45		D	SCHULTZ, Nick	2014-17
RW	HEALY, Paul	1996-98	RW	ASHAM, Aaron	2008-10	D	TOLLEFSEN, Ole-Kristian	2009-10
D	LAURIDSEN, Oliver	2012-15	RW	DIONNE, Gilbert	1994-96		56	
C	PLANTE, Derek	2000-01	C	FREER, Mark	1987-88	LW	GOULBOURNE, Tyrell	2017-18
C	WASHBURN, Steve	1999-00, 2000-01	RW	JENSEN, Chris	1989-91	RW	GIROUX, Claude	2007-08
	39		D	O'NEILL, Will	2017-18	D	GUSTAFSSON, Erik	2020-21
D	FENYVES, Dave	1987-92	D	PICARD, Alexandre	2006-08	G	McKENNA, Mike	2018-19
LW	FITZPATRICK, Ross	1985-86	C	PROSPAL, Vaclav	1996-97		57	
LW	GOULBOURNE, Tyrell	2018-19	LW	SHELLEY, Jody	2010-13	RW	ALLISON, Wade	2020-24
D	LANK, Jeff	1999-00	D	SLANEY, John	2003-04		58	
G	MOORE, Robbie	1978-80	D	YORK, Cam	2020-23	LW	ARMSTRONG, BillH.	1990-92
C	MURRAY, Marty	2001-03		46		C	LACYNSKI, Tanner	2020-23
C	MURRAY, Mike	1987-88	C	BIGGS, Don	1989-90	LW	LEIER, Taylor	2015-17
D	PROSSER, Nate	2020-21	RW	BRINK, Bobby	2021-23		59	
	40		RW	CONROY, Al	1991-93	C	CATES, Jackson	2020-23
LW	BOIVIN, Claude	1991-92	RW	DANIELS, Kimbi	1990-91	D	FRIEDMAN, Mark	2018-19
D	BRIMANIS, Aris	1993-96	LW	GRATTON, Josh	2005-06		60	
D	CHYCHRUN, Jeff	1986-87	LW	KALINSKI, Jon	2008-09	RW	RADUNS, Nate	2008-09
G	HUTTON, Carter (DNP)	2009-10	D	MARSHALL, Kevin	2011-12		61	
C	LECAVALIER, Vincent	2013-16	D	TIMONEN, Jussi	2006-07	D	BRAUN, Justin	2019-22, 22-23
RW	MELOCHE, Eric	2006-07		47		D	MYERS, Philippe	2018-19
G	PETERSEN, Cal	2023-*	D	ATTARD, Ronnie	2021-23	C	YORK, Mike	2006-07
C	PROSPAL, Vaclav	2007-08	D	HUBER, Willie	1987-88	RW	AUBE-KUBEL, Nicolas	2018-22
RW	RUZICKA, Stefan	2005-06	LW	JONES, Brad	1991-92	D	LATAL, Jiri	1989-90
RW	SLOANE, David	2008-09	RW	LAW, Kirby	2000-01, 2002-04	RW	LYCKSELL, Olle	2022-*
D	SMYTH, Greg	1986-87	D	MacDONALD, Andrew	2013-19		64	
C	WEAL, Jordan	2015-19	D	SABOL, Shaun	1989-90	RW	SUSHKO, Maksim	2020-22
LW	ZENT, Jason	1998-00	D	SBISA, Luca	2008-09		65	
	41		LW	WELLWOOD, Eric	2010-13	LW	GREENTREE, Kyle	2007-08
D	ALBERTS, Andrew	2008-09		48		D	GUENIN, Nate	2006-07
G	BURKE, Sean	2003-04	C	BRIERE, Danny	2007-13		66	
D	HOLAN, Milos	1993-94	LW	FORBES, Colin	1996-97	LW	DUPRE, Yanick	1991-92
D	MESZAROS, Andrej	2010-14	C	FROST, Morgan	2019-*		67	
LW	MULVENNA, Glenn	1992-93	D	HAGG, Robert	2016-17	G	MUNROE, Scott(DNP)	2006-09
LW	PEDERSON, Mark	1990-91	D	MEYER, Freddy	2003-04		68	
D	PICARD, Alexandre	2005-07	D	ROOT, Bill	1987-88	RW	HOFFORT, Bruce	1989-90
D	STEVENS, John	1986-88	LW	SIMPSON, Reid	1991-92	RW	JAGR, Jaromir	2011-12
G	STOLARZ, Anthony	2016-19		49		RW	LACOMBE, Normand	1989-90
	42		C	CATES, Noah	2021-23		70	
C	AKESON, Jason	2012-15	G	D'AMOUR, Marc	1988-89			
LW	BERANEK, Josef	1992-95	LW	FARABEE, Joel	2019-20			



ALL-TIME ROSTER (NUM.)

POS.	PLAYER	SEASON(S)
D	RISTOLAINEN, Rasmus	2021-22
	71	
RW	FOERSTER, Tyson	2023-24
C	WILLMAN, Maxwell	2021-22
	72	
RW	KASE, David	2019-21
G	ZEPP, Rob	2014-15
	73	
C	DESNOYERS, Elliot	2023-24
	74	
RW	TIPPETT, Owen	2021-22
RW	VECCHIONE, Mike	2016-17
	75	
D	GILL, Hal	2013-14
	76	
LW	RATCLIFFE, Isaac	2021-22
C	VANDEVELDE, Chris	2013-17
	77	
D	COFFEY, Paul	1996-98
D	DeANGELO, Tony	2022-23
C	GRATTON, Chris	1998-99
D	JOHNSON, Erik	2024-25
C	OATES, Adam	2001-02
D	PARENT, Ryan	2006-10
D	ZHITNIK, Alexei	2006-07
	78	
LW	BELLEMARE, Pierre-Edouard	2014-17
	79	
G	HART, Carter	2018-24
	81	
LW	TWARYNSKI, Carsen	2019-21
	82	
C	BUNNAMAN, Connor	2019-22
G	FEDOTOV, Ivan	2023-24
	84	
D	HOGBERG, Linus	2022
	86	
LW	FARABEE, Joel	2020-21
	87	
LW	BRASHEAR, Donald	2001-06
	88	
D	LINDROS, Eric	1992-00
	89	
RW	ATKINSON, Cam	2021-24
C	COMRIE, Mike	2003-04
	92	
RW	TOCCHET, Rick	1999-02
	93	
C	NEDVED, Petr	2005-07
RW	VORACEK, Jakub	2011-21
RW	ZHERDEV, Nikolay	2010-11
	94	
D	ELLIS, Ryan	2021-22
	97	
C	ROENICK, Jeremy	2001-04
	98	
D	METE, Victor	2023-24

- **OCTOBER 18, 1967:** Acquired Rosaire Paiement from Boston in exchange for a first-round selection (4th overall – Rick MacLeish) in the 1970 NHL Draft.
- **OCTOBER 23, 1967:** Acquired Larry Zeidel from Cleveland (AHL) in exchange for Cash.
- **FEBRUARY 27, 1968:** Acquired Art Stratton from Pittsburgh in exchange for Wayne Hicks.
- **MAY 20, 1968:** Acquired Earl Heiskala from Seattle in exchange for Art Stratton and John Hanna.
- **JUNE 11, 1968:** Acquired Darryl Edestrand and Jerry Melnyk from St. Louis in exchange for Lou Angotti and Ian Campbell.
- **MARCH 2, 1969:** Acquired Bill Sutherland, Gerry Meehan, and Mike Byers from Toronto in exchange for Brit Selby and Forbes Kennedy.
- **MAY 14, 1969:** Acquired Wayne Hillman from Minnesota for John Mizuk; Acquired Cash from St. Louis in exchange for Ron Buchanan.
- **JUNE 6, 1969:** Acquired Reggie Flemming from NY Rangers in exchange for Don Blackburn and Leon Rochefort.
- **JUNE 10, 1969:** Acquired Cash from Minnesota in exchange for Bob Barlow.
- **JUNE 12, 1969:** Acquired Jean-Guy Gendron from Montreal in exchange for Cash.
- **MAY 20, 1970:** Acquired Brent Hughes from Los Angeles in exchange for Mike Byers.
- **MAY 22, 1970:** Acquired Barry Ashbee from Hershey (AHL) in exchange for Darryl Edestrand and Larry McKillop.
- **JUNE 11, 1970:** Acquired George Swarbrick from Pittsburgh in exchange for Terry Ball.
- **JANUARY 31, 1971:** Acquired Rick MacLeish and Danny Schock from Boston in exchange for Mike Walton.
- **JANUARY 31, 1971:** Acquired Mike Walton, Bruce Gamble, and a first-round selection (9th overall – Pierre Plante) from Toronto in exchange for Bernie Parent and a second-round selection (22nd overall – Rick Kehoe) in the 1971 NHL Draft.
- **JUNE 13, 1971:** Acquired Larry Mickey from Los Angeles in exchange for Larry Hillman.
- **OCTOBER 15, 1971:** Acquired Rick Foley from Chicago in exchange for Andre Lacroix.
- **NOVEMBER 16, 1971:** Acquired Larry Keenan from Buffalo in exchange for Larry Mickey.
- **JANUARY 28, 1972:** Acquired Bill Flett, Ed Joyal, Ross Lonsberry, and Jean Potvin from Los Angeles in exchange for Serge Bernier, Jimmy Johnson, and Bill Lesuk.
- **AUGUST 3, 1972:** Acquired John McKenzie from Boston in exchange for Cash.
- **DECEMBER 14, 1972:** Acquired Andre Dupont and a third-round selection (40th overall – Bob Stumpf) in the 1973 NHL Draft from St. Louis in exchange for Brent Hughes and Pierre Plante.
- **MARCH 5, 1973:** Acquired Terry Crisp from NY Islanders in exchange for Jean Potvin and a player to be named later (Glen Irwin).
- **MAY 15, 1973:** Acquired Toronto's rights to Bernie Parent and a second-round selection (20th overall – Larry Goodenough) from Toronto in exchange for a first-round selection (10th overall – Bob Neely) in the 1973 NHL Draft and future considerations (Doug Favell).
- **MAY 15, 1973:** Acquired Serje Lajeunesse from Detroit in exchange for Rick Foley.
- **MAY 23, 1973:** Acquired Cash from Toronto in exchange for Willie Brossart.
- **MAY 25, 1973:** Acquired Bruce Cowick from San Diego (WHL) in exchange for Bob Carrier, Tom Trevelyan, and Bob Hurlbust.
- **JULY 27, 1973:** Sent Doug Favell to Toronto to complete May 15, 1973 trade.
- **MAY 24, 1974:** Acquired Reggie Leach from California in exchange for Larry Wright, Al MacAdam, and a first-round selection (17th overall – Ron Chipperfield) in the 1974 NHL Draft.
- **MAY 27, 1974:** Acquired Dave Fortier and Randy Osburn from Toronto in exchange for Bill Flett.
- **SEPTEMBER 16, 1974:** Acquired Wayne Stephenson from St. Louis in exchange for Philadelphia's rights to Randy Andreachuk and a second-round selection (36th overall – Jamie Masters) in the 1975 NHL Draft.
- **SEPTEMBER 16, 1974:** Acquired Ted Harris from St. Louis in exchange for Cash.
- **DECEMBER 11, 1974:** Acquired Ron Chipperfield from California in exchange for George Pesut.
- **JUNE 4, 1975:** Acquired a first-round selection (1st overall – Mel Bridgman) from Washington in exchange for Bill Clement, Don McLean, and a first-round selection (18th overall – Alex Forsyth) in the 1975 NHL Draft.
- **DECEMBER 15, 1975:** Acquired a player to be named later (John Paddock) from Washington in exchange for Bob Sirois.
- **MARCH 9, 1976:** Acquired Gary Inness from Pittsburgh in exchange for Bobby Taylor and Ed Van Impe.
- **SEPTEMBER 29, 1976:** Acquired a fourth-round selection (67th overall – Yves Guillemette) in the 1977 NHL Draft and a second-round selection – later transferred to Colorado (27th overall – Merlin Malinowski) in the 1978 NHL Draft from Los Angeles in exchange for Dave Schultz.
- **NOVEMBER 24, 1976:** Acquired Harvey Bennett from Washington in exchange for Cash.
- **DECEMBER 4, 1976:** Acquired Cash from Washington in exchange for Bill Collins.
- **JANUARY 20, 1977:** Acquired Bob Dailey from Vancouver in exchange for Larry Goodenough and Jack McIlhargey.
- **FEBRUARY 17, 1977:** Acquired Rick Lapointe and Mike Korney from Detroit in exchange for Terry Murray, Bob Ritchie, Steve Coates, and Dave Kelly.
- **JUNE 17, 1977:** Acquired future considerations (Paul Evans) from Los Angeles in exchange for Steve Short.
- **AUGUST 5, 1977:** Acquired Barry Dean from Colorado in exchange for Mark Suzor.
- **OCTOBER 28, 1977:** Acquired Blake Dunlop and a third-round selection (37th overall – Gord Salt) in the 1978 NHL Draft from Minnesota in exchange for Harvey Bennett.
- **NOVEMBER 1, 1977:** Acquired Terry Murray from Detroit in exchange for Cash.
- **NOVEMBER 3, 1977:** Acquired Paul Evans from Los Angeles to complete June 17, 1977 trade.
- **JUNE 2, 1978:** Acquired a first-round selection (7th overall – Ken Linseman) in the 1978 NHL Draft from NY Rangers in exchange for Fred Shero.
- **JUNE 14, 1978:** Acquired a first-round selection (6th overall – Behn Wilson) in the 1978 NHL Draft and future considerations from Pittsburgh in exchange for Tom Bladon, Ross Lonsberry, and Orest Kindrachuk.
- **AUGUST 31, 1978:** Acquired Cash from Colorado in exchange for Joe Watson.
- **DECEMBER 29, 1978:** Acquired Dennis Vervegaert from Vancouver in exchange for Drew Callander and Kevin McCarthy.
- **MARCH 3, 1979:** Acquired future considerations from Colorado in exchange for Don Saleski.
- **JUNE 7, 1979:** Acquired Phil Myre from St. Louis in exchange for Blake Dunlop and Rick Lapointe.
- **AUGUST 16, 1979:** Acquired a third-round selection (47th overall – Barry Tabobondung) in the 1981 NHL Draft from Washington in exchange for Wayne Stephenson.
- **SEPTEMBER 4, 1979:** Acquired a fifth-round selection (65th overall – Dave Michayluk) in the 1981 NHL Draft from Detroit in exchange for Dennis Sobchuk.



ALL-TIME TRADES

- **JANUARY 2, 1980:** Acquired Jack McIlhargey from Vancouver in exchange for Cash.
- **JUNE 11, 1980:** Acquired Ron Areshenkoff and a 10th-round selection (195th overall – Bob O'Brien) in the 1980 NHL Draft from Edmonton in exchange for Barry Dean.
- **AUGUST 11, 1980:** Acquired Cash from Quebec in exchange for John Paddock.
- **AUGUST 21, 1980:** Acquired a third-round selection (47th overall – Bill Campbell) in the 1982 NHL Draft from Washington in exchange for Bob Kelly.
- **SEPTEMBER 15, 1980:** Acquired a seventh-round selection (137th overall – Vladimir Svitek) in the 1981 NHL Draft and Cash from Quebec in exchange for Andre Dupont.
- **NOVEMBER 21, 1980:** Acquired a second-round selection – later transferred to Toronto (25th overall – Peter Ihnacak) in the 1982 NHL Draft from Hartford in exchange for Norm Barnes and Jack McIlhargey.
- **FEBRUARY 26, 1981:** Acquired Cash from Colorado in exchange for Phil Myre.
- **JULY 3, 1981:** Acquired Ray Allison, Fred Arthur, a first-round selection (4th overall – Ron Sutter), and a third-round selection (46th overall – Miroslav Dvorak) from Hartford in exchange for Rick MacLeish, Blake Wesley, Don Gillen, a first-round selection (14th overall – Paul Lawless), a second-round selection (35th overall – Mark Paterson), and a third-round selection (56th overall – Kevin Dineen) in the 1982 NHL Draft.
- **NOVEMBER 11, 1981:** Acquired Brad Marsh from Calgary in exchange for Mel Bridgman.
- **JANUARY 20, 1982:** Acquired Darryl Sittler from Toronto in exchange for Rick Costello, a second-round selection (25th overall – Peter Ihnacak) in the 1982 NHL Draft, and future considerations (Ken Strong).
- **JUNE 9, 1982:** Acquired Brad McCrimmon from Boston in exchange for Pete Peeters.
- **AUGUST 20, 1982:** Acquired Mark Howe and a third-round selection (44th overall – Derrick Smith) from Hartford in exchange for Greg Adams, Ken Linseman, a first-round selection (20th overall – David Jensen), and a third-round selection (61st overall – Leif Karlsson) in the 1983 NHL Draft.
- **OCTOBER 22, 1982:** Acquired Bob Hoffmeyer from Edmonton in exchange for Peter Dineen.
- **JANUARY 11, 1983:** Acquired Michel Larocque from Toronto in exchange for Rick St. Croix.
- **JUNE 8, 1983:** Acquired Doug Crossman and a second-round selection (27th overall – Scott Mellanby) in the 1984 NHL Draft from Chicago in exchange for Behn Wilson.
- **OCTOBER 23, 1983:** Acquired Rich Sutter, a second-round selection (22nd overall – Greg Smyth), and a third-round selection (43rd overall – David McLay) from Pittsburgh in exchange for Andy Brickley, Mark Taylor, Ron Flockhart, a first-round selection (16th overall – Roger Belanger), and a third-round selection – later transferred to Vancouver (58th overall – Mike Stevens) in the 1984 NHL Draft.
- **JANUARY 5, 1984:** Acquired Cash from St. Louis in exchange for Michel Larocque.
- **JANUARY 8, 1984:** Acquired future considerations from Detroit in exchange for Rick MacLeish.
- **FEBRUARY 23, 1984:** Acquired Minnesota's rights to Paul Guay and a third-round selection (48th overall – Darryl Gilmour) in the 1985 NHL Draft from Minnesota in exchange for Paul Holmgren.
- **SEPTEMBER 27, 1984:** Acquired future considerations from New Jersey in exchange for Sam St. Laurent.
- **OCTOBER 10, 1984:** Acquired Joe Paterson and Murray Craven from Detroit in exchange for Darryl Sittler.
- **OCTOBER 16, 1984:** Acquired Tim Young from Winnipeg in exchange for future considerations.
- **MARCH 12, 1985:** Acquired a third-round selection – later transferred to Vancouver (49th overall – Don Gibson) in the 1986 NHL Draft from Vancouver in exchange for Glen Cochrane.
- **OCTOBER 11, 1985:** Acquired Steve Seguin and a second-round selection (23rd overall – Jukka Seppo) from Los Angeles in exchange for Paul Guay and a fourth-round selection – later reacquired by Philadelphia (83rd overall – Mark Bar) in the 1986 NHL Draft.
- **NOVEMBER 29, 1985:** Acquired Bo Berglund and Dave Richter from Minnesota in exchange for Ed Hospodar and Todd Bergen.
- **DECEMBER 6, 1985:** Acquired Cash from Los Angeles in exchange for Len Hachborn.
- **DECEMBER 18, 1985:** Acquired a fourth-round selection (83rd overall – Kent Hawley) in the 1986 NHL Draft from Los Angeles in exchange for Joe Paterson.
- **MARCH 11, 1986:** Acquired Glenn "Chico" Resch from New Jersey in exchange for a third-round selection (62nd overall – Marc Laniel) in the 1986 NHL Draft.
- **JUNE 6, 1986:** Acquired J.J. Daigneault, a second-round selection (28th overall – Kent Hawley) in the 1986 NHL Draft, and a fifth-round selection – later transferred to Vancouver (87th overall – Sean Fabian) in the 1987 NHL Draft from Vancouver in exchange for Rich Sutter, Dave Richter, and a third-round selection (49th overall – Don Gibson) in the 1986 NHL Draft.
- **JUNE 21, 1986:** Acquired Mike Murray from NY Islanders in exchange for a fifth-round selection (104th overall – Todd McLellan) in the 1986 NHL Draft.
- **OCTOBER 30, 1986:** Acquired Dom Campedelli from Montreal in exchange for Andre Villeneuve.
- **DECEMBER 18, 1986:** Acquired Kjell Samuelsson and a second-round selection (34th overall – Patrik Juhlin) in the 1989 NHL Draft from NY Rangers in exchange for Bob Froese.
- **MARCH 9, 1987:** Acquired Jeff Brubaker from Edmonton in exchange for Dom Campedelli.
- **JUNE 13, 1987:** Acquired Mark LaForest from Detroit in exchange for a second-round selection (41st overall – Bob Wilkie) in the 1987 NHL Draft.
- **JULY 21, 1987:** Acquired Cash from NY Rangers in exchange for Jeff Brubaker.
- **AUGUST 26, 1987:** Acquired a first-round selection – later transferred to Toronto (21st overall – Steve Bancroft) in the 1989 NHL Draft and a third-round selection (63rd overall – Dominic Roussel) in the 1988 NHL Draft from Calgary in exchange for Brad McCrimmon.
- **AUGUST 31, 1987:** Acquired Wendell Young and a third-round selection (44th overall – Kimbi Daniels) in the 1990 NHL Draft from Vancouver in exchange for Darren Jensen and Daryl Stanley.
- **DECEMBER 4, 1987:** Acquired a fifth-round selection – later transferred to Minnesota (87th overall – Pat McLeod) in the 1989 NHL Draft in exchange for Mike Stothers.
- **JANUARY 22, 1988:** Acquired Paul Lawless from Hartford in exchange for Lindsay Carson.
- **FEBRUARY 9, 1988:** Acquired Gordie Roberts from Minnesota in exchange for a fourth-round selection (75th overall – Jean-Francois Quintin) in the 1989 NHL Draft.
- **MARCH 1, 1988:** Acquired Willie Huber from Vancouver in exchange for Paul Lawless and a fifth-round selection (92nd overall – Peter White) in the 1989 NHL Draft.
- **MARCH 8, 1988:** Acquired a fifth-round selection – later upgraded to a fourth-round selection (72nd overall – Reid Simpson) in the 1989 NHL Draft from St. Louis in exchange for Gordie Roberts.
- **JUNE 21, 1988:** Acquired Mike Stothers from Toronto in exchange for Bill Root.
- **JULY 25, 1988:** Acquired Terry Carkner from Quebec in exchange for Greg Smyth and a third-round selection (54th overall – John Tanner) in the 1989 NHL Draft.

- **SEPTEMBER 1, 1988:** Acquired a third-round selection (47th overall – Chris Therien) from Pittsburgh in exchange for Wendell Young and a seventh-round selection (130th overall – Mika Valila) in the 1990 NHL Draft.
- **SEPTEMBER 28, 1988:** Acquired Chris Jensen from NY Rangers in exchange for Michael Boyce.
- **SEPTEMBER 29, 1988:** Acquired Jay Wells from Los Angeles in exchange for Doug Crossman.
- **NOVEMBER 7, 1988:** Acquired Scott Sandelin from Montreal in exchange for J.J. Daigneault.
- **NOVEMBER 29, 1988:** Acquired Mike Bullard from St. Louis in exchange for Peter Zezel.
- **DECEMBER 8, 1988:** Acquired Moe Mantha from Minnesota in exchange for a fifth-round selection (87th overall – Pat MacLeod) in the 1989 NHL Draft.
- **DECEMBER 12, 1988:** Acquired Steve Fletcher from Winnipeg in exchange for future considerations.
- **FEBRUARY 7, 1989:** Acquired Al Secord from Toronto in exchange for a fifth-round selection (96th overall – Keith Carney) in the 1989 NHL Draft.
- **FEBRUARY 7, 1989:** Acquired Keith Acton and a sixth-round selection (122nd overall – Dmitry Yushkevich) in the 1991 NHL Draft from Edmonton in exchange for Dave Brown.
- **MARCH 6, 1989:** Acquired Ken Wregget from Calgary in exchange for two first-round selections (12th overall – Rob Pearson; 21st overall – Steve Bancroft) in the 1989 NHL Draft.
- **JULY 21, 1989:** Acquired future considerations from Winnipeg in exchange for Shawn Cronin.
- **AUGUST 28, 1989:** Acquired Toronto's rights to Jiri Latal from Toronto in exchange for a seventh-round selection – later reacquired by Philadelphia (138th overall – Andrei Lomakin) in the 1991 NHL Draft.
- **SEPTEMBER 8, 1989:** Acquired a sixth-round selection – later upgraded to a fifth-round selection and transferred to Winnipeg (91st overall – Juha Ylonen) – and a seventh-round selection (138th overall – Andrei Lomakin) in the 1991 NHL Draft from Toronto in exchange for Mark LaForest.
- **SEPTEMBER 28, 1989:** Acquired future considerations from Winnipeg in exchange for Pete Peeters and Keith Acton.
- **OCTOBER 3, 1989:** Acquired Pete Peeters and Keith Acton from Winnipeg in exchange for a fifth-round selection (91st overall – Juha Ylonen) and the cancellation of future considerations owed to Philadelphia from the July 21, 1989 trade.
- **JANUARY 5, 1990:** Acquired Norman Lacombe from Edmonton in exchange for Edmonton's choice of either a fourth-round selection in the 1990 NHL Draft or a fourth-round selection in the 1991 NHL Draft. Edmonton exercised the 1990 option (67th overall – Joel Blain).
- **JANUARY 16, 1990:** Acquired Ken Linseman from Boston in exchange for Dave Poulin.
- **MARCH 2, 1990:** Acquired a second-round selection (42nd overall – Terran Sandwith) in the 1990 NHL Draft from Boston in exchange for Brian Propp.
- **MARCH 5, 1990:** Acquired Kevin Maguire and a second-round selection (40th overall – Mikael Renberg) in the 1990 NHL Draft from Buffalo in exchange for Jay Wells and a fourth-round selection (72nd overall – Peter Ambroziak) in the 1991 NHL Draft.
- **JUNE 16, 1990:** Acquired a third-round selection (52nd overall – Al Kinsky) in the 1990 NHL Draft from Toronto in exchange for Kevin Maguire and an eighth-round selection (160th overall – Dimitri Mironov) in the 1991 NHL Draft.
- **MARCH 5, 1991:** Acquired Mark Pederson from Montreal in exchange for a second-round selection (28th overall – Jim Campbell) in the 1991 NHL Draft.
- **MAY 30, 1991:** Acquired Steve Duchesne, Steve Kasper, and a fourth-round selection (86th overall – Aris Brimanis) in the 1991 NHL Draft from Los Angeles in exchange for Jeff Chychrun and Philadelphia's rights to Jari Kurri.
- **JULY 29, 1991:** Acquired a third-round selection (71st overall – Vaclav Prospal) in the 1993 NHL Draft from Toronto in exchange for Philadelphia's rights to Mike Bullard.
- **AUGUST 5, 1991:** Acquired future considerations from NY Rangers in exchange for Shaun Sabol.
- **AUGUST 8, 1991:** Acquired future considerations from NY Rangers in exchange for Don Biggs.
- **SEPTEMBER 22, 1991:** Acquired Rod Brind'Amour and Dan Quinn from St. Louis in exchange for Ron Sutter and Murray Barron.
- **NOVEMBER 13, 1991:** Acquired Kevin Dineen from Hartford in exchange for Murray Craven and a fourth-round selection (79th overall – Kevin Smyth) in the 1992 NHL Draft.
- **JANUARY 2, 1992:** Acquired Garry Galley, Wes Walz, and a third-round selection (77th overall – Milos Holan) in the 1993 NHL Draft from Boston in exchange for Gord Murphy, Brian Dobbin, a third-round selection (55th overall – Sergei Zholtok) in the 1992 NHL Draft, and a fourth-round selection (88th overall – Charles Paquette) in the 1993 NHL Draft.
- **FEBRUARY 7, 1992:** Acquired Ryan McGill from Chicago in exchange for Tony Horacek.
- **FEBRUARY 19, 1992:** Acquired Mark Recchi, Brian Benning, and a first-round selection (15th overall – Jason Bowen) in the 1992 NHL Draft from Pittsburgh in exchange for Rick Tocchet, Kjell Samuelsson, Ken Wregget, and a third-round selection (62nd overall – Dave Roche) in the 1993 NHL Draft.
- **FEBRUARY 27, 1992:** Acquired Moe Mantha from Winnipeg in exchange for future considerations.
- **JUNE 20, 1992:** Acquired Eric Lindros from Quebec in exchange for Mike Ricci, Peter Forsberg, Steve Duchesne, Kerry Huffman, Ron Hextall, Chris Simon, a first-round selection (10th overall – Jocelyn Thibault) in the 1993 NHL Draft, a first-round selection (10th overall – Nolan Baumgartner) in the 1994 NHL Draft, and \$15 million.
- **OCTOBER 1, 1992:** Acquired Brent Fedyk from Detroit in exchange for a fourth-round selection (88th overall – Charles Paquette) in the 1993 NHL Draft.
- **OCTOBER 1, 1992:** Acquired Stephane Beauregard from Winnipeg in exchange for a third-round selection – later reacquired by Philadelphia (77th overall – Milos Holan) in the 1993 NHL Draft and a fifth-round selection (114th overall – Frederic Deschenes) in the 1994 NHL Draft.
- **DECEMBER 8, 1992:** Acquired Dan Vinchelette from Tampa Bay in exchange for Steve Kasper.
- **DECEMBER 18, 1992:** Acquired Dave Snuggerud from San Jose in exchange for Mark Pederson.
- **JANUARY 16, 1993:** Acquired Josef Beranek and Greg Hagwood from Edmonton in exchange for Brian Benning.
- **FEBRUARY 2, 1993:** Acquired Bob Wilkie from Detroit in exchange for future considerations.
- **MARCH 18, 1993:** Acquired a ninth-round selection (226th overall – E.J. Bradley) in the 1993 NHL Draft from Calgary in exchange for Greg Paslawski.
- **JUNE 11, 1993:** Acquired a third-round selection (77th overall – Milos Holan) in the 1993 NHL Draft and a fifth-round selection (114th overall – Frederic Deschenes) in the 1994 NHL Draft from Winnipeg in exchange for Stephane Beauregard.
- **JUNE 20, 1993:** Acquired Jim Cummins and a fourth-round selection – later transferred to Boston (88th overall – Charles Paquette) in the 1993 NHL Draft from Detroit in exchange for Philadelphia's rights to Greg Johnson and a fifth-round selection (114th overall – Frederic Deschenes) in the 1994 NHL Draft.
- **AUGUST 5, 1993:** Acquired future considerations from San Jose in exchange for Shawn Cronin.



ALL-TIME TRADES

- **SEPTEMBER 9, 1993:** Acquired Stewart Malgunas from Detroit in exchange for a fifth-round selection (126th overall – David Arsenault) in the 1995 NHL Draft.
- **OCTOBER 5, 1993:** Acquired Yves Racine and a fourth-round selection (101st overall – Sebastien Valle) in the 1994 NHL Draft from Detroit in exchange for Terry Carkner.
- **NOVEMBER 28, 1993:** Acquired Rob Ramage from Montreal in exchange for future considerations.
- **NOVEMBER 30, 1993:** Acquired future considerations from Florida in exchange for Greg Hawgood.
- **FEBRUARY 1, 1994:** Acquired Rob Zettler from San Jose in exchange for Viacheslav Butsayev.
- **FEBRUARY 21, 1994:** Acquired Frederic Chabot from Montreal in exchange for future considerations.
- **MARCH 5, 1994:** Acquired Mark Lamb from Ottawa in exchange for Claude Boivin and Philadelphia's right to Kirk Daubenspeck.
- **MARCH 18, 1994:** Acquired Rob DiMaio from Tampa Bay in exchange for Jim Cummins and a fourth-round selection – later reacquired by Philadelphia (100th overall – Radovan Somik) in the 1995 NHL Draft.
- **MARCH 21, 1994:** Acquired an eighth-round selection (202nd overall – Raymond Giroux) in the 1994 NHL Draft from Dallas in exchange for Pelle Eklund.
- **JUNE 15, 1994:** Sent a second-round selection (36th overall – Ryan Johnson) in the 1994 NHL Draft to Florida as compensation for Bob Clarke.
- **JUNE 29, 1994:** Acquired Kevin Haller from Montreal in exchange for Yves Racine.
- **SEPTEMBER 6, 1994:** Acquired a fourth-round selection (100th overall – Radovan Somik) in the 1995 NHL Draft from Tampa Bay in exchange for Alexander Selivanov.
- **SEPTEMBER 22, 1994:** Acquired Ron Hextal and a sixth-round selection (132nd overall – Dmitri Tertyshny) in the 1995 NHL Draft from NY Islanders in exchange for Tommy Soderstrom.
- **FEBRUARY 2, 1995:** Acquired Mike Greenlay from Tampa Bay in exchange for Scott LaGrand.
- **FEBRUARY 9, 1995:** Acquired Eric Desjardins, Gilbert Dionne, and John LeClair from Montreal in exchange for Mark Recchi and a third-round selection (74th overall – Martin Hohenberger) in the 1995 NHL Draft.
- **FEBRUARY 10, 1995:** Acquired Cash from Montreal in exchange for Mark Lamb.
- **FEBRUARY 15, 1995:** Acquired Shawn Antoski from Vancouver in exchange for Josef Beranek.
- **FEBRUARY 16, 1995:** Acquired Karl Dykhuis from Chicago in exchange for Bob Wilkie and a fifth-round selection (130th overall – Kyle Calder) in the 1997 NHL Draft.
- **MARCH 8, 1995:** Acquired Anatoli Semenov from Anaheim in exchange for Milos Holan.
- **MARCH 13, 1995:** Acquired Brad Zavisha and a sixth-round selection (135th overall – Jamie Sokolsky) in the 1995 NHL Draft from Edmonton in exchange for Ryan McGill.
- **APRIL 7, 1995:** Acquired Petr Svoboda from Buffalo in exchange for Garry Galley.
- **JUNE 27, 1995:** Acquired Russ Romaniuk from Winnipeg in exchange for Philadelphia's rights to Jeff Finley.
- **JULY 8, 1995:** Acquired a fifth-round selection (124th overall – Per-Ragnar Bergkvist) in the 1996 NHL Draft from Toronto in exchange for Rob Zettler.
- **JULY 12, 1995:** Acquired Colorado's rights to Garth Snow from Colorado in exchange for a third-round selection – later transferred to Washington (78th overall – Shawn McNeil) – and a sixth-round selection (160th overall – Kai Fischer) in the 1996 NHL Draft.
- **AUGUST 30, 1995:** Acquired a first-round selection (15th overall – Dainius Zubrus) in the 1996 NHL Draft, a second-round selection (30th overall – Jean-Marc Pelletier) in the 1997 NHL Draft, and a fourth-round selection – later transferred to Los Angeles (84th overall – Mikael Simons) in the 1996 NHL Draft from Toronto in exchange for Dmitry Yushkevich and a second-round selection (50th overall – Francis Larivee) in the 1996 NHL Draft.
- **SEPTEMBER 20, 1995:** Acquired a seventh-round selection – later transferred to Carolina (169th overall – Andrew Merrick) in the 1997 NHL Draft from Winnipeg in exchange for Andre Faust.
- **NOVEMBER 16, 1995:** Acquired Pat Falloon from San Jose in exchange for Martin Spanhel, a first-round selection – later transferred to Phoenix (24th overall – Daniel Briere) – and a fourth-round selection – later transferred to Buffalo (106th overall – Mike Martone) in the 1996 NHL Draft.
- **DECEMBER 13, 1995:** Acquired Trent Klatt from Dallas in exchange for Brent Fedyk.
- **DECEMBER 28, 1995:** Acquired future considerations from Hartford in exchange for Kevin Dineen.
- **JANUARY 23, 1996:** Acquired Dan Quinn from Ottawa in exchange for future considerations.
- **FEBRUARY 6, 1996:** Acquired Bob Corkum from Anaheim in exchange for Chris Herperger and a seventh-round selection (178th overall – Tony Mohagen) in the 1997 NHL Draft.
- **FEBRUARY 27, 1996:** Acquired Tim Cheveldae and a third-round selection (64th overall – Chester Gallant) in the 1996 NHL Draft from Winnipeg in exchange for Dominic Roussel.
- **MARCH 15, 1996:** Acquired Dale Hawerchuk from St. Louis in exchange for Craig MacTavish.
- **MARCH 19, 1996:** Acquired Kerry Huffman from Ottawa in exchange for a ninth-round selection (239th overall – Sami Salo) in the 1996 NHL Draft; Acquired Brian Wesenberg from Anaheim in exchange for Anatoli Semenov and Philadelphia's rights to Mike Crowley; Acquired John Druce and a seventh-round selection (164th overall – Todd Fedoruk) in the 1997 NHL Draft from Los Angeles in exchange for a fourth-round selection (84th overall – Mikael Simons) in the 1996 NHL Draft.
- **JULY 18, 1996:** Acquired Frank Bialowas from Washington in exchange for future considerations.
- **DECEMBER 15, 1996:** Acquired Paul Coffey and a third-round selection (62nd overall – Kris Mallette) from Hartford in exchange for Kevin Haller, a first-round selection – later transferred to San Jose (23rd overall – Scott Hannan) – and a seventh-round selection (169th overall – Andrew Merrick) in the 1997 NHL Draft.
- **MARCH 18, 1997:** Acquired Frantisek Kucera from Vancouver in exchange for future considerations.
- **JUNE 18, 1997:** Acquired Edmonton's rights to Martin Cerven from Edmonton in exchange for a seventh-round selection (187th overall – Chad Hinz) in the 1997 NHL Draft.
- **JUNE 21, 1997:** Acquired a second-round selection – later transferred to Ottawa (58th overall – Chris Bala) in the 1998 NHL Draft from Dallas in exchange for a third-round selection (77th overall – Steve Gainey) in the 1997 NHL Draft.
- **AUGUST 20, 1997:** Acquired a first-round selection (22nd overall – Simon Gagne) in the 1998 NHL Draft, a first-round selection (22nd overall – Maxime Ouellet) in the 1999 NHL Draft, a first-round selection (28th overall – Justin Williams) in the 2000 NHL Draft, and a first-round selection (27th overall – Jeff Woywitka) in the 2001 NHL Draft from Tampa Bay in exchange for Mikael Renberg and Karl Dykhuis.
- **OCTOBER 15, 1997:** Acquired Edmonton's rights to Brant Myhras from Edmonton in exchange for Jason Bowen.
- **OCTOBER 21, 1997:** Acquired Mike Maneluk from Ottawa in exchange for future considerations.

- **JANUARY 17, 1998:** Acquired Alexandre Daigle from Ottawa in exchange for Pat Falloon, Vaclav Prospal, and a second-round selection (58th overall – Chris Bala) in the 1998 NHL Draft.
- **FEBRUARY 5, 1998:** Acquired Mike Sillinger from Vancouver in exchange for a conditional sixth-round selection – later upgraded to a fifth-round pick and reacquired by Philadelphia (139th overall – Garrett Prosofsky) in the 1998 NHL Draft.
- **MARCH 4, 1998:** Acquired Sean Burke from Vancouver in exchange for Garth Snow.
- **MARCH 9, 1998:** Acquired Roger Neilson from St. Louis in exchange for a sixth-round selection (180th overall – Tore Vikingstad) in the 1999 NHL Draft.
- **MARCH 24, 1998:** Acquired Dave Babych and a fifth-round selection (139th overall – Garrett Prosofsky) from Vancouver in exchange for a third-round selection (81st overall – Justin Morrison) in the 1998 NHL Draft; Acquired Dan McGillis and a second-round selection (42nd overall – Jason Beckett) in the 1998 NHL Draft from Edmonton in exchange for Janne Niinimaa.
- **JUNE 27, 1998:** Acquired a fifth-round selection (124th overall – Francis Belanger) in the 1998 NHL Draft from Chicago in exchange for Paul Coffey; Acquired a ninth-round selection (258th overall – Sergei Skrobot) in the 1998 NHL Draft from Dallas in exchange for a ninth-round selection (265th overall – Jamie Chamberlain) in the 1999 NHL Draft; Acquired a seventh-round selection (175th overall – Cam Ondrik) in the 1998 NHL Draft from Nashville in exchange for Dominic Rousell and Jeff Staples.
- **AUGUST 6, 1998:** Acquired a seventh-round selection (200th overall – Pavel Kasparik) in the 1999 NHL Draft from San Jose in exchange for Philadelphia's rights to Johan Hedberg.
- **AUGUST 25, 1998:** Acquired a sixth-round selection – later transferred to Montreal (172nd overall – Scott Selig) in the 2000 NHL Draft from NY Islanders in exchange for Philadelphia's rights to Raymond Giroux.
- **OCTOBER 5, 1998:** Acquired Valeri Zelepukin from Edmonton in exchange for Daniel Lacroix.
- **OCTOBER 13, 1998:** Acquired an eighth-round selection (224th overall – David Nystrom) and future considerations from Calgary in exchange for a third-round selection – later transferred to NY Rangers (90th overall – Patrick Aufiero) in the 1999 NHL Draft.
- **OCTOBER 19, 1998:** Acquired a sixth-round selection – later transferred to Atlanta (178th overall – Jeff Dwyer) in the 2000 NHL Draft from Vancouver in exchange for Trent Klatt.
- **NOVEMBER 12, 1998:** Acquired Keith Jones from Colorado in exchange for Shjon Podein.
- **NOVEMBER 17, 1998:** Acquired Roman Vopat from Chicago in exchange for Mike Maneluk.
- **DECEMBER 12, 1998:** Acquired Mikael Renberg and Daymond Langkow from Tampa Bay in exchange for Chris Gratton and Mike Sillinger.
- **DECEMBER 28, 1998:** Acquired Karl Dykhuis from Tampa Bay in exchange for Petr Svoboda.
- **JANUARY 8, 1999:** Acquired Dennis Bonvie from Chicago in exchange for Frank Bialowas.
- **JANUARY 26, 1999:** Acquired Cash from Nashville in exchange for Sergei Klimentiev.
- **JANUARY 29, 1999:** Acquired Andrei Kovalenko from Edmonton in exchange for Alexandre Daigle.
- **FEBRUARY 10, 1999:** Acquired Sean O'Brien from Pittsburgh in exchange for future considerations.
- **MARCH 6, 1999:** Acquired Adam Burt from Carolina in exchange for Andrei Kovalenko.
- **MARCH 10, 1999:** Acquired Mark Recchi from Montreal in exchange for Dainius Zubrus, a second-round selection (58th overall – Matt Carikner) in the 1999 NHL Draft, and a sixth-round selection (172nd overall – Scott Selig) in the 2000 NHL Draft.
- **MARCH 20, 1999:** Acquired Sandy McCarthy and Mikael Andersson from Tampa Bay in exchange for Colin Forbes and a fifth-round selection (148th overall – Michal Lanicek) in the 1999 NHL Draft.
- **MARCH 23, 1999:** Acquired Craig Berube from Washington in exchange for Cash; Acquired Steve Duchesne from Los Angeles in exchange for Dave Babych and a fifth-round selection (165th overall – Nathan Marsters) in the 2000 NHL Draft.
- **MAY 25, 1999:** Acquired Francis Lessard from Carolina in exchange for an eighth-round selection (237th overall – Antti Jokela) in the 1999 NHL Draft.
- **JUNE 1, 1999:** Acquired a sixth-round selection (160th overall – Konstantin Rudenko) in the 1999 NHL Draft from Vancouver in exchange for Philadelphia's rights to Pat Kavanagh.
- **SEPTEMBER 27, 1999:** Acquired Matt Henderson from Nashville in exchange for Paul Healy.
- **OCTOBER 15, 1999:** Acquired Jody Hull from Atlanta in exchange for future considerations.
- **OCTOBER 20, 1999:** Acquired future considerations from Montreal in exchange for Karl Dykhuis.
- **NOVEMBER 16, 1999:** Acquired Steve Washburn from Nashville in exchange for a conditional seventh-round selection (not exercised) in the 2001 NHL Draft.
- **NOVEMBER 30, 1999:** Acquired Rastislav Pavlikovsky on loan from the Ottawa Senators.
- **DECEMBER 9, 1999:** Acquired Eric Bertrand from Atlanta in exchange for Brian Wesenberg.
- **JANUARY 23, 2000:** Acquired Keith Primeau and a fifth-round selection – later transferred to NY Islanders (148th overall – Kristofer Ottoson) – from Carolina in exchange for Rod Brind'Amour, Jean-Marc Pelletier, and a second-round selection – later transferred to Colorado (63rd overall – Agris Saviels) in the 2000 NHL Draft.
- **JANUARY 26, 2000:** Acquired Todd White from Chicago in exchange for a conditional selection (not exercised) in the 2001 NHL Draft.
- **FEBRUARY 14, 2000:** Acquired Eric Bertrand from Nashville in exchange for future considerations.
- **FEBRUARY 15, 2000:** Acquired Gino Odjick from NY Islanders in exchange for Mikael Andersson and a fifth-round selection (148th overall – Kristofer Ottoson) in the 2000 NHL Draft.
- **MARCH 6, 2000:** Acquired Travis Brigley and a sixth-round selection (177th overall – Andrei Razin) in the 2001 NHL Draft from Calgary in exchange for Marc Bureau.
- **MARCH 8, 2000:** Acquired Rick Tocchet from Phoenix in exchange for Mikael Renberg.
- **MARCH 14, 2000:** Acquired Kent Manderville from Carolina in exchange for Sandy McCarthy; Acquired Kirby Law from Atlanta in exchange for a sixth-round selection (178th overall – Jeff Dwyer) in the 2000 NHL Draft and a sixth-round selection (189th overall – Pasi Nurminen) in the 2001 NHL Draft.
- **MAY 31, 2000:** Acquired Paul Ranheim from Carolina in exchange for an eighth-round selection – later transferred to Tampa Bay (256th overall – Darren Reid) in the 2002 NHL Draft.
- **JUNE 12, 2000:** Acquired Mark Janssens from Chicago in exchange for a ninth-round selection (291st overall – Arne Ramholt) in the 2000 NHL Draft.
- **JUNE 25, 2000:** Acquired a fourth-round selection – later transferred to Nashville (98th overall – Jordin Tootoo) – in the 2001 NHL Draft from NY Islanders in exchange for John Vanbiesbrouck; Acquired a sixth-round selection (171st overall – Roman Cechmanek), a seventh-round selection (210th overall – John Eichelberger), and a ninth-round selection (287th overall – Milan Kopecky) from Tampa Bay in exchange for a fourth-round selection (126th overall – Johan Hagglund) in the 2000 NHL Draft.



ALL-TIME TRADES

- **SEPTEMBER 26, 2000:** Acquired Chris McAllister from Toronto in exchange for Regan Kelly.
- **SEPTEMBER 29, 2000:** Acquired a third-round selection (95th overall – Patrick Sharp) in the 2001 NHL Draft from Nashville in exchange for Mark Eaton.
- **DECEMBER 7, 2000:** Acquired P.J. Stock and a sixth-round selection (172nd overall – Dennis Seidenberg) in the 2001 NHL Draft from Montreal in exchange for Gino Odjick.
- **JANUARY 14, 2001:** Acquired John Slaney from Pittsburgh in exchange for Kevin Stevens.
- **FEBRUARY 13, 2001:** Acquired Boston's rights to Matt Zulete from Boston in exchange for a ninth-round selection (282nd overall – Marcel Rodman) in the 2001 NHL Draft.
- **MARCH 13, 2001:** Acquired Dean McAmmond from Chicago in exchange for a third-round selection – later transferred to Toronto (88th overall – Nicolas Corbeil) in the 2001 NHL Draft.
- **MARCH 13, 2001:** Acquired Matt Herr from Washington in exchange for Dean Melanson.
- **MAY 24, 2001:** Acquired Mike Watt from Nashville in exchange for Mikhail Chernov.
- **JUNE 23, 2001:** Acquired Florida's rights to Jiri Dopita from Florida in exchange for a second-round selection – later transferred to Calgary (56th overall – Andrei Medvedev) in the 2001 NHL Draft; Acquired a first-round selection (27th overall – Jeff Woywitka) in the 2001 NHL Draft, a seventh-round selection (225th overall – David Printz) in the 2001 NHL Draft, and a second-round selection – later transferred to Tampa Bay (34th overall – Tobias Stephan) in the 2002 NHL Draft from Ottawa in exchange for a first-round selection (23rd overall – Tim Gleason) in the 2001 NHL Draft.
- **JUNE 24, 2001:** Acquired a fourth-round selection – later transferred to Carolina (110th overall – Rob Zepp), a fifth-round selection (146th overall – Jussi Timonen), and a seventh-round selection (208th overall – Thierry Douville) from Nashville in exchange for a fourth-round selection (98th overall – Jordin Tootoo) in the 2001 NHL Draft; Acquired a third-round selection – later transferred to Carolina (91st overall – Jesse Lane) in the 2002 NHL Draft from Carolina in exchange for a fourth-round selection (110th overall – Rob Zepp) in the 2001 NHL Draft; Acquired a third-round selection – later transferred to Vancouver (68th overall – Brett Skinner) in the 2002 NHL Draft from Tampa Bay in exchange for a fourth-round selection (123rd overall – Aaron Lobb) in the 2001 NHL Draft, a compensatory fifth-round selection (138th overall – Paul Lynch) in the 2001 NHL Draft, and a seventh-round selection (219th overall – Dennis Packard) in the 2001 NHL Draft; Acquired a seventh-round selection (201st overall – Mathieu Brunelle) in the 2002 NHL Draft from Tampa Bay in exchange for an eighth-round selection (252nd overall – J.F. Soucy) in the 2001 NHL Draft and a ninth-round selection (287th overall – John Toffey) in the 2002 NHL Draft; Acquired a fourth-round selection (105th overall – Rosario Ruggieri) in the 2002 NHL Draft from Calgary in exchange for Dean McAmmond.
- **JULY 2, 2001:** Acquired a second-round selection – later transferred to Tampa Bay (52nd overall – Dan Spang) in the 2002 NHL Draft and a first-round selection (11th overall – Jeff Carter) in the 2003 NHL Draft from Phoenix in exchange for Daymond Langkow.
- **JULY 31, 2001:** Acquired a third-round selection – later transferred to Phoenix (70th overall – Joe Callahan) in the 2002 NHL Draft from Nashville in exchange for Andy Delmore.
- **AUGUST 20, 2001:** Acquired Pavel Brendl, Jan Hlavac, Kim Johnsson, and a third-round selection (81st overall – Stefan Ruzicka) in the 2003 NHL Draft from NY Rangers in exchange for Philadelphia's rights to Eric Lindros.
- **DECEMBER 17, 2001:** Acquired Donald Brashear and a sixth-round selection – later transferred to Columbus (184th overall – Jaroslav Balastik) – from Vancouver in exchange for Jan Hlavac and a third-round selection (68th overall – Brett Skinner) in the 2002 NHL Draft.
- **JANUARY 11, 2002:** Acquired Yves Sarault from Nashville in exchange for Petr Hubacek and Jason Beckett.
- **FEBRUARY 13, 2002:** Acquired Greg Koehler from Carolina in exchange for Jesse Boulerice.
- **MARCH 5, 2002:** Acquired Jarrod Skalde from Atlanta in exchange for Joe DiPenta.
- **MARCH 15, 2002:** Acquired David Harlock, a third-round selection – later transferred to Phoenix (77th overall – Tyler Redenbach) – and a seventh-round selection – later transferred to San Jose (205th overall – Joe Pavelski) in the 2003 NHL Draft from Atlanta in exchange for Francis Lessard.
- **MARCH 17, 2002:** Acquired Billy Tibbetts from Pittsburgh in exchange for Kent Manderville.
- **MARCH 19, 2002:** Acquired Adam Oates from Washington in exchange for Maxime Ouellet, a first-round selection – later transferred to Dallas (26th overall – Martin Vagner), a second-round selection (59th overall – Maxime Daigneault), and a third-round selection (92nd overall – Derek Krestanovich) in the 2002 NHL Draft.
- **JUNE 12, 2002:** Acquired Michal Handzus and Robert Esche from Phoenix in exchange for Brian Boucher and a third-round selection (70th overall – Joe Callahan) in the 2002 NHL Draft.
- **JUNE 18, 2002:** Acquired a third-round selection (87th overall – Ryan Potulny) in the 2003 NHL Draft from Edmonton in exchange for Jiri Dopita.
- **JUNE 21, 2002:** Acquired a first-round selection (4th overall – Joni Pitkanen) from Tampa Bay in exchange for Ruslan Fedotenko, a second-round selection – later transferred to Dallas (34th overall – Tobias Stephan), and a second-round selection – later transferred to San Jose (52nd overall – Dan Spang) in the 2002 NHL Draft.
- **JUNE 22, 2002:** Acquired a sixth-round selection (192nd overall – Nikita Korovkin) in the 2002 NHL Draft and a third-round selection (69th overall – Colin Fraser) in the 2003 NHL Draft from Carolina in exchange for a third-round selection (91st overall – Jesse Lane) in the 2002 NHL Draft.
- **JUNE 23, 2002:** Acquired a fifth-round selection (140th overall – David Tremblay) in the 2003 NHL Draft from Columbus in exchange for a sixth-round selection (184th overall – Jaroslav Balastik) in the 2002 NHL Draft and a seventh-round selection (225th overall – Steven Goertzen) in the 2002 NHL Draft.
- **DECEMBER 6, 2002:** Acquired Marcus Ragnarsson from San Jose in exchange for Dan McGillis.
- **DECEMBER 19, 2002:** Acquired a conditional selection in the 2004 NHL Draft from Phoenix in exchange for Paul Ranheim.
- **JANUARY 22, 2003:** Acquired Jamie Wright from Calgary in exchange for future considerations.
- **JANUARY 29, 2003:** Acquired Eric Chouinard from Montreal in exchange for a second-round selection (61st overall – Maxim Lapierre) in the 2003 NHL Draft.
- **FEBRUARY 5, 2003:** Acquired a sixth-round selection (193rd overall – Ville Hostikka) in the 2003 NHL Draft from Colorado in exchange for Chris McAllister; Acquired Todd Warriner from Vancouver in exchange for future considerations.
- **FEBRUARY 7, 2003:** Acquired Sami Kapanen and Ryan Bast from Carolina in exchange for Pavel Brendl and Bruno St. Jacques.
- **MARCH 1, 2003:** Acquired Dmitry Yushkevich from Los Angeles in exchange for a fourth-round selection – later transferred to Boston (129th overall – Patrik Valcak) in the 2003 NHL Draft and a seventh-round selection (221st overall – Daniel Taylor) in the 2004 NHL Draft.
- **MARCH 9, 2003:** Acquired Claude Lapointe from NY Islanders in exchange for a fifth-round selection – later transferred to Pittsburgh (161st overall – Evgeni Isakov) in the 2003 NHL Draft.
- **MARCH 10, 2003:** Acquired Tony Amonte from Phoenix in exchange for Guillaume Lefebvre, a third-round selection

- (77th overall – Tyler Redenbach) in the 2003 NHL Draft, and a second-round selection – later transferred to NY Rangers (60th overall – Brandon Dubinsky) in the 2004 NHL Draft.
- **MARCH 11, 2003:** Acquired Peter White from Chicago in exchange for future considerations.
 - **MAY 28, 2003:** Acquired a second-round selection – later transferred to Chicago (41st overall – Bryan Bickell) in the 2004 NHL Draft from Los Angeles in exchange for Roman Cechmanek.
 - **JUNE 22, 2003:** Acquired a sixth-round selection – later transferred to Tampa Bay (191st overall – Karri Ramo) in the 2004 NHL Draft from San Jose in exchange for a seventh-round selection (205th overall – Joe Pavelski) in the 2003 NHL Draft; Acquired a sixth-round selection (171st overall – Frederik Cabana) in the 2004 NHL Draft from Carolina in exchange for Marty Murray; Acquired a sixth-round selection (170th overall – Ladislav Scurko) in the 2004 NHL Draft from Florida in exchange for a seventh-round selection (223rd overall – Dany Roussin) in the 2003 NHL Draft; Acquired a seventh-round selection – later transferred to NY Islanders (227th overall – Chris Campoli) in the 2004 NHL Draft from Tampa Bay in exchange for an eighth-round selection (255th overall – Raimonds Danilics) in the 2003 NHL Draft; Acquired a ninth-round selection (291st overall – John Carter) in the 2004 NHL Draft from Tampa Bay in exchange for a ninth-round selection (286th overall – Zbynek Hrdel) in the 2003 NHL Draft.
 - **JUNE 30, 2003:** Acquired a conditional seventh-round selection in the 2004 NHL Draft from Washington in exchange for Philadelphia's rights to Dmitry Yushkevich.
 - **DECEMBER 16, 2003:** Acquired Mike Comrie from Edmonton in exchange for Jeff Woywitka, a first-round selection (25th overall – Rob Schremp) in the 2004 NHL Draft, and a third-round selection (81st overall – Danny Syvret) in the 2005 NHL Draft.
 - **DECEMBER 17, 2003:** Acquired a fifth-round selection (144th overall – Chris Zarb) in the 2004 NHL Draft from Minnesota in exchange for Eric Chouinard.
 - **JANUARY 20, 2004:** Acquired Danny Markov from Carolina in exchange for Justin Williams.
 - **JANUARY 22, 2004:** Acquired Mattias Timander from NY Islanders in exchange for a seventh-round selection (227th overall – Chris Campoli) in the 2004 NHL Draft.
 - **FEBRUARY 9, 2004:** Acquired a fifth-round selection (149th overall – Gino Pisellini) in the 2004 NHL Draft from St. Louis in exchange for Eric Weinrich; Acquired Sean Burke, Branko Radivojevic, and Ben Eager from Phoenix in exchange for Mike Comrie.
 - **FEBRUARY 16, 2004:** Acquired Steve Gainey from Dallas in exchange for Mike Siklenka.
 - **FEBRUARY 19, 2004:** Acquired Alexei Zhamnov and a fourth-round selection (101st overall – R.J. Anderson) from Chicago in exchange for Jim Vandermeer, Colin Fraser, and a second-round selection (41st overall – Bryan Bickell) in the 2004 NHL Draft.
 - **MARCH 8, 2004:** Acquired Vladimir Malakhov from NY Rangers in exchange for Rick Kozak and a second-round selection – later transferred to Atlanta (41st overall – Ondrej Pavelec) in the 2005 NHL Draft; Acquired an eighth-round selection (232nd overall – Martin Houle) in the 2004 NHL Draft and a third-round selection – later transferred to Tampa Bay (89th overall – Chris Lawrence) in the 2005 NHL Draft from Dallas in exchange for Chris Therien.
 - **JUNE 27, 2004:** Acquired a third-round selection (91st overall – Oskars Bartulis) in the 2005 NHL Draft from Tampa Bay in exchange for a fifth-round selection (158th overall – Brandon Elliott) and two sixth-round selections (188th overall – Jan Zapletal; 191st overall – Karri Ramo) in the 2004 NHL Draft.
 - **JULY 29, 2005:** Acquired a second-round selection – later transferred to Phoenix (59th overall – Pier-Olivier Pelletier) in the 2005 NHL Draft from Anaheim in exchange for Todd Fedoruk.
 - **JULY 30, 2005:** Acquired a first-round selection (29th overall – Steve Downie) in the 2005 NHL Draft and a second-round selection – later transferred to Phoenix (41st overall – Cory Emmerton) in the 2006 NHL Draft from Florida in exchange for a first-round selection (20th overall – Kennadal McArdle) in the 2005 NHL Draft; Acquired a fourth-round selection (119th overall – Jeremy Duchesne) in the 2005 NHL Draft and a second-round selection (39th overall – Andreas Nodl) in the 2006 NHL Draft from Phoenix in exchange for a second-round selection (59th overall – Pier-Olivier Pelletier) in the 2005 NHL Draft; Acquired a second-round selection – later transferred to Phoenix (47th overall – Shawn Matthias) in the 2006 NHL Draft from Tampa Bay in exchange for a third-round selection (89th overall – Chris Lawrence) and a fourth-round selection (102nd overall – Blair Jones) in the 2005 NHL Draft.
 - **AUGUST 2, 2005:** Acquired a third-round selection – later transferred to Los Angeles (86th overall – Bud Holloway) in the 2006 NHL Draft from Nashville in exchange for Danny Markov.
 - **AUGUST 4, 2005:** Acquired future considerations from Los Angeles in exchange for Jeremy Roenick and a third-round selection (86th overall – Bud Holloway) in the 2006 NHL Draft.
 - **DECEMBER 5, 2005:** Acquired Matt Ellison and a third-round selection – later transferred to Montreal (66th overall – Ryan White) in the 2006 NHL Draft from Chicago in exchange for Patrick Sharp and Eric Meloche.
 - **DECEMBER 28, 2005:** Acquired Kiel McLeod from Phoenix in exchange for Eric Chouinard.
 - **JANUARY 20, 2006:** Acquired Petr Nedved, a fourth-round selection (101st overall – Joonas Lehtivuori) in the 2006 NHL Draft, and the rights to a swap of third-round selections in the 2007 NHL Draft (not exercised) from Phoenix in exchange for Dennis Seidenberg and a fourth-round selection – later transferred to NY Islanders (115th overall – Tomas Marcinko) in the 2006 NHL Draft.
 - **JANUARY 23, 2006:** Acquired a sixth-round selection (161st overall – Patrick Maroon) in the 2007 NHL Draft from Florida in exchange for Jon Sim.
 - **MARCH 9, 2006:** Acquired Denis Gauthier from Phoenix in exchange for Josh Gratton and two second-round selections – both later transferred to Detroit (41st overall – Cory Emmerton; 47th overall – Shawn Matthias) in the 2006 NHL Draft; Acquired Niko Dimitrakos from San Jose in exchange for a third-round selection – later transferred to Columbus (85th overall – Tom Sestito) in the 2006 NHL Draft.
 - **JUNE 24, 2006:** Acquired a third-round selection (79th overall – Jonathan Matsumoto) and a fourth-round selection (109th overall – Jakub Kovar) from Montreal in exchange for a third-round selection (66th overall – Ryan White) in the 2006 NHL Draft.
 - **AUGUST 2, 2006:** Acquired Eric Meloche from Chicago in exchange for Philadelphia's rights to Vaclav Pletka.
 - **AUGUST 4, 2006:** Acquired Kyle Calder from Chicago in exchange for Michal Handzus.
 - **NOVEMBER 9, 2006:** Acquired Darren Reid from Tampa Bay in exchange for Daniel Corso.
 - **NOVEMBER 13, 2006:** Acquired Todd Fedoruk from Anaheim in exchange for a fourth-round selection (92nd overall – Justin Vaive) in the 2007 NHL Draft.
 - **DECEMBER 16, 2006:** Acquired Alexei Zhitnik from NY Islanders in exchange for Freddy Meyer and a third-round selection (62nd overall – Mark Katic) in the 2007 NHL Draft.
 - **DECEMBER 20, 2006:** Acquired Mike York from NY Islanders in exchange for Randy Robitaille and a fifth-round selection (148th overall – Matthew Martin) in the 2008 NHL Draft.
 - **FEBRUARY 15, 2007:** Acquired Scottie Upshall, Ryan Parent, a first-round selection – later transferred to Nashville (23rd overall – Jonathan Blum), and a third-round selection – later transferred to Washington (84th overall – Phil Desimone) in the 2007 NHL Draft from Nashville in exchange for Peter Forsberg.



ALL-TIME TRADES

- **FEBRUARY 24, 2007:** Acquired Braydon Coburn from Atlanta in exchange for Alexei Zhitnik.
- **FEBRUARY 26, 2007:** Acquired Lasse Kukkonen and a third-round selection (66th overall – Garrett Klotz) in the 2007 NHL Draft from Chicago in exchange for Kyle Calder.
- **FEBRUARY 27, 2007:** Acquired Martin Biron from Buffalo in exchange for a second-round selection (31st overall – T.J. Brennan) in the 2007 NHL Draft.
- **JUNE 4, 2007:** Acquired future considerations from Nashville in exchange for Matt Ellison.
- **JUNE 18, 2007:** Acquired Scott Hartnell and Nashville's rights to Kimmo Timonen from Nashville in exchange for a first-round selection (23rd overall – Jonathan Blum) in the 2007 NHL Draft.
- **JUNE 23, 2007:** Acquired a second-round selection (41st overall – Kevin Marshall) in the 2007 NHL Draft from Washington in exchange for a third-round selection (84th overall – Phil Desimore) in the 2007 NHL Draft and a second-round selection (58th overall – Dmitri Kugryshev) in the 2008 NHL Draft.
- **JULY 1, 2007:** Acquired Joffrey Lupul and Jason Smith from Edmonton in exchange for Joni Pitkanen, Geoff Sanderson, and a third-round selection (82nd overall – Cameron Abney) in the 2009 NHL Draft.
- **DECEMBER 10, 2007:** Acquired a conditional pick in the 2009 NHL Draft (conditions not met) from Dallas in exchange for Jussi Timonen.
- **DECEMBER 18, 2007:** Acquired Jim Vandermeer from Chicago in exchange for Ben Eager.
- **FEBRUARY 19, 2008:** Acquired Jaroslav Modry from Los Angeles in exchange for a third-round selection (88th overall – Geordie Wudrick) in the 2008 NHL Draft.
- **FEBRUARY 20, 2008:** Acquired a third-round selection (81st overall – Adam Morrison) in the 2009 NHL Draft from Calgary in exchange for Jim Vandermeer.
- **FEBRUARY 25, 2008:** Acquired Vaclav Prospal from Tampa Bay in exchange for Alexandre Picard and a second-round selection (52nd overall – Richard Panik) in the 2009 NHL Draft.
- **JUNE 6, 2008:** Acquired Ryan Potulny from Edmonton in exchange for Danny Syvret.
- **JUNE 18, 2008:** Acquired a seventh-round selection (196th overall – Joacim Eriksson) in the 2008 NHL Draft and a fourth-round selection – later transferred to Tampa Bay (93rd overall – Alex Hutchings) in the 2009 NHL Draft from Tampa Bay in exchange for Philadelphia's rights to Vaclav Prospal.
- **JUNE 20, 2008:** Acquired a first-round selection (19th overall – Luca Sbisa) and a third-round selection (67th overall – Marc-Andre Bourdon) from Columbus in exchange for Philadelphia's rights to R.J. Umberger and a fourth-round selection (118th overall – Drew Olson) in the 2008 NHL Draft; Acquired Steve Eminger and a third-round selection (84th overall – Jacob De Serres) from Washington in exchange for a first-round selection (27th overall – John Carlson) in the 2008 NHL Draft.
- **JUNE 21, 2008:** Acquired a seventh-round selection (196th overall – Oliver Lauridsen) in the 2009 NHL Draft from Anaheim in exchange for a seventh-round selection (208th overall – Nick Pryor) in the 2008 NHL Draft.
- **JUNE 24, 2008:** Acquired Janne Niskala from Nashville in exchange for Triston Grant and a seventh-round selection – later transferred to St. Louis (202nd overall – Maxwell Tardy) in the 2009 NHL Draft.
- **JUNE 30, 2008:** Acquired Tim Ramholt from Calgary in exchange for Kyle Greentree; Acquired a sixth-round selection (153rd overall – Dave Labrecque) in the 2009 NHL Draft from Tampa Bay in exchange for Janne Niskala.
- **JULY 1, 2008:** Acquired Patrik Hersley and Ned Lukacevic from Los Angeles in exchange for Denis Gauthier and a second-round selection – later transferred to Minnesota (59th overall – Jason Zucker) in the 2010 NHL Draft.
- **OCTOBER 13, 2008:** Acquired Andrew Alberts from Boston in exchange for Ned Lukacevic and a fourth-round selection (112th overall – Lane MacDermid) in the 2009 NHL Draft.
- **OCTOBER 30, 2008:** Acquired Josh Gratton from Nashville in exchange for Tim Ramholt.
- **NOVEMBER 3, 2008:** Acquired Matt Carle and a third-round selection (87th overall – Simon Bertilsson) from Tampa Bay in exchange for Steve Eminger, Steve Downie, and a fourth-round selection (93rd overall – Alex Hutchings) in the 2009 NHL Draft.
- **MARCH 4, 2009:** Acquired Daniel Carcillo from Phoenix in exchange for Scottie Upshall and a second-round selection (56th overall – Lucas Lessio) in the 2011 NHL Draft.
- **MARCH 4, 2009:** Acquired Kyle McLaren from San Jose in exchange for a sixth-round selection in the 2009 NHL Draft (trade was later nullified).
- **JUNE 26, 2009:** Acquired Chris Pronger and Ryan Dingle from Anaheim in exchange for Joffrey Lupul, Luca Sbisa, a first-round selection – later transferred to Columbus (21st overall – John Moore) in the 2009 NHL Draft, a first-round selection (29th overall – Emerson Etem) in the 2010 NHL Draft, and a conditional third-round selection in the 2010 NHL Draft (conditions not met).
- **OCTOBER 20, 2009:** Acquired Stefan Legein from Columbus in exchange for Michael Ratchuk.
- **FEBRUARY 6, 2010:** Acquired Ville Leino from Detroit in exchange for Ole-Kristian Tollefsen and a fifth-round selection (146th overall – Mattias Backman) in the 2011 NHL Draft.
- **JUNE 18, 2010:** Acquired Dan Hamhuis from Nashville in exchange for Ryan Parent.
- **JUNE 25, 2010:** Acquired a third-round selection – later transferred to Phoenix (84th overall – Harrison Ruopp) in the 2011 NHL Draft from Pittsburgh in exchange for Dan Hamhuis.
- **JUNE 26, 2010:** Acquired a seventh-round selection (206th overall – Ricard Bildstrand) from Carolina in exchange for Jonathan Matsumoto.
- **JULY 1, 2010:** Acquired Andrej Meszaros from Tampa Bay in exchange for a second-round selection – later transferred to Nashville (50th overall – Colton Sissons) in the 2012 NHL Draft.
- **JULY 19, 2010:** Acquired Matt Walker and a fourth-round selection (118th overall – Marcel Nobeels) in the 2011 NHL Draft from Tampa Bay in exchange for Simon Gagne.
- **NOVEMBER 21, 2010:** Acquired Danny Syvret and Rob Bordsdon from Anaheim in exchange for Patrick Maroon and David Laliberte.
- **FEBRUARY 14, 2011:** Acquired Kris Versteeg from Toronto in exchange for a first-round selection (25th overall – Stuart Percy) and a third-round selection (86th overall – Josh Leivo) in the 2011 NHL Draft.
- **FEBRUARY 28, 2011:** Acquired Tom Sestito from Columbus in exchange for Greg Moore and Philadelphia's rights to Michael Chaput.
- **JUNE 7, 2011:** Acquired Ilya Bryzgalov from Phoenix in exchange for Matt Clackson, a third-round selection (84th overall – Harrison Ruopp) in the 2011 NHL Draft, and a fourth-round selection – later transferred to Pittsburgh (81st overall – Oskar Sundqvist) in the 2012 NHL Draft.
- **JUNE 23, 2011:** Acquired Jakub Voracek, a first-round selection (8th overall – Sean Couturier), and a third-round selection (68th overall – Nick Cousins) from Columbus in exchange for Jeff Carter; Acquired Wayne Simmonds, Brayden Schenn, and a second-round selection – later transferred to Dallas (61st overall – Devin Shore) in the 2012 NHL Draft from Los Angeles in exchange for Michael Richards and Rob Bordsdon.
- **JUNE 27, 2011:** Acquired a third-round selection – later transferred to Dallas (77th overall – Jake Guentzel) in the 2013 NHL Draft from Minnesota in exchange for Darroll Powe.

- **JULY 1, 2011:** Acquired a second-round selection – later transferred to Tampa Bay (53rd overall – Brian Hart) and a third-round selection (78th overall – Shayne Gostisbehere) in the 2012 NHL Draft from Florida in exchange for Kris Versteeg.
- **FEBRUARY 16, 2012:** Acquired Nicklas Grossmann from Dallas in exchange for a second-round selection (61st overall – Devin Shore) in the 2012 NHL Draft and a third-round selection (77th overall – Jake Guentzel) in the 2013 NHL Draft.
- **FEBRUARY 18, 2012:** Acquired Pavel Kubina from Tampa Bay in exchange for Jonathan Kalinski, a second-round selection (53rd overall – Brian Hart) in the 2012 NHL Draft, and a fourth-round selection – later transferred to Ottawa (102nd overall – Tobias Lindberg) in the 2013 NHL Draft.
- **JUNE 22, 2012:** Acquired a second-round selection (45th overall – Anthony Stolarz) in the 2012 NHL Draft, a fourth-round selection (117th overall – Taylor Leier) in the 2012 NHL Draft, and a fourth-round selection – later transferred to Los Angeles (103rd overall – Justin Auger) in the 2013 NHL Draft from Columbus in exchange for Sergei Bobrovsky.
- **JUNE 23, 2012:** Acquired Luke Schenn from Toronto in exchange for James van Riemsdyk.
- **JANUARY 13, 2013:** Acquired Brian Boucher and Mark Alt from Carolina in exchange for Luke Pither.
- **FEBRUARY 25, 2013:** Acquired Mitch Wahl from Calgary in exchange for Mike Testwuide.
- **FEBRUARY 26, 2013:** Acquired Simon Gagne from Los Angeles in exchange for a fourth-round selection (103rd overall – Justin Auger) in the 2013 NHL Draft.
- **MARCH 12, 2013:** Acquired Kent Huskins from Detroit in exchange for a conditional seventh-round selection in the 2014 NHL Draft (conditions not met); Acquired future considerations from Columbus in exchange for Matthew Ford.
- **APRIL 1, 2013:** Acquired Jay Rosehill from Anaheim in exchange for Harry Zolnierczyk.
- **APRIL 3, 2013:** Acquired Steve Mason from Columbus in exchange for Michael Leighton and a third-round selection – later transferred to Toronto (68th overall – Martins Dzierkals) in the 2015 NHL Draft.
- **JUNE 12, 2013:** Acquired Mark Streit from NY Islanders in exchange for Shane Harper and a fourth-round selection (108th overall – Devon Toews) in the 2014 NHL Draft.
- **JULY 1, 2013:** Acquired Kris Newbury from NY Rangers in exchange for Danny Syvret.
- **OCTOBER 21, 2013:** Acquired Steve Downie from Colorado in exchange for Max Talbot.
- **MARCH 4, 2014:** Acquired Andrew MacDonald from NY Islanders in exchange for Matt Mangene, a third-round selection (78th overall – Ilya Sorokin) in the 2014 NHL Draft, and a second-round selection – later transferred to Boston (37th overall – Brandon Carlo) in the 2015 NHL Draft.
- **MARCH 5, 2014:** Acquired a third-round selection (86th overall – Mark Friedman) in the 2014 NHL Draft from Boston in exchange for Andrej Meszaros.
- **JUNE 23, 2014:** Acquired R.J. Umberger and a fourth-round selection – later transferred to Los Angeles (99th overall – Austin Wagner) in the 2015 NHL Draft from Columbus in exchange for Scott Hartnell.
- **JULY 2, 2014:** Acquired a third-round selection (70th overall – Felix Sandstrom) in the 2015 NHL Draft from San Jose in exchange for Tye McGinn.
- **FEBRUARY 15, 2015:** Acquired a second-round selection – later transferred to Toronto (61st overall – Jeremy Bracco) in the 2015 NHL Draft and a second-round selection (52nd overall – Wade Allison) in the 2016 NHL Draft from Chicago in exchange for Kimmo Timonen.
- **MARCH 2, 2015:** Acquired Radko Gudas, a first-round selection – later transferred to Toronto (29th overall – Gabriel Carlsson), and a third-round selection (90th overall – Matej Tomek) in the 2015 NHL Draft from Tampa Bay in exchange for Braydon Coburn.
- **JUNE 26, 2015:** Acquired a first-round selection (24th overall – Travis Konecny) from Toronto in exchange for a first-round selection – later transferred to Columbus (29th overall – Gabriel Carlsson) and a second-round selection (61st overall – Jeremy Bracco) in the 2015 NHL Draft.
- **JUNE 27, 2015:** Acquired Sam Gagner and a fourth-round selection – later transferred to NY Islanders (120th overall – Otto Koivula) in the 2016 NHL Draft from Arizona in exchange for Nicklas Grossmann and Chris Pronger; Acquired a fourth-round selection (104th overall – Mikhail Vorobyev) in the 2015 NHL Draft and a sixth-round selection (172nd overall – Anthony Salintri) in the 2016 NHL Draft from Los Angeles in exchange for a fourth-round selection (99th overall – Austin Wagner) in the 2015 NHL Draft.
- **JUNE 30, 2015:** Acquired a third-round selection (80th overall – Kirill Ustimenko) in the 2017 NHL Draft from Boston in exchange for Zac Rinaldo.
- **JANUARY 6, 2016:** Acquired Jordan Weal and a third-round selection (82nd overall – Carsen Twarynski) in the 2016 NHL Draft from Los Angeles in exchange for Vincent Lecavalier and Luke Schenn.
- **JUNE 24, 2016:** Acquired a first-round selection (22nd overall – German Rubtsov) and a second-round selection (36th overall – Pascal Laberge) from Winnipeg in exchange for a first-round selection (18th overall – Logan Stanley) and a third-round selection (79th overall – Luke Green) in the 2016 NHL Draft.
- **JUNE 25, 2016:** Acquired a fourth-round selection – later transferred to Arizona (108th overall – Noel Hoefenmayer) in the 2017 NHL Draft from NY Islanders in exchange for a fourth-round selection (120th overall – Otto Koivula) in the 2016 NHL Draft.
- **NOVEMBER 12, 2016:** Acquired a conditional seventh-round selection in the 2018 NHL Draft (conditions not met) from New Jersey in exchange for Petr Straka.
- **MARCH 1, 2017:** Acquired Valtteri Filppula, a fourth-round selection (107th overall – Maksim Sushko), and a seventh-round selection (196th overall – Wyatt Kalynuk) in the 2017 NHL Draft from Tampa Bay in exchange for Mark Streit.
- **JULY 16, 2017:** Acquired Brendan Warren and a fifth-round selection (127th overall – Wyatt Wylie) in the 2018 NHL Draft from Arizona in exchange for Nick Cousins and Merrick Madsen.
- **JUNE 23, 2017:** Acquired Jori Lehtera, a first-round selection (27th overall – Morgan Frost) in the 2017 NHL Draft, and a conditional first-round selection (14th overall – Joel Farabee) in the 2018 NHL Draft from St. Louis in exchange for Brayden Schenn.
- **JUNE 24, 2017:** Acquired a second-round selection (35th overall – Isaac Ratcliffe) from Arizona in exchange for a second-round selection (44th overall – Filip Westerlund), a third-round selection (75th overall – Nate Schnarr), and a fourth-round selection (108th overall – Noel Hoefenmayer) in the 2017 NHL Draft; Acquired a seventh-round selection – later transferred to Montreal (190th overall – Brett Stapley) in the 2018 NHL Draft from Montreal in exchange for a seventh-round selection (199th overall – Cayden Primeau) in the 2017 NHL Draft.
- **FEBRUARY 19, 2018:** Acquired Petr Mrazek from Detroit in exchange for a fourth-round selection (81st overall – Seth Barton) in the 2018 NHL Draft and a conditional third-round selection in the 2019 NHL Draft (conditions not met).
- **MARCH 21, 2018:** Acquired a third-round selection – later transferred to Nashville (65th overall – Alexander Campbell) in the 2019 NHL Draft from Edmonton in exchange for Cooper Marody.
- **JUNE 23, 2018:** Acquired a seventh-round selection – later transferred to Montreal (201st overall – Rafael Harvey-Pinard) in the 2019 NHL Draft from Montreal in exchange for a seventh-round selection (190th overall – Brett Stapley) in the 2018 NHL Draft.



ALL-TIME TRADES

- **JANUARY 11, 2019:** Acquired Jacob Graves and a sixth-round selection (169th overall – Roddy Ross) in the 2019 NHL Draft from Arizona in exchange for Jordan Weal.
- **JANUARY 17, 2019:** Acquired Justin Bailey from Buffalo in exchange for Taylor Leier.
- **FEBRUARY 9, 2019:** Acquired David Schlemko and Byron Froese from Montreal in exchange for Dale Weise and Christian Folin.
- **FEBRUARY 25, 2019:** Acquired Ryan Hartman and a fourth-round selection – later transferred to Anaheim (104th overall – Thimo Nickl) in the 2020 NHL Draft from Nashville in exchange for Wayne Simmonds.
- **JUNE 3, 2019:** Acquired Winnipeg's rights to Kevin Hayes from Winnipeg in exchange for a fifth-round selection (134th overall – Harrison Blaisdell) in the 2019 NHL Draft.
- **JUNE 14, 2019:** Acquired Matt Niskanen from Washington in exchange for Radko Gudas.
- **JUNE 18, 2019:** Acquired Justin Braun from San Jose in exchange for a second-round selection – later transferred to Vegas (41st overall – Kaedan Korczak) in the 2019 NHL Draft and a third-round selection – later transferred to Tampa Bay (85th overall – Maxim Groshev) in the 2020 NHL Draft.
- **JUNE 22, 2019:** Acquired a first-round selection (14th overall – Cam York) and a second-round selection – later transferred to Nashville (45th overall – Egor Afanasyev) from Arizona in exchange for a first-round selection (11th overall – Victor Soderstrom) in the 2019 NHL Draft; Acquired a second-round selection (34th overall – Bobby Brink) from Nashville in exchange for a second-round selection (45th overall – Egor Afanasyev) and a third-round selection (65th overall – Alexander Campbell) in the 2019 NHL Draft; Acquired a seventh-round selection – later transferred to Nashville (202nd overall – Gunnarwolfe Fontaine) in the 2020 NHL Draft from Montreal in exchange for a seventh-round selection (201st overall – Rafael Harvey-Pinard) in the 2019 NHL Draft.
- **JUNE 24, 2019:** Acquired Tyler Pitlick from Dallas in exchange for Ryan Hartman.
- **FEBRUARY 24, 2020:** Acquired future considerations from NY Rangers in exchange for J.F. Berube; Acquired Nathan Noel from Chicago in exchange for T.J. Brennan; Acquired Derek Grant from Anaheim in exchange for Kyle Criscuolo and a fourth-round selection (104th overall – Thimo Nickl) in the 2020 NHL Draft; Acquired Nate Thompson from Montreal in exchange for a fifth-round selection (142nd overall – Daniil Sobolev) in the 2021 NHL Draft.
- **OCTOBER 7, 2020:** Acquired a fourth-round selection (94th overall – Zayde Wisdom) from Tampa Bay in exchange for a fourth-round selection (116th overall – Eamon Powell) and a fifth-round selection (147th overall – Jaydon Dureau) in the 2020 NHL Draft; Acquired a fifth-round selection (135th overall – Elliot Desnoyers) from Nashville in exchange for two seventh-round selections (202nd overall – Gunnarwolfe Fontaine; 209th overall – Chase McLane) in the 2020 NHL Draft.
- **APRIL 12, 2021:** Acquired a fifth-round selection (158th overall – Ty Murchison) in the 2021 NHL Draft from Washington in exchange for Michael Raffl; Acquired a seventh-round selection – later transferred to Arizona (216th overall – Miguel Tourigny) in the 2022 NHL Draft from Montreal in exchange for Erik Gustafsson.
- **JULY 12, 2021:** Acquired Ryan Ellis from Nashville in exchange for Nolan Patrick and Philippe Myers.
- **JULY 19, 2021:** Acquired future considerations from Arizona in exchange for Shayne Gostisbehere, a second-round selection (36th overall – Artem Duda), and a seventh-round selection – later transferred to Montreal (216th overall – Miguel Tourigny) in the 2022 NHL Draft.
- **JULY 23, 2021:** Acquired Rasmus Ristolainen from Buffalo in exchange for Robert Hagg, a first-round selection (14th overall – Isak Rosen) in the 2021 NHL Draft and a second-round selection in the 2023 NHL Draft.
- **JULY 24, 2021:** Acquired Cam Atkinson from Columbus in exchange for Jakub Voracek.
- **MAR. 19, 2022:** Acquired Owen Tippett, a first-round selection in the 2024 NHL Draft, and a third-round selection (95th overall– Denver Barkey) in the 2023 NHL Draft from Florida in exchange for Claude Giroux, Connor Bunnaman, German Rubtsov, and a fifth-round selection in the 2024 NHL Draft.
- **MAR. 21, 2022:** Acquired a third-round selection (87th overall– Yegor Zavragin) in the 2023 NHL Draft from NY Rangers in exchange for Justin Braun; Acquired a fourth-round selection (120th overall– Alex Ciernik) in the 2023 NHL Draft from Edmonton in exchange for Derick Brassard.
- **MAR. 23, 2022:** Acquired Brennan Menell from Toronto in exchange for future considerations.
- **JULY 8, 2022:** Acquired Tony DeAngelo and a seventh-round selection (220th overall – Alexis Gendron) in the 2022 NHL Draft from Carolina in exchange for a fourth-round selection (101st overall – Simon Forsmark) in the 2022 NHL Draft, a third-round selection (71st overall – Brandon Svoboda) in the 2023 NHL Draft, and a second-round selection in the 2024 NHL Draft.
- **OCT. 26, 2022:** Acquired Evan Barratt from Chicago in exchange for Cooper Zech.
- **FEB. 26, 2023:** Acquired future considerations from Nashville in exchange for Isaac Ratcliffe.
- **MAR. 3, 2023:** Acquired Brendan Lemieux and a fifth-round selection in the 2024 NHL Draft from Los Angeles in exchange for Zack MacEwen; Acquired a sixth-round selection (172nd overall – Ryan MacPherson) in the 2023 NHL Draft from Ottawa in exchange for Patrick Brown.
- **JUN. 6, 2023:** Acquired Cal Petersen, Sean Walker, Helge Grans and a second-round selection in the 2024 NHL Draft from the Los Angeles Kings, as well as a first-round selection (22nd overall – Oliver Bonk) in the 2023 NHL Draft and a conditional second-round selection in the 2024 NHL Draft from the Columbus Blue Jackets as part of a three-team trade. Columbus received Ivan Provorov. Los Angeles received Kevin Connauton, Hayden Hodgson, and retained 30 percent of Provorov's salary.
- **JUN. 27, 2023:** Acquired sixth-round selection in the 2024 NHL Draft from St. Louis in exchange for Kevin Hayes.
- **JUN. 27, 2023:** Acquired the 51st overall pick in the second round of the 2023 NHL Draft from Chicago (Carson Bjarnason) in exchange for Philadelphia's sixth-round pick (167th overall – Milton Oscarson), in the 2023 NHL draft and a second-round pick in 2024 NHL Draft.
- **JUN. 29, 2023:** Acquired sixth-round selection in the 2024 NHL Draft from St. Louis in exchange for Kevin Hayes.
- **AUG. 9, 2023:** Acquired the rights to forward Massimo Rizzo and a fifth-round selection in the 2025 NHL Draft from the Carolina Hurricanes in exchange for the rights to forward David Kase.
- **JAN. 8, 2024:** Acquired Jamie Drysdale and a 2025 second-round selection in the 2025 NHL Draft from Anaheim in exchange for Cutter Gauthier.
- **MAR. 6, 2024:** Acquired a 2025 first-round selection and Ryan Johansen from Colorado in exchange for Sean Walker and Philadelphia's 2026 fifth-round selection.
- **MAR. 6, 2024:** Acquired a fifth-round selection in the 2024 NHL Draft from the Vegas (158th overall – Noah Powell) in exchange for Noah Hanifan. The Flyers acquired Noah Hanifan from Calgary in exchange for Mikhail Vorobyev. The Flyers retain 25 percent of Hanifan's salary.
- **MAR. 8, 2024:** Acquired Denis Gurianov from Nashville in exchange for Wade Allison.
- **MAR. 8, 2024:** Acquired Erik Johnson from Buffalo in exchange for Philadelphia's fourth-round selection – later transferred to Winnipeg (109th overall – Kevin He) in the 2024 NHL Draft.


- **JUN. 28, 2024:** Acquired a 2024 first-round selection (13th overall - Jett Luchanko) and a 2025 3rd round pick (later transferred to Nashville) from Minnesota in exchange for Philadelphia's 2024 first-round selection (12th overall - Zeev Buium).
- **JUN. 28, 2024:** Acquired a 2025 first-round selection from Edmonton in exchange for Philadelphia's 2024 first-round selection (32nd overall - Sam O'Reilly).
- **JUN. 29, 2024:** Acquired a 2024 second-round selection (59th overall - Spencer Gill) from Nashville in exchange for Philadelphia's 2024 third-round selection (77th overall - Viggo Gustafsson) and a 2025 third-round selection (originally from Minnesota).
- **JUN. 29, 2024:** Acquired a 2024 fourth-round selection (107th overall - Heikki Ruohonen) from Calgary in exchange for Philadelphia's 2024 fifth-round selection (150th overall - Luke Misa) and a 2024 sixth-round selection (177th overall - Eric Jamieson).

24

NICK
SEELER



PHILADELPHIA FLYERS
TRADITION



Ed Snider

A FLYER FOREVER

Ed Snider was an icon – an entrepreneur, a passionate philanthropist, a risk-taker for the greater good, and a true visionary in the sports and entertainment industry. Driven to succeed from an early age, Mr. Snider would bring a new team and a new industry into existence, rooting them into the fabric of the city he quickly fell in love with; one that adopted him as its own.

Mr. Snider's emergence as a leader in the Philadelphia sports market started in 1964 as vice president with the Philadelphia Eagles. Two years later, he transformed sports in the city when he mortgaged his home to establish a National Hockey League (NHL) franchise as the founder of the Philadelphia Flyers. The Flyers were quick to succeed and became the first expansion team to capture the coveted Stanley Cup when they won it in 1974 and again in 1975. The Flyers went on to become the only National Hockey League team to defeat the powerful Soviet Union national team when it toured North America in 1976. Mr. Snider became the driving force behind the Spectrum, Philadelphia's iconic arena and home to the Flyers and National Basketball Association's Philadelphia 76ers when, once again, he used his own financing to buy it out of bankruptcy in 1972.

In 1973, leveraging his knowledge of the sports and entertainment worlds, he created Spectacor as the management company to oversee the Flyers and the Spectrum. This move helped launch an entire industry – private management of sports and entertainment facilities. In 1976, Mr. Snider's vision turned to broadcasting. He created PRISM – the first 24-hour regional cable network in the nation to combine sports and movies.

Over the next 20 years, Spectacor experienced significant growth, earning national acclaim for its impact in the sports and entertainment industry. Under Mr. Snider's guidance, Spectacor developed and acquired nearly a dozen related lines of business including WIP-AM, which later became one of the first all sports radio stations. Spectacor was renamed Comcast Spectacor after Comcast Corporation acquired the

Philadelphia 76ers in 1996 and then merged with Spectacor.

In the early 1990s, Mr. Snider had yet another vision for the city he loved: to create a state-of-the-art arena for the Flyers and the 76ers. He worked with city government and the business community to privately finance and build what is today called the Wells Fargo Center, which opened in 1996.

One of Mr. Snider's proudest accomplishments was the creation of the Ed Snider Youth Hockey Foundation in 2005. It provides underserved children from urban neighborhoods in Philadelphia and Camden, NJ, with the opportunity to learn to play the game of ice hockey and as a means to succeed in the game of life. The Foundation partnered with the City of Philadelphia and the Commonwealth of Pennsylvania in 2010 to complete a \$14.5 million construction project, completely refurbishing four public rinks in the city for year-round use. This project included new classrooms, learning labs, and public meeting space, as well as upgrading these rinks to NHL standards. Snider Hockey now funds and administers programming for more than 3,000 boys and girls at nine inner-city sites.

In addition to the legacy of the Ed Snider Youth Hockey Foundation, Mr. Snider also created Flyers Charities. The Flyers Wives Carnival, its signature event, is a highly attended annual event that has raised more than \$28 million since its inception in 1977. These charities have impacted millions of people in the region and touched the hearts of millions of fans.

Mr. Snider's business success and philanthropy has been widely recognized. He is an Honoured Member of the Hockey Hall of Fame, inducted as a builder in 1988. In addition to serving on the NHL's Executive Committee, he was a recipient of the Lester Patrick Award for outstanding service to hockey in the United States (1980).

He also is a member of the Pennsylvania Sports Hall of Fame (1985), the Flyers Hall of Fame (1989), the Philadelphia Jewish Sports Hall of Fame (1997), the Philadelphia Sports Hall of Fame (2005), the Greater Washington Jewish Sports Hall of Fame (2007), and the U.S. Hockey Hall of Fame (2011).



1973-74 STANLEY CUP CHAMPIONS



- STANLEY CUP FINALS RESULTS -

W	L
4	2

REGULAR SEASON RECORD: 50-16-12 (Home: 28-6-5, Road: 22-10-7)

PLAYOFF RECORD: 12-5

QUARTERFINALS: Defeated Atlanta Flames, four games to zero.

SEMIFINALS: Defeated New York Rangers, four games to three.

FINAL: Defeated Boston Bruins, four games to two.

HEAD COACH: Fred Shero

Roster: Barry Ashbee, Bill Barber, Tom Bladon, Bobby Clarke (captain), Bill Clement, Terry Crisp, Gary Dornhoefer, Andre Dupont, Bill Flett, Bob Kelly, Orest Kindrachuk, Ross Lonsberry, Rick MacLeish, Simon Nolet, Bernie Parent, Don Saleski, Dave Schultz, Bobby Taylor, Jim Watson, Joe Watson, Ed Van Impe, Bruce Cowick (playoffs only).

NOTES:

- The 1973-74 Flyers were the first NHL expansion club to win the Stanley Cup.
- Rick MacLeish scored the Cup-winning deflection goal at 14:48 of the first period of Game Six against Boston. It was the lone tally in a 1-0 final.
- After winning the Vezina Trophy in the regular season, Bernie Parent won the Conn Smythe Trophy as playoff MVP.
- Parent was named a 1st Team NHL All-Star at goaltender, while Bobby Clarke was a 2nd-team NHL All-Star at center and Barry Ashbee was a 2nd-team NHL All-Star at defense.

1974-75 STANLEY CUP CHAMPIONS

PHILADELPHIA
FLYERS



- STANLEY CUP FINALS RESULTS -

W	L
4	2

REGULAR SEASON RECORD: 51-18-11 (Home: 31-6-2, Road: 19-12-9)

PLAYOFF RECORD: 12-5

QUARTERFINALS: Defeated TORONTO MAPLE LEAFS, four games to zero.

SEMIFINALS: Defeated New York ISLANDERS, four games to three.

FINAL: Defeated BUFFALO SABRES, four games to two.

HEAD COACH: Fred Shero

ROSTER: Bill Barber, Tom Bladon, Bob Clarke (Captain), Bill Clement, Terry Crisp, Gary Dornhoefer, Andre Dupont, Larry Goodenough, Ted Harris, Bob Kelly, Orest Kindrachuk, Reggie Leach, Ross Lonsberry, Rick Macleish, Bernie Parent, Don Saleski, Dave Schultz, Wayne Stephenson, Bobby Taylor, Jim Watson, Joe Watson, Ed Van Impe.

NOTES:

- The 1974-75 Flyers were the final NHL team to win the Stanley Cup with a roster consisting entirely of Canadian-born players.
- The Flyers had the NHL's best record in the regular season prior to winning the Stanley Cup.
- Bob Kelly scored the Stanley Cup winning goal at the 11-second mark of the third period of Game Six in Buffalo. The Flyers won the game, 2-0.
- For the second straight season, Bernie Parent won both the Vezina Trophy as the NHL's top goaltender and the Conn Smythe Trophy as playoff MVP.
- Bobby Clarke won his second of three Hart Trophies as the NHL's most valuable player.



1975-76 CAMPBELL CONFERENCE CHAMPIONS



– STANLEY CUP FINALS RESULTS –

W	L
0	4

REGULAR SEASON RECORD: 51-13-6 (Home: 36-2-2, Road: 15-11-14)

PLAYOFF RECORD: 8-8

QUARTERFINALS: Defeated Toronto Maple Leafs, four games to three.

SEMIFINALS: Defeated Boston Bruins, four games to one.

FINAL: Defeated by Montreal Canadiens, four games to zero.

HEAD COACH: Fred Shero

Roster: Bill Barber, Tom Bladon, Mel Bridgman, Bobby Clarke (captain), Terry Crisp, Gary Dornhoefer, Andre Dupont, Larry Goodenough, Bob Kelly, Orest Kindrachuk, Reggie Leach, Ross Lonsberry, Rick MacLeish, Jack McIlhargey, Bernie Parent, Don Saleski, Dave Schultz, Wayne Stephenson, ed van impe, Jim Watson, Joe Watson.

NOTES:

- Injured star players Bernie Parent and Rick MacLeish were unavailable for the Stanley Cup Final.
- Each of the first three games of the Stanley Cup Final were decided by one goal (4-3, 2-1, and 3-2). In Game Four, the game was tied at 3-3 with less than six minutes remaining in regulation before Montreal scored twice to win, 5-3.
- Reggie Leach's 19 goals in the playoffs set an NHL record for a playoff year; a record still co-held as of 2016. Leach became just the third player from a defeated team in the Stanley Cup Final to win the Conn Smythe Trophy as playoff MVP.
- Bobby Clarke won his third and final Hart Trophy as NHL most valuable player.
- The Flyers' .925 home winning percentage in 1975-76 stands as a franchise record.
- Philadelphia set a franchise record (later broken in 1979-80) with a 23-game unbeaten streak (17-0-6) during the regular season.

1979-80 CAMPBELL CONFERENCE CHAMPIONS

PHILADELPHIA
FLYERS



- STANLEY CUP FINALS RESULTS -

W	L
2	4

REGULAR SEASON RECORD: 48-12-20 (Home: 27-5-8, Road: 21-7-12).

PLAYOFF RECORD: 13-6

PRELIMINARY ROUND: Defeated Edmonton Oilers, three games to zero (best-of-five).

QUARTERFINALS: Defeated New York Rangers, four games to one.

SEMIFINALS: Defeated Minnesota North Stars, four games to one.

FINAL: Defeated by New York Islanders, four games to two.

HEAD COACH: Pat Quinn


ROSTER: Bill Barber, Norm Barnes, Frank Bathe, Mel Bridgman (captain), Mike Busniuk, Bobby Clarke, Bob Dailey, Andre Dupont, Tom Gorence, Al Hill, Paul Holmgren, Bob Kelly, Reggie Leach, Ken Linseman, Rick MacLeish, Jack McIlhargey, Phil Myre, John Paddock, Pete Peeters, Brian Propp, Dennis Ververgaert, Jim Watson, Behn Wilson.

NOTES:

- The 1979-80 Flyers set a North American professional sports record as they reeled off a 35-game unbeaten streak (25-0-10), eclipsing the previous NHL-record 28-game streak set by the 1977-78 Montreal Canadiens.
- The Islanders' Bobby Nystrom scored the Stanley Cup winning goal at 7:11 of overtime in Game Six of the Final at Nassau County Coliseum in Uniondale, NY. In the first period, the Islanders benefited from an infamous missed offside on a rush that ended in a Duane Sutter goal.
- Ken "the Rat" Linseman led the Flyers with 22 points (four goals, 18 assists) in 17 games during the Flyers' playoff run.
- Seven Flyers played in 1980 NHL All-Star Game: goaltender Pete Peeters, forwards Bill Barber, Reggie Leach, Rick MacLeish and rookie Brian Propp, and defensemen Jim Watson and Norm Barnes.
- Former captain Bob Clarke served as an assistant coach to Pat Quinn while still on the active playing roster.



1984-85 WALES CONFERENCE CHAMPION



- STANLEY CUP FINALS RESULTS -

W	L
1	4

REGULAR SEASON RECORD: 53-20-7 (Home: 32-4-4, Road: 21-16-3)

PLAYOFF RECORD: 12-7

PATRICK DIVISION SEMIFINALS: Defeated New York Rangers, three games to zero (best-of-five).

PATRICK DIVISION FINALS: Defeated New York Islanders, three games to one.

WALES CONFERENCE FINAL: Defeated Quebec Nordiques, four games to two.

STANLEY CUP FINAL: Defeated by Edmonton Oilers, four games to one.

HEAD COACH: Mike Keenan

ROSTER: Todd Bergen, Dave Brown, Lindsay Carson, Murray Craven, Doug Crossman, Miroslav Dvorak, Thomas Eriksson, Bob Froese, Len Hachborn, Ed Hospodar, Mark Howe, Tim Kerr, Pelle Lindbergh, Brad Marsh, Brad McCrimmon, Joe Paterson, Dave Poulin, Brian Propp, Ilkka Sinisalo, Derrick Smith, Rich Sutter, Ron Sutter, Rick Tocchet, Peter Zezel.

NOTES:

- The Flyers' regular season record topped all teams in the National Hockey League. Before the season, many pundits picked the Flyers to finish fourth in the Patrick Division. The Flyers' roster was the youngest in the NHL in average age per player.
- Team captain Dave Poulin's 5-on-3 shorthanded breakaway goal in the second period of Game 5 of the Wales Conference Final was a pivotal play in a 3-0 shutout win at the Spectrum in the clinching game. At the time, the goal gave Philadelphia a 2-0 lead.
- The Flyers won the first game of the Stanley Cup Final, but the Oilers won each of the next four. The Flyers were without Goaltender Pelle Lindbergh in game 5 and Tim Kerr in game 4 and game 5, both due to injury.
- Lindbergh won the Vezina Trophy as the NHL's top goaltender and was a finalist for the Hart Trophy (won by Edmonton's Wayne Gretzky) as league MVP.
- First-year head coach Mike Keenan won the Jack Adams Award as the NHL's top coach. Previous winners included Fred Shero (1973-74) and Pat Quinn (1979-80).

1986-87 WALES CONFERENCE CHAMPIONS

PHILADELPHIA
FLYERS



- STANLEY CUP FINALS RESULTS -

W	L
3	4

REGULAR SEASON RECORD: 46-26-8 (Home: 29-9-2, 17-17-6)

PLAYOFF RECORD: 15-11

PATRICK DIVISION SEMIFINALS: Defeated New York Rangers, four games to two.

PATRICK DIVISION FINALS: Defeated New York Islanders, four games to three.

WALES CONFERENCE FINALS: Defeated Montreal Canadiens, four games to two.

STANLEY CUP FINAL: Defeated by Edmonton Oilers, four games to three.

HEAD COACH: Mike Keenan

ROSTER: Dave Brown, Lindsay Carson, Murray Craven, Doug Crossman, J.J. Daigneault, Ron Hextall, Ed Hospodar, Mark Howe, Tim Kerr, Brad Marsh, Brad McCrimmon, Scott Mellanby, Dave Poulin, Brian Propp, Glenn Resch, Kjell Samuelsson, Ilkka Sinisalo, Derrick Smith, Daryl Stanley, Ron Sutter, Rick Tocchet, Peter Zezel.

NOTES:

- With Two Seven-Game And Two Six-Game Series In The Postseason, The Flyers Played Only Two Fewer Than The Maximum Possible 28 Playoff Games.
- J.J. Daigneault's Game-Winning Goal At 14:28 Of The Third Period Of Game Six At The Spectrum Forced A Seventh And Deciding Game Of The Series In Edmonton.
- The Flyers Held An Early 1-0 Lead In Game Seven Of The Final Before Edmonton Ultimately Prevailed, 3-1.
- Brian Propp Led The Flyers In Playoff Scoring With 28 Points (12 Goals, 16 Assists) In 26 Games.
- Prior To The Series-Ending Game Six Of The Wales Conference Final, Flyers And Montreal Players Brawled At The End Of Pre-Game Warmups.
- Rookie Goaltender Finished As Runner-Up For The Calder Trophy As The Nhl's Rookie Of The Year But He Won The Vezina Trophy As The Nhl's Top Goaltender And The Conn Smythe Trophy As Playoff Mvp.
- Tim Kerr Matched His Career-High 58 Goals During The Regular Season; The Fourth Straight Season That Kerr Scored At Least 54 Goals. Due To A Shoulder Injury, He Missed The Final 14 Games Of The Flyers' Playoff Run.
- Mark Howe Was The Runner-Up To Ray Bourque For The Norris Trophy As The Nhl's Best Defenseman; The Third Time In His Career That He Finished Second In The Balloting.



1996-97 EASTERN CONFERENCE CHAMPIONS



- STANLEY CUP FINALS RESULTS -	
W	L
0	4

REGULAR SEASON RECORD: 45-24-13 (Home: 23-12-6, Road: 22-12-7)

PLAYOFF RECORD: 12-7

EASTERN CONFERENCE QUARTERFINALS: Defeated Pittsburgh Penguins, four games to one.

EASTERN CONFERENCE SEMIFINALS: Defeated Buffalo Sabres, four games to one.

EASTERN CONFERENCE FINAL: Defeated New York Rangers, four games to one.

STANLEY CUP FINAL: Defeated by Detroit Red Wings, four games to zero.

HEAD COACH: Terry Murray

ROSTER: Rod Brind'Amour, Paul Coffey, Scott Daniels, Eric Desjardins, John Druce, Karl Dykhuis, Pat Falloon, Colin Forbes, Dale Hawerchuk, Ron Hextall, Trent Klatt, Dan Kordic, Daniel Lacroix, John LeClair, Eric Lindros (captain), Janne Niinimaa, Joel Otto, Michel Petit, Shjon Podein, Vaclav Prospal, Mikael Renberg, Kjell Samuelsson, Garth Snow, Petr Svoboda, Chris Therien, Dainius Zubrus.

NOTES:

- The Flyers finished in second place in the Atlantic Division during the regular season, one point behind the New Jersey Devils.
- This was the final season that the original "Legion of Doom" line of Eric Lindros, John LeClair and Mikael Renberg was an intact unit. Renberg was traded in the offseason and mostly played with other linemates during his subsequent second stint with the Flyers (1998-99 to 1999-2000).
- Lindros led the Flyers in playoff scoring with 26 points (12 goals, 14 assists) in 19 games, while linemate LeClair's three game-winners (among nine goals overall) paced the team.
- Defenseman Janne Niinimaa earned a spot on the NHL All-Rookie Team.
- Lindros, LeClair, Paul Coffey and Dale Hawerchuk were selected to the NHL All-Star Game.

2009-10 EASTERN CONFERENCE CHAMPIONS

PHILADELPHIA
FLYERS



- STANLEY CUP FINALS RESULTS -

W	L
2	4

REGULAR SEASON RECORD: 41-35-6 (Home: 24-14-3, Away: 17-21-3)

PLAYOFF RECORD: 14-9

EASTERN CONFERENCE QUARTERFINALS: Defeated New Jersey Devils, four games to one.

EASTERN CONFERENCE SEMIFINALS: Defeated Boston Bruins, four games to three.

EASTERN CONFERENCE FINAL: Defeated Montreal Canadiens, four games to one.

STANLEY CUP FINAL: Defeated by Chicago Blackhawks, four games to two.

HEAD COACH: Peter Laviolette (replaced John Stevens on December 4, 2009)

ROSTER: Arron Asham, Oskars Bartulis, Blair Betts, Danny Briere, Brian Boucher, Dan Carcillo, Matt Carle, Jeff Carter, Braydon Coburn, Ray Emery, Claude Giroux, Scott Hartnell, Lukas Krajicek, Ian Laperriere, Michael Leighton, Ville Leino, Andreas Nodl, Ryan Parent, Darroll Powe, Chris Pronger, Mike Richards, Kimmo Timonen, James van Riemsdyk.

NOTES:

- The Flyers qualified for the playoffs via shootout victory over the New York Rangers on the final day of the 2009-10 regular season. Had New York won, the Rangers would have made the playoffs instead.
- In the Eastern Conference Semifinals, the Flyers became just the third team in NHL history to recover from a three games to zero deficit and come back to win a series. In the clinching seventh game in Boston, the Flyers trailed 3-0 in the first period before storming back to win in regulation, 4-3.
- Danny Briere led the Flyers in playoff scoring with 30 points (12 goals, 18 assists) in 23 games. He set a new franchise record for a playoff year.

BERNIE PARENT | 1



– NHL CAREER TOTALS –

GP	W-L-T	SO	GA	GAA
608	271-198-119	54	1493	2.55

NUMBER RETIRED ON OCTOBER 11, 1979

The entire history of the Philadelphia Flyers may have been different without Bernie Parent. The Montreal native was not only the greatest goaltender in franchise history; he was one of the best to ever grace a National Hockey League crease.

Parent's name is synonymous with grace and excellence on the hockey rink. Just as importantly, Parent is known as a warm, compassionate human being who has never been afraid to face up to his flaws. He has celebrated the good times and weathered the tough times with uncommon grace and refreshing honesty. He emerged with his smile intact and boasts countless numbers of friends and acquaintances who feel enriched to have known him.

Beloved by fans and teammates alike, the Hockey Hall of Fame goaltender's gentle spirit and good humor off the ice were only surpassed by his brilliance between the pipes. Parent gave his team the confidence to believe they had a chance to win every night.

Parent's two-stint Flyers career ended with a stellar 232-141-103 record, 50 shutouts, and a 2.42 goals against average. His playoff numbers were equally impressive, with two Conn Smythe Trophies and 2.38 goals against average.

FLYERS CAREER HONORS AND ACHIEVEMENTS

NHL First-Team All-Star: 1973-74, 1974-75

Conn Smythe Trophy winner: 1974, 1975

Vezina Trophy: 1973-74, 1974-75

Stanley Cup championship: 1973-74, 1974-75

NHL All-Star Game participant: 1968-69, 1969-70, 1973-74, 1974-75, 1976-77

Class Guy Award: 1978-79

Flyers Franchise Record: Most Career Shutouts, regular season (50), playoffs (six)

Flyers Franchise Record: Most Shutouts in a season (12, 1973-74 and 1974-75)

40-Win Club: 1973-74 (47, franchise record), 1974-75 (44)

Hockey Hall of Fame inductee: 1984

Flyers Hall of Fame inductee: 1988

MARK HOWE | 2



– NHL CAREER TOTALS –

GP	G	A	PTS	PIM
929	197	545	742	455

NUMBER RETIRED ON MARCH 6, 2012

The consensus best all-around defenseman in the first half-century of Flyers' franchise history, Mark Howe is a member of the Hockey Hall of Fame, the United States Hockey Hall of Fame and the Flyers Hall of Fame.

Howe's combination of supreme natural talent, outstanding work ethic and sharp mind for hockey made him a superior player both offensively and defensively. He made the transition from an All-Star forward to defenseman mid-career and not only held their own at the new position, but became one of the NHL's best blueliners of his generation.

Howe was a smooth skater, a pinpoint passer and possessed a dangerous wrist shot. At the defensive end, his uncanny anticipation and positional smarts more than made up for his lack of size and bulk.


Between his WHA and NHL careers, Howe compiled 405 regular season goals and 1,246 regular season points. Howe is also the Flyers franchise leader for goals (138), assists (342), regular season points (342), playoff points (53) and career plus-minus rating (+349) among defensemen.

A three-time Norris Trophy finalist for best NHL defenseman and four-time Barry Ashbee Award winner, Howe always placed much greater emphasis on team goals than personal accomplishments. Off the ice, he epitomized class and dignity.

FLYERS CAREER HONORS AND ACHIEVEMENTS

- NHL First-Team All-Star: 1982-83, 1985-86, 1986-87
- Norris Trophy finalist: 1982-83, 1985-86, 1986-87
- NHL All-Star Game: 1982-83, 1985-86, 1987-88
- Emery Edge (NHL Plus/Minus) Award: 1985-86 (+85)
- Stanley Cup Final participant: 1984-85, 1986-87
- Barry Ashbee Trophy (Flyers top defenseman): 1982-83, 1985-86, 1986-87, 1987-88
- Bobby Clarke Trophy (Flyers MVP): 1985-86
- Flyers Franchise Records for Defensemen: Goals (138), Assists (342), Points (480), plus/minus (+349)
- Flyers Hall of Fame: 2001
- United States Hockey Hall of Fame: 2003
- Hockey Hall of Fame: 2011
- LESTER PATRICK TROPHY - 2016

BARRY ASHBEE | 4



– NHL CAREER TOTALS –

GP	G	A	PTS	PIM
284	15	70	85	291



NUMBER RETIRED ON OCTOBER 13, 1977

An inspirational leader by stoic example, the late Barry Ashbee was an everyman made good. Among teammates, he epitomized the competitiveness of the Broad Street Bullies-era Flyers. Whatever Ashbee lacked in natural talent he made up for in hockey smarts, work ethic and hunger to win.

Ashbee possessed as much character and inner strength as anyone who has ever been a professional athlete. There was nothing phony or pretentious about the guy teammates called "Ash Can."


The defensive defenseman courageously and effectively played through a litany of injuries that was extensive even by hockey standards. Although his late-blooming NHL playing career was cut short by an eye injury suffered in the 1974 Stanley Cup semifinals, Ashbee left an indelible mark in shaping the Flyers' team identity; first as a player and later as an assistant coach.

By celebrating the legacy of Barry Ashbee, the Flyers also pay tribute to all the players who came before and after him, men who toiled and sacrificed just for a chance to play. His jersey was retired as much to venerate his spirit as to honor his playing abilities. No one was more dedicated to winning or persevered more tenaciously.

FLYERS CAREER HONORS AND ACHIEVEMENTS

- NHL Second-Team All-Star: 1973-74
- Stanley Cup championship: 1973-74, 1974-75 (assistant coach)
- Flyers Hall of Fame: 1991
- Barry Ashbee Trophy (Flyers best defenseman): Award first given in 1974-75.

BILL BARBER | 7



– NHL CAREER TOTALS –

GP	G	A	PTS	PIM
903	420	463	883	623

NUMBER RETIRED ON OCTOBER 11, 1990

An inductee in both the Hockey Hall of Fame and Flyers Hall of Fame, left winger Bill Barber was much more than just one-third of the famed LCB line with teammates Bob Clarke and Reggie Leach.

Barber spent his entire playing career with the Flyers. He played 903 regular season games (420 goals, 463 assists, 883 points, 623 penalty minutes) and 129 games in the Stanley Cup playoffs (53 goals, 55 assists, 108 points, 109 penalty minutes). Knee problems prematurely ended his career, but Barber still stands at the franchise's all-time leading goal scorer.

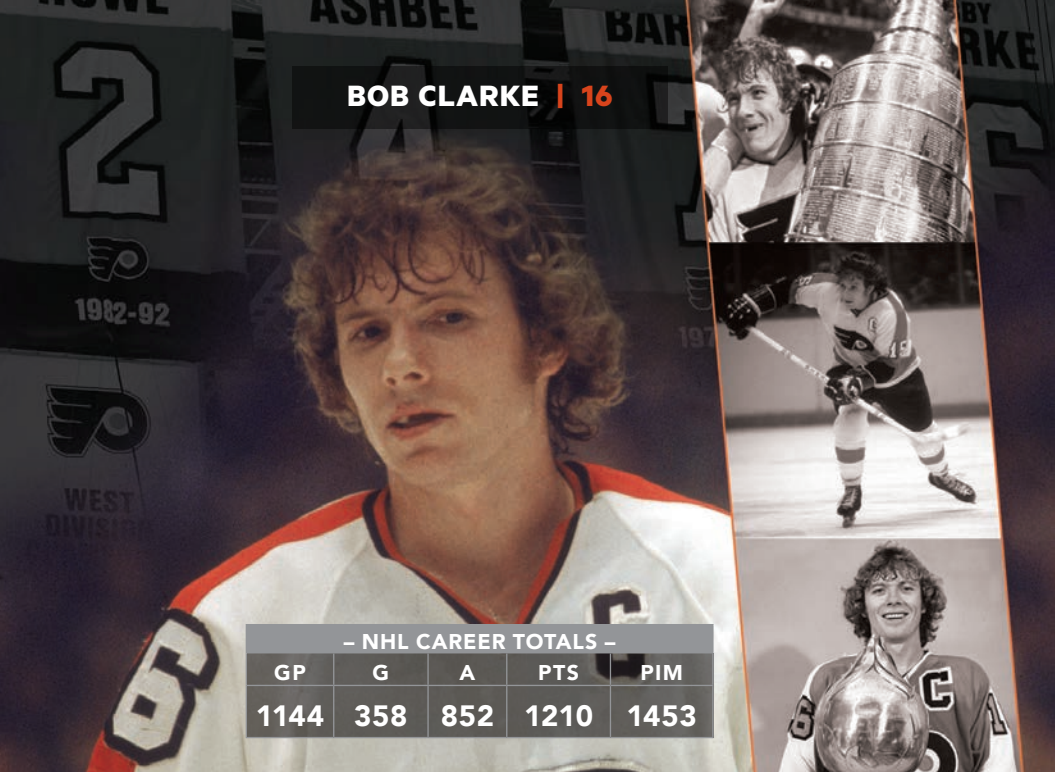
Barber was a productive offensive force almost in spite of himself. The player cared only about winning. Although there were a handful of players around the league who scored at a more prolific rate, Barber was one of the National Hockey League's top all-around wingers of his era.

Some of Barber's best games came in the biggest games of season. For example, in the 31 playoff games the Flyers played in 1980 and 1981, the intrepid Barber scored 23 goals and 37 points. In the 1980 run to the Cup Finals, Barber tied an NHL record with 3 shorthanded goals. That is the epitome of "clutch performance."

FLYERS CAREER HONORS AND ACHIEVEMENTS

- NHL First-Team All-Star: 1975-76
- NHL Second-Team All-Star: 1978-79, 1980-81
- NHL All-Star Game: 1974-75, 1975-76, 1977-78, 1978-79, 1979-80, 1980-81, 1981-82
- Stanley Cup Championship: 1973-74, 1974-75
- Stanley Cup Final participant: 1973-74, 1974-75, 1975-76, 1979-80
- Calder Cup Championship: 1997-98 (head coach, Philadelphia Phantoms)
- Class Guy Award: 1980-81
- Jack Adams Award (NHL coach of the year): 2000-01
- Flyers 50-Goal Club: 1975-76
- Flyers 100-Point Club: 1975-76
- Franchise Career Goal Record: 420 (regular season), 53 (playoffs)
- Flyers Hall of Fame: 1989
- Hockey Hall of Fame: 1990

BOB CLARKE | 16



– NHL CAREER TOTALS –

GP	G	A	PTS	PIM
1144	358	852	1210	1453

NUMBER RETIRED ON NOVEMBER 15, 1984

Described by coach Fred Shero as “a dream dressed in work clothes,” Bob Clarke played an incalculable role in shaping the Flyers team identity and work ethic.

The Flyers’ longtime captain was the ultimate team player, caring nothing for personal stats and willing to do anything for victory; whether it meant spilling his own blood or fighting for the puck as if his life depended on it. Clarke was also one of the top playmakers in NHL history, a highly effective two-way, all-situations performer and one of the best faceoff men of his era.

Known as “Bobby” to fans and “Whitey” to teammates, Clarke was as modest, unassuming and soft-spoken off the ice as he was driven to win on the ice.

Clarke quickly made people forget that he’d been bypassed at least once in the 1969 NHL Draft by every team in the league solely because he had a form of diabetes. Simultaneously, he became a source of inspiration to diabetic aspiring athletes worldwide.

Even had Clarke not gone on to become a two-tenure Flyers general manager and to later serve the organization as senior vice president, his place would be secure in the team’s pantheon of the greatest of the greats.

FLYERS CAREER HONORS AND ACHIEVEMENTS

- Hart Trophy: 1972-73, 1974-75, 1975-76
- NHL First-Team All-Star: 1974-75, 1975-76
- NHL Second-Team All-Star: 1972-73, 1973-74
- Selected To 10 Consecutive Nhl All-Star Games From 1970-79
- Masterton Trophy: 1971-72
- Selke Trophy: 1982-83
- Lester B. Pearson Award: 1972-73
- Lester Patrick Award (Service To Hockey In The Usa): 1979-80
- Class Guy Award: 1981-82
- Flyers 100-Point Club: 1972-73, 1974-75, 1975-76
- Flyers Franchise Record, Reg. Season: Most Games (1,144), Points (1,210) And Assists (852)
- Flyers Franchise Record, Playoffs: Most Games (136), Points (119), And Assists (77)

ERIC LINDROS | 88



– NHL CAREER TOTALS –

GP	G	A	PTS	PIM
760	372	493	865	1398

NUMBER RETIRED ON JANUARY 18, 2018

His acquisition from the Quebec Nordiques in the summer of 1992 shook the hockey world, and from there, Eric Lindros went on to become the most prolific scorer in Flyers history. Although his career totals don't top the team lists, his 1.36 points per game over his 486-game Flyers career is unparalleled by any other player ever to wear the Orange and Black.

Lindros made his NHL debut on October 6, 1992 in the season opener against Pittsburgh, scoring a goal in a 3-3 tie. It was the first of his 41 goals that season, a franchise record for goals scored by a rookie that still stands.


Lindros was named the 11th captain in Flyers history on September 6, 1994, and at the age of 21 became the youngest player in franchise history to hold the role. He recorded a 70-point season (29 G, 41 A) in 46 games during the shortened season of 1994-95, which tied for the league lead and earned him the Hart Trophy as the league's Most Valuable Player. Lindros joined Bobby Clarke as the only two Flyers ever to win the award.

The following season, Lindros posted a career-high 115 points. It ranks as the fourth-highest single-season total in team history behind only Mark Recchi (123 pts, 1992-93) and Clarke (119 pts, 1975-76 and 116 pts, 1974-75), and was the last 100-point season by a Flyer for 22 years. Lindros went on to post well above a point-per-game average in each of the next four seasons, never scoring fewer than 27 goals.

Lindros appeared in 486 games for the Flyers over eight seasons, rising to fifth on the club's all-time scoring list with 290 goals and 369 assists for 659 points.

FLYERS CAREER HONORS AND ACHIEVEMENTS

- Hart Trophy: 1994-95
- Ted Lindsay Award: 1994-95
- NHL First-Team All-Rookie: 1992-93
- NHL First-Team All-Star: 1994-95
- NHL Second-Team All-Star: 1995-96
- NHL All-Star Game: 1993-94, 1995-96, 1996-97, 1997-98, 1998-99, 1999-2000
- Olympic Games Team Canada: 1992, 1998, 2002
- Flyers 100-Point Club: 1995-96
- Flyers Franchise Record: Most Goals Scored by a Rookie in a Season (41)
- Flyers Franchise Record: Most Career Points-Per-Game Average (1.36)
- Flyers Hall of Fame: 2014
- Hockey Hall of Fame: 2016



 Spectrum

1967-2009



SPECTRUM HISTORY

When the National Hockey League granted a conditional expansion franchise on February 9, 1966 to the team that became known as the Philadelphia Flyers, one of the key conditions was the construction and completion of a new arena in time for the start of the 1967-68 NHL season.

On June 1, 1966, a public groundbreaking ceremony took place on the site at Broad Street and Pattison Avenue where the arena that came to be called the Spectrum would stand. The building hosted its first event on September 30, 1967.


"This building was just an idea 16 months ago," Flyers co-founder Ed Snider said at the time of the arena's opening. "We got it done in record time."

Over the years, the Spectrum was the home of the NHL's Flyers (1967-68 to 1995-96), the NBA's Philadelphia 76ers (1967-68 to 1995-96), and the American Hockey League's Philadelphia Phantoms (1996-97 to 2008-09). During its life, the building also hosted notable events in college basketball, boxing, indoor soccer, indoor lacrosse, big-name concerts, circuses, the Ice Capades, monthly professional wrestling cards, tractor pulls, and professional bull riding, among others.

The arena's name was conceived by Lou Scheinfeld, a former newspaper writer hired by Mr. Snider as vice president of business operations. The name was an acronym of sorts intended to reflect the wide array of events the facility would host. The SP stood for "sports." The E was for "entertainment." The C was for "circuses." The T was for "theatricals," R was for "recreation."

What about the UM on the end? Scheinfeld often quipped that it stood for, "um, what a nice building."

The arena closed for good on November 1, 2009. Demolition was completed in May 2011. The next year, the Xfinity Live! complex opened on the north edge of the site across the parking lot from the Wells Fargo Center.





SPECTRUM HISTORY

SPECTRUM EVENT HIGHLIGHTS

First Event: Quaker City Jazz Festival, **September 30, 1967**
 First Sports Event: Boxing (Joe Frazier Vs. Tony Doyle), **Oct. 17, 1967**
 First Philadelphia 76ers Game: **October 18, 1967**
 First Flyers Game: **October 19, 1967 (Vs. Pittsburgh)**
 First Flyers Pregame Rendition Of "God Bless America": **December 11, 1969**
 20th Annual NBA All-Star Game, **January 20, 1970**
 Kate Smith First Live Flyers Pregame "God Bless America" Performance: **October 11, 1973**
 Flyers Win First Stanley Cup: **May 19, 1974 (1974 Final Vs Boston, Game Six)**
 Olga Korbut Appears Live With Touring Russian Gym Team **November 10, 1974**
 Flyers Vs. Red Army (CSKA): **January 11, 1976**
 29th Annual Nhl All-Star Game: **January 20, 1976**
 26th Annual Nba All-Star Game: **February 3, 1976**
 Luciano Pavarotti Concert: **April 5, 1976**
 First Flyers Wives Carnival: **February 1, 1977**
 Elvis Presley's Final Spectrum Appearance **May 28, 1977**
 Flyers vs. HC Pardubice: **December 26, 1977**
 Bruce Springsteen Plays Eight Sold-Out Shows: **1981**
 1981 NCAA Final Four: Indiana V. North Carolina, **March 30, 1981**
 Bobby Clarke Night: **November 15, 1984**
 Flyers vs Quebec Nordiques: 1985 Wales Conference Game Five: **May 16, 1985**
 Pelle Lindbergh Memorial Ceremony (Flyers Vs. Oilers): **November 14, 1985**
 Julius Erving Night **April 17, 1987**
 Flyers vs. Edmonton Oilers 1987 Stanley Cup Finals Game Six: **May 28, 1987**
 Frank Sinatra/Liza Minelli/Sammy Davis Jr Concert: **September 27, 1988**
 Philadelphia Wings Win First National Lacrosse League Championship: **April 7, 1989**
 Billy Joel Six-Night Concert Series: **January 1990**
 Wilt Chamberlain Night **March 18, 1990**
 43rd Annual NHL All-Star Game: **January 18, 1992**
 1992 Ncaa East Regionals: (Duke Vs. Kentucky) **March 28, 1992**
 Grateful Dead's 50th Spectrum Concert: **October 7, 1992**
 Billy Joel's Second Six-Night Engagement: **Sept.-Oct., 1993**
 Philadelphia Wings Win Fourth NIL Championship **April 8, 1995**
 Mike Tyson vs. Buster Mathis Jr **December 16, 1995**
 Final Flyers Home Game (Regular Season): **April 11, 1996 (Vs. Montreal)**
 Final 76ers Home Game: **April 19, 1996**
 Final Flyers Home Game (Playoffs) **May 12, 1996 (Vs. Florida)**
 Phantoms Win First Calder Cup: **June 10, 1998**
 Final NHL Exhibition Game (Flyers vs. Carolina): **September 27, 2008**
 Final Flyers Exhibition Game (Flyers vs. Phantoms): **October 7, 2008**
 Final Event: Pearl Jam Concerts, **October 28-29 And 30-31, 2009**

Hockey Seating Capacity History:

1967-1968: 14,646 | **1968-1969:** 14,558 | **1969-1970:** 14,606 | **1970-1971:** 14,620
1971-1972: 14,626 | **1972-1973:** 16,600 (third deck added) | **1973-1975:** 17,007
1975-1981: 17,077 | **1981-1983:** 17,147 | **1983-1985:** 17,191 | **1985-1986:** 17,211
1986-1987: 17,222 | **1987-1990:** 17,423 | **1990-1991:** 17,382 | **1991-2009:** 17,380



STANLEY CUP TEAMS

1973-74 STANLEY CUP CHAMPIONS

General Manager: Keith Allen **Coach:** Fred Shero

Barry Ashbee	Ross Lonsberry
Bill Barber	Al MacAdam
Tom Bladon	Rick MacLeish
Bobby Clarke - C	Simon Nolet
Bill Clement	Bernie Parent
Bruce Cowick	Don Saleski
Terry Crisp	Dave Schultz
Gary Dornhoefer	Bob Taylor
Andre Dupont	Ed Van Impe
Bill Flett	Jimmy Watson
Bob Kelly	Joe Watson
Orest Kindrachuk	

Trainers: Jim McKenzie, Frank Lewis

1974-75 STANLEY CUP CHAMPIONS

General Manager: Keith Allen **Coach:** Fred Shero

Bill Barber	Reggie Leach
Tom Bladon	Ross Lonsberry
Bobby Clarke - C	Rick MacLeish
Bill Clement	Bernie Parent
Terry Crisp	Don Saleski
Gary Dornhoefer	Dave Schultz
Andre Dupont	Wayne Stephenson
Larry Goodenough	Bob Taylor
Ted Harris	Ed Van Impe
Bob Kelly	Jimmy Watson
Orest Kindrachuk	Joe Watson

Trainers: Jim McKenzie, Frank Lewis

THE FLYERS STREAK

October 14, 1979 to January 6, 1980: 25 WINS - 0 LOSSES - 10 TIES

Longest undefeated streak of any team in the history of professional sports in North America

General Manager: Keith Allen **Coach:** Pat Quinn

Bill Barber	Bob Dailey	Reggie Leach	Pete Peeters
Norm Barnes	Andre Dupont	Ken Linseman	Brian Propp
Frank Bathe	Tom Gorence	Rick MacLeish	Dennis Ververgaert
Mel Bridgman - C	Al Hill	Phil Myre	Jimmy Watson
Mike Busniuk	Paul Holmgren	John Paddock	Behn Wilson
Bobby Clarke	Bob Kelly	Dennis Patterson	

COACHES

	SEASONS	
Keith Allen	1967-68	to 1968-69
Vic Stasiuk	1969-70	to 1970-71
Fred Shero	1971-72	to 1977-78
Bob McCammon	1978-79	
Pat Quinn	1978-79	to 1981-82
Bob McCammon	1981-82	to 1983-84
Mike Keenan	1984-85	to 1987-88
Paul Holmgren	1988-89	to 1991-92
Bill Dineen	1991-92	to 1992-93
Terry Simpson	1993-94	
Terry Murray	1994-95	to 1996-97
Wayne Cashman	1997-98	
Roger Neilson	1997-98	to 1999-2000
Craig Ramsay	1999-2000	to 2000-01
Bill Barber	2000-01	to 2001-02
Ken Hitchcock	2002-03	to 2006-07
John Stevens	2006-07	to 2009-10
Peter Laviolette	2009-10	to 2013-14
Craig Berube	2013-14	to 2014-15
Dave Hakstol	2015-16	to 2018-19
Scott Gordon	2018-19	to 2018-19
Alain Vigneault	2019-20	to 2021-22
Mike Teo	2021-22	
John Tortorella	2022-23	to present

GENERAL MANAGERS

	SEASONS	
Bud Poile	1967-68	to 1969-70
Keith Allen	1969-70	to 1982-83
Bob McCammon	1983-84	
Bob Clarke	1984-85	to 1989-90
Russ Farwell	1990-91	to 1993-94
Bob Clarke	1994-95	to 2006-07
Paul Holmgren	2006-07	to 2013-14
Ron Hexall	2014-15	to 2018-19
Chuck Fletcher	2018-19	to 2022-23
Daniel Briere	2022-23	to present

CAPTAINS

	SEASONS	
Lou Angotti	1967-68	
Ed Van Impe	1968-69	to 1972-73
Bobby Clarke	1972-73	to 1978-79
Mel Bridgman	1979-80	to 1980-81
Bill Barber	1981-82	to 1982-83
Bobby Clarke	1982-83	to 1983-84
Dave Poulin	1984-85	to 1989-90
Ron Sutter	1989-90	to 1990-91
Rick Tocchet	1991-92	
Kevin Dineen	1993-94	
Eric Lindros	1994-95	to 1999-2000
Eric Desjardins	1999-2000	to 2001-02
Keith Primeau	2001-02	to 2005-06
Derian Hatcher	2005-06	
Peter Forsberg	2006-07	
Jason Smith	2007-08	
Mike Richards	2008-09	to 2010-11
Chris Pronger	2011-12	to 2012-13
Claude Giroux	2012-13	to 2021-22
Sean Couturier	2023-24	to present

FLYERS CAPTAINS GAMES PLAYED

	REGULAR SEASON	
	NAMED ON	TOTAL GP
Bob Clarke		610 (in two terms)
	Jan. 17, 1973	498 (1973-79)
	Jan. 7, 1983	112 (1983-84)
Claude Giroux	Jan. 15, 2013	715 (2012-13, 21-22)
Dave Poulin	Oct. 12, 1984	392 (1984-85, 89-90)
Eric Lindros	Sept. 6, 1994	360 (1994-95, 99-00)
Ed Van Impe	Nov. 5, 1968	311 (1968-69, 72-73)
Mike Richards	Sept. 17, 2008	242 (2008-09, 10-11)
Keith Primeau	Oct. 23, 2001	213 (2001-02, 05-06)
Sean Couturier	Feb. 14, 2024	23 (2023-24)



HONOR ROLL

FLYERS BANNER YEARS

1967-68	West Division Champions
1973-74	West Division Champions Stanley Cup Champions
1974-75	Patrick Division Champions Campbell Conference Champions Most Points in NHL Stanley Cup Champions
1975-76	Patrick Division Champions Campbell Conference Champions
1976-77	Patrick Division Champions Campbell Conference Champions
1979-80	Patrick Division Champions Campbell Conference Champions Most Points in NHL
1982-83	Patrick Division Champions
1984-85	Patrick Division Champions Wales Conference Champions Most Points in NHL
1985-86	Patrick Division Champions
1986-87	Patrick Division Champions Wales Conference Champions
1994-95	Atlantic Division Champions
1995-96	Atlantic Division Champions
1996-97	Eastern Conference Champions
1999-00	Atlantic Division Champions
2001-02	Atlantic Division Champions
2003-04	Atlantic Division Champions
2009-10	Eastern Conference Champions
2010-11	Atlantic Division Champions

FLYERS IN THE MID-SEASON NHL ALL-STAR GAME

1967-68	Leon Rochefort
1968-69	Bernie Parent, Ed Van Impe
1969-70	Bobby Clarke, Bernie Parent
1970-71	Bobby Clarke
1971-72	Bobby Clarke, Simon Nolet
1972-73	Bobby Clarke, Gary Dornhoefer
1973-74	Bobby Clarke, Bernie Parent, Ed Van Impe, Joe Watson
1974-75	Bill Barber, Bobby Clarke, Bernie Parent, Fred Shero (Coach), Ed Van Impe, Jimmy Watson
1975-76	Bill Barber, Andre Dupont, Reggie Leach, *Rick MacLeish, Fred Shero (Coach), Wayne Stephenson, Jimmy Watson
1976-77	Tom Bladon, Bobby Clarke, Gary Dornhoefer, Rick MacLeish, Bernie Parent, Fred Shero (Coach), Jimmy Watson, Joe Watson
1977-78	Bill Barber, Tom Bladon, Bobby Clarke, Bob Dailey, Fred Shero (Coach), Wayne Stephenson, Jimmy Watson
1978-79	** Bill Barber, Bobby Clarke
1979-80	Bill Barber, Norm Barnes, Reggie Leach, Rick MacLeish, Pete Peeters, Brian Propp, Jimmy Watson
1980-81	Bill Barber, Bob Dailey, Paul Holmgren, Pete Peeters, Pat Quinn (Coach), Behn Wilson
1981-82	Bill Barber, Brian Propp
1982-83	Mark Howe, Pelle Lindbergh, Darryl Sittler
1983-84	Tim Kerr, Brian Propp
1984-85	Tim Kerr, Pelle Lindbergh
1985-86	Bob Froese, Mark Howe, Mike Keenan (Coach), Tim Kerr, E.J. McGuire (Assistant Coach), Dave Poulin, Brian Propp

1986-87	*** Ron Hextall, Mark Howe, Tim Kerr, Dave Poulin
1987-88	Ron Hextall, Mark Howe, Mike Keenan (Coach), E.J. McGuire (Assistant Coach), Dave Poulin, Kjell Samuelsson
1988-89	Rick Tocchet
1989-90	Brian Propp, Rick Tocchet
1990-91	Rick Tocchet
1991-92	Rod Brind'Amour
1992-93	Mark Recchi
1993-94	Garry Galley, Eric Lindros, Mark Recchi
1994-95	No game was played
1995-96	Eric Desjardins, John LeClair, Eric Lindros, Craig MacTavish
1996-97	Paul Coffey, Dale Hawerchuk, John LeClair, Eric Lindros
1997-98	John LeClair, Eric Lindros
1998-99	John LeClair, Eric Lindros
1999-00	Eric Desjardins, John LeClair, Eric Lindros, Mark Recchi
2000-01	Roman Cechmanek, Simon Gagne
2001-02	Jeremy Roenick
2002-03	Ken Hitchcock (Assistant Coach), Jeremy Roenick
2003-04	Ken Hitchcock (Assistant Coach), Keith Primeau, Jeremy Roenick
2005-06	No game was played
2006-07	Simon Gagne
2007-08	Mike Richards, Kimmo Timonen
2008-09	Jeff Carter
2010-11	Danny Briere, Claude Giroux, Peter Laviolette (co-coach)
2011-12	Claude Giroux, Scott Hartnell, Kimmo Timonen
2012-13	No game was played
2013-14	No game was played
2014-15	Claude Giroux, Jake Voracek
2015-16	Claude Giroux
2016-17	Wayne Simmonds
2017-18	Claude Giroux
2018-19	Claude Giroux
2019-20	Travis Konecny
2020-21	No game was played
2021-22	Claude Giroux
2022-23	Kevin Hayes
2023-24	Travis Konecny

* Alternate for Bobby Clarke

** NHL Challenge Cup

*** Rendezvous '87

FLYERS INDUCTED INTO HOCKEY HALL OF FAME

NAME	INDUCTION YEAR	CATEGORY	YEARS WITH FLYERS
Allan Stanley	1981	Player	1968-1969
Bernie Parent	1984	Player	1967-71, 73-79
Bobby Clarke	1987	Player	1969-1990, 1996-present
Ed Snider	1988	Builder	1967-2016
Darryl Sittler	1989	Player	1982-1984
Bill Barber	1990	Player	1972-1984, 2000-2002
Bud Poile	1990	Builder	1967-1969
Keith Allen	1992	Builder	1967-2014
Gene Hart	1997	Foster Hewitt Memorial Award	1967-1995
Dale Hawerchuk	2001	Player	1996-1997
Roger Neilson	2001	Builder	1998-2000
Paul Coffey	2004	Player	1996-1998
Mark Howe	2011	Player	1982-1992
Adam Oates	2012	Player	2002
Fred Shero	2013	Builder	1971-1978
Peter Forsberg	2014	Player	2005-2007
Chris Pronger	2015	Player	2009-2012
Eric Lindros	2016	Player	1992-2000
Pat Quinn	2016	Builder	1979-1983
Mark Recchi	2017	Player	1991-95, 98-04
Jeremy Roenick	2024	Player	2001-04

FLYERS INDUCTED INTO UNITED STATES HOCKEY HALL OF FAME

2003 - Mark Howe
 2007 - John Vanbiesbrouck
 2009 - Tony Amonte
 2009 - John LeClair
 2010 - Derian Hatcher
 2010 - Jeremy Roenick
 2011 - Mike "Doc" Emrick
 2011 - Ed Snider
 2021 - Paul Holmgren

RETIRED NUMBERS

Bernie Parent - 1
 Mark Howe - 2
 Barry Ashbee - 4
 Bill Barber - 7
 Bobby Clarke - 16
 Eric Lindros - 88

FLYERS MAJOR AWARD WINNERS

ALLEN, Keith	1987-88	Lester Patrick Trophy
BARBER, Bill	2000-01	Jack Adams Award
CECHMANEK, Roman	2002-03	William M. Jennings Trophy
CLARKE, Bobby	1971-72	Bill Masterton Memorial Trophy
	1972-73	Hart Memorial Trophy
		Lester B. Pearson Award
	1974-75	Hart Memorial Trophy
	1975-76	Hart Memorial Trophy
	1979-80	Lester Patrick Trophy
	1982-83	Frank J. Selke Trophy
COUTURIER, Sean	2019-20	Frank J. Selke Trophy
ESCHE, Robert	2002-03	William M. Jennings Trophy
FROESE, Bob	1985-86	William M. Jennings Trophy
HEXTALL, Ron	1986-87	Vezina Trophy
		Conn Smythe Trophy
HOLMGREN, Paul	2014-15	Lester Patrick Trophy
HOWE, Mark	1985-86	Emery Edge Award
JENSEN, Darren	1985-86	William M. Jennings Trophy
KEENAN, Mike	1984-85	Jack Adams Award
KERR, Tim	1988-89	Bill Masterton Memorial Trophy
LAPERRIERE, Ian	2010-11	Bill Masterton Memorial Trophy
LEACH, Reggie	1975-76	Conn Smythe Trophy
LeCLAIR, John	1996-97	Bud Ice Plus/Minus Award
	1998-99	Bud Ice Plus/Minus Award

LINDBERGH, Pelle	1984-85	Vezina Trophy
LINDBLOM, Oskar	2020-21	Bill Masterton Memorial Trophy
LINDROS, Eric	1994-95	Hart Memorial Trophy
		Lester B. Pearson Award
PARENT, Bernie	1973-74	Vezina Trophy
		Conn Smythe Trophy
	1974-75	Vezina Trophy
		Conn Smythe Trophy
POULIN, Dave	1986-87	Frank J. Selke Trophy
QUINN, Pat	1979-80	Jack Adams Award
SHERO, Fred		
	1973-74	Jack Adams Award
	1979-80	Lester Patrick Trophy
SIMMONDS, Wayne	2018-19	Mark Messier Leadership Award
SNIDER, Ed	1979-80	Lester Patrick Trophy

NHL MILESTONE AWARD WINNERS

AMONTE, TONY - 1,000 GAMES	LECAVALIER, VINCENT - 400 GOALS
BARBER, BILL - 400 GOALS	MacTAVISH, CRAIG - 1,000 GAMES
BIRON, MARTIN - 25 SHUTOUTS	PARENT, BERNIE: - 25 SHUTOUTS - 500 GAMES
BRYZGALOV, ILYA - 25 SHUTOUTS	RECCHI, MARK - 1,000 POINTS - 600 ASSISTS
CLARKE, BOBBY - 600 ASSISTS - 1,000 POINTS - 1,000 GAMES	ROENICK, JEREMY - 1,000 POINTS - 600 ASSISTS - 1,000 GAMES
DESJARDINS, ERIC - 1,000 GAMES	RICHARDSON, LUKE - 1,000 GAMES
ELLIOTT, BRIAN - 40 SHUTOUTS	
FORSBERG, PETER - 600 ASSISTS	SITTLER, DARRYL - 400 GOALS - 1,000 GAMES - 1,000 POINTS - 600 ASSISTS
GIROUX, CLAUDE - 1,000 GAMES	TIMONEN, KIMMO - 1,000 GAMES
HACKETT, JEFF - 500 GAMES	TORTORELLA, JOHN - 700 WINS - 1500 GAMES COACHED
HATCHER, DERIAN - 1,000 GAMES	
HEXTALL, RON - 500 GAMES	HITCHCOCK, KEN - 750 GAMES COACHED
	WEINRICH, ERIC - 1,000 GAMES
	LAUGHTON, SCOTT - 500 GAMES
	ZHITNIK, ALEXEI - 1,000 GAMES
LAVIOLETTE, PETER - 750 GAMES COACHED	



HONOR ROLL

FLYERS NHL ALL-STARS

Selected at the end of the season by the representatives of the Professional Hockey Writers' Association in each of the NHL cities.

ASHBEE, Barry	1973-74	2nd Team, Defense
BARBER, Bill	1975-76	1st Team, Left Wing
	1978-79	2nd Team, Left Wing
	1980-81	2nd Team, Left Wing
CECHMANEK, Roman	2000-01	2nd Team, Goal
CLARKE, Bobby	1972-73	2nd Team, Center
	1973-74	2nd Team, Center
	1974-75	1st Team, Center
	1975-76	1st Team, Center
DESJARDINS, Eric	1998-99	2nd Team, Defense
	1999-00	2nd Team, Defense
FROESE, Bob	1985-86	2nd Team, Goal
GIROUX, Claude	2017-18	2nd Team, Left Wing
HEXTALL, Ron	1986-87	1st Team, Goal
HOWE, Mark	1982-83	1st Team, Defense
	1985-86	1st Team, Defense
	1986-87	1st Team, Defense
KERR, Tim	1986-87	2nd Team, Right Wing
LEACH, Reggie	1975-76	2nd Team, Right Wing
LeCLAIR, John	1994-95	1st Team, Left Wing
	1995-96	2nd Team, Left Wing
	1996-97	2nd Team, Left Wing
	1997-98	1st Team, Left Wing
	1998-99	2nd Team, Left Wing
LINDBERGH, Pelle	1984-85	1st Team, Goal
LINDROS, Eric	1994-95	1st Team, Center
	1995-96	2nd Team, Center
PARENT, Bernie	1973-74	1st Team, Goal
	1974-75	1st Team, Goal
RECCHI, Mark	1991-92	2nd Team, Right Wing
VORACEK, Jakub	2014-15	1st Team, Right Wing

FLYERS HALL OF FAME

1988 Mar.	Bobby Clarke, Bernie Parent
1989 Mar.	Keith Allen, Bill Barber, Ed Snider
1990 Mar.	Rick MacLeish, Fred Shero
1991 Mar.	Barry Ashbee (posthumous), Gary Dornhoefer
1992 Feb.	Gene Hart, Reggie Leach
1993 Apr.	Joe Scott, Ed Van Impe
1994 Mar.	Tim Kerr
1996 Feb.	Joe Watson
1999 Mar.	Brian Propp
2001 Mar.	Mark Howe
2004 Mar.	Dave Poulin
2008 Feb.	Ron Hextall
2009 Nov.	Dave Schultz
2014 Nov.	Eric Lindros, John LeClair
2015 Feb.	Eric Desjardins
2015 Nov.	Rod Brind'Amour
2016 Feb.	Jim Watson
2021 Nov.	Paul Holmgren
2021 Nov.	Rick Tocchet
2024 Jan.	Mark Recchi

100-POINT CLUB

1972-73	Bobby Clarke	104
1972-73	Rick MacLeish	100
1974-75	Bobby Clarke	116
1975-76	Bobby Clarke	119
1975-76	Bill Barber	112
1992-93	Mark Recchi	123
1993-94	Mark Recchi	107
1995-96	Eric Lindros	115
2017-18	Claude Giroux	102

50-GOAL CLUB

1972-73	Rick MacLeish	50
1975-76	Reggie Leach	61
1975-76	Bill Barber	50
1979-80	Reggie Leach	50
1983-84	Tim Kerr	54
1984-85	Tim Kerr	54
1985-86	Tim Kerr	58
1986-87	Tim Kerr	58
1992-93	Mark Recchi	53
1995-96	John LeClair	51
1996-97	John LeClair	50
1997-98	John LeClair	51

BOBBY CLARKE TROPHY

Awarded annually to the Flyers Most Valuable Player by a selected panel of sportswriters and sportscasters.

1984-85	Pelle Lindbergh	2006-07	Simon Gagne
1985-86	Mark Howe	2007-08	Mike Richards
1986-87	Ron Hextall	2008-09	Mike Richards
1987-88	Ron Hextall	2009-10	Chris Pronger
1988-89	Ron Hextall	2010-11	Claude Giroux
1989-90	Rick Tocchet	2011-12	Claude Giroux
1990-91	Pelle Eklund	2012-13	Jakub Voracek
1991-92	Rod Brind'Amour	2013-14	Claude Giroux
1992-93	Mark Recchi	2014-15	Jakub Voracek
1993-94	Eric Lindros	2015-16	Claude Giroux
1994-95	Eric Lindros	2016-17	Wayne Simmonds
1995-96	Eric Lindros	2017-18	Claude Giroux
1996-97	John LeClair	2018-19	Sean Couturier
1997-98	John LeClair	2019-20	Sean Couturier
1998-99	Eric Lindros	2020-21	Sean Couturier
1999-00	Mark Recchi	2021-22	Cam Atkinson
2000-01	Roman Cechmanek	2022-23	Carter Hart
2001-02	Jeremy Roenick	2023-24	Travis Konecny
2002-03	Roman Cechmanek		
2003-04	Mark Recchi		
2005-06	Simon Gagne		

BARRY ASHBEE TROPHY

Awarded annually to the most outstanding Flyers defenseman as selected by a panel of sportswriters and sportscasters.

1974-75	Joe Watson	1999-00	Eric Desjardins
1975-76	Jimmy Watson	2000-01	Dan McGillis
1976-77	Andre Dupont	2001-02	Kim Johnson
1977-78	Jimmy Watson	2002-03	Eric Desjardins
1978-79	Bob Dailey	2003-04	Kim Johnson
1979-80	Norm Barnes	2005-06	Joni Pitkanen
1980-81	Bob Dailey	2006-07	Derian Hatcher
1981-82	Frank Bathe	2007-08	Kimmo Timonen
1982-83	Mark Howe	2008-09	Kimmo Timonen
1983-84	Miroslav Dvorak	2009-10	Chris Pronger
1984-85	Brad McCrimmon	2010-11	Andrej Meszaros
1985-86	Mark Howe	2011-12	Kimmo Timonen
1986-87	Mark Howe	2012-13	Kimmo Timonen
1987-88	Mark Howe	2013-14	Kimmo Timonen
1988-89	Kjell Samuelsson	2014-15	Mark Streit
1989-90	Gord Murphy	2015-16	Shayne Gostisbehere
1990-91	Kjell Samuelsson	2016-17	Ivan Provorov
1991-92	Steve Duchesne	2017-18	Shayne Gostisbehere
1992-93	Garry Galley	2018-19	Radko Gudas
1993-94	Garry Galley	2019-20	Ivan Provorov
1994-95	Eric Desjardins	2020-21	Ivan Provorov
1995-96	Eric Desjardins	2021-22	Travis Sanheim
1996-97	Eric Desjardins	2022-23	Ivan Provorov
1997-98	Eric Desjardins	2023-24	Travis Sanheim
1998-99	Eric Desjardins		

YANICK DUPRE CLASS GUY MEMORIAL AWARD

The award honors the memory of Yanick Dupre, who died on August 16, 1997 at the age of 24 after a 16-month battle with leukemia. Dupre played parts of three seasons with the Flyers (1991-92, 1994-95 and 1995-96), recording two goals and 16 penalty minutes in 35 games. He was originally drafted by the Flyers in the third round (50th overall) of the 1991 NHL Entry Draft. This award is presented annually to the Flyer who best illustrates character, dignity and respect for the sport both on and off the ice.

1976-77 Gary Dornhoefer	2001-02 Jeremy Roenick
1977-78 Joe Watson	2002-03 Robert Esche
1978-79 Bernie Parent	2003-04 Sami Kapanen
1979-80 Andre Dupont	2005-06 Peter Forsberg
1980-81 Bill Barber	2006-07 Mike Knuble
1981-82 Bobby Clarke	2007-08 Martin Biron
1982-83 Mark Howe	2008-09 Danny Briere
1983-84 Dave Poulin	2009-10 Ian Laperriere
1984-85 Brad Marsh	2010-11 Brian Boucher
1985-86 Murray Craven	2011-12 Jaromir Jagr
1986-87 Glenn "Chico" Resch	2012-13 Scott Hartnell
1987-88 Rick Tocchet	2013-14 Jake Voracek
1988-89 Ron Sutter	2014-15 Mark Streit
1989-90 Craig Berube	2015-16 Wayne Simmonds
1990-91 Gord Murphy	2016-17 Steve Mason
1991-92 Kevin Dineen	2017-18 Sean Couturier
1992-93 Mark Recchi	2018-19 Andrew MacDonald
1993-94 Garry Galley	2019-20 Scott Laughton
1994-95 Mikael Renberg	2020-21 James van Riemsdyk
1995-96 Ron Hextall	2021-22 Cam Atkinson
1996-97 Shjon Podein	2022-23 Justin Braun
1997-98 Trent Klatt	2023-24 Nick Seeler
1998-99 Eric Desjardins	
1999-00 Keith Jones	
2000-01 Keith Primeau	

PELLE LINDBERGH MEMORIAL TROPHY

Awarded annually to the Flyer who has most improved from the previous season, as voted by his teammates.

1993-94 Mikael Renberg	2008-09 Darroll Pove
1994-95 John LeClair	2009-10 Matt Carle
1995-96 Shjon Podein	2010-11 Andreas Nodl
1996-97 Trent Klatt	2011-12 Scott Hartnell
1997-98 Colin Forbes	2012-13 Jakub Voracek
1998-99 Daymond Langkow	2013-14 Michael Raffl
1999-00 Luke Richardson	2014-15 Chris VandeVelde
2000-01 Simon Gagne and Dan McGillis	2015-16 Brayden Schenn
2001-02 Justin Williams	2016-17 Radko Gudas
2002-03 Donald Brashear	2017-18 Sean Couturier
2003-04 Robert Esche	2018-19 Travis Sanheim
2005-06 Joni Pitkanen	2019-20 Scott Laughton
2006-07 Ben Eager	2020-21 Joel Farabee
2007-08 Braydon Coburn and Riley Cote	2021-22 Travis Sanheim
	2022-23 Owen Tippett
	2023-24 Cam York

BARRY ASHBEE AWARD

Was presented by the Philadelphia Flyers to the Hershey Bears player who best exemplifies the qualities of the late Flyers defenseman, Barry Ashbee: perseverance, sportsmanship and dedication to hockey. From 1996-97 to 2008-09, this award was presented by the Flyers to the Philadelphia Phantoms best defenseman.

1988 Al Hill	Lamoureux	2001 Brad Tiley	2007 John Slaney
1989 Don Nachbaur	1995 Mike McHugh	2002 John Slaney	2008 Denis Gauthier
1990 Mike Stothers	1996 Clayton Norris	2003 Brad Tiley	2009 Danny Syvret
1991 Tim Tookey	1997 John Stevens	2004 John Slaney	
1992 Dave Fenyves	1998 Jamie Heward	2005 Dennis Seidenberg	
1993 Chris Jensen	1999 Mark Eaton	2006 John Slaney	
1994 Mitch	2000 Jeff Tory		

TOYOTA CUP

Awarded annually to the Flyer who accumulated the most points associated with being selected as a "Star of the Game". Five points were awarded for being selected First Star, three points were awarded for a Second Star performance and one point was awarded for a Third Star selection. The Tri-State Toyota Dealers make a donation in the name of the winner to the player's favorite charity.

2000-01 Roman Cechmanek	2012-13 Claude Giroux
2001-02 Simon Gagne	2013-14 Claude Giroux
2002-03 Keith Primeau	2014-15 Claude Giroux
2003-04 Mark Recchi	2015-16 Claude Giroux
2005-06 Simon Gagne	2016-17 Wayne Simmonds
2006-07 Simon Gagne	2017-18 Claude Giroux
2007-08 Martin Biron	2018-19 Carter Hart
2008-09 Jeff Carter	2019-20 Travis Konecny
2009-10 Mike Richards	2020-21 Claude Giroux
2010-11 Danny Briere	2021-22 Carter Hart
2011-12 Claude Giroux	2022-23 Carter Hart
	2023-24 Travis Konecny

GENE HART MEMORIAL AWARD

Awarded annually to the Flyer who plays with the most "heart" has as voted by Philadelphia Flyers Fan Club Board of Directors at their monthly meetings. The award honors the memory of longtime Flyers broadcaster Gene Hart. For 28 years, Flyers broadcaster Gene Hart called the organization's most thrilling moments, and in the process, helped spawn generations of devoted fans. Hart's contributions to the sport were recognized with his induction into the Flyers Hall of Fame in 1992 and the Hockey Hall of Fame in 1997.

2006-07 Sami Kapanen
2007-08 Mike Richards
2008-09 Scott Hartnell
2009-10 Ian Laperriere
2010-11 Claude Giroux
2011-12 Wayne Simmonds
2012-13 Zac Rinaldo
2013-14 Steve Mason
2014-15 Jakub Voracek
2015-16 Shayne Gostisbehere
2016-17 Pierre-Edouard Bellemare
2017-18 Sean Couturier
2018-19 Sean Couturier
2019-20 Kevin Hayes
2020-21 Sean Couturier
2021-22 Zack MacEwen
2022-23 Carter Hart
2023-24 Samuel Ersson



HISTORIC MOMENTS

- **FEBRUARY 8, 1966:** The National Hockey League Board of Governors votes to admit six cities to the league to begin play in 1967-68 - Oakland, Los Angeles, Minnesota, Philadelphia, Pittsburgh and St. Louis. The original ownership group is comprised of Bill Putnam, Jerry Wolman, Ed Snider, and Jerry Schiff.
- **MAY 31, 1966:** The franchise hires future Hockey Hall of Fame builder Norman "Bud" Poile as the inaugural general manager.
- **JUNE 1, 1966:** A formal groundbreaking ceremony is held for the Flyers' new arena at Broad & Pattison Streets in South Philadelphia.
- **JUNE 6, 1966:** The yet-to-be named team hires future Hockey Hall of Fame builder Keith Allen as its inaugural head coach. Poile also hires well-traveled NHL and minor league goaltender Marcel Pelletier as director of player personnel and special representative.
- **JULY 12, 1966:** Philadelphia Hockey, Inc., announces a name-the-team contest.
- **AUGUST 3, 1966:** At an outdoor press conference held at the construction site for what became the Spectrum, nine-year-old Alec Stockard of Narberth, Pa., is declared the winner of the name-the-team contest. The new franchise adopts the nickname "Flyers". Stockard receives a color TV as the winner of the contest.
- **MAY 3, 1967:** The rapidly-rising home of the Flyers is named The Spectrum.
- **MAY 8, 1967:** The Flyers purchase the American Hockey League's Quebec Aces franchise to become their AHL farm club. As part of the purchase, the Flyers acquire the contractual rights to the Aces' players, including Andre Lacroix, Simon Nole, Jean-Guy Gendron and Bill Sutherland. The Flyers also acquire ownership of the Quebec Jr. Aces.
- **JUNE 5, 1967:** The NHL formally admit to the league the Philadelphia Flyers, California Seals, Los Angeles Kings, Minnesota North Stars, Pittsburgh Penguins, and St. Louis Blues.
- **JUNE 6, 1967:** The Flyers select 20 players in the National Hockey League Expansion Draft. 22-year-old goaltender Bernard Parent of the Boston Bruins is selected with the team's first pick.
- **AUGUST 26, 1967:** Ed Snider becomes the majority owner of the Flyers and assumes the title of Chairman. Joe Scott purchases a minority stake in the club, while Jerry Wolman and Jerry Schiff depart the ownership group.
- **OCTOBER 11, 1967:** The Flyers meet the California Seals at Oakland in their first game ever, dropping a 5-1 decision. Earlier in the day, Lou Angotti is named the team's first captain. Bill Sutherland scored the lone Philadelphia goal.
- **OCTOBER 18, 1967:** The Flyers win their first game ever, 2-1, at St. Louis.
- **OCTOBER 19, 1967:** Flyers play their first game ever at the Spectrum, defeating the Pittsburgh Penguins, 1-0, on a goal by Bill Sutherland. Goaltender Doug Favell recorded the shutout.
- **NOVEMBER 4, 1967:** Leon Rochefort records the Flyers' first ever hat trick, leading Philadelphia to a 4-1 win at Montreal.
- **NOVEMBER 19, 1967:** Multiple fights break out after the final buzzer of a 3-2 win at the Spectrum against the St. Louis Blues. Flyers players Larry Zeidel and Pat Hannigan receive the first fighting majors in team history.
- **JANUARY 16, 1968:** Leon Rochefort becomes the first Flyer to participate in a mid-season NHL All-Star Game.
- **MARCH 1, 1968:** Roof of the Spectrum blows off, forcing the Flyers to play the final month of the season "on the road."
- **MARCH 30, 1968:** The Flyers win West Division Championship with a record of 31-32-11 in their first year of existence.
- **APRIL 4, 1968:** Flyers play their first ever playoff game, dropping a 1-0 decision to the St. Louis Blues at the Spectrum.
- **APRIL 13, 1968:** In Game 5 of the 1968 Stanley Cup quarterfinal, Rosaire Paiement notches the first playoff hat trick in Flyers history. The Flyers win the game, 6-1.
- **NOVEMBER 7, 1968:** Red Berenson scores six goals as the visiting St. Louis Blues defeat the Flyers, 8-0, at the Spectrum.
- **JANUARY 30, 1969:** The Flyers suffer worst defeat ever, a 12-0 loss to the Chicago Blackhawks at the Spectrum.
- **MAY 19, 1969:** Quebec Aces (AHL) coach Vic Stasiuk is promoted to Flyers coach. Inaugural Flyers coach Keith Allen is named assistant general manager.
- **JUNE 12, 1969:** The Flyers draft Bobby Clarke from the Flin Flon Bombers in the 2nd round (17th overall) of the 1969 NHL Amateur Draft. In subsequent rounds, the Flyers select Dave Schultz (5th round, 52nd overall) and Don Saleski (6th round, 64th overall).
- **OCTOBER 11, 1969:** Bobby Clarke plays in his first NHL game.
- **DECEMBER 22, 1969:** Keith Allen is named general manager, replacing inaugural general manager Bud Poile (who was relieved of his duties on Dec. 19, 1969).
- **APRIL 4, 1970:** Needing a win or a tie in any of their final six games of the season to make the playoffs, the Flyers lost their 6th consecutive game, 1-0, on a goal by Minnesota's Barry Gibbs on a dump-in play from his own blue line at 7:48 of the third period. Flyers goaltender Bernie Parent lost sight of the puck in the afternoon sun shining through one of the Spectrum's exits.
- **JUNE, 1970:** Bill Putnam sells his 25-percent stake in the team to F. Eugene Dixon.
- **JANUARY 31, 1971:** Flyers trade goaltender Bernie Parent to Toronto along with their 2nd choice in the 1971 NHL Draft for Bruce Gamble, Mike Walton and Toronto's 1st choice (Pierre Plante) in 1971 draft. In addition, the Flyers trade Mike Walton to the Boston Bruins in exchange for Rick MacLeish and Danny Schock.
- **MAY 27, 1971:** Vic Stasiuk fired as head coach.
- **JUNE 2, 1971:** Fred Shero is named the third head coach in team history.
- **JUNE 10, 1971:** The Flyers sell their interest in the Quebec Aces (the junior team portion was sold off in 1969). The franchise is relocated to Richmond, Virginia. The Richmond Robins become the Flyers' AHL affiliate for five seasons (1971-72 to 1975-76).
- **SEPTEMBER 1, 1971:** A federal court approves a plan from Ed Snider and Earl Foreman to purchase the Spectrum out of bankruptcy.
- **OCTOBER 28, 1971:** Flyers record their 100th regular season win, 3-2, over the Vancouver Canucks at the Spectrum.
- **FEBRUARY 8, 1972:** Goaltender Bruce Gamble suffers what later was diagnosed as a heart attack in the first period of the Flyers game at Vancouver. He continued to play and recorded a 3-1 win.
- **APRIL 1, 1972:** Flyers honor retiring goaltender Bruce Gamble at the Spectrum.
- **APRIL 2, 1972:** At Buffalo, the Sabres' Gerry Meehan scores the game-winning goal with four seconds to play in the final game of the regular season to eliminate the Flyers from the playoffs. The Flyers needed a win or a tie to earn a playoff berth.
- **JUNE 7, 1972:** Bobby Clarke receives the Bill Masterton Memorial Trophy for perseverance, dedication and sportsmanship, becoming the first Flyer to receive an individual NHL award.
- **JUNE 8, 1972:** The Flyers select future Hockey Hall of Fame forward Bill Barber with the seventh overall pick of the first round of the 1972 NHL Amateur Draft. In subsequent rounds, the Flyers pick Tom Bladon (2nd round, 23rd overall), future Flyers Hall of Fame defenseman Jimmy Watson (3rd round, 39th overall) and Al MacAdam (4th round, 55th overall).

- **JANUARY 17, 1973:** Bobby Clarke is named the team's third captain, becoming the youngest captain in NHL history (at age 23).
- **MARCH 29, 1973:** Bobby Clarke becomes the first Flyer, and 9th player in NHL history, to record 100 points in a season with a third-period goal in the Flyers' 4-2 win over the Atlanta Flames at the Spectrum.
- **APRIL 1, 1973:** Rick MacLeish becomes the first Flyer, and 8th player in NHL history, to record 50 goals in one season in a 5-4 loss at Pittsburgh. The goal also was MacLeish's 100th point of the season.
- **APRIL 10, 1973:** Gary Dornhoefer scores the game-winning goal at 8:35 of the first overtime period to give the Flyers a 3-2 win over the visiting Minnesota North Stars, and a 3-2 edge in their best of seven Quarterfinal series. Flyers go on to win series in six games – their first ever playoff series victory.
- **MAY 15, 1973:** Flyers acquire Bernie Parent's NHL rights and Toronto Maple Leafs' 2nd round draft choice (Larry Goodenough) in 1973 in exchange for Doug Favell and Flyers' first round draft choice (Bob Neely) in 1973.
- **JUNE, 1973:** Bobby Clarke receives the Hart Trophy as the NHL's Most Valuable Player, and the Lester B. Pearson Award (renamed the Ted Lindsay Award in 2010).
- **OCTOBER 11, 1973:** Flyers win 1973-74 season opener, 2-0, over Doug Favell and the Toronto Maple Leafs.
- **MARCH 7, 1974:** Bill Clement attempts Flyers' first-ever penalty shot, which was stopped by Detroit's Jim Rutherford.
- **MARCH 12, 1974:** Flyers record their 200th all-time regular season win, 2-1, at Long Island vs. the Islanders.
- **MAY 9, 1974:** Bobby Clarke scores the game-winning goal in Game 2 of the 1974 Stanley Cup Finals at Bruins at 12:01 of the first overtime period. The 3-2 victory evened the Final series at 1-1, and was the Flyers' first victory in Boston since November 12, 1967 (0-16-2).
- **MAY 19, 1974:** Flyers become first expansion team to win the Stanley Cup, defeating the Boston Bruins, 1-0, in Game 6 of the Finals on a goal by Rick MacLeish at the Spectrum. Kate Smith performs "God Bless America" in person at the Spectrum. Goaltender Bernie Parent wins the Conn Smythe Trophy as playoff MVP.
- **MAY 24, 1974:** Flyers obtain Reggie Leach from the California Seals in exchange for Larry Wright, Al MacAdam and the Flyers' first round pick in 1974.
- **JUNE, 1974:** Bernie Parent receives Vezina Trophy as NHL's top goaltender (shared with Tony Esposito), and Fred Shero receives Jack Adams Trophy as NHL Coach of the Year.
- **JUNE 4, 1974:** Flyers defenseman Barry Ashbee, who was forced to leave Game Four after being struck in the eye by a puck in the Flyers' seven-game semi-final series win over the New York Rangers in April of 1974, at the Spectrum, retires.
- **JUNE 13, 1974:** Bernie Parent receives the Vezina Trophy as NHL's top goaltender (shared with Tony Esposito), and Fred Shero receives Jack Adams Trophy as NHL Coach of the Year.
- **SEPTEMBER 29, 1974:** The defending Stanley Cup champion defeat the World Hockey Association's New England Whalers, 4-2, in the second game of an exhibition series pitting NHL clubs against WHA teams. Dave Schultz scores twice for the Flyers, while Robert Sirois and Bill Barber tally once apiece. Former Flyers forward Don Blackburn has a goal and an assist for the Whalers.
- **NOVEMBER 9, 1974:** Orest Kindrachuk becomes the first Flyers player to score on a penalty shot. The successful attempt comes at the expense of Washington Capitals netminder Michel Belhumeur, a former Flyer.
- **APRIL 3, 1975:** Flyers honor defenseman Barry Ashbee and retire his Jersey No. 4.
- **MAY 13, 1975:** Flyers defeat the New York Islanders, 4-1, in Game 7 of the Semifinals to advance to the Stanley Cup Finals for the second straight season. Kate Smith performs "God Bless America" in person at the Spectrum.
- **MAY 27, 1975:** Flyers defeat the Buffalo Sabres, 2-0, in Game 6 of the Stanley Cup Finals at Buffalo to win their second consecutive Stanley Cup Championship. Goaltender Bernie Parent again wins the Conn Smythe Trophy as the playoff MVP, becoming the first player in NHL history to win the award in consecutive seasons.
- **JUNE 3, 1975:** Flyers select Mel Bridgman with the first overall pick of the 1975 Amateur Draft. Later, the Flyers select Latvian star defenseman and right winger Viktors Hatulevs (also known as Viktor Khatulev) with the 160th overall pick. A standout talent for Dinamo Riga, Hatulevs is the first player from the Soviet Union to be drafted by a National Hockey League team.
- **JUNE 18, 1975:** Bobby Clarke receives his second Hart Trophy as NHL MVP, and Bernie Parent is awarded Vezina Trophy for allowing the fewest number of goals.
- **JANUARY 11, 1976:** Flyers become the first NHL team to defeat the visiting Red Army (CSKA) team from the USSR, 4-1, at the Spectrum. Joe Watson scores a shorthanded goal in the contest.
- **FEBRUARY 9, 1976:** Ed Snider creates a new corporation called Spectacor to oversee the operation of the Spectrum, the Flyers, and other businesses.
- **FEBRUARY 29, 1976:** Flyers record their 300th all-time regular season victory, defeating the California Seals, 6-1, at the Spectrum.
- **MARCH 18, 1976:** The Flyers defeat the Vancouver Canucks at the Spectrum, 3-2, to tie the NHL's all-time unbeaten streak record at 23 games (17-0-6). Two nights later, the Flyers lose to the Buffalo Sabres. The record streak, which started on January 29, 1976, would subsequently be broken by a 28-game streak set by the 1977-78 Montreal Canadiens. The 1979-80 Flyers shattered both marks with a 35-game streak.
- **APRIL 1, 1976:** Reggie Leach records his 60th goal of the season, becoming only the 2nd player in NHL history to reach that plateau (Phil Esposito was the other), in the Flyers' 11-2 victory over the Washington Capitals at the Spectrum.
- **APRIL 3, 1976:** Bobby Clarke establishes a team record for points in a season, 119, with an assist on Bill Barber's 50th goal. Barber's goal gave the "LCB" line an NHL record total of 141 goals.
- **MAY 6, 1976:** Reggie Leach scores 5 goals in the Flyers' 6-3 win over the Boston Bruins in Game 5 of the 1975-76 Semifinals at the Spectrum.
- **MAY 16, 1976:** Visiting Montreal Canadiens defeat the Flyers in Game 4 of the Stanley Cup Finals, 5-3, to win the Stanley Cup at the Spectrum. Reggie Leach wins Conn Smythe Trophy as playoff MVP. He scores 19 playoff goals in 16 games giving him 80 goals (61 in regular season) on the season – becoming the first player in NHL history ever to reach that plateau.
- **MAY, 1976:** Reggie Leach scores 19 playoff goals in 16 games giving him 80 goals (61 in regular season) on the season – becoming the first player in NHL history ever to reach that plateau.
- **JUNE 7, 1976:** Bobby Clarke receives Hart Trophy as NHL MVP for the third time in four seasons, becoming only the fifth three-time winner in NHL history.
- **JULY 15, 1976:** Spectacor announces the creation of PRISM, a pay-television channel formed to carry Flyers and other Philadelphia sporting events as well as movies. It is the first of nearly two dozen businesses that will be formed under the Spectacor umbrella over the next two decades.
- **JULY 18, 1976:** The Flyers announce that the Springfield Indians would serve as the club's AHL farm team for the 1976-77 season after Richmond Robins owner E. Claiborne Robins folded the team on June 21, 1976.
- **FEBRUARY 1, 1977:** Flyers' wives sponsor first Fight For Lives Carnival.



HISTORIC MOMENTS

- **FEBRUARY 14, 1977:** Al Hill sets NHL record for points by a player in his first NHL game (5) with two goals and three assists in the Flyers' 6-4 victory over the St. Louis Blues at the Spectrum.
- **MAY 12, 1977:** Former Flyers defenseman Barry Ashbee passes away after bout with leukemia.
- **JUNE 1977:** Flyers formally announce the transfer of their AHL affiliation from Springfield, MA, to the newly created Maine Mariners in Portland, ME. The team is set to play its home games at the newly built Cumberland County Civic Center.
- **DECEMBER 11, 1977:** Flyers defenseman Tom Bladon sets NHL record for points by a defenseman (8) in one game with four goals and four assists in the Flyers' 11-1 victory over the Cleveland Barons at the Spectrum.
- **DECEMBER 26, 1977:** In a Boxing Day exhibition game at the Spectrum, the Flyers defeated visiting Czechoslovakian league power HC Pardubice by a 6-1 score. Orest Kindrachuk and Mel Bridgman scored twice apiece while Reggie Leach and Bob Kelly chipped one goal apiece.
- **MARCH 23, 1978:** Flyers record 400th all-time regular season victory, defeating the Toronto Maple Leafs, 4-1, at the Spectrum.
- **APRIL 9, 1978:** Flyers honor retiring forward Gary Dornhoefer at the Spectrum.
- **MAY 22, 1978:** Fred Shero resigns as head coach to take the head coach and general manager job for the New York Rangers. As compensation, the Flyers receive the seventh overall pick of the 1978 Amateur Draft (Ken Linseman).
- **JULY 6, 1978:** Bob McCammon named the fourth head coach in team history.
- **JANUARY 2, 1979:** The Flyers skate to a 4-4 tie against the Soviet Wings in an exhibition game at the Spectrum. A pair of late third-period goals by Bobby Clarke erase a 4-2 deficit and forge the tie. Rick MacLeish and Reggie Leach also score for Philadelphia.
- **JANUARY 31, 1979:** Bob McCammon is fired as head coach and replaced by Pat Quinn. It is the team's first mid-season coaching change in its 12-year history.
- **AUGUST 9, 1979:** In the 1979 NHL Entry Draft, the Flyers select future five-time All-Star and Flyers Hall of Fame left winger Brian Propp with the 14th overall pick. In total, the Flyers pick seven players, most notably future Vezina Trophy winning goaltender Pelle Lindbergh (2nd round, 35th overall), would go on to play at least one game for Philadelphia.
- **OCTOBER 11, 1979:** Flyers honor retiring goaltender Bernie Parent, who was forced to retire after being inadvertently struck in the eye with a stick on February 17, 1979 vs. the NY Rangers at the Spectrum. In 486 career games with the Flyers, Parent was 232-141-103 with a 2.42 GAA and 50 shutouts. Jersey No. 1 retired.
- **OCTOBER 14, 1979:** Flyers defeat Toronto Maple Leafs, 4-3, at the Spectrum in the first game of a historic 35-game undefeated streak.
- **DECEMBER 22, 1979:** Flyers defeat Bruins, 5-2, at Boston to set a new NHL record of 29 consecutive games without a loss.
- **JANUARY 6, 1980:** Flyers defeat Sabres, 4-2, at Buffalo for 35th consecutive game without a loss – the longest such streak in professional sports history (The streak ends on January 7 as the Flyers lost at Minnesota, 7-1).
- **MARCH 3, 1980:** Flyers honor retired defenseman Joe Watson at the Spectrum.
- **MARCH 10, 1980:** Bobby Clarke and Ed Snider receive Lester Patrick Award for outstanding service to hockey in the United States.
- **APRIL 3, 1980:** Reggie Leach's three goals in a 4-2 victory over Washington give him 50 for the season, making him the first Flyer to reach that plateau in two different years.
- **MAY 24, 1980:** New York Islanders defeat Flyers, 5-4 in overtime, to capture Stanley Cup championship at Long Island.
- **JUNE, 1980:** Pat Quinn receives Jack Adams Award as NHL Coach of the Year.
- **SEPTEMBER 3, 1980:** Bob Butera is named president of the Flyers.
- **NOVEMBER 2, 1980:** Flyers record 500th all-time regular season victory, defeating the Boston Bruins, 4-2, at the Spectrum. At the time, no other expansion team had won as many as 400 games.
- **FEBRUARY 15, 1981:** Swedish defenseman Thomas Eriksson becomes the first European born and trained player to appear in a regular season game for the Flyers.
- **MARCH 19, 1981:** Bobby Clarke records his 1,000th NHL point, becoming the 15th player in NHL history to reach that plateau, with a third-period goal in the Flyers' 5-3 win over the Bruins at the Spectrum.
- **JANUARY 14, 1982:** Flyers play host to 10,000,000th all-time fan in defeating the Edmonton Oilers, 8-2, at the Spectrum.
- **MARCH 19, 1982:** Pat Quinn is dismissed as head coach and is replaced by Bob McCammon.
- **AUGUST 19, 1982:** Flyers obtain Mark Howe and a third round pick in 1983 (Derrick Smith) from Hartford in exchange for Ken Linseman, Greg Adams and the Flyers' first and third round picks in 1982.
- **OCTOBER 23, 1982:** Bobby Clarke plays in his 1,000th NHL game, a 4-2 loss to the Penguins at Pittsburgh.
- **JANUARY 6, 1983:** The Flyers lose, 5-1, to the Soviet Union national team in an exhibition game at the Spectrum. All-Star Flyers goaltender Pelle Lindbergh suffers a fractured wrist but finishes the game. Mark Howe tallies the lone Flyers goal.
- **JANUARY 20, 1983:** Flyers record their 600th all-time regular season victory, 5-2, over the Calgary Flames at the Spectrum.
- **APRIL 14, 1983:** Bob Butera resigns as Flyers president and is replaced by Jay Snider, who at age 26 becomes the youngest person to hold such a position in the history of professional sports.
- **MAY 27, 1983:** Bob McCammon is named the third general manager of the Flyers, while retaining head coaching duties. Keith Allen is named Executive Vice President.
- **JUNE 7, 1983:** Bobby Clarke receives Frank J. Selke Trophy as NHL's top defensive forward.
- **JULY 15, 1983:** The Flyers announce the transfer of their AHL farm affiliation to the Springfield Indians for the 1983-84 season. It is a shared affiliation with the St. Louis Blues.
- **OCTOBER 9, 1983:** Bill Barber records his 400th NHL goal, becoming the 19th player in NHL history to reach that plateau, in the Flyers' 7-1 victory over the Pittsburgh Penguins at the Spectrum.
- **MARCH 22, 1984:** Flyers set club record with 13 goals in one game in 13-4 victory over the Pittsburgh Penguins at the Spectrum.
- **APRIL 7, 1984:** Bobby Clarke plays in his last NHL game (play-off contest) vs. the Washington Capitals.
- **APRIL 25, 1984:** Bob McCammon resigns as head coach and general manager.
- **MAY 15, 1984:** Bobby Clarke announces his retirement from hockey and is named vice president and general manager, becoming the fourth GM in team history.
- **MAY 24, 1984:** Mike Keenan is named the sixth head coach in team history. The same day, the Flyers transfer their AHL affiliation from Springfield to the venerable Hershey Bears, starting in the 1984-85 season.
- **SEPTEMBER 25, 1984:** Bernie Parent inducted into Hockey Hall of Fame, becoming the second Flyers Alum to be so honored. In 1981, defenseman Allen Stanley, who finished his career with the Flyers in 1968-69, was the first.
- **OCTOBER 18, 1984:** Flyers tie club record with 13 goals in

- one game in 13-2 victory over the Vancouver Canucks at the Spectrum.
- **NOVEMBER 15, 1984:** Flyers honor retiring center Bobby Clarke at the Spectrum. Clarke finished his 15-year NHL career as the Flyers' all-time leading scorer with 358 goals and 852 assists for 1210 points in 1144 games. Jersey No. 16 retired.
 - **FEBRUARY 24, 1985:** Flyers record 700th all-time regular season win, a 4-1 victory over the Calgary Flames at the Spectrum.
 - **MARCH 5, 1985:** Dave Poulin's overtime goal gives the Flyers a 5-4 win over the NY Islanders and starts an 11-game winning streak as part of the Flyers' 16-1-0 stretch run.
 - **MARCH 16, 1985:** Ron Sutter records the 5,000th all-time goal in Flyers history in the first period of the Flyers' 6-1 victory over the Maple Leafs at Toronto.
 - **APRIL 4, 1985:** Goaltender Pelle Lindbergh is named the first recipient of the Bobby Clarke Trophy as the Flyers' MVP.
 - **APRIL 13, 1985:** Tim Kerr sets NHL playoff marks of most goals in one period (4) and fastest four goals by one player (8:16) in second period of Flyers' 6-5 Division Semifinal victory over the Rangers in New York.
 - **MAY 16, 1985:** Dave Poulin scores while Flyers are two men short to boost Philadelphia to a 3-0 victory over Quebec, clinching Wales Conference Championship series in six games. It is the Flyers' fifth conference title in the eleven years the NHL has been structured by conferences.
 - **MAY 30, 1985:** Edmonton Oilers defeat Flyers, 8-3, in Game 5 of the Final series to capture their second consecutive Stanley Cup Championship.
 - **JUNE 12, 1985:** Pelle Lindbergh wins Vezina Trophy as top goaltender in NHL and Mike Keenan garners Jack Adams Award as NHL Coach of the Year. Lindbergh is also a finalist for the Hart Trophy (won by Wayne Gretzky).
 - **AUGUST 22, 1985:** Bill Barber announces his retirement after 12 NHL seasons, all as a Flyer.
 - **NOVEMBER 14, 1985:** Flyers honor the memory of Pelle Lindbergh who was fatally injured in an automobile accident on November 10, 1985.
 - **NOVEMBER 17, 1985:** Flyers win club record 13th consecutive game, 5-4, over the Islanders at the Spectrum on an overtime goal by Murray Craven. The 13 consecutive wins match the fourth-longest streak in NHL history.
 - **MARCH 6, 1986:** Flyers honor retiring left wing Bill Barber at the Spectrum. Barber retires as the Flyers' all-time leading goal scorer, and second-leading point scorer with 420 goals and 463 assists for 883 points in 903 games.
 - **APRIL 6, 1986:** Tim Kerr sets a new NHL record with his 34th power play goal of the season, as the Flyers beat the Capitals, 5-3. Flyers defeat Washington to win division title for third time in four seasons and ninth time in the club's 19-year history. The win also enables the Flyers to tie the club record of 53 wins in a season, set in 1984-85.
 - **MAY 21, 1986:** Bob Froese and Darren Jensen share Jennings Trophy as the goaltenders for the team with the lowest goals-against average during the regular season, and Mark Howe receives the Emery Edge Award as the player with the top plus/minus rating in the NHL.
 - **OCTOBER 9, 1986:** Rookie goaltender Ron Hextall makes his NHL debut vs. the Edmonton Oilers, winning 2-1.
 - **JANUARY 15, 1987:** The Flyers defeat the Montreal Canadiens, 6-3, at the Spectrum to record the 800th victory in franchise history.
 - **JANUARY 21, 1987:** Mark Howe records his 1000th point as a professional hockey player.
 - **MARCH 16, 1987:** The Flyers clinch their third consecutive Patrick Division Championship. It is the Flyers' eighth division title in the 13 years since the four division alignment was established.
 - **MARCH 17, 1987:** Tim Kerr records a Flyers-record fourth consecutive 50-goal season.
 - **MAY 14, 1987:** The Flyers defeat the Montreal Canadiens, 4-3, at the Forum to capture their second Prince of Wales Conference Championship in three years.
 - **MAY 28, 1987:** J.J. Daigneault scores at 14:28 of the third period to give the Flyers a 3-2 victory over the Edmonton Oilers in Game 6 of the Stanley Cup Finals. All three of the Flyers victories in the round have come after the Oilers have taken a 2-0 lead in each game. Brian Propp's crucial third-period power play goal gives him 28 points for the playoff year, a new Flyers record.
 - **MAY 31, 1987:** The Edmonton Oilers defeat the Flyers, 3-1, in Game 7 of the Finals to win the Stanley Cup. It is the first Final-series seventh game since 1971. Ron Hextall is awarded the Conn Smythe Trophy as playoff MVP. Hextall also establishes a new NHL record for minutes played in a playoff year with 1540. Pelle Eklund's first period assist gave him 20 on the playoff year, a new Flyers record.
 - **JUNE 10, 1987:** Ron Hextall wins the Vezina Trophy as the league's best goaltender and is named an NHL First Team All-Star and to the NHL All-Rookie Team. Dave Poulin is awarded the Frank J. Selke Trophy as the league's best defensive forward, and Mark Howe is named an NHL First-Team All-Star.
 - **JUNE 15, 1987:** Bobby Clarke is inducted into the Hockey Hall of Fame.
 - **DECEMBER 8, 1987:** Ron Hextall becomes the first NHL goalie to score a goal by shooting the puck into the opposing net as the Flyers defeat Boston, 5-2, at the Spectrum.
 - **FEBRUARY 8, 1988:** Keith Allen is awarded the Lester Patrick Trophy.
 - **MARCH 22, 1988:** Bob Clarke and Bernie Parent are made charter inductees of the Flyers' Hall of Fame.
 - **APRIL 10, 1988:** Murray Craven's OT goal caps a dramatic 5-4 Flyers victory over the Capitals in Game 4 of the Patrick Division Semifinals. The Flyers overcame a 4-1 deficit with under ten minutes to play in the third period.
 - **MAY 11, 1988:** Mike Keenan is dismissed as head coach.
 - **JUNE 1, 1988:** Paul Holmgren is named the team's seventh head coach, becoming the first former Flyers player to hold the job.
 - **SEPTEMBER 7, 1988:** Ed Snider is inducted into the Hockey Hall of Fame.
 - **NOVEMBER 24, 1989:** The Flyers defeat the Edmonton Oilers, 5-1, at the Spectrum to record the 900th win in franchise history.
 - **MARCH 16, 1989:** Bill Barber, Keith Allen and Ed Snider are inducted into the Flyers' Hall of Fame.
 - **APRIL 2, 1989:** Rick Tocchet records his 45th goal of the season, becoming one of only eight Flyers to join the 40-goal club.
 - **APRIL 11, 1989:** Ron Hextall scores his second career goal and becomes the first goalie to record a playoff goal, as the Flyers defeat Washington, 8-5, at the Capital Centre.
 - **APRIL 29, 1989:** Ken Wregget, starting in place of the injured Ron Hextall, leads the Flyers to a 4-1 victory over the Pittsburgh Penguins in Game 7 of the Patrick Division Finals. It is the Flyers' tenth trip to the Semifinals in 17 years.
 - **JUNE 16, 1989:** Tim Kerr is awarded the Bill Masterton Memorial Trophy.
 - **JANUARY 9, 1990:** Flyers lose, 5-4, to CSKA (Red Army) in an exhibition game at the Spectrum. Brian Propp, Jeff Chychrun, Craig Berube and Pelle Eklund score in a losing cause.
 - **MARCH 22, 1990:** Fred Shero and Rick MacLeish are inducted into the Flyers' Hall of Fame.
 - **APRIL 16, 1990:** Bob Clarke is dismissed from his role as general manager of the Flyers, marking the end of 21 consecutive years with the franchise.
 - **JUNE 6, 1990:** Russ Farwell is named the fifth general manager in team history.



HISTORIC MOMENTS

- **JUNE 16, 1990:** The Flyers make Mike Ricci their first selection (4th overall) in the NHL Entry Draft. It is the Flyers' highest selection since Ron Sutter was taken with the same pick in 1982.
- **SEPTEMBER 24, 1990:** Bill Barber is inducted into the Hockey Hall of Fame. Additionally, inaugural Flyers general manager Bud Poile is part of the 1990 induction class in the Builder category.
- **OCTOBER 11, 1990:** Bill Barber's jersey number 7 is retired by the Flyers.
- **JANUARY 10, 1991:** Flyers lose, 4-1, to Russian club team Dynamo Moscow in an exhibition game at the Spectrum. Rick Tocchet notches the lone Philadelphia goal.
- **MARCH 21, 1991:** Gary Dornhoefer and, posthumously, Barry Ashbee are inducted into the Flyers' Hall of Fame.
- **OCTOBER 4, 1991:** The Flyers open their 25th anniversary season against the Capitals in Washington.
- **NOVEMBER 10, 1991:** Flyers play to a 1-1 tie against Team USA in an exhibition game at the Spectrum held to enable Team USA to prepare for the 1992 Olympics. Cory Foster scores a first period power play goal for Philadelphia. Shawn McEachern ties the game for Team USA in the second period, while goalie Ray LeBlanc holds the Flyers to one goal on 40 shots.
- **DECEMBER 4, 1991:** Paul Holmgren is dismissed as head coach and replaced by Bill Dineen.
- **JANUARY 17-18, 1992:** The Flyers and the City of Philadelphia host the NHL All-Star Weekend. Friday night featured the NHL Heroes of Hockey Game and the NHL All-Star Skills Competition. On Saturday, the Campbell Conference defeated the Wales Conference by the score of 10-6 in the 43rd NHL All-Star Game. Center Rod Brind'Amour was the Flyers' lone representative on the Wales Conference squad.
- **FEBRUARY 13, 1992:** Gene Hart and Reggie Leach are inducted into the Flyers' Hall of Fame.
- **APRIL 1, 1992:** The NHL Players Association goes on strike for the first time in league's 75-year history.
- **APRIL 10, 1992:** The NHL players and owners reach a settlement, ending the 10-day players strike.
- **JUNE 10, 1992:** Bob Clarke rejoins the Flyers as Senior Vice President.
- **JUNE 30, 1992:** The Flyers are awarded the rights to 19-year-old Eric Lindros by arbitrator Larry Bertuzzi. In one of the most publicized trades in hockey history, the Flyers sent goaltender Ron Hextall, defenseman Steve Duchesne and Kerry Huffman, centers Mike Ricci and Peter Forsberg, left wing Chris Simon, No. 1 draft picks in 1993 and 1994 and \$15 million to the Quebec Nordiques in return for Eric Lindros.
- **JULY 15, 1992:** The Flyers complete the biggest transaction in team history by signing center Eric Lindros to an unprecedented six-year contract.
- **SEPTEMBER 21, 1992:** Keith Allen becomes the fifth member of the Flyers organization who primarily or entirely spent his career with the organization to be inducted into the Hockey Hall of Fame, joining Bernie Parent, Bobby Clarke, Ed Snider and Bill Barber.
- **JANUARY 9, 1993:** The Flyers record the 1,000th win in team history vs. the NY Rangers.
- **MARCH 7, 1993:** Right wing Mark Recchi records his 100th point of the season at the New Jersey Devils, becoming the fourth player in Flyers history to record 100 or more points in a season.
- **MARCH 13, 1993:** The Flyers vs. Los Angeles Kings game held at the Spectrum is postponed, following the first period, due to severe weather and blizzard conditions which caused a pane of glass on the Spectrum concourse to break. The game was played, in its entirety, on April 1, 1993.
- **MARCH 14, 1993:** The Flyers at Whalers game in Hartford is postponed due to severe weather. The game was played, in its entirety, on April 16, 1993 at the Hartford Civic Center.
- **MARCH 24, 1993:** Center Eric Lindros scores his 35th goal of the season at the New York Rangers, passing Brian Propp (34), to break the team record for most goals in a season by a rookie. Lindros finished the season with 41 goals
- **APRIL 1, 1993:** Right wing Mark Recchi scores his 50th goal of the season vs. the Los Angeles Kings, becoming the fifth player in Flyers history to score 50 or more goals in a season..
- **APRIL 8, 1993:** Joe Scott and Ed Van Impe are inducted into the Flyers' Hall of Fame.
- **APRIL 12, 1993:** Mark Recchi collects an assist vs. the New York Rangers, breaking Bobby Clarke's team record for most points (119 in 1975-76). Recchi finished the season with 123 points.
- **MAY 24, 1993:** Terry Simpson is introduced as the ninth head coach in team history.
- **OCTOBER 21, 1993:** The scheduled Flyers vs. NY Islanders game is moved to October 22 to avoid a conflict with Game Five of the 1993 World Series.
- **MARCH 1, 1994:** Jay Snider resigns as president of the Flyers.
- **MARCH 8, 1994:** Tim Kerr is inducted into the Flyers' Hall of Fame.
- **MARCH 31, 1994:** Mikael Renberg scores a goal vs. Calgary, breaking Dave Poulin's team record for points in a season by a rookie (76 in 1983-84). Renberg finishes the season with 82 points.
- **APRIL 12, 1994:** Mikael Renberg is named the first recipient of the Pelle Lindbergh Memorial Trophy as the Flyers' most improved player, as voted by his teammates.
- **MAY 20, 1994:** Terry Simpson is dismissed as head coach.
- **JUNE 15, 1994:** Bob Clarke is named team president and general manager, replacing Russ Farwell.
- **JUNE 23, 1994:** Terry Murray is named the 10th head coach in team history.
- **SEPTEMBER 6, 1994:** Eric Lindros is named the eleventh team captain in club history. At 21 years old, Lindros became the youngest captain in Flyers history.
- **SEPTEMBER 30, 1994:** NHL Commissioner Gary Bettman announced the postponement of the start of the 1994-95 regular season due to a failure to come to terms on a new Collective Bargaining Agreement between the League and the NHL Players' Association.
- **JANUARY 13, 1995:** NHL Commissioner Gary Bettman and NHL Players' Association Executive Director Bob Goodenow announced a new Collective Bargaining Agreement. A 48-game season began on January 20.
- **MAY 7, 1995:** Flyers defeat Buffalo, 4-3, in overtime in Game One of Eastern Conference Quarterfinals. The win was the Flyers' first playoff victory since a 2-1 overtime victory at Montreal in Game Five of Wales Conference Finals on May 9, 1989.
- **JULY 6, 1995:** Eric Lindros is named the winner of the 1994-95 Hart Memorial Trophy as the NHL's MVP. Lindros becomes the second Flyer to capture the award (Bob Clarke in 1972-73, 1974-75 and 1975-76). Lindros and John LeClair were named to the NHL First All-Star Team.
- **DECEMBER 18, 1995:** The Flyers acquire an expansion franchise in the American Hockey League to commence operations with the start of the 1996-97 season. The Philadelphia Phantoms replaced the Hershey Bears as the Flyers' top minor league affiliate.
- **FEBRUARY 22, 1996:** Joe Watson is inducted into the Flyers' Hall of Fame.
- **MARCH 19, 1996:** Ed Snider, Pat Croce and Comcast Corporation announce the formation of the Comcast Spectacor Venture that will create a super-regional sports partnership for the Delaware Valley. The venture will own and operate the Philadelphia 76ers basketball team, the Philadelphia

Flyers hockey team, the CoreStates Spectrum and the new CoreStates Center. The transaction was finalized on July 17, 1996.

- **MARCH 25, 1996:** Ron Hextall stops all 21 Hartford shots to record his second consecutive shutout. He was the first Flyers goaltender to record shutouts in consecutive regular season games since Bernie Parent on October 11 and 13, 1973. Eric Lindros registers a goal and two assists in the game to break the 100-point plateau for the first time in his career. Lindros is the fifth Flyer to eclipse the 100-point barrier.
- **APRIL 10, 1996:** John LeClair records his 50th goal of the season at New Jersey, becoming the sixth player in the Flyers history to score 50 or more goals in a season.
- **APRIL 11, 1996:** The Flyers defeat the Montreal Canadiens, 3-2, in the team's final regular season home game at the Spectrum. John LeClair's second-period goal was the game-winning goal and the final Flyers goal scored in a regular season game at the Spectrum.
- **APRIL 16, 1996:** Ron Hextall records his 36th playoff win as a Flyer, setting a new team record for career playoff wins (passing Bernie Parent - 35) in Game One of the Eastern Conference Quarterfinals vs. Tampa Bay.
- **MAY 12, 1996:** Mike Hough's goal at 8:05 of the second overtime period gives the Florida Panthers a 2-1 win over the Flyers in Game Five and a three-games-to-two lead in their Eastern Conference Semifinal series. The Panthers won the series in six games. Game Five was the Flyers' final game at the Spectrum.
- **AUGUST 31, 1996:** The CoreStates Center opens with a contest between USA and Canada in the inaugural World Cup of Hockey Tournament. USA won the game, 5-3, in front of a sold-out crowd.
- **OCTOBER 5, 1996:** The Flyers play their first regular season game at the CoreStates Center. The Florida Panthers won the game, 3-1, but right wing Dainius Zubrus became the youngest player in Flyers history at 18 years, three months and 20 days old on opening night. Zubrus also recorded his first NHL goal in the game.
- **OCTOBER 7, 1996:** The Flyers record the 700th home win in franchise history with 3-1 win vs. New Jersey.
- **DECEMBER 22, 1996:** Chicago's Sergei Krivokrasov scores at 2:38 of the first period to end the Flyers' team record shutout streak at 265 minutes and eight seconds and their streak of four consecutive shutouts.
- **JANUARY 29, 1997:** Rod Brind'Amour plays in his 288th consecutive game for the Flyers, breaking the team record for most consecutive games played.
- **FEBRUARY 2, 1997:** The 21st Annual Flyers' Wives Fight for Lives Carnival raises \$1,024,455. It was the first time that the Carnival topped the \$1 million mark in proceeds.
- **APRIL 13, 1997:** John LeClair records his 50th goal of the season to become only the second player in Flyers history to reach the 50-goal mark in consecutive seasons.
- **APRIL 26, 1997:** The Flyers defeat the Pittsburgh Penguins, 6-3, in Game Five of the Eastern Conference Quarterfinals and win the series, four games to one. Mario Lemieux scored a goal in his last NHL game before returning to play in the 2000-01 season. Rod Brind'Amour recorded two shorthanded goals in the first period, tying the NHL record for most shorthanded goals in a period and a game. At 54 seconds apart, Brind'Amour's two shorthanded goals were the second fastest scored by one player in NHL Playoff history.
- **MAY 23, 1997:** Eric Lindros scores the game-winning goal with 6.8 seconds remaining in regulation as the Flyers defeated the NY Rangers, 3-2, in Game Four of the Eastern Conference Finals. It was the latest game-winning goal in Flyers Playoff history.
- **MAY 31, 1997:** The Flyers fall to the Detroit Red Wings in Game One of the Stanley Cup Finals, 4-2, in front of 20,291 fans at the CoreStates Center. At the time, it is the largest single-game home attendance in team history.
- **JUNE 7, 1997:** The Detroit Red Wings win the Stanley Cup with a 2-1 defeat of the Flyers at Joe Louis Arena.
- **JUNE 13, 1997:** Terry Murray is dismissed as head coach.
- **JULY 7, 1997:** Wayne Cashman is named the 11th head coach in team history.
- **OCTOBER 1, 1997:** Comcast Spectacor launches Comcast SportsNet, a new regional sports network that replaces PRISM as the primary television home of the Flyers.
- **NOVEMBER 17, 1997:** Gene Hart is enshrined into the Hockey Hall of Fame with his selection as the recipient of the Foster Hewitt Memorial Award. He became the sixth member of the Flyers organization to be so honored.
- **FEBRUARY 8-24, 1998:** The NHL suspends operations for 17 days to allow NHL player participation in the 1998 Winter Olympic Games in Nagano, Japan. Ten members of the Flyers organization take part (Canada: Bob Clarke - GM, Wayne Cashman - Assistant Coach, Rod Brind'Amour, Eric Desjardins, Eric Lindros; USA: Paul Holmgren - Assistant Coach, John LeClair, Joel Otto; Czech Republic: Petr Svoboda; Finland: Janne Niinimaa).
- **FEBRUARY 28, 1998:** Eric Lindros scores the game-winning goal at NY Rangers, his 500th point in the NHL. He became the fifth fastest to reach 500 points in NHL history (in 352 games; Wayne Gretzky - 234 games; Mario Lemieux - 287 games; Peter Stastny - 322 games and Mike Bossy - 349 games).
- **MARCH 9, 1998:** Wayne Cashman is dismissed as head coach and replaced by Roger Neilson.
- **APRIL 13, 1998:** John LeClair records his 50th goal of the season at Buffalo. He became the first American-born player to reach the 50-goal mark three times and the second Flyer to record three consecutive 50-goal seasons (Tim Kerr 1983-84 through 1986-87).
- **JUNE 10, 1998:** The Philadelphia Phantoms, the Flyers' American Hockey League affiliate, defeat the Saint John Flames, 6-1, to capture the Calder Cup championship, four games to two. The Phantoms became the fourth Flyers affiliate to capture the Calder Cup; joining the 1988 Hershey Bears and back-to-back titles by the Maine Mariners in 1978 and 1979.
- **JULY 15, 1998:** Comcast Spectacor announces the change of its arena names to the First Union Center and the First Union Spectrum.
- **NOVEMBER 20, 1998:** Goaltender Ron Hextall allows one goal on 19 shots to record a 3-1 win at Carolina to register his 233rd win as a Flyer. With the win, Hextall moves past Bernie Parent into first place on the Flyers' All-Time List in wins.
- **JANUARY 16, 1999:** Toronto Maple Leaf Steve Sullivan's goal at 6:31 of the first period ends John Vanbiesbrouck's team record shutout streak at 218 minutes and 42 seconds from January 3 through 16.
- **FEBRUARY 20, 1999:** Center Eric Lindros was scoreless at Ottawa, ending his 18-game point-scoring streak from January 7 through February 18 (14G,21A). Lindros tied Bobby Clarke for the longest such streak in team history.
- **MARCH 4, 1999:** Brian Propp was inducted into the Flyers' Hall of Fame.
- **MARCH 13, 1999:** Goaltender Ron Hextall plays his 487th game as a Flyer in a game at Pittsburgh, moving him past Bernie Parent into first place on the Flyers' All-Time Games Played List.
- **MARCH 21, 1999:** The Flyers defeated the Detroit Red Wings, 5-4, at the First Union Center, ending a team record 12-game winless streak from February 24 through March 16 (0-8-4). The Flyers also posted a 15-game undefeated streak from December 12, 1998 through January 13, 1999 (10-0-5). The Flyers became the only team in NHL history to record both a streak of 10-or-more games undefeated and a streak of 10-or-more games winless in the same season.
- **APRIL 18, 1999:** Eric Desjardins is awarded his fifth



HISTORIC MOMENTS

- consecutive Barry Ashbee Trophy as the most outstanding Flyers defenseman and the first Yanick Dupre Memorial Class Guy Award winner as the Flyer who best illustrates character, dignity and respect for the sport both on and off the ice, as selected by the Philadelphia Chapter of the Professional Hockey Writers' Association. Desjardins' fifth Barry Ashbee Trophy is the most by any defenseman in team history. The Yanick Dupre Memorial Class Guy Award honors the memory of Yanick Dupre who died on August 16, 1997, after a 16-month battle against leukemia. Dupre played parts of three seasons with the Flyers (1991-92, 1994-95 and 1995-96).
- **JULY 14, 1999:** Gene Hart, "Voice of the Flyers", dies at the age of 68. The Flyers hold a memorial service at the First Union Center on Sunday, July 18, to honor Hart for his contributions to the organization and the City of Philadelphia over his 32-year career.
 - **JULY 23, 1999:** Flyers defenseman Dmitri Tertyshny is fatally injured in a boating accident at the age of 22. Tertyshny recorded 10 points (2G,8A) in 62 games during his rookie season of 1998-99. The Flyers and Phantoms played a benefit game in his memory on September 21 of that year, with all net proceeds placed in a scholarship fund for the unborn son of Dmitri and his widow, Polina. The Flyers win the game, 6-1.
 - **OCTOBER 2, 1999:** Mark Eaton appeared in his first NHL game, becoming the first Philadelphia-area native to play for the Flyers. Rod Brind'Amour missed the game because of a fracture in his left foot, ending his franchise record of 484 consecutive games played.
 - **OCTOBER 24, 1999:** John Vanbiesbrouck records his third consecutive shutout, a career first, and becomes only the fourth goaltender during the 1990s to post three consecutive shutouts. In all, he will not allow a goal in 227 minutes, 40 seconds (parts of five games, 10/17/99-10/26/99) to set a team record for one goalie and a personal best.
 - **DECEMBER 6, 1999:** Ed Snider receives the Anti-Defamation League's prestigious American Award.
 - **JANUARY 2, 2000:** Eric Desjardins registers three assists, which gives him 231 points as a Flyer and places him second among defensemen on the team's career list (Mark Howe, 480).
 - **JANUARY 8, 2000:** Rod Brind'Amour records his 600th point as a Flyer, becoming only the seventh player in team history to reach that plateau.
 - **MARCH 21, 2000:** Rick Tocchet is assessed five penalty minutes for fighting, giving him 1,700 PIM as a Flyer, the first player in franchise history to reach that mark.
 - **MARCH 27, 2000:** Eric Desjardins is named the 12th captain in Flyers history.
 - **APRIL 6, 2000:** Eric Desjardins is awarded his sixth consecutive Barry Ashbee Trophy as the team's most outstanding defenseman. No other Flyers defenseman has won the award more than four times.
 - **APRIL 8, 2000:** John LeClair scores his 40th goal, becoming the first player in Flyers history to score 40 or more goals in five consecutive seasons.
 - **APRIL 9, 2000:** The Flyers defeat the New York Rangers, 4-1, and capture their 13th division championship.
 - **MAY 2, 2000:** Andy Delmore scores his first two career playoff goals, including the game winner in overtime, to give the Flyers a 4-3 win at Pittsburgh in Game Three of the Eastern Conference Semifinals. He is the first Flyers rookie defenseman to score two goals in a playoff game.
 - **MAY 4, 2000:** Keith Primeau scores at 12:01 of the fifth overtime period to give the Flyers a 2-1 win at Pittsburgh in Game Four of the Eastern Conference Semifinals. It is the longest game in modern NHL history (152:01). Only a pair of six-overtime playoff contests in the 1930s were longer. In addition, the game's elapsed time of six hours, 56 minutes sets an NHL record. The Flyers' 72 shots and the game's combined 130 shots both set team records for an overtime game.
 - **MAY 7, 2000:** Andy Delmore becomes the first NHL rookie defenseman to record a hat trick in a postseason game as the Flyers defeat Pittsburgh, 6-3, in Game Five of the Eastern Conference Semifinals. Mark Recchi records a goal and four assists, tying Flyers records for assists and points in a playoff game.
 - **JUNE 8, 2000:** Craig Ramsay is named the 13th head coach in team history, replacing Roger Neilson.
 - **DECEMBER 10, 2000:** The Flyers name Bill Barber the 14th head coach in team history, replacing Craig Ramsay. The Flyers defeat the New York Islanders, 5-2, at the First Union Center for Barber's first win as head coach.
 - **DECEMBER 28, 2000:** The Flyers lose 4-3 at Tampa Bay. The loss ends the Flyers' eight-game undefeated streak (5-0-3-0) under Head Coach Bill Barber. It is the second best start of an NHL head coaching career and the longest undefeated streak following an in-season coaching change in NHL history.
 - **MARCH 13, 2001:** Mark Recchi posted a goal and two assists in 5-2 win vs. St. Louis. His goal vs. St. Louis was his 1,000 career NHL point (60th player in NHL history to reach this milestone).
 - **MARCH 15, 2001:** Mark Howe, the leading scorer among defensemen in Flyers history, became the 17th member of the organization to be inducted into the Flyers Hall of Fame in an on-ice ceremony at the First Union Center prior to the Flyers' game vs. the Minnesota Wild.
 - **MARCH 31, 2001:** Goaltender Roman Cechmanek stopped all 21 shots faced to record a 1-0 win vs. the Detroit Red Wings. It was his 10th shutout of the season; the second most by a rookie or first-year goalie since Tony Esposito posted 15 shutouts during the 1969-70 season. His 10 shutouts are the most by a Flyers goaltender since Bernie Parent registered 12 during the 1974-75 season.
 - **APRIL 8, 2001:** Flyers win 2-1 at Buffalo. With the win, the Flyers recorded 100 points for the 14th time in 34 seasons. This game marked the end of the Flyers' regular use of orange jerseys on the road. Starting with the 2001-02 season, the Flyers began wearing their black jersey for road contests.
 - **JUNE 14, 2001:** Head Coach Bill Barber wins the Jack Adams Award as "the NHL coach adjudged to have contributed the most to his team's success." Barber is the first winner to receive this award after taking his position in-season and the eighth head coach to win in his first NHL season. The Flyers signed left wing John LeClair to a new five-year contract.
 - **AUGUST 20, 2001:** The Flyers trade the rights to restricted free agent center Eric Lindros to the New York Rangers in exchange for right wing Pavel Brendl, left wing Jan Hlavac, defenseman Kim Johnsson and a third round pick in the 2003 NHL Entry Draft.
 - **SEPTEMBER 20, 2001:** The Flyers and New York Rangers skate to a 2-2 tie in a preseason game that was suspended after two periods so everyone in attendance at the First Union Center could watch President George W. Bush's address to Congress which was televised live in the arena. Through the generosity of the fans, players and ownership, the Flyers raised \$120,000 for the Twin Towers Fund. The \$120,000 donation represented the monies collected after the Flyers matched \$2 for every \$1 donated by the fans attending the game and the monies raised through the auction of game-used jerseys and sticks from the game.
 - **OCTOBER 23, 2001:** Keith Primeau is named the 13th captain in Flyers history.
 - **OCTOBER 31, 2001:** The Flyers "unretire" their orange road jersey for their game against the Pittsburgh Penguins at the First Union Center and raised \$67,947 through the on-line jersey auction. Proceeds from the auction increased the Flyers' contribution to the Twin Towers Fund to over \$187,000. The Flyers defeated the Penguins, 3-0. With the shutout, Brian Boucher became the first goaltender in Flyers history to record a shutout on consecutive days. He had recorded a 3-0 win at Washington on October 30.

- **DECEMBER 8, 2001:** Jenny Barber, wife of Head Coach Bill Barber, passes away after a lengthy battle against cancer.
- **DECEMBER 18, 2001:** Flyers right wing Mark Recchi records his 400th career goal in the Flyers' 6-3 win against the St. Louis Blues at the First Union Center.
- **JANUARY 30, 2002:** Flyers center Jeremy Roenick scores a goal in the Flyers' 3-1 loss to the Senators in Ottawa to reach 1000 career points.
- **MARCH 23, 2002:** Flyers right wing Mark Recchi played his 1000th NHL game when the Flyers visited Pittsburgh. Recchi posted two assists in the 4-4 tie.
- **APRIL 24, 2002:** The Ottawa Senators defeat the Flyers, 3-0, at the Corel Centre. The loss is the Flyers' third consecutive 3-0 loss. It is the first time in Flyers history that the team has been shut out three consecutive games in a single playoff season and three times in one playoff series.
- **APRIL 26, 2002:** The Ottawa Senators defeated the Flyers, 2-1, in overtime to win their Eastern Conference Quarterfinal series, four games to one. The two goals scored by the Flyers in the series set an NHL record for fewest goals by one team in a five-game series.
- **APRIL 30, 2002:** Bill Barber is dismissed as head coach.
- **MAY 14, 2002:** Ken Hitchcock is named the 15th head coach in team history.
- **JUNE 23, 2002:** Joe Scott, a founding partner and Chairman of the Board, Emeritus of the Flyers, passes away at the age of 93.
- **OCTOBER 26, 2002:** First period goals by Justin Williams (at 0:16) and Michal Handzus (at 0:31) in the Flyers' 6-2 win at the NY Islanders sets a club record for the fastest two goals from the start of a game. They were the third fastest two goals from the start of a game by one team in NHL history.
- **NOVEMBER 29, 2002:** The Flyers debut their new all-orange alternate jersey in a 3-0 loss against the Toronto Maple Leafs at the First Union Center.
- **DECEMBER 5, 2002:** Michal Handzus scores on a penalty shot in overtime against Dan Blackburn to give the Flyers a 3-2 win over the NY Rangers. Handzus' penalty shot attempt was the first by a Flyer in regular season overtime (it was only the second successful penalty shot attempt in regular season overtime in NHL history).
- **MARCH 31, 2003:** Eric Weinrich records an assist in the Flyers' 6-1 win at Pittsburgh, his 1,000th career NHL game. He became the third Flyer to reach the NHL Milestone of 1,000 games played this season, joining Jeremy Roenick (vs. Boston on November 16) and Eric Desjardins (at Atlanta on December 18).
- **APRIL 6, 2003:** The Flyers win at Florida, 6-2, and finish the season tied for the fewest goals against in the NHL with the New Jersey Devils (both teams allowed 166). Esche and Roman Cechmanek share the William M. Jennings Trophy with the Devils' Martin Brodeur. It is the second time that the Flyers have won the award (Bob Froese and Darren Jensen for the 1985-86 season).
- **APRIL 16, 2003:** Mark Recchi scored at 13:54 of the third overtime period to give the Flyers a 3-2 win at Toronto in Game Four and even their Eastern Conference Quarterfinals series at two games apiece. The Flyers' 75 shots on goal was a new team record for most shots in an overtime game and tied for the most shots in a playoff game since the 1967-68 expansion (Washington recorded 75 shots against the NY Islanders in a game that went four overtimes on April 18, 1987). With 53:54 minutes played, it was the second longest overtime game in Flyers history (behind 92:01 minutes played at Pittsburgh on May 4, 2000).
- **APRIL 22, 2003:** The Flyers defeat the Toronto Maple Leafs, 6-1, in Game Seven of their Eastern Conference Quarterfinal series. The Flyers won the second longest series in NHL history. The two teams played 532:05 minutes in the series, trailing only the 553:08 minutes played by the Boston Bruins and NY Rangers in their 1939 semifinal series. The series featured three multiple-overtime games, only the second series in NHL history to do so (NY Rangers and New Jersey Devils played three multiple-overtime games in their 1994 Eastern Conference Final series).
- **JULY 18, 2003:** Comcast Spectacor announces the change of its arena names to the Wachovia Center and Wachovia Spectrum.
- **OCTOBER 16, 2003:** Flyers and San Jose Sharks skate to 0-0 tie at HP Pavilion at San Jose. Flyers goaltender Jeff Hackett stopped all 27 shots faced to record the shutout. The scoreless tie was the first for the Flyers in a road game since December 4, 1982 (0-0 tie at Pittsburgh). For Hackett, it was his second consecutive shutout (Hackett shutout the Buffalo Sabres on October 9 in the Flyers' 2-0 win). He is the first goaltender in Flyers history to record a shutout in each of his first two career starts as a Flyer. This is the second time in franchise history that a goaltender had opened a season with two consecutive shutouts (Bernie Parent opened the 1973-74 season with a 2-0 win vs. Toronto on October 11 and a 6-0 win at NY Islanders on October 13).
- **DECEMBER 13, 2003:** The New Jersey Devils defeat the Flyers at the Wachovia Center, 2-0, ending the team's 14-game undefeated streak at home (12-0-2). The 14-game undefeated streak at home is the second longest undefeated streak at home to start a season in franchise history. The Flyers went 26 games undefeated at home (19-0-7) to start the 1979-80 season.
- **JANUARY 16, 2004:** The Flyers defeat the Toronto Maple Leafs, 4-1. Each of the 18 skaters in the game for the Flyers posted at least a +1 rating, the first time that the feat had occurred since the Flyers defeated the Pittsburgh Penguins, 11-4, on March 10, 1985.
- **FEBRUARY 4, 2004:** The Flyers defeat the Washington Capitals, 5-1. Goaltender Antero Niittymaki stopped 19 of 20 shots faced to record the win in his first career NHL game. He was the first Flyers goaltender to win his NHL debut since Dominic Roussel, who defeated the Quebec Nordiques on October 17, 1991, 5-3.
- **FEBRUARY 21, 2004:** The Flyers defeat the Atlanta Thrashers, 5-4. Simon Gagne scored a goal on a penalty shot with 1:01 left to play in the third period to give the Flyers a 5-4 lead. The Flyers scored three of their goals on the same penalty as Ronald Petrovicky was serving a five minute major for charging. It was the third time in team history that the Flyers scored three goals on the same penalty.
- **MARCH 3, 2004:** Prior to the Flyers' 5-2 win against the Nashville Predators, Dave Poulin becomes the 18th member of the organization to be inducted into the Flyers Hall of Fame.
- **FEBRUARY 16, 2005:** The National Hockey League announces that, because a new collective bargaining agreement has not been realized, it no longer is practical to conduct an abbreviated 2004-05 season.
- **JUNE 10, 2005:** The Philadelphia Phantoms, the Flyers' American Hockey League affiliate, defeat the Chicago Wolves, 5-2, to capture the Calder Cup Championship, four games to none. It is the second championship in franchise history (also won the Calder Cup in 1998).
- **JULY 22, 2005:** The National Hockey League's Board of Governors ratifies the terms of the Collective Bargaining Agreement negotiated with the NHL Players' Association, ending a 310-day work stoppage.
- **NOVEMBER 5, 2005:** The Flyers defeat the Atlanta Thrashers at the Wachovia Center, 4-3. The team welcomed the 25-millionth fan in team history prior to the game.
- **DECEMBER 3, 2005:** In the first shootout in team history, the Flyers fall 4-3 at Nashville.
- **JANUARY 12, 2006:** The Flyers lose at Detroit, 6-3, in the last game of an 11-game road trip from December 23 through January 12 that was the longest road trip in team history. Their eight wins in the 11 games was just the ninth time in NHL



HISTORIC MOMENTS

history that a team recorded six-or-more wins in a single road trip and their 17 points in the 11 games (8-2-1 record) were the most points by one team in a single road trip in NHL history.

- **JANUARY 14, 2006:** 19,953 fans attend the Flyers' 4-3 overtime loss vs. Colorado to set a new team record for attendance at a regular season game.
- **MARCH 21, 2006:** Flyers Head Coach Ken Hitchcock becomes the fifth fastest coach to reach 400 career NHL wins with the Flyers' 2-1 win vs. New Jersey on March 21.
- **APRIL 18, 2006:** R.J. Umberger scores a goal in the Flyers' 4-1 win at NY Islanders. The goal was Umberger's 20th goal of the season. For the first time in team history, the Flyers had two rookies score at least 20 goals in a season (Jeff Carter - 23 and R.J. Umberger - 20).
- **OCTOBER 22, 2006:** Flyers announce the resignation of General Manager Bob Clarke and the firing of Head Coach Ken Hitchcock. Paul Holmgren is named interim general manager and John Stevens is named the 16th head coach in team history.
- **APRIL 7, 2007:** Sami Kapanen is named the inaugural winner of the Gene Hart Memorial Award. This award will be presented annually to the Flyer with the most heart as voted by Philadelphia Flyers Fan Club members at each general meeting throughout the season. In addition to the award, a donation for \$1,500 will be made to the player's favorite charity.
- **OCTOBER 18, 2007:** The Flyers defeat the New Jersey Devils at Wachovia Center, 4-0. Goaltender Martin Biron stopped all 38 shots faced to post the shutout. The shutout was Biron's second consecutive shutout, the Flyers' first shutout of the Devils since Feb. 27, 2001, and the Flyers' first shutout of the Devils in Philadelphia since Jan. 6, 1987.
- **FEBRUARY 6, 2008:** Ron Hextall becomes the 19th member of the organization to be inducted into the Flyers Hall of Fame.
- **APRIL 17, 2008:** Mike Knuble scores 6:40 into the second overtime period to give the Flyers a 4-3 win over the Capitals at the Wachovia Center in Game Four of their Eastern Conference Quarterfinal series. The game (86:40) was the longest playoff game played at the Wachovia Center, the third longest home game in Flyers history, and longest home playoff game won by the Flyers in team history (Flyers lost to Boston on April 26, 1977, 5-4 - 90:07 and to Florida on May 12, 1996, 2-1 - 88:05).
- **APRIL 22, 2008:** Joffrey Lupul scores a power play goal 6:06 into the first overtime period to give the Flyers a 3-2 win over the Capitals and a four-games-to-three series victory over Washington. It marked just the second time in Flyers history that they have played a Game Seven that went into overtime, and first time that they won (only other time was against Washington, 5-4 loss on April 16, 1988).
- **JULY 15, 2008:** Comcast Spectacor, the Philadelphia based sports and entertainment firm which owns the arena, announces that the Wachovia Spectrum will close at the conclusion of the 2008-09 hockey and soccer seasons. The Flyers played at the Spectrum for 29 seasons, from the 1967-68 through the 1995-96 seasons, and compiled a 719-305-146 record in 1,170 regular season games and an 85-56 record in 141 playoff games.
- **SEPTEMBER 27, 2008:** The Flyers play one final game at the Wachovia Spectrum vs. an NHL opponent when they host the Carolina Hurricanes in a preseason match up. The Flyers defeated the Hurricanes by a score of 4-2.
- **OCTOBER 7, 2008:** The Flyers play on Spectrum ice for the first time in an exhibition game against the Phantoms.
- **DECEMBER 11, 2008:** Trailing 5-1 in the third period, the Flyers mount the greatest third period comeback in team history by scoring four unanswered goals to force overtime and eventually defeat the Carolina Hurricanes in a shootout by a score of 6-5. Scott Hartnell recorded his fourth career hat trick, while Simon Gagne scored the game-tying goal with 1:44 to go in regulation and the decisive goal in the shootout to give the Flyers the victory.
- **FEBRUARY 4, 2009:** After 13 seasons of ownership, Comcast Spectacor announces the sale of the Philadelphia Phantoms to the Brooks Group of Pittsburgh, PA, owners of other minor league hockey and baseball teams.
- **FEBRUARY 15, 2009:** At 1:18 of the second period, Mike Richards scores a shorthanded goal with his team down two men in a game against the New York Rangers. It was the third time in his career that Richards had scored while the Flyers were killing off a 5-on-3, making him the first player in NHL history to accomplish that feat. The Flyers defeated the Rangers, 5-2, at Madison Square Garden.
- **FEBRUARY 21, 2009:** Mike Richards records a shorthanded goal for the third consecutive game, becoming the first player in over 10 years to accomplish the feat (Joe Sakic, Oct. 15-24, 1998). The Flyers dropped the contest, 5-4, to the Pittsburgh Penguins.
- **APRIL 11, 2009:** A goal by Joffrey Lupul gives the Flyers six 25-goal scorers for the 2008-09 season, which made the Flyers the first team to accomplish that feat since the Calgary Flames in 1993-94.
- **JUNE 27, 2009:** In a blockbuster draft-day trade, the Flyers acquire defenseman Chris Pronger from the Anaheim Ducks. The Flyers sent Joffrey Lupul, Luca Sbisa, and three draft picks to the Ducks for Pronger and forward Ryan Dingle.
- **OCTOBER 31, 2009:** The Flyers' former home, the Spectrum, officially closes following its last public event, a Pearl Jam concert.
- **NOVEMBER 16, 2009:** Prior to the Flyers' 3-2 victory to the New Jersey Devils, Dave "The Hammer" Schultz becomes the 20th member of the Flyers Hall of Fame.
- **NOVEMBER 19, 2009:** Flyers rookie James van Riemsdyk scores the game-winning goal in a 3-2 victory at Los Angeles. It was his third straight game-winning goal, tying an NHL record for consecutive game-winning goals by a rookie.
- **DECEMBER 4, 2009:** John Stevens is relieved of his duties as head coach and replaced by Peter Laviolette, who becomes the 17th head coach in team history.
- **JANUARY 1, 2010:** On New Year's Day, the Flyers play their first outdoor game, visiting the Boston Bruins for the 2010 Winter Classic at historic Fenway Park in Boston, MA. Danny Syvret scored his first NHL goal and the Flyers led most of the game, but the Bruins tied it late in the third period and eventually won the game 2-1 in overtime.
- **FEBRUARY 13-28, 2010:** The NHL season goes on hiatus for two weeks to allow players to participate in the 2010 Winter Olympics in Vancouver. Chris Pronger and Mike Richards won gold medals playing for Team Canada. Kimmo Timonen won a bronze medal for Finland, and Oskars Bartulis represented Team Latvia.
- **APRIL 11, 2010:** Claude Giroux's shootout goal and Brian Boucher's third-round save give the Flyers a 2-1 shootout win over the New York Rangers, clinching an Eastern Conference playoff berth on the last day of the season. With his club trailing late in the third period, Matt Carle scored the game-tying goal to force overtime and the eventual shootout. Danny Briere also scored in the shootout, while Boucher shut the door on two of three Rangers shooters.
- **MAY 14, 2010:** After falling into a 0-3 series deficit in the Eastern Conference Semifinals vs. Boston Bruins, the Flyers win four games in a row to defeat the Bruins four games to three and advance to the Eastern Conference Finals. The Flyers trailed Game 7 3-0 in the first period, but charged back to tie the game. Simon Gagne then scored the game-winning goal with 7:08 remaining in the third period. They became the third team in NHL history to overcome a 3-0 series deficit.
- **MAY 22, 2010:** Michael Leighton posts a 3-0 shutout at Montreal in Game 4 of the Eastern Conference Final, his third shutout of the series. He became the first goaltender in franchise history to record three shutouts in a single playoff series.
- **MARCH 5, 2004:** The Flyers defeat the Ottawa Senators, 5-3.

Defenseman Danny Markov's goal at 16:10 of the first period was the 10,000th goal in franchise history (seventh team in NHL history and first expansion team to reach mark). Tony Amonte reached the NHL Milestone of 1,000 games played with his appearance in the game. The Senators and Flyers combined to record 419 penalty minutes in the game, including 409 in the third period, to set NHL records for most penalty minutes, both teams, one game and most penalty minutes, both teams, one period. The Flyers also set NHL records for most penalty minutes, one team, one game (213) and most penalty minutes, one team, one period (209).

- MARCH 25, 2004:** Right wing Mark Recchi records his 1200th career NHL point with an assist in the Flyers' 4-2 loss against the New York Islanders. (40th player in NHL history to reach mark).
- MAY 4, 2004:** Jeremy Roenick's second goal of the game at 7:39 of overtime gives the Flyers a 3-2 win over the Maple Leafs in Toronto in Game Six of their Eastern Conference Semifinal series and a four-games-to-two series victory.
- MAY 15, 2004:** Flyers defeat the Tampa Bay Lightning at the Wachovia Center, 3-2, in Game Four of the Eastern Conference Finals. Every fan in attendance received an "Orange Crush" T-shirt as they entered the building.
- SEPTEMBER 15, 2004:** The National Hockey League's Board of Governors unanimously reconfirms that NHL teams, upon the expiration of the Collective Bargaining Agreement at midnight, would not play again until there is a new economic system.
- MAY 24, 2010:** The Flyers win the Prince of Wales Trophy as Eastern Conference Champions with a 4-2 win over the Montreal Canadiens in Game 5 of the Eastern Conference Finals. The four-games-to-one series win sent the Flyers to the Stanley Cup Final for the first time since 1997.
- JUNE 2, 2010:** Claude Giroux scores the game-winning goal in overtime of Game 3 of the Stanley Cup Final to give the Flyers a 3-2 win in front of a record sellout crowd of 20,297 at the Wachovia Center. It was the first win in a Stanley Cup Final game for the Flyers since Game 6 of the 1987 Final at the Spectrum.
- JUNE 9, 2010:** Patrick Kane scores the game-winning goal in overtime as the Chicago Blackhawks defeat the Flyers 4-3 in Game 6 of the Final to win the Stanley Cup. The crowd of 20,327 set a new Flyers record for home attendance in a single game and created a new single-season attendance record of 1,020,699. Flyers center Danny Briere recorded a goal and two assists to reach 30 points for the playoffs (12G, 18), breaking the Flyers all-time scoring record for a single playoff year.
- JULY 27, 2010:** Comcast Spectacor announces the change of its arena name to the Wells Fargo Center.
- OCTOBER 11, 2010:** The Flyers raise their 2009-10 Eastern Conference championship banner to the rafters of the Wells Fargo Center prior to their home opener against the Colorado Avalanche.
- NOVEMBER 23, 2010:** Following a public ceremony, exterior demolition officially begins on the Flyers' former home, the Spectrum. Ed Snider, Bob Clarke, Bernie Parent and Julius Erving were among those who spoke at the ceremony.
- JANUARY 25, 2011:** The Flyers pick up their 1000th home-ice win with a 5-2 victory over Montreal. They become the first expansion-era team to reach the milestone.
- APRIL 9, 2011:** The Flyers welcome 19,909 to the Wells Fargo Center for the regular season finale vs. the New York Islanders. The crowd gives the Flyers a total regular season attendance mark of 808,301, which sets a new franchise record for total attendance in a regular season. The Flyers beat the Islanders 7-4 for their 47th win of the season, the most of any Flyers team since the 1985-86 squad.
- JUNE 23, 2011:** The Flyers stage one of the bigger days of transactions in their history, dealing Mike Richards to Los Angeles and Jeff Carter to Columbus while announcing the signing of Ilya Bryzgalov. The moves brought the Flyers
- Brayden Schenn, Wayne Simmonds, Jakub Voracek and draft picks that became Sean Couturier and Nick Cousins.
- DECEMBER 31, 2011:** The Flyers Alumni defeat the New York Rangers Alumni 3-1 before a crowd of 45,808 at Citizens Bank Park in the first of the three games comprising the 2012 NHL Winter Classic. Bernie Parent started for the Flyers and stopped six shots in 5:32 of play, including a Ron Duguay breakaway. John LeClair scored the Flyers' first goal on a setup by Eric Lindros, while Shjon Podein and Mark Howe provided the other Flyers goals.
- JANUARY 2, 2012:** The Flyers take a 2-0 lead but can't hold off a hard-charging New York Rangers squad and drop a 3-2 decision in the 2012 NHL Winter Classic. A crowd of 46,967 became the largest crowd ever to witness a Flyers game, eclipsing the 38,112 that saw the Flyers fall 2-1 to Boston in overtime in the 2010 Winter Classic. Brayden Schenn and Claude Giroux scored for the Flyers.
- MARCH 6, 2012:** The Flyers retire Mark Howe's #2 in a pre-game ceremony before a 3-2 win over Detroit. Howe becomes just the fifth Flyer so honored and the first since Bill Barber in 1990.
- APRIL 11, 2012:** The Flyers come back from a 3-0 hole to defeat Pittsburgh 4-3 in overtime in Game 1 of the Eastern Conference Quarterfinals. It was the sixth time in their history the Flyers had erased a 3-0 deficit to win a playoff game. Brayden Schenn posted a goal and two assists, becoming just the eighth Flyers rookie ever to record a three-point playoff game.
- APRIL 13, 2012:** Claude Giroux sets a franchise record with six points as the Flyers beat Pittsburgh 8-5 in Game 2. Sean Couturier posted a four-point night, tying the franchise record for most points by a rookie in a playoff game. Both Giroux and Couturier had hat tricks, marking the first time in team history that two Flyers have had a hat trick in the same playoff game, and it was the first time since 1989 that the Flyers had scored eight goals in a playoff game.
- APRIL 15, 2012:** The Flyers beat Pittsburgh 8-4 in Game 3, setting a franchise record for most goals in two consecutive playoff games. The closest previous occasion was the 1981 preliminary round, when they beat Quebec 6-4 in Game 1 and 8-5 in Game 2. The Flyers set a new franchise record for most goals scored in the first three games of a playoff series (20). Danny Briere picked up his 100th career playoff point today in his 100th career playoff game.
- APRIL 22, 2012:** The Flyers beat Pittsburgh 5-1 in Game 6 to advance to the second round of the playoffs for the 22nd time, and third year in a row. Claude Giroux finished the series with 14 points, becoming just the second Flyer ever to reach that total in a single playoff series (Tim Kerr, 15, 1989 PDSF). The Flyers set a franchise record with 12 power play goals in the series.
- APRIL 29, 2012:** Danny Briere scores his 48th and 49th career playoff goals, including his ninth career playoff game-winner as the Flyers beat New Jersey in Game 1 of the Eastern Conference Semifinals. Briere moved into second place all-time in Flyers history in that category behind only Rick MacLeish.
- MAY 3, 2012:** Danny Briere overtook his 50th career playoff goal in the third period of a 4-3 overtime loss to New Jersey in Game 3. His two points in the game give him 71 playoff points as a Flyer and move him past both Reggie Leach and Tim Kerr into sixth place on the Flyers' all-time playoff scoring list.
- SEPTEMBER 16, 2012:** The Collective Bargaining Agreement between the National Hockey League and the NHL Players Association expires without a new agreement in place, necessitating the postponement of NHL training camps and eventually the start of the 2012-13 NHL season, which was originally scheduled to open on October 11.
- JANUARY 6, 2013:** The NHL and NHLPA announce they have reached an agreement on the framework of a new Collective Bargaining Agreement.



HISTORIC MOMENTS

- **JANUARY 12, 2013:** The NHL and NHLPA sign a Memorandum of Understanding on a new 10-year Collective Bargaining Agreement that expires in 2022, ending a 119-day work stoppage. Training camps open the following day.
- **MARCH 18, 2013:** Kimmo Timonen plays his 1000th career game in a 4-2 loss at Tampa Bay. The Flyers honored Timonen prior to their next home game on March 26.
- **APRIL 19, 2013:** On an off-night, the Flyers were mathematically eliminated from playoff contention when the New York Rangers defeated Buffalo 8-4. It marked just the ninth time in franchise history and second time in the last 18 years that the Flyers did not make the playoffs.
- **JULY 9, 2013:** Fred Shero is posthumously elected to the Hockey Hall of Fame in the Builders' category.
- **OCTOBER 7, 2013:** Peter Laviolette is relieved of his duties as head coach and is replaced by assistant coach Craig Berube., who becomes the team's 18th head coach.
- **DECEMBER 2, 2013:** Peter Luukko resigns as president and COO of Comcast Spectacor. Dave Scott, a 20-year veteran of Comcast Cable, is named acting president of Comcast Spectacor.
- **JANUARY 21, 2014:** A winter storm dumps more than 13 inches of snow on Philadelphia and forces the postponement of the Flyers' game against Carolina to a day later. It marked the first time in Flyers history that a game had ever been completely postponed due to snow, and the first weather-related postponement since the blizzard of March 1993, when a game at the Spectrum was called off after the first period when two panes of glass broke on the concourse. Carolina won 3-2 on the makeup date.
- **FEBRUARY 4, 2014:** Keith Allen, the first head coach of the Flyers who became the general manager that built the organization's Stanley Cup championship teams of 1974 and 1975, passes away at the age of 90.
- **FEBRUARY 9-25, 2014:** The NHL suspends operations for the 2014 Winter Olympics in Sochi, Russia. Five Flyers represented their countries – Kimmo Timonen (Finland), Jakub Voracek (Czech Rep), Andrej Meszaros (Slovakia); Mark Streit (Switzerland) and Michael Raffl (Austria). Timonen won his fourth Olympic medal (third bronze to go with one silver).
- **APRIL 8, 2014:** The Flyers clinch a spot in the 2014 Stanley Cup Playoffs with a 5-2 win at Florida, officially completing a comeback from a 3-9 start to the season. They qualify for the playoffs for the 37th time in their 45 years of play and the 17th time in the last 19 seasons.
- **MAY 7, 2014:** Paul Holmgren is promoted to president of the Flyers, and Ron Hextall is promoted to general manager.
- **JUNE 27-28, 2014:** The National Hockey League converges upon Philadelphia for the 2014 NHL Entry Draft. It's the first time in team history that the Flyers have hosted the event.
- **OCTOBER 17, 2014:** The Lehigh Valley Phantoms play their first-ever regular season game at the new PPL Center in Allentown, PA. The team relocated to Allentown in the off-season after four seasons in Glens Falls, NY playing as the Adirondack Phantoms.
- **DECEMBER 21, 2014:** Rob Zepp picks up the win in his NHL debut as the Flyers win 4-3 in overtime at Winnipeg. Zepp became the oldest Flyer in franchise history to make his NHL debut and became the 12th goaltender in NHL history to make his debut after his 33rd birthday and the first since 1972-73. He also became the oldest goaltender to win his NHL debut since 1926.
- **APRIL 17, 2015:** Craig Berube is relieved of his duties as head coach.
- **MAY 18, 2015:** Dave Hakstol is hired as the 19th head coach in Flyers history.
- **OCTOBER 8, 2015:** The Dave Hakstol era gets underway in the season opener at Tampa Bay, which concluded with the first 3-on-3 overtime in NHL history. The Lightning's Jason Garrison scored 2:17 into the frame to defeat the Flyers 3-2.
- **NOVEMBER 23, 2015:** The Flyers induct Rod Brind'Amour into the Flyers Hall of Fame in a pregame ceremony before a game against the Carolina Hurricanes.
- **FEBRUARY 9, 2016:** In a pregame ceremony prior to a 4-1 loss to Anaheim, the Flyers commemorate the 50th anniversary of the NHL granting the Philadelphia franchise to Ed Snider.
- **FEBRUARY 20, 2016:** Shayne Gostisbehere scores the overtime game-winning goal against Toronto, giving him a point in 15 consecutive games. Gostisbehere recorded 5 goals and 13 assists over the course of the streak, which was the longest in Flyers history by a rookie or a defenseman and the longest in NHL history by a rookie defenseman.
- **FEBRUARY 29, 2016:** In a pregame ceremony before hosting the Calgary Flames, the Flyers induct Jim Watson into the Flyers Hall of Fame.
- **APRIL 9, 2016:** The Flyers clinch the Eastern Conference's second wild card spot with a 2-1 win over the Pittsburgh Penguins.
- **APRIL 11, 2016:** Flyers founder and chairman Ed Snider passes away after a two-year battle with cancer. The Flyers wore "EMS" patches on their jerseys during their first-round series with the Washington Capitals. On April 21, a celebration of Mr. Snider's life took place at the Wells Fargo Center between Games 4 and 5 of the series.
- **APRIL 22, 2016:** Despite being outshot 44-11, the Flyers defeated Washington 2-0 in Game 5. The 11 shots were the fewest in any game in franchise history, while the 44 saves marked franchise records for a playoff regulation win and playoff shutout win, as well as the largest shot differential in any playoff game.
- **JUNE 27, 2016:** Eric Lindros is elected to the Hockey Hall of Fame. Additionally, former Flyers coach Pat Quinn is posthumously elected.
- **SEPTEMBER 22, 2016:** Comcast Corporation reaches an agreement with the estate of Ed Snider to purchase Snider's 24-percent stake in Comcast Spectacor, giving Comcast 100-percent ownership of the Philadelphia Flyers and the rest of the company.
- **OCTOBER 20, 2016:** The Flyers drop the puck on their 50th Anniversary celebration in the home opener, a 3-2 loss to Anaheim. The Flyers honored the late Ed Snider in a pregame ceremony, raising a banner in his honor to the Wells Fargo Center rafters.
- **NOVEMBER 27, 2016:** The Flyers beat Calgary 5-3 at the Wells Fargo Center, starting off what would become a 10-game winning streak through December 14. It ties as the third-longest winning streak in franchise history.
- **FEBRUARY 25, 2017:** The Flyers play outside for the third time in their history, dropping a 4-2 decision to Pittsburgh at Heinz Field, home of the Pittsburgh Steelers. The crowd of 67,318 becomes the largest ever to witness a Flyers game, eclipsing the 46,967 that attended the 2012 Winter Classic at Citizens Bank Park.
- **JANUARY 18, 2018:** The Flyers retire the #88 of Eric Lindros in a pregame ceremony before a 3-2 overtime win over the Toronto Maple Leafs.
- **MARCH 5, 2018:** Comcast Spectacor announces a \$250-million renovation of the Wells Fargo Center to be completed over the next three off-seasons.
- **APRIL 7, 2018:** The Flyers defeat the New York Rangers 5-0 to wrap up third place in the Metropolitan Division and their 39th trip to the Stanley Cup Playoffs. Claude Giroux recorded his first career regular season hat trick to finish the season with 102 points, becoming the first Flyer to post a 100-point season since Eric Lindros had 115 in 1995-96. He also became just the sixth Flyer in franchise history to accomplish the feat.
- **SEPTEMBER 24, 2018:** The Flyers unveil a new mascot, Gritty, ahead of a preseason home game against the Boston Bruins. Gritty goes on to develop a following.
- **OCTOBER 6, 2018:** Sean Couturier becomes the youngest

player in Flyers history to appear in 500 games for the team (25 years, 303 days) in a 5-2 loss at Colorado.

- **NOVEMBER 26, 2018:** Ron Hextall is relieved of his duties as executive vice president and general manager.
- **DECEMBER 3, 2018:** Chuck Fletcher is appointed as the ninth general manager in Flyers history.
- **DECEMBER 17, 2018:** Dave Hakstol is relieved of his duties as head coach of the Flyers and is replaced on an interim basis by Lehigh Valley Phantoms head coach Scott Gordon, who becomes the 20th head coach of the team.
- **DECEMBER 18, 2018:** Carter Hart makes his NHL debut in a 3-2 win over Detroit. He becomes the youngest goaltender in Flyers history to win his NHL debut and the second-youngest to appear in a game.
- **DECEMBER 27, 2018:** The Flyers play the 4,000th game in their history, a 6-5 overtime loss at Tampa Bay.
- **FEBRUARY 4, 2019:** The Flyers earn their 2,000th win in franchise history, and eighth win in a row, with a 2-1 victory vs. Vancouver at the Wells Fargo Center. They became the first expansion-era franchise to reach that milestone and did so in fewer games, 4,017, than any of the Original Six franchises except for Montreal.
- **FEBRUARY 22, 2019:** The Flyers announce the adoption of the Philadelphia Warriors, a USA Warrior Hockey affiliated team of disabled US military veterans, as an official affiliate. The team is renamed the Philadelphia Flyers Warriors.
- **FEBRUARY 23, 2019:** Claude Giroux scores 1:59 into overtime to complete a comeback from a 3-1 deficit and give the Flyers their first outdoor win in their history, 4-3 over Pittsburgh at Lincoln Financial Field. It was the 800th career game for Giroux, who joined Bobby Clarke and Bill Barber as the only players to play 800 games for the franchise. The crowd of 69,620 is the largest to witness a Flyers game in franchise history.
- **MARCH 21, 2019:** The NHL and the Flyers announce that the team will take part in the 2019 NHL Global Series, playing an exhibition game in Lausanne, Switzerland ahead of their 2019-20 season opener against the Chicago Blackhawks in Prague, Czech Republic. It will be the first time in the organization's history that the Flyers will play outside of North America.
- **APRIL 15, 2019:** Alain Vigneault is named the 21st head coach in Flyers history.
- **SEPTEMBER 30, 2019:** The Flyers play a game outside of North America for the first time in their history when they take on Swiss club Lausanne HC in the NHL Global Series Challenge. Lausanne HC won the game 4-3.
- **OCTOBER 4, 2019:** The Flyers continue their European trip with their first regular-season game overseas, defeating Chicago 4-3 at 02 Arena in Prague, Czech Republic.
- **OCTOBER 9, 2019:** Carter Hart records his first NHL shutout with 25 saves in a 4-0 win over New Jersey in the team's Wells Fargo Center season debut.
- **FEBRUARY 8, 2020:** Claude Giroux records his 800th career point in a 7-2 win over Washington.
- **FEBRUARY 18, 2020:** Claude Giroux becomes the franchise's all-time leader in power play assists when he picks up his 235th in a 5-1 win over Columbus.
- **MARCH 10, 2020:** The Flyers see a nine-game winning streak come to an end in a 2-0 loss to Boston in what would end up being their 69th and final game of the season. They finish with a record of 41-21-7 for 89 points, slotting them in second place in the Metropolitan Division, one point behind Washington.
- **MARCH 12, 2020:** The NHL places the 2019-20 season on pause due to the outbreak of the COVID-19 virus in North America.
- **MAY 24, 2020:** The NHL announces the framework for a Return to Play process that targets an early-August start to the post-season, with a 24-team Stanley Cup Qualifiers round preceding the 2020 Stanley Cup Playoffs. The announcement made official the 40th playoff berth in franchise history for the Flyers, who entered the playoffs as the fourth seed in the East

and became part of the Round Robin group. JULY 10, 2020: The NHL and NHLPA ratify both the Return to Play plan and a new six-year Collective Bargaining Agreement that runs through the 2025-26 season.

- **JULY 27, 2020:** The Flyers and Penguins become the first teams to take the ice in the NHL's Return to Play bubble environment when they play an exhibition game at Scotiabank Place in Toronto, the RTP hub for the Eastern Conference. The games are played in an unprecedented environment with no fans in attendance and enhanced game presentation elements designed to maximize the experience for fans watching at home. Players were sequestered in compounds in Toronto (East) and Edmonton (West) for the duration of their playoff run, with daily testing and other COVID-prevention protocols in place.
- **AUGUST 8, 2020:** The Flyers defeat Tampa Bay 4-1 to win the Round Robin portion of the Stanley Cup Qualifiers and take the top seed in the Eastern Conference. It's the first time in 20 years that the Flyers enter the playoffs as the top seed in the East.
- **AUGUST 21, 2020:** The Flyers defeat Montreal 3-2 in Game 6 of their First Round series to advance to the second round. It marks the first playoff series win for the Flyers since the 2012 Eastern Conference Quarterfinals.
- **SEPTEMBER 5, 2020:** The Flyers fall short in their quest to come back from a 3-1 series deficit to the New York Islanders, who take a 4-0 win in Game 7. It was the 17th Game 7 in franchise history and the first in which the Flyers were shut out.
- **OCTOBER 6-7, 2020:** The NHL stages another historic first made necessary by the COVID-19 pandemic as the 2020 NHL Draft is staged virtually, with all 31 teams drafting from headquarters in their own cities.
- **JANUARY 13, 2021:** As the COVID-19 pandemic continues, the NHL begins a 56-game 2020-21 season with teams temporarily grouped into geographical divisions, with all 56 game taking place within the division. Much of the season is played in two-game series in the same city to cut down on travel. The Flyers are grouped with other Mid-Atlantic and Northeastern teams in the MassMutual East Division and win their opener 6-3 at Wells Fargo Center with no fans in attendance.
- **FEBRUARY 9-14, 2021:** The Flyers have four game postponed due to several players being in the NHL COVID protocol. The season resumes with a 3-2 shootout win over the Rangers at home on February 18.
- **FEBRUARY 21, 2021:** The Flyers play the fifth outdoor game in their history, dropping a 7-3 decision to Boston at Lake Tahoe, Nevada.
- **MARCH 4, 2021:** After playing their first 10 home games without fans in the arena, the Flyers welcome 2,800 supporters to Wells Fargo Center for a 4-3 win over Pittsburgh, the first game with fans in the building in almost one calendar year.
- **MAY 10, 2021:** The Flyers conclude the abbreviated season with a 4-2 win vs. New Jersey.
- **JUNE 15, 2021:** Oskar Lindblom was awarded the Bill Masterton Memorial Trophy for his impact and return to the ice after overcoming Ewing's Sarcoma. Lindblom was diagnosed in December of 2019 and made his return in September of 2020 for Games 6 and 7 of the second round of the Stanley Cup Playoffs.
- **OCTOBER 15, 2021:** The Wells Fargo Center returns to full capacity for the first time amid the COVID-19 pandemic as the Flyers lose 5-4 in a shootout to Vancouver to open the 2021-22 season.
- **OCTOBER 18, 2021:** The Flyers won 6-1 against the NHL's newly added 32nd team, Seattle Kraken.
- **NOVEMBER 16, 2021:** In a pregame ceremony before hosting the Calgary Flames, the Flyers induct Paul Holmgren and Rick Tocchet into the Flyers Hall of Fame.
- **DECEMBER 6, 2021:** Alain Vigneault is relieved of his duties as head coach of the Flyers and is replaced on an interim basis



HISTORIC MOMENTS

by assistant coach Mike Yeo, who becomes the 22nd head coach of the team.

- **DECEMBER 9, 2021:** Paul Holmgren inducted into the United States Hockey Hall of Fame as a member of the Class of 2021.
- **DECEMBER 29, 2021:** Claude Giroux records his 600th career assist in a 3-2 overtime win over Seattle. With his assist, Giroux moves into second place all-time in franchise history with 884 points, which surpassed Flyers and Hockey Hall of Famer, Bill Barber.
- **JANUARY 25, 2022:** Keith Yandle skated in his 965th consecutive NHL game at UBS Arena against the New York Islanders to set an NHL record for most consecutive games played. Yandle has not missed a game since March 26, 2009.
- **FEBRUARY 8, 2022:** Daniel Briere is appointed to the position of Special Assistant to the General Manager.
- **MARCH 17, 2022:** Claude Giroux plays in his 1000th career game in a 5-4 win vs. Nashville. The Flyers honored Giroux prior to the game.
- **MARCH 19, 2022:** The Flyers trade Claude Giroux, the longest-tenured captain in franchise history, to Florida. Giroux spent all 15 of his NHL season in Philadelphia, ranks second in Flyers history in points (900), assists (609), games played (1,000) and is the Flyers all-time leader in overtime goals (11) and points on the power-play (339).
- **APRIL 9, 2022:** In a pregame ceremony, the Flyers honor franchise legend Lou Nolan, who is celebrating his 50th year as the team's Public Address Announcer.
- **MAY 16, 2022:** Kevin Hayes has been named a finalist for the Bill Masterton Memorial Trophy for his return to the Flyers lineup after the sudden and tragic passing of his brother, Jimmy Hayes, and on three occasions required surgery to overcome injury and a blood infection.
- **JUNE 17, 2022:** John Tortorella is named the 23rd head coach in Flyers history.
- **JULY 12, 2022:** The Flyers have placed forward Oskar Lindblom on waivers for the purposes of buying out the final year of his contract. In recognition of Oskar's inspiration to the City of Philadelphia and the team, Flyers Charities made a donation of \$100,000 in Oskar's name to a local organization that supports families impacted by cancer.
- **FEBRUARY 14, 2023:** Daniel Hilferty is named CEO of Comcast Spectacor. Valerie Camillo is named President and CEO of Spectacor Sports and Entertainment.
- **MARCH 10, 2023:** The Flyers relieve Chuck Fletcher of his duties as general manager and president of hockey operations. Daniel Briere is named interim general manager.
- **MARCH 27, 2023:** Dave Scott retires as Chairman of Comcast Spectacor and governor of the Flyers. Daniel Hilferty is named the new chairman and governor.
- **MAY 11, 2023:** Daniel Briere becomes the tenth general manager (interim tag removed) of the Flyers. Keith Jones is named President of Hockey Operations.
- **DECEMBER 29, 2023:** John Tortorella became the eighth coach in NHL history to reach 1,500 games — and the first born in the United States — when the Philadelphia Flyers faced off against the Seattle Kraken at Climate Pledge Arena in Seattle.
- **DECEMBER 28, 2023:** The Flyers' 4-1 victory in Vancouver gave Tortorella his 723rd win as a coach, moving him into sole possession of 10th place on the all-time list.
- **JANUARY 27, 2024:** Mark Recchi, who played 10 of 22 NHL seasons with the Philadelphia Flyers, was inducted into the Flyers Hall of Fame.
- **FEBRUARY 14, 2024:** Sean Couturier named 20th captain in Franchise history. Travis Konecny also named Alternate Captain.
- **FEBRUARY 17, 2024:** The Philadelphia Flyers tie the NHL record for most outdoors games played (6). While playing against the New Jersey Devils at MetLife Stadium in front of more than 70,000 fans.

48

MORGAN
FROST



PLAYOFF
HISTORY



ALL-TIME PLAYOFF RECORDS

FLYERS ALL-TIME PLAYOFF RECORD

SERIES RECORD: 44-38	GP	W	L	PCT	GF	GA
HOME	232	135	97	.582	733	645
AWAY	217	96	121	.442	602	687
TOTALS	449	231	218	.514	1,335	1,332

* Flyers all-time record and all-time game totals vs. Boston, Tampa Bay and Washington include round-robin games from 2020 Stanley Cup Playoffs. Series records do not include the round-robin.

TEAM	GP	W	L	PCT	GF	GA
BOSTON BRUINS	SERIES RECORD: 3-3					
HOME	15	8	7	.533	44	44
AWAY	17	6	11	.353	46	57
TOTALS	32	14	18	.438	90	101

TEAM	GP	W	L	PCT	GF	GA
BUFFALO SABRES	SERIES RECORD: 6-3					
HOME	27	19	8	.704	90	66
AWAY	23	10	13	.435	56	75
TOTALS	50	29	21	.580	146	141

TEAM	GP	W	L	PCT	GF	GA
CALGARY/ATLANTA	SERIES RECORD: 1-1					
HOME	6	4	2	.667	27	15
AWAY	5	3	2	.600	16	13
TOTALS	11	7	4	.636	43	28

TEAM	GP	W	L	PCT	GF	GA
CHICAGO BLACKHAWKS	SERIES RECORD: 0-2					
HOME	5	2	3	.400	16	19
AWAY	5	0	5	.000	14	26
TOTALS	10	2	8	.200	30	45

TEAM	GP	W	L	PCT	GF	GA
COLORADO/QUEBEC	SERIES RECORD: 2-0					
HOME	6	5	1	.833	29	18
AWAY	5	2	3	.400	10	11
TOTALS	11	7	4	.636	39	29

TEAM	GP	W	L	PCT	GF	GA
DALLAS/MINNESOTA	SERIES RECORD: 2-0					
HOME	6	4	2	.667	26	15
AWAY	5	4	1	.800	15	11
TOTALS	11	8	3	.727	41	26

TEAM	GP	W	L	PCT	GF	GA
DETROIT RED WINGS	SERIES RECORD: 0-1					
HOME	2	0	2	.000	4	8
AWAY	2	0	2	.000	2	8
TOTALS	4	0	4	.000	6	16

TEAM	GP	W	L	PCT	GF	GA
EDMONTON OILERS	SERIES RECORD: 1-2					
HOME	7	5	2	.714	23	17
AWAY	8	2	6	.250	21	32
TOTALS	15	7	8	.467	44	49

TEAM	GP	W	L	PCT	GF	GA
FLORIDA PANTHERS	SERIES RECORD: 0-1					
HOME	3	1	2	.333	4	6
AWAY	3	1	2	.333	7	9
TOTALS	6	2	4	.333	11	15

TEAM	GP	W	L	PCT	GF	GA
MONTREAL CANADIENS	SERIES RECORD: 4-3					
HOME	18	7	11	.389	43	56
AWAY	19	12	7	.632	57	50
TOTALS	37	19	18	.514	100	106

TEAM	GP	W	L	PCT	GF	GA
NEW JERSEY/COLORADO	SERIES RECORD: 3-3					
HOME	16	8	8	.500	37	45
AWAY	14	8	6	.571	38	32
TOTALS	30	16	14	.533	75	77

TEAM	GP	W	L	PCT	GF	GA
NEW YORK ISLANDERS	SERIES RECORD: 3-2					
HOME	18	12	6	.667	59	43
AWAY	14	5	9	.357	40	50
TOTALS	32	17	15	.531	99	93

TEAM	GP	W	L	PCT	GF	GA
NEW YORK RANGERS	SERIES RECORD: 6-5					
HOME	30	19	11	.633	100	92
AWAY	24	11	13	.458	73	80
TOTALS	54	30	24	.556	173	172

TEAM	GP	W	L	PCT	GF	GA
OTTAWA SENATORS	SERIES RECORD: 0-2					
HOME	6	2	4	.333	6	13
AWAY	5	1	4	.200	6	15
TOTALS	11	3	8	.273	12	28

TEAM	GP	W	L	PCT	GF	GA
PITTSBURGH PENGUINS	SERIES RECORD: 4-3					
HOME	20	10	10	.500	71	72
AWAY	21	11	10	.524	65	71
TOTALS	41	21	20	.512	136	143

TEAM	GP	W	L	PCT	GF	GA
ST. LOUIS BLUES	SERIES RECORD: 0-2					
HOME	6	2	4	.333	12	15
AWAY	5	1	4	.200	8	19
TOTALS	11	3	8	.273	20	34

TEAM	GP	W	L	PCT	GF	GA
TAMPA BAY LIGHTNING	SERIES RECORD: 1-1					
HOME	6	4	2	.667	21	16
AWAY	8	4	4	.500	28	19
TOTALS	14	8	6	.571	49	35

TEAM	GP	W	L	PCT	GF	GA
TORONTO MAPLE LEAFS	SERIES RECORD: 5-1					
HOME	19	14	5	.737	70	33
AWAY	17	8	9	.471	49	52
TOTALS	36	22	14	.611	119	85

TEAM	GP	W	L	PCT	GF	GA
VANCOUVER CANUCKS	SERIES RECORD: 1-0					
HOME	2	1	1	.500	9	5
AWAY	1	1	0	1.000	6	4
TOTALS	3	2	1	.667	15	9

TEAM	GP	W	L	PCT	GF	GA
WASHINGTON CAPITALS	SERIES RECORD: 2-3					
HOME	4	8	6	.571	42	47
AWAY	16	6	10	.375	45	53
TOTALS	30	14	16	.467	87	100

PLAYOFF HISTORY VS. NHL TEAMS

TEAM	YEAR	SERIES	WINNER	W	L	GF	GA	
Boston	1974	Stanley Cup Final	Flyers	4	2	15	13	
	1976	Semifinals	Flyers	4	1	19	12	
	1977	Semifinals	Bruins	0	4	8	14	
	1978	Semifinals	Bruins	1	4	15	21	
	2010	Conf. Semifinals	Flyers	4	3	22	20	
	2011	Conf. Semifinals	Bruins	0	4	7	20	
Buffalo	2020	Round Robin	Flyers	1	0	4	1	
	1975	Stanley Cup Final	Flyers	4	2	19	12	
	1978	Quarterfinals	Flyers	4	1	16	11	
	1995	Conf. Quarterfinals	Flyers	4	1	18	13	
	1997	Conf. Semifinals	Flyers	4	1	21	13	
	1998	Conf. Quarterfinals	Sabres	1	4	9	18	
	2000	Conf. Quarterfinals	Flyers	4	1	14	8	
	2001	Conf. Quarterfinals	Sabres	2	4	13	21	
Calgary	2006	Conf. Quarterfinals	Sabres	2	4	14	27	
	2011	Conf. Quarterfinals	Flyers	4	3	22	18	
	1974	Quarterfinals	Flyers	4	0	17	6	
	1981	Quarterfinals	Flames	3	4	26	22	
	Chicago	1971	Quarterfinals	Blackhawks	0	4	8	20
		2010	Stanley Cup Final	Blackhawks	2	4	22	25
	Colorado	1981	Prelimin. Round	Flyers	3	2	22	17
		1985	Conf. Finals	Flyers	4	2	17	12
	Dallas/Minnesota	1973	Quarterfinals	Flyers	4	2	14	12
		1980	Semifinals	Flyers	4	1	27	14
Detroit	1997	Finals	Red Wings	0	4	6	16	
Edmonton	1980	Prelimin. Round	Flyers	3	0	12	6	
	1985	Stanley Cup Final	Oilers	1	4	14	21	
	1987	Stanley Cup Final	Oilers	3	4	18	22	
Florida	1996	Conf. Semifinals	Panthers	2	4	11	15	
Montreal	1973	Semifinals	Canadiens	1	4	13	19	
	1976	Stanley Cup Final	Canadiens	0	4	9	14	
	1987	Conf. Finals	Flyers	4	2	22	22	
	1989	Conf. Finals	Canadiens	2	4	8	17	
	2008	Conf. Semifinals	Flyers	4	1	20	14	
	2010	Conf. Finals	Flyers	4	1	17	7	
	2020	Conf. Quarterfinals	Flyers	4	2	11	13	
New Jersey	1978	Prelimin. Round	Flyers	2	0	6	3	
	1995	Conf. Finals	Devils	2	4	14	20	
	2000	Conf. Finals	Devils	3	4	15	18	
	2004	Conf. Quarterfinals	Flyers	4	1	14	9	
	2010	Conf. Quarterfinals	Flyers	4	1	15	9	
NY Islanders	2012	Conf. Semifinals	Devils	1	4	11	18	
	1975	Semifinals	Flyers	4	3	19	16	
	1980	Stanley Cup Final	Islanders	2	4	25	26	
	1985	Division Finals	Flyers	4	1	16	11	
	1987	Division Finals	Flyers	4	3	23	16	
	2020	Conf. Semifinals	Islanders	3	4	16	24	
NY Rangers	1974	Semifinals	Flyers	4	3	22	17	
	1979	Quarterfinals	Rangers	1	4	8	28	
	1980	Quarterfinals	Flyers	4	1	14	7	
	1982	Division Semifinals	Rangers	1	3	15	19	



PLAYOFF HISTORY VS. NHL TEAMS

TEAM	YEAR	SERIES	WINNER	W	L	GF	GA
	1983	Division Semifinals	Rangers	0	3	9	18
	1985	Division Semifinals	Flyers	3	0	14	10
	1986	Division Semifinals	Rangers	2	3	15	18
	1987	Division Semifinals	Flyers	4	2	22	13
	1995	Conf. Semifinals	Flyers	4	0	18	10
	1997	Conf. Finals	Flyers	4	1	20	13
	2014	Quarterfinals	Rangers	3	4	16	19
Ottawa	2002	Conf. Quarterfinals	Senators	1	4	2	11
	2003	Conf. Semifinals	Senators	2	4	10	17
Pittsburgh	1989	Division Finals	Flyers	4	3	31	24
	1997	Conf. Quarterfinals	Flyers	4	1	20	13
	2000	Conf. Semifinals	Flyers	4	2	15	14
	2008	Conf. Finals	Penguins	1	4	9	20
	2009	Conf. Quarterfinals	Penguins	2	4	16	18
	2012	Conf. Quarterfinals	Flyers	4	2	30	26
	2018	Conf. Quarterfinals	Penguins	2	4	15	28
St. Louis	1968	Quarterfinals	Blues	3	4	17	17
	1969	Quarterfinals	Blues	0	4	3	17
Tampa Bay	1996	Conf. Quarterfinals	Flyers	4	2	26	13
	2004	Conf. Finals	Lightning	3	4	19	21
	2020	Round Robin	Flyers	1	0	4	1
Toronto	1975	Quarterfinals	Flyers	4	0	15	6
	1976	Quarterfinals	Flyers	4	3	33	23
	1977	Quarterfinals	Flyers	4	2	19	18
	1999	Conf. Quarterfinals	Maple Leafs	2	4	11	9
	2003	Conf. Quarterfinals	Flyers	4	3	24	16
	2004	Conf. Semifinals	Flyers	4	2	17	13
Vancouver	1979	Prelimin. Round	Flyers	2	1	15	9
Washington	1984	Division Semifinals	Capitals	0	3	5	15
	1988	Division Semifinals	Capitals	3	4	25	31
	1989	Division Semifinals	Flyers	4	2	25	19
	2008	Conf. Quarterfinals	Flyers	4	3	23	20
	2016	Conf. Quarterfinals	Capitals	2	4	6	14
	2020	Round Robin	Flyers	1	0	3	1

*2020 Round Robin games vs. Boston, Tampa Bay & Washington included here for reference. The three games do not affect the all-time series record against those teams.

TEAM-BY-TEAM SERIES HISTORY

TEAM	SERIES	W	L	GP	W	L	GF	GA	LAST	RND	RESULT
Boston^	6	3	3	32	14	18	90	101	2011	CSF	L4-0
Buffalo	9	6	3	50	29	21	146	141	2011	CQF	W4-3
Calgary*	2	1	1	11	7	4	43	28	1981	QF	L3-4
Chicago	2	0	2	10	2	8	30	45	2010	F	L2-4
Colorado	2	2	0	11	7	4	39	29	1985	CF	W4-2
Dallas**	2	2	0	11	8	3	41	26	1980	SF	W4-1
Detroit	1	0	1	4	0	4	6	16	1997	F	L0-4
Edmonton	3	1	2	15	7	8	44	49	1987	F	L3-4
Florida	1	0	1	6	2	4	11	15	1996	CSF	L2-4
Montreal	7	4	3	37	19	18	100	106	2020	CQF	W4-2
New Jersey***	6	3	3	30	16	14	75	77	2012	CSF	L1-4
NY Islanders	5	3	2	32	17	15	99	93	2020	CSF	L3-4
NY Rangers	11	6	5	54	30	24	173	172	2014	QF	L3-4
Ottawa	2	0	2	11	3	8	12	28	2003	CSF	L2-4
Pittsburgh	7	4	3	41	21	20	136	143	2018	CQF	L2-4
St. Louis	2	0	2	11	3	8	20	34	1969	QF	L0-4
Tampa Bay^	2	1	1	14	8	6	49	35	2004	CF	L3-4
Toronto	6	5	1	36	22	14	119	85	2004	CSF	W4-2
Vancouver^	1	1	0	3	2	1	15	9	1979	PR	W2-1
Washington	5	2	3	30	14	16	87	100	2016	CQF	L2-4

*INCLUDES SERIES VS. ATLANTA FLAMES | **INCLUDES SERIES VS. MINNESOTA NORTH STARS

***INCLUDES SERIES VS. COLORADO ROCKIES

^ GAME TOTALS INCLUDE 2020 ROUND-ROBIN GAMES, SERIES TOTALS DO NOT

PR - INDICATES PRELIMINARY ROUND

FR - INDICATES FIRST ROUND

DSF - INDICATES DIVISION SEMIFINAL

DF - INDICATES DIVISION FINAL

CQF - INDICATES CONFERENCE QUARTERFINAL

CSF - INDICATES CONFERENCE SEMIFINAL

QF - INDICATES QUARTERFINAL

SF - INDICATES SEMIFINAL

CF - INDICATES CONFERENCE FINAL

F - INDICATES FINAL

PLAYOFF OVERTIME RECORD BY OPPONENT

TEAM	HOME			ROAD			OVERALL		
	GP	W	L	GP	W	L	GP	W	L
Boston	5	2	3	3	1	2	8	3	5
Buffalo	5	1	4	5	1	4	10	2	8
Calgary/ Atlanta	0	0	0	1	1	0	1	1	0
Chicago	2	1	1	0	0	0	2	1	1
Colorado/ Quebec	0	0	0	2	0	2	2	0	2
Dallas/ Minnesota	1	1	0	0	0	0	1	1	0
Edmonton	1	1	0	2	1	1	3	2	1
Florida	1	0	1	1	0	1	2	0	2
Montreal	1	1	0	4	2	2	5	3	2
New Jersey/ Colorado	3	3	0	2	1	1	5	4	1
NY Islanders	4	3	1	3	1	2	7	4	3
NY Rangers	4	4	0	1	0	1	5	4	1
Ottawa	3	1	2	0	0	0	3	1	2
Pittsburgh	1	0	1	4	3	1	5	3	2
St. Louis	0	0	0	2	1	1	2	1	1
Tampa Bay	2	1	1	1	0	1	3	1	2
Toronto	0	0	0	8	5	3	8	5	3
Washington	3	2	1	2	1	1	5	3	2
TOTALS	36	21	15	41	18	23	77	39	38



STANLEY CUP PLAYOFF RESULTS

1968

QUARTERFINALS (3-4)

4/4	St. Louis	1	at	FLYERS	0	L
4/6	St. Louis	3	at	FLYERS	4	W
4/10	FLYERS	2	at	St. Louis	3-OT	L
4/11	FLYERS	2	at	St. Louis	5	L
4/13	St. Louis	1	at	FLYERS	6	W
4/16	FLYERS	2	at	St. Louis	2-OT	W
4/18	St. Louis	3	at	FLYERS	1	L

1969

QUARTERFINALS (0-4)

4/2	FLYERS	2	at	St. Louis	5	L
4/3	FLYERS	0	at	St. Louis	5	L
4/5	St. Louis	3	at	FLYERS	0	L
4/6	St. Louis	4	at	FLYERS	1	L

1970 MISSED PLAYOFFS

1971

QUARTERFINALS (0-4)

4/7	FLYERS	2	at	Chicago	5	L
4/8	FLYERS	2	at	Chicago	6	L
4/10	Chicago	3	at	FLYERS	2	L
4/11	Chicago	6	at	FLYERS	2	L

1972 MISSED PLAYOFFS

1973

QUARTERFINALS (4-2)

4/4	Minnesota	3	at	FLYERS	0	L
4/5	Minnesota	1	at	FLYERS	4	W
4/7	FLYERS	0	at	Minnesota	5	L
4/8	FLYERS	3	at	Minnesota	0	W
4/10	Minnesota	2	at	FLYERS	3-OT	W
4/12	FLYERS	4	at	Minnesota	1	W

SEMIFINALS (1-4)

4/14	FLYERS	5	at	Montreal	4-OT	W
4/16	FLYERS	3	at	Montreal	4-OT	L
4/19	Montreal	2	at	FLYERS	1	L
4/22	Montreal	4	at	FLYERS	1	L
4/24	FLYERS	3	at	Montreal	5	L

1974

QUARTERFINALS (4-0)

4/9	Atlanta	1	at	FLYERS	4	W
4/11	Atlanta	1	at	FLYERS	5	W
4/12	FLYERS	4	at	Atlanta	1	W
4/14	FLYERS	4	at	Atlanta	3-OT	W

SEMIFINAL (4-3)

4/20	NY Rangers	0	at	FLYERS	4	W
4/23	NY Rangers	2	at	FLYERS	5	W
4/25	FLYERS	3	at	NY Rangers	5	L
4/28	FLYERS	1	at	NY Rangers	2-OT	L
4/30	NY Rangers	1	at	FLYERS	4	W
5/2	FLYERS	1	at	NY Rangers	4	L
5/5	NY Rangers	3	at	FLYERS	4	W

STANLEY CUP FINAL (4-2)

5/7	FLYERS	2	at	Boston	3	L
5/9	FLYERS	3	at	Boston	2-OT	W
5/12	Boston	1	at	FLYERS	4	W
5/14	Boston	2	at	FLYERS	4	W
5/16	FLYERS	1	at	Boston	5	L
5/19	Boston	0	at	FLYERS	1	W

****FLYERS WIN STANLEY CUP****

1975

QUARTERFINALS (4-0)

4/13	Toronto	3	at	FLYERS	6	W
4/15	Toronto	0	at	FLYERS	3	W

4/17	FLYERS	2	at	Toronto	0	W
4/19	FLYERS	4	at	Toronto	3-OT	W

SEMIFINALS (4-3)

4/29	NY Islanders	0	at	FLYERS	4	W
5/1	NY Islanders	4	at	FLYERS	5-OT	W
5/4	FLYERS	1	at	NY Islanders	0	W
5/7	FLYERS	3	at	NY Islanders	4-OT	L
5/8	NY Islanders	5	at	FLYERS	1	L
5/11	FLYERS	1	at	NY Islanders	2	L
5/13	NY Islanders	1	at	FLYERS	4	W

STANLEY CUP FINAL (4-2)

5/15	Buffalo	1	at	FLYERS	4	W
5/18	Buffalo	1	at	FLYERS	2	W
5/20	FLYERS	4	at	Buffalo	5-OT	L
5/22	FLYERS	2	at	Buffalo	4	L
5/25	Buffalo	1	at	FLYERS	5	W
5/27	FLYERS	2	at	Buffalo	0	W

****FLYERS WIN STANLEY CUP****

1976

QUARTERFINALS (4-3)

4/12	Toronto	1	at	FLYERS	4	W
4/13	Toronto	1	at	FLYERS	3	W
4/15	FLYERS	4	at	Toronto	5	L
4/17	FLYERS	3	at	Toronto	4	L
4/20	Toronto	1	at	FLYERS	7	W
4/22	FLYERS	5	at	Toronto	8	L
4/25	Toronto	3	at	FLYERS	7	W

SEMIFINALS (4-1)

4/27	Boston	4	at	FLYERS	2	L
4/29	Boston	1	at	FLYERS	2-OT	W
5/2	FLYERS	5	at	Boston	2	W
5/4	FLYERS	4	at	Boston	2	W
5/6	Boston	3	at	FLYERS	6	W

STANLEY CUP FINAL (0-4)

5/9	FLYERS	3	at	Montreal	4	L
5/11	FLYERS	1	at	Montreal	2	L
5/13	Montreal	3	at	FLYERS	2	L
5/16	Montreal	5	at	FLYERS	3	L

1977

QUARTERFINALS (4-2)

4/11	Toronto	3	at	FLYERS	2	L
4/13	Toronto	4	at	FLYERS	1	L
4/15	FLYERS	4	at	Toronto	3-OT	W
4/17	FLYERS	6	at	Toronto	5-OT	W
4/19	Toronto	0	at	FLYERS	2	W
4/21	FLYERS	4	at	Toronto	3	W

SEMIFINALS (0-4)

4/24	Boston	4	at	FLYERS	3-OT	L
4/26	Boston	5	at	FLYERS	4-OT	L
4/28	FLYERS	1	at	Boston	2	L
5/1	FLYERS	0	at	Boston	3	L

1978

PRELIMINARY ROUND (2-0)

4/11	Colorado	2	at	FLYERS	3-OT	W
4/13	FLYERS	3	at	Colorado	1	W

QUARTERFINALS (4-1)

4/17	Buffalo	1	at	FLYERS	4	W
4/19	Buffalo	2	at	FLYERS	3	W
4/22	FLYERS	1	at	Buffalo	4	L
4/23	FLYERS	4	at	Buffalo	2	W
4/25	Buffalo	2	at	FLYERS	4	W

SEMIFINALS (1-4)

5/2	FLYERS	2	at	Boston	3-OT	L
5/4	FLYERS	5	at	Boston	7	L
5/7	Boston	1	at	FLYERS	3	W
5/9	Boston	4	at	FLYERS	2	L
5/11	FLYERS	3	at	Boston	6	L

STANLEY CUP PLAYOFF RESULTS

1979

PRELIMINARY ROUND (2-1)

4/10 Vancouver	3 at FLYERS	2	L
4/12 FLYERS	6 at Vancouver	4	W
4/14 Vancouver	2 at FLYERS	7	W

QUARTERFINALS (1-4)

4/16 NY Rangers	2 at FLYERS	3-OT	W
4/18 NY Rangers	7 at FLYERS	1	L
4/20 FLYERS	1 at NY Rangers	5	L
4/22 FLYERS	0 at NY Rangers	6	L
4/24 NY Rangers	8 at FLYERS	3	L

1980

PRELIMINARY ROUND (3-0)

4/8 Edmonton	3 at FLYERS	4-OT	W
4/9 Edmonton	1 at FLYERS	5	W
4/11 FLYERS	3 at Edmonton	2-OT	W

QUARTERFINALS (4-1)

4/16 NY Rangers	1 at FLYERS	2	W
4/17 NY Rangers	1 at FLYERS	4	W
4/19 FLYERS	3 at NY Rangers	0	W
4/20 FLYERS	2 at NY Rangers	4	L
4/22 NY Rangers	1 at FLYERS	3	W

SEMIFINALS (4-1)

4/29 Minnesota	6 at FLYERS	5	L
5/1 Minnesota	0 at FLYERS	7	W
5/4 FLYERS	5 at Minnesota	3	W
5/6 FLYERS	3 at Minnesota	2	W
5/8 Minnesota	3 at FLYERS	7	W

STANLEY CUP FINAL (2-4)

5/13 NY Islanders	4 at FLYERS	3-OT	L
5/15 NY Islanders	3 at FLYERS	8	W
5/17 FLYERS	2 at NY Islanders	6	L
5/19 FLYERS	2 at NY Islanders	5	L
5/22 NY Islanders	3 at FLYERS	6	W
5/24 FLYERS	4 at NY Islanders	5-OT	L

1981

PRELIMINARY ROUND (3-2)

4/8 Quebec	4 at FLYERS	6	W
4/9 Quebec	5 at FLYERS	8	W
4/11 FLYERS	0 at Quebec	2	L
4/12 FLYERS	3 at Quebec	4-OT	L
4/14 Quebec	2 at FLYERS	5	W

QUARTERFINALS (3-4)

4/16 Calgary	0 at FLYERS	4	W
4/17 Calgary	5 at FLYERS	4	L
4/19 FLYERS	1 at Calgary	2	L
4/20 FLYERS	4 at Calgary	5	L
4/22 Calgary	4 at FLYERS	9	W
4/24 FLYERS	3 at Calgary	2	W
4/26 Calgary	4 at FLYERS	1	L

1982

PATRICK DIVISION SEMIFINALS (1-3)

4/7 FLYERS	4 at NY Rangers	1	W
4/8 FLYERS	3 at NY Rangers	7	L
4/10 NY Rangers	4 at FLYERS	3	L
4/11 NY Rangers	7 at FLYERS	5	L

1983

PATRICK DIVISION SEMIFINALS (0-3)

4/5 NY Rangers	5 at FLYERS	3	L
4/7 NY Rangers	4 at FLYERS	3	L
4/9 FLYERS	3 at NY Rangers	9	L

1984

PATRICK DIVISION SEMIFINALS (0-3)

4/4 FLYERS	2 at Washington	4	L
4/5 FLYERS	2 at Washington	6	L

4/7 Washington	5 at FLYERS	1	L
----------------	-------------	---	---

1985

PATRICK DIVISION SEMIFINALS (3-0)

4/10 NY Rangers	4 at FLYERS	5-OT	W
4/11 NY Rangers	1 at FLYERS	3	W
4/13 FLYERS	6 at NY Rangers	5	W

PATRICK DIVISION FINALS (4-1)

4/18 NY Islanders	0 at FLYERS	3	W
4/21 NY Islanders	2 at FLYERS	5	W
4/23 FLYERS	5 at NY Islanders	3	W
4/25 FLYERS	2 at NY Islanders	6	L
4/28 NY Islanders	0 at FLYERS	1	W

WALES CONFERENCE FINALS (4-2)

5/5 FLYERS	1 at Quebec	2-OT	L
5/7 FLYERS	4 at Quebec	2	W
5/9 Quebec	2 at FLYERS	4	W
5/12 Quebec	5 at FLYERS	3	L
5/14 FLYERS	2 at Quebec	1	W
5/16 Quebec	0 at FLYERS	3	W

STANLEY CUP FINAL (1-4)

5/21 Edmonton	1 at FLYERS	4	W
5/23 Edmonton	3 at FLYERS	1	L
5/25 FLYERS	3 at Edmonton	4	L
5/28 FLYERS	3 at Edmonton	5	L
5/30 FLYERS	3 at Edmonton	8	L

1986

PATRICK DIVISION SEMIFINALS (2-3)

4/9 NY Rangers	6 at FLYERS	2	L
4/10 NY Rangers	1 at FLYERS	2	W
4/12 FLYERS	2 at NY Rangers	5	L
4/14 FLYERS	7 at NY Rangers	1	W
4/15 NY Rangers	5 at FLYERS	2	L

1987

PATRICK DIVISION SEMIFINALS (4-2)

4/8 NY Rangers	3 at FLYERS	0	L
4/9 NY Rangers	3 at FLYERS	8	W
4/11 FLYERS	3 at NY Rangers	0	W
4/12 FLYERS	3 at NY Rangers	6	L
4/14 NY Rangers	1 at FLYERS	3	W
4/16 FLYERS	5 at NY Rangers	0	W

PATRICK DIVISION FINALS (4-3)

4/20 NY Islanders	2 at FLYERS	4	W
4/22 NY Islanders	2 at FLYERS	1	L
4/24 FLYERS	4 at NY Islanders	1	W
4/26 FLYERS	6 at NY Islanders	4	W
4/28 NY Islanders	2 at FLYERS	1	L
4/30 FLYERS	2 at NY Islanders	4	L
5/2 NY Islanders	1 at FLYERS	5	W

WALES CONFERENCE FINALS (4-2)

5/4 Montreal	3 at FLYERS	4-OT	W
5/6 Montreal	5 at FLYERS	2	L
5/8 FLYERS	4 at Montreal	3	W
5/10 FLYERS	6 at Montreal	3	W
5/12 Montreal	5 at FLYERS	2	L
5/14 FLYERS	4 at Montreal	3	W

STANLEY CUP FINAL (3-4)

5/17 FLYERS	2 at Edmonton	4	L
5/20 FLYERS	2 at Edmonton	3-OT	L
5/22 Edmonton	3 at FLYERS	5	W
5/24 Edmonton	4 at FLYERS	1	L
5/26 FLYERS	4 at Edmonton	3	W
5/28 Edmonton	2 at FLYERS	3	W
5/31 FLYERS	1 at Edmonton	3	L

1988

PATRICK DIVISION SEMIFINALS (3-4)



STANLEY CUP PLAYOFF RESULTS

4/6	FLYERS	4	at	Washington	2	W
4/7	FLYERS	4	at	Washington	5	L
4/9	Washington	3	at	FLYERS	4	W
4/10	Washington	4	at	FLYERS	5-OT	W
4/12	FLYERS	2	at	Washington	5	L
4/14	Washington	7	at	FLYERS	2	L
4/16	FLYERS	4	at	Washington	5-OT	L

1989

PATRICK DIVISION SEMIFINALS (4-2)

4/5	FLYERS	2	at	Washington	3	L
4/6	FLYERS	3	at	Washington	2	W
4/8	Washington	4	at	FLYERS	3-OT	L
4/9	Washington	2	at	FLYERS	5	W
4/11	FLYERS	8	at	Washington	5	W
4/13	Washington	3	at	FLYERS	4	W

PATRICK DIVISION FINALS (4-3)

4/17	FLYERS	3	at	Pittsburgh	4	L
4/19	FLYERS	4	at	Pittsburgh	2	W
4/21	Pittsburgh	4	at	FLYERS	3-OT	L
4/23	Pittsburgh	1	at	FLYERS	4	W
4/25	FLYERS	7	at	Pittsburgh	10	L
4/27	Pittsburgh	2	at	FLYERS	6	W
4/29	FLYERS	4	at	Pittsburgh	1	W

WALES CONFERENCE FINALS (2-4)

5/1	FLYERS	3	at	Montreal	1	W
5/3	FLYERS	0	at	Montreal	3	L
5/5	Montreal	5	at	FLYERS	1	L
5/7	Montreal	3	at	FLYERS	0	L
5/9	FLYERS	2	at	Montreal	1-OT	W
5/11	Montreal	4	at	FLYERS	2	L

1990 MISSED PLAYOFFS

1991 MISSED PLAYOFFS

1992 MISSED PLAYOFFS

1993 MISSED PLAYOFFS

1994 MISSED PLAYOFFS

1995

EASTERN CONFERENCE

QUARTERFINALS (4-1)

5/7	Buffalo	3	at	FLYERS	4-OT	W
5/8	Buffalo	1	at	FLYERS	3	W
5/10	FLYERS	1	at	Buffalo	3	L
5/12	FLYERS	4	at	Buffalo	2	W
5/14	Buffalo	4	at	FLYERS	6	W

EASTERN CONFERENCE

SEMIFINALS (4-0)

5/21	NY Rangers	4	at	FLYERS	5-OT	W
5/22	NY Rangers	3	at	FLYERS	4-OT	W
5/24	FLYERS	5	at	NY Rangers	2	W
5/26	FLYERS	4	at	NY Rangers	1	W

EASTERN CONFERENCE FINALS (2-4)

6/3	New Jersey	4	at	FLYERS	1	L
6/5	New Jersey	5	at	FLYERS	2	L
6/7	FLYERS	3	at	New Jersey	2-OT	W
6/10	FLYERS	4	at	New Jersey	2	W
6/11	New Jersey	3	at	FLYERS	2	L
6/13	FLYERS	2	at	New Jersey	4	L

1996

EASTERN CONFERENCE

QUARTERFINALS (4-2)

4/16	Tampa Bay	3	at	FLYERS	7	W
4/18	Tampa Bay	2	at	FLYERS	1-OT	L
4/21	FLYERS	4	at	Tampa Bay	5-OT	L
4/23	FLYERS	4	at	Tampa Bay	1	W

4/25	Tampa Bay	1	at	FLYERS	4	W
4/27	FLYERS	6	at	Tampa Bay	1	W

EASTERN CONFERENCE

SEMIFINALS (2-4)

5/2	Florida	2	at	FLYERS	0	L
5/4	Florida	2	at	FLYERS	3	W
5/7	FLYERS	3	at	Florida	1	W
5/9	FLYERS	3	at	Florida	4-OT	L
5/12	Florida	2	at	FLYERS	1-OT	L
5/14	FLYERS	1	at	Florida	4	L

1997

EASTERN CONFERENCE

QUARTERFINALS (4-1)

4/17	Pittsburgh	1	at	FLYERS	5	W
4/19	Pittsburgh	2	at	FLYERS	3	W
4/21	FLYERS	5	at	Pittsburgh	3	W
4/23	FLYERS	1	at	Pittsburgh	4	L
4/26	Pittsburgh	3	at	FLYERS	6	W

EASTERN CONFERENCE

SEMIFINALS (4-1)

5/3	FLYERS	5	at	Buffalo	3	W
5/5	FLYERS	2	at	Buffalo	1	W
5/7	Buffalo	1	at	FLYERS	4	W
5/9	Buffalo	5	at	FLYERS	4-OT	L
5/11	FLYERS	6	at	Buffalo	3	W

EASTERN CONFERENCE FINALS (4-1)

5/16	NY Rangers	1	at	FLYERS	3	W
5/18	NY Rangers	5	at	FLYERS	4	L
5/20	FLYERS	6	at	NY Rangers	3	W
5/23	FLYERS	3	at	NY Rangers	2	W
5/25	NY Rangers	2	at	FLYERS	4	W

STANLEY CUP FINAL (0-4)

5/31	Detroit	4	at	FLYERS	2	L
6/3	Detroit	4	at	FLYERS	2	L
6/5	FLYERS	1	at	Detroit	6	L
6/7	FLYERS	1	at	Detroit	2	L

1998

EASTERN CONFERENCE

QUARTERFINALS (1-4)

4/22	Buffalo	3	at	FLYERS	2	L
4/24	Buffalo	2	at	FLYERS	3	W
4/27	FLYERS	1	at	Buffalo	6	L
4/29	FLYERS	1	at	Buffalo	4	L
5/1	Buffalo	3	at	FLYERS	2-OT	L

1999

EASTERN CONFERENCE

QUARTERFINALS (2-4)

4/22	FLYERS	3	at	Toronto	0	W
4/24	FLYERS	1	at	Toronto	2	L
4/26	Toronto	2	at	FLYERS	1	L
4/28	Toronto	2	at	FLYERS	5	W
4/30	FLYERS	1	at	Toronto	2-OT	L
5/2	Toronto	1	at	FLYERS	0	L

2000

EASTERN CONFERENCE

QUARTERFINALS (4-1)

4/13	Buffalo	2	at	FLYERS	3	W
4/14	Buffalo	1	at	FLYERS	2	W
4/16	FLYERS	2	at	Buffalo	0	W
4/18	FLYERS	2	at	Buffalo	3-OT	L
4/20	Buffalo	2	at	FLYERS	5	W

EASTERN CONFERENCE

STANLEY CUP PLAYOFF RESULTS

EMIFINALS (4-2)

4/27 Pittsburgh	2	at FLYERS	0	L
4/29 Pittsburgh	4	at FLYERS	1	L
5/2 FLYERS	4	at Pittsburgh	3-OT	W
5/4 FLYERS	2	at Pittsburgh	1-5OT	W
5/7 Pittsburgh	3	at FLYERS	6	W
5/9 FLYERS	2	at Pittsburgh	1	W

EASTERN CONFERENCE FINALS (3-4)

5/14 New Jersey	4	at FLYERS	1	L
5/16 New Jersey	3	at FLYERS	4	W
5/18 FLYERS	4	at New Jersey	2	W
5/20 FLYERS	3	at New Jersey	1	W
5/22 New Jersey	4	at FLYERS	1	L
5/24 FLYERS	1	at New Jersey	2	L
5/26 New Jersey	2	at FLYERS	1	L

2001

EASTERN CONFERENCE

QUARTERFINALS (2-4)

4/11 Buffalo	2	at FLYERS	1	L
4/14 Buffalo	4	at FLYERS	3-OT	L
4/16 FLYERS	3	at Buffalo	2	W
4/17 FLYERS	3	at Buffalo	4-OT	L
4/19 Buffalo	1	at FLYERS	3	W
4/21 FLYERS	0	at Buffalo	8	L

2002

EASTERN CONFERENCE

QUARTERFINALS (1-4)

4/17 Ottawa	0	at FLYERS	1-OT	W
4/20 Ottawa	3	at FLYERS	0	L
4/22 FLYERS	0	at Ottawa	3	L
4/24 FLYERS	0	at Ottawa	3	L
4/26 Ottawa	2	at FLYERS	1-OT	L

2003

EASTERN CONFERENCE

QUARTERFINALS (4-3)

4/9 Toronto	5	at FLYERS	3	L
4/11 Toronto	1	at FLYERS	4	W
4/14 FLYERS	3	at Toronto	4-2OT	L
4/16 FLYERS	3	at Toronto	2-3OT	W
4/19 Toronto	1	at FLYERS	4	W
4/21 FLYERS	1	at Toronto	2-2OT	L
4/22 Toronto	1	at FLYERS	6	W

EASTERN CONFERENCE

SEMIFINALS (2-4)

4/25 FLYERS	2	at Ottawa	4	L
4/27 FLYERS	2	at Ottawa	0	W
4/29 Ottawa	3	at FLYERS	2-OT	L
5/1 Ottawa	0	at FLYERS	1	W
5/3 FLYERS	2	at Ottawa	5	L
5/5 Ottawa	5	at FLYERS	1	L

2004

EASTERN CONFERENCE

QUARTERFINALS (4-1)

4/8 New Jersey	2	at FLYERS	3	W
4/10 New Jersey	2	at FLYERS	3	W
4/12 FLYERS	2	at New Jersey	4	L
4/14 FLYERS	3	at New Jersey	0	W
4/17 New Jersey	1	at FLYERS	3	W

EASTERN CONFERENCE

SEMIFINALS (4-2)

4/22 Toronto	1	at FLYERS	3	W
4/25 Toronto	1	at FLYERS	2	W
4/28 FLYERS	1	at Toronto	4	L
4/30 FLYERS	1	at Toronto	3	L
5/2 Toronto	2	at FLYERS	7	W

5/4 FLYERS	3	at Toronto	2-OT	W
------------	---	------------	------	---

EASTERN CONFERENCE FINALS (3-4)

5/8 FLYERS	1	at Tampa Bay	3	L
5/10 FLYERS	6	at Tampa Bay	2	W
5/13 Tampa Bay	4	at FLYERS	1	L
5/15 Tampa Bay	2	at FLYERS	3	W
5/18 FLYERS	2	at Tampa Bay	4	L
5/20 Tampa Bay	4	at FLYERS	5-OT	W
5/22 FLYERS	1	at Tampa Bay	2	L

2006

EASTERN CONFERENCE

QUARTERFINALS (2-4)

4/22 FLYERS	2	at Buffalo	3-2OT	L
4/24 FLYERS	2	at Buffalo	8	L
4/26 Buffalo	2	at FLYERS	4	W
4/28 Buffalo	4	at FLYERS	5	W
4/30 FLYERS	0	at Buffalo	3	L
5/2 FLYERS	7	at FLYERS	1	L

2007 MISSED PLAYOFFS

2008

EASTERN CONFERENCE

QUARTERFINALS (4-3)

4/11 FLYERS	4	at Washington	5	L
4/13 FLYERS	2	at Washington	0	W
4/15 Washington	3	at FLYERS	6	W
4/17 Washington	3	at FLYERS	4-2OT	W
4/19 FLYERS	2	at Washington	3	L
4/21 Washington	4	at FLYERS	2	L
4/22 FLYERS	3	at Washington	2-OT	W

EASTERN CONFERENCE

SEMIFINALS (4-1)

4/24 FLYERS	3	at Montreal	4-OT	L
4/26 FLYERS	4	at Montreal	2	W
4/28 Montreal	2	at FLYERS	3	W
4/30 Montreal	2	at FLYERS	4	W
5/3 FLYERS	6	at Montreal	4	W

EASTERN CONFERENCE FINALS (1-4)

5/9 FLYERS	2	at Pittsburgh	4	L
5/11 FLYERS	2	at Pittsburgh	4	L
5/13 Pittsburgh	4	at FLYERS	1	L
5/15 Pittsburgh	2	at FLYERS	4	W
5/18 FLYERS	0	at Pittsburgh	6	L

2009

EASTERN CONFERENCE

QUARTERFINALS (2-4)

4/15 FLYERS	1	at Pittsburgh	4	L
4/17 FLYERS	2	at Pittsburgh	3-OT	L
4/19 Pittsburgh	3	at FLYERS	6	W
4/21 Pittsburgh	3	at FLYERS	1	L
4/23 FLYERS	3	at Pittsburgh	0	W
4/25 Pittsburgh	5	at FLYERS	3	L

2010

EASTERN CONFERENCE

QUARTERFINALS (4-1)

4/14 FLYERS	2	at New Jersey	1	W
4/16 FLYERS	3	at New Jersey	5	L
4/18 New Jersey	2	at FLYERS	3-OT	W
4/20 New Jersey	1	at FLYERS	4	W
4/22 FLYERS	3	at New Jersey	0	W

EASTERN CONFERENCE

SEMIFINALS (4-3)

5/1 FLYERS	4	at Boston	5-OT	L
5/3 FLYERS	2	at Boston	3	L



STANLEY CUP PLAYOFF RESULTS

5/5 Boston	4	at FLYERS	1	L
5/7 Boston	4	at FLYERS	5-OT	W
5/10 FLYERS	4	at Boston	0	W
5/12 Boston	1	at FLYERS	2	W
5/14 FLYERS	4	at Boston	3	W

EASTERN CONFERENCE FINALS (4-1)

5/16 Montreal	0	at FLYERS	6	W
5/18 Montreal	0	at FLYERS	3	W
5/20 FLYERS	1	at Montreal	5	L
5/22 FLYERS	3	at Montreal	0	W
5/24 Montreal	2	at FLYERS	4	W

STANLEY CUP FINAL (2-4)

5/29 FLYERS	5	at Chicago	6	L
5/31 FLYERS	1	at Chicago	2	L
6/2 Chicago	3	at FLYERS	4-OT	W
6/4 Chicago	3	at FLYERS	5	W
6/6 FLYERS	4	at Chicago	7	L
6/9 Chicago	4	at FLYERS	3-OT	L

2011

EASTERN CONFERENCE

QUARTERFINALS (4-3)

4/14 Buffalo	1	at FLYERS	0	L
4/16 Buffalo	4	at FLYERS	5	W
4/18 FLYERS	4	at Buffalo	2	W
4/20 FLYERS	0	at Buffalo	1	L
4/22 Buffalo	4	at FLYERS	3-OT	L
4/24 FLYERS	5	at Buffalo	4-OT	W
4/26 Buffalo	2	at FLYERS	5	W

EASTERN CONFERENCE

SEMIFINALS (0-4)

4/30 Boston	7	at FLYERS	3	L
5/2 Boston	3	at FLYERS	2-OT	L
5/4 FLYERS	1	at Boston	5	L
5/6 FLYERS	1	at Boston	5	L

2012

EASTERN CONFERENCE

QUARTERFINALS (4-2)

4/11 FLYERS	4	at Pittsburgh	3-OT	W
4/13 FLYERS	8	at Pittsburgh	5	W
4/15 Pittsburgh	4	at FLYERS	8	W
4/18 Pittsburgh	10	at FLYERS	3	L
4/20 FLYERS	2	at Pittsburgh	3	L
4/22 Pittsburgh	1	at FLYERS	5	W

EASTERN CONFERENCE

SEMIFINALS (1-4)

4/29 New Jersey	3	at FLYERS	4-OT	W
5/1 New Jersey	4	at FLYERS	1	L
5/3 FLYERS	3	at New Jersey	4-OT	L
5/6 FLYERS	2	at New Jersey	4	L
5/8 New Jersey	3	at FLYERS	1	L

2013 MISSED PLAYOFFS

2014

EASTERN CONFERENCE

QUARTERFINALS (3-4)

4/17 FLYERS	1	at NY Rangers	4	L
4/20 FLYERS	4	at NY Rangers	2	W
4/22 NY Rangers	4	at FLYERS	1	L
4/25 NY Rangers	1	at FLYERS	2	W
4/27 FLYERS	2	at NY Rangers	4	L

4/29 NY Rangers	2	at FLYERS	5	W
4/30 FLYERS	1	at NY Rangers	2	L

2015 MISSED PLAYOFFS

2016

FIRST ROUND (2-4)

4/14 FLYERS	0	at Washington	2	L
4/16 FLYERS	1	at Washington	4	L
4/18 Washington	6	at FLYERS	1	L
4/20 Washington	1	at FLYERS	2	W
4/22 FLYERS	2	at Washington	0	W
4/24 Washington	1	at FLYERS	0	L

2017 MISSED PLAYOFFS

2018

First Round (2-4)

4/11 FLYERS	0	at Pittsburgh	7	L
4/13 FLYERS	5	at Pittsburgh	1	W
4/15 Pittsburgh	5	at FLYERS	1	L
4/18 Pittsburgh	5	at FLYERS	0	L
4/20 FLYERS	4	at Pittsburgh	2	W
4/22 Pittsburgh	8	at FLYERS	5	L

2019 MISSED PLAYOFFS

2020

ROUND ROBIN (3-0)

8/2 FLYERS	4	at Boston	1	W
8/6 Washington	1	at FLYERS	3	W
8/8 FLYERS	4	at Tampa Bay	1	W

FIRST ROUND (4-2)

8/12 Montreal	1	at FLYERS	2	W
8/14 Montreal	5	at FLYERS	0	L
8/16 FLYERS	1	at Montreal	0	W
8/18 FLYERS	2	at Montreal	0	W
8/19 Montreal	5	at FLYERS	3	L
8/21 FLYERS	3	at Montreal	2	W

SECOND ROUND (3-4)

8/24 NY Islanders	4	at FLYERS	0	L
8/26 NY Islanders	3	at FLYERS	4-OT	W
8/29 FLYERS	1	at NY Islanders	3	L
8/30 FLYERS	2	at NY Islanders	3	L
9/1 NY Islanders	3	at FLYERS	4-OT	W
9/3 FLYERS	4	at NY Islanders	3-2OT	W
9/5 NY Islanders	4	at FLYERS	0	L

2021 MISSED PLAYOFFS

2022 MISSED PLAYOFFS

2023 MISSED PLAYOFFS

ALL-TIME PLAYOFF SCORING

POS.	PLAYER	GP	G	A	PTS	PIM	POS.	PLAYER	GP	G	A	PTS	PIM
C	B. Clarke	136	42	77	119	152	C	B. Schenn	24	3	11	14	23
LW	B. Propp	116	52	60	112	121	D	P. Svoboda	45	1	13	14	50
LW	B. Barber	129	53	55	108	109	D	B. McCrimmon	46	7	6	13	55
C	R. MacLeish	108	53	52	105	38	C	K. Hayes	16	4	9	13	2
LW	J. LeClair	116	35	39	74	68	C	T. Bergen	17	4	9	13	8
C	C. Giroux	85	25	48	73	39	C	J. Otto	35	4	9	13	19
C	D. Briere	68	37	35	72	64	RW	B. Flett	28	3	10	13	21
RW	T. Kerr	73	39	31	70	58	D	J. Niinimaa	19	1	12	13	16
RW	R. Leach	91	47	22	69	22	RW	T. Klatt	36	8	4	12	12
RW	R. Tochet	95	27	33	60	349	RW	J. Lupul	18	5	7	12	4
C	E. Lindros	50	24	33	57	118	C	M. Bullard	19	3	9	12	32
C	K. Linseman	41	11	42	53	135	D	C. Therien	99	2	10	12	68
D	M. Howe	82	8	45	53	30	D	E. VanImpe	57	1	11	12	121
C	R. Brind'Amour	57	24	27	51	31	LW	D. Carrillo	33	5	6	11	69
D	E. Desjardins	97	14	37	51	38	D	I. Provorov	22	3	8	11	4
RW	P. Holmgren	67	19	31	50	181	LW	L. Carson	44	3	8	11	56
C	M. Richards	63	16	34	50	49	D	D. Yushkevich	28	2	9	11	14
LW	S. Gagne	90	32	15	47	26	D	K. Johnson	33	2	9	11	18
C	M. Bridgman	74	13	30	43	201	RW	K. Dineen	15	6	4	10	18
C	P. Eklund	57	10	33	43	4	*C	S. Laughton	24	6	4	10	27
LW	R. Lonsberry	83	19	22	41	74	RW	D. Zubrus	24	5	5	10	14
LW	S. Hartnell	75	16	25	41	112	RW	P. Falloon	26	6	3	9	4
D	B. Dailey	56	10	30	40	91	RW	S. Nolet	31	6	3	9	8
RW	M. Recchi	65	19	20	39	18	RW	K. Jones	24	5	4	9	28
C	D. Poulin	63	17	22	39	53	RW	A. Asham	29	5	4	9	16
D	Jim Watson	101	5	34	39	89	D	K. Haller	21	4	5	9	18
RW	G. Dornhoefer	80	17	19	36	203	D	G. Murphy	19	2	7	9	13
C	O. Kindrachuk	69	16	19	35	46	D	P. Coffey	17	1	8	9	6
RW	M. Renberg	50	14	20	34	24	D	A. Delmore	20	6	2	8	16
C	K. Primeau	58	12	22	34	63	LW	M. Raffi	28	5	3	8	6
C	Ron Sutter	69	6	27	33	149	C	P. Forsberg	6	4	4	8	6
D	B. Wilson	43	8	24	32	122	RW	M. Read	18	4	4	8	8
D	T. Bladon	78	8	24	32	68	*D	T. Sanheim	20	2	6	8	8
RW	I. Sinisalo	66	21	10	31	6	RW	J. Jaeger	11	1	7	8	2
C	P. Zezel	56	10	21	31	49	*RW	T. Konecny	22	1	7	8	24
D	D. Crossman	60	9	22	31	81	C	D. Sittler	10	4	3	7	17
RW	D. Saleski	82	13	17	30	131	LW	J. Paterson	17	3	4	7	70
D	A. Dupont	108	13	15	28	306	RW	S. Upshall	17	3	4	7	44
RW	J. Voracek	45	9	18	27	46	C	A. Lacroix	15	2	5	7	0
LW	V. Leino	30	10	16	26	6	D	M. Busniuk	25	2	5	7	34
D	M. Carle	51	3	23	26	18	LW	D. Brashear	37	2	5	7	101
LW	D. Smith	75	13	11	24	70	C	M. Talbot	11	4	2	6	10
LW	M. Craven	44	9	15	24	28	LW	B. Sutherland	11	2	4	6	0
LW	B. Kelly	101	9	14	23	172	D	A. Meszaros	12	2	4	6	8
D	K. Timonen	71	2	21	23	67	C	A. Semenov	15	2	4	6	0
D	B. Coburn	72	2	21	23	55	C	R. DiMaio	18	2	4	6	4
*C	S. Couturier	39	10	12	22	26	D	M. Timander	18	2	4	6	6
C	J. Carter	47	13	3	21	34	RW	K. Versteeg	11	1	5	6	12
C	J. Roenick	36	7	14	21	30	D	V. Malakhov	17	1	5	6	12
RW	S. Mellanby	50	9	11	20	90	RW	J. Williams	17	1	5	6	12
C	M. Handzus	37	7	13	20	18	D	T. Carnker	19	1	5	6	28
C	T. Crisp	47	7	13	20	8	D	M. Ragnarsson	27	1	5	6	20
RW	S. Kapanen	53	9	10	19	16	RW	Rich Sutter	19	5	0	5	44
LW	A. Hill	51	8	11	19	43	*LW	J. Farabee	12	3	2	5	4
C	D. Langkow	28	7	11	18	27	C	C. Lapointe	14	2	3	5	14
D	C. Pronger	26	4	14	18	36	C	K. Acton	16	2	3	5	18
D	L. Goodenough	21	3	15	18	8	D	S. Gostisbehere	17	2	3	5	10
LW	J. van Riemsdyk	51	13	4	17	12	D	E. Weinrich	18	2	3	5	16
D	B. Marsh	66	5	12	17	95	C	F. Kennedy	7	1	4	5	14
C	V. Prospal	22	4	13	17	10	C	D. Quinn	12	1	4	5	6
C	R. J. Umberger	22	11	5	16	12	C	C. MacTavish	15	1	4	5	20
D	K. Dykhuis	50	7	9	16	42	D	D. Hatcher	21	1	4	5	50
LW	D. Schultz	61	7	9	16	363	C	D. Powe	40	1	4	5	17
C	D. Haverchuk	29	5	11	16	12	G	R. Hextall	84	1	4	5	111
D	K. Samuelsson	70	4	12	16	98	D	J. Pitkanen	21	0	5	5	8
RW	T. Gorence	37	9	6	15	47	D	P.Myers	16	3	1	4	8
RW	W. Simmonds	30	5	10	15	71	C	G. Peters	8	2	2	4	31
RW	T. Amonte	31	4	11	15	10	RW	B. Fedyk	9	2	2	4	8
D	Joe Watson	84	3	12	15	82	C	R. Flockhart	9	2	2	4	6
RW	M. Knuble	24	6	8	14	16	RW	R. Allison	10	2	2	4	20
LW	S. Podein	51	6	8	14	86	LW	R. Somik	15	2	2	4	10
D	D. McGillis	40	5	9	14	48	D	T. Murray	18	2	2	4	10
C	A. Zhamnov	18	4	10	14	8	LW	V. Zelepukin	22	2	2	4	16



ALL-TIME PLAYOFF SCORING

POS.	PLAYER	GP	G	A	PTS	PIM	POS.	PLAYER	GP	G	A	PTS	PIM
RW	D. Brown	54	2	2	4	173	C	C. VanDeVelde	6	1	0	1	0
D	J. Gauthier	7	1	3	4	6	C	R. White	6	1	0	1	28
C	T. Tookey	10	1	3	4	2	LW	B. Savage	6	1	0	1	4
C	K. Manderville	24	1	3	4	24	C	J. Montgomery	8	1	0	1	2
D	F. Bathe	27	1	3	4	42	D	J. J. Daigneault	9	1	0	1	0
LW	A. Secord	14	0	4	4	31	C	J. Ross	9	1	0	1	0
D	T. Harris	16	0	4	4	4	LW	D. Kordic	12	1	0	1	22
D	B. Ashbee	17	0	4	4	22	C	P. Sharp	12	1	0	1	2
D	R. Lapointe	29	0	4	4	40	LW	P. Juhlín	13	1	0	1	2
RW	R. Paiement	3	3	0	3	0	C	N. Thompson	16	1	0	1	14
LW	D. Blackburn	11	3	0	3	10	D	B. Hoffmeyer	3	0	1	1	25
D	A. MacDonald	12	3	0	3	8	D	A. Stanley	3	0	1	1	4
D	E. Gustafsson	9	2	1	3	4	RW	M. Beyers	4	0	1	1	0
RW	N. Aube-Kubel	13	2	1	3	8	RW	M. Greig	5	0	1	1	0
C	T. Pitlick	16	2	1	3	0	D	P. Kubina	5	0	1	1	12
RW	B. Radivojevic	23	2	1	3	32	G	R. Moore	5	0	1	1	0
D	J. Mair	3	1	2	3	4	RW	G. Morrison	5	0	1	1	2
LW	C. LaForge	5	1	2	3	15	C	D. Plante	5	0	1	1	0
RW	P. Hannigan	7	1	2	3	9	D	A. Alberts	6	0	1	1	10
RW	N. Zherdev	11	1	2	3	2	LW	M. Andersson	6	0	1	1	2
C	B. Corkum	12	1	2	3	6	LW	P. Bellemare	6	0	1	1	15
C	J. Dowd	17	1	2	3	4	RW	S. Downie	6	0	1	1	10
RW	J. Druce	17	1	2	3	6	D	D. Gauthier	6	0	1	1	19
D	D. Markov	18	1	2	3	25	LW	S. McCarthy	6	0	1	1	0
LW	S. Antoski	20	1	2	3	38	D	F. Meyer	6	0	1	1	8
C	L. Hachborn	7	0	3	3	7	D	M. Streit	6	0	1	1	6
D	J. Modry	9	0	3	3	0	D	M. Sykora	6	0	1	1	0
D	J. Miszuk	11	0	3	3	11	C	E. Hoekstra	7	0	1	1	0
D	R. Hagg	14	0	3	3	6	D	L. Zeidel	7	0	1	1	12
D	T. Eriksson	19	0	3	3	12	LW	J. Gendron	8	0	1	1	6
D	R. Jones	22	0	3	3	4	D	J. Vandermeer	8	0	1	1	9
D	L. Krajicek	22	0	3	3	8	C	M. Murray	9	0	1	1	4
D	J. McIlhargey	24	0	3	3	66	D	K. McCarthy	10	0	1	1	8
RW	J. Paddock	3	2	0	2	0	G	B. Froese	12	0	1	1	2
C	C. Gratton	5	2	0	2	10	D	B. Manning	12	0	1	1	18
C	P. Nedved	6	2	0	2	8	RW	I. Laperriere	13	0	1	1	6
RW	L. Rochefort	10	2	0	2	2	D	N. Grossmann	13	0	1	1	10
C	B. Clement	18	2	0	2	12	C	D. Lacroix	16	0	1	1	26
LW	C. Berube	45	2	0	2	100	D	A. Burt	17	0	1	1	8
C	S. Bernier	4	1	1	2	0	G	M. Biron	23	0	1	1	2
LW	B. Selby	7	1	1	2	4	G	P. Lindbergh	23	0	1	1	8
C	B. Dunlop	8	1	1	2	4	G	W. Stephenson	23	0	1	1	2
C	D. Nachbaur	9	1	1	2	17	RW	J. Hull	30	0	1	1	8
D	G. Cochrane	11	1	1	2	24	D	L. Richardson	34	0	1	1	49
LW	R. Fedotenko	11	1	1	2	6	G	M. Belhumeur	1	0	0	0	0
D	M. Niskanen	15	1	1	2	6	D	M.A. Bourdon	1	0	0	0	0
D	E. Hospodar	23	1	1	2	71	D	C. Joseph	1	0	0	0	2
D	R. Parent	27	1	1	2	8	RW	D. Laliberte	1	0	0	0	2
C	B. Betts	34	1	1	2	4	RW	A. MacAdam	1	0	0	0	0
D	L. Hillman	4	0	2	2	2	D	M. Mantha	1	0	0	0	0
RW	A. Daigle	5	0	2	2	0	LW	R. Romaniuk	1	0	0	0	0
C	A. Oates	5	0	2	2	0	G	D. Roussel	1	0	0	0	0
RW	D. Vervaeke	5	0	2	2	2	D	L. Sbisá	1	0	0	0	2
C	M. Bureau	6	0	2	2	2	D	J. Slaney	1	0	0	0	0
D	S. Duchesne	6	0	2	2	2	LW	M. Stankewicz	1	0	0	0	0
C	S. Gagner	6	0	2	2	8	D	D. Tertyshny	1	0	0	0	2
C	J. Johnson	7	0	2	2	2	D	R. Zettler	1	0	0	0	2
LW	P. Ranheim	11	0	2	2	2	RW	P. Brendl	2	0	0	0	0
G	G. Snow	13	0	2	2	11	RW	B. Dobbin	2	0	0	0	17
D	R. Bailey	14	0	2	2	23	LW	B. Eager	2	0	0	0	26
D	L. Kukkonen	14	0	2	2	6	G	B. Gamble	2	0	0	0	0
LW	P. Thoresen	14	0	2	2	4	G	M. Laforest	2	0	0	0	10
C	D. Grant	15	0	2	2	8	D	C. McAllister	2	0	0	0	0
D	J. Braun	16	0	2	2	2	G	A. Niittymäki	2	0	0	0	0
D	J. Smith	17	0	2	2	4	D	B. Root	2	0	0	0	0
D	M. Dvorak	18	0	2	2	6	LW	J. Shelley	2	0	0	0	2
D	J. Wells	18	0	2	2	51	RW	P. J. Stock	2	0	0	0	0
D	J. Chychrun	19	0	2	2	65	LW	R. Cote	3	0	0	0	0
C	P. White	19	0	2	2	0	RW	G. Dionne	3	0	0	0	4
C	M. Sillinger	3	1	0	1	0	RW	P. Guay	3	0	0	0	4
D	D. Cherry	4	1	0	1	4	RW	C. McDonald	3	0	0	0	0
LW	B. Lesuk	4	1	0	1	8	D	M. Petit	3	0	0	0	6
D	D. Babych	5	1	0	1	4	G	G. Resch	3	0	0	0	0

ALL-TIME PLAYOFF SCORING

POS.	PLAYER	GP	G	A	PTS	PIM	POS.	PLAYER	GP	G	A	PTS	PIM
D	D. Seidenberg	3	0	0	0	0	D	M. Eaton	7	0	0	0	0
D	F. Arthur	4	0	0	0	2	G	B. Elliott	7	0	0	0	0
C	H. Bennett	4	0	0	0	2	LW	T. Fedoruk	7	0	0	0	22
C	C. Bunnaman	4	0	0	0	2	LW	B. Cowick	8	0	0	0	9
D	B. Hughes	4	0	0	0	6	LW	C. Forbes	8	0	0	0	2
LW	D. McAmmond	4	0	0	0	2	D	L. Hale	8	0	0	0	12
C	G. Meehan	4	0	0	0	0	D	W. Hillman	8	0	0	0	0
RW	L. Morrison	4	0	0	0	2	D	K. Huffman	8	0	0	0	2
RW	J. Sacco	4	0	0	0	0	D	R. MacSweyn	8	0	0	0	6
RW	D. Sarrazin	4	0	0	0	0	D	A. Lilja	10	0	0	0	6
LW	D. Sulliman	4	0	0	0	0	G	R. St. Croix	10	0	0	0	0
RW	N. Dimitrakos	5	0	0	0	2	D	D. Syvret	10	0	0	0	0
D	W. Huber	5	0	0	0	2	LW	E. Wellwood	11	0	0	0	2
D	D. Richter	5	0	0	0	21	RW	A. Nodl	12	0	0	0	0
D	M. Stothers	5	0	0	0	11	D	N. Barnes	12	0	0	0	8
C	A. Stratton	5	0	0	0	0	LW	D. Hoyda	12	0	0	0	17
G	K. Wregget	5	0	0	0	16	D	R. Gudas	12	0	0	0	27
G	S. Burke	6	0	0	0	0	G	C. Hart	14	0	0	0	2
C	N. Cousins	6	0	0	0	2	C	Z. Rinaldo	14	0	0	0	64
LW	O. Lindblom	6	0	0	0	0	G	D. Favell	16	0	0	0	2
G	P. Myre	6	0	0	0	0	D	D. Stanley	17	0	0	0	30
D	M. Rathje	6	0	0	0	6	G	P. Peeters	20	0	0	0	2
D	N. Schultz	6	0	0	0	2	G	B. Boucher	21	0	0	0	0
D	G. Smyth	6	0	0	0	40	G	R. Cechmanek	23	0	0	0	0
G	J. Vanbiesbrouck	6	0	0	0	2	G	R. Esche	25	0	0	0	10
C	L. Angotti	7	0	0	0	2	G	B. Parent	63	0	0	0	8
D	O. Bartulis	7	0	0	0	4							

*Still active on Flyers roster



ALL-TIME PLAYOFF LEADERS

POINTS BY POSITION

CENTER	GP	G	A	PTS
Bobby Clarke	136	42	77	119
Rick MacLeish	108	53	52	105
Claude Giroux	85	25	48	73
Danny Briere	68	37	35	72
Eric Lindros	50	24	33	57
Ken Linseman	41	11	42	53
Rod Brind'Amour	57	24	27	51

RIGHT WING

Tim Kerr	73	39	31	70
Reggie Leach	91	47	22	69
Rick Tocchet	95	27	33	60
Paul Holmgren	67	19	31	50
Mark Recchi	65	19	20	39

LEFT WING

Brian Propp	116	52	60	112
Bill Barber	129	53	55	108
John LeClair	116	35	39	74
Simon Gagne	71	23	12	47
Scott Hartnell	75	16	25	41
Ross Lonsberry	83	19	22	41

DEFENSE

Mark Howe	82	8	45	53
Eric Desjardins	97	14	37	51
Bob Dailey	56	10	30	40
Jim Watson	101	5	34	39
Behn Wilson	43	8	24	32
Tom Bladon	78	8	24	32

CATEGORY LEADERS

GOAL LEADERS

Bill Barber	53
Rick MacLeish	53
Brian Propp	52
Reggie Leach	47
Bobby Clarke	42

ASSIST LEADERS

Bobby Clarke	77
Brian Propp	60
Bill Barber	55
Rick MacLeish	52
Claude Giroux	48

GAMES PLAYED

Bobby Clarke	136
Bill Barber	129
John LeClair	116
Brian Propp	116
Rick MacLeish	108
Andre Dupont	108

GOALTENDER WINS

Ron Hextall	45
Bernie Parent	35
Brian Boucher	21
Robert Esche	13
Pelle Lindbergh	12
Martin Biron	11
Pete Peeters	11

FLYERS ALL-TIME PLAYOFF GAME-WINNING GOALS

Rick MacLeish	10#	Brad McCrimmon	2	Danny Markov	1
Danny Briere	9	Shjon Podein	2	Scott Mellanby	1
Reggie Leach	8	Michael Raffl	2	Gord Murphy	1
John LeClair	8	Jeremy Roenick	2	Phil Myers	1
Bobby Clarke	7	Derrick Smith	2	Don Nachbaur	1
Brian Propp	7	R.J. Umberger	2	Janne Niinimaa	1
Bill Barber	6	Behn Wilson	2	Joel Otto	1
Simon Gagne	6	Peter Zezel	2	Ivan Provorov	1
Tim Kerr	6	Shawn Antoski	1	Rosaire Paiement	1
Rick Tocchet	6	Aron Asham	1	Marcus Ragnarsson	1
Ken Linseman	5	Nicolas Aube-Kubel	1	Matt Read	1
Ross Lonsberry	5	Todd Bergen	1	Michael Richards	1
Ilkka Sinisalo	5	Craig Berube	1	Leon Rochefort	1
Eric Desjardins	4	Don Blackburn	1	Kjell Samuelsson	1
Gary Dornhoefer	4	Tom Bladon	1	*Travis Sanheim	1
Eric Lindros	4	Braydon Coburn	1	Luke Schenn	1
Keith Primeau	4	Terry Crisp	1	Dave Schultz	1
Mel Bridgman	3	J.J. Daigneault	1	Ron Sutter	1
Orest Kindrachuk	3	Rob DiMaio	1	Chris Therien	1
Dave Poulin	3	Kevin Dineen	1	Nate Thompson	1
Mark Recchi	3	Pelle Eklund	1	Mattias Timander	1
Don Saleski	3	*Joel Farabee	1	Scottie Upshall	1
Jakub Voracek	3	Ruslan Fedotenko	1	James van Riemsdyk	1
Rod Brind'Amour	2	Bill Flett	1	Jim Watson	1
Jeff Carter	2	Erik Gustafsson	1	Ryan White	1
*Sean Couturier	2	Kevin Haller	1	Justin Williams	1
Murray Craven	2	Michal Handzus	1	Dmitry Yushkevich	1
Bob Dailey	2	Scott Hartnell	1	Alexei Zhamnov	1
Andy Delmore	2	Dale Hawerchuk	1	Nikolay Zherdev	1
Andre Dupont	2	Al Hill	1	Valeri Zelepukin	1
Karl Dykhuis	2	Mark Howe	1	Dainius Zubrus	1
Peter Forsberg	2	Jaromir Jagr	1		
Claude Giroux	2	Kim Johnsson	1		
Paul Holmgren	2	Sami Kapanen	1		
Bob Kelly	2#	Mike Knuble	1		
Trent Klatt	2	*Scott Laughton	1		
Daymond Langkow	2	Joffrey Lupul	1		
Ville Leino	3	Andrew MacDonald	1		

INCLUDES STANLEY CUP WINNER

*STILL ACTIVE ON FLYERS ROSTER

ALL-TIME PLAYOFF GOALTENDING

PLAYER	GP	MINS	GA	SO	AVG	W	L
Johan Backlund	1	1	0	0	0.00	0	0
Dominic Roussel	1	23	0	0	0.00	0	0
Mark LaForest	2	48	1	0	1.25	1	0
John Vanbiesbrouck	6	369	9	1	1.46	2	4
Carter Hart	14	860	32	2	2.23	9	5
Ken Wregget	5	268	10	0	2.24	2	2
Roman Cechmanek	23	1,441	56	3	2.33	9	14
Bernie Parent	63	3,824	152	6	2.38	35	28
Michael Leighton	15	827	35	3	3.43	8	4
Phil Myre	6	384	16	1	2.50	5	1
Michal Neuvirth	6	328	13	1	2.54	2	2
Robert Esche	25	1,405	64	1	2.73	13	11
Glenn Resch	3	43	2	0	2.79	0	0
Garth Snow	13	700	33	0	2.83	8	4
Steve Mason	8	419	20	0	2.86	2	5
Wayne Stephenson	23	1,362	65	2	2.86	10	10
Martin Biron	23	1,423	68	2	2.87	11	12
Ron Hextall	84	4,926	242	2	2.95	45	36
Rick St.Croix	10	561	28	1	2.99	4	6
Doug Favell	16	969	50	1	3.10	6	10
Pelle Lindbergh	23	1,214	63	3	3.11	12	10
Brian Boucher	42	2,384	94	2	3.13	21	18
Pete Peeters	20	1,199	66	1	3.30	11	8
Ilya Bryzgalov	11	642	37	0	3.46	5	7
Ray Emery	3	172	10	0	3.49	1	2
Sean Burke	6	323	18	0	3.54	1	4
Brian Elliott	7	317	19	0	3.60	2	4
Bob Froese	12	593	37	0	3.74	2	6
Petr Mrazek	1	31	2	0	3.87	0	0
Robbie Moore	5	268	18	0	4.03	3	2
Antero Niittymaki	2	73	5	0	4.11	0	0
Sergei Bobrovsky	7	223	15	0	5.67	0	2
Bruce Gamble	2	120	12	0	6.00	0	2
Michel Belhumeur	1	10	1	0	6.00	0	0

*Still active on Flyers roster



PLAYOFF RECORD BOOK

FLYERS STANLEY CUP RECORDS

YEARS IN PLAYOFFS – 40 of 55 years (of play)

GAMES PLAYED– 449

GAMES WON– 231

GAMES LOST– 218

SERIES PLAYED– 82

SERIES WON – 44

SERIES LOST– 38

FINALS APPEARANCES– 8

SEMIFINAL APPEARANCES - 15

CHRONOLOGY

- 1968 FLYERS LOST QUARTERFINAL SERIES TO ST. LOUIS, 4-3
- 1969 FLYERS LOST QUARTERFINAL SERIES TO ST. LOUIS, 4-0
- 1970 FLYERS MISSED PLAYOFFS
- 1971 FLYERS LOST QUARTERFINAL SERIES TO CHICAGO, 4-0
- 1972 FLYERS MISSED PLAYOFFS
- 1973 FLYERS WON QUARTERFINAL SERIES FROM MINNESOTA, 4-2
FLYERS LOST SEMIFINAL SERIES TO MONTREAL, 4-1
- 1974 FLYERS WON QUARTERFINAL SERIES FROM ATLANTA, 4-0
FLYERS WON SEMIFINAL SERIES FROM NY RANGERS, 4-3
FLYERS WON FINAL SERIES FROM BOSTON, 4-2 FOR THE STANLEY CUP
- 1975 FLYERS WON QUARTERFINAL SERIES FROM TORONTO, 4-0
FLYERS WON SEMIFINAL SERIES FROM NY ISLANDERS, 4-3
FLYERS WON FINAL SERIES FROM BUFFALO, 4-2 FOR THE STANLEY CUP
- 1976 FLYERS WON QUARTERFINAL SERIES FROM TORONTO, 4-3
FLYERS WON SEMIFINAL SERIES FROM BOSTON, 4-1
FLYERS LOST FINAL SERIES TO MONTREAL, 4-0
- 1977 FLYERS WON QUARTERFINAL SERIES FROM TORONTO, 4-2
FLYERS LOST SEMIFINAL SERIES TO BOSTON, 4-0
- 1978 FLYERS WON PRELIMINARY SERIES FROM COLORADO, 2-0
FLYERS WON QUARTERFINAL SERIES FROM BUFFALO, 4-1
FLYERS LOST SEMIFINAL SERIES TO BOSTON, 4-1
- 1979 FLYERS WON PRELIMINARY SERIES FROM VANCOUVER, 2-1
FLYERS LOST QUARTERFINAL SERIES TO NY RANGERS, 4-1
- 1980 FLYERS WON PRELIMINARY SERIES FROM EDMONTON, 3-0
FLYERS WON QUARTERFINAL SERIES FROM NY RANGERS, 4-1
FLYERS WON SEMIFINAL SERIES FROM MINNESOTA, 4-1
FLYERS LOST FINAL SERIES TO NY ISLANDERS, 4-2
- 1981 FLYERS WON PRELIMINARY SERIES FROM QUEBEC, 3-2
FLYERS LOST QUARTERFINAL SERIES TO CALGARY, 4-3
- 1982 FLYERS LOST DIVISIONAL SEMIFINAL SERIES TO NY RANGERS, 3-1
- 1983 FLYERS LOST DIVISIONAL SEMIFINAL SERIES TO NY RANGERS, 3-0
- 1984 FLYERS LOST DIVISIONAL SEMIFINAL SERIES TO WASHINGTON, 3-0
- 1985 FLYERS WON DIVISIONAL SEMIFINAL SERIES FROM NY RANGERS, 3-0
FLYERS WON DIVISIONAL FINAL SERIES FROM NY ISLANDERS, 4-1
FLYERS WON CONFERENCE FINAL SERIES FROM QUEBEC, 4-2
FLYERS LOST FINAL SERIES TO EDMONTON, 4-1
- 1986 FLYERS LOST DIVISIONAL SEMIFINAL SERIES TO NY RANGERS, 3-2
- 1987 FLYERS WON DIVISIONAL SEMIFINAL SERIES FROM NY RANGERS, 4-2
FLYERS WON DIVISIONAL FINAL SERIES FROM NY ISLANDERS, 4-3
FLYERS WON CONFERENCE FINAL SERIES FROM MONTREAL, 4-2
FLYERS LOST FINAL SERIES TO EDMONTON, 4-3
- 1988 FLYERS LOST DIVISIONAL SEMIFINAL SERIES TO WASHINGTON, 4-3
- 1989 FLYERS WON DIVISIONAL SEMIFINAL SERIES FROM WASHINGTON, 4-2
FLYERS WON DIVISIONAL FINAL SERIES FROM PITTSBURGH, 4-3
FLYERS LOST CONFERENCE FINAL SERIES TO MONTREAL, 4-2
- 1990 FLYERS MISSED PLAYOFFS
- 1991 FLYERS MISSED PLAYOFFS
- 1992 FLYERS MISSED PLAYOFFS
- 1993 FLYERS MISSED PLAYOFFS
- 1994 FLYERS MISSED PLAYOFFS
- 1995 FLYERS WON CONFERENCE QUARTERFINAL SERIES FROM BUFFALO, 4-1
FLYERS WON CONFERENCE SEMIFINAL SERIES FROM NY RANGERS, 4-0
FLYERS LOST CONFERENCE FINAL TO NEW JERSEY, 4-2

- 1996 FLYERS WON CONFERENCE QUARTERFINAL SERIES FROM TAMPA BAY, 4-2
FLYERS LOST CONFERENCE SEMIFINAL SERIES TO FLORIDA, 4-2
- 1997 FLYERS WON CONFERENCE QUARTERFINAL SERIES FROM PITTSBURGH, 4-1
FLYERS WON CONFERENCE SEMIFINAL SERIES FROM BUFFALO, 4-1
FLYERS WON CONFERENCE FINAL SERIES FROM NY RANGERS, 4-1
FLYERS LOST FINAL SERIES TO DETROIT, 4-0
- 1998 FLYERS LOST CONFERENCE QUARTERFINAL SERIES TO BUFFALO, 4-1
- 1999 FLYERS LOST CONFERENCE QUARTERFINAL SERIES TO TORONTO, 4-2
- 2000 FLYERS WON CONFERENCE QUARTERFINAL SERIES FROM BUFFALO, 4-1
FLYERS WON CONFERENCE SEMIFINAL SERIES FROM PITTSBURGH, 4-2
FLYERS LOST CONFERENCE FINAL SERIES TO NEW JERSEY, 4-3
- 2001 FLYERS LOST CONFERENCE QUARTERFINAL SERIES TO BUFFALO, 4-2
- 2002 FLYERS LOST CONFERENCE QUARTERFINAL SERIES TO OTTAWA, 4-1
- 2003 FLYERS WON CONFERENCE QUARTERFINAL SERIES FROM TORONTO, 4-3
FLYERS LOST CONFERENCE SEMIFINAL SERIES TO OTTAWA, 4-2
- 2004 FLYERS WON CONFERENCE QUARTERFINAL SERIES FROM NEW JERSEY, 4-1
FLYERS WON CONFERENCE SEMIFINAL SERIES FROM TORONTO, 4-2
FLYERS LOST CONFERENCE FINAL SERIES TO TAMPA BAY, 4-3
- 2006 FLYERS LOST CONFERENCE QUARTERFINAL SERIES TO BUFFALO, 4-2
- 2007 FLYERS MISSED PLAYOFFS
- 2008 FLYERS WON CONFERENCE QUARTERFINAL SERIES FROM WASHINGTON, 4-3
FLYERS WON CONFERENCE SEMIFINAL SERIES FROM MONTREAL, 4-1
FLYERS LOST CONFERENCE FINAL SERIES TO PITTSBURGH, 4-1
- 2009 FLYERS LOST CONFERENCE QUARTERFINAL SERIES TO PITTSBURGH, 4-2
- 2010 FLYERS WON CONFERENCE QUARTERFINAL SERIES FROM NEW JERSEY, 4-1
FLYERS WON CONFERENCE SEMIFINAL SERIES FROM BOSTON, 4-3
FLYERS WON CONFERENCE FINAL SERIES FROM MONTREAL, 4-1
FLYERS LOST FINAL SERIES TO CHICAGO, 4-2
- 2011 FLYERS WON CONFERENCE QUARTERFINAL SERIES FROM BUFFALO, 4-3
FLYERS LOST CONFERENCE SEMIFINAL SERIES TO BOSTON, 4-0
- 2012 FLYERS WON CONFERENCE QUARTERFINAL SERIES FROM PITTSBURGH 4-2
FLYERS LOST CONFERENCE SEMIFINAL SERIES TO NEW JERSEY 4-1
- 2013 FLYERS MISSED PLAYOFFS
- 2014 FLYERS LOST CONFERENCE QUARTERFINAL SERIES TO NY RANGERS 4-3
- 2015 FLYERS MISSED PLAYOFFS
- 2016 FLYERS LOST FIRST ROUND SERIES TO WASHINGTON 4-2
- 2017 FLYERS MISSED PLAYOFFS
- 2018 FLYERS LOST FIRST ROUND SERIES TO PITTSBURGH 4-2
- 2019 FLYERS MISSED PLAYOFFS
- 2020 FLYERS WENT 3-0 IN ROUND ROBIN PLAY (BOS, TBL, WSH)
FLYERS WON FIRST ROUND SERIES FROM MONTREAL 4-2
FLYERS LOST SECOND ROUND SERIES TO NY ISLANDERS 4-3
- 2021 FLYERS MISSED PLAYOFFS
- 2022 FLYERS MISSED PLAYOFFS
- 2023 FLYERS MISSED PLAYOFFS

TEAM RECORDS: PLAYOFF STREAKS

LONGEST...

WIN STREAK-8 GAMES

1974 Finals #6 through 1975 Semifinals #3 May 19, 1974 through May 4, 1975

WIN STREAK AT HOME-13 GAMES

1974 Quarterfinals #1 through 1975 Semifinals #2 April 9, 1974 through May 1, 1975

WIN STREAK ON ROAD-5 GAMES

1995 Conference Quarterfinals #4 through Conference Finals #4 May 12, 1995 through June 10, 1995

PLAYOFF RECORD BOOK

1997 Conference Semifinals #1 through Conference Finals #4
May 3, 1997 through May 23, 1997
2000 Conference Semifinals #3 through Conference Finals #4
May 2, 2000 through May 20, 2000
LOSING STREAK -- 10 GAMES
1968 Quarterfinals #7 through 1973 Quarterfinals #1 April 18, 1968 through April 4, 1973
LOSING STREAK AT HOME -- 6 GAMES
1981 Quarterfinals #7 through 1984 Division Semifinals #3 April 26, 1981 through April 7, 1984
LOSING STREAK ON ROAD -- 7 GAMES
1980 Finals #3 through 1981 Quarterfinals #4 May 17, 1980 through April 20, 1981

TEAM RECORDS: PLAYOFF YEAR

MOST...

GAMES PLAYED*	26	1987
GOALS	85	1974
ASSISTS	132	1987
GOALS AGAINST	73	1987
PENALTY MINUTES	714	1987
POWER PLAY GOALS	23	2010
SHORTHANDED GOALS	8	1989
SHUTOUTS	5	1975, 2010

TEAM RECORDS: PLAYOFF SERIES

MOST...

GOALS IN A SERIES - 33	vs. Toronto, 1976 Quarterfinals
GOALS, TWO-GAME SERIES-6	vs. Colorado, 1978 Preliminary series
GOALS, THREE-GAME SERIES-15	vs. Vancouver, 1979 Preliminary series
GOALS, FOUR-GAME SERIES-18	vs. Toronto, 1975 Quarterfinals vs. NY Rangers, 1995 Conference Semifinals
GOALS, FIVE-GAME SERIES-27	vs. Minnesota, 1980 Semifinals
GOALS, SIX-GAME SERIES - 30	vs. Pittsburgh, 2012 Conference Quarterfinals
GOALS, SEVEN-GAME SERIES-33	vs. Toronto, 1976 Quarterfinals
GOALS AGAINST IN A SERIES - 28	vs. NY Rangers, 1979 Quarterfinals
GOALS AGAINST, TWO-GAME SERIES-3	vs. Colorado, 1978 Preliminary series
GOALS AGAINST, THREE-GAME SERIES-18	vs. NY Rangers, 1983 Preliminary series
GOALS AGAINST, FOUR-GAME SERIES-20	vs. Chicago, 1971 Quarterfinals
GOALS AGAINST, FIVE-GAME SERIES-28	vs. NY Rangers, 1979 Quarterfinals
GOALS AGAINST, SIX-GAME SERIES - 28	vs. Pittsburgh, 2018 First Round
GOALS AGAINST, SEVEN-GAME SERIES-23	vs. Toronto, 1976 Quarterfinals
GOALS IN A SERIES, BOTH TEAMS-56	vs. Toronto (FLYERS 33/Toronto 23), 1976 Quarterfinals vs. Pittsburgh (FLYERS 30/Pittsburgh 36), 2012 Quarterfinals
GOALS, BOTH TEAMS, TWO-GAME SERIES-9	vs. Colorado (FLYERS 6/Colorado 3), 1978 Preliminary series
GOALS, BOTH TEAMS, THREE-GAME SERIES-27	vs. NY Rangers (FLYERS 9/Rangers 18), 1983 Division Semifinals
GOALS, BOTH TEAMS, FOUR-GAME SERIES-34	vs. NY Rangers (Rangers 19/FLYERS 15), 1982 Division Semifinals
GOALS, BOTH TEAMS, FIVE-GAME SERIES-41	vs. Minnesota (FLYERS 27/Minnesota 14), 1980 Semifinals
GOALS, BOTH TEAMS, SIX-GAME SERIES - 56	vs. Pittsburgh (FLYERS 30/Penguins 26), 2012 Quarterfinals
GOALS, BOTH TEAMS, SEVEN-GAME SERIES-56	

vs. Toronto (FLYERS 33/Toronto 23), 1976 Quarterfinals
PENALTIES-95
vs. Washington, 1988 Division Semifinals
PENALTIES BY OPPONENT-82
vs. Washington, 1988 Division Semifinals
PENALTIES, BOTH TEAMS-177
vs. Washington, 1988 Division Semifinals
PENALTY MINUTES-298
vs. Washington, 1988 Division Semifinals
PENALTY MINUTES BY OPPONENT-230
vs. Toronto, 1976 Quarterfinals
PENALTY MINUTES, BOTH TEAMS-525
vs. Toronto, 1976 Quarterfinals
POWER PLAY GOALS - 12
vs. Pittsburgh, 2012 Conference Quarterfinals
POWER PLAY GOALS AGAINST**-15
vs. NY Islanders, 1980 Finals
POWER PLAY GOALS, BOTH TEAMS**-21
vs. NY Islanders (Islanders 15/FLYERS 6), 1980 Finals
vs. Pittsburgh (FLYERS 11/Pittsburgh 10), 1989 Division Finals
SHORTHANDED GOALS-4
vs. Pittsburgh, 1989 Division Finals
SHUTOUTS-3
vs. Montreal, 2010 Conf. Finals
SHUTOUTS AGAINST-3
vs. Ottawa, 2002 Eastern Conference Quarterfinals

FEWEST...

GOALS IN A SERIES - 2	vs. Ottawa, 2002 Eastern Conference Quarterfinals
GOALS, TWO-GAME SERIES - 6	vs. Colorado, 1978 Preliminary series
GOALS, THREE-GAME SERIES-5	vs. Washington, 1984 Division Semifinals
GOALS, FOUR-GAME SERIES-3	vs. St. Louis, 1969 Quarterfinals
GOALS, FIVE-GAME SERIES*-2	vs. Ottawa, 2002 Eastern Conference Quarterfinals
GOALS, SIX-GAME SERIES - 6	vs. Washington, 2016 First Round
GOALS, SEVEN-GAME SERIES-15	vs. New Jersey, 2000 Conference Finals
GOALS AGAINST IN A SERIES - 3	vs. Colorado, 1978 Preliminary series
GOALS AGAINST, TWO-GAME SERIES-3	vs. Colorado, 1978 Preliminary series
GOALS AGAINST, THREE-GAME SERIES-6	vs. Edmonton, 1980 Preliminary series
GOALS AGAINST, FOUR-GAME SERIES-6	vs. Atlanta, 1974 Quarterfinals vs. Toronto, 1975 Quarterfinals
GOALS AGAINST, FIVE-GAME SERIES-7	vs. Montreal, 2010 Conf. Finals vs. NY Rangers, 1980 Quarterfinals
GOALS AGAINST, SIX-GAME SERIES - 9	vs. Toronto, 1999 Conference Quarterfinals
GOALS AGAINST, SEVEN-GAME SERIES - 16	vs. NY Islanders, 1975 Semifinals vs. Toronto, 2003 Eastern Conference Quarterfinals
GOALS IN A SERIES, BOTH TEAMS-9	vs. Colorado (FLYERS 6/Colorado 3), 1978 Preliminary series
GOALS, BOTH TEAMS, TWO-GAME SERIES-9	vs. Colorado (FLYERS 6/Colorado 3), 1978 Preliminary series
GOALS, BOTH TEAMS, THREE-GAME SERIES-18	vs. Edmonton (FLYERS 12/Edmonton 6), 1980 Preliminary series
GOALS, BOTH TEAMS, FOUR-GAME SERIES-20	vs. St. Louis (St. Louis 17/FLYERS 3), 1969 Quarterfinals
GOALS, BOTH TEAMS, FIVE-GAME SERIES-13	vs. Ottawa (FLYERS 2/Senators 11), 2002 Eastern Conference Quarterfinals
GOALS, BOTH TEAMS, SIX-GAME SERIES - 20	vs. Toronto (FLYERS 11/Toronto 9), 1999 Conference Quarterfinals



PLAYOFF RECORD BOOK

vs. Washington (FLYERS 6/Washington 14),
2016 First Round

GOALS, BOTH TEAMS, SEVEN-GAME SERIES-33

vs. New Jersey (New Jersey 18/FLYERS 15), 2000 Conference Finals

PENALTY MINUTES-29

vs. Colorado, 1978 Preliminary series

TEAM RECORDS: PLAYOFF GAME

MOST...

DECISIVE WIN-7-0

vs. Minnesota, 1980 Semifinals #2, May 1, 1980

DECISIVE WIN AT HOME-7-0

vs. Minnesota, 1980 Semifinals #2, May 1, 1980

DECISIVE WIN ON ROAD-7-1

vs. NY Rangers, 1986 Division Semifinals #4, April 14, 1986

DECISIVE LOSS-8-0

at Buffalo, 2001 Conf. Quarterfinals #6, April 21, 2001

DECISIVE LOSS AT HOME-7-1

vs. NY Rangers, 1979 Quarterfinals #2, April 18, 1979

vs. Buffalo, 2006 Conf. Quarterfinals #6, May 2, 2006

DECISIVE LOSS ON ROAD-8-0

at Buffalo, 2001 Conf. Quarterfinals #6, April 21, 2001

GOALS-9

vs. Calgary, 1981 Quarterfinals #5, April 22, 1981

GOALS AGAINST-10

vs. Pittsburgh, 1989 Division Finals #5, April 25, 1989

vs. Pittsburgh, 2012 Quarterfinals #4, April 18, 2012

GOALS, BOTH TEAMS-17

at Pittsburgh (Pittsburgh 10/FLYERS 7), 1989 Division Finals #5, April 25, 1989

POWER PLAY GOALS, BOTH TEAMS-7

vs. NY Rangers, 1985 Division Semifinals #3, April 13, 1985 at New York, FLYERS 6 (4 PP goals), Rangers 5 (3 PP goals)

vs. Pittsburgh, 2012 Conference Quarterfinals #4,

April 18, 2012, vs. Pittsburgh, Pittsburgh 10 (4 PP goals), FLYERS 3 (3 PP goals)

PENALTY MINUTES-107

vs. Toronto, 1976 Quarterfinals #3, April 15, 1976

PENALTY MINUTES BY OPPONENT-94

vs. Toronto, 1976 Quarterfinals #6, April 22, 1976

PENALTY MINUTES, BOTH TEAMS-185

vs. Toronto (Toronto 94/FLYERS 91), 1976 Quarterfinals #6, April 22, 1976

SHOTS ON GOAL-53

at Pittsburgh, 1997 Conference Quarterfinals #3,
April 21, 1997

SHOTS ON GOAL AGAINST-64

vs. St. Louis, 1968 Quarterfinals #6, April 16, 1968

SHOTS ON GOAL DURING AN OVERTIME GAME-75

at Toronto (3-OT), 2003 Conference Quarterfinals #4,
April 16, 2003

SHOTS ON GOAL, BOTH TEAMS-107

vs. St. Louis (St. Louis 64/FLYERS 43), 1968 Quarterfinals #6, April 16, 1968

SHOTS ON GOAL DURING AN OVERTIME GAME, BOTH TEAMS-130

at Pittsburgh-5OT (FLYERS 72/Pittsburgh 58) 2000 Conference Semifinal #4, May 4, 2000

FEWEST...

SHOTS ON GOAL-11

at Washington, 2016 First Round #5, April 22, 2016

SHOTS ON GOAL, BOTH TEAMS-33

vs. Florida (FLYERS 18/Florida 15) 1996 Conference Semifinals #1, May 2, 1996

FASTEST...

GOAL AGAINST-15 seconds

at Pittsburgh, Sidney Crosby
2012 Conference Quarterfinals #2, April 13, 2012

TWO GOALS, FLYERS-13 seconds

vs. Toronto, GARY DORNHOEFER, 11:24 of 2nd period
and DON SALESKI, 11:37 of 2nd period.
1976 Quarterfinals, Game 5, April 20, 1976

THREE GOALS, BOTH TEAMS-31 SECONDS

vs. Edmonton, Wayne Gretzky, 1:10 of 1st period

Wayne Gretzky, 1:25 of 1st period

DERRICK SMITH, 1:41 of 1st period

1985 Finals #3, May 25, 1985

FOUR GOALS, BOTH TEAMS*-1 minute 33 seconds

vs. Toronto, DON SALESKI, 10:03 of 2nd period

Bob Neely, 10:42 of 2nd period

GARY DORNHOEFER, 11:24 of 2nd period

DON SALESKI, 11:37 of 2nd period

1976 Quarterfinals #5, April 20, 1976

FIVE GOALS, BOTH TEAMS-3 minutes 20 seconds

vs. Minnesota, Paul Shmyr, 13:20 of 1st period

Steve Christoff, 13:59 of 1st period

KEN LINSEMAN, 14:54 of 1st period

TOM GORENCE, 15:36 of 1st period

KEN LINSEMAN, 16:40 of 1st period

1980 Semifinals #1, April 29, 1980

LONGEST...

GAME - 152:01

at Pittsburgh, 2000 ECSF #4, May 4, 2000

GAME AT HOME - 90:07

vs. Boston, 1977 SF #2, April 26, 1977

GAME ON ROAD - 152:01

at Pittsburgh, 2000 ECSF #4, May 4, 2000

MISCELLANEOUS...

MOST SAVES BY A GOALTENDER, SHUTOUT WIN - 44

at Washington, 2016 First Round #5, April 22, 2016

MOST SAVES BY A GOALTENDER, REGULATION WIN - 44

at Washington, 2016 First Round #5, April 22, 2016

LARGEST SHOT DIFFERENTIAL AGAINST, OVERALL & PLAYOFF

SHUTOUT WIN- 33

at Washington, 2016 First Round #5, April 22, 2016 (44-11)

TEAM RECORDS FOR ONE PERIOD

MOST...

GOALS-5

vs. Toronto, 2nd period, 1976 Quarterfinals #7, April 25, 1976

vs. Calgary, 1st period, 1981 Quarterfinals #5, April 22, 1981

vs. NY Rangers, 2nd period, 1985 Division Semifinals #3, April 13, 1985

vs. NY Rangers, 2nd period, 1986 Division Semifinals #4, April 14, 1986

vs. NY Rangers, 3rd period, 1987 Division Semifinals #2, April 9, 1987

GOALS AGAINST-6

vs. NY Rangers, 3rd period, 1979 Quarterfinals #5, April 24, 1979

vs. Pittsburgh, 1st period, 1989 Division Finals #5, April 25, 1989

GOALS, BOTH TEAMS*-9

vs. NY Rangers (Rangers 6/FLYERS 3), 3rd period, 1979 Quarterfinals #5,

April 24, 1979

SHOTS ON GOAL, HOME-20

vs. Toronto, 2nd period, 1976 Quarterfinals #7, April 25, 1976 vs.

Minnesota, 2nd period, 1980 Semifinals #2, May 1, 1980

SHOTS ON GOAL, AWAY-28

at Pittsburgh 1997 Conference Quarterfinals #3, April 21, 1997

SHOTS ON GOAL AGAINST, HOME-20

vs. Pittsburgh, 2nd period, 2009 Conference Quarterfinals #6, April 25,

2009

SHOTS ON GOAL AGAINST, AWAY-27

vs. Toronto, 2nd period, 1976 Quarterfinals #3,

April 15, 1976

vs. Islanders, 2nd period, 1985 Division Finals #3,

April 23, 1985

SHOTS ON GOAL, BOTH TEAMS-39

at Pittsburgh, (FLYERS 28/Pittsburgh 11), 1st period,

1997 Conference Quarterfinals #3, April 21, 1997

FEWEST...

SHOTS ON GOAL-1

vs. NY Rangers, 1st overtime period, 1979 Quarterfinals #1, April 16, 1979

vs. NY Islanders, 1st overtime period, 1980 Finals #1, May 13, 1980

vs. Quebec, 1st overtime period, 1981 Preliminary series #4, April 12, 1981

vs. Toronto, 2nd period, 2004 Conference Semifinals #2, April 25, 2004

SHOTS ON GOAL, 20-MINUTE PERIOD-1

vs. Toronto, 2nd period, 2004 Conference Semifinals #2, April 25, 2004

SHOTS ON GOAL AGAINST*-0

vs. Colorado, 1st overtime period, 1978

Preliminary series #1, April 11, 1978

SHOTS ON GOAL AGAINST, 20-MINUTE PERIOD-1

vs. Boston, 3rd period, 1977 Semifinals #2, April 26, 1977 at Montreal, 2nd period, 2010 Conf. Final #4, May 22, 2010

INDIVIDUAL RECORDS: PLAYOFF CAREER

POINTS-119 - Bobby Clarke	YEARS IN PLAYOFFS-13 - Bobby Clarke
ASSISTS-77 - Bobby Clarke	GAMES PLAYED-136 - Bobby Clarke
PENALTY MINUTES-363 - Dave Schultz	HAT TRICKS-3 - Rick MacLeish - Tim Kerr
GOALS-53 - Rick MacLeish - Bill Barber	

MOST...

INDIVIDUAL RECORDS: PLAYOFF

ASSISTS-20 - Pelle Eklund, 1987	- Rick MacLeish, 1975
GOALS**-19 - Reggie Leach, 1976	SHUTOUTS-4 - Bernie Parent, 1975
POINTS-30 - Danny Briere, 2010	MINUTES PLAYED BY A GOAL-IE-1,540 - Ron Hextall, 1987
PENALTY MINUTES-139 - Dave Schultz, 1974	
SHORTHANDED GOALS**-3 - Bill Barber, 1980	
HAT TRICKS-2	

YEAR

MOST...

INDIVIDUAL RECORDS: PLAYOFF SERIES

MOST...

ASSISTS-9 Danny Briere vs. Chicago, 2010 Stanley Cup Final
ASSISTS AGAINST-9 Darryl Sittler, Toronto, 1977 Quarterfinals
GOALS-10 Tim Kerr vs. Pittsburgh, 1989 Division Finals
POWER PLAY GOALS-5 Tim Kerr vs. Pittsburgh, 1989 Division Finals
SHORTHANDED GOALS**-3 Bill Barber vs. Minnesota, 1980 Semifinals
GOALS AGAINST-7 Wayne Gretzky, Edmonton, 1985 Finals
PENALTY MINUTES*-116 Dave Schultz vs. Toronto, 1976 Quarterfinals
PENALTY MINUTES BY OPPONENT-72 Dave Williams, Toronto, 1976 Quarterfinals
POINTS-15 Tim Kerr (10G, 5A) vs. Pittsburgh, 1989 Division Finals
POINTS AGAINST-13 Jake Guentzel, Pittsburgh (6G, 7A), 2018 First Round
SHUTOUTS-3 Michael Leighton vs. Montreal, 2010 Conf. Finals

INDIVIDUAL RECORDS: PLAYOFF GAME

MOST...

ASSISTS-4 Bobby Clarke vs. Boston, 1976 Semifinal #5, May 6, 1976 Bob Dailey vs. Minnesota, 1980 Semifinal #2, May 1, 1980 Ken Linseman vs. Calgary, 1981 Quarterfinal #5, April 22, 1981 Brian Propp vs. Edmonton, 1987 Final #5, May 26, 1987 Mark Recchi vs. Pittsburgh, 2000 Conference Semifinal #5, May 7, 2000 Matt Carle vs. Boston, 2010 Conference Semifinal #4, May 7, 2010
GOALS**-5

Reggie Leach vs. Boston, 1976 Semifinals #5, May 6, 1976

GOALS AGAINST**-5

Darryl Sittler, Toronto, 1976 Quarterfinals #6, April 22, 1976
Mario Lemieux, Pittsburgh, 1989 Division Finals #5, April 25, 1989

PENALTY MINUTES*-42

Dave Schultz vs. Toronto, 1976 Quarterfinals #6, April 22, 1976

PENALTY MINUTES BY OPPONENT-34

Dave Williams, Toronto, Quarterfinals #6, April 22, 1976

POINTS - 6

Claude Giroux (3 Goals/3 Assists) vs. Pittsburgh, 2012 Quarterfinals #2, April 13, 2012

POINTS BY A ROOKIE

Peter Zedel, (1 Goals/3 Assists), 1985 Division Semifinals #3, April 13, 1985 vs. NY Rangers
Sean Couturier, (3 Goals/1 Assists), 2012 Conference Quarterfinals #2, April 13, 2012 vs. Pittsburgh

POINTS AGAINST**-8

Mario Lemieux, Pittsburgh (5 Goals/3 Assists), 1989 Division Finals #5, April 25, 1989

POWER PLAY GOALS**-3

Tim Kerr vs. NY Rangers, 2nd period, 1985 Division Semifinals #3, April 13, 1985

SAVES, SHUTOUT WIN - 44

SAVES, REGULATION WIN - 44

Michal Neuvirth at Washington, 2016 First Round #5, April 22, 2016

FASTEST...

TWO GOALS-41 seconds

Eric Lindros at Buffalo, 8:32 of 2nd period, 9:13 of 2nd period, 1997 Conference Semifinals #5, May 11, 1997

THREE GOALS-3 minutes 24 seconds

Tim Kerr vs NY Rangers, 14:58 of 2nd period, 16:42 of 2nd period, 18:22 of 2nd period, 1985 Division Semifinals #3, April 13, 1985

FOUR GOALS*-8 minutes 16 seconds

Tim Kerr vs. NY Rangers, 10:06 of 2nd period, 14:58 of 2nd period, 16:42 of 2nd period, 18:22 of 2nd period, 1985 Division Semifinals #3, April 13, 1985

INDIVIDUAL RECORDS: PLAYOFF PERIOD

MOST...

ASSISTS**-3

Barry Ashbee vs. Minnesota, 2nd period, 1973 Quarterfinals #2, April 5, 1973
Ken Linseman vs. Calgary, 1st period, 1981 Quarterfinals #5, April 22, 1981
Peter Zedel vs. NY Rangers, 2nd period, 1985 Division Semifinals #3, April 13, 1985
Tim Kerr vs. NY Islanders, 1st period, 1985 Division Finals #2, April 21, 1985
Paul Coffey vs. Buffalo, 1st period, 1997 Conference Semifinals #3, May 7, 1997
Rod Brind'Amour at Buffalo, 2nd period, 1997 Conference Semifinals #5, May 11, 1997

GOALS**-4

Tim Kerr at NY Rangers, 2nd period, 1985 Division Semifinals #3, April 13, 1985

POWER PLAY GOALS*-3

Tim Kerr at NY Rangers, 2nd period, 1985 Division Semifinals #3, April 13, 1985

POINTS**-4

Tim Kerr at NY Rangers, 2nd period, 1985 Division Semifinals #3, April 13, 1985

INDIVIDUAL RECORDS: MISCELLANEOUS

LOWEST GOALS AGAINST AVERAGE, PLAYOFF YEAR -

1.35 Bernie Parent, 1968

MOST CONSECUTIVE GAMES SCORING A GOAL*-10

Reggie Leach, April 17, 1976 to May 9, 1976

FASTEST GOAL FROM START OF PERIOD (other than first)*-6 sec.

Pelle Eklund, 2nd period, 1989 Division Finals #5, April 25, 1989

*NHL Record **Ties NHL Record



PLAYOFF RECORD BOOK

THE FLYERS ARE 9-8 IN GAMES SEVENS:

April 18, 1968	St. Louis	3	at	FLYERS	1	L
May 5, 1974	NY Rangers	3	at	FLYERS	4	W
May 13, 1975	NY Islanders	1	at	FLYERS	4	W
April 25, 1976	Toronto	3	at	FLYERS	7	W
April 26, 1981	Calgary	4	at	FLYERS	1	L
May 2, 1987	NY Islanders	1	at	FLYERS	5	W
May 31, 1987	FLYERS	1	at	Edmonton	3	L
April 16, 1988	FLYERS	4	at	Washington	5	L(OT)
April 29, 1989	FLYERS	4	at	Pittsburgh	1	W
May 26, 2000	New Jersey	2	at	FLYERS	1	L
April 22, 2003	Toronto	1	at	FLYERS	6	W
May 22, 2004	FLYERS	1	at	Tampa Bay	2	L
April 22, 2008	FLYERS	3	at	Washington	2	W(OT)
May 14, 2010	FLYERS	4	at	Boston	3	W
April 26, 2011	Buffalo	2	at	FLYERS	5	W
April 30, 2014	FLYERS	1	at	NY Rangers	2	L
Sept. 2, 2020*	NY Islanders	4	at	FLYERS	0	L

* Flyers were home team for game played in 2020 Eastern Conference bubble at TOR

FLYERS BEST-OF-SEVEN PLAYOFF SERIES RECORDS

Record in:	Game 1	Game 2	Game 3	Game 4	Game 5	Game 6	Game 7
	33-40	40-33	35-38	36-37	37-27	22-20	9-8

	Game 1	Game 2	Game 3	Game 4	Game 5	Game 6	Next Round
Series Record When Winning:	24-9	30-10	25-10	25-11	27-10	16-6	
Series Record When Losing:	15-25	9-24	14-24	14-23	9-18	6-14	

	Leading 1-0	Trailing 0-1					
Flyers Game 2 Record When:	18-15	22-18					
Flyers Series Record When:	24-9	15-25					
	Leading 2-0	Trailing 0-2	Tied 1-1				
Flyers Game 3 Record When:	10-8	9-9	16-21				
Flyers Series Record When:	18-0	3-15	18-19				
	Leading 3-0	Leading 2-1	Trailing 0-3	Trailing 1-2			
Flyers Game 4 Record When:	3-7	16-8	3-6	14-16			
Flyers Series Record When:	10-0	21-3	1-8	7-23			
	Leading 3-1	Trailing 3-1	Tied 2-2				
Flyers Game 5 Record When:	14-9	11-8	12-10				
Flyers Series Record When:	21-2	1-18	14-8				
	Leading 3-2	Trailing 3-2					
Flyers Game 6 Record When:	13-8	9-12					
Flyers Series Record When:	19-2	3-18					

Flyers Record when facing elimination:* 34-38

*Includes best-of-three and best-of-five series

*After winning Game 7, the Flyers have won the following series six times (6-3)

PLAYOFF OVERTIME RESULTS

GOAL SCORER	DATE	SCORE	OPPONENT	TIME	RECORD
Larry Keenan	Apr. 10, 1968	2-3	@ St. Louis	24:10	0-1
Don Blackburn	Apr. 16, 1968	2-1	@ St. Louis	31:18	1-1
Gary Dornhoefer	Apr. 10, 1973	3-2	vs. Minnesota	8:35	2-1
Rick MacLeish	Apr. 14, 1973	5-4	@ Montreal	2:56	3-1
Larry Robinson	Apr. 16, 1973	3-4	@ Montreal	6:45	3-2
Dave Schultz	Apr. 14, 1974	4-3	@ Atlanta	5:40	4-2
Rod Gilbert	Apr. 28, 1974	1-2	@ NY Rangers	4:20	4-3
Bobby Clarke	May 9, 1974	3-2	@ Boston	12:01	5-3
Andre Dupont	Apr. 19, 1975	4-3	@ Toronto	1:45	6-3
Bobby Clarke	May 1, 1975	5-4	vs. NY Islanders	2:56	7-3
Jude Drouin	May 7, 1975	3-4	@ NY Islanders	1:53	7-4
Rene Robert	May 20, 1975	4-5	@ Buffalo	18:29	7-5
Reggie Leach	Apr. 29, 1976	2-1	vs. Boston	13:38	8-5
Rick MacLeish	Apr. 15, 1977	4-3	@ Toronto	2:55	9-5
Reggie Leach	Apr. 17, 1977	6-5	@ Toronto	19:10	10-5
Rick Middleton	Apr. 24, 1977	3-4	vs. Boston	2:57	10-6
Terry O'Reilly	Apr. 26, 1977	4-5	vs. Boston	30:07	10-7
Mel Bridgman	Apr. 11, 1978	3-2	vs. Colorado	0:23	11-7
Rick Middleton	May 2, 1978	2-3	@ Boston	1:43	11-8
Ken Linseman	Apr. 16, 1979	3-2	vs. NY Rangers	10:44	12-8
Bobby Clarke	Apr. 8, 1980	4-3	vs. Edmonton	8:06	13-8
Ken Linseman	Apr. 11, 1980	3-2	@ Edmonton	23:56	14-8
Denis Potvin	May 13, 1980	3-4	vs. NY Islanders	4:07	14-9
Bobby Nystrom	May 24, 1980	4-5	@ NY Islanders	7:11	14-10
Dale Hunter	Apr. 12, 1981	3-4	@ Quebec	0:37	14-11
Mark Howe	Apr. 10, 1985	5-4	vs. NY Rangers	8:01	15-11
Peter Statsny	May 5, 1985	1-2	@ Quebec	6:20	15-12
Ilkka Sinisalo	May 4, 1987	4-3	vs. Montreal	9:11	16-12
Jari Kurri	May 20, 1987	2-3	@ Edmonton	6:50	16-13
Murray Craven	Apr. 10, 1988	5-4	vs. Washington	1:18	17-13
Dale Hunter	Apr. 16, 1988	4-5	@ Washington	5:57	17-14
Kelly Miller	Apr. 8, 1989	3-4	vs. Washington	0:51	17-15
Phil Bourque	Apr. 21, 1989	3-4	vs. Pittsburgh	12:08	17-16
Dave Poulin	May 9, 1989	2-1	@ Montreal	5:02	18-16
Karl Dykhuis	May 7, 1995	4-3	vs. Buffalo	10:06	19-16
Eric Desjardins	May 21, 1995	5-4	vs. NY Rangers	7:03	20-16
Kevin Haller	May 22, 1995	4-3	vs. NY Rangers	0:25	21-16
Eric Lindros	June 7, 1995	3-2	@ New Jersey	4:19	22-16
Brian Bellows	Apr. 18, 1996	1-2	vs. Tampa Bay	9:05	22-17
Alexander Selivanov	Apr. 21, 1996	4-5	@ Tampa Bay	2:04	22-18
Dave Lowry	May 9, 1996	3-4	@ Florida	4:06	22-19
Mike Hough	May 12, 1996	1-2	vs. Florida	28:05	22-20
Ed Ronan	May 9, 1997	4-5	vs. Buffalo	6:24	22-21
Michal Grosek	May 1, 1998	2-3	vs. Buffalo	5:40	22-22
Yanic Perreault	Apr. 30, 1999	1-2	@ Toronto	11:51	22-23
Stu Barnes	Apr. 18, 2000	2-3	@ Buffalo	4:42	22-24
Andy Delmore	May 2, 2000	4-3	@ Pittsburgh	11:01	23-24
Keith Primeau	May 4, 2000	2-1	@ Pittsburgh	92:01	24-24
Jay McKee	Apr. 14, 2001	3-4	vs. Buffalo	18:02	24-25
Curtis Brown	Apr. 17, 2001	3-4	@ Buffalo	6:13	24-26
Ruslan Fedotenko	Apr. 17, 2002	1-0	vs. Ottawa	7:47	25-26
Martin Havlat	Apr. 26, 2002	1-2	vs. Ottawa	7:33	25-27
Tomas Kaberle	Apr. 14, 2003	3-4	@ Toronto	27:20	25-28
Mark Recchi	Apr. 16, 2003	3-2	@ Toronto	53:54	26-28
Travis Green	Apr. 21, 2003	1-2	@ Toronto	30:51	26-29
Wade Redden	Apr. 29, 2003	2-3	vs. Ottawa	6:43	26-30
Jeremy Roenick	May 4, 2004	3-2	@ Toronto	7:39	27-30
Simon Gagne	May 20, 2004	5-4	vs. Tampa Bay	18:18	28-30
Daniel Briere	Apr. 22, 2006	2-3	@ Buffalo	27:31	28-31
Mike Knuble	Apr. 17, 2008	4-3	vs. Washington	26:40	29-31
Joffrey Lupul	Apr. 22, 2008	3-2	@ Washington	6:06	30-31
Tom Kostopoulos	Apr. 24, 2008	3-4	@ Montreal	0:48	30-32
Bill Guerin	Apr. 17, 2009	2-3	@ Pittsburgh	18:29	30-33
Dan Carcillo	Apr. 18, 2010	3-2	vs. New Jersey	3:35	31-33
Marc Savard	May 1, 2010	4-5	@ Boston	13:52	31-34
Simon Gagne	May 7, 2010	5-4	vs. Boston	14:40	32-34
Claude Giroux	June 2, 2010	4-3	vs. Chicago	5:59	33-34
Patrick Kane	June 9, 2010	4-3	vs. Chicago	4:06	33-35
Tyler Ennis	April 22, 2011	3-4	vs. Buffalo	5:31	33-36
Ville Leino	April 24, 2011	5-4	@ Buffalo	4:43	34-36
David Krejci	May 2, 2011	2-3	vs. Boston	14:00	34-37
Jakub Voracek	April 11, 2012	4-3	@ Pittsburgh	2:23	35-37
Danny Briere	April 29, 2012	4-3	vs. New Jersey	4:36	36-37
Alexei Ponikarovsky	May 3, 2012	4-3	at New Jersey	17:21	36-38
Phil Myers	Aug 26, 2020	4-3	vs. NY Islanders	2:41	37-38
Scott Laughton	Sept. 1, 2020	4-3	vs. NY Islanders	12:20	38-38
Ivan Provorov	Sept. 3, 2020	5-4	@ NY Islanders	35:03	39-38

Longest OT game:

Home: 30:07, April 26, 1977, Boston 5-FLYERS 4 - Goal scored by Terry O'Reilly
 Away: 92:01, May 4, 2000, FLYERS 2-Pittsburgh 1 - Goal scored by Keith Primeau

Shortest OT game:

Home: 0:23, April 11, 1978, FLYERS 3-Colorado 2 - Goal scored by Mel Bridgman
 Away: 0:37, April 12, 1981, Quebec 4-FLYERS 3 - Goal scored by Dale Hunter



PLAYOFF HAT TRICKS

FLYERS PLAYOFF HAT TRICKS

YEAR	PLAYER	DATE	SCORE	GOALTENDER(S)
1967-68	R. Paiement	April 13	St. Louis 1 at FLYERS 6	G. Hall
1973-74	R. MacLeish (a)	April 11	Atlanta 1 at FLYERS 5	P. Myre
1974-75	R. MacLeish	April 13	Toronto 3 at FLYERS 6	G. McRae
	R. MacLeish	May 13	NY Islanders 1 at FLYERS 4	G. Reach
1975-76	D. Saleski	April 20	Toronto 1 at FLYERS 7	W. Thomas
	R. Leach(b)	May 6	Boston 3 at FLYERS 6	G. Gilbert
1979-80	B. Barber(c)	May 4	FLYERS 5 at Minnesota 3	G. Meloche
	P. Holmgren	May 15	NY Islanders 3 at FLYERS 8	B. Smith(2),G. Resch
1980-81	B. Barber	April 9	Quebec 4 at FLYERS 8	D. Bouchard
	B. Propp(a)	April 22	Calgary 4 at FLYERS 9	P. Riggan
1984-85	T. Kerr(a,c)	April 13	FLYERS 6 at NY Rangers 5	G. Hanlon
	B. Propp(a)	April 21	NY Islanders at FLYERS 5	B. Smith
1985-86	P. Zezel	April 14	FLYERS 7 at NY Rangers 1	J. Vanbiesbrouck
1986-87	T. Kerr	April 20	NY Islanders 2 at FLYERS 4	K. Hruday
	P. Eklund	May 10	FLYERS 6 at Montreal 3	B. Hayward(1), P. Roy (2)
1988-89	T. Kerr(a)	April 19	FLYERS 4 at Pittsburgh 2	T. Barraso
1994-95	J. LeClair	May 21	NY Rangers 4 at FLYERS 5 (OT)	M. Richter
1996-97	E. Lindros	May 20	FLYERS 6 at NY Rangers 3	M. Richter (2), ENG(1)
1999-00	A. Delmore	May 7	Pittsburgh 3 at FLYERS 6	R. Tugnutt (2),P. Skudra (1)
2003-04	K. Primeau	May 2	Toronto 2 at FLYERS 7	E. Belfour (2),T. Kidd (1)
2011-12	S. Couturier (a)	April 13	FLYERS 8 at Pittsburgh 5	M. Fleury
	C. Giroux	April 13	FLYERS 8 at Pittsburgh 5	M. Fleury
2013-14	W. Simmonds	April 29	NY Rangers 2 at FLYERS 5	H. Lundqvist
2017-18	S. Couturier	April 22	Pittsburgh 8 at FLYERS 5	M. Murray

(a) Natural Hat Trick, (b) Five Goals, (c) Four Goals

FLYERS PLAYOFF HAT TRICKS AGAINST

YEAR	PLAYER	DATE	SCORE	GOALTENDER(S)
1970-71	J. Pappin	April 11	Chicago 6 at FLYERS 2	B. Gamble
1975-76	D. Sittler(a)	April 22	FLYERS 5 at Toronto 8	B. Parent
1976-77	L. McDonald(b)	April 17	FLYERS 6 at Toronto 5 (OT)	W. Stephenson
1979-80	R. Duguay	April 20	FLYERS 2 at NY Rangers 4	P. Peters
1984-85	W. Gretzky	May 25	FLYERS 3 at Edmonton 4	P. Lindbergh
1988-89	M. Lemieux(a)	April 25	FLYERS 7 at Pittsburgh 10	R. Hextall(4), ENG(1)
1994-95	B. Leetch	May 22	NY Rangers 3 at FLYERS 4 (OT)	R. Hextall
1996-97	W. Gretzky	May 18	NY Rangers 5 at FLYERS 4	G. Snow
2002-03	A. Mogilny	April 9	Toronto 5 at FLYERS 3	R. Cechmanek(2), ENG(1)
2005-06	J.P. Dumont	April 24	FLYERS 2 at Buffalo 8	R. Esche(2), A. Niittymaki(1)
	J. Pominville	April 24	FLYERS 2 at Buffalo 8	R. Esche(1), A. Niittymaki(2)
2011-12	J. Staal	April 18	Pittsburgh 10 at FLYERS 3	I. Bryzgalov(1), S. Sobrovyky(2)
2017-18	S. Crosby	April 11	FLYERS 0 at Pittsburgh 7	P. Mrazek(2), B. Elliott (1)
	J. Guentzel (b)	April 22	Pittsburgh 8 at FLYERS 5	M. Neuvirth

(a) Natural Hat Trick, (b) Five Goals, (c) Four Goals

PLAYOFF PENALTY SHOTS

FLYERS PLAYOFF PENALTY SHOTS

PLAYER	DATE	OPPONENT	H/A	GOALTENDER(S)	RESULT
Bill Barber	May 7, 1975	NY Islanders	Away	Glenn Resch	No Goal
Ron Sutter	May 28, 1985	Edmonton	Away	Grant Fuhr	No Goal
Dave Poulin	May 30, 1985	Edmonton	Away	Grant Fuhr	No Goal
Eric Lindros	May 11, 1997	Buffalo	Away	Steve Shields	Goal
Eric Desjardins	April 16, 2000	Buffalo	Away	Dominik Hasek	No Goal
Mark Recchi	April 11, 2001	Buffalo	Home	Dominik Hasek	No Goal
Michael Richards	April 15, 2008	Washington	Home	Cristobal Huet	Goal
Ville Leino	May 12, 2010	Boston	Home	Tuukka Rask	No Goal

PLAYOFF PENALTY SHOTS VS.

PLAYER	DATE	OPPONENT	H/A	GOALTENDER	RESULT
Mats Sundin	April 22, 1999	Toronto	Away	John Vanbiesbrouck	No Goal
Robert Reichel	April 21, 2003	Toronto	Away	Roman Cechmanek	No Goal
Derek Roy	April 28, 2006	Buffalo	Home	Robert Esche	No Goal
Andrei Kostitsyn	April 24, 2008	Montreal	Away	Martin Biron	No Goal

PLAYOFF SHUTOUTS


FOR				
YEAR	DATE	OPPONENT	SCORE	GOALIE
1973	April 8	Minnesota	3-0	Favell
1974	April 20	NY RANGERS	4-0	Parent
	May 19	BOSTON	1-0	Parent
1975	April 15	TORONTO	3-0	Parent
	April 17	Toronto	2-0	Parent
1977	April 29	NY ISLANDERS	4-0	Stephenson
	May 4	NY Islanders	1-0	Parent
	May 27	Buffalo	2-0	Parent
1977	April 19	TORONTO	2-0	Stephenson
	April 19	NY Rangers	3-0	Peeters
1980	May 1	MINNESOTA	7-0	Myre
	April 16	Calgary	4-0	St. Croix
1985	April 18	NY ISLANDERS	3-0	Lindbergh
	April 28	NY ISLANDERS	1-0	Lindbergh
	May 16	QUEBEC	3-0	Lindbergh
1987	April 11	NY RANGERS	3-0	Hextall
	April 16	NY RANGERS	5-0	Hextall
1999	April 22	Toronto	3-0	Vanbiesbrouck
2000	April 16	Buffalo	2-0	Boucher
2002	April 17	OTTAWA	1-0 (OT)	Cechmanek
2003	April 27	Ottawa	2-0	Cechmanek
	May 1	OTTAWA	1-0	Cechmanek
2004	April 14	New Jersey	3-0	Esche
2008	April 13	Washington	2-0	Biron
2009	April 23	Pittsburgh	3-0	Biron
2010	April 22	New Jersey	3-0	Boucher
	May 10	Boston	4-0	Boucher/Leighton
2016	May 16	MONTREAL	6-0	Leighton
	May 18	MONTREAL	3-0	Leighton
	May 22	Montreal	3-0	Leighton
2016	April 22	Washington	2-0	Neuvirth
2020	Aug. 16	Montreal	1-0	Hart
	Aug. 18	Montreal	2-0	Hart

AGAINST				
YEAR	DATE	OPPONENT	SCORE	GOALIE
1968	April 4	ST. LOUIS	1-0	Hall
1969	April 3	St. Louis	5-0	Plante
	April 5	ST. LOUIS	3-0	Plante
1973	April 4	MINNESOTA	3-0	Maniago
	April 7	Minnesota	5-0	Maniago
1977	May 1	Boston	3-0	Cheevers
1979	April 22	NY Rangers	6-0	Oavidson
1981	April 11	Quebec	2-0	Bouchard
1987	April 8	NY RANGERS	3-0	Vanbiesbrouck
1989	May 3	Montreal	3-0	Roy
	May 7	MONTREAL	3-0	Roy
1996	May 2	FLORIDA	2-0	Vanbiesbrouck
1999	May 2	TORONTO	1-0	Joseph
2000	April 27	PITTSBURGH	2-0	Tugnutt
2001	April 21	Buffalo	8-0	Hasek
2002	April 20	OTTAWA	3-0	Lalime
	April 22	Ottawa	3-0	Lalime
2006	April 24	Ottawa	3-0	Lalime
	April 30	Buffalo	3-0	Miller
2008	May 18	Pittsburgh	6-0	Fleury
2011	April 14	BUFFALO	1-0	Miller
	April 20	Buffalo	1-0	Miller
2016	April 14	Washington	2-0	Holtby
	April 24	WASHINGTON	1-0	Holtby
2018	April 11	Pittsburgh	7-0	Murray
2020	April 18	PITTSBURGH	5-0	Murray
	Aug. 14	MONTREAL	5-0	Price
2020	Aug. 24	NY ISLANDERS	4-0	Varlamov
	Sept. 5	NY ISLANDERS	4-0	Greiss

HOME GAMES IN CAPS

8

CAM
YORK



TEAM
MEDIA

MEDIA POLICIES AND PROCEDURES

PHILADELPHIA
FLYERS

ACCESS: The Philadelphia Flyers organization and Hockey Communications department strive to make its players, coaches, management, and other personnel available in a timely and responsible fashion to all accredited members of the media.

PHILADELPHIAFLYERS.COM/PRESSBOX: The Philadelphia Flyers media website philadelphiaflyers.com/pressbox provides media access to the latest team news including press releases, game notes, multimedia and game day statistics, along with publications and other media information.

WELLS FARGO CENTER WI-FI INFORMATION

Wireless access is available throughout Wells Fargo Center by connecting to **xfinitywifi** network.

Ethernet cords are also available to media in the press box.

FLYERS TRAINING CENTER WI-FI INFORMATION

Wireless access is available throughout the Flyers Training Center by connecting to **CS Guest** network.

Please enter **w3lcom3!** for the password when instructed.

SINGLE-GAME CREDENTIALS: Single-game credentials must be submitted via the link at philadelphiaflyers.com/pressbox by clicking the "Request Credentials" tab at least 24 hours prior to each game time. Please email **Allie Samuelsson** for any credential requests and/or questions. Media credentials are not transferable and may be revoked for noncompliance or for violation of the NHL Media Access Policy.

ACCREDITATION: Once approved for full season and/or single-game credentials, media are only allowed to cover the Philadelphia Flyers for their approved affiliation. Submitting work gathered from access to games, practices, community events, etc. to any other outlet from which has not been approved or previously agreed upon by the Flyers Hockey Communications department may result in a revoked credential.

MEDIA ENTRANCE: Once approved, single-game credentials may be picked up beginning **three hours before game time** at the media entrance located at the Northeast 11th Street Security Entrance (corner that faces Xfinity Live & Lincoln Financial Field). Due to limited press box seating, approved credential requests will be seated on an as-available basis. Those persons holding full-season Flyers or NHL Team Management credentials **MUST** enter through the Northeast 11th Street Security Entrance.

GENE HART PRESS BOX: The Gene Hart Press Box is located on the East side of the Balcony Level of Wells Fargo Center. The media elevators to the press box are located off to the right after entering through the media entrance. A map of the Gene Hart Press Box seating arrangements will be on display in the lower press dining room and outside of the elevators on the Press Box level. All seats will be marked by a number that can be found on the seating chart with the media member's name and/or outlet on it. Credentials must be displayed at all times. There will be **NO PAPER** game notes or stats sheets provided. Please visit philadelphiaflyers.com/pressbox for updated game day materials. Line sheets will be provided.

***PRACTICE AT FLYERS TRAINING CENTER ACCESS:** Select Flyers players will be available in-person to accredited media members upon completion of practice in the Flyers locker room located on the east side of the first floor. Head Coach **John Tortorella** will be available in-person either prior to or upon completion of practice in the press conference room located on the north side of the second floor. Please contact **Joe Siville** if you have specific interview requests or questions. **CELL PHONES ARE FOR AUDIO ONLY INSIDE THE FLYERS LOCKER ROOM - NO VIDEO OR STILL PHOTOGRAPHY ALLOWED.**

DAY-OF-GAME INTERVIEWS: After completion of morning skate at the Flyers Training Center in Voorhees, N.J., which typically begins at approximately 10:30 a.m. (for a 7 p.m. start), is the best time to interview players and coaches on a game day. The Flyers typically make Head Coach **John Tortorella** available to media first in the press conference room followed by players in the Flyers locker room. Interviews that need advance preparation or special accommodation by a Flyers player or staff member, such as live television and radio interviews should be made by contacting

the Flyers Hockey Communications department no later than 9 a.m. on the day of the game.

POST-GAME INTERVIEWS: Approximately five minutes following the conclusion of each NHL game, the Flyers will make a representative number of players available in the Flyers locker room at Wells Fargo Center and Head Coach **John Tortorella** will be available in the press conference room near the Zamboni ice tunnel at Wells Fargo Center. Typically, Head Coach **John Tortorella** will speak following player availability for home and road games. **CELL PHONES ARE FOR AUDIO ONLY INSIDE THE FLYERS LOCKER ROOM - NO VIDEO OR STILL PHOTOGRAPHY ALLOWED.**

PHOTOGRAPHERS: Only photographers on assignment will be allowed access to designated photography locations at rink level and concourse positions. Wells Fargo Center spaces are accessible to local dailies and wire service photographers. Two photography positions are reserved for Flyers team photographers. Additional photography positions are determined on a first-come, first-served basis and positions will be assigned by team photographer, Len Redkoles. In all cases, photographers should check in with Len Redkoles before the start of warm-ups. It is not possible to accommodate freelance photographers.

PRESS DINING ROOM: Media possessing season credentials or those granted single-game credentials are invited to have a meal before each game in the press dining room, located on the event level. The Philadelphia Flyers charge media \$15 to eat in the press dining room. The room opens three hours before game time and closes at puck drop. Dining room usage is limited to those presenting valid Flyers credentials or NHL Team Management passes. It is impossible to accommodate family members, friends, guests, or others. Any abuse of dining room privileges may cause forfeiture of a media pass. Refreshments are also available in the press box during the game.

TELEVISION COVERAGE: All television stations are prohibited by the National Hockey League from shooting and distributing game footage of any contest that is being broadcast from Wells Fargo Center by the Philadelphia Flyers, the visiting team or network television. Requests for special features and the like should be directed to the Flyers Hockey Communications department. Television stations are prohibited from doing live shots with the Wells Fargo Center ice in the background from 90 minutes prior to puck drop until 30 minutes after the completion of a game due to the exclusive rights holder broadcast window.

MEDIA PARKING AT WELLS FARGO CENTER: Media parking is available for each home game at Wells Fargo Center. Please contact **Allie Samuelsson** at least 24 hours prior to game time to be added to the game day parking list. All media must park in H-Lot, located on the north side of the building that faces Xfinity Live.



HOCKEY COMMUNICATIONS TEAM



JOE SIVILLE

VICE PRESIDENT, HOCKEY COMMUNICATIONS

Joe Siville enters his 18th season with the organization, joining the Flyers Communications staff in July of 2007 as Coordinator of Media Services and Publications. He has served in additional positions during his tenure before being promoted to his current role as Vice President in June of 2023.

Since joining the Flyers, he has been a member of the Communications team that has been a finalist for the NHL's Dick Dillman Award as top Public Relations staff on 12 occasions since 2007-08. The team won the award four times: 2011-12, 2014-15, 2017-18 and 2021-22.

Prior to joining the Flyers, he was the Manager of Communications for the American Hockey League in Springfield, Mass., and spent two seasons as the Assistant Director of Communications for the ECHL in Princeton, NJ for two seasons (2004-05 & 2005-06).

A native of Cinnaminson, NJ, Siville holds a Bachelor of Arts degree in both Journalism and History from Rutgers, The State University of New Jersey, in New Brunswick, NJ. He and his wife, Jenna, currently reside in Pennsylvania with their two children.



LINDSAY EASTWOOD

MANAGER, PLAYER & HOCKEY COMMUNICATIONS

Lindsay Eastwood starts her first season with the Flyers organization after a year as the Manager of Communications and Team Services for the Kitchener Rangers of the Ontario Hockey League where she handled all of the team's communications and team services.

Prior to joining the Rangers, Eastwood played three seasons of professional hockey in the Premier Hockey Federation with the Toronto Six, which included winning the league championship, the Isobel Cup in 2023. Additionally, she played NCAA Division I women's hockey at Syracuse University (N.Y.) for five seasons, where she helped lead the team to their first team appearance in the NCAA Women's Ice Hockey Tournament.

The native of Kanata, Ontario also earned her bachelor's and masters degree in Television, Radio, Film with a Sports Emphasis from the Newhouse School of Public Communication.



ALLIE SAMUELSSON

COORDINATOR, HOCKEY COMMUNICATIONS

Alexandra Samuelsson is in her eighth season with the Flyers after being named Hockey Communications Coordinator ahead of the 2023-24 season.

Samuelsson joined the Philadelphia Flyers as an intern with the Public Relations department for the 2015-16 season. Samuelsson began her professional career as the post-graduate assistant in 2017 and was promoted to Game Operations Coordinator in 2019. During her tenure with the organization, she was a key member of the Flyers Communications team that was awarded the PHWA's Dick Dillman Award for top Public Relations staff following both the 2017-18 and 2021-22 seasons.

The native of Voorhees, N.J. graduated from The College of New Jersey in 2017 with a bachelor's degree in communication studies with a specialization in public and mass communication and sociology.



KATE KIZITAFF

MANAGER, TEAM PUBLICITY

Kate Kizitaff now enters her fourth season with the Flyers organization since joining Comcast Spectacor in May 2021. Over her tenure on the communications team, she has served in a range of positions before becoming Manager of Team Publicity for the Flyers in June 2024.

In her current role, Kizitaff leads efforts to publicize Flyers happenings with a focus on off-ice team news, community relations programs and Flyers Charities and Flyers Alumni initiatives. Prior to joining hockey communications, Kizitaff played an instrumental role in managing media relations and executing successful communications campaigns for Wells Fargo Center, Flyers business initiatives and the Philadelphia Wings.

A native of Sewell, N.J., Kizitaff earned a bachelor's degree in Public Relations from Temple University in 2020.



JAGGER LECLAIR

GRADUATE ASSISTANT, HOCKEY COMMUNICATIONS

Jagger LeClair is starting his inaugural season as a Hockey Communications Graduate Assistant with the Philadelphia Flyers. His journey into professional sports began with a role at IF Management in New York City, where he worked as a Talent Representative, gaining valuable experience in the industry.

A 2022 graduate of Miami University, LeClair majored in Sports Management and Leadership with a coaching concentration and minored in General Business. His academic and practical experiences have equipped him with a strong foundation in sports management.

Originally from Haverford, Pa., LeClair attended the Westminster School in Simsbury, CT, before pursuing his degree. Now based in Philadelphia, he is eager to bring his expertise and enthusiasm to his role with the Flyers.



MIKE ROMAN

GRADUATE ASSISTANT, HOCKEY COMMUNICATIONS

Mike Roman is entering his second season with the Philadelphia Flyers, having been promoted to Hockey Communications Graduate Assistant prior to the 2024-25 season. In this role, he supports the Communications team in various projects, contributing to the overall success of the department.

Roman initially joined the Flyers as a public relations intern for the 2023-24 season. His diverse experience in fast-paced environments has strengthened his ability to effectively manage multiple responsibilities and quickly adapt to evolving demands.

Roman graduated from Holy Family University in 2024 with a bachelor's degree in Sports Management. He grew up in Bensalem, PA and attended Holy Ghost Preparatory School.



TELEVISION BROADCASTERS



JIM JACKSON

TELEVISION PLAY-BY-PLAY ANNOUNCER

Jim Jackson begins his 32nd year with the Flyers and 30th as the club's television play-by-play announcer. He is a six-time Mid-Atlantic Emmy Award winner for Sports Play-By-Play/Color Commentary and twice a winner for Best Live Sports Coverage Series. He was selected as the 2011 Pennsylvania Broadcaster of the Year by the National Sportscasters & Sportswriters Association, and in 2019 he received the Bill Campbell Award from the Philadelphia Sports Writers Association for excellence in broadcasting. Jackson also spent 14 years as a member of the

broadcast team on the Philadelphia Phillies radio network.

Jackson joined the Flyers in 1993 as the team's radio play-by-play voice and served in that role for two seasons (1993-94 & 1994-95) before moving over to the TV side. He came to the Flyers after spending six years doing play-by-play for the Utica Devils, formerly the New Jersey Devils' American Hockey League affiliate. He also served as sports director for WTLB (AM) Radio in Utica, New York, and was the play-by-play broadcaster for the Utica Blue Sox (New York Penn League, Class "A" Baseball).

In 2004, Jackson wrote the book titled *Walking Together Forever: The Broad Street Bullies, Then and Now*, which chronicled the members of the 1974 and 1975 Flyers Stanley Cup teams and gave an update on their activities at that time. In September of 2022, Jackson was inducted into the Greater Utica Sports Hall of Fame. Jackson also serves as a member of the Advisory Council for Alex's Lemonade Stand Foundation.

Jackson graduated from Syracuse University in 1985 with a degree in Broadcast Journalism, where he handled the play-by-play duties for the university's football, basketball and lacrosse teams. He is a native of Utica and currently resides in Gloucester Township, New Jersey, with his wife, Bernadette, and their two children, daughter Deanna and son Johnny.



BRIAN BOUCHER

TELEVISION ANALYST

Brian Boucher joined the Flyers' television crew as its full-time color analyst in 2023 after serving in the role on a fill-in basis for several years. He is also a national television analyst for TNT's coverage of the NHL.

Boucher began his broadcast career as an analyst for NBC Sports Philadelphia's Flyers coverage in 2013. He became a national studio and inside-the-glass analyst for NBC Sports in 2015, where he covered NHL regular season and playoff games, including the Stanley Cup Final, and contributed to NBC Olympics' coverage of the 2018 and 2022 Winter Games. He covered the NHL for ESPN from 2021-23 before joining TNT this past summer.

A first-round selection of the Flyers in the 1995 NHL Entry Draft, Boucher spent a total of nine seasons in the Flyers organization. He helped the Philadelphia Phantoms win a Calder Cup in 1998 and then reached the NHL two years later, going 20-10-3 with a 1.90 GAA over 35 games to help the Flyers reach the 2000 Conference Finals. Boucher spent parts of six seasons with the Flyers in three separate stops, appearing in 174 regular-season games. He played 42 games for the club across five postseasons, including the team's run to the 2010 Stanley Cup Final.

Overall, Boucher played in more than 300 NHL games for seven teams. He holds the league's all-time record for longest shutout streak (332:01), which he set with Phoenix during the 2003-04 season.

A native of Woonsocket, Rhode Island, Boucher resides in New Jersey.



TIM SAUNDERS

RADIO PLAY-BY-PLAY ANNOUNCER

Tim Saunders enters his 28th season as the play-by-play announcer for Flyers radio. Saunders has been behind the mic for more than a quarter-century of Flyers history, including the 2010 Stanley Cup Final, three other Conference Finals, 17 total playoff appearances, six outdoor games and the franchise's first-ever game played in Europe. He also served as the television play-by-play announcer for the Philadelphia Phantoms for eight seasons.

Saunders joined the Flyers in 1997 after spending two seasons as the play-by-play broadcaster and the Director of Broadcasting for the Cleveland Lumberjacks of the International Hockey League. In that role, Saunders was responsible for all facets of the team's radio and television involvement, including the simulcasts of the Lumberjacks' 20-game television package on Fox Sports Pittsburgh and SportsChannel of Ohio.

A native of Grosse Pointe, Michigan, Saunders began his hockey career as the cable television voice of the Muskegon Fury of the Colonial Hockey League in 1992-93. He then spent two seasons as a broadcaster for the Tulsa Oilers of the Central Hockey League (1993-94 & 1994-95) before moving to Cleveland. Prior to his hockey work, Saunders was the sports director at WOOD Radio in Grand Rapids, Michigan for 10 years.

Tim and his wife, Margie, have two children – daughter Katie and son Steven – and reside in Somerdale, New Jersey.



TODD FEDORUK

RADIO ANALYST

Todd Fedoruk joined the Flyers broadcast crew as the radio analyst in 2023. He previously served as the color analyst for Lehigh Valley Phantoms television broadcasts.

A seventh-round selection of the Flyers in the 1997 NHL Entry Draft, Fedoruk appeared in 268 games for the club over parts of five seasons (2000-04, 2006-07), during which time he registered 39 points (13G, 26A) and 575 penalty minutes.

The Alberta native also recorded 23 points (5G, 18A) in 84 career contests with the Philadelphia Phantoms (1999-02, 2003-05) and was a member of the Phantoms' 2005 Calder Cup Championship team.

Fedoruk appeared in a total of 545 NHL games with the Flyers, Anaheim, Dallas, Minnesota, Arizona and Tampa Bay from 2000 through 2010. His career numbers included 32 goals and 65 assists for 97 points, along with 1,050 penalty minutes.



BRIAN SMITH

DIRECTOR, BROADCASTING & CONTENT

Brian Smith is in his 16th season with the Flyers and 21st with Comcast Spectacor. In his current role, he oversees the operations of the Flyers Broadcast Network and the team's streaming radio channel, Flyers Radio 24/7, while serving as the team's primary broadcast contact with the NHL and visiting teams. He also serves as a pregame, intermission and postgame host on Flyers radio broadcasts and contributes to the team's online content offerings. In addition, Smith is the television play-by-play announcer for the Philadelphia Wings, Comcast Spectacor's National Lacrosse League franchise.

Smith joined Comcast Spectacor in 2004 as a member of the Philadelphia 76ers' PR/New Media department, and then spent four years handling PR and broadcast duties for the American Hockey League's Philadelphia Phantoms. He joined the Flyers in 2009 and spent 13 years as a member of the team's communications staff, during which time the department won four Dick Dillman Awards as the top department in the NHL's Eastern Conference. In 2010, Smith added management responsibilities for the Flyers Radio Network, and over the years helped add podcasts, streaming radio and other online content to the team's broadcast programming. He shifted full-time into his current broadcast and content role in 2022.

A native of Wilmington, DE, Smith began his career in the United Hockey League in 2000 where he spent three seasons handling radio play-by-play and PR duties first for the Kalamazoo Wings and then the Flint Generals. He has also previously worked in news and talk radio at WDEL in Wilmington, WTOP in Washington, DC, and as a freelance sportswriter for the Wilmington News Journal. Smith is a 2000 graduate of the University of Delaware, where he is a member of the Hall of Fame at campus radio station WVUD. He resides in Wilmington.



JASON MYRTETUS

PREGAME/POSTGAME & PODCAST HOST

Jason Myrtetus has been a member of the Flyers' broadcast team since 2009. He currently is part of the team's pregame and postgame coverage and is the host of Flyers Daily, one of the nation's top-ranked hockey podcasts.

Myrtetus has worked in local radio for three decades, including stops at WYSP, WIP and the Flyers' current radio flagship, 97.5 The Fanatic. A goaltender in his younger years, Myrtetus has spent several years as a youth hockey coach in the Philadelphia area.



CHRIS THERIEN

PREGAME ANALYST

Chris Therien re-joined the Flyers broadcast team in 2023. He previously served as the team's radio color analyst from 2006-2014 and as an in-game and studio analyst for NBC Sports Philadelphia from 2014 to 2020. Alongside play-by-play announcer Tim Saunders, Therien called several memorable moments for the club including the 2010 Stanley Cup Final run, outdoor games at Fenway Park and Citizens Bank Park, and the 2012 Eastern Conference Quarterfinals vs. Pittsburgh.

Therien was drafted by the Flyers in the third round of the 1990 NHL Entry Draft and joined the team in 1994 after parts of two seasons with the team's then-AHL affiliate in Hershey. He spent almost the entire next 11 seasons with the club before retiring following the 2005-06 season.

Therien is the Flyers' all-time leader in games played by a defenseman at 753, which ranks him fifth overall on the team's all-time list. He recorded 29 goals and 130 assists for 159 points and had a career plus-minus rating of +126. He also played in 99 playoff games for the Flyers, including appearances in the 1997 Stanley Cup Final and the 1995 and 2000 Eastern Conference Finals.

REFEREES

NAME	NUMBER
Beach, Cody	45
Blandina, Brandon	39
Brace, Riley*	49
Brenk, Jake	26
Charron, Francis	6
Chmielewski, Tom	18
Dunning, Mitch	20
Dwyer, Gord	19
Furlatt, Eric	27
Halkidis, Beau*	48
Hamilton, Graedy*	41
Hanson, Trevor	14
Hebert, Ghislain	22
Hebert, Jean	15
Hiff, Stephen*	46
Kea, Justin	44
Kozari, Steve	40
Lambert, Pierre	37
L'Ecuyer, Frederick	17
Lee, Chris	28
Lepkowski, Alex*	44
Luxmore, TJ	21
Maaskant, Liam*	45
MacDougall, Peter	38
MacPhee, Morgan*	43
Markovic, Michael	31
McCauley, Wes	4
Mclsaac, Jon	2
Nicholson, Kendrick	30
O'Rourke, Dan	9
Pochmara, Brian	16
Rank, Garrett	7
Rehman, Kyle	10
Rooney, Chris	5
Samuels-Thomas, Jordan*	42
Sandlak, Carter	29
Schlenker, Chris	3
Schrader, Brandon	34
Skilliter, Graham	24
South, Furman	13
St-Laurent, Francois	8
Sullivan, Michael*	47
Sutherland, Kelly	11
Syvret, Corey	23

LINESMEN

NAME	NUMBER
Alphonso, Shandor	52
Apperson, Caleb	77
Baker, Tyson	88
Barton, Steve	59
Berg, Devin	87
Brisebois, David	96
Cherrey, Scott	50
Cormier, Michel	76
Daisy, Ryan	81
Deschamps, Jonathan	80
Flemington, Kyle	55
Fournier, Julien	56
Gawryletz, Brandon	64
Gawryletz, Travis	67
Gibbons, Ryan	58
Grillo, Brandon*	75
Hughes, Tommy	65
Hunt, Mitchell*	62
Jackson, Ryan*	84
Johnson, Justin*	57
Kelly, Dan	98
Knorr, Trent	74
Kovachik, Brad	71
MacPherson, Matt	83
Mahon, Joe	89
Marquis, Jesse	86
McNamara, Kilian	93
Mills, Bevan	53
Murchison, Kiel	79
Murray, CJ	68
Murray, Jonny	95
Nansen, Derek	70
O'Quinn, Ben	91
Pancich, Bryan	94
Shewchyk, Mark	92
Smith, Andrew	51
Suchanek, Libor	60
Tobias, James	61
Toomey, Travis	90

*Minor league official



NHL CRITICAL DATES

OCTOBER

1	NHL Board of Governors Meeting (New York, N.Y.)
4-5	2024 NHL Global Series presented by Fastenal: Buffalo Sabres vs. New Jersey Devils (O2 Arena, Prague, Czechia)
7	Deadline for teams to submit opening-day rosters (5 p.m. ET)
8	Opening night of 2024-25 NHL regular season
22	NHL Frozen Frenzy: All 32 NHL Teams in action
23	Central Scouting Department: Preliminary Players to Watch list released

NOVEMBER

NHL Unites Celebrates Hockey Fights Cancer Month	
1-2	2024 NHL Global Series presented by Fastenal: Dallas Stars vs. Florida Panthers (Nokia Arena, Tampere, Finland)
8	Hockey Hall of Fame Game: Detroit Red Wings at Toronto Maple Leafs
11	Hockey Hall of Fame Induction Celebration (Toronto, Ont.) - Class of 2024 Inductees: Natalie Darwitz, Pavel Datsyuk, Jeremy Roenick, Shea Weber, Krissy Wendell-Pohl (Player category); Colin Campbell, David Poile (Builder category).
20	Central Scouting Department: Players to Watch list updated
26	NHL Founders Day (1917)
29	2024 NHL Thanksgiving Showdown™ doubleheader: Pittsburgh Penguins at Boston Bruins and Colorado Avalanche at Dallas Stars

DECEMBER

1	Signing deadline for Group 2 free agents (5 p.m. ET)
4	U.S. Hockey Hall of Fame Induction – Class of 2024 Inductees: Matt Cullen, Brianna Decker, the late Frederic McLaughlin, Kevin Stevens and the 2002 Paralympic Sled Hockey Team & Celebration of Lester Patrick (Pittsburgh, Pa.)
5-6	USHL American Cup: Green Bay Gamblers vs. Des Moines Buccaneers (Rochester, N.Y.)
9-10	NHL Board of Governors Meeting
20-27	Holiday roster freeze in effect: For all players on an NHL active roster, injured reserve, or with non-roster and injured non-roster status as of 11:59 p.m. (local time) Dec. 19, a roster freeze shall apply through 12:01 a.m. (local time) Dec. 28, with respect to waivers, trades and loans, subject to the exceptions provided for in CBA Article 16.5 (d).
24-26	Holiday break (no scheduled practices – dressing rooms closed)
26-Jan. 5 2025	IIHF World Junior Ice Hockey Championship (Ottawa, Ont.)
31	Discover NHL Winter Classic®: St. Louis Blues at Chicago Blackhawks (Wrigley Field, Chicago, Ill.)

JANUARY

4-12	IIHF Under-18 Women's World Championship (Vantaa, Finland)
NHL Central Scouting Mid-Season Rankings release	
Week of 13th	USA Hockey All-American Prospects Game (USA Hockey Arena, Plymouth, Mich.)
18	Scotiabank Hockey Day in Canada (Host city: Canmore, Alta.); all seven Canadian NHL teams in action
23-24	USHL Frosty Cup: Fargo Force vs. Tri-City Storm (Dallas, Tex.)

FEBRUARY

NHL Unites Celebrates Black Hockey History	
2-3	2025 AHL All-Star Classic (Acrisure Arena, Palm Desert, Calif.)
10-21	NHL season to pause for NHL 4 Nations Face-Off
12-20	NHL 4 Nations Face-Off competition featuring NHL players from Canada, Finland, Sweden and the United States.
17-23	Hockey Week Across America (USA Hockey); USA Hockey National Try Hockey for Free Day (Feb. 22)
22	NHL Regular Season schedule resumes

MARCH

NHL Unites Celebrates Women's History	
1	2025 Navy Federal Credit Union NHL Stadium Series™: Detroit Red Wings vs. Columbus Blue Jackets (Ohio Stadium, Columbus, Ohio)
7	2025 NHL Trade Deadline (3 p.m. ET)

APRIL

NHL Unites Celebrates Green Month	
10-12	NCAA Frozen Four (Enterprise Center, St. Louis, Mo.)
9-20	IIHF Women's World Championship (Ceske Budejovice, Czechia)
Week of 15th	NHL Central Scouting Final Rankings release
17	Last Day of 2024-25 NHL Regular Season
19	Stanley Cup Playoffs begin
TBD	2025 NHL Draft™ Lottery
23-May 3	IIHF Under-18 Men's World Championship (Frisco & Allen, TX)

MAY

NHL Unites Celebrates Asian and Pacific Islander Month	
9-25	IIHF Men's World Championship (Stockholm, Sweden & Herning, Denmark)
22-June 1	2025 CHL Memorial Cup (Sun Life Financial Coliseum, Rimouski, QC)

JUNE

NHL Unites Celebrates Pride Month	
1-7	2025 NHL Scouting Combine (LECOM Harborcenter, Buffalo, N.Y.)
15*	Deadline for first club-elected salary arbitration notification (5 p.m. ET) *later of June 15 or 48 hours after the conclusion of the Stanley Cup Final
23	Last possible day for 2025 Stanley Cup Playoffs
TBA	2025 NHL Awards™ (TBD)
TBA	2025 NHL Draft™ (TBD)

JULY

1	Free agency begins (12 p.m. ET)
5	Deadline for player-elected salary arbitration notification (5 p.m. ET)
6	Deadline for second club-elected salary arbitration notification (5 p.m. ET)
20-Aug. 4	Salary arbitration hearings held

AUGUST

6	Deadline for salary arbitration decisions to be rendered
---	--

