


The strength of our community is its greatest asset.



When people work together, anything is possible. It's why we support organizations that bring people within our community closer. They reinforce the bonds we share and help us celebrate the traditions we hold dear. It's just one part of our investment in our neighbors and the community.



Exclusive Bank Sponsor of the Buffalo Sabres.



TABLE OF CONTENTS

MEDIA GUIDE

2020 - 2021

PERSONNEL

Adams, Kevyn.....	8
Bales, Mike.....	10
Crowe, Jeremiah.....	9
Fee, Myles.....	12
Granato, Don.....	11
Jakubowski, Mark.....	8
Krueger, Ralph.....	10
Media Relations Department.....	15
Nightingale, Jason.....	9
Pegula, Terry.....	6
Pegula, Kim.....	7
Player Profiles.....	17-88
Sabres Staff.....	4-5
Smith, Kyle.....	12
Smith, Steve.....	11

SEASON IN REVIEW

Game Highs/Lows/Streaks.....	106-107
Game Vignettes.....	111-116
Individual Game-by-Game Statistics.....	99-104
Individual Milestones.....	105
Individual Scoring Breakdown.....	94-95
Individual Situational Stats.....	96
Injury Report.....	110
NHL Playoff Results.....	91
NHL Standings.....	90
Regular-Season Game-by-Game.....	92-93
Sabres vs. NHL.....	117-146
Special Teams Scoring.....	98
Team Situational Stats.....	97
Transactions.....	108-109

RECORD BOOK

1-0 Games.....	209
All-Time Goaltender Statistics.....	237
All-Time Home/Away Records.....	173
All-Time Individual Scoring.....	227-236
All-Time PP & PK Statistics.....	238
All-Time Records by Opponent.....	174-176
Career Leaders.....	219
Hat Tricks.....	192-200
Individual Records.....	224-226
Last 10 Games vs.....	177-178
The Last Time.....	182-183
Penalty Shots.....	210-213
Record by Day/Month.....	179-181
Record by Season.....	186
Regular-Season Overtime Goals.....	187-191
Sabres Streaks.....	184
Season Openers.....	185
Shootouts.....	239-242
Shootouts.....	201-208
Single-Game Team Records.....	223
Single-Season Leaders.....	220-222

RECORD BOOK

Yearly Statistical Leaders.....	214-216
Yearly Goaltender Win/Loss Records.....	217-218
Year-by-Year Results and Statistics.....	148-172

PLAYOFF HISTORY

All-Time Playoff Goaltender Statistics.....	247
All-Time Playoff Scoring.....	244-246
All-Time Series Results.....	248-254
Career Leaders.....	259
Hat Tricks.....	257
Individual Records.....	260-261
Opponent Playoff Leaders.....	259
Overtime Games.....	255-256
Shootouts.....	258
Team Records.....	262-263

TEAM HISTORY

All-Star Game.....	277
All-Time Attendance.....	292
Alumni Plaza.....	275
Captains and Coaches.....	280-281
Draft History.....	293-302
Hockey Hall of Fame.....	276
NHL Awards & Honors.....	282-285
Post-Season All-Star Teams.....	278
Retired Numbers.....	268-274
Sabres Hall of Fame.....	276
Sabres Firsts.....	279
Transactions.....	303-310
Uniform History.....	286-291
Uniform Numbers.....	265-267

AHL AFFILIATE

2019-20 Stats.....	316
All-Time Leaders.....	319
Appert, Seth.....	314
History of the Affiliation.....	313
Mair, Adam.....	315
Team Records.....	317-318
Staff Directory.....	312
Weber, Mike.....	315

MISCELLANEOUS

Broadcaster Bios.....	321
Media Information.....	322
NHL Critical Dates.....	324
NHL On-Ice Officials.....	325
Team Schedule.....	323

MEDIA GUIDE CONTRIBUTORS

Editors.....	Ian Ott, Chris Dierken
Photography.....	Bill Wippert and NHLI via Getty Images
Creative Director.....	Vicki Sitek





SABRES CLUB DIRECTORY

PERSONNEL

2020 - 2021

EXECUTIVE

Owner/Chief Executive Officer..... Terry Pegula
Owner/President..... Kim Pegula
General Manager..... Kevyn Adams
Team Concierge/Executive Assistant..... Nadine Leone

HOCKEY DEPARTMENT

VP of Hockey Administration..... Mark Jakubowski
Director of Scouting..... Jeremiah Crowe
Director of Analytics/Assistant Director of Scouting..... Jason Nightingale
Director of Hockey Strategy..... Charlie Mendola
Head of Collegiate Scouting..... Jerry Forton
Scouts..... Graham Beamish, Kevin Devine, Austin Dunne,
..... Anders Forsberg, Frank Musil, Rob Riley, Tristan Musser
Head of Hockey Department IT..... Kyle Kiebzak
Coordinator of Team Services..... Cole Burkhalter
Coordinator of Hockey Administration..... Brett Ruff
Executive Assistant..... Terri O'Brien

COACHING STAFF

Head Coach..... Ralph Krueger
Assistant Coaches..... Mike Bales, Don Granato, Steve Smith
Video Coach..... Myles Fee
Video Coordinator..... Kyle Smith

EQUIPMENT

Equipment Managers..... Dave Williams, Rip Simonick
Assistant Equipment Managers..... George Babcock, Ben Laing
Equipment Assistant..... Keith Hayes

PLAYER DEVELOPMENT

Director of Player Development..... Matt Ellis
Player Development Coach..... Dan Girardi
Skating Development Coach..... Mike Ansell
Goaltending Development Coach..... Seamus Kotyk

PERFORMANCE DEPARTMENT

Medical Director..... Les Bisson, M.D.
Head Athletic Trainer..... Rich Stinziano
High Performance Manager..... Joe Collins
Assistant Athletic Trainer/Physical Therapist..... Michael Adesso
Assistant Athletic Trainer..... Bob Mowry
Massage Therapist..... Brett Crompton
Strength & Conditioning Coach..... Ed Gannon, Ph.D.
Assistant Strength & Conditioning Coach..... J.T. Allaire
Mental Performance Specialist..... Desaree Festa
Lead Sports Scientist..... Dean Higham
Sports Dietitian..... Christine Dziedzic

MEDICAL STAFF

Head Team Physician..... Marc Fineberg, M.D.
Team Physicians..... Michael Freitas, M.D., Rajiv Jain, M.D.
Team Dentist..... David Croglio, D.D.S.

ARENA OPERATIONS

VP of Arena Operations..... Stan Makowski, Jr.
Director of Arena Operations..... Beth Guiliani Gatto
Event Managers..... Mike Taboni, Lisa Kimball
Director of Security..... Marc Brenner
Security Manager..... Tim Schmitt
Director of Building Services..... Dennis Hooper
Technical Communications Managers..... Ken Dowd, Chris Walker
Maintenance Manager..... Mike McCrea

ARENA OPERATIONS

Engineers..... Paul Zolnowski, Chris Lukazewski, John Ferrara
Maintenance Crew..... Jason Sattelberg, Stephen Gore, Josh Hosey,
..... Ron Michalski, Tim Zawadzki, Ben Zink
Head Ice Technician..... Andrew Chamberlin
Ice Technician..... Eric Doering
Utility Crew..... Vincent Monico, D'Andre Garcia, Steve Metzger
Housekeeping Managers..... Rodney Bailey, Rashad Dukes
Housekeeping..... James George, Nicole George, Jen Keopnick
..... Tonya Ruffins, Angelo Sciandra
Operations Assistant..... Julie Krzyzanowski
Security Officers..... Larry Amacher, Dave Coleman,
..... Sean Dooley, Chris Espinal, Pat Fitzgerald, Kevin Krause,
..... James McDuffie, Colton McKee, Kathy Novo,
..... Crystal Nunz, Chris Schwab, Amanda Szulist, Greg Wingerter
Parking Manager..... Sam Buffum
Assistant Parking Manager..... Jacob Hager
Parking Administrative Assistant..... Jessica Rutkowski

BUSINESS DEVELOPMENT/MERCHANDISE

EVP..... Ron Raccuia
SVP of Business Development..... Daniel Misko
Director of Events..... Charlie Cannan
Director of Live Events..... Rob Crean
Director of Corporate Partnerships..... Kelley Van Ness
Director of Corporate Sales..... Joseph Foy
Managers of Corporate Partnerships..... Allison Pawarski, Kristy Wilensky
..... Jonathan Latke
Manager of Corporate Sales..... Kristine Hotchkiss
Senior Designer..... John Ricotta
Senior Coordinator of Premium Sales..... Dan Peters
Traffic Coordinator..... Lauren Yurko
Administrative Assistant..... Mike Kaminska

Director of Merchandise..... Mike Kaminska
Merchandise Manager - Inventory Control..... Glenn Barker
Merchandise Manager - Event Sales..... Jeff Smith
Store Manager..... Dashawn Richardson
Assistant Store Manager..... Joshua Martin
Assistant Store Manager..... Bryan Urquhart

CREATIVE SERVICES & GAME PRESENTATION

EVP of Creative Services..... Frank Cravotta
VP of Content Production..... Drew Boeing
Creative Directors..... Aaron LaPorta, Vicki Sitek
Director of Operations..... Kim Vara
Chief Photographer..... Bill Wippert
Photographer..... Sara Schmidle
Senior Graphic Designer..... Melissa Gebhardt
Graphic Designers..... Chelsea Kowalik, Justin Lowe
Traffic Coordinators..... Colleen Holmes, Maggie Zuffranieri
Senior Producer and Editor..... Joseph DeBenedictis
Editors..... Mike Bahrenburg, Scott Balzer, Andy Quinn
Motion Designer..... Eric Heine
Cinematographers..... Marc Davies, Aaron Rizzo
Account Manager..... Sarah Schuller

Director of Game Presentation..... Kelsey Schneider
Manager of Game Presentation..... Kelsey Giordano
Videoboard Director..... Aaron Pike





SABRES CLUB DIRECTORY PERSONNEL

2020 - 2021

FINANCE & ADMINISTRATION

Senior VP of Finance and Administration.....Mike McFarlane
 Corporate Controller.....Lynn Slanovich
 Director of Financial Planning & Analysis.....Kyle Allen
 Senior Payroll Manager.....Jill Colvin
 Accounting Managers.....Gabrielle Wilson, Maggie Stewart
 Manager of Accounts Payable & Receivable.....Amanda Schwartz
 Senior Accountants.....Rachel McTavish, Trent Ferguson
 Staff Accountant.....Chris Lachell
 Accounts Payable Coordinator.....Kim Binkley
 Accounts Receivable Coordinator.....Leanne Miliotto
 Payroll/HR Systems Lead.....Dena Fowler
 Payroll Coordinator.....Abigail Blakely
 Data Analyst.....Connor Kukla

HOSPITALITY

VP of Hospitality.....Dominic Verni
 Director of Culinary.....Ron Kubiak
 Buffalo Sabres Executive Chef.....Michael Haefner
 Buffalo Sabres Sous Chef.....Katherine Daminski

HUMAN RESOURCES

SVP of Human Resources.....Christie Joseph
 Senior Human Resources Manager.....Holly Weiskerger
 Human Resources Coordinators.....Christina Fildes, Marisol Rosario

INFORMATION TECHNOLOGY

Director of Information Technology.....Todd Henzler
 Advanced Support Specialist.....Nate Brozyna
 IT Support Specialist.....Michael Walker

LEGAL

EVP & General Counsel.....Gregg Brandon
 VP of Legal Affairs.....David S. Zygaj
 Paralegal.....Kim Szymanoski

MARKETING & TICKET OPERATIONS

SVP of Marketing and Business Strategy.....John Durbin

Director of Marketing.....Cara Murphy
 Senior Director of Digital Media Strategy & Optimization.....Gregg Pastore
 Digital Insights Manager.....Craig Kanalley
 Digital Marketing Manager.....Nicholas Ruggiero
 Digital Marketing Coordinator.....Colin Greenway
 Copywriter.....Michael Whitney

VP of Community Relations/President of Sabres Foundation.....Rich Jurell
 Coordinator of Community Relations.....Nick Fearby
 Mascot Coordinator.....Tyler Ford
 Youth Hockey Manager.....Ed Grudzinski
 Youth Hockey Ambassador.....Patrick Kaleta
 Director of Alumni Relations.....Larry Playfair

MARKETING & TICKET OPERATIONS

Director of Ticket Operations.....Marty Maloney
 Ticket Operations Coordinator.....Melissa Eagen
 Box Office Manager.....Paul Barker
 Box Office Coordinator.....Gretchen Knott
 Ticket Administrator.....Nate Shively
 Senior Ticket Sales Representative.....Casey Jenkins
 Ticket Sales Representatives.....Jake Bett, Melissa Rugg
 Senior Account Services Representative.....Roxanne Anderson
 Account Services Representatives.....Brian Bilski, Ryan Gilbert,
 Jake Maryniewski, Chris Miller, Jordan Morrison
 Account Services Representative/Receptionist.....Saralynn Ruhland

MEDIA AND CONTENT

EVP.....Mark Preisler

VP of Media and Content.....Chrisanne Bellas
 Director of Media and Content.....Chris Ryndak
 Senior Coordinator of Media and Content.....Jourdon LaBarber

Supervising Producer.....Michelle Girardi Zumwalt
 Senior Producer.....Jay Harris
 Senior Director of Broadcast Operations.....Steve Asposto
 Director of Communications.....Don Heins
 Multimedia Journalist.....Maddy Glab
 Hosts, The Instigators.....Andrew Peters, Craig Rivet
 Producers.....Jordan Territo
 Production Assistants.....George Blas, Kevin Carges, James Wrobel
 Technical Director.....Jeff Coltoniak
 Graphics Producer.....Thomas Hollander
 Assistant AV Engineer.....Dave Rich
 Library Manager.....Dean Angle

TV Producer.....Joe Pinter
 TV Director.....Eric Grossman
 Production Manager.....Jason Wiese
 Videographer/Editor.....Sam Korotkin
 Broadcast Engineer.....Ray Riel
 Production Assistant.....Tom Meka
 Play-by-Play.....Rick Jeanneret
 Color Analyst.....Rob Ray
 Play-by-Play/Reporter.....Dan Dunleavy
 Studio Host.....Brian Duff
 Studio Analyst.....Martin Biron

Director of Social Media Content and Strategy.....Anna Stolzenburg
 Senior Social Media Editors.....Alexi Spector, Kelsey Sweet
 Social Media Editor.....Alexandra Napoli
 Media & Content Coordinator.....Jami Cohen

MEDIA RELATIONS

Director of Media Relations.....Chris Dierken
 Senior Manager of Media Relations.....Ian Ott
 Coordinator of Media Relations.....Lindsey Brown



**TERRY PEGULA** OWNER/CEO

Terry Pegula is a self-made success story, rising from humble beginnings to become one of the most respected leaders in the energy industry and one of very few professional sports owners to operate franchises in multiple sports.

On Feb. 22, 2011, Terry and Kim Pegula, who had previously been season ticket holders, realized their dream of owning a hockey franchise by purchasing the NHL's Buffalo Sabres. They followed up their commitment to hockey by purchasing the AHL's Rochester Americans later that year, restoring a longtime affiliation between the Sabres and Amerks.

Together with Kim, Terry added another franchise to their Buffalo holdings on Oct. 10, 2014. The Pegulas received the unanimous approval of NFL owners to succeed Pro Football Hall of Famer Ralph C. Wilson, Jr. and become the second owners in the storied history of the Buffalo Bills.

Terry serves as CEO of the Bills and currently sits on the NFL's Health and Safety committee. In 2016, the Pegulas were honored with the Tank Younger Award, which recognizes extraordinary contributions toward diversity in the NFL. In addition to the Sabres and Bills, Terry and Kim's ownership also extends to the NFL's Buffalo Bandits and Rochester Knighthawks.

Raised in Carbondale, Pennsylvania, Terry is a 1969 graduate of Scranton Preparatory School. He entered Penn State University as a math major and was accepted into the Petroleum and Natural Gas Engineering Program with a scholarship. He went on to graduate with a Bachelor of Science degree in 1973 and landed his first job with Getty Oil Co. in Victoria, Texas. He later joined Felmont Oil Co. as an Area Engineer, a decision that brought him to Olean, New York in 1975.

In 1983, Terry borrowed \$7,500 from family and friends to create East Resources Inc., an independent oil and gas exploration and production company operating in the Appalachian Basin. Over the next 27 years, Terry built East into one of the largest privately held companies in the United States. In July of 2010, Royal Dutch Shell purchased the assets of East Resources Inc., which continues to be active today. In 2012, Terry formed JKLM Energy. JKLM is staffed with many former East Resources employees and takes pride in contributing to U.S. energy independence by producing Pennsylvania natural gas, elevating the state into one of the top-producing regions in the world.

Upon the sale of East Resources assets, Terry focused his attention on his love of sports. In September of 2010, the Pegulas announced a gift of \$102 million to construct Pegula Ice Arena, paving the way for Division I hockey at Penn State and helping to form the Big Ten Hockey Conference.

The Pegulas then began construction of a multipurpose ice complex and opened LECOM Harborcenter in 2014. The more than \$200 million dollar, personally financed complex, next door to the Sabres' KeyBank Center, includes two NHL-size hockey rinks, training facilities, four restaurants, a full-service Marriott Hotel and parking. The combination of KeyBank Center and LECOM Harborcenter have allowed Buffalo to be a center for hockey, hosting the 2016 NHL Draft, NHL Combine, 2018 IIHF World Junior Championship and the 2019 Men's NCAA Frozen Four.

In addition to overseeing the family's sports operations, Terry runs JKLM Energy in Pittsburgh and his business operations in Boca Raton, Florida. Terry and Kim have five children between them: Michael, Laura, Jessica, Kelly and Matthew.



**KIM PEGULA** OWNER/PRESIDENT

Kim Pegula has been a dedicated champion for the Western New York region from the moment she and her husband Terry relocated here to complete their purchase of the Buffalo Sabres in 2011. As Owner and President of both the Sabres and Buffalo Bills – in addition to President and CEO of Pegula Sports & Entertainment (PSE) – she has built a life around shepherding this area's most beloved teams.

The Pegulas' purchase of the Sabres on Feb. 22, 2011 was a homecoming of sorts, as both Kim and Terry have strong personal ties to the region. Later that year, they purchased the AHL's Rochester Americans, thus restoring a time-honored affiliation between the two teams. Kim and Terry's ownership also extends to the NLL's Buffalo Bandits and Rochester Knighthawks.

On Oct. 8, 2014, Kim and Terry further cemented their status as Western New York leaders by purchasing the Buffalo Bills. They are only the second owners in franchise history and Kim has become the first female president of both an NHL and NFL team, overseeing the day-to-day business operations of each franchise. Since then, she has grown into and expanded her role as an organizational leader, focusing not just on the administrative side of ownership, but stressing the importance of community involvement and corporate social responsibility as well.

Kim is committed to bringing diversity to sport, serving as co-chair of the NHL's Executive Inclusion Committee, along with sitting on the NFL's Workplace Diversity Committee. She is also a board of directors member for the Hockey Hall of Fame and a member of several NFL committees including the Fan Engagement and Major Events Advisory Committee, Business Ventures, and the NFL Foundation Committee. She and Terry have been recognized with the Tank Younger Award for embracing diversity in the NFL and their involvement in the Buffalo community landed the Pegulas on the Buffalo Business First Most Influential People list. PSE has also been honored with several NYS Emmy Awards for sports content and was named as one of Buffalo's Best Places to Work.

The Pegulas' sincere commitment to excellence in Western New York extends far beyond the teams they own. They have invested more than \$200 million of private funds to build LECOM Harborcenter, which opened in 2014. This multipurpose facility is anchored by two NHL-size ice rinks and a Marriott Hotel franchise. Between KeyBank Center and LECOM Harborcenter, Buffalo has been home to the NHL Scouting Combine and has hosted the 2016 NHL Draft, 2018 IIHF World Junior Championship, and the 2019 NCAA Men's Frozen Four. During the COVID-19 pandemic, the Pegulas have donated \$1.2 million to various relief efforts in Western New York and Kim serves on Governor Andrew Cuomo's Reopening Advisory Board for New York State.

In addition to their experience in professional sports, Kim and Terry have been committed to the growth of sports at the collegiate level. In 2010, they donated \$102 million for the creation of Pegula Ice Arena at Penn State University. The facility allowed Penn State to create an NCAA Division I hockey program. Kim also supported Houghton College with a gift of \$12 million to build the Kerr-Pegula Athletic Complex, allowing Houghton's athletic department to become a Division III program.

Born in Seoul, South Korea on June 7, 1969, Kim was adopted at the age of 5 by Ralph and Marilyn Kerr and moved to Fairport, New York, a suburb of Rochester. She attended nearby Houghton College and graduated in 1991 with a degree in communications. Kim began her professional career with East Resources in 1991 and was involved with the company until its sale in 2010.

Terry and Kim have five children between them: Michael, Laura, Jessica, Kelly and Matthew.





HOCKEY DEPARTMENT PERSONNEL

2020 - 2021

KEVYN ADAMS GENERAL MANAGER



Kevyn Adams was named the ninth general manager in Buffalo Sabres franchise history on June 16, 2020. The 2020-21 season will mark his first as general manager and sixth overall with the franchise.

A native of Clarence, New York, Adams originally joined the Sabres' organization in 2009 as player development coach, a role he held for two seasons before serving as an assistant coach during the 2011-12 and 2012-13 campaigns.

Beginning in 2013, Adams was instrumental in building the Academy of Hockey program at LECOM Harborcenter from its inception while also serving as president of the Buffalo Jr. Sabres. He was elevated to general manager of LECOM Harborcenter in January 2019. In September of 2019, Adams was named the Sabres' vice president of business administration. In that role, he oversaw the day-to-day business operations of the team throughout the 2019-20 season.

Prior to his time with the Sabres and LECOM Harborcenter, Adams had a Hall-of-Fame playing career at Miami (OH) University and was a first-round pick of the Boston Bruins in the 1993 NHL Draft. Adams spent 11 seasons playing in the National Hockey League for the Toronto Maple Leafs, Columbus Blue Jackets, Florida Panthers, Carolina Hurricanes, Phoenix Coyotes and Chicago Blackhawks. He was an alternate captain on the Hurricanes team that captured the Stanley Cup in 2006.

Adams received his bachelor's degree in 1996 from Miami (OH) University and his master's degree in business administration from the University of Phoenix in 2014. As a player, he was very active with the NHLPA and, following his career, worked with O2K Worldwide Management Group in player development and player scouting.

MARK JAKUBOWSKI VICE PRESIDENT OF HOCKEY ADMINISTRATION



Mark Jakubowski is in his 16th year with the Sabres and his fourth as vice president of hockey administration. Before moving to his current role, Jakubowski spent three seasons serving as the team's assistant general manager after spending seven seasons as assistant to the general manager.

His responsibilities include salary cap analysis, contract research relating to player negotiations and arbitrations, managing player transfers, team roster administration, and all matters relating to compliance with the NHL Collective Bargaining Agreement and other NHL agreements. Jakubowski also assists with the American Hockey League hockey operations of the team's minor league affiliate, the Rochester Americans.





HOCKEY DEPARTMENT PERSONNEL

2020 - 2021

JEREMIAH CROWE DIRECTOR OF SCOUTING



Jeremiah Crowe was named director of scouting in June 2020 and enters his first season in that role for the Sabres.

Crowe began his career with a professional scouting internship with the Sabres in 2008 and re-joined the team in 2017-18 for his first of three seasons as a pro scout. Before his time with the Sabres, Crowe spent two seasons with USA Hockey's National Team Development Program. He served as assistant director of player personnel in 2015-16 before being promoted to director of player personnel for the 2016-17 season.

Prior to joining USA Hockey, Crowe worked as a coach at LECOM Harborcenter's Academy of Hockey beginning at the Academy's inception in 2014. He also spent two seasons (2013-14 and 2014-15) as a scout for the Dubuque Fighting Saints (USHL) and served as an assistant coach at Buffalo State College from 2011-12 through 2013-14.

A native of Kenmore, New York, Crowe appeared in 91 NCAA games as a defenseman for the Clarkson Golden Knights and won the school's fifth ECAC Championship as a freshman in 2006-07.

JASON NIGHTINGALE ASSISTANT DIRECTOR OF SCOUTING/DIRECTOR OF ANALYTICS



Jason Nightingale was promoted to assistant director of scouting in June 2020, adding to his role as director of analytics.

Nightingale first joined the organization in the analytics department in 2013-14 and was promoted to the role of director of analytics before the 2018-19 season. The 2020-21 campaign will be his eighth season as a member of the Sabres front office.

Before joining the Sabres, Nightingale earned a joint Ph.D. in Mathematics and Aerospace and Mechanical Engineering from the University of Notre Dame in 2013, where he also served as a volunteer assistant coach for the men's hockey team for two seasons. Nightingale also spent three seasons as a coach with Culver Military Academy and two seasons at Marian High School in Indiana, as well as a role at several USA Hockey national camps.

As a player, Nightingale was a four-year letter winner at Lake Superior State while earning his undergraduate degree. He also served as an alternate captain for the Des Moines Buccaneers (USHL) in 1997-98, helping lead the Buccaneers to a regular-season title, a Clark Cup appearance and a USA Hockey Gold Cup title.





RALPH KRUEGER HEAD COACH



Ralph Krueger was named the 19th head coach in Buffalo Sabres history on May 15, 2019 and he is currently in his second season behind the bench for the team in 2020-21.

In his first season at the helm, Krueger guided the team to improvements in points percentage, goals for per game and goals against per game. The Sabres also posted their highest regulation win total since 2016-17 despite playing only 69 games due to a shortened season.

Krueger returned to the NHL in 2019-20 after spending six seasons as the Chairman of Southampton Football Club, a soccer team that currently plays in England's Premier League. During his tenure in England, Krueger helped guide Southampton to four consecutive top-eight finishes in England's top league for the first time in the club's 127-year history.

Before his time in soccer, Krueger served as the head coach of the Edmonton Oilers during the 2012-13 season after spending the 2010-11 and 2011-12 campaigns as the team's associate coach. From the time he joined the Oilers in 2010, Krueger was part of a coaching staff that helped improve the team's goals against per game by .66 in three years, culminating in the sixth-best mark in franchise history (2.73) during his only season as head coach. Prior to beginning his NHL coaching career with Edmonton, Krueger served as a European Consultant for the Carolina Hurricanes from 2005 to 2010.

A native of Winnipeg, Manitoba, Krueger also boasts extensive experience in international competitions. In 2014, he won an Olympic gold medal as a consultant to Team Canada's coaching staff. Most recently, he served as the head coach of Team Europe, who finished as runners up at the 2016 World Cup of Hockey.

Krueger began his coaching career during the 1991-92 season as head coach of VEU Feldkirch in the Austrian Hockey League, where he spent seven seasons and led the team to five consecutive championships (1994 to 1998) and a European Champions League title in 1998. He spent the next 13 years as head coach of the Swiss national team, serving behind Switzerland's bench for three Winter Olympic Games and 12 IIHF World Championships. During his time with Team Switzerland, the team moved from No. 15 to No. 7 in the World Rankings.

As a player, Krueger played 12 seasons professionally in Germany, nine of which came in the country's top division. In his only season in North America, Krueger recorded 85 points (30+55) in 65 WHL games for the Calgary Wranglers and New Westminster Bruins in 1979-80. Krueger also represented West Germany as a forward at both the 1981 and 1986 IIHF World Championships.

MIKE BALES ASSISTANT COACH



Mike Bales enters his second season as an assistant coach for the Sabres in 2020-21. Under his tutelage, the Sabres' goaltenders helped improved the team's goals against ranking at 5-on-5 by 17 spots to 10th in the NHL in 2019-20. The team's goaltenders also ranked 11th in the NHL in 5-on-5 save percentage, a 14-place improvement on the previous season.

Bales joined the organization with six seasons of experience as a goaltending coach in the National Hockey League. The Prince Albert, Saskatchewan native had spent the previous two seasons with the Carolina Hurricanes, during which the team recorded an 82-64-18 regular-season record.

Prior to joining the Hurricanes, Bales spent six seasons with the Pittsburgh Penguins (2011-12 to 2016-17), winning the Stanley Cup in each of his final two seasons as a member of the Penguins' staff. Originally hired by Pittsburgh in 2011 as a goaltender development coach, his first two seasons with the team were highlighted by helping to scout, draft and develop Penguins goaltender Matt Murray.

Bales was promoted to serve as the Penguins' goaltending coach prior to the 2013-14 season. While serving on the team's coaching staff, he oversaw a four-year span during which the team's goaltenders posted the seventh-best save percentage in the league.

Bales played 18 seasons of professional hockey as a goaltender. He was selected by the Boston Bruins in the fifth round of the 1990 NHL Draft and appeared in 23 NHL games with the Bruins and Ottawa Senators.





DON GRANATO ASSISTANT COACH



Don Granato will again serve as an assistant coach for the Sabres this season after he was hired to the position in June 2019.

Before being hired by the Sabres, Granato spent two seasons as an assistant coach for the Chicago Blackhawks after serving as the associate head coach for the University of Wisconsin during the 2016-17 season.

During his coaching career, Granato spent seven total seasons in the St. Louis Blues organization, including one season as an assistant coach for the Blues (2005-06). He also served as the head coach for the Worcester IceCats, St. Louis' AHL affiliate, for five seasons (2000-01 to 2004-05). In his first season with the IceCats, Granato was the recipient of the Louis A.R. Pieri Memorial Award, awarded annually to the AHL's most outstanding coach. He later spent parts of two seasons with the Chicago Wolves (AHL) as the club's head coach from 2008-09 to 2009-10.

Granato began his coaching career in the USHL during the 1993-94 season as the interim head coach of the Wisconsin Capitols. He became general manager and head coach of the Green Bay Gamblers the following campaign and led the team to the best record in the USHL in 1995-96 and 1996-97. The following season, Granato moved to the ECHL, where he spent two seasons as general manager and head coach of the Columbus Chill before winning the Kelly Cup in his only season as head coach of the Peoria Rivermen in 1999-00.

A native of Downers Grove, Illinois, Granato also has extensive experience as a coach at the national level for the United States. From 2011-12 to 2015-16, Granato served as a head coach at the United States National Team Development Program, where he led his teams to victories at the 2014 World Under-17 Hockey Challenge and the 2015 IIHF Under-18 World Championship. He was also an assistant coach for Team USA at the 2015 IIHF World Junior Championship and at the 2014 and 2018 IIHF World Championships.

As a player, he captured an NCAA Championship with the University of Wisconsin in 1990. He spent two seasons in the ECHL with Columbus, posting 90 points (26+64) in 103 career contests.

STEVE SMITH ASSISTANT COACH



Steve Smith enters his third season with the Sabres after being hired in July 2018. This season will be Smith's 30th overall in the NHL and 12th as an assistant coach.

Before joining the Sabres, Smith served as an assistant coach for the Carolina Hurricanes for four seasons. During his tenure, the Hurricanes allowed the second-fewest shots per game (28) of any NHL team. Prior to joining the Carolina coaching staff, the Glasgow, Scotland native served as an assistant coach for the Edmonton Oilers from 2010-11 to 2013-14 and for the Calgary Flames in 1997-98. His off-ice NHL experience is rounded out by two seasons as a scout for the Chicago Blackhawks in 2008-09 and 2009-10.

During his 16-season NHL playing career, Smith won three Stanley Cups (1987, 1988 and 1990), one Canada Cup (1991) and appeared in one NHL All-Star Game (1991) as a member of the Oilers. In 804 total regular-season games as a defenseman with the Oilers, Blackhawks and Flames, Smith totaled 375 points (72+303). He added 52 points (11+41) in 134 career Stanley Cup Playoff games.





MYLES FEE VIDEO COACH



Myles Fee enters his second season as a video coach for the Sabres in 2020-21.

Fee spent the previous three seasons with the Charlotte Checkers (AHL) and was part of the team's Calder Cup Championship team in 2018-19. During his time in Charlotte, Fee served as video coach and was later promoted to assistant coach/video.

The Dauphin, Manitoba native spent seven years as the video coach for the Edmonton Oilers and also served as the video coach for Ralph Krueger's Team Europe staff at the 2016 World Cup of Hockey. His first NHL experience came with the New York Rangers, where Fee served as a video analyst for four seasons and in team services during the 2005-06 season.

KYLE SMITH VIDEO COORDINATOR



Kyle Smith returns for his second season as video coordinator for the Sabres in 2020-21 as he continues his second stint with the team.

Smith spent the previous eight seasons in the American Hockey League as the Rochester Americans' video coach, where he also handled all aspects of team travel during his final two seasons with the team.

Before joining the Amerks, Smith, the son of former Sabre Derek Smith, spent the 2010-11 season with the Sabres in the Pro Scouting/Hockey Analytics Department, handling various tasks and working closely with Buffalo's hockey operations personnel. In April 2011 he accepted the interim video coach position with the AHL's Portland Pirates shortly before being elevated to full-time status within the Buffalo Sabres/Rochester Americans organization.

A 2011 graduate of SUNY Cortland, Smith played four years of collegiate hockey for the Red Dragons, serving as team captain his final two seasons.



BUFFALO SABRES STAFF PERSONNEL

2020 - 2021

HOCKEY DEPARTMENT



JERRY FORTON
Head of Collegiate
Scouting



GRAHAM BEAMISH
Scout



KEVIN DEVINE
Scout



AUSTIN DUNNE
Scout



ANDERS FORSBERG
Scout



FRANK MUSIL
Scout



ROB RILEY
Scout



TRISTAN MUSSER
Scout



KYLE KIEBZAK
Head of Hockey
Department IT



COLE BURKHALTER
Coordinator of
Team Services



BRETT RUFF
Coordinator of Hockey
Administration



TERRI O'BRIEN
Executive Assistant

EQUIPMENT




DAVE WILLIAMS
Equipment Manager



RIP SIMONICK
Equipment Manager



GEORGE BABCOCK
Assistant Equipment
Manager



BEN LAING
Assistant Equipment
Manager



KEITH HAYES
Equipment Assistant

PLAYER DEVELOPMENT



MATT ELLIS
Director of
Player Development



DAN GIRARDI
Player Development
Coach



MIKE ANSELL
Skating Development
Coach



SEAMUS KOTYK
Goaltending Development
Coach






BUFFALO SABRES STAFF PERSONNEL

2020 - 2021

PERFORMANCE DEPARTMENT



LES BISSON, M.D.
Medical Director



RICH STINZIANO
Head Athletic Trainer




JOE COLLINS
High Performance
Manager



MICHAEL ADESSO
Assistant Athletic
Trainer/Physical Therapist



BOB MOWRY
Assistant Athletic
Trainer



BRETT CROMPTON
Massage Therapist



ED GANNON, PH.D.
Strength &
Conditioning Coach



J.T. ALLAIRE
Assistant Strength &
Conditioning Coach



DESAREE FESTA
Mental Performance
Specialist



DEAN HIGHAM
Lead Sports Scientist



CHRISTINE DZIEDZIC
Sports Dietitian

MEDICAL STAFF



MARC FINEBERG, M.D.
Head Team Physician



MICHAEL FREITAS, M.D.
Team Physician



RAJIV JAIN, M.D.
Team Physician



DAVID CROGLIO, D.D.S.
Team Dentist



BUFFALO SABRES MEDIA RELATIONS PERSONNEL

2020 - 2021

CHRIS DIERKEN DIRECTOR OF MEDIA RELATIONS



Chris Dierken is in his seventh season with the Buffalo Sabres and his first as the team's director of media relations after spending the previous two seasons as the manager of media relations. Dierken served as an intern for the team's public relations department in 2012-13 and was the department's graduate assistant during the 2014-15 season before becoming the team's coordinator of media relations in 2015. He also spent one season with the Buffalo Bills' media relations department and served as the communications coordinator for the Reno Aces, the Triple-A affiliate of the Arizona Diamondbacks. He graduated with a journalism degree from SUNY Buffalo State in 2013, where he was the sports editor of the school's newspaper, The Record, and worked in the sports information department.

IAN OTT SENIOR MANAGER OF MEDIA RELATIONS



Ian Ott is in his 11th season as member of the Buffalo Sabres' media relations department and third as the team's senior manager of media relations. After serving as the department's graduate assistant during the 2010-11 season, Ott joined the team on a permanent basis in July 2011. Some of Ott's primary duties include managing press box operations, serving as the editor of team publications and preparing the team's game notes. He is also responsible for overseeing media relations efforts for the Buffalo Bandits (NLL). A graduate of SUNY Oswego, Ott worked for the school's sports information department and its student-run newspaper, The Oswegonian, while earning a bachelor's degree in journalism.

LINDSEY BROWN COORDINATOR OF MEDIA RELATIONS



Lindsey Brown is in her third season with the Buffalo Sabres media relations department and second as the coordinator of media relations. Before joining the Sabres, Brown served as the media relations seasonal assistant for the Tennessee Titans during the 2017 NFL season and spent the previous year as the social media trainee at Octagon. She has also spent time with the Washington Capitals, Washington Football Team and New York Rangers. She graduated with a communications degree from the University of Maryland in 2016.



THE PLAYERS

2020-2021



DYLAN COZENS

24

CENTER

DIHL-ihn KUH-zihns

Born February 9, 2001 in Whitehorse, Yukon

6 ft 3 in | 188 lbs | Shoots Right

CONTRACT STATUS: Signed through 2022-23 (\$894,167 AAV)

CAREER TRANSACTIONS: Selected by Buffalo in the first round (7th overall) of the 2019 NHL Draft.



NHL FIRSTS

Game: N/A
Goal: N/A
Assist: N/A

SEASON HIGHS | 2019-20

Man Games Lost: N/A
Most Goals: N/A
Most Assists: N/A
Most Points: N/A
Most Shots: N/A
Highest TOI: N/A

COZENS vs NHL

Team	GP	G	A	P	PIM
Anaheim	0	0	0	0	0
Arizona	0	0	0	0	0
Boston	0	0	0	0	0
Buffalo	0	0	0	0	0
Calgary	0	0	0	0	0
Carolina	0	0	0	0	0
Chicago	0	0	0	0	0
Colorado	0	0	0	0	0
Columbus	0	0	0	0	0
Dallas	0	0	0	0	0
Detroit	0	0	0	0	0
Edmonton	0	0	0	0	0
Florida	0	0	0	0	0
Los Angeles	0	0	0	0	0
Minnesota	0	0	0	0	0
Montreal	0	0	0	0	0
Nashville	0	0	0	0	0
New Jersey	0	0	0	0	0
NY Islanders	0	0	0	0	0
NY Rangers	0	0	0	0	0
Ottawa	0	0	0	0	0
Philadelphia	0	0	0	0	0
Pittsburgh	0	0	0	0	0
San Jose	0	0	0	0	0
St. Louis	0	0	0	0	0
Tampa Bay	0	0	0	0	0
Toronto	0	0	0	0	0
Vancouver	0	0	0	0	0
Vegas	0	0	0	0	0
Washington	0	0	0	0	0
Winnipeg	0	0	0	0	0
NHL Totals	0	0	0	0	0

2019-20 | HIGHLIGHTS

- Set new career highs in goals (38) and points (85) in 51 games as co-captain of the Lethbridge Hurricanes (WHL) and earned a spot on the WHL Eastern Conference First All-Star Team.
- Tied for fifth in the WHL in goals and ranked seventh in points; his 1.67 points per game ranked third.
- Tied to lead the WHL with four shorthanded goals.
- Logged a shooting percentage over 15 percent for the third consecutive season.
- Recorded three separate seven-game point streaks and never went more than a single game without recording a point.
- Topped his previous career-best goal streak with goals in four consecutive games from Sept. 27 to Oct. 4 (five goals) and then matched his new mark with another four-game streak from Jan. 18 to 25 (eight goals).

AMATEUR CAREER | HIGHLIGHTS

- Tied for 10th in the WHL with 84 points (34+50) in 68 games for Lethbridge in 2018-19; added eight points (4+4) in seven postseason contests.
- Logged a career-best 15-game point streak (7+16) with from Feb. 9 to March 15, 2019.
- Led WHL rookies in goals (22) and points per game (.93) in his first full season with Lethbridge in 2017-18 to earn the Jim Piggott Memorial Trophy as the league's rookie of the year.
- Scored in his WHL debut on Nov. 13, 2016 vs. Saskatoon as a 15-year-old, tallying on the power play with five seconds remaining in the game.

INTERNATIONAL CAREER | HIGHLIGHTS

- As an 18-year-old, recorded nine points (2+7) in seven games to help Canada to a gold medal at the 2019 IIHF World Junior Championship in the Czech Republic.
- Totaled eight points (3+5) in six games while serving as an alternate captain for Canada at the 2019 IIHF Under-18 World Championship in Sweden.
- Won a gold medal with Canada at the 2008 Hlinka Gretzky Cup in Alberta, serving as an alternate captain and recording five points (2+3) in five games.
- Earned a silver medal with Canada (Red) at the 2017 World Under-17 Hockey Challenge in British Columbia; led Canada with six assists and tied for the team lead with seven points in six games.





CENTER
DYLAN COZENS 24



CAREER STATS REGULAR SEASON														PLAYOFFS				
SEASON	TEAM	LEAGUE	GP	G	A	P	+/-	PIM	PP	SH	GW	S	S%	GP	G	A	P	PIM
2016-17	Yale Prep	CSSHL	30	27	30	57	--	40	--	--	--	--	--	3	2	2	4	0
	Lethbridge	WHL	3	1	0	1	0	0	1	0	0	--	--	12	3	5	8	0
2017-18	Lethbridge	WHL	57	22	31	53	-6	20	8	1	4	145	15.2	16	7	6	13	14
	Canada (Red)	WHC-17	6	1	6	7	--	0	--	--	--	--	--	--	--	--	--	--
2018-19	Lethbridge	WHL	68	34	50	84	32	30	8	1	4	223	15.2	7	4	4	8	2
	Canada	WJ18	6	3	5	8	7	4	1	0	0	27	11.1	--	--	--	--	--
2019-20	Lethbridge	WHL	51	38	47	85	23	38	8	4	6	249	15.3	--	--	--	--	--
	Canada	WJC	7	2	7	9	6	4	2	0	0	24	8.3	--	--	--	--	--

SINGLE-GAME HIGHS

Goals:	N/A
Assists:	N/A
Points:	N/A
Penalty Minutes:	N/A
Shots:	N/A
Time On Ice:	N/A

LONGEST STREAKS

Goals:	N/A
Assists:	N/A
Points:	N/A

HAT TRICKS | 0

Date	Opponent	Goalie
N/A		

PENALTY SHOTS | 0

Date	Opponent	Goalie	Result
N/A			

SHOOTOUT STATS

Goals	Attempts	PCT	GDG
N/A			

HONORS AND AWARDS

- International**
 2018 Hlinka Gretzky Cup Gold Medal
 2019 IIHF World Junior Championship Gold Medal
- Amateur**
 2018 WHL Rookie of the Year
 2020 WHL (East) First All-Star Team





RASMUS DAHLIN

26

DEFENSEMAN

RAS-muhs dah-LEEN

Born April 13, 2003 in Lidköping, Sweden
6 ft 3 in | 207 lbs | Shoots Left

CONTRACT STATUS: Signed through 2020-21 (\$925,000 AAV)

CAREER TRANSACTIONS: Selected by Buffalo in the first round (first overall) of the 2018 NHL Draft.



NHL FIRSTS

Game: 10/4/18 vs. BOS
Goal: 10/13/18 vs. ARI
Assist: 10/11/18 vs. COL

SEASON HIGHS | 2019-20

Man Games Lost: 10
Most Goals: 1, (4x). **Most recent:** 2/9/20 vs. ANA
Most Assists: 3, 10/5/19 vs. NJD
Most Points: 3, 10/5/19 vs. NJD (0+3)
Most Shots: 6, 12/14/19 at NYI
Highest TOI: 26:19, 3/3/20 at WPG

DAHLIN vs NHL

Team	GP	G	A	P	PIM
Anaheim	4	2	0	2	4
Arizona	4	1	0	1	4
Boston	7	0	3	3	0
Buffalo	0	0	0	0	0
Calgary	2	1	0	1	2
Carolina	4	0	2	2	0
Chicago	3	0	0	0	2
Colorado	3	0	1	1	4
Columbus	6	0	6	6	6
Dallas	4	1	1	2	2
Detroit	7	1	5	6	4
Edmonton	3	0	1	1	2
Florida	7	0	3	3	10
Los Angeles	4	0	1	1	0
Minnesota	3	2	1	3	2
Montreal	6	0	6	6	2
Nashville	4	0	2	2	4
New Jersey	4	0	5	5	4
NY Islanders	5	0	1	1	2
NY Rangers	5	0	1	1	0
Ottawa	8	0	4	4	4
Philadelphia	5	0	3	3	6
Pittsburgh	6	1	2	3	2
San Jose	4	0	3	3	4
St. Louis	3	0	2	2	0
Tampa Bay	8	1	2	3	2
Toronto	6	1	5	6	0
Vancouver	3	0	4	4	0
Vegas	4	0	0	0	0
Washington	5	2	5	7	0
Winnipeg	4	0	2	2	0
NHL Totals	141	13	71	84	72

2019-20 | HIGHLIGHTS

- With a career-best 36 assists, joined Phil Housley as the second defenseman in franchise history to record at least 30 assists in both of his first two NHL seasons.
- His .678 points per game represented the best single-season scoring rate by a Sabres defenseman since Brian Campbell (.683) in 2007-08.
- Recorded .596 points per game through his first two NHL seasons, ranking as the 11th-highest career rate among active NHL defensemen with at least 100 career games played; only four Sabres defensemen with more than 10 career games with the team posted higher career scoring rates as Sabres: Phil Housley (.918), John Van Boxmeer (.731), Garry Galley (.626) and Doug Bodger (.599).
- Became the sixth different Sabres defenseman ever to record at least 10 points (1+9) in the team's first 10 games of a season.
- Recorded his first career three-point game with three assists on Oct. 5 vs. New Jersey.
- Scored on his first career shootout attempt on March 9 vs. Washington; it was the fifth shootout goal ever scored by a Sabres defenseman and the first since Rasmus Ristolainen's goal on March 17, 2017 at Anaheim.

PROFESSIONAL CAREER | HIGHLIGHTS

- With 84 points (13+71) in his first 141 career games (all as a teenager), finished his teen years trailing only Phil Housley (132) for the most points ever recorded by a teenage defenseman in the NHL; his 71 career assists tied Dan Quinn's total as a teenager for the 12th-most ever recorded by any NHL player before his 20th birthday.
- Earned NHL All-Rookie honors in 2018-19, becoming the third defenseman ever to do so in his age-18 season (age as of Jan. 1).
- Led rookie defensemen and ranked third among all NHL rookies with 44 points in 2018-19. His 35 assists ranked second among all rookies.
- Finished the 2018-19 season with the second-most assists (35), points (44) and multi-point games (8) ever recorded by an 18-year-old defenseman in NHL history, trailing only Phil Housley in all three categories.
- His three game-winning goals in his first NHL season were the most ever recorded by a Sabres rookie defenseman, also tying for ninth-most by any Sabres rookie and eighth-most by any defenseman in a season in franchise history.
- Tied for fourth among all SHL defensemen with seven goals and averaged .49 points per game, ranking 14th among league blueliners, during his final SHL season in 2017-18.
- Earned 2018 Swedish Junior Hockey Player of the Year honors, becoming the first 17-year-old to win the award since Mikael Andersson in 1984.
- Appeared in 26 regular-season games and 14 playoff contests with Frölunda in his debut SHL season in 2016-17.
- Was a member of the 2016-17 Frölunda squad that won the 48-team Champions Hockey League competition.

AMATEUR CAREER | HIGHLIGHTS

- Led all Frölunda defensemen with 22 points (9+13) in 24 SuperElit games in 2016-17, also ranking second on the team and fourth among qualifying league defensemen with .92 points per game.
- Spent most of the 2015-16 season with the Frölunda Under-18 Allsvenskan team that won the league's championship.


INTERNATIONAL CAREER | HIGHLIGHTS

- Made his Olympic debut for Sweden in PyeongChang, South Korea in 2018 as a 17-year-old, making him the team's youngest player by seven years.
- Won a silver medal with Sweden at the 2018 IIHF World Junior Championship in Buffalo.
- Earned Best Defenseman honors and was named to the 2018 IIHF World Junior Championship All-Star Team after leading Sweden with 23:08 of ice time per game.
- Represented Sweden at the 2017 IIHF World Junior Championship as a 16-year-old.





DEFENSEMAN
RASMUS DAHLIN 26



CAREER STATS REGULAR SEASON													PLAYOFFS					
SEASON	TEAM	LEAGUE	GP	G	A	P	+/-	PIM	PP	SH	GW	S	S%	GP	G	A	P	PIM
2015-16	Frölunda U18	SWE-U18-A	17	3	8	11	9	12	3	0	1	58	5.2	6	0	3	3	2
	Frölunda U18	SWE-U18	16	5	7	12	12	12	2	0	1	61	8.2	--	--	--	--	--
	Frölunda Jr.	SWE-Jr.	1	0	0	0	0	0	0	0	0	3	0.0	--	--	--	--	--
2016-17	Frölunda	SHL	26	1	2	3	4	6	0	0	1	21	4.8	14	3	2	5	2
	Frölunda Jr.	SWE-Jr.	24	9	13	22	18	74	5	0	2	110	8.2	1	0	0	0	0
	Sweden	WJC	7	1	1	2	0	4	0	0	0	7	14.3	--	--	--	--	--
	Frölunda U18	SWE-U18	1	3	1	4	6	0	0	0	1	7	42.9	--	--	--	--	--
2017-18	Frölunda	SHL	41	7	13	20	4	20	0	0	0	84	8.3	6	1	2	3	2
	Sweden	WJC	7	0	6	6	7	6	0	0	0	25	0.0	--	--	--	--	--
	Sweden	Olympics	2	0	1	1	0	0	0	0	0	1	0.0	--	--	--	--	--
	Frölunda Jr.	SWE-Jr.	1	1	1	2	1	0	0	0	0	4	25.0	--	--	--	--	--
2018-19	Buffalo	NHL	82	9	35	44	-13	34	5	0	4	177	5.1	--	--	--	--	--
2019-20	Buffalo	NHL	59	4	36	40	-7	38	2	0	1	90	4.4	--	--	--	--	--
NHL Totals			141	13	71	84	-20	72	7	0	5	267	4.9	--	--	--	--	--
Buffalo Totals			141	13	71	84	-20	72	7	0	5	267	4.9	--	--	--	--	--

SINGLE-GAME HIGHS

Goals: 1, (13x). **Most recent:** 2/9/20 vs. ANA
Assists: 3, 10/5/19 vs. NJD
Points: 3, (2x). **Most recent:** 10/5/19 vs. NJD (0+3)
Penalty Minutes: 4, (3x). **Most recent:** 1/18/20 at NSH
Shots: 8, 12/11/18 vs. LAK
Time On Ice: 29:15, 12/4/18 vs. TOR

LONGEST STREAKS

Goals: 2 games, 2/21/19 at TBL to 2/23/19 vs. WSH
Assists: 5 games, 2/11/20 vs. DET to 2/22/20 at PIT
Points: 6 games, 2/9/20 vs. ANA to 2/22/20 at PIT (1+6)

HAT TRICKS | 0

Date	Opponent	Goalie
N/A		

PENALTY SHOTS | 0

Date	Opponent	Goalie	Result
N/A			

SHOOTOUT STATS

Goals	Attempts	PCT	GDG
1	1	100.0	0

HONORS AND AWARDS

- Professional**
 2017 Champions Hockey League Champion
 2018 Swedish Jr. Hockey Player of the Year
 2019 Calder Trophy Finalist
 2019 NHL All-Rookie Team
- International**
 2018 IIHF World Junior Championship Silver Medal
 2018 IIHF World Junior Championship Best Defenseman
 2018 IIHF World Junior Championship All-Star Team
 2018 IIHF World Junior Championship Top 3 Player (Sweden)
- Amateur**
 2016 U18 Allsvenskan Gold Medal





CODY EAKIN

20

CENTER

KOH-dee EE-kihn

Born May 24, 1991 in Winnipeg, Manitoba
6 ft 0 in | 196 lbs | Shoots Left

CONTRACT STATUS: Signed through 2021-22 (\$2.25 million AAV)

CAREER TRANSACTIONS: Signed by Buffalo as an unrestricted free agent, Oct. 11, 2020; Acquired by Winnipeg from Vegas in exchange for a fourth-round pick in the 2021 NHL Draft, Feb. 21, 2020; Selected by Vegas from Dallas in the 2017 NHL Expansion Draft; Acquired by Dallas from Washington with a second-round pick in the 2012 NHL Draft in exchange for Mike Ribeiro, June 22, 2012; Selected by Washington in the third round (85th overall) of the 2009 NHL Draft.



NHL FIRSTS

Game: 11/1/11 vs. ANA
Goal: 11/4/11 at CAR
Assist: 11/4/11 at CAR

SEASON HIGHS | 2019-20

Man Games Lost: 21
Most Goals: 1, (5x). **Most recent:** 3/9/20 vs. ARI
Most Assists: 2, 10/31/19 vs. MTL
Most Points: 2, (2x). **Most recent:** 3/9/20 vs. ARI (1+1)
Most Shots: 5, (2x). **Most recent:** 11/19/19 vs. TOR
Highest TOI: 18:58, 11/19/19 vs. TOR

EAKIN vs NHL

Team	GP	G	A	P	PIM
Anaheim	26	6	3	9	10
Arizona	26	6	7	13	6
Boston	15	3	2	5	4
Buffalo	14	3	3	6	4
Calgary	23	5	6	11	19
Carolina	17	5	4	9	4
Chicago	29	8	5	13	6
Colorado	28	8	5	13	4
Columbus	16	2	4	6	2
Dallas	8	0	4	4	2
Detroit	16	6	6	12	8
Edmonton	24	5	2	7	10
Florida	15	1	0	1	0
Los Angeles	27	5	11	16	6
Minnesota	27	3	4	7	4
Montreal	15	3	7	10	4
Nashville	29	5	7	12	13
New Jersey	13	0	2	2	4
NY Islanders	14	2	3	5	2
NY Rangers	13	3	5	8	24
Ottawa	16	1	4	5	8
Philadelphia	11	2	2	4	2
Pittsburgh	16	0	2	2	12
San Jose	23	3	5	8	14
St. Louis	28	4	5	9	14
Tampa Bay	16	2	8	10	4
Toronto	16	3	3	6	10
Vancouver	22	5	6	11	4
Vegas	1	0	1	1	0
Washington	16	3	6	9	24
Winnipeg	26	1	2	3	14
NHL Totals	586	103	134	237	242

2019-20 | HIGHLIGHTS

- Appeared in 41 games and missed 21 due to injury in his third season with the Vegas Golden Knights before being traded to the Winnipeg Jets.
- Scored his 100th NHL goal and logged a season-high 18:58 of ice time on Nov. 19 vs. Toronto, also tying his season high with five shots on goal.
- Joined the Jets on Feb. 21 and totaled five points (1+4) in eight regular-season games with the team, including a three-game point streak to end the season.
- Averaged 17:03 of ice time in Winnipeg's four playoff games.

PROFESSIONAL CAREER | HIGHLIGHTS

- His 10 career shorthanded goals tie for 20th-most in the NHL since he entered the league in 2011-12.
- Three of his eight career playoff goals have been game-winners.
- Posted career highs in goals (22) and points (41) in 2018-19. Shared the Golden Knights' First Star Award with Marc-Andre Fleury that season; the award is given to the Vegas players with the most three stars appearances on home ice each season.
- Recorded 15 points (8+7) in 15 games between Nov. 6 and Dec. 4, 2018, a stretch that included three multi-point games and began with a five-game point streak that tied his previous career best.
- Appeared in his 500th NHL game on Jan. 4, 2019 at Anaheim.
- Opened the scoring 58 seconds into Game 2 of the Western Conference Quarterfinals on April 12, 2019 at San Jose.
- Dressed for every game in the Golden Knights' 2018 run to the Stanley Cup Final.
- Recorded his 200th NHL point with an assist on Dec. 20, 2018 vs. NY Islanders.
- Beat Pekka Rinne on his first career penalty shot attempt on April 4, 2015 at Nashville.
- Recorded his first career goal and assist in his second NHL game on Nov. 4, 2011 at Carolina.
- Made his professional debut with two goals in four games for the Hershey Bears (AHL) to end the 2009-10 season. Also skated in five playoff games for the Bears during their 2010 Calder Cup championship run.

AMATEUR CAREER | HIGHLIGHTS

- Played parts of five seasons with the Swift Current Broncos and began his final WHL season as the team's captain before finishing his junior career with 26 games with the Kootenay Ice.
- Was selected as a WHL Eastern Conference Second-Team All-Star in each of his final two WHL seasons in 2009-10 and 2010-11.
- Tied to lead Kootenay with 27 points (11+16) in the 2011 postseason, helping the Ice their third Ed Chynoweth Cup; finished one point behind the league's leading playoff scorer. His six points (3+3) in the 2011 Memorial Cup also ranked him one point behind the tournament's leading scorer.
- Posted career-best totals and ranked in the top 10 in the WHL in both goals (47, T-3rd) and points (91, 9th) in 2009-10.
- Was named Player of the Game for Team Orr at the 2009 CHL Top Prospects Game.

INTERNATIONAL CAREER | HIGHLIGHTS

- Won gold with Canada at the 2015 IIHF World Championship, totaling six points (4+2) in nine games in his debut with the country's senior national team.
- Earned a silver medal at the 2011 IIHF World Junior Championship in Buffalo; was selected as Canada's player of the game for the gold medal game.
- Also represented Canada at the 2009 IIHF Under-18 World Championship and won gold at the 2008 Ivan Hlinka Memorial Tournament.





CENTER CODY EAKIN 20



CAREER STATS REGULAR SEASON														PLAYOFFS				
SEASON	TEAM	LEAGUE	GP	G	A	P	+/-	PIM	PP	SH	GW	S	S%	GP	G	A	P	PIM
2006-07	Winnipeg	MMHL	38	29	35	64	--	62	--	--	--	--	--	7	5	4	9	10
	Swift Current	WHL	3	0	0	0	-1	0	0	0	0	--	--	--	--	--	--	--
2007-08	Swift Current	WHL	55	11	6	17	5	52	0	2	1	--	--	12	3	4	7	6
	Swift Current	WHL	54	24	24	48	18	42	3	3	4	--	--	7	3	0	3	10
2008-09	Canada	WJ18	6	2	0	2	0	2	--	--	--	--	--	--	--	--	--	--
	Swift Current	WHL	70	47	44	91	-8	71	17	4	4	--	--	4	1	1	2	2
2009-10	Hershey	AHL	4	2	0	2	1	2	0	0	0	6	33.3	5	0	0	0	2
	Swift Current	WHL	30	18	21	39	-3	24	7	0	4	--	--	--	--	--	--	--
2010-11	Kootenay	WHL	26	18	26	44	16	19	4	4	4	--	--	19	11	16	27	14
	Canada	WJC	7	1	2	3	3	2	0	0	0	16	6.3	--	--	--	--	--
2011-12	Hershey	AHL	43	13	14	27	4	10	3	0	3	106	12.3	5	0	1	1	0
	Washington	NHL	30	4	4	8	2	4	0	0	0	31	12.9	--	--	--	--	--
2012-13	Dallas	NHL	48	7	17	24	1	31	3	0	1	67	10.5	--	--	--	--	--
	Texas	AHL	35	12	12	24	8	14	4	2	1	88	13.6	--	--	--	--	--
2013-14	Dallas	NHL	81	16	19	35	-9	36	3	1	2	161	9.9	6	2	3	5	0
2014-15	Dallas	NHL	78	19	21	40	-1	26	2	2	6	142	13.4	--	--	--	--	--
	Canada	WC	9	4	2	6	7	0	--	--	--	--	--	--	--	--	--	--
2015-16	Dallas	NHL	82	16	19	35	3	42	2	3	1	132	12.1	13	1	7	8	8
2016-17	Dallas	NHL	60	3	9	12	-7	49	0	0	1	82	3.7	--	--	--	--	--
2017-18	Vegas	NHL	80	11	16	27	-6	22	0	1	2	107	10.3	20	3	1	4	4
2018-19	Vegas	NHL	78	22	19	41	19	16	1	3	3	120	18.3	7	2	0	2	17
2019-20	Vegas	NHL	41	4	6	10	-9	16	0	0	0	53	7.5	--	--	--	--	--
	Winnipeg	NHL	8	1	4	5	6	0	0	0	1	8	12.5	4	0	0	0	4
NHL Totals			586	103	134	237	-1	242	11	10	17	903	11.4	50	8	11	19	33

SINGLE-GAME HIGHS	
Goals:	2, (6x). Most recent: 11/27/18 at CHI
Assists:	3, 3/17/16 vs. TBL
Points:	3, (5x). Most recent: 11/27/18 at CHI (2+1)
Penalty Minutes:	15, 12/15/16 vs. NYR
Shots:	7, (2x). Most recent: 1/2/16 at NJD
Time On Ice:	23:34, 2/9/17 at OTT

LONGEST STREAKS	
Goals:	2 games, (12x). Most recent: 11/17/19 vs. CGY to 11/19/19 vs. TOR
Assists:	3 games, (2x). Most recent: 3/6/20 vs. VGK to 3/11/20 at EDM
Points:	5 games, (2x). Most recent: 11/6/18 at TOR to 11/14/18 vs. ANA (4+2)

HAT TRICKS 0		
Date	Opponent	Goalie
N/A		

PENALTY SHOTS 1-FOR-1			
Date	Opponent	Goalie	Result
April 4, 2015	at Nashville	Pekka Rinne	Goal

SHOOTOUT STATS			
Goals	Attempts	PCT	GDG
0	1	0.0	0

HONORS AND AWARDS	
Professional	2010 Calder Cup Champion
International	2008 Ivan Hlinka Memorial Tournament Champion 2011 IIHF World Junior Championship Silver Medal 2015 IIHF World Championship Gold Medal
Amateur	2009 CHL Top Prospects Game 2010 WHL (East) Second All-Star Team 2011 WHL Champion 2011 WHL (East) Second All-Star Team



JACK EICHEL

9

CENTER

JAK IGH-kuhl

Born October 28, 1996 in North Chelmsford, Massachusetts
6 ft 2 in | 213 lbs | Shoots Right

CONTRACT STATUS: Signed through 2025-26 (\$10 million AAV)

CAREER TRANSACTIONS: Selected by Buffalo in the first round (second overall) of the 2015 NHL Draft.

NHL FIRSTS

Game: 10/8/15 vs. OTT
Goal: 10/8/15 vs. OTT
Assist: 11/7/15 vs. VAN

SEASON HIGHS | 2018-19

Man Games Lost: 1

Most Goals: 4, 11/16/19 vs. OTT

Most Assists: 2, (11x). **Most recent:** 2/13/20 vs. CBJ

Most Points: 4, (3x). **Most recent:** 11/16/16 vs. OTT (4+0)

Most Shots: 8, (2x). **Most recent:** 11/29/19 vs. TOR

Highest TOI: 28:22, 2/9/20 vs. ANA

EICHEL vs NHL					
Team	GP	G	A	P	PIM
Anaheim	10	3	7	10	0
Arizona	10	4	8	12	4
Boston	16	5	8	13	18
Buffalo	0	0	0	0	0
Calgary	7	5	2	7	4
Carolina	13	6	4	10	0
Chicago	9	3	4	7	0
Colorado	9	2	5	7	4
Columbus	15	5	11	16	2
Dallas	9	2	4	6	2
Detroit	19	6	11	17	8
Edmonton	9	6	5	11	2
Florida	16	2	11	13	6
Los Angeles	9	4	7	11	4
Minnesota	7	2	6	8	8
Montreal	18	4	11	15	4
Nashville	10	5	6	11	2
New Jersey	11	6	6	12	0
NY Islanders	14	3	9	12	6
NY Rangers	14	4	9	13	8
Ottawa	17	10	15	25	6
Philadelphia	12	8	3	11	2
Pittsburgh	13	6	3	9	6
San Jose	10	3	7	10	2
St. Louis	9	4	2	6	12
Tampa Bay	17	4	9	13	12
Toronto	17	14	9	23	8
Vancouver	9	1	7	8	2
Vegas	5	3	3	6	2
Washington	11	3	5	8	2
Winnipeg	9	4	3	7	0
NHL Totals	354	137	200	337	136

2019-20 | HIGHLIGHTS

- Scored a career-best 36 goals despite playing just 68 games, ranking eighth in the league; tied for 10th in points (78) and third in game-winning goals (9).
- Set a new career high with 1.15 points per game, marking the highest scoring rate by a Sabre since Daniel Briere (1.17) in 2006-07. His .53 goals per game was the highest rate by a Sabre since Thomas Vanek (.55) in 2008-09.
- Finished the season ranked eighth in the league with 1.40 points per game at home (49 points in 35 games). It was the highest home scoring rate by a Sabre with at least five home games played since Pat LaFontaine recorded 19 points in 13 home games (1.46) in 1994-95.
- Joined Gilbert Perreault (1976-77 and 1977-78), Pierre Turgeon (1988-89 and 1989-90), Miroslav Satan (2001-02 and 2002-03) and Thomas Vanek (2010-11 and 2012-13) as the fifth player to lead (or tie to lead) the Sabres in all three major scoring categories (goals, assists and points) twice in his career (2017-18 and 2019-20).
- Finished the season as one of three players in franchise history to score 20 or more goals in each of his first five NHL seasons (Rick Martin and Thomas Vanek) and one of five to record at least 50 points in each of his first five NHL seasons (Martin, Gilbert Perreault, Phil Housley and Christian Ruutu).
- Appeared in his third consecutive NHL All-Star Game in 2020, becoming the first Sabres player to do so since Alexander Mogilny (1992, 1993, 1994).
- Tied Gilbert Perreault's record for most consecutive appearances with a point by a Sabre (18), tallying 32 points (16+16) from Nov. 16 to Dec. 21; because he missed a game due to injury during this stretch (Dec. 19 at Philadelphia), the streak was officially listed as 17 games, which still stood as the longest by an NHL player in 2019-20.
- Selected as the NHL's Third Star of the Week in consecutive weeks (Dec. 9 and 16) during the point streak.
- Scored four goals vs. Ottawa on Nov. 16 to become the Sabres' first four-goal scorer since Thomas Vanek (April 10, 2010 at Ottawa).
- Became the first Sabre ever to score on a penalty shot in overtime with his game-winner on Jan. 2 vs. Edmonton. The goal was his seventh career overtime goal, breaking the previous franchise record of six. He finished the season with eight career overtime goals.

PROFESSIONAL CAREER | HIGHLIGHTS

- Was named the 19th full-season captain in franchise history on Oct. 3, 2018, becoming the youngest captain in Sabres history (21 years, 341 days).
- With his goal on March 23, 2019 at Montreal, became the second-youngest player ever to score against 30 different NHL teams, trailing only Aleksander Barkov, who did it seven days younger. Only Artemi Panarin had done it in fewer games.
- In 2017-18, became the ninth different player in franchise history to lead the team or tie for the team lead in goals, assists and points. At 21 years of age, he was the youngest player to do so since Pierre Turgeon in 1989-90.
- With his 25th goal of the season on March 29, 2018 vs. Detroit, he became the first Sabre aged 21 or younger to reach the 25-goal mark since Pierre Turgeon did so in the 1990-91 season.
- His five assists on March 31, 2018 at Nashville tied the Sabres' franchise record for most assists in a game. He joined Gilbert Perreault (3x), Pat LaFontaine (3x) and Dale Hawerchuk as the only players in Sabres history to accomplish this feat.
- At 20 years of age in 2016-17, became just the fourth different player in Sabres history to lead the team (or tie for the team lead) in points before his 21st birthday.
- His .93 points per game in 2016-17 ranked 11th among NHL skaters with at least 20 games played and were the most by a Sabre under the age of 21 since Pierre Turgeon (1.33) in 1989-90.
- Recorded an 11-game point streak (5+11) from Feb. 14 to March 7, 2017 that tied as the fourth-longest NHL streak of the 2016-17 season and was the longest by a Sabre since Tim Connolly (16) in 2009-10; the streak included a nine-game assist streak that was the longest in the league in 2016-17.
- Scored 24 goals as a rookie in 2015-16 (seventh-most by a rookie in franchise history) and became the first Sabres rookie to lead the team in goals since Ray Sheppard (1987-88).
- His 56 points in 2015-16 tied Derek Plante for the seventh-most points ever scored by a Sabres rookie, making him the ninth rookie in franchise history to record 50 points in a season and the first since Plante (1993-94).





CENTER JACK EICHEL 9



PROFESSIONAL CAREER | HIGHLIGHTS

- Became the youngest Sabre ever to hit the 20-goal mark (19 years, 131 days) with his goal at Toronto on March 7, 2016.
- Scored the latest regular-season goal in franchise history at 4:59 of overtime vs. Carolina on March 12, 2016.

AMATEUR CAREER | HIGHLIGHTS

- Led all NCAA Division I skaters with 71 points (26+45) in 40 games as a freshman in his lone season at Boston University in 2014-15.
- Became the second freshman ever to win the Hobey Baker Award (last: Paul Kariya, 1992-93).
- Was the only unanimous first-team Hockey East All-Star selection in 2014-15.
- Was named Most Valuable Player at the 2015 Hockey East Tournament after leading the Terriers to a conference title with 11 points (6+5) in four tournament games.
- Was selected to the USHL Second All-Star Team in 2014 following his second and final season with the United States National Team Development Program.

INTERNATIONAL CAREER | HIGHLIGHTS

- Played on the United States' senior national team at the 2015, 2017 and 2019 IIHF World Championships, earning a bronze medal at the 2015 competition.
- Skated for Team North America at the 2016 World Cup of Hockey.
- Served as captain for Team USA at the 2015 IIHF World Junior Championship, recording four points (1+3) in five tournament games.
- Represented the United States as the youngest player on the roster at the 2014 IIHF World Championship, recording five points (1+4) in five games.
- Won gold with Team USA at the 2014 IIHF Under-18 World Championship, tying for the team lead with 10 points (5+5) in seven games.
- Won a silver medal with Team USA at the 2013 IIHF Under-18 World Championship.

CAREER STATS | REGULAR SEASON

SEASON	TEAM	LEAGUE	GP	G	A	P	+/-	PIM	PP	SH	GW	S	S%	PLAYOFFS				
														GP	G	A	P	PIM
2012-13	USNTDP	USHL	35	13	14	27	-12	14	2	1	2	123	10.6	--	--	--	--	--
	United States	WJ18	7	1	1	2	3	6	1	0	0	13	7.7	--	--	--	--	--
	United States	WHC-17	5	3	0	3	--	2	--	--	--	--	--	--	--	--	--	--
2013-14	USNTDP	USHL	24	20	25	45	20	20	6	1	3	95	21.1	--	--	--	--	--
	United States	WJ18	7	5	5	10	6	2	0	0	1	42	11.9	--	--	--	--	--
	United States	WJC	5	1	4	5	1	0	1	0	0	15	6.7	--	--	--	--	--
2014-15	Boston Univ.	H-East	40	26	45	71	51	28	7	2	4	168	15.5	--	--	--	--	--
	United States	WC	10	2	5	7	2	8	0	0	1	19	10.5	--	--	--	--	--
	United States	WJC	5	1	3	4	-3	6	0	0	0	21	4.8	--	--	--	--	--
2015-16	Buffalo	NHL	81	24	32	56	-16	22	8	0	5	238	10.1	--	--	--	--	--
2016-17	Buffalo	NHL	61	24	33	57	-13	22	10	0	4	249	9.6	--	--	--	--	--
	United States	WC	8	0	5	5	-1	4	0	0	0	34	0.0	--	--	--	--	--
	North America	WCH	3	1	1	2	0	0	1	0	0	8	12.5	--	--	--	--	--
2017-18	Buffalo	NHL	67	25	39	64	-25	32	3	0	4	246	10.2	--	--	--	--	--
2018-19	Buffalo	NHL	77	28	54	82	-11	26	8	0	2	303	9.2	--	--	--	--	--
	United States	WC	8	2	6	8	2	2	2	0	0	28	7.1	--	--	--	--	--
2019-20	Buffalo	NHL	68	36	42	78	5	34	11	1	9	227	15.9	--	--	--	--	--
NHL Totals			354	137	200	337	-60	136	40	1	24	1,263	10.8	--	--	--	--	--
Buffalo Totals			354	137	200	337	-60	136	40	1	24	1,263	10.8	--	--	--	--	--

SINGLE-GAME HIGHS

- Goals:** 4, 11/16/19 vs. OTT
Assists: 5, 3/31/18 at NSH
Points: 5, 3/31/18 at NSH (0+5)
Penalty Minutes: 10, (2x). **Most recent:** 12/29/19 at BOS
Shots: 11, 12/15/17 vs. CAR
Time On Ice: 28:22, 2/9/20 vs. ANA

LONGEST STREAKS

- Goals:** 4 games, 12/10/19 vs. STL to 12/17/19 at TOR
Assists: 9 games, 2/14/17 at OTT to 3/4/17 vs. TBL
Points: 18 games, 11/16/19 vs. OTT to 12/21/19 vs. LAK (16+16)

HAT TRICKS | 2

Date	Opponent	Goalie
Dec. 15, 2017	vs. Carolina	Scott Darling
Nov. 16, 2019	vs. Ottawa	Craig Anderson (3), Empty Net (1)

PENALTY SHOTS | 1-FOR-2

Date	Opponent	Goalie	Result
Dec. 8, 2017	at Chicago	Corey Crawford	Unsuccessful
Jan. 2, 2020	vs. Edmonton	Mike Smith	Goal

SHOOTOUT STATS

Goals	Attempts	PCT	GDG
6	21	28.6	1

HONORS AND AWARDS

Professional

- 2016 NHL All-Rookie Team
- 2018 NHL All-Star Game
- 2019 NHL All-Star Game
- 2020 NHL All-Star Game

International

- 2013 IIHF U18 World Championship Silver Medal
- 2014 IIHF U18 World Championship Gold Medal
- 2014 IIHF U18 World Championship Top 3 Player (USA)
- 2015 IIHF World Championship Bronze Medal

Amateur

- 2014 USHL Second All-Star Team
- 2015 Hobey Baker Award
- 2015 Tim Taylor Award (Top NCAA Freshman)
- 2015 NCAA All-Tournament Team
- 2015 NCAA (East) First All-American Team
- 2015 Hockey East Championship
- 2015 Hockey East Player of the Year
- 2015 Hockey East Rookie of the Year
- 2015 Hockey East First All-Star Team
- 2015 Hockey East All-Rookie Team
- 2015 Hockey East All-Tournament Team
- 2015 Hockey East Tournament MVP





ZEMGUS GIRGENSONS

28

LEFT WING

ZEHM-guhz GEER-gehn-suhnz
 Born January 5, 1994 in Riga, Latvia
 6 ft 2 in | 213 lbs | Shoots Left

CONTRACT STATUS: Signed through 2022-23 (\$2.2 million AAV)

CAREER TRANSACTIONS: Selected by Buffalo in the first round (14th overall) of the 2012 NHL Draft.

NHL FIRSTS

Game: 10/2/13 at DET
Goal: 10/2/13 at DET
Assist: 10/14/13 vs. MIN

SEASON HIGHS | 2019-20

Man Games Lost: 0
Most Goals: 2, 11/24/19 at FLA
Most Assists: 2, (2x). **Most recent:** 2/23/20 vs. WPG
Most Points: 2, (4x). **Most recent:** 2/23/20 vs. WPG (0+2)
Most Shots: 4, 12/2/19 vs. NJD
Highest TOI: 18:36, 1/16/20 at DAL

GIRGENSONS vs NHL					
Team	GP	G	A	P	PIM
Anaheim	13	1	1	2	0
Arizona	10	1	3	4	4
Boston	23	2	3	5	6
Buffalo	0	0	0	0	0
Calgary	13	2	2	4	0
Carolina	17	2	1	3	8
Chicago	9	1	0	1	4
Colorado	10	1	1	2	4
Columbus	20	2	2	4	10
Dallas	10	2	1	3	4
Detroit	26	7	4	11	6
Edmonton	13	1	3	4	4
Florida	23	3	5	8	9
Los Angeles	14	2	1	3	2
Minnesota	13	1	2	3	0
Montreal	24	2	2	4	4
Nashville	9	1	3	4	6
New Jersey	19	0	3	3	8
NY Islanders	17	4	2	6	2
NY Rangers	19	5	1	6	2
Ottawa	26	4	5	9	6
Philadelphia	18	3	2	5	4
Pittsburgh	19	2	0	2	6
San Jose	14	1	7	8	0
St. Louis	11	1	2	3	2
Tampa Bay	27	2	4	6	17
Toronto	27	3	7	10	8
Vancouver	8	2	2	4	2
Vegas	6	0	1	1	0
Washington	17	2	2	4	0
Winnipeg	14	1	5	6	2
NHL Totals	489	61	77	138	130

2019-20 | HIGHLIGHTS

- Tied his previous career high with 11 even-strength goals.
- Was one of four players to appear in all 69 games for the Sabres.
- With 12 goals and 19 points, logged his highest totals in both categories since his career-best numbers in 2014-15.
- Led all Sabres forwards in shorthanded ice time for the second straight season, averaging 2:08 of penalty kill time per game.
- Tied his career high with two goals on Nov. 14 at Florida.
- Scored his seventh career shorthanded goal on Jan. 12 at Detroit.
- Recorded points in three consecutive games for the fifth time of his career from Feb. 20 at Pittsburgh to Feb. 26 at Colorado (2+2).

PROFESSIONAL CAREER | HIGHLIGHTS

- Has scored more shorthanded goals for the Sabres (7) than any other player since joining the league in 2013-14; tied for 39th among all NHL players during that span.
- Ranks 32nd on the franchise's all-time games played list and is tied for 15th-most shorthanded goals in team history entering the 2020-21 season.
- Played in his 400th NHL game on Feb. 19, 2019 at Florida.
- Recorded his 100th NHL point with his second of two assists on March 26, 2018 at Toronto.
- Led all Sabres and tied for fifth in the NHL with three shorthanded goals in 2014-15.
- Elected by the fans to play in the 2015 NHL All-Star Game with a league-high 1,574,896 votes.
- Became the first player in franchise history to score the team's first goal in consecutive seasons (2013-14 and 2014-15).
- Scored his first career goal in his NHL debut on Oct. 2, 2013 at Detroit.
- Recorded a team-high three goals and was a point-per-game player for the Rochester Americans as a rookie in the 2013 AHL postseason.

AMATEUR CAREER | HIGHLIGHTS

- Served as team captain during his second season with the Dubuque Fighting Saints (USHL) in 2011-12.
- Led the Fighting Saints in goals (24), points (55), power play goals (5), game-winning goals (6), multi-point games (17), plus/minus (+17) and shots on goal (166) in 2011-12.
- Recorded eight points (3+5) in 11 playoff appearances as a rookie in 2010-11, helping the Fighting Saints to their first Clark Cup championship since the 1984-85 season.
- Represented Dubuque at the 2011 USHL All-Star Game.

INTERNATIONAL CAREER | HIGHLIGHTS

- Represented Latvia at the 2014, 2016 and 2017 IIHF World Championships, serving as an alternate captain at the 2016 tournament.
- Tallied two points (1+1) in five games for Team Latvia at the 2014 Winter Olympics in Sochi, Russia.
- Served as an alternate captain for Latvia at the 2012 IIHF World Junior Championship in Alberta, Canada.



LEFT WING ZEMGUS GIRGENSONS 28



CAREER STATS REGULAR SEASON														PLAYOFFS				
SEASON	TEAM	LEAGUE	GP	G	A	P	+/-	PIM	PP	SH	GW	S	S%	GP	G	A	P	PIM
2010-11	Dubuque	USHL	51	21	28	49	7	46	9	4	6	--	--	11	3	5	8	8
2011-12	Dubuque	USHL	49	24	31	55	17	69	5	0	6	--	--	2	2	2	4	0
	Latvia	WJC	5	1	0	1	-3	0	1	0	0	--	--	--	--	--	--	--
2012-13	Rochester	AHL	61	6	11	17	-7	28	1	1	0	91	6.6	3	3	0	3	0
2013-14	Buffalo	NHL	70	8	14	22	-6	14	0	1	1	115	7.0	--	--	--	--	--
	Latvia	WC	6	2	0	2	1	29	--	--	--	--	--	--	--	--	--	--
	Latvia	Olympics	5	1	1	2	-2	2	--	--	--	--	--	--	--	--	--	--
2014-15	Buffalo	NHL	61	15	15	30	-16	25	1	3	1	115	13.0	--	--	--	--	--
2015-16	Buffalo	NHL	71	7	11	18	0	20	1	0	1	110	6.4	--	--	--	--	--
	Latvia	WC	7	1	0	1	-5	4	1	0	0	21	4.8	--	--	--	--	--
2016-17	Buffalo	NHL	75	7	9	16	-7	18	0	0	0	112	6.3	--	--	--	--	--
	Latvia	WC	7	1	1	2	-6	0	1	0	1	12	8.3	--	--	--	--	--
2017-18	Buffalo	NHL	71	7	8	15	-12	26	0	2	0	113	6.2	--	--	--	--	--
2018-19	Buffalo	NHL	72	5	13	18	-11	17	0	0	0	78	6.4	--	--	--	--	--
2019-20	Buffalo	NHL	69	12	7	19	-1	10	0	1	1	85	14.1	--	--	--	--	--
NHL Totals			489	61	77	138	-53	130	2	7	4	728	8.4	--	--	--	--	--
Buffalo Totals			489	61	77	138	-53	130	2	7	4	728	8.4	--	--	--	--	--

SINGLE-GAME HIGHS

Goals: 2, (5x). **Most recent:** 11/24/19 at FLA
Assists: 2, (4x). **Most recent:** 2/23/20 vs. WPG
Points: 2, (22x). **Most recent:** 2/23/20 vs. WPG (0+2)
Penalty Minutes: 5, (2x). **Most recent:** 12/18/18 vs. FLA
Shots: 7, 12/23/13 vs. PHX
Time On Ice: 23:54, 11/28/14 vs. MTL

LONGEST STREAKS

Goals: 2 games, (7x). **Most recent:** 1/11/20 vs. VAN to 1/12/20 at DET
Assists: 2 games, (8x). **Most recent:** 10/20/18 at LAK to 10/21/18 at ANA
Points: 3 games, (5x). **Most recent:** 2/22/20 at PIT to 2/26/20 at COL (2+2)

HAT TRICKS | 0

Date	Opponent	Goalie
N/A		

PENALTY SHOTS | 0-FOR-1

Date	Opponent	Goalie	Result
Jan. 15, 2014	at Toronto	James Reimer	Unsuccessful

SHOOTOUT STATS

Goals	Attempts	PCT	GDG
4	14	28.6	4

HONORS AND AWARDS

- Professional**
 2015 NHL All-Star Game
- International**
 2010 IIHF U18 World Championship Top 3 Player (Latvia)
 2012 IIHF World Junior Championship Top 3 Player (Latvia)
- Amateur**
 2011 USHL Champion
 2011 USHL All-Star Game
 2012 USHL First All-Star Team
 2012 USHL/NHL Top Prospects Game





TAYLOR HALL

4

LEFT WING

TAY-luhr HAWL

Born November 14, 1991 in Calgary, Alberta

6 ft 1 in | 206 lbs | Shoots Left

CONTRACT STATUS: Signed through 2020-21 (\$8 million AAV)

CAREER TRANSACTIONS: Signed by Buffalo as an unrestricted free agent, Oct. 11, 2020; Acquired by Arizona from New Jersey with Blake Speers in exchange for Nate Schnarr, Nicholas Merkley, Kevin Bahl, a first-round pick in the 2020 NHL Draft and a third-round pick in the 2021 NHL Draft, Dec. 16, 2019; Acquired by New Jersey from Edmonton in exchange for Adam Larsson, June 29, 2016; Selected by Edmonton in the first round (first overall) of the 2010 NHL Draft.



NHL FIRSTS

Game: 10/7/10 vs. CGY
Goal: 10/28/10 at CBJ
Assist: 10/10/10 vs. FLA

SEASON HIGHS | 2019-20

Man Games Lost: 0
Most Goals: 2, 1/14/20 vs. SJS
Most Assists: 2, (3x). **Most recent:** 2/22/20 vs. TBL
Most Points: 3, 1/14/20 vs. SJS (2+1)
Most Shots: 8, (3x). **Most recent:** 3/6/20 at CGY
Highest TOI: 23:06, 11/1/19 vs. PHI

HALL vs NHL

Team	GP	G	A	P	PIM
Anaheim	28	6	12	18	16
Arizona	27	12	16	28	16
Boston	14	2	4	6	14
Buffalo	15	4	7	11	10
Calgary	31	11	20	31	14
Carolina	18	3	11	14	6
Chicago	24	12	17	29	4
Colorado	27	15	17	32	10
Columbus	22	10	11	21	19
Dallas	25	9	11	20	16
Detroit	22	5	9	14	10
Edmonton	9	2	3	5	4
Florida	17	6	8	14	10
Los Angeles	25	7	12	19	8
Minnesota	24	6	11	17	23
Montreal	17	6	11	17	4
Nashville	22	8	13	21	10
New Jersey	7	3	4	7	4
NY Islanders	18	9	9	18	14
NY Rangers	17	6	8	14	18
Ottawa	18	6	11	17	12
Philadelphia	20	10	14	24	14
Pittsburgh	18	9	14	23	10
San Jose	32	14	16	30	14
St. Louis	23	8	8	16	14
Tampa Bay	19	4	13	17	8
Toronto	15	3	6	9	2
Vancouver	37	10	27	37	24
Vegas	4	2	3	5	2
Washington	14	3	5	8	4
Winnipeg	18	7	14	21	16
NHL Totals	627	218	345	563	350

2019-20 | HIGHLIGHTS

- Registered the seventh 50-point season of his NHL career.
- Led the New Jersey Devils in points (25), assists (19) and shots (109) through 30 games played before being traded to the Arizona Coyotes on Dec. 16; led or tied to lead the Coyotes in goals (10), assists (17), points (27) and shots (123) in the team's 35 games following the trade.
- Played 65 of his teams' 67 regular-season games, missing two games for "precautionary reasons" before being traded mid-season.
- Tied his previous best assist streak with eight assists in seven games from Oct. 19 vs. Vancouver to Nov. 7 at Calgary.
- Played in his 600th career NHL game on Jan. 2 vs. Anaheim.
- Recorded six points (2+4) in nine postseason contests for the Coyotes.

PROFESSIONAL CAREER | HIGHLIGHTS

- Has finished in the top 10 in league scoring three times (2012-13, 2013-14, 2017-18).
- With the exception of his injury-shortened 2018-19 season, has finished every NHL season in the top three in team scoring (finished fifth despite missing 49 games in 2018-19); has led or tied to lead his team in points six times.
- His 1.05 points per game in the last three seasons ranks 17th in the NHL entering the 2020-21 season; his .90 career rate ranks 23rd since he entered the league in 2010-11.
- Was selected to four consecutive NHL All-Star Games (2016 to 2019) but did not participate in the 2018 and 2019 games due to injury.
- Has served as an alternate captain in seven of his 10 NHL seasons.
- Recorded his 500th career NHL point with an assist on Nov. 30, 2018 at Washington.
- Scored his 200th NHL goal on Dec. 20, 2018 at Columbus.
- Won the Hart Memorial Trophy as the league's most valuable player and was named a First-Team All-Star in 2018 after leading the New Jersey Devils to the playoffs with career-high totals in goals (39), assists (54) and points (93).
- Recorded points in 26 consecutive appearances in 2017-18, totaling 38 points (18+20) from Jan. 2 to March 6, 2018; included a franchise-record 19 straight team games (Jan. 30 to March 6) with a point (13+13).
- Made his NHL playoff debut in 2018, leading the Devils with six points (2+4) and averaging 20:38 of ice time in five games.
- Participated in 2011 NHL All-Star Weekend as a rookie, competing in the Fastest Skater event at the SuperSkills Competition.

AMATEUR CAREER | HIGHLIGHTS

- Spent three seasons with the Windsor Spitfires (OHL), winning back-to-back Memorial Cup Championships in his last two seasons (2009 and 2010).
- Led the OHL in playoff scoring during both title runs and became the first player ever to win the Stafford Smythe Memorial Trophy as the Memorial Cup's most valuable player twice in a row.
- Selected as an OHL First-Team All-Star in both 2009 and 2010, also earning a selection to the CHL Second All-Star Team in 2010 after tying to lead the OHL with a career-high 106 points (40+66) in just 57 games.
- Was named Player of the Game for Team Cherry at the 2010 CHL Top Prospects Game.
- Led all rookies and tied for fourth in the OHL with 45 goals in 2007-08, earning both CHL and OHL Rookie of the Year honors.

INTERNATIONAL CAREER | HIGHLIGHTS

- Won back-to-back gold medals with Team Canada at the 2015 and 2016 IIHF World Championships. His 12 points (7+5) in 10 games in 2015 earned him a spot on the tournament's All-Star Team.
- Made his debut with Canada's senior national team at the 2013 IIHF World Championship. In total, he has recorded 24 points (15+9) in 28 career World Championship games.
- Took home a silver medal at the 2010 IIHF World Junior Championship after tying for third in tournament scoring with 12 points (6+6).
- Won international gold three times in 2008: at the IIHF Under-18 World Championship, the Ivan Hlinka Memorial Tournament and the World Under-17 Hockey Challenge.





LEFT WING TAYLOR HALL 4



CAREER STATS REGULAR SEASON													PLAYOFFS					
SEASON	TEAM	LEAGUE	GP	G	A	P	+/-	PIM	PP	SH	GW	S	S%	GP	G	A	P	PIM
2007-08	Windsor	OHL	63	45	39	84	40	22	10	0	8	--	--	5	2	3	5	2
	Canada	WJ18	7	4	5	9	4	4	3	0	1	20	20.0	--	--	--	--	--
	Canada (Ontario)	WHC-17	5	4	4	8	--	4	--	--	--	--	--	--	--	--	--	--
2008-09	Windsor	OHL	63	38	52	90	29	60	12	2	6	--	--	20	16	20	36	12
	Windsor	OHL	57	40	66	106	46	56	14	4	2	--	--	19	17	18	35	32
2009-10	Canada	WJC	6	6	6	12	3	0	2	0	1	21	28.6	--	--	--	--	--
	Edmonton	NHL	65	22	20	42	-9	27	8	0	4	186	11.8	--	--	--	--	--
2011-12	Edmonton	NHL	61	27	26	53	-3	36	13	0	7	207	13.0	--	--	--	--	--
	Edmonton	NHL	45	16	34	50	5	33	4	0	4	154	10.4	--	--	--	--	--
2012-13	Oklahoma City	AHL	26	14	20	34	0	33	9	0	3	83	16.9	--	--	--	--	--
	Canada	WC	8	2	1	3	1	0	--	--	--	--	--	--	--	--	--	--
2013-14	Edmonton	NHL	75	27	53	80	-15	44	7	0	1	250	10.8	--	--	--	--	--
	Edmonton	NHL	53	14	24	38	-1	40	3	0	0	158	8.9	--	--	--	--	--
2014-15	Canada	WC	10	7	5	12	8	6	--	--	--	--	--	--	--	--	--	--
	Edmonton	NHL	82	26	39	65	-4	54	4	0	6	286	9.1	--	--	--	--	--
2015-16	Canada	WC	10	6	3	9	8	2	--	--	--	--	--	--	--	--	--	--
	Edmonton	NHL	72	20	33	53	-9	32	7	0	4	238	8.4	--	--	--	--	--
2016-17	New Jersey	NHL	76	39	54	93	14	34	13	1	7	278	14.0	5	2	4	6	6
2017-18	New Jersey	NHL	33	11	26	37	-6	16	1	0	3	113	9.7	--	--	--	--	--
2018-19	New Jersey	NHL	30	6	19	25	-11	20	2	0	0	109	5.5	--	--	--	--	--
	Arizona	NHL	35	10	17	27	-3	14	2	0	1	123	8.1	9	2	4	6	10
NHL Totals			627	218	345	563	-42	350	64	1	37	2,102	10.4	14	4	8	12	16

SINGLE-GAME HIGHS

Goals: 3, (4x). **Most recent:** 12/5/13 vs. COL
Assists: 4, (2x). **Most recent:** 10/19/17 at OTT
Points: 5, 4/3/13 at CGY (1+4)
Penalty Minutes: 15, 2/21/13 vs. MIN
Shots: 10, (2x). **Most recent:** 1/4/18 at DAL
Time On Ice: 27:10, 3/20/14 vs. BUF

LONGEST STREAKS

Goals: 4 games, (4x). **Most recent:** 3/29/18 vs. PIT to 4/3/18 vs. NYR
Assists: 7 games, (2x). **Most recent:** 10/19/19 vs. VAN to 11/7/19 at CGY
Points: 26 games, 1/2/18 at STL to 3/6/18 vs. MTL (18+20)

HAT TRICKS | 4

Date	Opponent	Goalie
Feb. 19, 2011	vs. Atlanta	Chris Mason
Nov. 19, 2011	vs. Chicago	Corey Crawford (2), Ray Emery (1)
March 30, 2013	vs. Vancouver	Cory Schneider (1), Roberto Luongo (2)
Dec. 5, 2013	vs. Colorado	Semyon Varlamov

PENALTY SHOTS | 2-FOR-5

Date	Opponent	Goalie	Result
Dec. 22, 2011	vs. Minnesota	Nicklas Backstrom	Unsuccessful
Feb. 4, 2013	vs. Vancouver	Roberto Luongo	Unsuccessful
Oct. 20, 2014	vs. Tampa Bay	Ben Bishop	Goal
March 11, 2017	at Arizona	Mike Smith	Unsuccessful
April 3, 2018	vs. NY Rangers	Henrik Lundqvist	Goal

SHOOTOUT STATS

Goals	Attempts	PCT	GDG
8	32	25.0	2

HONORS AND AWARDS

Professional
 2011 NHL All-Star Skills Competition
 2016 NHL All-Star Game
 2017 NHL All-Star Game
 2018 Hart Memorial Trophy
 2018 NHL First All-Star Team
 2018 NHL All-Star Game (DNP)
 2019 NHL All-Star Game (DNP)

International
 2008 IIHF U18 World Championship Gold Medal
 2008 Ivan Hlinka Memorial Tournament Champion
 2010 IIHF World Junior Championship Silver Medal
 2010 IIHF World Junior Championship Top 3 Player (Canada)
 2015 IIHF World Championship Gold Medal
 2015 IIHF World Championship All-Star Team
 2016 IIHF World Championship Gold Medal

Amateur
 2008 CHL Rookie of the Year
 2008 CHL All-Rookie Team
 2008 OHL Rookie of the Year
 2008 OHL First All-Rookie Team
 2009 Memorial Cup Champion
 2009 Memorial Cup MVP
 2009 Memorial Cup All-Star Team
 2009 OHL Champion
 2009 OHL Playoffs MVP
 2009 OHL First All-Star Team
 2009 OHL All-Star Game
 2010 Memorial Cup Champion
 2010 Memorial Cup MVP
 2010 Memorial Cup All-Star Team
 2010 CHL Second All-Star Team
 2010 CHL Top Prospects Game
 2010 OHL Champion
 2010 OHL First All-Star Team
 2010 Eddie Powers Trophy (OHL Most Points)
 2010 OHL All-Star Game



CARTER HUTTON

40

KAHR-tuhr HUH-tuhn

Born December 19, 1985 in Thunder Bay, Ontario
6 ft 0 in | 208 lbs | Catches Left

GOALTENDER

CONTRACT STATUS: Signed through 2020-21 (\$2.75 million AAV)

CAREER TRANSACTIONS: Signed by Buffalo as an unrestricted free agent, July 1, 2018; Signed by St. Louis as an unrestricted free agent, July 1, 2016; Signed by Nashville as an unrestricted free agent, July 5, 2013; Signed by Chicago as an unrestricted free agent, Feb. 24, 2012; Signed by San Jose as an unrestricted free agent, June 1, 2010.



NHL FIRSTS

Game: 4/27/13 at STL
Win: 10/20/13 at WPG
Shutout: 4/5/14 at SJS

SEASON HIGHS | 2019-20

Man Games Lost: 0
Most Shots Faced: 47, 10/17/19 at LAK
Most Saves: 47, 10/17/19 at LAK
Longest Winning Streak:
6 games, 10/3/19 at PIT to 10/22/19 vs. SJS
Longest Shutout Sequence:
134:22, 10/9/19 vs. MTL to 10/22/19 vs. SJS

HUTTON vs NHL

Team	GP	W-LOT	SO	GA	GAA	SV%
Anaheim	5	2-2-1	0	14	2.80	.896
Arizona	8	3-2-2	0	20	2.88	.903
Boston	6	1-3-1	0	15	3.19	.892
Buffalo	5	5-0-0	1	5	0.98	.963
Calgary	8	3-3-2	0	18	2.43	.920
Carolina	7	3-2-1	0	18	2.83	.902
Chicago	6	1-3-2	0	18	3.12	.899
Colorado	10	5-5-0	0	29	3.12	.901
Columbus	5	4-1-0	0	13	2.76	.900
Dallas	10	4-3-2	1	21	2.27	.923
Detroit	4	3-1-0	1	6	1.88	.936
Edmonton	5	0-2-1	0	13	4.43	.847
Florida	4	2-1-0	1	7	2.03	.933
Los Angeles	4	2-1-0	1	8	2.46	.933
Minnesota	6	2-3-1	1	19	4.01	.879
Montreal	10	5-2-2	0	21	2.53	.912
Nashville	7	0-4-1	0	14	2.62	.912
New Jersey	7	4-3-0	0	17	2.41	.895
NY Islanders	5	1-3-0	0	12	2.64	.905
NY Rangers	8	5-2-0	0	16	2.16	.932
Ottawa	10	4-5-0	1	27	2.97	.895
Philadelphia	7	4-3-0	1	21	2.98	.894
Pittsburgh	8	5-1-0	2	13	1.95	.940
San Jose	9	6-2-1	2	17	1.87	.940
St. Louis	8	1-3-3	0	27	3.40	.885
Tampa Bay	8	2-4-1	0	23	3.52	.888
Toronto	7	4-1-1	0	16	2.47	.923
Vancouver	6	2-2-1	0	17	3.18	.899
Vegas	4	2-2-0	0	9	2.30	.928
Washington	9	3-3-2	0	28	3.19	.888
Winnipeg	13	5-6-1	1	24	2.11	.933
NHL Totals	219	93-78-26	13	526	2.67	.911

2019-20 | HIGHLIGHTS

- Began the season with wins in his first six appearances, becoming the first Sabres goaltender to start a season 6-0-0 since Martin Biron in 2006-07.
- Posted a new career-best shutout streak by playing 134:22 without allowing a goal from Oct. 9 to Oct. 22; the four-game stretch included shutouts in consecutive appearances on Oct. 14 vs. Dallas and Oct. 17 at Los Angeles that earned him NHL Third Star of the Week honors for the second time in his career.
- Set a Sabres franchise record for most saves in a shutout (47) in the Oct. 17 win at Los Angeles.
- Appeared in his 200th NHL game on Nov. 17 at Chicago.
- Recorded his fifth career assist on Feb. 13 vs. Columbus.

PROFESSIONAL CAREER | HIGHLIGHTS

- Is 23-13-12 with a .932 save percentage and a 2.58 goals-against average in his career when facing at least 35 shots.
- Set a career-best streak with wins in eight straight appearances from Nov. 8 to 27, 2018, posting a .936 save percentage and a 1.97 goals-against average during that stretch.
- Posted a 17-7-3 record in 2017-18, marking his best career points percentage (.685); also led all qualifying NHL goaltenders with a career-best .931 save percentage and 2.09 goals-against average.
- Set the Blues' franchise record for most saves in a shutout with a career-high 48 saves on Dec. 16, 2017 vs. Winnipeg.
- Tied a Blues single-season record with four road shutouts in 2016-17 and ranked second in the NHL with a 2.00 road goals-against average; included shutouts in back-to-back starts on Feb. 6, 2017 at Philadelphia and Feb. 15, 2017 at Detroit.
- Earned a career-high 20 wins in 40 games in 2013-14 with Nashville, including wins in five straight appearances to end the season.

AMATEUR CAREER | HIGHLIGHTS

- Finished his collegiate career at UMass Lowell (Hockey East) as the school's all-time leader in goals-against average (2.33), save percentage (.913) and shutouts (10).
- Ranked third among NCAA goaltenders in save percentage (.928) and fourth in goals-against average (2.04) as senior; earned a spot on the 2010 Hockey East Second All-Star Team and was named a New England Hockey Writer's Division I All-Star and team MVP.
- Allowed two goals or fewer in 13 of his 18 starts as a junior in 2008-09, ranking ninth in the nation in goals-against average (2.06).
- Named to the Hockey East All-Academic Team as a sophomore in 2007-08.
- Won back-to-back Superior International Junior Hockey League titles in 2005 and 2006 as a member of the Fort William North Stars, posting a career record of 43-1-0 with a 1.72 goals-against average, a .926 save percentage and 12 shutouts; earned SIJHL Best Goaltender honors in 2005-06.



GOALTENDER CARTER HUTTON 40



CAREER STATS REGULAR SEASON												PLAYOFFS							
SEASON	TEAM	LEAGUE	GP	W	L	OT	SO	GA	SV%	GAA	MIN	GP	W	L	SO	GA	SV%	GAA	MIN
2006-07	UMass Lowell	H-East	19	3	10	5	1	52	.889	2.84	1,097	--	--	--	--	--	--	--	--
2007-08	UMass Lowell	H-East	20	7	11	2	2	49	.909	2.48	1,188	--	--	--	--	--	--	--	--
2008-09	UMass Lowell	H-East	19	9	8	1	3	38	.916	2.06	1,107	--	--	--	--	--	--	--	--
2009-10	UMass Lowell	H-East	27	13	12	2	4	55	.928	2.04	1,615	--	--	--	--	--	--	--	--
	Adirondack	AHL	4	1	2	0	0	11	.921	2.71	244	--	--	--	--	--	--	--	--
2010-11	Worcester	AHL	22	11	7	0	2	59	.902	3.01	542	--	--	--	--	--	--	--	--
2011-12	Rockford	AHL	43	22	13	0	3	93	.917	2.35	2,372	--	--	--	--	--	--	--	--
	Toledo	ECHL	14	7	7	0	0	43	.900	3.15	819	--	--	--	--	--	--	--	--
2012-13	Rockford	AHL	51	26	22	0	2	132	.908	2.72	2,908	--	--	--	--	--	--	--	--
	Chicago	NHL	1	0	1	0	0	3	.893	3.06	59	--	--	--	--	--	--	--	--
2013-14	Nashville	NHL	40	20	11	4	1	91	.910	2.62	2,085	--	--	--	--	--	--	--	--
2014-15	Nashville	NHL	18	6	7	4	1	44	.902	2.61	1,010	--	--	--	--	--	--	--	--
2015-16	Nashville	NHL	17	7	5	4	2	38	.918	2.33	979	3	0	0	0	1	.667	3.01	20
2016-17	St. Louis	NHL	30	13	8	2	4	58	.913	2.39	1,459	--	--	--	--	--	--	--	--
2017-18	St. Louis	NHL	32	17	7	3	3	56	.931	2.09	1,610	--	--	--	--	--	--	--	--
2018-19	Buffalo	NHL	50	18	25	5	0	142	.908	3.00	2,840	--	--	--	--	--	--	--	--
2019-20	Buffalo	NHL	31	12	14	4	2	94	.898	3.18	1,776	--	--	--	--	--	--	--	--
NHL Totals			219	93	78	26	13	526	.911	2.67	11,817	3	0	0	0	1	.667	3.01	20
Buffalo Totals			81	30	39	9	2	236	.904	3.07	4,615	--	--	--	--	--	--	--	--

SINGLE-GAME HIGHS

Most Shots Faced: 48, 12/16/17 vs. WPG
Most Saves: 48, 12/16/17 vs. WPG
Most Saves in Shutout: 48, 12/16/17 vs. WPG

LONGEST STREAKS

Longest Winning Streak: 8 games, 11/8/18 at MTL to 11/27/18 vs. SJS
Longest Shutout Sequence: 134:22, 10/9/19 vs. MTL to 10/22/19 vs. SJS

SHUTOUTS | 13

Date	Opponent	Score	Saves
April 5, 2014	at San Jose	3-0	35
Feb. 1, 2015	at Pittsburgh	4-0	21
Jan. 16, 2016	vs. Minnesota	3-0	29
Feb. 13, 2016	at Florida	5-0	22
Jan. 14, 2017	at San Jose	4-0	23
Jan. 24, 2017	at Pittsburgh	3-0	34
Feb. 6, 2017	at Philadelphia	2-0	26
Feb. 15, 2017	at Detroit	2-0	25
Dec. 16, 2017	vs. Winnipeg	2-0	48
Jan. 23, 2018	vs. Ottawa	3-0	25
Feb. 3, 2018	at Buffalo	1-0	27
Oct. 14, 2019	vs. Dallas	4-0	25
Oct. 17, 2019	at Los Angeles	3-0	47

PENALTY SHOTS | 3-FOR-5

Date	Opponent	Shooter	Result
Dec. 27, 2013	at Dallas	Antoine Roussel	No Goal
Jan. 9, 2016	at Arizona	Anthony Duclair	No Goal
Feb. 13, 2018	at Nashville	Filip Forsberg	Goal
Dec. 18, 2018	vs. Florida	Evgenii Dadonov	Goal
March 30, 2019	at NY Islanders	Anthony Beauvillier	No Goal

SHOOTOUT STATS

Goals Against	Shots Against	Save Percentage	Record
27	72	.625	11-9

HONORS AND AWARDS

Amateur
 2008 Hockey East All-Academic Team
 2010 Hockey East Second All-Star Team





MATT IRWIN

44

MAT UHR-wihn

Born November 29, 1987 in Victoria, British Columbia

6 ft 2 in | 189 lbs | Shoots Left

DEFENSEMAN

CONTRACT STATUS: Signed through 2020-21 (\$700,000 AAV)

CAREER TRANSACTIONS: Signed by Buffalo as an unrestricted free agent, Oct. 9, 2020; Acquired by Anaheim from Nashville with a sixth-round pick in the 2022 NHL Draft in exchange for Korbinian Holzer, Feb. 24, 2020; Signed by Nashville as an unrestricted free agent, July 1, 2016; Signed by Boston as an unrestricted free agent, July 10, 2015; Signed by San Jose as an unrestricted free agent, March 23, 2010.



NHL FIRSTS

Game: 1/20/13 at CGY
Goal: 1/26/13 vs. COL
Assist: 1/24/13 vs. PHX

SEASON HIGHS | 2019-20

Man Games Lost: 0
Most Goals: N/A
Most Assists: 1, (3x). **Most recent:** 3/4/20 at COL
Most Points: 1, (3x). **Most recent:** 3/4/20 at COL (0+1)
Most Shots: 4, (4x). **Most recent:** 3/8/20 vs. MIN
Highest TOI: 27:42, 3/4/20 at COL

IRWIN vs NHL

Team	GP	G	A	P	PIM
Anaheim	18	3	2	5	6
Arizona	18	2	5	7	16
Boston	11	0	2	2	2
Buffalo	7	0	3	3	2
Calgary	15	0	2	2	6
Carolina	10	1	1	2	2
Chicago	17	0	4	4	11
Colorado	18	3	3	6	11
Columbus	9	1	2	3	8
Dallas	19	0	0	0	13
Detroit	7	1	0	1	2
Edmonton	12	0	2	2	6
Florida	7	0	0	0	0
Los Angeles	17	2	2	4	6
Minnesota	21	0	5	5	4
Montreal	10	1	1	2	10
Nashville	5	1	1	2	0
New Jersey	8	0	1	1	0
NY Islanders	6	0	1	1	0
NY Rangers	7	0	1	1	0
Ottawa	9	0	1	1	2
Philadelphia	10	1	3	4	2
Pittsburgh	9	0	2	2	6
San Jose	8	0	3	3	4
St. Louis	18	2	6	8	9
Tampa Bay	9	0	3	3	8
Toronto	10	0	1	1	2
Vancouver	16	2	2	4	4
Vegas	4	0	0	0	0
Washington	9	2	1	3	4
Winnipeg	15	0	0	0	4
NHL Totals	359	22	60	82	150

2019-20 | HIGHLIGHTS

- Appeared in 27 games in his fourth season with the Nashville Predators before joining the Anaheim Ducks for his final nine games of the season.
- Finished the season with a positive shot-attempt differential at even strength despite the most defensive deployment of his career (47.7 OZ%).
- Led the Ducks in ice time per game (22:27), hits (27) and blocked shots (24) in his nine games with the team, also leading Anaheim defensemen with 18 shots on goal in those contests.
- Logged a career-high 27:42 of ice time on March 4 at Colorado.

PROFESSIONAL CAREER | HIGHLIGHTS

- Has a career shot attempts percentage of 51.3 percent and has never finished a full NHL season below 50.1 percent.
- Appeared in his 300th NHL game on Jan. 7, 2019 at Toronto.
- Played in all 22 of the Nashville Predators' playoff games in 2017, recording two assists and helping the team to a Stanley Cup Final appearance.
- Posted a career-high 19 points in each of his final two seasons with the San Jose Sharks in 2013-14 and 2014-15.
- Tallied points in a career-best five straight games (2+3) from Feb. 26, 2015 vs. Detroit to March 14, 2015 vs. Chicago.
- Made his NHL debut with 38 games for San Jose in 2012-13 and was selected as the Sharks' rookie of the year.
- Registered his first career playoff point with an assist on the game-winning goal in Game 3 of the Western Conference Quarterfinals on May 5, 2013 vs. Vancouver.
- Led AHL defensemen with nine power-play goals in his last full AHL season in 2011-12; also ranked in the top 10 with career-high totals in goals (11) and points (42), earning a spot in the 2012 AHL All-Star Classic.

AMATEUR CAREER | HIGHLIGHTS

- Totaled 42 points (14+28) in 67 NCAA games in two seasons with UMass Amherst (Hockey East) before beginning his professional career.
- Ranked eighth among Hockey East defensemen with 24 points (7+17) and tied for second among conference blueliners with six power-play goals in 2009-10.
- Named to the 2010 Hockey East All-Academic Team
- Ranked second among Hockey East rookie defensemen with 18 points (7+11) in 2008-09.
- Scored a goal in each of his three Hockey East tournament games in 2009.
- Spent three seasons with the Nanaimo Clippers (BCHL), posting 111 points (41+70) in 178 games; earned BCHL Coastal Conference Best Defenseman honors in 2007 and 2008 and won a league championship in 2007.





DEFENSEMAN

MATT IRWIN

44



CAREER STATS REGULAR SEASON														PLAYOFFS				
SEASON	TEAM	LEAGUE	GP	G	A	P	+/-	PIM	PP	SH	GW	S	S%	GP	G	A	P	PIM
2008-09	UMass Amherst	H-East	31	7	11	18	-2	8	2	0	1	46	15.2	--	--	--	--	--
2009-10	UMass Amherst	H-East	36	7	17	24	-11	16	6	0	2	74	9.5	--	--	--	--	--
	Worcester	AHL	3	0	0	0	0	2	0	0	0	2	0.0	1	0	0	0	0
2010-11	Worcester	AHL	72	10	21	31	-7	43	6	0	2	148	6.8	--	--	--	--	--
2011-12	Worcester	AHL	71	11	31	42	-9	48	9	0	3	209	5.3	--	--	--	--	--
2012-13	San Jose	NHL	38	6	6	12	-1	10	4	0	0	79	7.6	11	0	1	1	4
	Worcester	AHL	35	1	14	15	0	26	0	0	0	100	1.0	--	--	--	--	--
2013-14	San Jose	NHL	62	2	17	19	5	35	1	0	0	147	1.4	2	1	0	1	0
2014-15	San Jose	NHL	53	8	11	19	3	18	1	0	1	93	8.6	--	--	--	--	--
2015-16	Providence	AHL	64	5	25	30	1	27	3	0	1	154	3.2	2	0	0	0	0
	Boston	NHL	2	0	0	0	-5	0	0	0	0	3	0.0	--	--	--	--	--
2016-17	Nashville	NHL	74	3	11	14	15	26	0	0	1	98	3.1	22	0	2	2	4
	Milwaukee	AHL	4	0	1	1	0	4	0	0	0	16	0.0	--	--	--	--	--
2017-18	Nashville	NHL	50	2	6	8	2	8	0	0	0	62	3.2	12	0	0	0	2
2018-19	Nashville	NHL	44	1	6	7	5	38	0	0	0	50	2.0	--	--	--	--	--
2019-20	Nashville	NHL	27	0	2	2	-8	11	0	0	0	40	0.0	--	--	--	--	--
	Anaheim	NHL	9	0	1	1	-7	4	0	0	0	18	0.0	--	--	--	--	--
NHL Totals			359	22	60	82	9	150	6	0	2	590	3.7	47	1	3	4	10

SINGLE-GAME HIGHS

Goals: 2, 10/14/14 at WSH
Assists: 2, (4x). **Most recent:** 2/28/17 at BUF
Points: 2, (9x). **Most recent:** 2/28/17 at BUF (0+2)
Penalty Minutes: 12, 11/29/18 vs. ARI
Shots: 8, 3/10/13 at COL
Time On Ice: 27:42, 3/4/20 at COL

LONGEST STREAKS

Goals: 3 games, (2x). **Most recent:** 11/1/16 at COL to 11/5/16 vs. CAR
Assists: 3 games, 12/12/13 vs. MIN to 12/17/13 at STL
Points: 5 games, 2/26/15 vs. DET to 3/14/15 vs. CHI (2+3)

HAT TRICKS | 0

Date	Opponent	Goalie
N/A		

PENALTY SHOTS | 0-FOR-0

Date	Opponent	Goalie	Result
N/A			

SHOOTOUT STATS

Goals	Attempts	PCT	GDG
0	1	0.0	0

HONORS AND AWARDS

Professional
 2012 AHL All-Star Classic

Amateur
 2010 Hockey East All-Academic Team



HENRI JOKIHARJU

10

HEHN-ree yoh-kee-HAHR-yoo

Born June 17, 1999 in Oulu, Finland

6 ft 0 in | 199 lbs | Shoots Right

DEFENSEMAN

CONTRACT STATUS: Signed through 2020-21 (\$925,000 AAV)

CAREER TRANSACTIONS: Acquired by Buffalo from Chicago in exchange for Alexander Nylander, July 9, 2019; Selected by Chicago in the first round (29th overall) of the 2017 NHL Draft.



NHL FIRSTS

Game: 10/4/18 at OTT

Goal: 11/1/19 at WSH

Assist: 10/6/18 at STL

SEASON HIGHS | 2019-20

Man Games Lost: 0
Most Goals: 1, (4x). **Most recent:** 1/4/20 vs. FLA
Most Assists: 2, 10/19/19 at SJS
Most Points: 2, 10/19/19 at SJS (0+2)
Most Shots: 5, 11/1/19 at WSH
Highest TOI: 22:26, 2/13/20 vs. CBJ

JOKIHARJU vs NHL

Team	GP	G	A	P	PIM
Anaheim	4	0	0	0	4
Arizona	3	0	0	0	0
Boston	3	0	0	0	2
Buffalo	0	0	0	0	0
Calgary	4	0	1	1	0
Carolina	3	1	1	2	4
Chicago	1	0	0	0	0
Colorado	3	0	0	0	2
Columbus	4	0	0	0	6
Dallas	2	0	2	2	2
Detroit	4	0	2	2	0
Edmonton	4	0	0	0	2
Florida	4	1	0	1	2
Los Angeles	3	0	0	0	0
Minnesota	3	0	1	1	4
Montreal	3	0	0	0	0
Nashville	4	0	1	1	0
New Jersey	3	1	1	2	2
NY Islanders	3	0	0	0	0
NY Rangers	4	0	1	1	2
Ottawa	5	0	0	0	2
Philadelphia	3	0	0	0	4
Pittsburgh	4	0	0	0	0
San Jose	3	0	3	3	2
St. Louis	6	0	4	4	0
Tampa Bay	5	0	1	1	4
Toronto	5	0	3	3	2
Vancouver	3	0	0	0	2
Vegas	4	0	0	0	0
Washington	3	1	0	1	0
Winnipeg	4	0	2	2	0
NHL Totals	107	4	23	27	48

2019-20 | HIGHLIGHTS

- In his first full NHL season, was one of four players to appear in all 69 of Buffalo's games.
- Made his Sabres debut on Oct. 3 at Pittsburgh.
- Recorded his first point as a member of the Sabres with an assist on Oct. 14 vs. Dallas.
- Posted his third career multi-point game (0+2) on Oct. 19 at San Jose.
- Led the team with five shots and scored his first NHL goal on Nov. 1 at Washington.
- Scored his first career power-play goal on Dec. 2 vs. New Jersey.
- Led the team with a season-high 22:22 of ice time on Feb. 11 vs. Detroit before topping that ice time with 22:26 in the team's next game on Feb. 13 vs. Columbus.
- Recorded an assist in his 100th NHL game on Feb. 23 vs. Winnipeg.

PROFESSIONAL CAREER | HIGHLIGHTS

- Played in 68 games during his first professional season in 2018-19, including 38 NHL games with the Chicago Blackhawks and 30 games with the Rockford IceHogs (AHL).
- Began the 2018-19 season with Chicago, making his NHL debut on Oct. 4, 2018 vs. Ottawa; recorded two assists in the team's next game on Oct. 6, 2018 at St. Louis and followed that up with a career-best three points (0+3) the next night on Oct. 7, 2018 vs. Toronto.
- Skated a career-high 25:29 on Nov. 3, 2018 at Calgary.
- Recorded 17 points (2+15) in 30 AHL games with Rockford in 2018-19; his .57 points per game ranked eighth among rookie AHL defensemen with more than 20 games played.

AMATEUR CAREER | HIGHLIGHTS

- Earned a spot on the 2018 WHL Western Conference Second All-Star Team after recording 71 points (12+59) in 63 games for the Portland Winterhawks in 2017-18; tied for eighth-most assists among all WHL players and tied for third among the league's defensemen in points.
- Led WHL rookie defensemen with 48 points (9+39) in 71 games during his first season with Portland in 2016-17.
- Was named to the Jr. A SM-liiga Second All-Star Team as a rookie in Finland's top junior league at the age of 16 in 2015-16 after recording 29 points (9+20) in 47 games for Tappara.
- Earned SM-sarja Best Defenseman honors and a selection to the league's First All-Star Team after playing as a 15-year-old in Finland's top under-18 league in 2014-15.

INTERNATIONAL CAREER | HIGHLIGHTS

- Won a gold medal and ranked third among Finnish defensemen with three points (0+3) at the 2019 IIHF World Championship in Slovakia.
- Helped lead Finland to a gold medal at the 2019 IIHF World Junior Championship; led Finnish defensemen with five points (2+3), ranked second on the team with 22:32 of ice time per game and was named one of the team's top three players of the tournament.
- Appeared in his first major international tournament in 2018, representing Finland at the 2018 IIHF World Junior Championship in Buffalo.
- Won a gold medal with Finland at the 2016 IIHF Under-18 World Championship in Grand Forks, North Dakota.





DEFENSEMAN HENRI JOKIHARJU 10



CAREER STATS REGULAR SEASON													PLAYOFFS					
SEASON	TEAM	LEAGUE	GP	G	A	P	+/-	PIM	PP	SH	GW	S	S%	GP	G	A	P	PIM
2015-16	Tappara Jr.	FIN-Jr.	47	9	20	29	17	20	--	--	--	--	--	3	1	2	3	4
	Tappara U18	FIN-U18	--	--	--	--	--	--	--	--	--	--	--	3	0	2	2	10
	Finland	WJ18	7	0	3	3	3	10	0	0	0	11	0.0	--	--	--	--	--
2016-17	Finland	WHC-17	5	1	0	1	--	2	--	--	--	--	--	--	--	--	--	--
	Portland	WHL	71	9	39	48	14	38	4	0	1	--	--	11	0	3	3	4
2017-18	Portland	WHL	63	12	59	71	47	14	6	0	1	211	5.7	12	3	5	8	2
	Finland	WJC	5	2	2	4	2	2	1	0	0	19	10.5	--	--	--	--	--
2018-19	Chicago	NHL	38	0	12	12	-7	16	0	0	0	62	0.0	--	--	--	--	--
	Rockford	AHL	30	2	15	17	7	14	1	0	0	65	3.1	--	--	--	--	--
	Finland	WC	10	0	3	3	1	2	0	0	0	13	0.0	--	--	--	--	--
	Finland	WJC	7	2	3	5	6	2	2	0	0	24	8.3	--	--	--	--	--
2019-20	Buffalo	NHL	69	4	11	15	-6	32	1	0	0	78	5.1	--	--	--	--	--
NHL Totals			107	4	23	27	-13	48	1	0	0	140	2.9	--	--	--	--	--
Buffalo Totals			69	4	11	15	-6	32	1	0	0	78	5.1	--	--	--	--	--

SINGLE-GAME HIGHS

Goals: 1, (4x). **Most recent:** 1/4/20 vs. FLA
Assists: 3, 10/7/18 vs. TOR
Points: 3, 10/7/18 vs. TOR (0+3)
Penalty Minutes: 4, (4x). **Most recent:** 12/31/19 vs. TBL
Shots: 6, 10/28/18 vs. EDM
Time On Ice: 25:29, 11/3/18 at CGY

LONGEST STREAKS

Goals: N/A
Assists: 2 games, (4x). **Most recent:** 12/10/19 vs. STL to 12/12/19 vs. NSH
Points: 2 games, (4x). **Most recent:** 12/10/19 vs. STL to 12/12/19 vs. NSH (0+2)

HAT TRICKS | 0

Date	Opponent	Goalie
N/A		

PENALTY SHOTS | 0-FOR-0

Date	Opponent	Goalie	Result
N/A			

SHOOTOUT STATS

Goals	Attempts	PCT	GDG
N/A			

HONORS AND AWARDS

- International**
 2016 IIHF U18 World Championship Gold Medal
 2019 IIHF World Championship Gold Medal
 2019 IIHF World Junior Championship Gold Medal
 2019 IIHF World Junior Championship Top 3 Player (Finland)
- Amateur**
 2015 SM-sarja (U18) Best Defenseman
 2015 SM-sarja (U18) First All-Star Team
 2016 Jr. A SM-liiga (U20) Second All-Star Team
 2018 WHL (West) Second All-Star Team





CURTIS LAZAR

27

CENTER

KUHR-tihz lah-ZAHR

Born February 2, 1995 in Salmon Arm, British Columbia
6 ft 0 in | 193 lbs | Shoots Right

CONTRACT STATUS: Signed through 2021-22 (\$800,000 AAV)

CAREER TRANSACTIONS: Signed by Buffalo as an unrestricted free agent, July 1, 2019; Acquired by Calgary from Ottawa with Mike Kostka in exchange for Jyrki Jokipakka and a second-round pick in the 2017 NHL Draft, March 1, 2017; Selected by Ottawa in the first round (17th overall) of the 2013 NHL Draft.



NHL FIRSTS

Game: 10/9/14 at NSH
Goal: 12/15/14 at BUF
Assist: 10/16/14 vs. COL

SEASON HIGHS | 2019-20

Man Games Lost: 1
Most Goals: 1, (5x). **Most recent:** 2/26/20 at COL
Most Assists: 2, 1/12/20 at DET
Most Points: 2, 1/12/20 at DET (0+2)
Most Shots: 4, 2/23/20 vs. WPG
Highest TOI: 18:06, 1/14/20 vs. VGK

LAZAR vs NHL

Team	GP	G	A	P	PIM
Anaheim	9	1	0	1	7
Arizona	8	0	1	1	2
Boston	11	1	0	1	9
Buffalo	11	2	0	2	11
Calgary	4	0	1	1	0
Carolina	10	1	3	4	0
Chicago	7	0	1	1	0
Colorado	5	1	2	3	0
Columbus	12	0	2	2	5
Dallas	7	0	2	2	4
Detroit	12	0	4	4	0
Edmonton	9	1	2	3	4
Florida	13	1	1	2	0
Los Angeles	10	0	4	4	4
Minnesota	8	0	1	1	2
Montreal	10	1	0	1	0
Nashville	6	2	0	2	2
New Jersey	10	1	1	2	4
NY Islanders	9	0	1	1	4
NY Rangers	9	2	1	3	2
Ottawa	6	0	1	1	2
Philadelphia	9	0	3	3	0
Pittsburgh	12	0	1	1	2
San Jose	8	1	2	3	0
St. Louis	8	0	1	1	2
Tampa Bay	12	0	2	2	0
Toronto	14	4	0	4	0
Vancouver	8	0	2	2	0
Vegas	6	1	1	2	0
Washington	11	0	0	0	0
Winnipeg	10	0	1	1	2
NHL Totals	284	20	41	61	68

2019-20 | HIGHLIGHTS

- Set career-high marks in faceoff percentage (51.3%) and goals per game (.13); tied his career high in points per game (.26).
- The Sabres were 5-2-1 when he recorded at least a point.
- Played 18 games for the Rochester Americans (AHL), leading the team in points per game (.78) and ranking third with a plus-10 rating.
- Tallied a career-best five points (2+3) in Rochester's game against the Syracuse Crunch on Oct. 26.
- Scored on his first shot on goal in his Sabres debut on Nov. 14 vs. Carolina.
- Tied his previous career best with three-game point streaks from Dec. 29 to Jan. 2 (2+1) and Jan. 12 to 16 (1+3).
- Recorded his first career multi-assist game with two assists on Jan. 12 at Detroit.

PROFESSIONAL CAREER | HIGHLIGHTS

- In his NHL career, his teams are 33-18-8 when he records a point.
- Posted AHL career highs in goals (20), assists (21) and points (41) in 57 games with the Stockton Heat in 2018-19, serving as an alternate captain and earning a spot at the 2019 AHL All-Star Classic.
- Posted NHL highs in games played (76), assists (14) and points (20) in 2015-16 with the Ottawa Senators, also tying his previous high with six goals.
- Appeared in his first NHL game on Oct. 9, 2014 at Nashville and recorded his first career point with an assist two games later on Oct. 16, 2014 vs. Colorado.

AMATEUR CAREER | HIGHLIGHTS

- Was a member of the Edmonton Oil Kings teams that captured WHL titles in 2012 and 2014.
- Named to the 2014 WHL Eastern Conference First All-Star Team after leading the Oil Kings and ranking ninth in the WHL with a career-best 41 goals in just 58 games in 2013-14.
- Won a Memorial Cup with Edmonton in 2014 and earned the George Parsons Trophy as the tournament's most sportsmanlike player.
- Played for Team Orr in the 2013 CHL Top Prospects Game.

INTERNATIONAL CAREER | HIGHLIGHTS

- Captained Team Canada to a gold medal at the 2015 IIHF World Junior Championship, tying for the tournament lead with five goals.
- Totaled seven points (3+4) in seven games while representing Canada at the 2014 IIHF World Junior Championship.





CURTIS LAZAR 27



CAREER STATS REGULAR SEASON														PLAYOFFS				
SEASON	TEAM	LEAGUE	GP	G	A	P	+/-	PIM	PP	SH	GW	S	S%	GP	G	A	P	PIM
2010-11	Edmonton	WHL	6	0	1	1	2	0	0	0	0	--	0.0	4	1	0	1	0
2011-12	Edmonton	WHL	63	20	11	31	15	56	4	0	5	--	--	20	8	11	19	4
	Canada (Pacific)	WHC-17	5	2	1	3	--	4	--	--	--	--	--	--	--	--	--	--
2012-13	Edmonton	WHL	72	38	23	61	25	47	14	2	7	--	--	22	9	2	11	20
2013-14	Edmonton	WHL	58	41	35	76	41	30	8	2	9	--	--	21	10	12	22	12
	Canada	WJC	7	3	4	7	1	0	2	0	1	12	25.0	--	--	--	--	--
2014-15	Ottawa	NHL	67	6	9	15	1	14	0	0	0	92	6.5	6	0	0	0	2
	Canada	WJC	7	5	4	9	8	0	2	0	1	17	29.4	--	--	--	--	--
2015-16	Ottawa	NHL	76	6	14	20	-1	18	1	1	0	78	7.7	--	--	--	--	--
2016-17	Ottawa	NHL	33	0	1	1	-10	4	0	0	0	24	0.0	--	--	--	--	--
	Binghamton	AHL	13	3	1	4	-1	8	2	0	1	30	10.0	--	--	--	--	--
	Calgary	NHL	4	1	2	3	2	0	0	0	2	0	50.0	1	0	0	0	0
2017-18	Calgary	NHL	65	2	10	12	-8	23	0	0	1	65	3.1	--	--	--	--	--
2018-19	Stockton	AHL	57	20	21	41	-9	47	8	3	5	125	16.0	--	--	--	--	--
	Calgary	NHL	1	0	0	0	-1	0	0	0	0	0	0.0	--	--	--	--	--
2019-20	Buffalo	NHL	38	5	5	10	-3	9	0	0	0	33	15.2	--	--	--	--	--
	Rochester	AHL	18	6	8	14	10	6	2	1	0	41	14.6	--	--	--	--	--
NHL Totals			284	20	41	61	-20	68	1	1	1	294	6.8	7	0	0	0	2
Buffalo Totals			38	5	5	10	-3	9	0	0	0	33	15.2	--	--	--	--	--

SINGLE-GAME HIGHS

Goals: 2, 2/6/16 vs. TOR
Assists: 2, 1/12/20 at DET
Points: 2, (2x), **Most recent:** 1/12/20 at DET (0+2)
Penalty Minutes: 7, 11/21/19 at BOS
Shots: 5, (3x), **Most recent:** 2/1/18 vs. TBL
Time On Ice: 20:03, 11/5/15 vs. WPG

LONGEST STREAKS

Goals: 2 games, 3/26/15 vs. NYR to 3/28/15 at TOR
Assists: 2 games, (5x), **Most recent:** 12/18/15 vs. SJS to 12/20/15 at TBL
Points: 3 games, (3x), **Most recent:** 1/12/20 at DET to 1/16/20 at DAL (1+3)

HAT TRICKS | 0

Date	Opponent	Goalie
N/A		

PENALTY SHOTS | 0-FOR-0

Date	Opponent	Goalie	Result
N/A			

SHOOTOUT STATS

Goals	Attempts	PCT	GDG
N/A			

HONORS AND AWARDS

- Professional**
 2019 AHL All-Star Classic
- International**
 2015 IIHF World Junior Championship Gold Medal
- Amateur**
 2012 WHL Champion
 2013 Hlinka Memorial Gold Medal
 2013 CHL Top Prospects Game
 2014 Memorial Cup Champion
 2014 WHL Champion
 2014 Memorial Cup Most Sportsmanlike Player
 2014 WHL (East) First All-Star Team
 2014 Super Series (Team WHL)





JAKE McCABE

19

JAYK muh-KAYB

Born October 12, 1993 in Eau Claire, Wisconsin
6 ft 1 in | 204 lbs | Shoots Left

DEFENSEMAN

CONTRACT STATUS: Signed through 2020-21 (\$2.85 million AAV)

CAREER TRANSACTIONS: Selected by Buffalo in the second round (44th overall) of the 2012 NHL Draft.



NHL FIRSTS

Game: 4/3/14 at STL
Goal: 10/15/15 at FLA
Assist: 4/13/14 vs. NYI

SEASON HIGHS | 2019-20

Man Games Lost: 1
Most Goals: 1, (3x). **Most recent:** 3/5/20 vs. PIT
Most Assists: 1, (10x). **Most recent:** 2/29/20 at ARI
Most Points: 1, (13x). **Most recent:** 3/5/20 vs. PIT (1+0)
Most Shots: 5, 2/16/20 vs. TOR
Highest TOI: 25:11, 10/3/19 at PIT

McCABE vs NHL

Team	GP	G	A	P	PIM
Anaheim	10	1	1	2	0
Arizona	8	0	4	4	4
Boston	16	0	3	3	25
Buffalo	0	0	0	0	0
Calgary	8	2	0	2	6
Carolina	12	1	3	4	4
Chicago	7	0	1	1	2
Colorado	7	1	4	5	2
Columbus	16	1	5	6	6
Dallas	8	1	1	2	4
Detroit	20	1	1	2	10
Edmonton	8	0	2	2	8
Florida	15	1	0	1	9
Los Angeles	8	0	2	2	4
Minnesota	9	1	4	5	2
Montreal	14	0	5	5	4
Nashville	7	1	3	4	0
New Jersey	13	2	3	5	8
NY Islanders	13	0	2	2	6
NY Rangers	13	0	1	1	0
Ottawa	16	0	2	2	8
Philadelphia	14	1	2	3	25
Pittsburgh	14	2	0	2	9
San Jose	10	1	1	2	6
St. Louis	9	0	0	0	6
Tampa Bay	15	0	1	1	19
Toronto	15	0	2	2	10
Vancouver	9	0	0	0	2
Vegas	5	0	2	2	0
Washington	11	0	0	0	5
Winnipeg	10	0	2	2	0
NHL Totals	340	17	57	74	194

2019-20 | HIGHLIGHTS

- Served as one of the team's alternate captains for the first time in his career.
- Led the team with a career-high 2:17 of shorthanded ice time per game, playing 53.5 percent of the Sabres' penalty-kill time with him in the lineup.
- Led all Sabres with 90 blocked shots, including a team-high 22 while shorthanded.
- Finished the season with career-best puck-possession rates at even strength (50.4 SAT% and 50.7 USAT%) despite having the lowest offensive zone start percentage among the team's regular blueliners (44.0%).
- Led all Sabres in ice time in the team's season-opener on Oct. 3 at Pittsburgh (25:11) and again on Dec. 19 at Philadelphia (21:30).
- Scored his second career game-winning goal on Oct. 25 at Detroit.
- Appeared in his 300th NHL game on Nov. 30 at Toronto.
- Tied his career high with five shots on goal on Feb. 16 vs. Toronto.
- Tied the longest point streak of his career with assists in three consecutive games from Feb. 26 at Colorado to Feb. 29 at Arizona.
- Scored his second career shorthanded goal on March 5 vs. Pittsburgh.

PROFESSIONAL CAREER | HIGHLIGHTS

- In his seven seasons with the Sabres, the team is 39-20-7 when he records a point.
- Recorded a career-high three points (1+2) on Dec. 15, 2017 vs. Carolina.
- Set career highs in assists (17) and points (20) in 2016-17.
- Averaged 19:07 of ice time per game in 2015-16, then the seventh-highest average ice time by a Sabres rookie since the league began tracking time on ice in the 1997-98 season.
- Led all Rochester Americans rookies in scoring in 2014-15 and finished sixth among all first-year AHL defensemen, also leading all Amerks defensemen with .51 points per game.

AMATEUR CAREER | HIGHLIGHTS

- Earned All-Big Ten honors by registering a career-high 25 points (8+17) in 33 games at the University of Wisconsin in 2013-14.
- Served as Wisconsin's assistant captain as a junior in 2013-14, ranking fifth on the team in points and tying for third in scoring among Big Ten defensemen.
- Helped the Badgers to a Big Ten conference tournament championship in 2014 and was named a CCM First-Team West All-American.
- Led all Badgers defensemen in points and assists as a sophomore in 2012-13; his 21 points in all competitions placed tied for 12th among all NCAA defensemen and earned him a Third-Team All-WCHA selection, WCHA All-Academic honors and Academic All-Big Ten honors.
- As a freshman in 2011-12, ranked seventh among all Wisconsin skaters in points (12).

INTERNATIONAL CAREER | HIGHLIGHTS

- Tallied two points (1+1) in eight games for the United States at the 2016 IIHF World Championship in Russia.
- Represented the United States at the 2014 IIHF World Championship in Minsk, Belarus.
- Captained Team USA to a gold medal at the 2013 IIHF World Junior Championship in Ufa, Russia; was named to the media All-Star Team and ranked third in scoring among the tournament's defensemen with three goals and six points.
- Won a gold medal with Team USA at the 2011 IIHF Under-18 World Championship in Dresden, Germany.
- Won gold with Team USA at the 2010 Under-17 World Hockey Challenge in Ontario, Canada.





DEFENSEMAN

JAKE McCABE 19



CAREER STATS REGULAR SEASON													PLAYOFFS					
SEASON	TEAM	LEAGUE	GP	G	A	P	+/-	PIM	PP	SH	GW	S	S%	GP	G	A	P	PIM
2009-10	USNDTP	USHL	35	0	5	5	-10	34	0	0	0	24	0.0	--	--	--	--	--
	United States	WHC-17	6	0	1	1	--	6	0	0	0	--	--	--	--	--	--	--
2010-11	USNDTP	USHL	19	2	4	6	6	4	0	0	0	9	22.2	--	--	--	--	--
	United States	WJ18	6	0	1	1	1	0	0	0	0	5	0.0	--	--	--	--	--
2011-12	Wisconsin	WCHA	26	3	9	12	--	12	2	0	2	33	9.1	--	--	--	--	--
2012-13	Wisconsin	WCHA	38	3	18	21	--	50	2	0	0	43	7.0	--	--	--	--	--
	United States	WJC	7	3	3	6	9	16	0	0	1	--	--	--	--	--	--	--
2013-14	Wisconsin	Big Ten	36	8	17	25	--	53	3	1	2	66	12.1	--	--	--	--	--
	Buffalo	NHL	7	0	1	1	-3	15	0	0	0	1	0.0	--	--	--	--	--
2014-15	United States	WC	7	0	0	0	-2	2	0	0	0	7	0.0	--	--	--	--	--
	Rochester	AHL	57	5	24	29	-3	50	3	0	0	83	6.0	--	--	--	--	--
2015-16	Buffalo	NHL	2	0	0	0	0	0	0	0	0	2	0.0	--	--	--	--	--
	Buffalo	NHL	77	4	10	14	6	51	0	0	0	62	6.5	--	--	--	--	--
2016-17	United States	WC	8	1	1	2	-3	0	0	0	0	7	14.3	--	--	--	--	--
	Rochester	AHL	1	0	0	0	0	0	0	0	0	0	0.0	--	--	--	--	--
2017-18	Buffalo	NHL	76	3	17	20	-7	26	1	0	1	79	3.8	--	--	--	--	--
2017-18	Buffalo	NHL	53	3	9	12	-11	26	1	0	0	53	5.7	--	--	--	--	--
2018-19	Buffalo	NHL	59	4	10	14	-4	35	0	1	0	64	6.3	--	--	--	--	--
2019-20	Buffalo	NHL	66	3	10	13	-11	41	0	1	1	75	4.0	--	--	--	--	--
NHL Totals			340	17	57	74	-30	194	2	2	2	336	5.1	--	--	--	--	--
Buffalo Totals			340	17	57	74	-30	194	2	2	2	336	5.1	--	--	--	--	--

SINGLE-GAME HIGHS

Goals: 1, (17x). **Most recent:** 3/5/20 vs. PIT
Assists: 2, (4x). **Most recent:** 10/27/18 at CBJ
Points: 3, 12/15/17 vs. CAR (1+2)
Penalty Minutes: 17, (2x). **Most recent:** 12/31/19 vs. TBL
Shots: 2, (2x). **Most recent:** 2/16/20 vs. TOR
Time On Ice: 28:52, 12/5/16 at WSH

LONGEST STREAKS

Goals: N/A
Assists: 3 games, (2x). **Most recent:** 2/26/20 at COL to 2/29/20 at ARI
Points: 3 games, (4x). **Most recent:** 2/26/20 at COL to 2/29/20 at ARI (0+3)

HAT TRICKS | 0

Date	Opponent	Goalie
N/A		

PENALTY SHOTS | 0-FOR-0

Date	Opponent	Goalie	Result
N/A			

SHOOTOUT STATS

Goals	Attempts	PCT	GDG
N/A			

HONORS AND AWARDS

International
 2011 IIHF U18 World Championship Gold Medal
 2013 IIHF World Junior Championship Gold Medal
 2013 IIHF World Junior Championship All-Star Team
 2016 IIHF World Championship Top 3 Player (USA)

Amateur

2013 WCHA Championship
 2013 WCHA Third All-Star Team
 2013 WCHA All-Academic Team
 2013 Big Ten Championship
 2013 Big Ten First All-Star Team
 2013 NCAA West First All-American Team





COLIN MILLER

33

DEFENSEMAN

KAH-lihn **MIH**-luhr

Born October 29, 1992 in Sault Ste. Marie, Ontario
6 ft 1 in | 199 lbs | Shoots Right

CONTRACT STATUS: Signed through 2021-22 (\$3.875 million AAV)

CAREER TRANSACTIONS: Acquired by Buffalo from Vegas in exchange for a second-round pick in the 2021 NHL Draft and a fifth-round pick in the 2022 NHL Draft, June 28, 2019; Selected by Vegas from Boston in the 2017 NHL Expansion Draft, June 21, 2017; Acquired by Boston from Los Angeles with Martin Jones and a first-round pick in the 2015 NHL Draft in exchange for Milan Lucic, June 26, 2015; Selected by Los Angeles in the fifth round (151st overall) of the 2012 NHL Draft.



NHL FIRSTS

Game: 10/10/15 vs. MTL
Goal: 11/3/15 vs. DAL
Assist: 10/14/15 at COL

SEASON HIGHS | 2019-20

Man Games Lost: 0
Most Goals: 1, 12/8/19 at EDM
Most Assists: 2, 2/16/20 vs. TOR
Most Points: 2, 2/16/20 vs. TOR (0+2)
Most Shots: 5, (2x). **Most recent:** 2/9/20 vs. ANA
Highest TOI: 22:24, 2/6/20 vs. DET

MILLER vs NHL

Team	GP	G	A	P	PIM
Anaheim	12	1	1	2	0
Arizona	14	1	2	3	23
Boston	5	0	0	0	2
Buffalo	11	0	1	1	6
Calgary	11	2	1	3	10
Carolina	7	1	3	4	6
Chicago	6	0	2	2	6
Colorado	10	0	2	2	2
Columbus	10	1	2	3	4
Dallas	8	1	2	3	6
Detroit	12	1	5	6	6
Edmonton	14	2	4	6	11
Florida	13	2	2	4	8
Los Angeles	9	0	3	3	2
Minnesota	9	0	6	6	10
Montreal	10	1	4	5	6
Nashville	7	0	2	2	2
New Jersey	10	2	4	6	13
NY Islanders	8	1	3	4	10
NY Rangers	10	0	6	6	8
Ottawa	10	1	4	5	5
Philadelphia	11	0	1	1	4
Pittsburgh	9	0	5	5	13
San Jose	11	1	4	5	14
St. Louis	10	1	2	3	4
Tampa Bay	13	0	4	4	2
Toronto	13	0	4	4	4
Vancouver	10	1	4	5	6
Vegas	2	0	1	1	6
Washington	11	2	1	3	6
Winnipeg	5	1	2	3	8
NHL Totals	301	23	87	110	213

2019-20 | HIGHLIGHTS

- The Sabres were 8-0-2 when he recorded at least a point.
- Recorded his 100th NHL point with an assist in the Buffalo's season-opener on Oct. 3 at Pittsburgh.
- Scored his first career overtime goal on Dec. 8 at Edmonton, also marking his first goal as a member of the Sabres.
- Recorded assists in back-to-back games on Feb. 6 vs. Detroit and Feb. 7 at NY Rangers.
- Appeared in his 300th NHL game on March 7 at Philadelphia.

PROFESSIONAL CAREER | HIGHLIGHTS

- Averaged a career-high 19:39 of ice time per game and tied his previous career high with 64 blocked shots in 2018-19 with the Vegas Golden Knights.
- Appeared in all 82 games and led Golden Knights defensemen with career-high totals in goals (10), points (41) and power-play goals (5) during the team's inaugural season in 2017-18.
- Tied his previous career best with points in six consecutive games from Oct. 17, 2017 vs. Buffalo to Oct. 31, 2017 at NY Rangers (2+6).
- Scored his first career playoff goal in Game 1 of the Western Conference Semifinals on April 26, 2018 at San Jose.
- Made his Stanley Cup Playoff debut in 2017 with the Boston Bruins and recorded his first career playoff point with an assist in Game 4 of the Eastern Conference Quarterfinals on April 23, 2017 vs. Ottawa.
- Had a six-game point streak from Oct. 27 to Nov. 7, 2015 (1+5), which was the longest such streak by a Bruins rookie defenseman since Matt Hunwick in 2008.
- Named an AHL Second-Team All-Star after tying to lead all AHL defensemen in goals (19) and to rank second in points (52) in his second AHL season with the Manchester Monarchs in 2014-15; also led all Monarchs with 10 power-play goals.
- Played in the 2015 AHL All-Star Classic and won both the hardest shot (105.5 mph - league record) and fastest skater (13.805 seconds) competitions during the Skills Competition.
- Added 10 points (2+8) in 19 postseason games in 2015 to help the Monarchs to a Calder Cup championship.

AMATEUR CAREER | HIGHLIGHTS

- Served as captain during his third season with the Sault Ste. Marie Greyhounds in 2012-13 and earned the OHL Commitment Award, given annually to "the OHL team captain who best exemplifies leadership on and off the ice with a passion and dedication to the game of hockey and his community."
- Earned a spot on the OHL Third All-Star Team after setting OHL-career highs in every major scoring category in 2012-13; tied to lead all league defensemen with 20 goals and ranked fourth among blueliners in points (55).
- Led all Sault Ste. Marie skaters with seven points (1+6) in six playoff games during the 2013 OHL playoffs.
- Ranked among the top four OHL defensemen in points in each of his three junior seasons.





DEFENSEMAN
COLIN MILLER 33



CAREER STATS REGULAR SEASON													PLAYOFFS						
SEASON	TEAM	LEAGUE	GP	G	A	P	+/-	PIM	PP	SH	GW	S	S%	GP	G	A	P	PIM	
2010-11	Sault Ste. Marie	OHL	66	3	19	22	2	44	0	1	0	--	--	--	--	--	--	--	--
2011-12	Sault Ste. Marie	OHL	54	8	20	28	9	79	4	0	1	--	--	--	--	--	--	--	--
2012-13	Sault Ste. Marie	OHL	54	20	35	55	13	78	8	1	1	--	--	6	1	6	7	0	
2013-14	Manchester	AHL	65	5	12	17	5	35	1	0	0	98	5.1	3	0	0	0	6	
2014-15	Manchester	AHL	70	19	33	52	11	82	10	0	4	186	10.2	19	2	8	10	12	
2015-16	Boston	NHL	42	3	13	16	0	39	0	0	0	59	5.1	--	--	--	--	--	
	Providence	AHL	20	4	8	12	3	16	0	0	1	53	7.5	2	0	0	0	0	
2016-17	Boston	NHL	61	6	7	13	0	55	1	0	0	85	7.1	4	0	1	1	2	
2017-18	Vegas	NHL	82	10	31	41	-4	53	5	0	2	177	5.6	20	3	4	7	14	
2018-19	Vegas	NHL	65	3	26	29	0	44	1	0	0	131	2.3	6	1	2	3	6	
2019-20	Buffalo	NHL	51	1	10	11	-9	22	0	0	1	79	1.3	--	--	--	--	--	
NHL Totals			301	23	87	110	-13	213	7	0	3	531	4.3	30	4	7	11	22	
Buffalo Totals			51	1	10	11	-9	22	0	0	1	79	1.3	--	--	--	--	--	

SINGLE-GAME HIGHS

Goals: 1, (23x). **Most recent:** 12/8/19 at EDM
Assists: 3, 11/18/18 at EDM
Points: 3, (2x). **Most recent:** 11/18/18 at EDM (0+3)
Penalty Minutes: 15, 2/28/17 vs. ARI
Shots: 7, (2x). **Most recent:** 2/28/19 vs. FLA
Time On Ice: 26:43, 10/24/18 vs. VAN

LONGEST STREAKS

Goals: 2 games, (2x). **Most recent:** 11/23/18 vs. CGY to 11/24/18 vs. SJS
Assists: 6 games, 10/17/17 vs. BUF to 10/31/17 at NYR
Points: 6 games, (2x). **Most recent:** 10/17/17 vs. BUF to 10/31/17 at NYR (2+6)

HAT TRICKS | 0

Date	Opponent	Goalie
N/A		

PENALTY SHOTS | 0-FOR-0

Date	Opponent	Goalie	Result
N/A			

SHOOTOUT STATS

Goals	Attempts	PCT	GDG
N/A			

HONORS AND AWARDS

Professional
 2015 Calder Cup Champion
 2015 AHL Second All-Star Team
 2015 AHL All-Star Classic

Amateur
 2013 OHL Third All-Star Team
 2013 OHL Commitment Award





CASEY MITTELSTADT

37

CENTER

KAY-see MIH-tuhl-stat

Born November 22, 1998 in Eden Prairie, Minnesota

6 ft 1 in | 196 lbs | Shoots Left

CONTRACT STATUS: Signed through 2020-21 (\$874,125 AAV)

CAREER TRANSACTIONS: Selected by Buffalo in the first round (8th overall) of the 2017 NHL Draft.



NHL FIRSTS

Game: 3/29/18 vs. DET

Goal: 4/6/18 at TBL

Assist: 3/29/18 vs. DET

SEASON HIGHS | 2019-20

Man Games Lost: 0
Most Goals: 2, 10/17/19 at LAK
Most Assists: 2, 10/3/19 at PIT
Most Points: 3, 10/17/19 at LAK (2+1)
Most Shots: 5, 11/25/19 at TBL
Highest TOI: 17:03, 11/25/19 at TBL

MITTELSTADT vs NHL

Team	GP	G	A	P	PIM
Anaheim	3	0	0	0	0
Arizona	3	1	0	1	2
Boston	5	0	0	0	0
Buffalo	0	0	0	0	0
Calgary	4	0	1	1	0
Carolina	4	0	1	1	0
Chicago	3	0	1	1	2
Colorado	2	0	0	0	0
Columbus	4	1	1	2	0
Dallas	3	0	0	0	0
Detroit	6	2	2	4	0
Edmonton	2	2	0	2	0
Florida	7	0	1	1	0
Los Angeles	3	2	1	3	0
Minnesota	3	0	1	1	0
Montreal	5	1	3	4	0
Nashville	3	0	1	1	0
New Jersey	4	1	1	2	2
NY Islanders	3	0	1	1	0
NY Rangers	3	0	1	1	0
Ottawa	6	1	2	3	0
Philadelphia	3	1	0	1	0
Pittsburgh	4	1	2	3	2
San Jose	4	1	1	2	0
St. Louis	3	0	0	0	0
Tampa Bay	8	1	1	2	0
Toronto	6	2	0	2	2
Vancouver	3	0	0	0	0
Vegas	2	0	0	0	2
Washington	3	0	0	0	2
Winnipeg	2	0	0	0	0
NHL Totals	114	17	22	39	14

2019-20 | HIGHLIGHTS

- Appeared in 31 games for the Sabres before finishing the season ranked third among Rochester Americans (AHL) skaters with .69 points per game.
- Recorded his third career multi-point game with a career-best two assists in the Sabres' season-opener on Oct. 3 at Pittsburgh.
- Beat Sergei Bobrovsky for his third career shootout goal in a 3-2 win on Oct. 11 vs. Florida.
- Set new personal-best marks with two goals and three points on Oct. 17 at Los Angeles.
- Scored for the second consecutive game on Oct. 19 at San Jose, marking the first goal streak of his NHL career.
- Assisted on Jack Eichel's overtime goal on Oct. 22 vs. San Jose to extend his point streak to a season-best three games.
- Appeared in his 100th NHL game on Nov. 9 at Tampa Bay.
- Tallied at least a point in 22 of his 36 AHL games, recording two different four-game point streaks.

PROFESSIONAL CAREER | HIGHLIGHTS

- His 12 goals in 2018-19 trailed only Jack Eichel's and Sam Reinhart's 2015-16 totals for most by a Sabres rookie since 2011-12.
- Scored the game-deciding goal on his first career shootout attempt on Nov. 10, 2018 vs. Vancouver.
- Joined the Sabres following the conclusion of the 2017-18 NCAA season, recording points in five of six NHL games to finish the season.
- Recorded his first NHL point with an assist in his NHL debut on March 29, 2018 vs. Detroit.

AMATEUR CAREER | HIGHLIGHTS

- Played in 34 games during his freshman year at the University of Minnesota (Big Ten) in 2017-18, ranking second among all Golden Gophers with 30 points (11+19) in 34 games.
- Ranked fourth among all NCAA freshmen in points per game (.88) in 2017-18, earning a spot on the Big Ten All-Freshman Team.
- Recorded 30 points (13+17) in 24 games in his second USHL season with the Green Bay Gamblers in 2016-17 to lead the league in points per game (1.25).
- Totaled 170 points (65+105) in 75 games in three seasons for Eden Prairie High School, earning Minnesota's Mr. Hockey Award as the state's top high school player following his senior year in 2016-17.
- Was named Player of the Game at the USA Hockey All-American Prospects Game on Sept. 22, 2016 in Philadelphia.

INTERNATIONAL CAREER | HIGHLIGHTS

- Helped lead the United States to a bronze medal at the 2018 IIHF World Junior Championship in Buffalo, earning tournament MVP honors after recording 11 points (4+7) in seven games.
- Represented the United States in his first international competition at the 2016 IIHF Under-18 World Championship in Grand Forks, North Dakota, totaling nine points (4+5) in seven games and earning a bronze medal.





CENTER CASEY MITTELSTADT 37



CAREER STATS REGULAR SEASON														PLAYOFFS				
SEASON	TEAM	LEAGUE	GP	G	A	P	+/-	PIM	PP	SH	GW	S	S%	GP	G	A	P	PIM
2014-15	Eden Prairie	Minn. H.S.	25	22	25	47	--	4	--	--	--	--	--	2	2	1	3	0
2015-16	Eden Prairie	Minn. H.S.	25	22	37	59	--	16	--	--	--	--	--	3	6	3	9	0
	United States	WJ18	7	4	5	9	6	2	0	0	2	13	30.8	--	--	--	--	--
	USNTDP	USHL	2	2	0	2	1	2	1	0	1	4	50.0	--	--	--	--	--
2016-17	Eden Prairie	Minn. H.S.	25	21	43	64	--	8	--	--	--	--	--	2	1	4	5	0
	Green Bay	USHL	24	13	17	30	3	2	5	0	4	61	21.3	--	--	--	--	--
2017-18	Minnesota	Big Ten	34	11	19	30	4	10	4	0	2	95	11.6	--	--	--	--	--
	United States	WJC	7	4	7	11	8	2	0	0	0	24	16.7	--	--	--	--	--
	Buffalo	NHL	6	1	4	5	1	2	1	0	0	9	11.1	--	--	--	--	--
2018-19	Buffalo	NHL	77	12	13	25	-19	10	3	0	1	118	10.2	--	--	--	--	--
2019-20	Rochester	AHL	36	9	16	25	-15	6	3	1	0	83	10.8	--	--	--	--	--
	Buffalo	NHL	31	4	5	9	-5	2	1	0	1	34	11.8	--	--	--	--	--
NHL Totals			114	17	22	39	-23	14	5	0	2	161	10.6	--	--	--	--	--
Buffalo Totals			114	17	22	39	-23	14	5	0	2	161	10.6	--	--	--	--	--

SINGLE-GAME HIGHS

Goals: 2, 10/17/19 at LAK
Assists: 2, 10/3/19 at PIT
Points: 3, 10/17/19 at LAK (2+1)
Penalty Minutes: 2, (7x). **Most recent:** 10/3/19 at PIT
Shots: 5, (2x). **Most recent:** 11/25/19 at TBL
Time On Ice: 18:06, 11/3/18 vs. OTT

LONGEST STREAKS

Goals: 2 games, 10/17/19 at LAK to 10/19/19 at SJS
Assists: 3 games, 2/1/19 vs. CHI to 2/7/19 vs. CAR
Points: 4 games, 2/1/19 vs. CHI to 2/9/19 vs. DET (1+3)

HAT TRICKS | 0

Date	Opponent	Goalie
N/A		

PENALTY SHOTS | 0-FOR-0

Date	Opponent	Goalie	Result
N/A			

SHOOTOUT STATS

Goals	Attempts	PCT	GDG
3	7	42.9	1

HONORS AND AWARDS

International
 2016 IIHF U18 World Championship Bronze Medal
 2018 IIHF World Junior Championship Bronze Medal
 2018 IIHF World Junior Championship MVP
 2018 IIHF World Junior Championship Best Forward
 2018 IIHF World Junior Championship All-Star Team
 2018 IIHF World Junior Championship Top 3 Player (USA)

Amateur
 2016 USHS All-USA Hockey Player of the Year
 2016 USHS All-USA Hockey First Team
 2017 USHS All-USA Hockey Player of the Year
 2017 USHS All-USA Hockey First Team
 2017 USHS Minnesota Mr. Hockey
 2018 Big Ten All-Freshman Team





BRANDON MONTOUR

62

DEFENSEMAN

BRAN-duhn MAHN-toor

Born April 11, 1994 in Brantford, Ontario

6 ft 0 in | 194 lbs | Shoots Right

CONTRACT STATUS: Signed through 2020-21 (\$3.85 million AAV)

CAREER TRANSACTIONS: Acquired by Buffalo from Anaheim in exchange for Brendan Guhle and a first-round pick in the 2019 NHL Draft, Feb. 24, 2019; Selected by Anaheim in the second round (55th overall) of the 2014 NHL Draft.



NHL FIRSTS

Game: 12/29/16 at CGY
Goal: 2/4/17 at TBL
Assist: 2/9/17 at BUF

SEASON HIGHS | 2019-20

Man Games Lost: 15
Most Goals: 2, 2/18/20 at OTT
Most Assists: 1, (5x). **Most recent:** 2/28/20 at VGK
Most Points: 3, 2/18/20 at OTT (2+1)
Most Shots: 6, 11/19/19 vs. MIN
Highest TOI: 26:01, 3/9/20 vs. WSH

MONTOUR vs NHL

Team	GP	G	A	P	PIM
Anaheim	1	0	0	0	0
Arizona	10	0	2	2	2
Boston	7	1	0	1	4
Buffalo	6	0	5	5	2
Calgary	11	0	1	1	10
Carolina	6	0	1	1	2
Chicago	9	2	2	4	10
Colorado	7	2	3	5	10
Columbus	6	0	1	1	0
Dallas	8	1	4	5	4
Detroit	10	1	2	3	2
Edmonton	10	0	3	3	6
Florida	6	1	1	2	4
Los Angeles	8	0	5	5	4
Minnesota	9	1	4	5	4
Montreal	5	1	2	3	2
Nashville	9	0	4	4	8
New Jersey	6	2	2	4	6
NY Islanders	7	0	1	1	2
NY Rangers	6	0	1	1	2
Ottawa	10	2	3	5	6
Philadelphia	7	1	0	1	8
Pittsburgh	8	1	2	3	6
San Jose	8	1	2	3	8
St. Louis	7	0	3	3	4
Tampa Bay	9	2	2	4	10
Toronto	11	0	2	2	2
Vancouver	11	5	1	6	2
Vegas	9	0	4	4	8
Washington	7	0	1	1	0
Winnipeg	9	0	3	3	2
NHL Totals	243	24	67	91	140

2019-20 | HIGHLIGHTS

- Scored in back-to-back games for the third time in his career with goals on Nov. 19 vs. Minnesota and Nov. 21 at Boston.
- Split time between forward and defense on Nov. 24 at Florida, recording an assist while playing as a forward.
- Appeared in his 200th NHL game on Nov. 27 vs. Calgary.
- Tied his longest career point streak with assists in four straight games from Nov. 29 vs. Toronto to Dec. 5 at Calgary.
- Posted his second career multi-goal game with two tallies on Feb. 18 at Ottawa, adding an assist for his third career game with at least three points.

PROFESSIONAL CAREER | HIGHLIGHTS

- Since making his Sabres debut on Feb. 26, 2019, leads all Sabres defensemen with eight goals and a plus-9 rating.
- Appeared in 82 games for the first time in his career in 2018-19, averaging a career-high 22:27 of ice time per game and setting career-high totals in assists (27) and points (35).
- Totaled 32 points (9+23) in 80 games with Anaheim during his first full NHL season in 2017-18, tying to lead all NHL defensemen with five game-winning goals; ranked second among Ducks defensemen in goals and tied for second in points.
- Made his NHL debut in 2016-17 with Anaheim, appearing in 27 regular-season games before recording seven assists and averaging 19:11 of ice time per game in 17 playoff games with the Ducks.
- Recorded 32 points (13+19) in 26 AHL games for the San Diego Gulls in 2016-17, ranking first on the team and fourth among AHL defensemen with more than three games played in points per game (.89).
- Tied for the team lead with 57 points (12+45) in 68 games for San Diego in his first full professional season in 2015-16; led all AHL defensemen in assists - and ranked second among the league's blueliners and third among all rookies in points - earning a spot on the league's First All-Star Team and All-Rookie Team.
- His 24 power-play assists in 2015-16 tied for the AHL lead and his 30 power-play points ranked second.
- Recorded 10 points (1+9) in the first 14 AHL games of his career with the Norfolk Admirals to finish the 2014-15 season, including an assist in his professional debut on March 18, 2015 at Albany.

AMATEUR CAREER | HIGHLIGHTS

- Joined the University of Massachusetts Amherst following the fall semester in 2014-15, totaling 20 points (3+17) in 21 games for the Minutemen and earning a spot on the 2015 Hockey East All-Rookie Team. His 20 points were most by a rookie defenseman in UMass's Hockey East era.
- Recorded 62 points (14+48) in 60 games in his first USHL season with Waterloo in 2013-14; ranked second in the league in assists and ninth in points, earning him USHL Player of the Year and Defenseman of the Year honors.

INTERNATIONAL CAREER | HIGHLIGHTS

- Represented silver-medalist Canada at the 2019 IIHF World Championship in Slovakia; averaged 20:17 of ice time through the team's first two games before leaving the third game with an MCL sprain and missing the rest of the tournament.





DEFENSEMAN BRANDON MONTOUR 62



CAREER STATS REGULAR SEASON													PLAYOFFS					
SEASON	TEAM	LEAGUE	GP	G	A	P	+/-	PIM	PP	SH	GW	S	S%	GP	G	A	P	PIM
2013-14	Waterloo	USHL	60	14	48	62	35	36	7	0	3	191	7.3	12	6	10	16	10
2014-15	UMass	H-East	21	3	17	20	-6	30	1	1	0	63	4.8	--	--	--	--	--
	Waterloo	USHL	17	6	15	21	-11	30	4	0	0	58	10.3	--	--	--	--	--
	Norfolk	AHL	14	1	9	10	10	8	0	0	0	26	3.8	--	--	--	--	--
2015-16	San Diego	AHL	68	12	45	57	0	42	6	0	3	165	7.3	9	0	5	5	8
2016-17	San Diego	AHL	36	13	19	32	17	34	3	0	3	148	8.8	--	--	--	--	--
	Anaheim	NHL	27	2	4	6	11	14	0	0	0	50	4.0	17	0	7	7	4
2017-18	Anaheim	NHL	80	9	23	32	16	42	5	1	5	160	5.6	--	--	--	--	--
2018-19	Anaheim	NHL	62	5	20	25	-16	40	0	0	2	126	4.0	--	--	--	--	--
	Buffalo	NHL	20	3	7	10	-4	16	1	0	0	55	5.5	--	--	--	--	--
	Canada	WC	3	0	0	0	-1	0	0	0	0	4	0.0	--	--	--	--	--
2019-20	Buffalo	NHL	54	5	13	18	13	28	0	0	0	86	5.8	--	--	--	--	--
NHL Totals			243	24	67	91	20	140	6	1	7	477	5.0	--	--	--	--	--
Buffalo Totals			74	8	20	28	9	44	1	0	0	141	5.7	--	--	--	--	--

SINGLE-GAME HIGHS

Goals: 2, (2x). **Most recent:** 2/18/20 at OTT
Assists: 3, 12/12/18 vs. DAL
Points: 4, 12/12/18 vs. DAL (1+3)
Penalty Minutes: 4, (6x). **Most recent:** 3/7/19 at CHI
Shots: 8, 12/21/17 at NYI
Time On Ice: 29:36, 11/16/18 vs. TOR

LONGEST STREAKS

Goals: 2 games, (3x). **Most recent:** 11/19/19 vs. MIN to 11/21/19 at BOS
Assists: 4 games, (2x). **Most recent:** 11/29/19 vs. TOR to 12/5/19 at CGY
Points: 4 games, (2x). **Most recent:** 11/29/19 vs. TOR to 12/5/19 at CGY (0+4)

HAT TRICKS | 0

Date	Opponent	Goalie
N/A		

PENALTY SHOTS | 0-FOR-0

Date	Opponent	Goalie	Result
N/A			

SHOOTOUT STATS

Goals	Attempts	PCT	GDG
2	4	50.0	0

HONORS AND AWARDS

- Professional**
 2016 AHL First All-Star Team
 2016 AHL All-Rookie Team
 2016 AHL All-Star Classic
 2017 AHL All-Star Classic
- International**
 2019 IIHF World Championship Silver Medal
- Amateur**
 2014 USHL Player of the Year
 2014 USHL Defenseman of the Year
 2014 USHL First All-Star Team
 2014 USHL All-Star Game
 2015 Hockey East All-Rookie Team





KYLE OKPOSO

21

RIGHT WING

KIGHL oh-POH-soh

Born April 16, 1988 in St. Paul, Minnesota
6 ft 0 in | 220 lbs | Shoots Right

CONTRACT STATUS: Signed through 2022-23 (\$6 million AAV)

CAREER TRANSACTIONS: Signed by Buffalo as an unrestricted free agent, July 1, 2016; Selected by NY Islanders in the first round (seventh overall) of the 2006 NHL Draft.



NHL FIRSTS

Game: 3/18/08 vs. TOR
Goal: 3/21/08 at NJD
Assist: 3/21/08 at NJD

SEASON HIGHS | 2019-20

Man Games Lost: 17
Most Goals: 2, 2/23/20 vs. WPG
Most Assists: 2, (2x). **Most recent:** 1/16/20 at DAL
Most Points: 2, (3x). **Most recent:** 2/23/20 vs. WPG (2+0)
Most Shots: 6, 12/12/19 vs. NSH
Highest TOI: 19:03, 3/5/20 vs. PIT

OKPOSO vs NHL

Team	GP	G	A	P	PIM
Anaheim	13	6	6	12	4
Arizona	16	4	8	12	18
Boston	37	7	18	25	12
Buffalo	24	3	14	17	16
Calgary	14	2	8	10	20
Carolina	37	8	12	20	18
Chicago	15	8	4	12	4
Colorado	16	2	3	5	8
Columbus	23	8	6	14	6
Dallas	16	6	6	12	6
Detroit	24	7	5	12	8
Edmonton	16	8	7	15	8
Florida	35	7	10	17	28
Los Angeles	17	0	7	7	14
Minnesota	18	3	7	10	12
Montreal	33	5	7	12	16
Nashville	15	7	5	12	2
New Jersey	47	9	16	25	28
NY Islanders	10	2	3	5	2
NY Rangers	47	10	19	29	39
Ottawa	39	11	13	24	16
Philadelphia	47	9	16	25	23
Pittsburgh	49	14	22	36	34
San Jose	16	5	11	16	12
St. Louis	19	3	8	11	2
Tampa Bay	34	7	14	21	25
Toronto	38	8	16	24	24
Vancouver	15	4	11	15	8
Vegas	5	1	3	4	0
Washington	35	11	11	22	16
Winnipeg	30	11	14	25	14
NHL Totals	800	196	310	506	443

2019-20 | HIGHLIGHTS

- Buffalo was 8-6-1 when he recorded at least a point, including a 3-0-0 record in his multi-point games.
- Recorded his 500th NHL point with a goal on Feb. 16 vs. Toronto.
- Tallied six points (4+2) during a five-game point streak from Feb. 16 vs. Toronto to Feb. 26 at Colorado.
- Appeared in his 800th career NHL game on March 9 vs. Washington.

PROFESSIONAL CAREER | HIGHLIGHTS

- Has served as one of his team's alternate captains in nine of his 11 full NHL seasons.
- Represented the Sabres at the 2017 NHL All-Star Game in Nashville, tallying one assist for the Atlantic Division team.
- Ranked first or second on the team in scoring in five of his eight full NHL seasons with the New York Islanders.
- Played in his 500th NHL game on Feb. 9, 2016 at Columbus.
- Led all Islanders with career-high totals in goals (27), assists (42) and points (69) in 2013-14; his 54 even-strength points and 32 even-strength assists each ranked 10th in the NHL.
- Scored his 100th NHL goal on Oct. 14, 2014 at NY Rangers.
- Tied for the Islanders' team lead with three goals in the 2013 postseason, adding one assist in six games in his first Stanley Cup Playoff series.

AMATEUR CAREER | HIGHLIGHTS

- Named to the All-WCHA Second Team and WCHA All-Rookie Team in 2006-07 after finishing his first collegiate season ranked second among all University of Minnesota skaters with 19 goals and 40 points in 40 games.
- Was named a USHL First-Team All-Star and earned USHL Rookie of the Year honors after ranking second among Des Moines Buccaneers skaters and sixth in the league with 58 points (27+31) in 50 games during the 2005-06 season.
- Wrapped up his sole USHL season by leading the league in playoff scoring with 16 points (5+11) in 11 games, earning Playoff MVP honors and leading Des Moines to a Clark Cup championship.

INTERNATIONAL CAREER | HIGHLIGHTS

- Has represented the United States at the IIHF World Championship on three separate occasions (2009, 2010, 2012).
- Recorded six points (1+5) in six games at the 2008 IIHF World Junior Championship in the Czech Republic.
- Won a bronze medal as an 18-year-old at the 2007 IIHF World Junior Championship in Sweden.





RIGHT WING
KYLE
OKPOSO 21



CAREER STATS REGULAR SEASON													PLAYOFFS					
SEASON	TEAM	LEAGUE	GP	G	A	P	+/-	PIM	PP	SH	GW	S	S%	GP	G	A	P	PIM
2004-05	Shattuck-St. Mary's	Minn.HS	65	47	45	92	--	72	--	--	--	--	--	--	--	--	--	--
	United States	WHC-17	5	2	2	4	--	2	--	--	--	--	--	--	--	--	--	--
2005-06	Des Moines	USHL	50	27	31	58	28	56	4	4	8	--	--	11	5	11	16	8
2006-07	Minnesota	WCHA	40	19	21	40	--	34	6	1	3	--	--	--	--	--	--	--
	United States	WJC	7	0	1	1	-1	12	0	0	0	15	0.0	--	--	--	--	--
2007-08	Bridgeport	AHL	35	9	19	28	0	12	4	0	2	76	11.8	--	--	--	--	--
	Minnesota	WCHA	18	7	4	11	--	6	4	0	1	--	--	--	--	--	--	--
	NY Islanders	NHL	9	2	3	5	3	2	1	0	1	15	13.3	--	--	--	--	--
	United States	WJC	6	1	5	6	2	2	0	0	0	17	5.9	--	--	--	--	--
2008-09	NY Islanders	NHL	65	18	21	39	-6	36	9	0	3	165	10.9	--	--	--	--	--
	United States	WC	9	2	3	5	3	10	1	0	0	22	9.1	--	--	--	--	--
	Bridgeport	AHL	--	--	--	--	--	--	--	--	--	--	--	2	1	0	1	2
2009-10	NY Islanders	NHL	80	19	33	52	-22	34	4	0	4	249	7.6	--	--	--	--	--
	United States	WC	6	1	2	3	0	0	0	0	0	9	11.1	--	--	--	--	--
2010-11	NY Islanders	NHL	38	5	15	20	3	40	0	0	2	72	6.9	--	--	--	--	--
2011-12	NY Islanders	NHL	79	24	21	45	-15	46	3	0	2	152	15.8	--	--	--	--	--
	United States	WC	8	2	1	3	2	0	0	0	0	17	11.8	--	--	--	--	--
2012-13	NY Islanders	NHL	48	4	20	24	-2	38	0	0	0	101	4.0	6	3	1	4	5
2013-14	NY Islanders	NHL	71	27	42	69	-9	51	5	0	4	195	13.8	--	--	--	--	--
2014-15	NY Islanders	NHL	60	18	33	51	-8	12	6	0	2	195	9.2	7	2	1	3	2
2015-16	NY Islanders	NHL	79	22	42	64	-4	51	7	0	4	202	10.9	11	2	6	8	4
2016-17	Buffalo	NHL	65	19	26	45	-7	24	7	0	2	156	12.2	--	--	--	--	--
2017-18	Buffalo	NHL	76	15	29	44	-34	40	6	0	2	161	9.3	--	--	--	--	--
2018-19	Buffalo	NHL	78	14	15	29	-9	41	7	0	2	147	9.5	--	--	--	--	--
2019-20	Buffalo	NHL	52	9	10	19	-3	28	1	0	2	82	11.0	--	--	--	--	--
NHL Totals			800	196	310	506	-113	443	56	0	30	1,892	10.4	24	7	8	15	11
Buffalo Totals			271	57	80	137	-53	133	21	0	8	546	10.4	--	--	--	--	--

SINGLE-GAME HIGHS

Goals: 4, 1/16/15 vs. PIT
Assists: 3, (6x). **Most recent:** 1/9/18 vs. WPG
Points: 4, (2x). **Most recent:** 2/7/16 vs. EDM (3+1)
Penalty Minutes: 16, 2/11/11 vs. PIT
Shots: 10, 1/2/16 at PIT
Time On Ice: 28:20, 4/11/10 at WSH

LONGEST STREAKS

Goals: 5 games, 3/24/12 at TBL to 3/31/12 vs. BOS
Assists: 5 games, 2/6/16 at DET to 2/13/16 at CAR
Points: 8 games, (2x). **Most recent:** 12/17/13 vs. TBL to 1/2/14 vs. CHI (6+7)

HAT TRICKS | 2

Date	Opponent	Goalie
Jan. 16, 2015	vs. Pittsburgh	Marc-Andre Fleury
Feb. 7, 2016	vs. Edmonton	Cam Talbot (2), Anders Nilsson (1)

PENALTY SHOTS | 0-FOR-2

Date	Opponent	Goalie	Result
Oct. 10, 2008	at New Jersey	Martin Brodeur	Unsuccessful
Jan. 19, 2010	at Pittsburgh	Brent Johnson	Unsuccessful

SHOOTOUT STATS

Goals	Attempts	PCT	GDG
14	43	32.6	9

HONORS AND AWARDS

- Professional**
 2017 NHL All-Star Game
- International**
 2007 IIHF World Junior Championship Bronze Medal
- Amateur**
 2006 USHL Champion
 2006 USHL Playoff MVP
 2006 USHL First All-Star Team
 2006 USHL Rookie of the Year
 2007 WCHA Champion
 2007 WCHA Second All-Star Team
 2007 WCHA All-Rookie Team





VICTOR OLOFSSON

68

LEFT WING

VIHK-tuhr OH-lawf-suhn

Born July 18, 1995 in Ornskoldsvik, Sweden

5 ft 11 in | 182 lbs | Shoots Left

CONTRACT STATUS: Signed through 2021-22 (\$3.05 million AAV)

CAREER TRANSACTIONS: Selected by Buffalo in the seventh round (181st overall) of the 2014 NHL Draft.



NHL FIRSTS

Game: 3/28/19 vs. DET
Goal: 3/30/19 at NYI
Assist: 3/28/19 vs. DET

SEASON HIGHS | 2019-20

Man Games Lost: 15
Most Goals: 2, (2x). **Most recent:** 2/13/20 vs. CBJ
Most Assists: 2, (3x). **Most recent:** 12/17/19 at TOR
Most Points: 2, (9x). **Most recent:** 2/18/20 at OTT (1+1)
Most Shots: 7, 11/9/19 at TBL
Highest TOI: 24:25, 12/14/19 at NYI

OLOFSSON vs NHL

Team	GP	G	A	P	PIM
Anaheim	1	1	0	1	0
Arizona	2	0	0	0	2
Boston	3	0	1	1	0
Buffalo	0	0	0	0	0
Calgary	2	1	2	3	0
Carolina	1	0	1	1	0
Chicago	1	0	0	0	0
Colorado	1	0	0	0	0
Columbus	3	3	0	3	2
Dallas	1	1	1	2	2
Detroit	3	0	2	2	2
Edmonton	2	0	1	1	0
Florida	2	1	0	1	0
Los Angeles	2	1	0	1	0
Minnesota	1	0	1	1	0
Montreal	1	1	0	1	0
Nashville	2	1	0	1	0
New Jersey	2	3	1	4	0
NY Islanders	3	2	0	2	0
NY Rangers	1	0	0	0	0
Ottawa	4	2	3	5	0
Philadelphia	2	1	1	2	0
Pittsburgh	3	0	1	1	0
San Jose	2	0	1	1	0
St. Louis	1	0	2	2	0
Tampa Bay	4	1	2	3	0
Toronto	4	1	3	4	0
Vancouver	1	1	1	2	0
Vegas	1	0	0	0	0
Washington	2	1	0	1	0
Winnipeg	2	0	0	0	0
NHL Totals	60	22	24	46	8

2019-20 | HIGHLIGHTS

- Earned a spot on the 2020 NHL All-Rookie Team after tying for second among NHL rookies with 20 goals in 54 games.
- Named NHL Rookie of the Month for October and December.
- Became the 16th Sabres rookie ever to record 20 goals in a season despite playing just 54 games.
- Recorded .78 points per game, marking the highest scoring rate by a Sabres rookie with at least 15 games played since Ray Sheppard (.88) in 1987-88; his .37 goals per game marked the highest rate by a Sabres rookie with at least 15 games since Donald Audette (.49) in 1991-92.
- His 11 power-play goals tied for 11th-most in the NHL.
- The Sabres were 10-4-4 when he scored at least one goal.
- Scored the first even-strength goal of his career and led both teams with 13 shot attempts and a career-high seven shots on goal on Nov. 9 at Tampa Bay as part of the 2019 NHL Global Series in Stockholm, Sweden.
- Recorded two separate six-game point streaks from Nov. 19 to 29 (3+3) and Dec. 10 to 21 (4+4); joined John Tucker (1984-85) as the second Sabres rookie to record two different six-game point streaks in a season.
- Recorded two points in three straight games (Dec. 2 to 7), becoming the first Sabres rookie to do so since Tyler Ennis in January 2011.

PROFESSIONAL CAREER | HIGHLIGHTS

- Became the first player in NHL history to score his first seven career goals on the power play before eventually scoring his first career even-strength goal in his home country as part of the 2019 NHL Global Series in Stockholm, Sweden.
- Made his North American debut in 2018-19, leading the Rochester Americans and tying for eighth in the AHL with 30 goals in 66 games; his 63 points also topped all Amerks skaters.
- Appeared in five games with the Sabres in 2018-19, recording an assist in his NHL debut on March 28, 2019 vs. Detroit and scoring his first NHL goal the next game on March 30, 2019 at NY Islanders.
- Totaled 60 goals in 200 career SHL games from 2013-14 to 2017-18, converting on 15 percent of his 400 shots in Sweden's top professional league.
- Recorded career highs with Frölunda HC in both goals (27) and points (43) in 50 games during his fifth SHL season in 2017-18, leading the league in goals and power-play goals (14), and ranking eighth in points.
- Appeared in a career-high 51 SHL games with Frölunda in 2016-17, ranking fourth on the club in both assists (18) and points (27)
- Helped Frölunda to their second Champions Hockey League title in 2016-17, posting 10 points (5+5) in 13 Champions League contests.
- Spent his first full professional season with Modo Hockey (SHL) in 2015-16, leading the team in goals (14) and points (29), and tying for the team lead in assists (15).
- After 11 scoreless games in 2013-14, earned his first SHL points with Modo in 2014-15, posting 18 points (10+8) in 39 games and leading the team with four power-play goals and five game-winning goals; also tied for fourth among all SHL players with more than 20 games played in shooting percentage (21.3%).

AMATEUR CAREER | HIGHLIGHTS

- Split the 2012-13 season between Modo's under-20 and under-18 teams, capturing silver medals at both levels.
- Had his best junior season in 2013-14 in the Swedish SuperElit league, tying for the league lead with 32 goals and leading all Modo players with 53 points.

INTERNATIONAL CAREER | HIGHLIGHTS

- Represented Sweden at the 2015 IIHF World Junior Championship in Canada.





LEFT WING
VICTOR OLOFSSON 68



CAREER STATS REGULAR SEASON														PLAYOFFS				
SEASON	TEAM	LEAGUE	GP	G	A	P	+/-	PIM	PP	SH	GW	S	S%	GP	G	A	P	PIM
2011-12	Modo U18	SWE-U18	21	15	12	27	18	2	--	--	--	--	--	--	--	--	--	--
	Modo U18	SWE-U18-A	18	4	3	7	6	2	1	0	0	39	10.3	2	1	0	1	0
2012-13	Modo U18	SWE-U18	19	19	17	36	31	6	--	--	--	--	--	--	--	--	--	--
	Modo U18	SWE-U18-A	18	12	7	19	6	0	3	1	2	57	21.1	4	1	2	3	0
2013-14	Modo Jr.	SWE-Jr.	7	2	3	5	5	0	0	0	0	12	16.7	6	0	1	1	0
	Modo Jr.	SWE-Jr.	44	32	21	53	13	16	13	0	6	130	24.6	5	4	5	9	2
2014-15	Modo	SHL	11	0	0	0	0	0	0	0	0	3	0.0	--	--	--	--	--
	Modo	SHL	39	10	8	18	-1	4	4	0	5	47	21.3	--	--	--	--	--
	Timrå	SWE-1	8	2	0	2	0	0	0	0	0	19	10.5	--	--	--	--	--
	Sweden	WJC	7	0	1	1	1	0	0	0	0	6	0.0	--	--	--	--	--
	Modo Jr.	SWE-Jr.	6	1	3	4	-1	0	0	1	0	16	6.3	5	3	5	8	0
2015-16	Modo	SHL	49	14	15	29	-1	6	0	0	3	98	14.3	--	--	--	--	--
2016-17	Frölunda	SHL	51	9	18	27	4	2	6	0	1	91	9.9	14	4	8	12	0
2017-18	Frölunda	SHL	50	27	16	43	1	8	14	0	7	161	16.8	6	3	1	4	2
2018-19	Rochester	AHL	66	30	33	63	12	12	9	1	9	193	15.5	--	--	--	--	--
	Buffalo	NHL	6	2	2	4	1	2	2	0	0	21	9.5	--	--	--	--	--
2019-20	Buffalo	NHL	54	20	22	42	-1	6	11	0	4	127	15.7	--	--	--	--	--
NHL Totals			60	22	24	46	0	8	13	0	4	148	14.9	--	--	--	--	--
Buffalo Totals			60	22	24	46	0	8	13	0	4	148	14.9	--	--	--	--	--

SINGLE-GAME HIGHS

Goals: 2, (2x). **Most recent:** 2/13/20 vs. CBJ
Assists: 2, (3x). **Most recent:** 12/17/19 at TOR
Points: 2, (10x). **Most recent:** 2/18/20 at OTT (1+1)
Penalty Minutes: 2, (4x). **Most recent:** 2/29/20 at ARI
Shots: 7, 11/9/19 at TBL
Time On Ice: 24:25, 12/14/19 at NYI

LONGEST STREAKS

Goals: 3 games, 10/5/19 vs. NJD to 10/9/19 vs. MTL
Assists: 3 games, 12/2/19 vs. NJD to 12/7/19 at VAN
Points: 6 games, (2x). **Most recent:** 12/10/19 vs. STL to 12/21/19 vs. LAK (4+4)

HAT TRICKS | 0

Date	Opponent	Goalie
N/A		

PENALTY SHOTS | 0-FOR-0

Date	Opponent	Goalie	Result
N/A			

SHOOTOUT STATS

Goals	Attempts	PCT	GDG
0	1	0.0	0

HONORS AND AWARDS

Professional
 2017 Champions Hockey League Champion
 2020 NHL All-Rookie Team

Amateur
 2013 SuperElit Silver Medal
 2013 U18 Allsvenskan Silver Medal





SAM REINHART

23

SAM REINHART

Born November 6, 1995 in West Vancouver, British Columbia
6 ft 2 in | 193 lbs | Shoots Right

RIGHT WING

CONTRACT STATUS: Signed through 2020-21 (\$5.2 million AAV)

CAREER TRANSACTIONS: Selected by Buffalo in the first round (second overall) of the 2014 NHL Draft.



NHL FIRSTS

Game: 10/9/14 vs. CBJ
Goal: 10/17/15 at TBL
Assist: 10/25/15 at SJS

SEASON HIGHS | 2019-20

Man Games Lost: 0
Most Goals: 2, (2x). **Most recent:** 11/8/19 vs. TBL
Most Assists: 2, (4x). **Most recent:** 1/14/20 vs. VGK
Most Points: 3, 1/14/20 vs. VGK (1+2)
Most Shots: 7, 11/8/19 vs. TBL
Highest TOI: 25:34, 2/9/20 vs. ANA

REINHART vs NHL

Team	GP	G	A	P	PIM
Anaheim	12	1	9	10	2
Arizona	10	2	5	7	2
Boston	20	2	10	12	8
Buffalo	0	0	0	0	0
Calgary	10	1	5	6	2
Carolina	14	0	7	7	12
Chicago	9	1	3	4	0
Colorado	10	4	1	5	4
Columbus	15	5	4	9	0
Dallas	10	2	2	4	2
Detroit	20	7	6	13	6
Edmonton	10	2	4	6	0
Florida	20	10	11	21	2
Los Angeles	10	1	3	4	4
Minnesota	9	3	2	5	4
Montreal	19	2	5	7	0
Nashville	10	7	3	10	2
New Jersey	14	4	1	5	0
NY Islanders	14	2	4	6	0
NY Rangers	13	4	7	11	2
Ottawa	20	7	10	17	6
Philadelphia	14	2	4	6	6
Pittsburgh	15	3	7	10	4
San Jose	11	1	5	6	2
St. Louis	9	3	4	7	0
Tampa Bay	20	10	3	13	2
Toronto	22	6	10	16	2
Vancouver	10	6	2	8	0
Vegas	6	2	3	5	0
Washington	14	5	4	9	4
Winnipeg	10	4	2	6	2
NHL Totals	400	109	146	255	80

2019-20 | HIGHLIGHTS

- Recorded a career-best .32 goals per game, scoring his 20th goal of the season in just his 55th game; it was 14 games quicker than his previous best season (2015-16).
- Was one of four players to appear in all 69 games for the Sabres, marking his third consecutive season with no games missed.
- Scored his 100th NHL goal on Jan. 2 vs. Edmonton.
- Tied his career high with three points (1+2) on Jan. 14 vs. Vegas.
- Logged a career-high 25:34 of ice time on Feb. 9 vs. Anaheim.
- Appeared in his 400th NHL game on March 9 vs. Washington.

PROFESSIONAL CAREER | HIGHLIGHTS

- Has ranked among the Sabres' top three scorers in each of the last five seasons; one of four Sabres ever to do so in each of his first five full NHL seasons and one of 10 players ever to rank in Buffalo's top three at least five times in his career.
- The Sabres are 41-7-8 (.804) in his career when he records at least two points.
- His 50 even-strength points in 2018-19 shattered his previous single-season best (32 in 2015-16). He joined Jack Eichel (56) as the first Sabres to post at least 50 even-strength points in a season since Derek Roy (53) and Jason Pominville (50) in 2007-08.
- Tied for the league lead with three game-deciding shootout goals in 2018-19; it was the highest total by a Sabre since Ales Kotalik's franchise-record four in 2006-07 and 2008-09.
- With Jack Eichel in 2017-18, became the first pair of 25-goal scorers under 23 years of age for the Sabres since Alexander Mogilny and Donald Audette each topped 25 as 22-year-olds in the 1991-92 season.
- His 23 goals in 2015-16 were the eighth-most by a rookie in Sabres franchise history and tied for third-most among all NHL rookies that season.
- Scored his first career hat trick on Jan. 10, 2016 at Winnipeg, becoming the first Sabres rookie to record a hat trick since Jason Pominville on Jan. 14, 2006 vs. Los Angeles.
- Logged 13:37 of ice time in his first NHL game on Oct. 9, 2014 vs. Columbus, becoming the third-youngest player (18 years, 338 days) ever to dress for the Sabres on opening day.

AMATEUR CAREER | HIGHLIGHTS

- Served as captain for the Kootenay Ice (WHL) in 2013-14 and 2014-15.
- Named a WHL Second Team All-Star in 2014-15 after recording 65 points (19+46) in 47 games, leading all Kootenay skaters with 1.38 points per game.
- Tied for fourth in the WHL in scoring with 105 points and ranked second with 69 assists in 2013-14, earning WHL Player of the Year, WHL Sportsmanlike Player of the Year and CHL Sportsman of the Year awards, and earning a spot on the WHL First All-Star Team.
- Was named a WHL Second-Team All-Star after leading Kootenay with 85 points (35+50) in 72 games in his second full WHL season in 2012-13.
- Won the WHL Rookie of the Year Award in 2011-12 after posting 62 points (28+34) and only two penalty minutes in 67 games.

INTERNATIONAL CAREER | HIGHLIGHTS

- Earned a silver medal with Canada at the 2019 IIHF World Championship in Slovakia, posting five points (3+2) in 10 contests.
- Won gold with Canada at the 2016 IIHF World Championship in Russia, recording four assists in 10 games.
- Named to the tournament All-Star Team at the 2015 World Junior Championship after tying for the tournament lead in both goals (5) and points (11) and scoring the tournament-winning goal for Team Canada.
- Posted five points (2+3) in seven games for Canada at the 2014 IIHF World Junior Championship in Sweden.





RIGHT WING
SAM REINHART 23



CAREER STATS REGULAR SEASON														PLAYOFFS				
SEASON	TEAM	LEAGUE	GP	G	A	P	+/-	PIM	PP	SH	GW	S	S%	GP	G	A	P	PIM
2010-11	Vancouver	BCMML	34	38	40	78	--	6	--	--	--	--	--	--	--	--	--	--
	Kootenay	WHL	4	2	0	2	4	0	0	0	1	--	--	1	0	0	0	0
2011-12	Kootenay	WHL	67	28	34	62	16	2	6	0	5	--	--	4	1	1	2	0
	Canada	WJ18	7	2	4	6	1	0	2	0	0	22	9.1	--	--	--	--	--
2012-13	Kootenay	WHL	72	35	50	85	8	22	9	2	7	--	--	5	0	1	1	4
	Canada	WJ18	7	3	4	7	7	2	0	1	1	21	14.3	--	--	--	--	--
2013-14	Kootenay	WHL	60	36	69	105	24	11	12	2	6	--	--	13	6	17	23	2
	Canada	WJC	7	2	3	5	5	0	1	0	0	8	25.0	--	--	--	--	--
2014-15	Kootenay	WHL	47	19	46	65	6	20	7	1	2	--	--	7	6	3	9	8
	Buffalo	NHL	9	0	1	1	-1	2	0	0	0	3	0.0	--	--	--	--	--
	Canada	WJC	7	5	6	11	13	6	1	0	3	20	25.0	--	--	--	--	--
	Rochester	AHL	3	0	3	3	0	0	0	0	0	5	0.0	--	--	--	--	--
2015-16	Buffalo	NHL	79	23	19	42	-8	8	8	0	3	165	13.9	--	--	--	--	--
	Canada	WC	10	0	4	4	3	0	0	0	0	7	0.0	--	--	--	--	--
2016-17	Buffalo	NHL	79	17	30	47	-11	8	9	0	3	178	9.6	--	--	--	--	--
2017-18	Buffalo	NHL	82	25	25	50	-24	26	12	0	5	188	13.3	--	--	--	--	--
2018-19	Buffalo	NHL	82	22	43	65	-10	16	2	0	1	180	12.2	--	--	--	--	--
	Canada	WC	10	3	2	5	3	0	1	0	0	27	11.1	--	--	--	--	--
2019-20	Buffalo	NHL	69	22	28	50	-15	20	5	0	2	144	15.3	--	--	--	--	--
NHL Totals			400	109	146	255	-69	80	36	0	14	858	12.7	--	--	--	--	--
Buffalo Totals			400	109	146	255	-69	80	36	0	14	858	12.7	--	--	--	--	--

SINGLE-GAME HIGHS

Goals: 3, (3x). **Most recent:** 2/23/19 vs. WSH
Assists: 3, 12/16/18 at BOS
Points: 3, (10x). **Most recent:** 1/14/20 vs. VGK (1+2)
Penalty Minutes: 12, 11/14/19 vs. CAR
Shots: 7, (3x). **Most recent:** 11/8/19 vs. TBL
Time On Ice: 25:34, 2/9/20 vs. ANA

LONGEST STREAKS

Goals: 4 games, 11/29/18 at TBL to 12/4/18 vs. TOR
Assists: 7 games, 12/4/18 vs. TOR to 12/18/18 vs. FLA
Points: 11 games, 11/27/18 vs. SJS to 12/18/18 vs. FLA (5+13)

HAT TRICKS | 3

Date	Opponent	Goalie
Jan. 10, 2016	at Winnipeg	Connor Hellebuyck
March 31, 2018	at Nashville	Pekka Rinne (2), Juuse Saros (1)
Feb. 23, 2019	vs. Washington	Braden Holtby (2), Empty Net (1)

PENALTY SHOTS | 0-FOR-0

Date	Opponent	Goalie	Result
N/A			

SHOOTOUT STATS

Goals	Attempts	PCT	GDG
7	21	33.3	4

HONORS AND AWARDS

International
 2012 IIHF U18 World Championship Bronze Medal
 2013 IIHF U18 World Championship Gold Medal
 2013 Hlinka Memorial Gold Medal
 2015 IIHF World Junior Championship Gold Medal
 2015 IIHF World Junior Championship All-Star Team
 2015 IIHF World Junior Championship Top 3 Player (Canada)
 2016 IIHF World Championship Gold Medal
 2019 IIHF World Championship Silver Medal

Amateur
 2011 WHL Champion
 2012 WHL Rookie of the Year
 2013 WHL (East) Second All-Star Team
 2014 CHL Sportsman of the Year
 2014 WHL Player of the Year
 2014 WHL Most Sportsmanlike Player
 2014 WHL (East) First All-Star Team
 2014 Super Series (Team WHL)
 2015 WHL (East) Second All-Star Team





TOBIAS RIEDER

13

LEFT WING

toh-BIGH-uhs REE-duhr

Born January 10, 1993 in Landshut, Germany
5 ft 11 in | 189 lbs | Shoots Left

CONTRACT STATUS: Signed through 2020-21 (\$700,000 AAV)

CAREER TRANSACTIONS: Signed by Buffalo as an unrestricted free agent, Oct. 9, 2020; Signed by Calgary as an unrestricted free agent, Sept. 28, 2019; Signed by Edmonton as an unrestricted free agent, July 1, 2018; Acquired by Los Angeles from Arizona with Scott Wedgewood in exchange for Darcy Kuemper, Feb. 21, 2018; Acquired by Phoenix from Edmonton in exchange for Kale Kessy, March 30, 2013; Selected by Edmonton in the fourth round (114th overall) of the 2011 NHL Draft.



NHL FIRSTS

Game: 11/2/14 at WSH
Goal: 11/2/14 at WSH
Assist: 11/14/14 at VAN

SEASON HIGHS | 2019-20

Man Games Lost: 0
Most Goals: 1, (4x). **Most recent:** 2/10/20 at SJS
Most Assists: 1, (6x). **Most recent:** 2/21/20 vs. BOS
Most Points: 1, (10x). **Most recent:** 2/21/20 vs. BOS (0+1)
Most Shots: 4, (2x). **Most recent:** 2/27/20 at NSH
Highest TOI: 15:38, 12/10/19 at ARI

RIEDER vs NHL

Team	GP	G	A	P	PIM
Anaheim	22	2	4	6	4
Arizona	10	0	1	1	0
Boston	12	1	1	2	4
Buffalo	11	2	4	6	0
Calgary	19	1	1	2	4
Carolina	10	1	1	2	0
Chicago	18	2	7	9	0
Colorado	16	6	2	8	2
Columbus	12	5	3	8	4
Dallas	18	1	2	3	2
Detroit	11	0	3	3	2
Edmonton	23	4	3	7	0
Florida	8	2	0	2	0
Los Angeles	21	3	5	8	6
Minnesota	15	1	2	3	2
Montreal	12	2	3	5	2
Nashville	14	2	3	5	2
New Jersey	12	1	3	4	0
NY Islanders	10	0	5	5	0
NY Rangers	11	1	0	1	4
Ottawa	11	1	2	3	2
Philadelphia	10	1	1	2	0
Pittsburgh	12	5	2	7	0
San Jose	25	2	5	7	0
St. Louis	13	0	1	1	2
Tampa Bay	9	1	2	3	2
Toronto	12	1	4	5	2
Vancouver	21	5	3	8	0
Vegas	9	2	0	2	2
Washington	12	2	4	6	0
Winnipeg	15	2	2	4	2
NHL Totals	434	59	79	138	50

2019-20 | HIGHLIGHTS

- Notched his fifth career shorthanded goal in his 400th NHL game on Dec. 5 vs. Buffalo.
- Tied his longest career point streak with points in three straight games from Dec. 5 vs. Buffalo to Dec. 9 at Colorado (1+2).
- Scored goals in consecutive games for the second time in his career on Feb. 8 at Vancouver and Feb. 10 at San Jose.
- Recorded five points (3+2) in 10 playoff contests with the Flames.
- Scored his first career playoff goal while shorthanded on Aug. 1 vs. Winnipeg.
- His three shorthanded goals in the playoffs tied an NHL postseason record; he was the seventh player to score three in a single postseason (Derek Sanderson, Bill Barber, Lorne Henning, Wayne Gretzky, Wayne Presley, Todd Marchant) and the first player to do so since 1997.

PROFESSIONAL CAREER | HIGHLIGHTS

- Made his professional playoff debut as a member of the Los Angeles Kings with four postseason games against the Vegas Golden Knights in 2018.
- Recorded his 100th career NHL point with a goal on Nov. 20, 2017 at Toronto.
- Ranked second among Arizona Coyotes forwards with a career-high 17:19 of ice time per game and ranked second on the team in shorthanded ice time (2:22 per game) in 2016-17; tied for second on the team with a career-high 16 goals.
- Totaled a career-best 37 points (14+23) while appearing in all 82 games in 2015-16 and led all Coyotes forwards with 189 shots.
- Scored three shorthanded goals as a rookie with the Coyotes, leading the team and all NHL rookies in 2014-15.
- Scored a goal in his NHL debut on Nov. 2, 2014 at Washington.
- Tallied two shorthanded goals in a 58-second span on Dec. 1, 2014 at Edmonton, marking his first career multi-point game; they were the fastest two shorthanded goals ever recorded by an NHL rookie.
- In his first professional season, ranked second among all Portland Pirates skaters in goals (28) and third on the team in points (48); ranked in the top 10 among AHL rookies in goals (5th) and points (T-8th).

AMATEUR CAREER | HIGHLIGHTS

- Served as an alternate captain for the Kitchener Rangers in his final of three OHL seasons in 2012-13.
- Led Kitchener in goals (42) and points (85) in 2011-12, also ranking in the top 10 in the OHL in both categories; his 56 points the next season were the most recorded by a Ranger in 2012-13.
- Ranked in the top 10 among OHL rookies in both goals (23, 7th) and points (49, 9th) in 2010-11.
- Played for Team Cherry at the 2011 CHL Top Prospects Game.

INTERNATIONAL CAREER | HIGHLIGHTS

- Played in at least one international tournament every year for nine straight years from 2009 to 2017.
- Has represented Germany at the IIHF World Championship on four occasions (2014, 2015, 2016, 2017) and was selected as one of the team's top three players in the 2015 tournament.
- Played all six games for Team Europe at the 2016 World Cup of Hockey, helping the squad to the tournament's final.
- Posted three points (1+2) in three Olympic qualifying games in Riga, Latvia in September 2016 to help Germany's senior national team qualify for the 2018 Winter Olympics.
- Appeared in two IIHF World Junior Championships (2011 and 2013), earning top-three player honors for Germany as a 17-year-old at the 2011 tournament.
- Won gold medals with Germany at the IIHF Division 1 World Junior Championships in 2010 and 2012, earning the team promotion to the top division in the following years' tournaments; led all players with 13 points (5+8) in five games at the 2012 tournament in Germany.





LEFT WING
**TOBIAS
RIEDER** 13



CAREER STATS REGULAR SEASON														PLAYOFFS				
SEASON	TEAM	LEAGUE	GP	G	A	P	+/-	PIM	PP	SH	GW	S	S%	GP	G	A	P	PIM
2008-09	Landshut U18	GER-U18	36	27	24	51	--	18	--	--	--	--	--	9	6	8	14	10
	Germany	WJ18	6	1	3	4	-3	8	--	--	--	--	--	--	--	--	--	--
	Germany	WHC-17	5	0	0	0	--	0	--	--	--	--	--	--	--	--	--	--
2009-10	Landshut	GER-1	45	10	13	23	--	28	--	--	--	--	--	6	0	0	0	0
	Landshut U18	GER-U18	5	6	3	9	2	25	--	--	--	--	--	4	5	1	6	2
	Germany	WJC-1	5	4	2	6	7	0	--	--	--	--	--	--	--	--	--	--
2010-11	Germany	WJ18-1	5	6	1	7	8	12	--	--	--	--	--	--	--	--	--	--
	Kitchener	OHL	65	23	26	49	9	35	4	2	5	--	--	7	0	2	2	4
	Germany	WJC	6	1	1	2	-4	0	0	0	0	15	6.7	--	--	--	--	--
2011-12	Germany	WJ18	3	3	0	3	1	0	1	0	1	12	25.0	--	--	--	--	--
	Kitchener	OHL	60	42	43	85	22	25	9	7	8	--	--	16	13	14	27	4
	Germany	WJC-1	5	5	8	13	6	4	--	--	--	--	--	--	--	--	--	--
2012-13	Kitchener	OHL	52	27	29	56	9	12	8	2	6	--	--	9	2	10	12	2
	Germany	WJC	6	3	2	5	-8	0	2	0	0	28	10.7	--	--	--	--	--
2013-14	Portland	AHL	64	28	20	48	-14	10	10	0	1	153	18.3	--	--	--	--	--
	Germany	WC	7	1	0	1	-4	0	1	0	0	10	10.0	--	--	--	--	--
2014-15	Arizona	NHL	72	13	8	21	-19	14	0	3	1	189	6.9	--	--	--	--	--
	Portland	AHL	9	4	1	5	2	0	0	2	1	25	16.0	--	--	--	--	--
	Germany	WC	7	0	3	3	1	0	0	0	0	12	0.0	--	--	--	--	--
2015-16	Arizona	NHL	82	14	23	37	-21	10	2	0	1	189	7.4	--	--	--	--	--
	Germany	WC	4	1	1	2	-1	0	1	0	0	9	11.1	--	--	--	--	--
2016-17	Arizona	NHL	80	16	18	34	-8	6	2	1	1	155	10.3	--	--	--	--	--
	Europe	WCH	6	0	1	1	0	0	0	0	0	7	0.0	--	--	--	--	--
	Germany	WC	3	1	0	1	0	0	0	0	0	6	16.7	--	--	--	--	--
2017-18	Germany	OGQ	3	1	2	3	3	0	0	0	0	11	9.1	--	--	--	--	--
	Arizona	NHL	58	8	11	19	6	-11	2	0	0	80	10.0	--	--	--	--	--
	Los Angeles	NHL	20	4	2	6	-1	0	0	0	0	34	11.8	4	0	0	0	0
2018-19	Edmonton	NHL	67	0	11	11	-8	8	0	0	0	92	0.0	--	--	--	--	--
2019-20	Calgary	NHL	55	4	6	10	-12	6	0	1	0	77	5.2	10	3	2	5	0
NHL Totals			434	59	79	138	-80	50	6	5	3	816	7.2	14	3	2	5	0

SINGLE-GAME HIGHS

Goals: 2, (4x). **Most recent:** 3/22/18 at COL
Assists: 3, 12/29/15 vs. CHI
Points: 3, (4x). **Most recent:** 1/21/17 vs. TBL (1+2)
Penalty Minutes: 2, (25x). **Most recent:** 1/16/20 at TOR
Shots: 8, 4/9/15 at VAN
Time On Ice: 22:47, 11/21/15 at WPG

LONGEST STREAKS

Goals: 2 games, (2x). **Most recent:** 2/8/20 at VAN to 2/10/20 at SJS
Assists: 3 games, (4x). **Most recent:** 10/23/18 vs. PIT to 10/27/18 at NSH
Points: 3 games, (9x). **Most recent:** 12/5/19 vs. BUF to 12/9/19 at COL (1+2)

HAT TRICKS | 0

Date	Opponent	Goalie
N/A		

PENALTY SHOTS | 0-FOR-1

Date	Opponent	Goalie	Result
Feb. 14, 2015	vs. NY Rangers	Cam Talbot	Unsuccessful

SHOOTOUT STATS

Goals	Attempts	PCT	GDG
0	3	0.0	0

HONORS AND AWARDS

International
 2010 IIHF U18 World Championship (Div. 1B) Gold Medal
 2010 IIHF World Junior Championship (Div. 1A) Gold Medal
 2011 IIHF U18 World Championship Top 3 Player (Germany)
 2012 IIHF World Junior Championship (Div. 1A) Gold Medal
 2013 IIHF World Junior Championship Top 3 Player (Germany)
 2015 IIHF World Championship Top 3 Player (Germany)

Amateur

2011 CHL Top Prospects Game



RASMUS RISTOLAINEN

55

DEFENSEMAN

RAS-muhs rihs-toh-LIGH-nehn

Born October 27, 1994 in Turku, Finland

6 ft 4 in | 221 lbs | Shoots Right

CONTRACT STATUS: Signed through 2021-22 (\$5.4 million AAV)

CAREER TRANSACTIONS: Selected by Buffalo in the first round (eighth overall) of the 2013 NHL Draft.



NHL FIRSTS

Game: 10/2/13 at DET
Goal: 10/25/13 at FLA
Assist: 3/29/14 vs. TBL

SEASON HIGHS | 2019-20

Man Games Lost: 0
Most Goals: 1, (6x). **Most recent:** 3/3/20 at WPG
Most Assists: 2, (4x). **Most recent:** 2/22/20 at PIT
Most Points: 2, (5x). **Most recent:** 2/22/20 at PIT (0+2)
Most Shots: 5, (6x). **Most recent:** 2/28/20 at VGK
Highest TOI: 28:50, 3/9/20 vs. WSH

RISTOLAINEN vs NHL

Team	GP	G	A	P	PIM
Anaheim	14	2	2	4	2
Arizona	12	2	6	8	12
Boston	24	6	3	9	6
Buffalo	0	0	0	0	0
Calgary	13	4	5	9	0
Carolina	15	0	3	3	16
Chicago	12	0	7	7	12
Colorado	12	1	4	5	2
Columbus	16	2	7	9	10
Dallas	12	0	3	3	2
Detroit	25	2	16	18	12
Edmonton	13	2	12	14	0
Florida	23	3	6	9	16
Los Angeles	14	2	6	8	2
Minnesota	10	2	2	4	21
Montreal	23	2	4	6	6
Nashville	13	1	6	7	2
New Jersey	18	1	6	7	6
NY Islanders	19	1	6	7	6
NY Rangers	19	2	3	5	6
Ottawa	24	1	12	13	15
Philadelphia	18	0	9	9	12
Pittsburgh	18	0	7	7	19
San Jose	13	1	5	6	4
St. Louis	13	0	3	3	4
Tampa Bay	27	1	8	9	14
Toronto	25	1	10	11	30
Vancouver	14	2	9	11	8
Vegas	6	0	3	3	2
Washington	16	0	8	8	0
Winnipeg	12	1	4	5	8
NHL Totals	493	42	185	227	255

2019-20 | HIGHLIGHTS

- One of four players to appear in all 69 of Buffalo's games.
- Led the team in average time on ice (22:48) and finished in the top five in points (5th, 33) and shots (4th, 128) for the fifth straight season.
- Logged a career-high 7.74 hits per 60; ranked eighth in the league and led all NHL defensemen with 203 total hits.
- Became the ninth defenseman to record 200 career points with the Sabres with an assist on Nov. 8 vs. Tampa Bay.
- Recorded points in a season-best five straight games (1+5) from Nov. 29 vs. Toronto to Dec. 7 at Vancouver.
- Registered four-game point streaks from Jan. 11 vs. Vancouver to Jan. 16 at Dallas (1+3) and Feb. 13 vs. Columbus to Feb. 22 at Pittsburgh (0+6).
- Tied Bill Hajt for 10th-most career goals scored by a Sabres defenseman with his tally on March 3 at Winnipeg.

PROFESSIONAL CAREER | HIGHLIGHTS

- Ranks among the Sabres' top 10 defensemen all-time in goals (T-10th), assists (7th), points (8th), shots (6th), game-winning goals (T-9th) and overtime goals (1st).
- The Sabres are 24-5-6 in his career when he records at least two points.
- Since the NHL began tracking ice time in 1997-98, only Alexei Zhitnik (25:26) has averaged more minutes for the team than Ristolainen's 24:02 per game.
- Became just the third defenseman in Sabres history to record 40 points in at least four consecutive seasons (2015-16 to 2018-19), joining Phil Housley and Jerry Korab.
- Recorded an assist on 20.2 percent of his teammates' goals in 2016-17, joining Phil Housley (22.6% in 1989-90) as just the second Sabres defenseman ever to record an assist on more than 20 percent of his teammates' goals in a season.
- His career-high 39 assists in 2016-17 tied for seventh-most among all NHL defensemen and were the 19th-most by a defenseman in franchise history.
- Ranked third among all Sabres and ninth among all NHL defensemen with 202 shots in 2015-16, becoming the first Sabres defenseman to record 200 shots in a season since Phil Housley (1989-90).
- Registered the first hat trick of his career on Dec. 10, 2015 at Calgary, becoming the sixth Sabres defenseman to record a hat trick and the first since Phil Housley (1/22/88 vs. NY Rangers); he also became one of only two Sabres defensemen to score three goals in a single period, joining Jerry Korab (11/19/78 vs. Minnesota), and the youngest NHL defenseman to score a hat trick (21 years, 44 days) since Hannu Virta (19 years, 362 days) did so for the Sabres on March 19, 1983 at Montreal.

AMATEUR CAREER | HIGHLIGHTS

- Joined the TPS under-20 team for the 2013 playoffs after spending the 2012-13 season with the senior team, posting three points (2+1) and a plus-5 rating in five games.
- Helped lead the TPS under-18 squad to the finals in 2011, tallying eight points (5+3) in 13 playoff appearances.

INTERNATIONAL CAREER | HIGHLIGHTS

- Represented Finland at the 2016 World Cup of Hockey in Canada.
- Scored the gold medal-clinching overtime goal for Finland at the 2014 IIHF World Junior Championship in Malmö, Sweden, capping a tournament performance that earned him Best Defenseman honors and a spot on the tournament All-Star Team.
- Recorded six points (2+4) in six games for Finland at the 2013 IIHF World Junior Championship in Ufa, Russia.
- Appeared in his first of three IIHF World Junior Championships as a 17-year-old in 2012, recording three assists in seven games for Finland.





DEFENSEMAN RASMUS RISTOLAINEN 55



CAREER STATS REGULAR SEASON														PLAYOFFS				
SEASON	TEAM	LEAGUE	GP	G	A	P	+/-	PIM	PP	SH	GW	S	S%	GP	G	A	P	PIM
2009-10	TPS U18	FIN-U18	32	3	7	10	--	28	--	--	--	--	--	3	1	0	1	4
	TPS Jr.	FIN-Jr.	5	1	1	2	--	0	--	--	--	--	--	--	--	--	--	--
2010-11	TPS Jr.	FIN-Jr.	27	0	12	12	--	30	--	--	--	--	--	--	--	--	--	--
	TPS U18	FIN-U18	2	1	2	3	--	0	--	--	--	--	--	13	5	3	8	8
	TPS	SM-liiga	1	0	0	0	--	0	--	--	--	--	--	--	--	--	--	--
2011-12	TPS	SM-liiga	40	3	5	8	--	78	--	--	--	--	--	2	0	0	0	0
	TPS Jr.	FIN-Jr.	8	0	4	4	--	6	--	--	--	--	--	--	--	--	--	--
	Finland	WJC	7	0	3	3	1	0	0	0	0	8	0.0	--	--	--	--	--
2012-13	TPS	SM-liiga	52	3	12	15	--	32	--	--	--	--	--	--	--	--	--	--
	Finland	WJC	6	2	4	6	5	20	1	0	0	17	11.8	--	--	--	--	--
	TPS Jr.	FIN-Jr.	--	--	--	--	--	--	--	--	--	--	--	5	2	1	3	2
2013-14	Rochester	AHL	34	6	14	20	-2	22	4	1	0	66	9.1	5	0	2	2	2
	Buffalo	NHL	34	2	2	4	-15	6	0	0	0	52	3.8	--	--	--	--	--
	Finland	WJC	5	3	0	3	1	8	0	0	1	15	20.0	--	--	--	--	--
2014-15	Buffalo	NHL	78	8	12	20	-32	26	4	0	0	121	6.6	--	--	--	--	--
2015-16	Buffalo	NHL	82	9	32	41	-21	33	4	0	1	202	4.5	--	--	--	--	--
2016-17	Buffalo	NHL	79	6	39	45	-9	58	1	0	2	186	3.2	--	--	--	--	--
	Finland	WCH	3	0	0	0	-2	0	0	0	6	6	0.0	--	--	--	--	--
2017-18	Buffalo	NHL	73	6	35	41	-25	48	1	0	1	182	3.3	--	--	--	--	--
2018-19	Buffalo	NHL	78	5	38	43	-41	38	1	0	2	182	2.7	--	--	--	--	--
2019-20	Buffalo	NHL	69	6	27	33	-2	46	2	0	0	128	4.7	--	--	--	--	--
NHL Totals			493	42	185	227	-145	255	13	0	6	1,053	4.0	--	--	--	--	--
Buffalo Totals			493	42	185	227	-145	255	13	0	6	1,053	4.0	--	--	--	--	--

SINGLE-GAME HIGHS

Goals: 3, 12/10/15 at CGY
Assists: 3, (4x). **Most recent:** 3/31/18 at NSH
Points: 3, (6x). **Most recent:** 3/31/18 at NSH (0+3)
Penalty Minutes: 15, (2x). **Most recent:** 1/4/18 at MIN
Shots: 8, 3/15/18 vs. TOR
Time On Ice: 35:24, 1/20/17 vs. DET

LONGEST STREAKS

Goals: 3 games, 3/26/15 vs. ARI to 3/30/15 at ARI
Assists: 6 games, 2/12/17 vs. VAN to 2/25/17 at COL
Points: 6 games, 2/12/17 vs. VAN to 2/25/17 at COL (0+6)

HAT TRICKS | 1

Date	Opponent	Goalie
Dec. 10, 2015	at Calgary	Jonas Hiller

PENALTY SHOTS | 0-FOR-0

Date	Opponent	Goalie	Result
N/A			

SHOOTOUT STATS

Goals	Attempts	PCT	GDG
1	1	100.0	0

HONORS AND AWARDS

International

2014 IIHF World Junior Championship Gold Medal
 2014 IIHF World Junior Championship Best Defenseman
 2014 IIHF World Junior Championship All-Star Team





RILEY SHEAHAN

15

CENTER

RIGH-lee SHAY-uhn

Born December 7, 1991 in St. Catharines, Ontario
6 ft 2 in | 216 lbs | Shoots Left

CONTRACT STATUS: Signed through 2020-21 (\$700,000)

CAREER TRANSACTIONS: Signed by Buffalo as an unrestricted free agent, Jan. 8, 2021; Signed by Edmonton as an unrestricted free agent, Sept. 5, 2019; Acquired by Florida from Pittsburgh with Derick Brassard, a second-round pick in the 2019 NHL Draft and two fourth-round picks in the 2019 NHL Draft in exchange for Nick Bjugstad and Jared McCann, Feb. 1, 2019; Acquired by Pittsburgh from Detroit in exchange for Scott Wilson and a third-round pick in the 2018 NHL Draft, Oct. 21, 2017; Selected by Detroit in the first round (21st overall) of the 2010 NHL Draft.



NHL FIRSTS

Game: 4/7/12 vs. CHI
Goal: 1/11/14 at LAK
Assist: 12/21/13 at TOR

SEASON HIGHS | 2019-20

Man Games Lost: 5
Most Goals: 1, (8x). **Most recent:** 3/7/20 vs. CBJ
Most Assists: 3, 1/18/20 vs. ARI
Most Points: 4, 1/18/20 vs. ARI (1+3)
Most Shots: 4, 12/8/19 vs. BUF
Highest TOI: 18:36, 2/16/20 at CAR

SHEAHAN vs NHL

Team	GP	G	A	P	PIM
Anaheim	15	2	1	3	0
Arizona	16	2	5	7	4
Boston	24	3	6	9	6
Buffalo	22	4	4	8	5
Calgary	15	1	3	4	0
Carolina	19	2	2	4	4
Chicago	15	2	2	4	10
Colorado	14	0	3	3	2
Columbus	18	5	5	10	0
Dallas	14	1	4	5	2
Detroit	7	0	1	1	0
Edmonton	10	2	3	5	0
Florida	18	3	5	8	0
Los Angeles	17	1	3	4	0
Minnesota	17	3	3	6	4
Montreal	26	10	3	13	2
Nashville	10	1	2	3	4
New Jersey	21	4	4	8	4
NY Islanders	19	2	1	3	2
NY Rangers	17	3	2	5	0
Ottawa	20	4	6	10	8
Philadelphia	16	2	5	7	2
Pittsburgh	14	3	5	8	0
San Jose	13	0	4	4	0
St. Louis	14	2	2	4	4
Tampa Bay	19	2	3	5	4
Toronto	25	1	2	3	8
Vancouver	14	0	1	1	4
Vegas	10	0	2	2	0
Washington	21	0	5	5	4
Winnipeg	13	1	1	2	0
NHL Totals	513	66	98	164	83

2019-20 | HIGHLIGHTS

- Ranked second on the Edmonton Oilers in faceoffs taken (834) and led the team in defensive zone draws (455).
- Led the team in shorthanded faceoffs (210) and total shorthanded ice time (154:53), helping the Oilers to the league's second-best penalty kill rate.
- His 5.42 goals against per 60 minutes on the penalty kill ranked 15th-best among the top 100 NHL forwards in shorthanded ice time.
- Ranked third among Edmonton forwards with 33 blocked shots.
- Set career-high totals in assists (3) and points (4) on Jan. 18, 2020 vs. Arizona.
- Tallied his third career shorthanded goal on Dec. 20 vs. Pittsburgh.
- Scored the game winning goal on Dec. 21 vs. Montreal.
- Skated in his 500th NHL game on Feb. 15 at Florida.

PROFESSIONAL CAREER | HIGHLIGHTS

- Recorded his 100th NHL point with an assist on Nov. 14, 2017 vs. Buffalo.
- Posted his first NHL playoff goal on April 18, 2018 at Philadelphia.
- Scored twice in the final game played at Detroit's Joe Louis Arena on April 9, 2017 vs. New Jersey, including the final goal ever scored in the arena.
- Recorded his first NHL playoff point with an assist on April 19, 2016 vs. Tampa Bay.
- As a rookie in 2013-14, ranked 34th in the NHL in shooting percentage (15.3%) among players with at least 40 games played.
- Scored goals in three consecutive games from April 9 to 13, 2014 to finish the 2013-14 season, establishing the longest goal streak of his career and his first of seven career three-game point streaks.
- Made his NHL playoff debut with 14:55 of ice time on April 18, 2014 at Boston.
- Appeared in his first career NHL game on April 7, 2012 vs. Chicago.
- Won a Calder Cup with the Grand Rapids Griffins (AHL) in 2013; led all AHL rookies with 13 assists and tied for the rookie lead with 16 total points during the 2013 AHL playoffs.


AMATEUR CAREER | HIGHLIGHTS

- Totaled 64 points (20+44) in 114 NCAA games with the University of Notre Dame (CCHA).
- Set NCAA career highs in goals (9) and points (25) in 37 games as a junior in 2011-12.
- As a sophomore in 2010-11, established career-high totals in games played (40) and assists (17).
- Assisted on both goals in Notre Dame's 2-1 win on March 27, 2011 at New Hampshire to send the Fighting Irish to the 2011 NCAA Frozen Four.





CENTER
RILEY
SHEAHAN 15



CAREER STATS REGULAR SEASON														PLAYOFFS				
SEASON	TEAM	LEAGUE	GP	G	A	P	+/-	PIM	PP	SH	GW	S	S%	GP	G	A	P	PIM
2009-10	Notre Dame	CCHA	37	6	11	17	-12	22	3	0	0	96	6.2	--	--	--	--	--
2010-11	Notre Dame	CCHA	40	5	17	22	-6	28	2	1	1	103	4.9	--	--	--	--	--
2011-12	Notre Dame	CCHA	37	9	16	25	0	24	5	1	1	118	7.6	--	--	--	--	--
	Grand Rapids	AHL	7	1	1	2	-2	0	1	0	0	6	16.7	--	--	--	--	--
	Detroit	NHL	1	0	0	0	0	4	0	0	0	3	0.0	--	--	--	--	--
2012-13	Grand Rapids	AHL	72	16	20	36	5	33	6	2	4	115	13.9	24	3	13	16	10
	Detroit	NHL	1	0	0	0	0	0	0	0	0	1	0.0	--	--	--	--	--
2013-14	Grand Rapids	NHL	42	9	15	24	8	6	2	0	1	59	15.25	5	0	0	0	0
	Grand Rapids	AHL	31	8	10	18	-2	12	4	0	1	51	15.7	8	1	4	5	0
2014-15	Detroit	NHL	79	13	23	36	-3	16	5	0	0	123	10.6	7	2	1	3	2
2015-16	Detroit	NHL	81	14	11	25	-8	12	3	1	2	128	10.9	5	0	1	1	4
2016-17	Detroit	NHL	80	2	11	13	-29	14	1	0	0	109	1.8	--	--	--	--	--
2017-18	Detroit	NHL	8	0	0	0	0	4	0	0	0	5	0.0	--	--	--	--	--
	Pittsburgh	NHL	73	11	21	32	4	4	1	0	1	104	10.6	12	1	2	3	2
2018-19	Pittsburgh	NHL	49	7	2	9	-7	13	0	1	2	60	11.7	--	--	--	--	--
	Florida	NHL	33	2	8	10	-2	4	0	0	0	50	4.0	--	--	--	--	--
2019-20	Edmonton	NHL	66	8	7	15	-13	6	0	1	1	70	11.4	4	0	0	0	2
NHL Totals			513	66	98	164	-50	83	12	3	7	712	9.3	33	3	4	7	10

SINGLE-GAME HIGHS

Goals: 2, (3x). **Most recent:** 2/18/18 at CBJ
Assists: 3, 1/18/20 vs. ARI
Points: 4, 1/18/20 vs. ARI (1+3)
Penalty Minutes: 5, 11/19/18 vs. BUF
Shots: 6, (2x). **Most recent:** 2/23/16 vs. CBJ
Time On Ice: 20:45, 12/21/14 vs. COL

LONGEST STREAKS

Goals: 3 games, 4/9/14 at PIT to 4/13/14 at STL (3+0)
Assists: 3 games, 2/7/19 vs. PIT to 2/10/19 vs. TBL (0+3)
Points: 3 games, (7x). **Most recent:** 2/7/19 vs. PIT to 2/10/19 vs. TBL (0+3)

HAT TRICKS | 0

Date	Opponent	Goalie
N/A		

PENALTY SHOTS | 0-FOR-0

Date	Opponent	Goalie	Result
N/A			

SHOOTOUT STATS

Goals	Attempts	PCT	GDG
2	5	40.0	1

HONORS AND AWARDS

Professional
 2013 Calder Cup Champion



JEFF SKINNER

53

LEFT WING

JEFF SKIH-nuhr

Born May 16, 1992 in Toronto, Ontario

5 ft 11 in | 197 lbs | Shoots Left

CONTRACT STATUS: Signed through 2026-27 (\$9 million AAV)

CAREER TRANSACTIONS: Acquired by Buffalo from Carolina in exchange for Cliff Pu, a second-round pick in the 2019 NHL Draft, a third-round pick in the 2020 NHL Draft and a sixth-round pick in the 2020 NHL Draft, Aug. 2, 2018; Selected by Carolina in the first round (seventh overall) of the 2010 NHL Draft.



NHL FIRSTS

Game: 10/7/10 at MIN
Goal: 10/20/10 at LAK
Assist: 10/8/10 vs. MIN

SEASON HIGHS | 2019-20

Man Games Lost: 10
Most Goals: 1, (14x). **Most recent:** 2/29/20 at ARI
Most Assists: 1, (9x). **Most recent:** 2/13/20 vs. CBJ
Most Points: 2, (4x). **Most recent:** 12/2/19 vs. NJD (1+1)
Most Shots: 9, (2x). **Most recent:** 10/19/19 at SJS
Highest TOI: 21:00, 3/7/20 at PHI

SKINNER vs NHL

Team	GP	G	A	P	PIM
Anaheim	16	7	6	13	8
Arizona	15	8	5	13	8
Boston	30	5	7	12	8
Buffalo	24	11	5	16	26
Calgary	16	4	7	11	4
Carolina	4	5	1	6	2
Chicago	15	3	6	9	2
Colorado	14	4	3	7	2
Columbus	29	12	10	22	8
Dallas	16	6	1	7	6
Detroit	23	5	4	9	14
Edmonton	15	7	5	12	2
Florida	35	14	12	26	24
Los Angeles	16	11	2	13	6
Minnesota	14	3	5	8	0
Montreal	31	16	9	25	12
Nashville	16	9	8	17	4
New Jersey	36	16	8	24	30
NY Islanders	32	10	9	19	14
NY Rangers	35	14	10	24	16
Ottawa	33	10	7	17	16
Philadelphia	35	14	12	26	12
Pittsburgh	36	7	7	14	20
San Jose	16	7	3	10	2
St. Louis	15	9	3	12	4
Tampa Bay	34	11	6	17	28
Toronto	32	7	14	21	12
Vancouver	14	3	4	7	8
Vegas	5	1	2	3	0
Washington	42	12	14	26	14
Winnipeg	26	7	12	19	10
NHL Totals	720	258	207	465	322

2019-20 | HIGHLIGHTS

- Buffalo was 9-2-3 when he scored a goal and 12-3-4 when he recorded a point.
- Ranked third on the Sabres with 14 even-strength goals.
- Scored in three straight games from Oct. 5 vs. New Jersey to Oct. 9 vs. Montreal.
- Tallied his 200th NHL assist on Oct. 16 at Anaheim.
- Recorded two points (1+1) and six shots on goal on Nov. 14 vs. Carolina, also tying his previous career high with a plus-4 rating.
- Tallied two points (1+1), including the game-winning goal, and a team-high seven shots on Dec. 2 vs. New Jersey.
- Appeared in his 700th NHL game on Dec. 27 vs. Boston.

PROFESSIONAL CAREER | HIGHLIGHTS

- His 258 goals rank as the league's 15th-highest total during his career and he ranks sixth with 205 even-strength goals.
- Ranks eighth among all NHL players with 120 even-strength goals during the last five seasons.
- Has ranked first or second among his team's skaters in goals in eight of his 10 NHL seasons.
- Has topped the 20-goal and 20-assist marks in seven of his eight full NHL seasons.
- Scored a career-high 40 goals in 2018-19 to lead the Sabres and tie for 12th-most in the NHL; earned his second career NHL All-Star Game selection and recorded two points (1+1) at the event in San Jose.
- His 32 even-strength goals in 2018-19 were the highest total by a player in his first year with the Sabres, surpassing Danny Gare's 26 in 1974-75.
- His 37 goals in 2016-17 ranked sixth in the NHL and he led the league with 17 goals in 21 games from March 1 to the end of the season.
- Set a Hurricanes franchise record with 13 shots on March 13, 2014 vs. Buffalo.
- Won the Calder Trophy as the NHL's top rookie in 2010-11 after leading all rookies with 63 points (32+31), becoming the youngest player in NHL history to win the award.
- Became the seventh-youngest player in NHL history to score 30 goals (18 years, 325 days) in 2010-11.
- Earned an assist for Team Staal in the 2011 NHL All-Star Game, as he became the youngest All-Star in NHL history (18 years, 259 days).

AMATEUR CAREER | HIGHLIGHTS

- Ranked second in the OHL in goals (50) and tied for seventh in the league in points (90) in his second OHL season with the Kitchener Rangers in 2009-10.
- Earned Player of the Game honors with Team OHL at the 2009 Subway Super Series.
- Was named MVP of Team Orr at the 2010 CHL Top Prospects Game.
- Appeared in the 2010 OHL All-Star Game.
- Ranked second among all OHL skaters in points (33) and tied for first in goals (20) during the 2010 OHL playoffs, leading Kitchener to the Western Conference Final.
- Led Kitchener in goals and ranked third on the team in points as a 16-year-old in 2008-09.

INTERNATIONAL CAREER | HIGHLIGHTS

- Won a silver medal with Canada at the 2017 IIHF World Championship, totaling nine points (4+5) in 10 games.
- Recorded four points (2+2) for Canada at the 2013 IIHF World Championship.
- Notched five points (3+2) for Canada at the 2012 IIHF World Championship.
- Represented Canada at the 2011 IIHF World Championship in Slovakia, where he ranked third on the team in scoring with six points (3+3) despite being the youngest player in the tournament.
- Won a gold medal with Canada at the 2009 Ivan Hlinka Memorial Tournament, leading the tournament with six goals, including two in the gold medal game against Russia.
- Scored the game-winning goal against Russia in the championship final for Team Ontario at the 2009 World Under-17 Hockey Challenge.





LEFT WING
JEFF SKINNER **53**



CAREER STATS REGULAR SEASON														PLAYOFFS					
SEASON	TEAM	LEAGUE	GP	G	A	P	+/-	PIM	PP	SH	GW	S	S%	GP	G	A	P	PIM	
2008-09	Kitchener	OHL	63	27	24	51	-5	34	7	0	3	--	--	--	--	--	--	--	--
2009-10	Kitchener	OHL	64	50	40	90	7	72	21	1	9	--	--	20	20	13	33	14	
2010-11	Carolina	NHL	82	31	32	63	3	46	6	0	2	215	14.4	--	--	--	--	--	--
	Canada	WC	7	3	3	6	3	8	0	0	1	18	16.7	--	--	--	--	--	--
2011-12	Carolina	NHL	64	20	24	44	-8	56	4	0	5	210	9.5	--	--	--	--	--	--
	Canada	WC	8	3	2	5	3	4	1	0	0	30	10.0	--	--	--	--	--	--
2012-13	Carolina	NHL	42	13	11	24	-24	26	5	0	0	159	8.2	--	--	--	--	--	--
	Canada	WC	8	2	2	4	4	2	0	0	2	13	15.4	--	--	--	--	--	--
2013-14	Carolina	NHL	71	33	21	54	-14	22	11	0	6	274	12.0	--	--	--	--	--	--
2014-15	Carolina	NHL	77	18	13	31	-24	18	4	0	2	235	7.7	--	--	--	--	--	--
2015-16	Carolina	NHL	82	28	23	51	-2	38	4	0	7	258	10.9	--	--	--	--	--	--
2016-17	Carolina	NHL	79	37	26	63	-3	28	7	0	4	281	13.2	--	--	--	--	--	--
	Canada	WC	10	4	5	9	8	27	0	0	1	40	10.0	--	--	--	--	--	--
2017-18	Carolina	NHL	82	24	25	49	-27	34	4	0	2	277	8.7	--	--	--	--	--	--
2018-19	Buffalo	NHL	82	40	23	63	0	36	8	0	7	268	14.9	--	--	--	--	--	--
2019-20	Buffalo	NHL	59	14	9	23	-22	18	0	0	1	183	7.7	--	--	--	--	--	--
NHL Totals			720	258	207	465	-118	322	53	0	36	2,360	10.9	--	--	--	--	--	--
Buffalo Totals			141	54	32	86	-22	54	8	0	8	451	12.0	--	--	--	--	--	--

SINGLE-GAME HIGHS

Goals: 3, (5x). **Most recent:** 10/20/18 at LAK
Assists: 3, (3x). **Most recent:** 10/25/18 vs. MTL
Points: 3, (24x). **Most recent:** 11/3/18 vs. OTT (2+1)
Penalty Minutes: 14, 3/22/16 vs. BUF
Shots: 13, 3/13/14 vs. BUF
Time On Ice: 23:56, 12/20/14 vs. NYR

LONGEST STREAKS

Goals: 6 games, 3/18/17 vs. NSH to 3/27/17 vs. DET
Assists: 5 games, 10/18/16 at EDM to 10/30/16 vs. PHI
Points: 7 games, (2x). **Most recent:** 12/4/18 vs. TOR to 12/18/18 vs. FLA (5+4)

HAT TRICKS | 5

Date	Opponent	Goalie
Dec. 5, 2013	at Nashville	Marek Mazanec (2), Empty Net (1)
Jan. 2, 2014	at Washington	Philipp Grubauer
Dec. 11, 2015	at Anaheim	John Gibson (2), Empty Net (1)
Dec. 15, 2015	at Philadelphia	Michal Neuvirth
Oct. 20, 2018	at Los Angeles	Jonathan Quick (2), Empty Net (1)

PENALTY SHOTS | 2-FOR-7

Date	Opponent	Goalie	Result
Dec. 7, 2011	at Edmonton	Devan Dubnyk	Unsuccessful
Dec. 12, 2013	at Calgary	Karri Ramo	Unsuccessful
March 7, 2014	vs. NY Rangers	Henrik Lundqvist	Goal
Dec. 12, 2015	at Arizona	Anders Lindback	Unsuccessful
March 13, 2017	at NY Islanders	Thomas Greiss	Goal
Nov. 4, 2017	at Arizona	Antti Raanta	Unsuccessful
Dec. 1, 2017	at NY Rangers	Henrik Lundqvist	Unsuccessful

SHOOTOUT STATS

Goals	Attempts	PCT	GDG
6	36	16.7	3

- HONORS AND AWARDS**
- Professional**
 2011 Calder Trophy
 2011 NHL All-Rookie Team
 2011 NHL All-Star Game
 2019 NHL All-Star Game
- International**
 2009 Hlinka Memorial Gold Medal
 2017 IIHF World Championship Silver Medal
- Amateur**
 2009 Super Series (Team OHL)
 2010 CHL Top Prospects Game
 2010 OHL All-Star Game





ERIC STAAL

12

CENTER

AIR-ihk STAWL

Born October 29, 1984 in Thunder Bay, ON CAN
6 ft 4 in | 195 lbs | Shoots Left

CONTRACT STATUS: Signed through 2020-21 (\$3.25 million AAV)

CAREER TRANSACTIONS: Acquired by Buffalo from Minnesota in exchange for Marcus Johansson, Sept. 16, 2020; Signed by Minnesota as an unrestricted free agent, July 1, 2016; Acquired by NY Rangers from Carolina in exchange for Aleksis Saarela, a second-round pick in the 2016 NHL Draft and a second-round pick in the 2017 NHL Draft, Feb. 28, 2016; Selected by Carolina in the first round (second overall) of the 2003 NHL Draft.



NHL FIRSTS

Game: 10/9/03 at FLA
Goal: 10/23/03 at BOS
Assist: 10/23/03 at BOS

SEASON HIGHS | 2019-20

Man Games Lost: 0
Most Goals: 2, (2x). **Most recent:** 12/14/19 vs. PHI
Most Assists: 2, (2x). **Most recent:** 12/19/19 at ARI
Most Points: 3, (3x). **Most recent:** 12/19/19 at ARI (1+2)
Most Shots: 6, 12/1/19 vs. DAL
Highest TOI: 24:03, 12/17/19 at VGK

STAAL vs NHL

Team	GP	G	A	P	PIM
Anaheim	28	8	9	17	26
Arizona	26	15	8	23	14
Boston	51	17	21	38	46
Buffalo	50	15	31	46	28
Calgary	24	6	6	12	10
Carolina	9	4	4	8	4
Chicago	28	7	15	22	18
Colorado	30	7	12	19	44
Columbus	27	7	11	18	4
Dallas	32	13	12	25	14
Detroit	27	7	13	20	22
Edmonton	24	8	19	27	10
Florida	74	23	31	54	38
Los Angeles	24	7	6	13	32
Minnesota	13	1	6	7	14
Montreal	50	22	23	45	40
Nashville	30	8	14	22	12
New Jersey	53	8	19	27	44
NY Islanders	53	24	26	50	20
NY Rangers	54	14	23	37	44
Ottawa	51	20	29	49	32
Philadelphia	55	20	25	45	20
Pittsburgh	57	23	32	55	40
San Jose	24	14	10	24	20
St. Louis	30	12	12	24	20
Tampa Bay	75	33	42	75	52
Toronto	49	24	27	51	37
Vancouver	25	5	10	15	4
Vegas	8	6	6	12	0
Washington	79	30	44	74	59
Winnipeg	80	28	39	67	50
NHL Totals	1,240	436	585	1,021	818

2019-20 | HIGHLIGHTS

- Appeared in his sixth career NHL All-Star Game in St. Louis.
- Tied for the team lead with 14 even-strength goals while leading all Minnesota Wild players in game-winning goals (5) and faceoff wins (495).
- Ranked third among Wild skaters in goals (19) and points (47).
- Tallied points in six straight games (4+5) from Oct. 26 vs. Los Angeles to Nov. 7 at San Jose.
- Became the 113th player in NHL history to appear in 1,200 regular-season NHL games with a multi-point performance (1+1) on Nov. 29 vs. Ottawa.
- Recorded his 1,000th NHL point with a goal on Dec. 15 at Chicago, becoming the 89th player in NHL history to achieve that milestone.

PROFESSIONAL CAREER | HIGHLIGHTS

- Enters the 2020-21 season ranked in the top 10 among active NHL players in career regular-season games played (7th), goals (6th) and points (8th).
- One of six active NHL members of the Triple Gold Club; won the 2006 Stanley Cup and gold medals with Canada at 2007 IIHF World Championship and 2010 Winter Olympics.
- One of five active NHL players to score 40 goals at least three times (Ilya Kovalchuk, Evgeni Malkin, Alex Ovechkin, Steven Stamkos).
- Has served as a captain or alternate captain in 12 of his 16 NHL seasons, including seven seasons as captain of the Carolina Hurricanes.
- Has finished in the top three on his team in both goals and points in every NHL season except his rookie season and the 2015-16 season, when he was traded from the Carolina Hurricanes to the New York Rangers; has led his team in goals eight times and led his team in points nine times.
- Has played in six NHL All-Star Games; was chosen by the players to be a team captain at the 2011 event and was selected as the All-Star Game MVP in 2008.
- Since entering the NHL in 2003-04, ranks fourth in the league in goals (436) and sixth in points (1,021).
- Only player in NHL history who has played at least one game with three different brothers in his career (Jared, Jordan and Marc).
- Scored his 400th career NHL goal on Nov. 3, 2018 at St. Louis, becoming the 96th player ever to reach that milestone.
- Tied Minnesota's franchise record for most goals in a season with 42 goals in 2017-18; his 76 points ranked third in franchise history.
- Skated in his 1,000th regular-season NHL game on March 19, 2017 at Winnipeg.
- Registered his 500th career NHL assist on Nov. 9, 2017 at Montreal.
- Helped lead the Hurricanes to a Stanley Cup championship with an NHL-best 28 points (9+19) in the 2006 playoffs; set Hurricanes records for most assists, points, shots and longest point streak (15 games) in a playoff year.
- Ranked sixth in the NHL in scoring and eighth in goals in his second NHL season in 2005-06, earning a selection to the NHL Second All-Star Team.
- In his lone AHL season in 2004-05, led all skaters in shorthanded goals (7) and plus/minus rating (plus-37), and ranked 10th in points (77), earning a spot in the 2005 AHL All-Star Classic.
- Played 81 NHL games in his first professional season in 2003-04, tallying 31 points (11+20) as a rookie; appeared in the NHL YoungStars Game at the 2004 NHL All-Star Weekend in Minnesota.

AMATEUR CAREER | HIGHLIGHTS

- Totaled 209 points (81+128) in 185 games in three OHL seasons with the Peterborough Petes.
- Recorded an assist for Team Orr in the 2003 CHL Top Prospects Game.
- Ranked seventh in the OHL with a team-high 98 points (39+59) in 66 games in 2002-03, earning CHL First-Team and OHL Second-Team All-Star selections.
- Tied for second in goals (19) and ranked third in points (49) among all Petes skaters in his first OHL season, adding seven points (2+5) in seven playoff games.

INTERNATIONAL CAREER | HIGHLIGHTS

- Served as captain for Team Canada at the 2013 IIHF World Championship.
- Helped Canada to a gold medal with six points (1+5) in seven games at the 2010 Winter Olympics, becoming the 23rd member of the Triple Gold Club at the age of 25.
- Recorded seven points (4+3) in eight games at the 2008 IIHF World Championship in Canada.
- Won his first major international gold medal with Canada at the 2007 IIHF World Championship, recording 10 points (5+5) in nine tournament games.
- Also won a gold medal with Canada at the 2001 Six Nations Tournament and served as an alternate captain for the nation's entry at the 2002 IIHF Under-18 World Championship.





CENTER ERIC STAAL 12



CAREER STATS REGULAR SEASON														PLAYOFFS				
SEASON	TEAM	LEAGUE	GP	G	A	P	+/-	PIM	PP	SH	GW	S	S%	GP	G	A	P	PIM
2001-01	Peterborough	OHL	63	19	30	49	17	23	3	0	1	--	--	7	2	5	7	4
2001-02	Peterborough	OHL	56	23	39	62	8	40	7	4	5	--	--	6	3	6	9	10
	Canada	WJ18	8	2	5	7	-6	4	1	0	1	17	11.8	--	--	--	--	--
2002-03	Peterborough	OHL	66	39	59	98	21	36	10	6	5	--	--	7	9	5	14	6
2003-04	Carolina	NHL	81	11	20	31	-6	40	2	1	3	164	6.7	--	--	--	--	--
2004-05	Lowell	AHL	77	26	51	77	37	88	2	7	4	224	11.6	11	2	8	10	12
2005-06	Carolina	NHL	82	45	55	100	-8	81	19	4	4	279	16.1	25	9	19	28	8
2006-07	Carolina	NHL	82	30	40	70	-6	68	12	1	1	288	10.4	--	--	--	--	--
	Canada	WC	9	5	5	10	6	6	1	0	0	30	16.7	--	--	--	--	--
2007-08	Carolina	NHL	82	38	44	82	-2	50	14	0	7	310	12.3	--	--	--	--	--
	Canada	WC	8	4	3	7	--	6	--	--	--	--	--	--	--	--	--	--
2008-09	Carolina	NHL	82	40	35	75	15	50	14	1	8	372	10.8	18	10	5	15	4
2009-10	Carolina	NHL	70	29	41	70	4	68	13	0	5	277	10.5	--	--	--	--	--
	Canada	Olympics	7	1	5	6	6	6	0	0	0	--	--	--	--	--	--	--
2010-11	Carolina	NHL	81	33	43	76	-10	72	12	3	8	296	11.2	--	--	--	--	--
2011-12	Carolina	NHL	82	24	46	70	-20	48	7	3	3	262	9.2	--	--	--	--	--
2012-13	Carolina	NHL	48	18	35	53	5	54	3	1	4	152	11.8	--	--	--	--	--
	Canada	WC	8	0	3	3	0	4	0	0	0	18	0.0	--	--	--	--	--
2013-14	Carolina	NHL	79	21	40	61	-13	74	1	2	0	230	9.1	--	--	--	--	--
2014-15	Carolina	NHL	77	23	31	54	-13	41	7	0	4	244	9.4	--	--	--	--	--
2015-16	Carolina	NHL	63	10	23	33	-3	32	1	0	0	159	6.3	--	--	--	--	--
	NY Rangers	NHL	20	3	3	6	1	2	0	0	0	40	7.5	5	0	0	0	4
2016-17	Minnesota	NHL	82	28	37	65	17	34	4	1	8	211	13.3	5	0	1	1	0
2017-18	Minnesota	NHL	82	42	34	76	8	42	11	2	4	241	17.4	5	1	1	2	2
2018-19	Minnesota	NHL	81	22	30	52	-7	34	7	0	6	215	10.2	--	--	--	--	--
2019-20	Minnesota	NHL	66	19	28	47	-9	28	5	0	5	113	16.8	4	1	4	5	2
NHL Totals			1,240	436	585	1,021	-47	818	314	19	70	3,853	11.3	62	21	30	51	20

SINGLE-GAME HIGHS	
Goals:	4, 3/7/09 at TBL
Assists:	4, (3x). Most recent: 3/8/15 vs. EDM
Points:	6, 3/7/09 at TBL (4+2)
Penalty Minutes:	26, 10/23/09 at COL
Shots:	12, 3/28/08 vs. ATL
Time On Ice:	29:43, 3/8/08 vs. BUF

LONGEST STREAKS	
Goals:	5 games, 1/21/10 at ATL to 1/28/10 vs. NYI
Assists:	11 games, 2/10/12 at COL to 3/6/12 at WSH
Points:	12 games, 2/8/12 at COL to 3/6/12 at WSH (7+14)

HAT TRICKS 14		
Date	Opponent	Goalie
Oct. 28, 2005	vs. Philadelphia	Antero Niittymaki
Jan. 15, 2006	vs. St. Louis	Curtis Sanford
Nov. 18, 2006	vs. Dallas	Marty Turco
Jan. 18, 2008	vs. Edmonton	Mathieu Garon (2), Dwayne Roloson (1)
Nov. 21, 2008	vs. Phoenix	Ilya Bryzgalov
Dec. 26, 2008	at Atlanta	Johan Hedberg
March 7, 2009	at Tampa Bay	Mike McKenna (2), Karri Ramo (2), Yann Danis (1), Joey MacDonald (2)
April 7, 2009	vs. NY Islanders	Ondrej Pavelec
Jan. 21, 2010	at Atlanta	Jaroslav Halak
April 8, 2010	vs. Montreal	Brian Elliott (2), Pascal Leclaire (1)
Nov. 17, 2010	vs. Ottawa	Jonas Hiller
Dec. 18, 2010	vs. Anaheim	Jhonas Enroth
Jan. 24, 2013	vs. Buffalo	Carter Hutton
Feb. 27, 2018	vs. St. Louis	

SHOOTOUT STATS			
Goals	Attempts	PCT	GDG
6	27	22.2	5

PENALTY SHOTS 3-FOR-8			
Date	Opponent	Goalie	Result
Dec. 8, 2006	at Vancouver	Roberto Luongo	Unsuccessful
Oct. 26, 2007	vs. Montreal	Cristobal Huet	Goal
Jan. 18, 2008	vs. Edmonton	Mathieu Garon	Goal
March 3, 2009	at Washington	Michal Neuvirth	Goal
Jan. 16, 2010	vs. Atlanta	Ondrej Pavelec	Unsuccessful
Oct. 28, 2011	vs. Chicago	Corey Crawford	Unsuccessful
March 7, 2013	vs. Montreal	Carey Price	Unsuccessful
Dec. 20, 2016	vs. Colorado	Semyon Varlamov	Unsuccessful

HONORS AND AWARDS	
Professional	
2004 NHL YoungStars Game	
2004 AHL All-Star Classic	
2006 Stanley Cup Champion	
2006 NHL Second All-Star Team	
2007 NHL All-Star Game	
2008 NHL All-Star Game	
2008 NHL All-Star Game MVP	
2009 NHL All-Star Game	
2011 NHL All-Star Game (Captain)	
2018 NHL All-Star Game	
2020 NHL All-Star Game	
International	
2007 IIHF World Championship Gold Medal	
2008 IIHF World Championship Silver Medal	
2009 Winter Olympics Gold Medal	
Amateur	
2003 OHL Second All-Star Team	
2003 CHL First All-Star Team	
2003 CHL Top Prospects Game	





TAJE THOMPSON

72

RIGHT WING

TAYJ TAHMP-suhn

Born October 30, 1997 in Phoenix, Arizona

6 ft 7 in | 219 lbs | Shoots Right

CONTRACT STATUS: Signed through 2022-23 (\$1.4 million AAV)

CAREER TRANSACTIONS: Acquired by Buffalo from St. Louis with Patrik Berglund, Vladimir Sobotka, a first-round pick in the 2019 NHL Draft and a second-round pick in the 2021 NHL Draft in exchange for Ryan O'Reilly, July 1, 2018; Selected by St. Louis in the first round (26th overall) of the 2016 NHL Draft.



NHL FIRSTS

Game: 10/4/17 at PIT
Goal: 12/21/17 at EDM
Assist: 1/2/18 vs. NJD

SEASON HIGHS | 2019-20

Man Games Lost: 49
Most Goals: N/A
Most Assists: N/A
Most Points: N/A
Most Shots: N/A
Highest TOI: 6:59, 11/17/19 at CHI

THOMPSON vs NHL

Team	GP	G	A	P	PIM
Anaheim	2	0	0	0	0
Arizona	3	0	0	0	0
Boston	6	0	0	0	0
Buffalo	1	0	0	0	0
Calgary	3	0	0	0	2
Carolina	3	0	0	0	0
Chicago	6	0	1	1	2
Colorado	4	0	0	0	2
Columbus	3	1	1	2	2
Dallas	5	1	0	1	2
Detroit	3	1	0	1	2
Edmonton	3	1	0	1	0
Florida	5	2	0	2	2
Los Angeles	2	0	1	1	0
Minnesota	3	0	0	0	2
Montreal	2	0	1	1	0
Nashville	3	0	0	0	0
New Jersey	4	0	2	2	0
NY Islanders	3	0	0	0	0
NY Rangers	4	0	1	1	2
Ottawa	3	0	0	0	0
Philadelphia	3	1	0	1	0
Pittsburgh	4	1	0	1	0
San Jose	4	0	1	1	0
St. Louis	2	0	0	0	0
Tampa Bay	4	2	0	2	0
Toronto	5	0	0	0	6
Vancouver	4	0	1	1	4
Vegas	3	0	0	0	2
Washington	5	0	2	2	2
Winnipeg	2	0	0	0	0
NHL Totals	107	10	11	21	32

2019-20 | HIGHLIGHTS

- Sustained a season-ending injury in his first NHL game of the 2019-20 season on Nov. 17 at Chicago.
- Was tied for the Rochester Americans' team lead with 12 points (6+6) and ranked second in the AHL with 67 shots at the time of his recall; had earned a three-star selection in five of the Amerks' 16 games up to that point.
- Logged two goals, including the overtime game-winner, in Rochester's season-opener on Oct. 4 vs. Syracuse.
- Scored the game-deciding goal in a 3-2 shootout victory for the Americans on Oct. 13 at Hartford.

PROFESSIONAL CAREER | HIGHLIGHTS

- Appeared in his 100th NHL game on March 12, 2019 vs. Dallas.
- Set career-high totals in games played (65), goals (7) and points (12) in his first season with the Sabres in 2018-19.
- Made his NHL debut on Oct. 4, 2017 at Pittsburgh as a member of the St. Louis Blues.
- Recorded his first NHL point with a goal on Dec. 21, 2017 at Edmonton.
- Played in 30 AHL games with the San Antonio Rampage in 2017-18, setting career-high AHL totals in games played, goals (8), assists (10) and points (18) in his second professional season.
- Appeared in 16 games with the Chicago Wolves (AHL) in 2016-17 after wrapping up his sophomore season at the University of Connecticut.
- Made his professional debut as a member of the Wolves on March 11, 2017 at Milwaukee.
- Recorded his first professional point with an assist on March 22, 2017 at Cleveland.
- Scored his first professional goal on April 1, 2017 vs. Cleveland.
- Appeared in all 10 postseason games with the Wolves during the 2017 Calder Cup Playoffs, totaling three points (2+1).

AMATEUR CAREER | HIGHLIGHTS

- Spent two seasons at the University of Connecticut (Hockey East), totaling 64 points (33+31) in 70 games.
- Was selected as a member of the 2017 Hockey East Third All-Star Team after leading all Huskies in goals (19) and points (32) as a sophomore.
- Ranked second among all UConn skaters in goals (14), assists (18) and points (32) during his freshman season in 2015-16.
- Led all NCAA players with 13 power-play goals as a freshman in 2015-16.

INTERNATIONAL CAREER | HIGHLIGHTS

- Made his debut with the United States' senior national team at the 2018 IIHF World Championship in Denmark, tallying three points (1+2) in 10 games and earning a bronze medal.
- Recorded five points (1+4) in seven games at the 2017 IIHF World Junior Championship in Canada, helping the United States to a gold medal.
- Won a gold medal with the United States at the 2015 IIHF Under-18 World Championship in Switzerland.





RIGHT WING
TAGE
THOMPSON **72**



CAREER STATS REGULAR SEASON														PLAYOFFS				
SEASON	TEAM	LEAGUE	GP	G	A	P	+/-	PIM	PP	SH	GW	S	S%	GP	G	A	P	PIM
2014-15	USNTDP	USHL	25	7	7	14	10	20	2	0	1	26	26.9	--	--	--	--	--
	United States	WJ18	7	0	1	1	1	2	0	0	0	1	0.0	--	--	--	--	--
2015-16	UConn	H-East	36	14	18	32	-14	12	13	0	2	97	14.4	--	--	--	--	--
2016-17	UConn	H-East	34	19	13	32	-6	24	7	0	3	123	15.4	--	--	--	--	--
	Chicago	AHL	16	1	1	2	1	2	0	0	0	21	4.8	10	2	1	3	4
2017-18	United States	WJC	7	1	4	5	4	4	0	0	1	15	6.7	--	--	--	--	--
	St. Louis	NHL	41	3	6	9	-12	12	0	0	0	55	5.5	--	--	--	--	--
	San Antonio	AHL	30	8	10	18	-4	4	2	0	1	84	9.5	--	--	--	--	--
2018-19	United States	WC	10	1	2	3	3	16	0	0	0	8	0.0	--	--	--	--	--
	Buffalo	NHL	65	7	5	12	-22	20	1	0	0	108	6.5	--	--	--	--	--
2019-20	Rochester	AHL	8	6	3	9	6	4	2	0	3	26	23.1	3	2	0	2	2
	Rochester	AHL	16	6	6	12	5	8	1	0	1	67	9.0	--	--	--	--	--
	Buffalo	NHL	1	0	0	0	0	0	0	0	0	0	0.0	--	--	--	--	--
NHL Totals			107	10	11	21	-34	32	1	0	0	163	6.1	--	--	--	--	--
Buffalo Totals			66	7	5	12	-22	20	1	0	0	108	6.5	--	--	--	--	--

SINGLE-GAME HIGHS

Goals: 1, (10x). **Most recent:** 1/29/19 at CBJ
Assists: 1, (11x). **Most recent:** 3/7/19 at CHI
Points: 1, (21x). **Most recent:** 3/7/19 at CHI (0+1)
Penalty Minutes: 4, (2x). **Most recent:** 12/4/18 vs. TOR
Shots: 6, 1/8/19 vs. NJD
Time On Ice: 16:19, 12/31/18 vs. NYI

LONGEST STREAKS

Goals: 2 games, 11/19/18 at PIT to 11/21/18 vs. PHI
Assists: N/A
Points: 3 games, 11/24/18 at DET to 11/29/18 at TBL (2+1)

HAT TRICKS | 0

Date	Opponent	Goalie
N/A		

SHOOTOUT STATS

Goals	Attempts	PCT	GDG
1	3	33.3	0

PENALTY SHOTS | 0-FOR-0

Date	Opponent	Goalie	Result
N/A			

HONORS AND AWARDS

International
 2015 IIHF U18 World Championship Gold Medal
 2017 IIHF World Junior Championship Gold Medal
 2018 IIHF World Championship Bronze Medal

Amateur
 2017 Hockey East Third All-Star Team





LINUS ULLMARK

35

GOALTENDER

LEE-nuhs UHL-mahrk

Born July 31, 1993 in Lugnvik, Sweden
6 ft 4 in | 215 lbs | Catches Left

CONTRACT STATUS: Signed through 2020-21 (\$2.6 million AAV)

CAREER TRANSACTIONS: Selected by Buffalo in the sixth round (163rd overall) of the 2012 NHL Draft.



NHL FIRSTS

Game: 10/24/15 vs. NJD
Win: 10/30/15 vs. PHI
Shutout: 10/13/18 at ARI

SEASON HIGHS | 2019-20

Man Games Lost: 17
Most Shots Faced: 45, (2x). **Most recent:** 12/2/19 vs. NJD
Most Saves: 44, 12/2/19 vs. NJD
Longest Winning Streak: 3 games, (2x). **Most recent:** 1/12/20 at DET to 1/16/20 at DAL
Longest Shutout Sequence: 83:27, 10/19/19 at SJS to 11/1/19 at WSH

ULLMARK vs NHL

Team	GP	W-LOT	SO	GA	GAA	SV%
Anaheim	2	1-1-0	1	4	2.00	.943
Arizona	2	1-0-0	1	1	0.66	.980
Boston	5	1-4-0	0	12	2.46	.921
Buffalo	0	0-0-0	0	0	0.00	.000
Calgary	3	1-1-1	0	10	3.33	.890
Carolina	2	0-1-1	0	10	4.92	.831
Chicago	1	0-0-0	0	2	6.32	.714
Colorado	0	0-0-0	0	0	0.00	.000
Columbus	4	1-1-2	0	14	3.49	.914
Dallas	4	1-3-0	0	6	1.53	.946
Detroit	7	5-0-2	1	14	1.94	.940
Edmonton	4	2-1-0	0	10	3.05	.886
Florida	8	5-2-1	0	22	2.72	.929
Los Angeles	4	4-0-0	0	7	1.71	.928
Minnesota	4	3-1-0	0	11	2.72	.921
Montreal	2	0-1-0	0	6	3.64	.889
Nashville	4	1-3-0	0	12	3.50	.897
New Jersey	4	1-3-0	0	9	2.31	.921
NY Islanders	5	3-1-1	0	10	1.97	.928
NY Rangers	2	0-1-0	0	6	4.04	.846
Ottawa	4	2-2-0	0	9	2.37	.921
Philadelphia	2	1-1-0	0	7	3.50	.899
Pittsburgh	1	1-0-0	0	3	2.81	.932
San Jose	1	1-0-0	0	3	3.00	.906
St. Louis	4	1-2-1	0	10	2.46	.913
Tampa Bay	5	0-5-0	0	19	4.51	.861
Toronto	5	1-3-1	0	18	3.96	.874
Vancouver	3	1-2-0	0	11	3.69	.879
Vegas	1	1-0-0	0	2	2.00	.923
Washington	3	1-2-0	0	10	3.28	.895
Winnipeg	1	1-0-0	0	2	2.00	.955
NHL Totals	97	41-41-10	3	260	2.81	.911

2019-20 | HIGHLIGHTS

- Stopped eight of nine total shootout attempts to go 2-0 in shootouts and finished the season with the best career shootout save percentage in Sabres history (.840).
- Posted his third career shutout by stopping all 41 shots faced on Oct. 25 at Detroit.
- Tied his previous career high with 44 saves in a 7-1 win vs. New Jersey on Dec. 2, improving to 4-0-1 when facing at least 40 shots in 2019-20.
- Logged eight straight starts for the Sabres from Dec. 21 vs. Los Angeles to Jan. 9 at St. Louis.
- Allowed just four goals on 122 even-strength shots faced (.967) in five consecutive team games from Jan. 12 at Detroit to Jan. 28 vs. Ottawa.

PROFESSIONAL CAREER | HIGHLIGHTS

- Currently owns the fourth-best career shootout save percentage (.840) of any goaltender in NHL history with at least 20 shots faced in the shootout; his four wins through six career shootouts trail only Ryan Miller (49) and Jhonas Enroth (10) for most in franchise history.
- Has a 9-3-3 career record when facing at least 40 shots.
- Went 21-12-10 (.605) in 44 games in his third season with the Rochester Americans in 2017-18, logging his best AHL points percentage (.605), save percentage (.922) and goals-against average (2.44), and earning a spot in the 2017 AHL All-Star Classic.
- Stopped 27 of 28 shots on Oct. 30, 2015 vs. Philadelphia to earn his first NHL win; became the youngest goaltender (22 years, 92 days) to earn a win for the Sabres since Mika Noronen (21 years, 111 days) did so on Oct. 5, 2000 vs. Chicago.
- Started four straight games for Buffalo from Oct. 30 to Nov. 5, 2015, becoming the first Sabres goaltender to make four straight team starts in his first NHL season since Ryan Miller did so from Dec. 31, 2002 to Jan. 10, 2003.
- Stopped a career-high 51 shots – the most by an AHL goaltender in a single game in 2015-16 and the most by a Rochester goalie in more than six years – on Feb. 20, 2016 at Syracuse.
- Helped Modo avoid relegation following his second full SHL season, posting a 4-0 postseason record with a 0.50 goals-against average and a .980 save percentage.
- Led all SHL goaltenders with a .931 save percentage in his first full professional season in 2013-14, earning the Honken Trophy as the league's top goaltender.
- Made his professional playoff debut with a 1-1-0 record, a 1.47 goals-against average and a .955 save percentage in two playoff games for Modo in 2012-13.

AMATEUR CAREER | HIGHLIGHTS

- Played the majority of the 2012-13 season with Modo's under-20 team and won the league's Best Goaltender award after going 18-5-0 with a 2.04 goals-against average and a .924 save percentage.
- Wrapped up the 2012-13 season by guiding Modo's under-20 team to the SuperElit silver medal with a 4-1 postseason record, posting a 1.39 goals-against average and a .947 save percentage.
- Posted the best goals-against average (2.35) in the Swedish under-18 Allsvenskan in 2010-11.

INTERNATIONAL CAREER | HIGHLIGHTS

- Did not play but was a member of the bronze-medal winning Swedish team at the 2014 IIHF World Championship.





GOALTENDER
LINUS
ULLMARK **35**



CAREER STATS REGULAR SEASON												PLAYOFFS								
SEASON	TEAM	LEAGUE	GP	W	L	OT	SO	GA	SV%	GAA	MIN	GP	W	L	SO	GA	SV%	GAA	MIN	
2008-09	Kramfors U18	SWE-U18	14	--	--	--	0	54	.895	3.93	894	--	--	--	--	--	--	--	--	
2009-10	Modo U18	SWE-U18	4	--	--	--	--	--	.893	3.00	--	--	--	--	--	--	--	--	--	
	Modo U18	SWE-U18-A	4	--	--	--	--	--	.894	3.34	--	2	--	--	0	7	.896	3.50	120	
2010-11	Kramfors U18	SWE-U18	2	--	--	--	0	11	.820	5.50	120	--	--	--	--	--	--	--	--	
	Modo U18	SWE-U18-A	13	--	--	--	--	--	.913	2.35	--	2	--	--	0	6	.850	3.49	103	
	Modo U18	SWE-U18	11	--	--	--	--	--	.925	2.05	--	--	--	--	--	--	--	--	--	
2011-12	Modo Jr.	SWE-Jr.	1	--	--	--	0	2	.923	2.00	60	--	--	--	--	--	--	--	--	
	Modo Jr.	SWE-Jr.	25	14	11	--	1	70	.918	2.76	1,521	5	3	1	1	9	.927	2.24	242	
2012-13	Modo	SHL	3	0	2	--	0	8	.889	3.24	149	--	--	--	--	--	--	--	--	
	Modo Jr.	SWE-Jr.	23	18	5	0	2	46	.924	2.04	1,352	5	4	1	1	1	.947	1.39	304	
	Modo	SHL	6	3	1	0	0	11	.934	2.07	320	2	1	1	0	3	.955	1.47	123	
2013-14	Mora	SWE-2	6	4	2	0	0	12	.904	2.10	343	--	--	--	--	--	--	--	--	
	Modo	SHL	35	17	16	0	3	71	.931	2.08	2,043	2	0	2	0	9	.899	4.24	127	
2014-15	Modo	SHL	35	12	20	0	1	100	.905	3.12	1,926	4	4	0	2	2	.980	0.50	240	
2015-16	Rochester	AHL	28	10	16	0	0	90	.902	3.41	1,582	--	--	--	--	--	--	--	--	
	Buffalo	NHL	20	8	10	2	0	49	.913	2.60	1,131	--	--	--	--	--	--	--	--	
2016-17	Rochester	AHL	55	26	27	2	1	153	.909	2.87	3,202	--	--	--	--	--	--	--	--	
	Buffalo	NHL	1	0	1	0	0	3	.917	3.05	59	--	--	--	--	--	--	--	--	
2017-18	Rochester	AHL	44	21	12	10	2	105	.922	2.44	2,579	3	0	3	0	16	.800	5.50	175	
	Buffalo	NHL	5	1	2	0	0	8	.935	2.00	241	--	--	--	--	--	--	--	--	
2018-19	Buffalo	NHL	37	15	14	5	2	109	.905	3.11	2,102	--	--	--	--	--	--	--	--	
	Buffalo	NHL	34	17	14	3	1	91	.915	2.69	2,027	--	--	--	--	--	--	--	--	
NHL Totals			97	41	41	10	3	260	.911	2.81	5,559	--	--	--	--	--	--	--	--	
Buffalo Totals			97	41	41	10	3	260	.911	2.81	5,559	--	--	--	--	--	--	--	--	--

SINGLE-GAME HIGHS

Most Shots Faced: 46, 12/1/15 at DET
Most Saves: 44, (2x). **Most recent:** 12/2/19 vs. NJD
Most Saves in Shutout: 41, 10/25/19 at DET

LONGEST STREAKS

Longest Winning Streak: 4 games, 12/11/18 vs. LAK to 1/3/19 vs. FLA
Longest Shutout Sequence: 100:02, 12/16/18 at BOS to 1/3/19 vs. FLA

SHUTOUTS | 3

Date	Opponent	Score	Saves
Oct. 13, 2018	at Arizona	3-0	36
Dec. 22, 2018	vs. Anaheim	3-0	40
Oct. 25, 2019	at Detroit	2-0	41

PENALTY SHOTS | 1-FOR-1

Date	Opponent	Shooter	Result
Dec. 16, 2018	at Boston	Ryan Donato	No Goal

SHOOTOUT STATS

Goals Against	Shots Against	Save Percentage	Record
4	25	.840	4-2

HONORS AND AWARDS

Professional
 2014 SHL Goalie of the Year
 2016 AHL All-Star Classic
 2017 AHL All-Star Classic

International
 2014 IIHF World Championship Bronze Medal

Amateur
 2013 U20 SM Silver Medal
 2013 SuperElit Best Goaltender





2020 - 2021 ROCHESTER AMERICANS PLAYER PROFILES



RASMUS ASPLUND CENTER

December 3, 1997 | Filipstad, Sweden | 5 ft 11 in | 189 lbs

Shoots Left



Selected by Buffalo in the second round (33rd overall) of the 2016 NHL Draft.

CAREER | HIGHLIGHTS

- Began and finished the 2019-20 season with the Rochester Americans (AHL); led all Amerks with seven assists in 13 games leading up to his first NHL recall on Nov. 15, 2019.
- Made his NHL debut with Buffalo on Nov. 16, 2019 vs. Ottawa, recorded his first NHL point on Nov. 27, 2019 vs. Calgary and scored his first NHL goal on Dec. 2, 2019 vs. New Jersey.
- Led the Sabres with 7:36 of penalty kill time on Nov. 18, 2019 vs. Minnesota, marking the most shorthanded ice time in game by an NHL rookie since the 2010-11 season.
- Made his North American debut in 2018-19 with the Americans, ranking second on the team with 31 assists as a rookie; recorded 23 of his 41 points in the final 22 games of the season.
- Skated in a career-high 50 games in his fourth season with Färjestad BK (SHL) in 2017-18 and set personal bests in goals (8), assists (20) and points (28) while serving as an alternate captain.
- Represented Sweden at the 2017 IIHF World Junior Championship, leading the team in faceoff percentage (64.0%) and tying for fifth in the tournament with six assists while serving as an alternate captain.
- Recorded five points (3+2) in seven contests with Sweden at the 2016 IIHF World Junior Championship in Helsinki, Finland.
- Made his professional debut as a 16-year-old with Färjestad in 2014-15, tallying three points (2+1) in 35 games and skating in three postseason contests with the team.
- Also appeared in 19 games as an alternate captain for Färjestad's SuperElit team in 2014-15, leading the league in faceoff percentage (68.1%) and leading all Färjestad players with at least five games played in points per game (1.32).
- Led Sweden in faceoff percentage (56.4%) and posted five points (2+3) while serving as the team's captain during the 2015 IIHF Under-18 World Championship.
- Made his U-20 debut at age 15 in the 2013-14 Swedish SuperElit season, totaling 14 points (7+7) in 38 regular-season contests and adding a goal in four playoff games to help Färjestad capture a silver medal.
- Served as captain of Team Sweden at the 2014 World Under-17 Hockey Challenge and posted three points (2+1) in five games for Sweden at the 2014 Ivan Hlinka Memorial Tournament.

CAREER STATS | REGULAR SEASON


PLAYOFFS

SEASON	TEAM	LEAGUE	GP	G	A	P	+/-	PIM	PP	SH	GW	S	S%	GP	G	A	P	PIM
2012-13	Färjestad U18	SWE-U18	16	6	9	15	19	6	1	0	1	36	16.7	--	--	--	--	--
	Färjestad U18	SWE-U18-A	15	4	6	10	3	14	0	0	0	42	9.5	2	0	0	0	0
2013-14	Färjestad Jr.	SWE-Jr.	38	7	7	14	-14	12	1	1	3	64	10.9	4	1	0	1	0
	Färjestad U18	SWE-U18	10	6	10	16	11	37	1	1	0	31	19.4	--	--	--	--	--
	Färjestad U18	SWE-U18-A	7	6	5	11	9	4	0	1	1	34	17.7	4	7	2	9	2
2014-15	Färjestad	SHL	35	2	1	3	0	4	1	0	1	16	12.5	3	0	0	0	0
	Färjestad Jr.	SWE-Jr.	19	8	17	25	16	14	1	0	2	61	13.1	6	3	4	7	0
	Sweden	WJ18	5	2	3	5	-2	8	1	0	0	12	16.7	--	--	--	--	--
2015-16	Färjestad	SHL	46	4	8	12	10	16	0	0	0	41	9.8	3	0	0	0	0
	Sweden	WJC	7	3	2	5	3	6	0	0	0	12	25.0	--	--	--	--	--
2016-17	Färjestad	SHL	39	6	13	19	3	10	0	0	1	45	13.3	5	0	3	3	0
	Sweden	WJC	7	1	6	7	5	0	0	0	0	8	12.5	--	--	--	--	--
2017-18	Färjestad	SHL	50	8	20	28	4	20	0	1	1	64	12.5	6	0	0	0	6
2018-19	Rochester	AHL	75	10	31	41	7	26	2	1	0	117	8.5	3	0	0	0	0
2019-20	Rochester	AHL	33	3	16	19	-7	2	1	0	0	60	5.0	--	--	--	--	--
	Buffalo	NHL	29	1	2	3	-4	6	0	0	0	36	2.8	--	--	--	--	--
	NHL Totals		29	1	2	3	-4	6	0	0	0	36	2.8	--	--	--	--	--
	Buffalo Totals		29	1	2	3	-4	6	0	0	0	36	2.8	--	--	--	--	--



2020 - 2021 ROCHESTER AMERICANS

PLAYER PROFILES



BRANDON BIRO LEFT WING

March 11, 1998 | Sherwood Park, Alberta | 5 ft 11 in | 167 lbs

Shoots Left



Signed by Buffalo as an unrestricted free agent, March 18, 2020.

CAREER | HIGHLIGHTS

- Finished his NCAA career ranked in Penn State's all-time top 10 in career goals (T-8th), assists (3rd) and points (4th).
- Earned Academic All-Big Ten honors in each of his final three collegiate seasons.
- Recorded a point per game as captain in his senior season with Penn State in 2019-20, leading the Nittany Lions to a 20-10-4 record, including a 12-8-4 conference record that topped the Big Ten.
- Was selected as an All-Big Ten Honorable Mention after recording NCAA career-high totals in goals (16), assists (24) and points (40) in 37 games as a junior in 2018-19.
- Won a Big Ten championship with the Nittany Lions as a freshman in 2016-17.
- Scored Penn State's first-ever NCAA Tournament goal on March 25, 2017 at Union.
- Won a gold medal with Canada West at the 2015 World Junior A Challenge.
- Prior to beginning his collegiate career, spent two seasons with the Spruce Grove Saints (AJHL), earning league Rookie of the Year honors and helping the Saints to a championship in 2014-15.

CAREER STATS | REGULAR SEASON

REGULAR SEASON														PLAYOFFS				
SEASON	TEAM	LEAGUE	GP	G	A	P	+/-	PIM	PP	SH	GW	S	S%	GP	G	A	P	PIM
2014-15	Spruce Grove	AJHL	57	21	33	54	--	18	--	--	--	--	--	16	7	7	14	2
2015-16	Spruce Grove	AJHL	40	32	25	57	--	6	--	--	--	--	--	14	10	10	20	2
2016-17	Penn State	Big Ten	39	6	14	20	-4	19	2	0	0	78	7.7	--	--	--	--	--
2017-18	Penn State	Big Ten	37	9	22	31	7	18	2	0	1	96	9.4	--	--	--	--	--
2018-19	Penn State	Big Ten	37	16	24	40	15	4	2	0	4	97	16.5	--	--	--	--	--
2019-20	Penn State	Big Ten	25	10	15	25	7	8	3	0	1	88	11.4	--	--	--	--	--





2020 - 2021 ROCHESTER AMERICANS

PLAYER PROFILES



WILLIAM BORGEN DEFENSEMAN

December 19, 1996 | Moorhead, Minnesota | 6 ft 3 in | 205 lbs | Shoots Right



Selected by Buffalo in the fourth round (92nd overall) of the 2015 NHL Draft.

CAREER | HIGHLIGHTS

- Appeared in 61 games for the Rochester Americans (AHL) in 2019-20, tying for the team lead; also led the team with 76 penalty minutes.
- Totaled 14 points (3+11) in 71 AHL games with the Americans during his first full professional season in 2018-19.
- Made his NHL debut with Buffalo on March 26, 2019 at Ottawa; appeared in four NHL games in 2018-19, averaging 16:33 of ice time per game.
- Joined the Americans for eight games following the completion of his collegiate career; made his professional debut on March 30, 2018 vs. Charlotte.
- Completed his junior year at St. Cloud State University (NCHC) in 2017-18 with a career-high 15 points (2+13) in 36 games, helping the Huskies to an appearance in the NCAA tournament.
- Earned the 2018 National Collegiate Hockey Conference's Defensive Defenseman of the Year award and was selected to the 2018 All-NCHC Honorable Mention All-Star team.
- One of four collegiate players nationally to be named to the 2018 United States Olympic Men's Hockey Team; did not dress during the tournament.
- Earned a spot on the 2017 NCHC All-Academic Team.
- Named to the NCHC All-Rookie team after recording 14 points (1+13) in 37 regular-season games as a freshman and helping St. Cloud State to the 2016 NCHC title.
- Captured a bronze medal with the United States at the 2016 IIHF World Junior Championship in Helsinki, Finland.

CAREER STATS | REGULAR SEASON

PLAYOFFS


SEASON	TEAM	LEAGUE	GP	G	A	P	+/-	PIM	PP	SH	GW	S	S%	GP	G	A	P	PIM
2012-13	Moorhead	Minn. H.S.	24	3	16	19	--	22	--	--	--	--	--	3	0	1	1	0
2013-14	Moorhead	Minn. H.S.	24	6	10	16	--	35	--	--	--	--	--	3	2	3	5	2
	Great Plains	Minn. H.S.	13	4	3	7	--	8	--	--	--	--	--	2	0	1	1	2
2014-15	Moorhead	Minn. H.S.	24	5	21	26	--	64	--	--	--	--	--	3	1	1	2	6
	Omaha	USHL	18	1	7	8	--	0	0	0	0	37	2.7	3	0	0	0	0
	Great Plains	Minn. H.S.	17	1	6	7	--	41	--	--	--	--	--	3	0	2	2	2
2015-16	St. Cloud State	NCHC	37	1	13	14	17	36	0	0	0	31	3.2	--	--	--	--	--
	United States	WJC	7	0	3	3	6	2	0	0	0	6	0.0	--	--	--	--	--
2016-17	St. Cloud State	NCHC	33	2	10	12	4	60	0	0	0	41	4.9	--	--	--	--	--
2017-18	St. Cloud State	NCHC	36	2	13	15	9	68	1	0	1	54	3.7	--	--	--	--	--
	Rochester	AHL	8	0	0	0	0	0	0	0	0	8	0.0	--	--	--	--	--
2018-19	Rochester	AHL	71	3	11	14	8	56	0	0	0	66	4.5	3	0	0	0	0
	Buffalo	NHL	4	0	0	0	-5	0	0	0	0	2	0.0	--	--	--	--	--
2019-20	Rochester	AHL	61	1	10	11	6	76	0	0	1	73	1.4	--	--	--	--	--
	NHL Totals			4	0	0	0	-5	0	0	0	2	0.0	--	--	--	--	--
	Buffalo Totals			4	0	0	0	-5	0	0	0	2	0.0	--	--	--	--	--





2020 - 2021 ROCHESTER AMERICANS

PLAYER PROFILES



JACOB BRYSON DEFENSESMAN

November 18, 1997 | London, Ontario | 5 ft 9 in | 175 lbs

Shoots Left



Selected by Buffalo in the fourth round (99th overall) of the 2017 NHL Draft.

CAREER | HIGHLIGHTS

- Made his professional debut in 2019-20 with the Rochester Americans (AHL), tying for the team lead with 61 games played.
- His 27 points (4+23) in 2019-20 led all Amerks rookies and ranked second among the team's defensemen, earning him team Rookie of the Year and Most Improved Player awards.
- Served as an alternate captain in his sophomore and junior seasons at Providence College (Hockey East).
- Set collegiate career-high totals as a junior in 2018-19 in games played (42), assists (24) and points (28), also tying his previous high with four goals; helped lead the Friars to an appearance in the 2019 NCAA Frozen Four in Buffalo, recording an assist in each of Providence's three NCAA tournament games.
- Earned a spot on the 2019 Hockey East Second All-Star Team and received the Len Ceglarski Award as the conference's most sportsmanlike player for the second consecutive season.
- Led the Friars with 20 assists as a sophomore in 2017-18 and earned several honors for the season, including spots on the Hockey East First All-Star Team and the Hockey East All-Tournament Team.
- Ranked 10th among USHL rookies and led all rookie defensemen with 31 points (3+28) in his lone USHL season with the Omaha Lancers in 2015-16, earning a spot on the USHL All-Rookie Team; also ranked fourth among all Lancers skaters in points and second in assists.

CAREER STATS | REGULAR SEASON

SEASON	TEAM	LEAGUE	GP	G	A	P	+/-	PIM	PP	SH	GW	S	S%
2015-16	Omaha	USHL	56	3	28	31	-8	36	1	0	0	66	4.5
2016-17	Providence College	H-East	39	3	17	20	0	12	2	0	1	50	6.0
2017-18	Providence College	H-East	40	4	21	25	16	18	0	0	0	82	4.9
2018-19	Providence College	H-East	42	4	24	28	17	8	1	0	0	84	4.8
2019-20	Rochester	AHL	61	4	23	27	8	34	0	1	1	96	4.2

PLAYOFFS

GP	G	A	P	PIM
--	--	--	--	--
--	--	--	--	--
--	--	--	--	--
--	--	--	--	--
--	--	--	--	--





2020 - 2021 ROCHESTER AMERICANS

PLAYER PROFILES



BRANDON DAVIDSON DEFENSEMAN

August 21, 1991 | Taber, Alberta | 6 ft 2 in | 209 lbs

Shoots Left



Signed by Buffalo as an unrestricted free agent, Oct. 9, 2020.

CAREER | HIGHLIGHTS

- Set an AHL career high with 20 points (3+17) for the Stockton Heat in 2019-20, leading regular team defensemen in points per game; also appeared in 12 NHL games with the Calgary Flames and San Jose Sharks.
- Appeared in his 100th career NHL game as a member of the Montreal Canadiens on April 7, 2017 vs. Tampa Bay.
- Made his NHL playoff debut with three games for the Canadiens in 2017.
- Played in a career-high 51 NHL games in 2015-16, leading the Edmonton Oilers with a plus-7 rating.
- Made his NHL debut with the Oilers on Dec. 10, 2014 at Anaheim and scored his first NHL goal on March 30, 2015 at Colorado.
- Awarded the Fred T. Hunt Memorial Award following his first full professional season in 2012-13 as the AHL player best exemplifying "sportsmanship, determination and dedication to hockey."
- Named to the WHL Eastern Conference Second All-Star Team in 2012 after a 49-point campaign as the captain of the Regina Pats in his final junior season.
- Ranked third among Regina skaters and tied for 11th among all WHL defensemen with a career-high 51 points (8+43) in 2010-11.
- Selected as Regina's Rookie of the Year in 2010 after leading the team's rookies with 34 points and ranking third among all Pats with 33 assists.

CAREER STATS | REGULAR SEASON

PLAYOFFS

SEASON	TEAM	LEAGUE	GP	G	A	P	+/-	PIM	PP	SH	GW	S	S%	GP	G	A	P	PIM
2009-10	Regina	WHL	59	1	33	34	15	37	1	0	0	--	--	--	--	--	--	--
2010-11	Regina	WHL	72	8	43	51	-5	71	5	0	0	--	--	--	--	--	--	--
	Oklahoma City	AHL	1	0	0	0	1	0	0	0	0	1	0.0	1	0	0	0	0
2011-12	Regina	WHL	69	13	36	49	26	83	4	0	1	--	--	4	0	1	1	6
2012-13	Oklahoma City	AHL	26	2	3	5	4	14	0	0	0	36	5.6	17	0	6	6	2
	Stockton	ECHL	11	7	5	12	7	4	3	0	3	28	25.0	--	--	--	--	--
2013-14	Oklahoma City	AHL	68	5	8	13	-5	58	0	0	2	86	5.8	3	0	1	1	0
2014-15	Oklahoma City	AHL	55	4	6	10	10	43	0	0	2	97	4.1	10	1	1	2	12
	Edmonton	NHL	12	1	0	1	-5	0	0	0	0	7	14.3	--	--	--	--	--
2015-16	Edmonton	NHL	51	4	7	11	7	20	2	1	0	63	6.4	--	--	--	--	--
2016-17	Edmonton	NHL	28	0	1	1	1	16	0	0	0	29	0.0	--	--	--	--	--
	Montreal	NHL	10	0	2	2	-3	4	0	0	0	13	0.0	3	0	0	0	0
2017-18	Montreal	NHL	13	0	1	1	-3	9	0	0	0	13	0.0	--	--	--	--	--
	Edmonton	NHL	23	3	1	4	-2	10	0	0	0	28	10.7	--	--	--	--	--
	NY Islanders	NHL	15	1	1	2	-8	4	0	0	0	22	4.6	--	--	--	--	--
2018-19	Chicago	NHL	10	0	1	1	-4	15	0	0	0	7	0.0	--	--	--	--	--
	Rockford	AHL	6	1	0	1	0	5	0	0	1	13	7.7	--	--	--	--	--
2019-20	Stockton	AHL	34	3	17	20	6	19	1	0	0	78	3.8	--	--	--	--	--
	Calgary	NHL	7	0	0	0	-2	0	0	0	0	13	0.0	--	--	--	--	--
	San Jose	NHL	5	0	0	0	-1	0	0	0	0	4	0.0	--	--	--	--	--
NHL Totals			174	9	14	23	-20	78	2	0	0	199	4.5	3	0	0	0	0





2020 - 2021 ROCHESTER AMERICANS PLAYER PROFILES



JEAN-SEBASTIEN DEA CENTER

February 8, 1994 | Laval, Quebec | 5 ft 11 in | 168 lbs

Shoots Right



Signed by Buffalo as an unrestricted free agent, July 1, 2019.

CAREER | HIGHLIGHTS

- In 57 games with the Rochester Americans (AHL) in 2019-20, led the team in assists (24) and points (39) and tied for the lead in goals (15); also appeared in three games with the Sabres.
- Appeared in a career-high 23 NHL games with the Pittsburgh Penguins and New Jersey Devils in 2018-19, also setting career-high totals with four goals, two assists and six points.
- Totaled 44 points (17+27) despite playing in just 46 AHL games in 2018-19; his career-best .96 points per game ranked 20th among AHL players with at least 40 games played.
- Set AHL career highs in assists (32) and points (50) in the 2017-18 season with the Wilkes-Barre/Scranton Penguins, ranking second on the team in both categories.
- Made his NHL debut with Pittsburgh on April 9, 2017 at NY Rangers; appeared in five NHL games for the Penguins during the next season, scoring his first career goal – a game-winner – on Jan. 23, 2018 vs. Carolina.
- Led all Rouyn-Noranda Huskies (QMJHL) in goals and ranked second in points in both the 2012-13 and 2013-14 seasons; also ranked among the league's top 10 goal scorers in both seasons.
- Helped the Huskies to the QMJHL semifinals in 2013, leading the team and ranking sixth in the league with 12 playoff goals.

CAREER STATS | REGULAR SEASON

PLAYOFFS

SEASON	TEAM	LEAGUE	GP	G	A	P	+/-	PIM	PP	SH	GW	S	S%	GP	G	A	P	PIM
2011-12	Rouyn-Noranda	QMJHL	50	17	15	32	-5	42	4	0	3	71	23.9	4	1	2	3	0
2012-13	Rouyn-Noranda	QMJHL	68	45	40	85	21	59	25	2	4	157	28.7	14	12	9	21	24
2013-14	Rouyn-Noranda	QMJHL	65	49	26	75	4	53	17	6	8	249	19.7	9	6	3	9	12
	Wilkes-Barre/Scranton	AHL	1	0	0	0	0	0	0	0	0	1	0.0	--	--	--	--	--
2014-15	Wilkes-Barre/Scranton	AHL	43	10	11	21	1	16	7	0	3	88	11.4	4	0	0	0	2
	Wheeling	ECHL	14	4	3	7	2	6	1	0	0	47	8.5	--	--	--	--	--
2015-16	Wilkes-Barre/Scranton	AHL	75	20	16	36	13	36	4	0	5	147	13.6	10	0	0	0	18
2016-17	Wilkes-Barre/Scranton	AHL	73	18	16	34	13	59	2	0	5	124	14.5	5	2	1	3	4
	Pittsburgh	NHL	1	0	0	0	0	2	0	0	0	1	0.0	--	--	--	--	--
2017-18	Wilkes-Barre/Scranton	AHL	70	18	32	50	20	69	3	4	1	145	12.4	3	0	1	1	0
	Pittsburgh	NHL	5	1	0	1	1	2	0	0	1	1	100.0	--	--	--	--	--
2018-19	Wilkes-Barre/Scranton	AHL	26	6	16	22	-6	40	3	0	1	71	8.5	--	--	--	--	--
	Springfield	AHL	20	11	11	22	-6	18	5	0	1	47	23.4	--	--	--	--	--
	Pittsburgh	NHL	3	1	0	1	1	2	0	0	0	2	50.0	--	--	--	--	--
	New Jersey	NHL	20	3	2	5	-1	6	0	0	1	27	11.1	--	--	--	--	--
2019-20	Rochester	AHL	57	15	24	39	6	32	5	2	2	113	13.3	--	--	--	--	--
	Buffalo	NHL	3	0	0	0	0	0	0	0	0	0	0.0	--	--	--	--	--
	NHL Totals		32	5	2	7	1	12	0	0	2	31	16.1	--	--	--	--	--
	Buffalo Totals		3	0	0	0	0	0	0	0	0	0	0.0	--	--	--	--	--





2020 - 2021 ROCHESTER AMERICANS

PLAYER PROFILES



DAWSON DIPIETRO LEFT WING

November 15, 1995 | Medina, Ohio | 5 ft 11 in | 185 lbs

Shoots Left



Signed by Buffalo as an unrestricted free agent, March 23, 2020.

CAREER | HIGHLIGHTS

- Ranked second among Western Michigan (NCHC) skaters in both goals and points during his senior season with the Broncos in 2019-20; also ranked third on the team in assists.
- Named to the NCHC Academic All-Conference Team in both 2019 and 2020.
- Earned an NCHC All-Star honorable mention and was selected as the Broncos' Co-Most Valuable Player as a sophomore in 2017-18 after leading the team with 35 points and setting career-best totals in both goals (13) and assists (22).
- Recorded an assist in his collegiate debut on Oct. 14, 2016 at Bowling Green.
- Played two NAHL seasons before beginning his collegiate career, tying for 15th in league scoring with 52 points (18+34) in 59 games in 2015-16


CAREER STATS | REGULAR SEASON

REGULAR SEASON														PLAYOFFS				
SEASON	TEAM	LEAGUE	GP	G	A	P	+/-	PIM	PP	SH	GW	S	S%	GP	G	A	P	PIM
2014-15	Topeka	NAHL	8	2	2	4	3	2	0	0	0	21	9.5	--	--	--	--	--
	Coulee	NAHL	41	9	11	20	4	56	1	0	2	99	9.1	5	1	0	1	6
2015-16	Austin	NAHL	30	10	18	28	9	50	3	1	2	82	12.2	--	--	--	--	--
	Janesville	NAHL	29	8	16	24	5	38	0	0	1	96	8.3	4	1	0	1	4
2016-17	Western Michigan	NCHC	1	0	1	1	1	0	0	0	0	0	0.0	--	--	--	--	--
2017-18	Western Michigan	NCHC	36	13	22	35	-2	46	6	0	1	108	12.0	--	--	--	--	--
2018-19	Western Michigan	NCHC	33	9	14	23	-1	28	1	0	1	94	9.6	--	--	--	--	--
2019-20	Western Michigan	NCHC	35	12	17	29	4	46	1	0	1	103	11.7	--	--	--	--	--





2020 - 2021 ROCHESTER AMERICANS PLAYER PROFILES



CASEY FITZGERALD DEFENSEMAN

February 25, 1997 | North Reading, Massachusetts | 5 ft 11 in | 178 lbs | Shoots Right

Selected by Buffalo in the third round (86th overall) of the 2016 NHL Draft.



CAREER | HIGHLIGHTS

- Recorded eight points (2+6) in 25 games playing as both a forward and defenseman in his first full professional season with the Rochester Americans (AHL) in 2019-20.
- Made his professional debut in 2018-19, tallying three points (1+2) in four AHL games with the Americans following the completion of his collegiate career.
- Recorded two assists in his first professional contest on March 30, 2019 at Binghamton and scored his first professional goal in the Amerks' regular-season finale on April 14, 2019 at Belleville.
- Played four seasons with Boston College (Hockey East), serving as a team captain during his junior and senior seasons and missing just six games during his entire collegiate career.
- Earned a spot on the Hockey East All-Rookie Team in 2015-16, earned Hockey East Best Defensive Defenseman honors and was selected to the Hockey East Second All-Star Team in 2017-18, and was named a Hockey East All-Star Honorable Mention in 2018-19.
- Led all Eagles in shots on goal (102), blocked shots (43) and power-play assists (7) while captaining the team to a Hockey East regular-season title in 2017-18.
- Led Boston College defensemen with a career-best 27 points (4+23) as a freshman in 2015-16, ranking 11th among all NCAA defensemen that season.
- Has represented the United States in three international tournaments, winning a gold medal each time: 2014 IIHF World Under-17 Hockey Challenge, 2015 IIHF Under-18 World Championship and 2017 IIHF World Junior Championship.

CAREER STATS | REGULAR SEASON

SEASON	TEAM	LEAGUE	GP	G	A	P	+/-	PIM	PP	SH	GW	S	S%
2013-14	USNTDP	USHL	33	2	1	3	-10	18	0	1	0	42	4.8
	United States	WHC-17	6	0	2	2	--	2	0	0	0	--	0.0
2014-15	USNTDP	USHL	22	3	5	8	16	53	0	0	0	22	13.6
	United States	WJ18	7	1	3	4	12	4	0	0	0	8	12.5
2015-16	Boston College	H-East	39	4	23	27	27	46	3	0	0	51	7.8
2016-17	Boston College	H-East	37	5	17	22	7	46	2	0	2	53	9.4
	United States	WJC	7	0	3	3	-1	6	0	0	0	6	0.0
2017-18	Boston College	H-East	36	6	13	19	-2	45	2	0	2	102	5.9
2018-19	Boston College	H-East	39	2	12	14	-6	26	0	0	0	98	2.0
	Rochester	AHL	4	1	2	3	1	0	0	0	0	4	0.0
2019-20	Rochester	AHL	25	2	6	8	3	30	0	0	0	35	5.7

PLAYOFFS

GP	G	A	P	PIM
--	--	--	--	--
--	--	--	--	--
--	--	--	--	--
--	--	--	--	--
--	--	--	--	--
--	--	--	--	--
--	--	--	--	--
--	--	--	--	--
--	--	--	--	--



2020 - 2021 ROCHESTER AMERICANS

PLAYER PROFILES



STEVEN FOGARTY CENTER

April 19, 1993 | Chambersburg, Pennsylvania | 6 ft 3 in | 204 lbs

Shoots Right



Signed by Buffalo as an unrestricted free agent, Oct. 19, 2020.

CAREER | HIGHLIGHTS

- Has appeared in 18 NHL games in parts of three seasons with the New York Rangers.
- Made his NHL playoff debut with the Rangers on Aug. 3, 2020 at Carolina.
- Served as captain of the Hartford Wolf Pack (AHL) in his fifth season with the team in 2019-20.
- Ranked third among regular Hartford skaters in points per game in the 2018-19 and 2019-20 seasons.
- Skated in a career-high 10 NHL games in 2018-19; also recorded career-high totals in goals (21), assists (31) and points (52) with the Wolf Pack that season.
- Made his NHL debut on April 7, 2018 at Philadelphia.
- In his first full professional season in 2016-17, led Hartford rookies with seven goals and ranked second among team rookies with 20 points.
- Joined the Wolf Pack for three games in 2015-16 after completing his collegiate career; recorded an assist in his first professional game on April 1, 2016 vs. Hershey.
- Served as captain in his junior and senior seasons at the University of Notre Dame (2014-15 and 2015-16).
- Established collegiate career highs in goals (10), assists (13) and points (23) as a senior for Notre Dame in 2015-16, including his first collegiate hat trick on Oct. 16, 2015 at Penn State.
- Helped Notre Dame to a CCHA championship as a freshman in 2012-13.
- Won a BCHL championship and was named to the league's All-Rookie Team in his lone season with the Penticton Vees in 2011-12.

CAREER STATS | REGULAR SEASON


PLAYOFFS

SEASON	TEAM	LEAGUE	GP	G	A	P	+/-	PIM	PP	SH	GW	S	S%	GP	G	A	P	PIM
2011-12	Penticton	BCHL	60	33	49	82	--	32	6	4	11	--	--	15	4	4	8	12
2012-13	Notre Dame	CCHA	41	5	5	10	1	4	2	0	2	50	10.0	--	--	--	--	--
2013-14	Notre Dame	H-East	33	3	8	11	1	10	0	0	0	56	5.4	--	--	--	--	--
2014-15	Notre Dame	H-East	39	9	12	21	8	6	3	0	0	85	10.6	--	--	--	--	--
2015-16	Notre Dame	H-East	37	10	13	23	7	26	1	0	1	85	11.8	--	--	--	--	--
	Hartford	AHL	3	0	1	1	0	0	0	0	0	2	0.0	--	--	--	--	--
2016-17	Hartford	AHL	66	7	13	20	-8	21	0	0	1	63	11.1	--	--	--	--	--
2017-18	Hartford	AHL	63	9	11	20	-28	22	1	2	2	94	9.6	--	--	--	--	--
	NY Rangers	NHL	1	0	0	0	0	2	0	0	0	1	0.0	--	--	--	--	--
2018-19	Hartford	AHL	66	21	31	52	-21	50	5	3	2	117	17.9	--	--	--	--	--
	NY Rangers	NHL	10	0	0	0	-1	0	0	0	0	9	0.0	--	--	--	--	--
2019-20	Hartford	AHL	54	13	24	37	2	30	1	3	3	90	14.4	--	--	--	--	--
	NY Rangers	NHL	7	0	0	0	-1	0	0	0	0	2	0.0	1	0	0	0	0
NHL Totals			18	0	0	0	-2	2	0	0	0	12	0.0	1	0	0	0	0





2020 - 2021 ROCHESTER AMERICANS PLAYER PROFILES



JONAS JOHANSSON GOALTENDER

September 19, 1995 | Gävle, Sweden | 6 ft 5 in | 220 lbs

Catches Left



Selected by Buffalo in the third round (61st overall) of the 2014 NHL Draft.

CAREER | HIGHLIGHTS

- Went 14-4-3 in 22 AHL games with the Rochester Americans (AHL) in 2019-20, ranking in the top 10 in the league in goals-against average (6th) and save percentage (7th); earned a spot in the AHL All-Star Classic and Amerks team MVP honors.
- Made his NHL debut with 13 saves on 14 shots (.929) in 29:34 of action during his first of six appearances for the Sabres on Feb. 4, 2020 vs. Colorado.
- Turned aside 25 of 26 shots to earn his first NHL win on Feb. 23, 2020 vs. Winnipeg.
- Played 10 games with the Americans in 2018-19, posting career-best AHL numbers in save percentage (.926) and goals-against average (2.26), and logging a 4-1-0 record; also went 18-5-3 in his second season with the Cincinnati Cyclones (ECHL).
- Appeared in seven games with Rochester for the second consecutive season in 2017-18, posting a 4-3-0 record; spent the rest of the season with the Cyclones.
- Started all five games for Cincinnati in the first-round playoff series against Fort Wayne and made 68 saves in his professional postseason debut on April 14, 2018 at Fort Wayne.
- Spent the majority of the 2016-17 campaign with Almtuna IS of HockeyAllsvenskan in Sweden, going 17-18-0 in 37 appearances with three shutouts while posting a 2.26 goals-against average and a .912 save percentage.
- Also appeared in two games with Brynäs IF of the Swedish Hockey League in 2016-17, earning a 1-1-0 record with a 2.00 goals-against average and a .920 save percentage.
- Finished the 2016-17 season with Rochester and posted his first AHL win with 28 saves in his Amerks debut on March 25, 2017 at Binghamton.
- Spent his first full professional season with Almtuna in 2015-16, logging a 24-17-2 record and a .913 save percentage in 42 games in Sweden's second division.
- Made his professional debut in 2013-14, posting a 2-2-0 record with a .914 save percentage in four games with Brynäs.
- Represented Sweden at the 2013 IIHF Under-18 World Championship in Sochi, Russia; posted a .931 save percentage and was selected as one of Sweden's top three players of the tournament.

CAREER STATS | REGULAR SEASON

PLAYOFFS

SEASON	TEAM	LEAGUE	GP	W	L	OT	SO	GA	SV%	GAA	MIN	GP	W	L	SO	GA	SV%	GAA	MIN
2011-12	Brynäs U18	SWE-U18	10	--	--	--	--	--	.926	1.59	--	--	--	--	--	--	--	--	--
	Brynäs U18	SWE-U18-A	11	6	4	--	0	30	.905	2.83	637	3	1	2	0	7	.921	2.36	179
	Brynäs Jr	SWE-Jr.	5	1	3	--	0	13	.890	3.29	237	--	--	--	--	--	--	--	--
2012-13	Brynäs Jr.	SWE-Jr.	29	14	15	--	0	82	.899	2.91	1,690	2	0	2	0	4	.933	1.93	125
	Brynäs U18	SWE-U18-A	5	4	1	--	0	12	.924	2.36	305	7	6	1	0	21	.905	2.93	430
	Brynäs U18	SWE-U18	1	1	0	--	0	2	.929	2.00	60	--	--	--	--	--	--	--	--
	Sweden	WJ18	4	2	2	--	1	8	.931	2.23	216	--	--	--	--	--	--	--	--
2013-14	Brynäs Jr.	SWE-Jr.	23	13	9	--	1	52	.911	2.32	1,345	7	5	2	0	17	.892	2.36	433
	Brynäs	SHL	4	2	2	0	0	12	.914	2.96	243	--	--	--	--	--	--	--	--
2014-15	Brynäs Jr.	SWE-Jr.	13	6	6	--	0	46	.886	3.62	763	2	1	1	0	7	.904	3.52	120
	Almtuna	SWE-2	9	6	3	0	0	23	.896	2.58	534	--	--	--	--	--	--	--	--
	Brynäs	SHL	2	0	2	0	0	11	.842	6.30	105	--	--	--	--	--	--	--	--
2015-16	Almtuna	SWE-2	42	24	17	2	2	114	.913	2.39	2,556	--	--	--	--	--	--	--	--
2016-17	Almtuna	SWE-2	37	17	18	--	3	81	.913	2.26	2,152	--	--	--	--	--	--	--	--
	Rochester	AHL	7	3	3	0	0	20	.892	2.85	420	--	--	--	--	--	--	--	--
	Brynäs	SHL	2	1	1	0	1	4	.920	2.00	120	--	--	--	--	--	--	--	--
2017-18	Cincinnati	ECHL	27	14	11	1	0	79	.909	3.13	1,514	5	1	4	0	18	.921	3.31	326
	Rochester	AHL	7	4	3	0	0	23	.861	3.89	355	--	--	--	--	--	--	--	--
2018-19	Cincinnati	ECHL	27	18	5	3	3	70	.908	2.60	1,617	--	--	--	--	--	--	--	--
	Rochester	AHL	5	4	1	0	0	10	.926	2.26	266	--	--	--	--	--	--	--	--
2019-20	Rochester	AHL	22	14	4	3	2	46	.921	2.28	1,213	--	--	--	--	--	--	--	--
	Buffalo	NHL	6	1	3	1	0	16	.894	2.94	327	--	--	--	--	--	--	--	--
NHL Totals			6	1	3	1	0	16	.894	2.94	327	--	--	--	--	--	--	--	--
Buffalo Totals			6	1	3	1	0	16	.894	2.94	327	--	--	--	--	--	--	--	--



2020 - 2021 ROCHESTER AMERICANS

PLAYER PROFILES



OSKARI LAAKSONEN DEFENSEMAN

July 2, 1999 | Tampere, Finland | 6 ft 1 in | 172 lbs | Shoots Right



Selected by Buffalo in the third round (89th overall) of the 2017 NHL Draft.

CAREER | HIGHLIGHTS

- Following his first three professional seasons (2017-18 to 2019-20), ranked in the top 20 in Liiga history for most assists (35, 5th) and points (40, T-18th) among defensemen prior to their age-21 seasons.
- In his first full professional season in 2018-19, led Ilves in ice time per game (21:16), led team defensemen with a career-high 24 points and tied for second on the team with a career-best 21 assists; added one assist and a plus-1 rating in four playoff contests.
- Scored his first professional goal as part of his first multi-point game (1+1) on Sept. 21, 2018 vs. Vaasan Sport.
- Won a gold medal with Finland at the 2019 IIHF World Junior Championship in Canada, ranking third on the team in ice time.
- Made his professional debut with 21 games as an 18-year-old for Ilves in 2017-18, finishing the season with four assists and eight penalty minutes.
- Recorded an assist on the power play in his first professional game on Jan. 9, 2018 vs. HPK.

CAREER STATS | REGULAR SEASON

SEASON	TEAM	LEAGUE	GP	G	A	P	+/-	PIM	PP	SH	GW	S	S%
2015-16	Ilves U18	FIN-U18	48	7	18	25	--	16	--	--	--	--	--
2016-17	Ilves Jr.	FIN-Jr.	27	6	3	9	9	14	--	--	--	--	--
	Ilves U18	FIN-U18	10	0	10	10	--	12	--	--	--	--	--
2017-18	Ilves Jr.	FIN-Jr.	40	4	11	15	-16	52	--	--	--	--	--
	Ilves	Liiga	21	0	4	4	-3	8	0	0	0	43	0.0
2018-19	Ilves	Liiga	46	3	21	24	2	36	2	0	0	173	1.7
	Finland	WJC	7	1	0	1	5	6	0	0	0	11	9.1
2019-20	Ilves	Liiga	46	2	10	12	-4	14	1	0	0	99	2.0

PLAYOFFS

GP	G	A	P	PIM
4	1	3	4	29
6	1	1	2	4
42	2	2	4	4
--	--	--	--	--
--	--	--	--	--
4	0	1	1	0
--	--	--	--	--
--	--	--	--	--





2020 - 2021 ROCHESTER AMERICANS

PLAYER PROFILES



UKKO-PEKKA LUUKKONEN GOALTENDER

March 9, 1999 | Espoo, Finland | 6 ft 5 in | 220 lbs | Catches Left

Selected by Buffalo in the second round (54th overall) of the 2017 NHL Draft.



CAREER | HIGHLIGHTS

- Spent the majority of the 2019-20 season with the Cincinnati Cyclones (ECHL), ranking in the top 10 in the league in goals-against average (3rd) and save percentage (10th); also appeared in 10 games for the Rochester Americans (AHL).
- As a rookie with Cincinnati, earned a spot in the 2020 ECHL All-Star Classic and ECHL Goaltender of the Month honors in November 2019.
- Won the Red Tilson Trophy as the OHL's Most Outstanding Player, was named the OHL Goaltender of the Year and was selected to the OHL First All-Star Team after leading all OHL goaltenders in wins (38), save percentage (.920) and shutouts (6) with the Sudbury Wolves in his first season in North America in 2018-19; his 38 wins broke the Wolves' franchise record.
- Opened the 2018-19 OHL season with five straight wins and later posted a .940 save percentage during an 11-game win streak from Nov. 23, 2018 to Jan. 16, 2019 that included three shutouts.
- Made his AHL debut with the Americans in 2018-19, stopping 34 of 36 shots to earn a win in his lone appearance on April 14, 2019 at Belleville.
- Backstopped Finland to a gold medal at the 2019 IIHF World Junior Championship, earning a spot on the tournament All-Star Team after going 4-2-0 with a .932 save percentage and a 1.80 goals-against average.
- Played his first professional season in 2017-18, going 11-11-2 in 24 games for LeKi in Finland's second division and playing one Liiga game for HPK.
- Recorded the best goals-against average of any Jr. A SM-liiga goaltender in 2016-17 in both the regular season (1.78) and the playoffs (2.01), eventually backstopping HPK's under-20 team to a championship.
- Posted a 5-1-0 record and won a silver medal with Finland at the 2017 IIHF Under-18 World Championship.
- Made his debut in Finland's top junior league in 2015-16 as a 17-year-old, posting a .924 save percentage in 15 games with HPK's under-20 team; also recorded the league's best postseason goals-against average (1.94).
- Won all three of his games at the 2016 IIHF Under-18 World Championship during Finland's gold medal run, earning a spot on the tournament's All-Star Team with a .917 save percentage and a 2.00 goals-against average.

CAREER STATS | REGULAR SEASON

SEASON	TEAM	LEAGUE	GP	W	L	OT	SO	GA	SV%	GAA	MIN
2015-16	HPK U18	FIN-U18	31	--	--	--	--	--	.901	--	--
	HPK Jr.	FIN-Jr.	15	--	--	--	--	--	.924	1.98	--
	Finland	WJ18	3	3	0	0	0	6	.917	2.00	180
2016-17	HPK Jr.	FIN-Jr.	35	--	--	--	--	58	.917	1.78	--
	Finland	WJ18	6	5	1	0	0	18	.899	2.90	373
2017-18	LeKi	FIN-2	24	11	11	2	0	70	.909	2.92	1,440
	Finland	WJC	5	2	2	1	--	--	.879	3.13	--
	HPK Jr.	FIN-Jr.	2	0	0	1	--	--	.924	2.50	--
	HPK	Liiga	1	0	1	0	0	2	.750	3.55	34
2018-19	Sudbury	OHL	53	38	11	4	6	128	.920	2.50	3,078
	Finland	WJC	6	4	2	0	0	11	.932	1.80	367
	Rochester	AHL	1	1	0	0	0	2	.941	2.00	60
2019-20	Cincinnati	ECHL	23	12	7	3	3	50	.912	2.24	1,338
	Rochester	AHL	10	3	4	3	0	32	.874	3.15	610

PLAYOFFS

GP	W	L	SO	GA	SV%	GAA	MIN
--	--	--	--	--	--	--	--
8	--	--	--	14	.920	1.94	--
--	--	--	--	--	--	--	--
9	--	--	--	19	.915	2.01	--
--	--	--	--	--	--	--	--
--	--	--	--	--	--	--	--
--	--	--	--	--	--	--	--
8	4	3	0	28	.906	3.27	514
--	--	--	--	--	--	--	--
--	--	--	--	--	--	--	--
--	--	--	--	--	--	--	--





2020 - 2021 ROCHESTER AMERICANS

PLAYER PROFILES



BRETT MURRAY LEFT WING

July 20, 1998 | Bolton, Ontario | 6 ft 5 in | 228 lbs | Shoots Left

Selected by Buffalo in the fourth round (99th overall) of the 2016 NHL Draft.



CAREER | HIGHLIGHTS

- Made his professional debut in 2019-20 with the Rochester Americans (AHL); led all Rochester rookies in goals and ranked second among Amerks rookies in assists and points.
- Recorded his first professional point with an assist in his AHL debut on Oct. 19, 2019 at Utica.
- Named to the USHL First All-Star Team in 2018-19 after leading the league in goals (41) and ranking second in points (76) in 62 games for the Youngstown Phantoms.
- Spent parts of two seasons at Penn State University (Big Ten), totaling seven points (1+6) in 33 collegiate games, including 12 with the Big Ten-champion Nittany Lions as a freshman in 2016-17.
- Won the Top Prospect Award and was named to the All-Rookie Team as a member of the CCHL-champion Carleton Place Canadians during the 2015-16 season.

CAREER STATS | REGULAR SEASON

PLAYOFFS

SEASON	TEAM	LEAGUE	GP	G	A	P	+/-	PIM	PP	SH	GW	S	S%	GP	G	A	P	PIM
2015-16	Carleton Place	CCHL	48	14	32	46	--	16	5	0	2	--	--	16	5	8	13	4
2016-17	Youngstown	USHL	27	7	13	20	9	22	1	0	1	44	15.9	--	--	--	--	--
	Penn State	Big Ten	12	0	1	1	-1	4	0	0	0	16	0.0	--	--	--	--	--
2017-18	Penn State	Big Ten	21	1	5	6	-6	23	0	0	0	44	2.3	--	--	--	--	--
2018-19	Youngstown	USHL	62	41	35	76	13	35	15	2	8	170	24.1	2	1	0	1	0
2019-20	Rochester	AHL	55	9	15	24	2	10	1	0	1	84	10.7	--	--	--	--	--





2020 - 2021 ROCHESTER AMERICANS

PLAYER PROFILES



ANDREW OGLEVIE CENTER

February 16, 1995 | Fullerton, California | 5 ft 10 in | 176 lbs

Shoots Right



Signed by Buffalo as an unrestricted free agent, April 11, 2018.

CAREER | HIGHLIGHTS

- Set career highs in every major category in his second professional season with the Rochester Americans (AHL) in 2019-20, tying for the team lead with 15 goals and tying for fifth in the league with six game-winners.
- Made his professional debut with Rochester in 2018-19, recording 10 points (5+5) in 28 games as a rookie.
- Served as an alternate captain as a junior at Notre Dame (Big Ten) in 2017-18; led the team in goals (15), ranked second on the team in points (39) and set a career high in assists (24) to earn the team's Offensive Player of the Year award.
- Selected as a 2018 Big Ten Sportsmanship Award honoree.
- Part of the Notre Dame squad that posted the Big Ten's best regular-season record in 2017-18 and won the 2018 Big Ten title.
- Led all NCAA players with seven points (3+4) in four games in the 2018 NCAA Tournament, leading the Fighting Irish to the championship game and earning All-Tournament Team honors.
- Set career-high totals in goals (21) and points (41) as a sophomore in 2016-17, tying for the team lead in goals and earning the team's Most Improved Player award.
- Scored twice in three 2017 NCAA Tournament games and was named to the 2017 NCAA Northeast Regional All-Tournament Team.
- Posted his best offensive totals in his fourth and final USHL season in 2014-15, tying for 16th in the league with 53 points (21+32) in 50 games and leading the Cedar Rapids RoughRiders with 32 assists and 1.06 points per game.

CAREER STATS | REGULAR SEASON

SEASON	TEAM	LEAGUE	GP	G	A	P	+/-	PIM	PP	SH	GW	S	S%
2011-12	Cedar Rapids	USHL	52	6	7	13	-13	6	1	0	0	65	9.2
2012-13	Cedar Rapids	USHL	60	9	11	20	-5	10	1	0	1	106	8.5
2013-14	Cedar Rapids	USHL	49	12	16	28	4	12	4	1	1	85	14.1
2014-15	Cedar Rapids	USHL	50	21	32	53	20	26	5	0	5	128	16.4
2015-16	Notre Dame	H-East	31	5	4	9	9	8	0	0	2	59	8.5
2016-17	Notre Dame	H-East	40	21	20	41	18	10	5	1	3	127	16.5
2017-18	Notre Dame	Big Ten	36	15	24	39	6	18	9	0	4	126	11.9
2018-19	Rochester	AHL	28	5	5	10	4	2	0	0	1	44	11.4
2019-20	Rochester	AHL	55	15	14	29	0	14	3	0	6	104	14.4

PLAYOFFS

GP	G	A	P	PIM
--	--	--	--	--
--	--	--	--	--
4	2	1	3	0
3	0	0	0	0
--	--	--	--	--
--	--	--	--	--
--	--	--	--	--
--	--	--	--	--
--	--	--	--	--





2020 - 2021 ROCHESTER AMERICANS

PLAYER PROFILES



MATEJ PEKAR LEFT WING

February 10, 2000 | Turnov, Czech Republic | 6 ft 1 in | 185 lbs

Shoots Left



Selected by Buffalo in the fourth round (94th overall) of the 2018 NHL Draft.

CAREER | HIGHLIGHTS

- Split the 2019-20 OHL season between the Barrie Colts and Sudbury Wolves, totaling 63 points (28+35) in 51 games, including four hat tricks; also tied for 10th in the league with six game-winning goals.
- Represented the Czech Republic at the IIHF World Junior Championship in 2019 and 2020.
- Led Barrie with four shorthanded goals and ranked third on the team in points per game in his first OHL season in 2018-19, recording 36 points (14+22) in 33 games.
- Tied to lead all USHL rookies and tied for 12th among all league skaters with 54 points (14+40) in 56 games for the Muskegon Lumberjacks in 2017-18; also ranked fourth in the league with 40 assists.
- Earned several accolades during his lone USHL season, including USHL Rookie of the Year honors as well as appearances on the 2018 USHL All-Rookie Team and in the 2018 NHL/USHL Top Prospects Game.
- Represented the Czech Republic at the 2018 IIHF Under-18 World Championship in Russia.
- Won a silver medal with the Czech Republic at the 2017 Ivan Hlinka Memorial Tournament.

CAREER STATS | REGULAR SEASON

SEASON	TEAM	LEAGUE	GP	G	A	P	+/-	PIM	PP	SH	GW	S	S%
2017-18	Muskegon	USHL	56	14	40	54	6	36	2	2	1	--	--
	Czech Republic	WJ18	7	1	4	5	2	6	0	0	0	13	7.7
2018-19	Barrie	OHL	33	14	22	36	7	38	3	4	3	111	12.6
	Czech Republic	WJC	5	0	0	0	-1	4	0	0	0	6	0.0
2019-20	Barrie	OHL	26	16	13	29	7	35	3	0	4	115	13.9
	Sudbury	OHL	25	12	22	34	9	25	1	0	2	72	16.7
	Czech Republic	WJC	5	0	1	1	-1	8	0	0	0	7	0.0

PLAYOFFS

GP	G	A	P	PIM
--	--	--	--	--
--	--	--	--	--
--	--	--	--	--
--	--	--	--	--
--	--	--	--	--



2020 - 2021 ROCHESTER AMERICANS

PLAYER PROFILES



ARTTU RUOTSALAINEN CENTER

October 29, 1997 | Oulu, Finland | 5 ft 9 in | 185 lbs

Shoots Left



Signed by Buffalo as an unrestricted free agent, May 8, 2019.

CAREER | HIGHLIGHTS

- Despite playing just 44 Liiga games in 2019-20 with Ilves, set career-high totals in assists (28) and points (43), ranking eighth in the league in points per game (.98) and tying for ninth in game-winning goals (5).
- Ranked ninth among all Liiga skaters with a career-high 21 goals and led Ilves with 42 points in 59 games during the 2018-19 season.
- Totaled 20 points (9+11) in a career-high 60 Liiga games during his first full professional season in 2017-18.
- Won a Jr. A SM-liiga silver medal with Ässät's under-20 team in 2016-17.
- Represented Finland at the 2017 IIHF World Junior Championship in Canada.
- Made his professional debut with Ässät (Liiga) in the 2015-16 season, recording 10 points (5+5) in 51 games.
- Led the Jr. A SM-liiga with 1.78 points per game after posting 32 points (12+20) in 18 games in 2015-16.
- Won a silver medal with Finland at the 2015 IIHF Under-18 World Championship, tallying two assists in seven games.
- Led Kärpät to a championship in Finland's top under-18 league in 2014-15, tying for the league lead with 15 points (7+8) in six playoff games after spending the regular season with the under-20 team.
- Won his first of two Jr. A SM-liiga silver medals in 2013-14 with Kärpät.

CAREER STATS | REGULAR SEASON

PLAYOFFS

SEASON	TEAM	LEAGUE	GP	G	A	P	+/-	PIM	PP	SH	GW	S	S%	GP	G	A	P	PIM
2011-12	Kärpät U18	FIN-U18	2	0	0	0	--	--	0	0	0	--	0.0	--	--	--	--	--
2012-13	Kärpät U18	FIN-U18	45	15	36	51	22	--	--	--	--	--	--	3	0	0	0	4
	Kärpät Jr.	FIN-Jr.	2	0	0	0	-1	2	0	0	0	--	0.0	--	--	--	--	--
2013-14	Kärpät Jr.	FIN-Jr.	39	13	18	31	11	16	--	--	--	--	--	7	0	1	1	2
	Kärpät U18	FIN-U18	9	5	6	11	4	--	--	--	--	--	--	1	0	0	0	2
2014-15	Kärpät Jr.	FIN-Jr.	46	12	21	33	10	55	--	--	--	--	--	5	2	1	3	0
	Finland	WJ18	7	0	2	2	2	0	0	0	0	5	0.0	--	--	--	--	--
	Kärpät U18	FIN-U18	--	--	--	--	--	--	--	--	--	--	--	6	7	8	15	4
2015-16	Ässät	Liiga	51	5	5	10	-8	4	1	0	1	91	5.5	--	--	--	--	--
	Ässät Jr.	FIN-Jr.	18	12	20	32	12	14	--	--	--	--	--	3	1	1	2	0
2016-17	Ässät	Liiga	34	1	0	1	-6	10	0	0	0	79	1.3	1	0	0	0	0
	Ässät Jr.	FIN-Jr.	7	6	3	9	8	8	--	--	--	--	--	6	3	7	10	0
	Finland	WJC	6	0	0	0	-1	0	0	0	0	--	--	--	--	--	--	--
2017-18	Ilves	Liiga	60	9	11	20	-9	12	0	1	0	175	5.1	--	--	--	--	--
2018-19	Ilves	Liiga	59	21	21	42	11	14	5	2	4	244	8.6	7	2	5	7	6
2019-20	Ilves	Liiga	44	15	28	43	10	14	7	1	5	158	9.5	--	--	--	--	--





2020 - 2021 ROCHESTER AMERICANS

PLAYER PROFILES



MATTIAS SAMUELSSON DEFENSEMAN

March 14, 2000 | Philadelphia, Pennsylvania | 6 ft 4 in | 226 lbs | Shoots Left



Selected by Buffalo in the second round (32nd overall) of the 2018 NHL Draft.

CAREER | HIGHLIGHTS

- Spent two seasons at Western Michigan University, where he totaled 26 points (7+19) in 65 NCAA games.
- Served as the Broncos' captain during his sophomore season at Western Michigan in 2019-20; earned the team's Most Valuable Defenseman award and an All-NCHC honorable mention after setting career highs in assists (12), points (14) and plus/minus rating (plus-17), and was a finalist for the conference's Best Defensive Defenseman award.
- Captained the United States at the 2020 IIHF World Junior Championship in the Czech Republic.
- Made his collegiate debut with 12 points (5+7) in 35 games for Western Michigan in 2018-19; was named to the NCHC Academic All-Conference Team.
- Won a silver medal with the United States at the 2019 IIHF World Junior Championship in Canada.
- Captained the United States to a silver medal at the 2018 IIHF Under-18 World Championship in Russia; selected as one of Team USA's top three players of the tournament.
- Played two USHL seasons with the United States National Team Development Program, totaling 24 points (9+15) in 53 games.

CAREER STATS | REGULAR SEASON

SEASON	TEAM	LEAGUE	GP	G	A	P	+/-	PIM	PP	SH	GW	S	S%	PLAYOFFS				
														GP	G	A	P	PIM
2016-17	USNTDP	USHL	30	5	5	10	0	26	1	0	1	--	--	--	--	--	--	
2017-18	USNTDP	USHL	23	4	10	14	16	64	1	0	1	--	--	--	--	--	--	
	United States	WJ18	7	1	1	2	2	6	0	0	0	17	5.9	--	--	--	--	
2018-19	Western Michigan	NCHC	35	5	7	12	3	37	0	0	1	66	7.6	--	--	--	--	
	United States	WJC	7	0	0	0	3	0	0	0	10	0.0	--	--	--	--	--	
2019-20	Western Michigan	NCHC	30	2	12	14	17	41	0	0	0	51	3.9	--	--	--	--	
	United States	WJC	5	0	0	0	3	6	0	0	0	5	0.0	--	--	--	--	



2020 - 2021 ROCHESTER AMERICANS PLAYER PROFILES



C.J. SMITH LEFT WING

December 1, 1994 | Des Moines, Iowa | 5 ft 11 in | 184 lbs

Shoots Left



Signed by Buffalo as a free agent, March 30, 2017.

CAREER | HIGHLIGHTS

- Recorded 27 points (12+15) in 50 games with the Rochester Americans (AHL) in 2019-20, tying for third on the team in goals and fifth on the team in points.
- Played in a career-high 11 games with Buffalo in 2018-19 and scored his first two NHL goals in consecutive appearances on Jan. 8, 2019 vs. New Jersey and Feb. 5, 2019 vs. Minnesota.
- In his second full professional season, ranked second among all Rochester skaters with career-high totals in goals (28), assists (30) and points (58), also leading the team and tying for 10th in the league with a plus-26 rating.
- Appeared in his first full professional season in 2017-18 and was selected as the Americans' Rookie of the Year after finishing third among all Amerks and 10th among all AHL rookies in scoring with 44 points (17+27) in 61 games.
- Played in the 2018 AHL All-Star Classic and earned MVP honors after recording five points (3+2), including the lone tally in the championship game.
- Made his professional playoff debut in 2018 with a pair of assists during Rochester's opening-round series against Syracuse.
- Appeared in two NHL games with the Sabres following the completion of his junior year at UMass Lowell (Hockey East) in 2016-17, recording an assist in his NHL debut on April 2, 2017 vs. NY Islanders.
- As a junior in 2016-17, set career-high marks in games played (41), goals (23), assists (28), points (51) and plus/minus rating (plus-22) for the third straight year, leading all River Hawks skaters in goals and plus-minus rating and falling one point shy of the team lead in points.
- Tied for eighth among all NCAA skaters in 2016-17 with 23 goals and ranked 12th with 51 points.
- Was selected as the 2017 Hockey East Tournament MVP after leading all players with eight points (4+4) in five tournament games.
- Led all River Hawks in goals (17), points (39) and plus/minus rating (plus-15) as a sophomore in 2015-16 and ranked second in assists (22).
- Was named to the 2016 Hockey East All-Tournament Team with five points (3+2) in four tournament games.
- Led UMass Lowell skaters in goals (16), assists (19) and points (35) as a freshman in 2014-15.
- His 2014-15 totals tied him for 13th among Hockey East players in points, which ranked second among Hockey East rookies; his .90 points per game ranked him sixth nationally among rookie skaters and earned him Hockey East All-Rookie honors.

CAREER STATS | REGULAR SEASON


SEASON	TEAM	LEAGUE	GP	G	A	P	+/-	PIM	PP	SH	GW	S	S%
2010-11	Holy Angels	Minn. HS	25	17	20	37	24	18	--	--	--	--	--
2011-12	Austin	NAHL	53	13	14	27	13	20	--	--	--	--	--
2012-13	Austin	NAHL	60	30	29	59	21	22	--	--	--	--	--
2013-14	Chicago	USHL	46	23	17	40	-1	10	--	--	--	--	--
	Muskegon	USHL	13	4	1	5	3	6	--	--	--	--	--
2014-15	UMass Lowell	H-East	39	16	19	35	12	28	5	0	2	108	14.8
2015-16	UMass Lowell	H-East	40	17	22	39	15	50	4	2	2	130	13.1
2016-17	UMass Lowell	H-East	41	23	28	51	22	46	8	0	2	135	17.0
	Buffalo	NHL	2	0	1	1	-1	0	0	0	0	2	0.0
2017-18	Rochester	AHL	57	17	27	44	4	16	6	0	2	133	12.8
2018-19	Rochester	AHL	62	28	30	58	26	26	6	2	4	207	13.5
	Buffalo	NHL	11	2	0	2	0	0	0	0	1	18	11.1
2019-20	Rochester	AHL	50	12	15	27	-9	18	5	0	1	138	8.7
NHL Totals			13	2	1	3	-1	0	0	0	1	20	10.0
Buffalo Totals			13	2	1	3	-1	0	0	0	1	20	10.0

PLAYOFFS

GP	G	A	P	PIM
1	0	0	0	10
--	--	--	--	--
8	4	1	5	4
--	--	--	--	--
--	--	--	--	--
--	--	--	--	--
--	--	--	--	--
--	--	--	--	--
3	0	2	2	0
3	1	1	2	0
--	--	--	--	--
--	--	--	--	--



2020 - 2021 ROCHESTER AMERICANS PLAYER PROFILES



DUSTIN TOKARSKI GOALTENDER

September 16, 1989 | Watson, Saskatchewan | 6 ft 0 in | 198 lbs | Catches Left



Signed by Buffalo as an unrestricted free agent, Nov. 4, 2020.

CAREER | HIGHLIGHTS

- Has played in 11 AHL seasons and appeared in 34 games during parts of six NHL seasons with the Tampa Bay Lightning, Montreal Canadiens and Anaheim Ducks.
- Joined the Charlotte Checkers in February 2019 after 21 games with the Hartford Wolf Pack and finished the 2018-19 season with a 7-0-0 record with the team before going 5-0 with a .935 save percentage in the playoffs to win his second Calder Cup.
- Appeared in a career-high 17 NHL games in the 2014-15 season with Montreal, posting a 6-6-4 record.
- Represented the Hamilton Bulldogs at the 2014 AHL All-Star Classic.
- Won his first Calder Cup in 2012 with the Norfolk Admirals after leading the AHL with a career-high 32 wins and tying for second in the league with five shutouts during the 2011-12 regular season.
- Played a career-high 55 games in 2009-10 during his first professional season with the Admirals, leading AHL rookies with a .915 save percentage.
- Went 4-0-0 and won a gold medal with Canada at the 2009 IIHF World Junior Championship.
- In his final season with the Spokane Chiefs in 2008-09, led the WHL in both save percentage and goals-against average to earn a spot on the WHL Western Conference Second All-Star Team.
- Backstopped the Chiefs to a WHL championship in 2007-08 and then led the team to a Memorial Cup victory, earning tournament MVP honors after posting a 4-0 record and a .953 save percentage.

CAREER STATS | REGULAR SEASON

PLAYOFFS

SEASON	TEAM	LEAGUE	GP	W	L	OT	SO	GA	SV%	GAA	MIN	GP	W	L	SO	GA	SV%	GAA	MIN
2006-07	Spokane	WHL	30	13	11	1	2	78	.903	2.80	1,674	6	2	3	0	17	.901	2.80	364
2007-08	Spokane	WHL	45	30	10	0	6	87	.922	2.05	2,543	21	16	2	3	31	.944	1.38	1,352
2008-09	Spokane	WHL	54	34	18	0	7	107	.937	1.97	3,264	12	7	3	1	23	.947	1.70	812
	Canada	WJC	4	4	0	0	0	11	.906	2.65	249	--	--	--	--	--	--	--	--
2009-10	Norfolk	AHL	55	27	25	0	4	139	.915	2.51	3,319	--	--	--	--	--	--	--	--
	Tampa Bay	NHL	2	0	0	0	0	3	.813	4.06	44	--	--	--	--	--	--	--	--
2010-11	Norfolk	AHL	46	21	20	0	2	119	.901	2.65	2,691	6	2	4	1	13	.924	2.19	355
2011-12	Norfolk	AHL	45	32	11	0	5	96	.913	2.23	2,583	14	12	2	3	21	.944	1.46	866
	Tampa Bay	NHL	5	1	3	1	0	14	.879	3.45	243	--	--	--	--	--	--	--	--
2012-13	Syracuse	AHL	33	18	8	0	3	77	.900	2.46	1,881	--	--	--	--	--	--	--	--
	Hamilton	AHL	15	6	8	0	3	31	.927	2.22	836	--	--	--	--	--	--	--	--
2013-14	Hamilton	AHL	41	20	16	0	1	94	.919	2.37	2,375	--	--	--	--	--	--	--	--
	Montreal	NHL	3	2	0	0	1	5	.946	1.84	163	5	2	3	0	13	.916	2.60	300
2014-15	Montreal	NHL	17	6	6	4	0	46	.910	2.75	1,005	--	--	--	--	--	--	--	--
	Hamilton	AHL	2	1	1	0	0	5	.919	2.52	119	--	--	--	--	--	--	--	--
2015-16	St. John's	AHL	10	3	3	4	0	29	.909	2.84	613	--	--	--	--	--	--	--	--
	Montreal	NHL	6	1	3	0	0	12	.878	3.18	226	--	--	--	--	--	--	--	--
	San Diego	AHL	2	1	1	0	0	4	.920	2.35	102	--	--	--	--	--	--	--	--
2016-17	San Diego	AHL	27	17	8	1	1	77	.898	2.93	1,578	2	0	0	0	0	1.000	0.00	30
	Anaheim	NHL	1	0	0	0	0	0	1.000	0.00	10	--	--	--	--	--	--	--	--
2017-18	Lehigh Valley	AHL	39	20	8	7	5	94	.915	2.65	2,127	3	1	1	0	9	.859	4.17	130
2018-19	Hartford	AHL	21	10	6	2	1	59	.901	3.10	1,141	--	--	--	--	--	--	--	--
	Charlotte	AHL	7	7	0	0	1	8	.956	1.14	419	5	5	0	0	8	.935	1.74	275
2019-20	W-B/Scranton	AHL	18	9	5	2	1	30	.924	1.97	915	--	--	--	--	--	--	--	--
	NHL Totals		34	10	12	5	1	80	.904	2.84	1,692	5	2	3	0	13	.916	2.60	300



2020 - 2021

FILIP CEDERQVIST LEFT WING

August 23, 2000 Skara, Sweden 6 ft 3 in 196 lbs			Selected in the fifth round (143rd overall) in 2019										
SEASON	TEAM	LEAGUE	GP	G	A	P	PIM	GP	G	A	P	PIM	
2016-17	Västerås Jr.	SWE-Jr.	23	2	1	3	2	--	--	--	--	--	
	Västerås U18	SWE-U18	17	5	8	13	4	--	--	--	--	--	
	Västerås U18	SWE-U18-A	15	4	8	12	4	8	2	2	4	4	
2017-18	Växjö Jr.	SWE-Jr.	37	5	4	9	4	8	2	1	3	4	
	Växjö U18	SWE-U18	17	3	20	23	4	2	0	1	1	2	
2018-19	Växjö	SHL	33	4	4	8	27	6	1	0	1	4	
	Växjö Jr.	SWE-Jr.	26	14	18	32	12	--	--	--	--	--	
2019-20	Växjö	SHL	30	1	1	2	2	--	--	--	--	--	
	Karlskoga	SWE-2	8	1	3	4	0	--	--	--	--	--	
	Almtuna	SWE-2	5	0	0	0	2	--	--	--	--	--	
	Växjö Jr.	SWE-Jr.	3	1	1	2	0	--	--	--	--	--	

IVAN CHUKAROV DEFENSE

April 3, 1995 Des Plaines, Illinois 6 ft 2 in 203 lbs			Selected in the seventh round (182nd overall) in 2015										
SEASON	TEAM	LEAGUE	GP	G	A	P	PIM	GP	G	A	P	PIM	
2013-14	Minnesota	NAHL	44	4	8	12	28	5	1	2	3	0	
2014-15	Minnesota	NAHL	55	12	31	43	63	12	0	6	6	6	
2015-16	Massachusetts	H-East	36	3	5	8	10	--	--	--	--	--	
2016-17	Massachusetts	H-East	36	2	6	8	40	--	--	--	--	--	
2017-18	Massachusetts	H-East	31	0	6	6	22	--	--	--	--	--	
2018-19	Massachusetts	H-East	25	1	2	3	16	--	--	--	--	--	
2019-20	Worcester	ECHL	15	2	3	5	2	--	--	--	--	--	
	Worcester	ECHL	38	1	7	8	12	--	--	--	--	--	

MATTEO COSTANTINI CENTER

August 16, 2002 St. Catharines, Ontario 6 ft 0 in 173 lbs			Selected in the fifth round (131st overall) in 2020										
SEASON	TEAM	LEAGUE	GP	G	A	P	PIM	GP	G	A	P	PIM	
2018-19	Buffalo 16U	T1AAA	57	34	35	69	4	--	--	--	--	--	
	Buffalo	OJHL	1	0	0	0	0	--	--	--	--	--	
2019-20	Buffalo	OJHL	50	36	32	68	20	6	2	8	10	2	

LINUS CRONHOLM DEFENSE

July 3, 2002 Malmö, Sweden 6 ft 4 in 198 lbs			Selected in the fourth round (117th overall) in 2018										
SEASON	TEAM	LEAGUE	GP	G	A	P	PIM	GP	G	A	P	PIM	
2016-17	Malmö U18	SWE-U18	16	0	5	5	6	--	--	--	--	--	
	Malmö U18	SWE-U18-A	14	0	2	2	18	5	0	1	1	8	
	Malmö Jr.	SWE-Jr.	4	0	0	0	0	--	--	--	--	--	
2017-18	Pantern U20	SWE-Jr.-2	2	0	0	0	2	--	--	--	--	--	
	Pantern U18	SWE-U18-2	1	0	0	0	0	--	--	--	--	--	
	Malmö Jr.	SWE-Jr.	37	0	6	6	48	--	--	--	--	--	
2018-19	Malmö U18	SWE-U18	18	6	10	16	45	--	--	--	--	--	
	Malmö	SHL	--	--	--	--	--	2	0	0	0	0	
	Pantern	SWE-2	36	2	9	11	20	--	--	--	--	--	
	Malmö Jr.	SWE-Jr.	8	0	2	2	8	--	--	--	--	--	
2019-20	Malmö	SHL	6	0	1	1	6	5	0	0	0	6	
	Karlskrona	SWE-2	35	2	6	8	78	--	--	--	--	--	
	Malmö Jr.	SWE-Jr.	1	0	0	0	0	--	--	--	--	--	



2020 - 2021

MARCUS DAVIDSSON CENTER

November 18, 1998 Stockholm, Sweden 6 ft 1 in 200 lbs			Selected in the second round (37th overall) in 2017										
SEASON	TEAM	LEAGUE	GP	G	A	P	PIM	GP	G	A	P	PIM	
2014-15	Djurgårdens U18	SWE-U18	19	6	11	17	6	--	--	--	--	--	
	Djurgårdens U18	SWE-U18-A	16	11	7	18	4	5	3	3	6	2	
2015-16	Djurgårdens Jr.	SWE-Jr.	2	0	0	0	0	--	--	--	--	--	
	Djurgårdens Jr.	SWE-Jr.	45	17	23	40	24	6	3	3	6	0	
	Sweden	WJ18	4	2	1	3	0	--	--	--	--	--	
	Djurgårdens U18	SWE-U18-A	1	0	0	0	0	5	2	0	2	2	
2016-17	Djurgårdens	SHL	1	1	0	1	0	1	0	0	0	0	
	Djurgårdens	SHL	45	5	4	9	6	3	0	0	0	2	
	Djurgårdens Jr.	SWE-Jr.	9	6	4	10	2	1	0	0	0	0	
	Djurgårdens	SHL	39	9	12	21	14	11	0	5	5	4	
2017-18	Sweden	WJC	7	1	2	3	0	--	--	--	--	--	
	Djurgårdens Jr.	SWE-Jr.	3	3	1	4	0	--	--	--	--	--	
	Djurgårdens	SHL	52	10	17	27	16	19	3	3	6	16	
2019-20	Växjö	SHL	31	7	6	13	4	--	--	--	--	--	

VASILY GLOTOV CENTER

September 4, 1997 Barnaul, Russia 5 ft 10 in 179 lbs			Selected in the seventh round (190th overall) in 2016										
SEASON	TEAM	LEAGUE	GP	G	A	P	PIM	GP	G	A	P	PIM	
2014-15	Serebryanye Lvy St. Petersburg	MHL	53	8	6	14	14	4	0	1	1	4	
2015-16	Serebryanye Lvy St. Petersburg	MHL	42	23	32	55	34	--	--	--	--	--	
2016-17	Cape Breton	QMJHL	64	15	35	50	14	11	0	4	4	2	
2017-18	Shawinigan	QMJHL	64	29	14	43	24	--	--	--	--	--	
	Cincinnati	ECHL	5	1	1	2	0	--	--	--	--	--	
	Rochester	AHL	1	0	0	0	0	--	--	--	--	--	
2018-19	Cincinnati	ECHL	68	19	31	50	14	11	2	2	4	4	
	Rochester	AHL	2	0	0	0	0	--	--	--	--	--	
2019-20	St. Petersburg	RUS-2	33	12	5	17	6	10	2	3	5	0	
	St. Petersburg	KHL	11	2	1	3	2	--	--	--	--	--	

AARON HUGLEN RIGHT WING

March 6, 2001 Roseau, Minnesota 6 ft 0 in 167 lbs			Selected in the fourth round (102nd overall) in 2019										
SEASON	TEAM	LEAGUE	GP	G	A	P	PIM	GP	G	A	P	PIM	
2016-17	Roseau	Minn. HS	22	8	15	23	14	3	0	1	1	0	
2017-18	Roseau	Minn. HS	23	23	13	36	8	1	0	0	0	4	
2018-19	Fargo	USHL	28	4	10	14	14	2	0	1	1	2	
2019-20	Roseau	Minn. HS	24	17	35	52	33	2	0	2	2	2	
	Fargo	USHL	0	0	0	0	0	--	--	--	--	--	

RYAN JOHNSON DEFENSE

July 24, 2001 Irvine, California 6 ft 0 in 170 lbs			Selected in the first round (31st overall) in 2019										
SEASON	TEAM	LEAGUE	GP	G	A	P	PIM	GP	G	A	P	PIM	
2016-17	Anaheim	T1EHL	32	3	21	24	10	4	0	4	4	4	
	Santa Margarita	Calif. HS	6	1	1	2	0	--	--	--	--	--	
2017-18	Anaheim	T1EHL	35	12	33	45	36	--	--	--	--	--	
2018-19	Sioux Falls	USHL	54	6	19	25	26	12	2	6	8	4	
2019-20	Minnesota	Big Ten	37	0	8	8	20	--	--	--	--	--	



2020 - 2021

JAKUB KONECNY CENTER

June 19, 2002 Brno, Czech Republic 5 ft 11 in 156 lbs			Selected in the seventh round (216th overall) in 2020										
SEASON	TEAM	LEAGUE	GP	G	A	P	PIM	GP	G	A	P	PIM	
2017-18	Žďár nad Sázavou U16	Czech-U16	34	16	31	47	20	--	--	--	--	--	
	Žďár nad Sázavou U18	Czech-U18	31	7	11	18	6	--	--	--	--	--	
	Žďár nad Sázavou	Czech-3	2	1	1	2	0	--	--	--	--	--	
2018-19	Žďár nad Sázavou U19	Czech-U19	26	8	20	28	31	--	--	--	--	--	
	Czech Republic	WJ17	5	0	0	0	2	--	--	--	--	--	
	Praha U19	Czech-U19	2	0	0	0	0	3	0	0	0	0	
	Žďár nad Sázavou	Czech-3	1	0	0	0	0	--	--	--	--	--	
2019-20	Praha Jr.	Czech-Jr.	40	14	17	31	4	--	--	--	--	--	

MISKA KUKKONEN DEFENSE

June 19, 2002 Jokioinen, Finland 6 ft 2 in 199 lbs			Selected in the fifth round (125th overall) in 2018										
SEASON	TEAM	LEAGUE	GP	G	A	P	PIM	GP	G	A	P	PIM	
2016-17	Ilves Jr.	FIN-Jr.	24	1	7	8	44	3	0	0	0	2	
	Ilves U18	FIN-U18	--	--	--	--	--	4	0	1	1	6	
2017-18	Ilves Jr.	FIN-Jr.	12	2	2	4	33	--	--	--	--	--	
2018-19	Tappara Jr.	FIN-Jr.	29	2	6	8	46	--	--	--	--	--	
	Tappara	Liiga	3	0	0	0	0	--	--	--	--	--	
	Lukko	Liiga	7	0	1	1	2	6	0	0	0	2	
	Lukko Jr.	FIN-Jr.	4	0	0	0	6	--	--	--	--	--	
	KeuPa	FIN-2	1	0	0	0	0	--	--	--	--	--	
2019-20	Lempäälän	FIN-2	1	0	0	0	12	--	--	--	--	--	
	Lukko	Liiga	19	0	2	2	20	--	--	--	--	--	
	Luuko Jr.	FIN-Jr.	4	0	2	2	2	--	--	--	--	--	

ALBERT LYCKASEN DEFENSE

July 29, 2001 Balsta, Sweden 5 ft 11 in 187 lbs			Selected in the seventh round (193rd overall) in 2020										
SEASON	TEAM	LEAGUE	GP	G	A	P	PIM	GP	G	A	P	PIM	
2017-18	Linköping U18	SWE-U18	19	2	7	9	16	--	--	--	--	--	
	Linköping U18	SWE-U18-A	15	3	12	15	12	8	0	3	3	4	
	Linköping Jr.	SWE-Jr.	3	0	0	0	0	--	--	--	--	--	
2018-19	Linköping Jr.	SWE-Jr.	44	7	9	16	26	5	0	0	0	2	
	Sweden	WJ18	7	0	0	0	0	--	--	--	--	--	
	Linköping U18	SWE-U18	5	1	4	5	2	--	--	--	--	--	
	Linköping U18	SWE-U18-A	0	0	0	0	0	3	0	1	1	0	
2019-20	Linköping Jr.	SWE-Jr.	43	14	22	36	26	--	--	--	--	--	
	Linköping	SHL	1	0	0	0	0	--	--	--	--	--	

PHILIP NYBERG DEFENSE

April 27, 1997 Karlskrona, Sweden 6 ft 4 in 203 lbs			Selected in the fifth round (129th overall) in 2016										
SEASON	TEAM	LEAGUE	GP	G	A	P	PIM	GP	G	A	P	PIM	
2013-14	Linköping U18	SWE-U18	17	3	8	11	10	--	--	--	--	--	
	Linköping U18	SWE-U18-A	9	0	2	2	2	5	1	1	2	4	
	Linköping Jr.	SWE-Jr.	1	0	0	0	0	--	--	--	--	--	
2014-15	Linköping U18	SWE-U18	20	3	9	12	22	--	--	--	--	--	
	Linköping U18	SWE-U18-A	16	1	1	2	18	5	0	0	0	0	
	Linköping Jr.	SWE-Jr.	3	0	0	0	2	2	0	0	0	0	
	Linköping Jr.	SWE-Jr.	45	4	14	18	51	4	1	0	1	2	
2016-17	Madison	USHL	25	2	7	9	16	--	--	--	--	--	
2017-18	UConn	H-East	16	1	5	6	14	--	--	--	--	--	
	UConn	H-East	20	2	1	3	6	--	--	--	--	--	
2018-19	UConn	H-East	34	0	4	4	20	--	--	--	--	--	
2019-20	Lindlövens	SWE-3	24	1	5	6	39	--	--	--	--	--	
	Mora	SWE-2	16	1	2	3	4	--	--	--	--	--	



2020 - 2021

J-J PETERKA RIGHT WING

January 14, 2002 | Munich, Germany | 5 ft 11 in | 192 lbs

Selected in the second round (34th overall) in 2020

SEASON	TEAM	LEAGUE	GP	G	A	P	PIM	GP	G	A	P	PIM
2017-18	Salzburg U18	Czech-U18	18	7	14	21	4	2	4	0	4	0
	Salzburg U18	Austria-U18	13	28	17	45	6	7	7	12	19	4
2018-19	Salzburg U19	Czech-U19	48	45	49	94	52	--	--	--	--	--
	Germany	WJ18-1A	5	2	6	8	0	--	--	--	--	--
2019-20	München	DEL	42	7	4	11	14	--	--	--	--	--
	Germany	WJC	7	4	2	6	16	--	--	--	--	--

LAWRENCE PILUT DEFENSE

December 30, 1995 | Tingsryd, Sweden | 5 ft 11 in | 194 lbs

Signed as an unrestricted free agent on May 15, 2018

SEASON	TEAM	LEAGUE	GP	G	A	P	PIM	GP	G	A	P	PIM
2010-11	Tingsryds U18	SWE-U18	28	1	6	7	4	3	0	1	1	0
2011-12	HV71 U18	SWE-U18	22	3	5	8	8	--	--	--	--	--
	HV71 U18	SWE-U18-A	12	3	4	7	14	3	0	1	1	0
	HV71 Jr.	SWE-Jr.	3	0	1	1	0	--	--	--	--	--
2012-13	HV71 Jr.	SWE-Jr.	42	3	18	21	28	7	1	3	4	4
	HV71 U18	SWE-U18	8	1	4	5	2	--	--	--	--	--
	HV71 U18	SWE-U18-A		1	0	2	3	--	--	--	--	--
2013-14	HV71 Jr.	SWE-Jr.	30	3	15	18	26	4	1	1	2	6
	HV71	SHL	22	0	4	4	18	6	0	0	0	0
2014-15	HV71	SHL	48	3	8	11	10	4	0	0	0	0
	Timrå	SWE-2	4	0	2	2	0	--	--	--	--	--
	HV71 Jr.	SWE-Jr.	2	0	0	0	0	--	--	--	--	--
2015-16	HV71	SHL	21	1	5	6	4	6	1	1	2	0
2016-17	HV71	SHL	48	3	9	12	20	16	2	3	5	8
2017-18	HV71	SHL	52	8	30	38	22	2	0	0	0	0
2018-19	Buffalo	NHL	33	1	5	6	20	--	--	--	--	--
	Rochester	AHL	30	4	22	26	14	3	0	0	0	0
2019-20	Rochester	AHL	37	6	17	23	20	--	--	--	--	--
	Buffalo	NHL	13	0	0	0	4	--	--	--	--	--

ERIK PORTILLO GOALTENDER

September 3, 2000 | Gothenburg, Sweden | 6 ft 6 in | 218 lbs

Selected in the third round (67th overall) in 2019

SEASON	TEAM	LEAGUE	GP	W	L	OT	SV%	GP	W	L	SV%
2017-18	Frölunda U18	SWE-U18-A	11	6	4	--	.907	7	5	2	.903
	Frölunda U18	SWE-U18	10	8	2	--	.931	--	--	--	--
	Frölunda Jr.	SWE-Jr.	2	2	0	--	.974	--	--	--	--
2018-19	Frölunda Jr.	SWE-Jr.	26	21	5	--	.931	4	2	1	.933
2019-20	Dubuque	USHL	27	19	5	1	.915	--	--	--	--
	Sweden	WJC	0	0	0	0	--	--	--	--	--

JACK QUINN RIGHT WING

September 19, 2001 | Cobden, Ontario | 6 ft 1 in | 179 lbs

Selected in the first round (8th overall) in 2020

SEASON	TEAM	LEAGUE	GP	G	A	P	PIM	GP	G	A	P	PIM
2017-18	Kanata	CCHL	49	21	25	46	24	4	0	1	1	0
	Ottawa	OHL	8	0	1	1	0	2	0	0	0	0
2018-19	Ottawa	OHL	61	12	20	32	23	18	3	4	7	0
2019-20	Ottawa	OHL	62	52	37	89	32	--	--	--	--	--



2020 - 2021

LUKAS ROUSEK LEFT WING

April 20, 1999 | Ostrov nad Ohří, Czech Republic | 5 ft 11 in | 171 lbs

Selected in the sixth round (160th overall) in 2019

SEASON	TEAM	LEAGUE	GP	G	A	P	PIM	GP	G	A	P	PIM
2017-18	Praha	Czech	26	0	2	2	0	--	--	--	--	--
	Praha Jr.	Czech Jr.	18	10	16	26	6	--	--	--	--	--
	Letnany	Czech-3	4	4	5	9	0	--	--	--	--	--
2018-19	Litomerice	Czech-2	1	0	0	0	0	--	--	--	--	--
	Praha	Czech	34	4	5	9	4	4	2	3	5	0
	Litomerice	Czech-2	16	7	8	15	4	--	--	--	--	--
2019-20	Praha U19	Czech-U19	3	1	9	10	0	9	5	4	9	2
	Praha	Czech	52	14	15	29	14	--	--	--	--	--

LINUS WEISSBACH LEFT WING

April 19, 1998 | Gothenburg, Sweden | 5 ft 8 in | 161 lbs

Selected in seventh round (192nd overall) in 2017

SEASON	TEAM	LEAGUE	GP	G	A	P	PIM	GP	G	A	P	PIM
2014-15	Frölunda Jr.	SWE-Jr.	16	2	4	6	6	--	--	--	--	--
	Frölunda U18	SWE-U18	13	11	12	23	4	--	--	--	--	--
	Frölunda U18	SWE-U18-A	9	7	7	14	2	4	2	1	3	2
2015-16	Frölunda Jr.	SWE-Jr.	44	17	31	48	34	3	1	1	2	0
	Frölunda	SHL	1	0	0	0	0	--	--	--	--	--
	Frölunda U18	SWE-U18-A	--	--	--	--	--	4	1	1	2	0
2016-17	Tri-City	USHL	49	19	28	47	4	--	--	--	--	--
2017-18	Wisconsin	Big Ten	34	10	16	26	26	--	--	--	--	--
2018-19	Wisconsin	Big Ten	27	8	17	25	10	--	--	--	--	--
2019-20	Wisconsin	Big Ten	35	4	18	22	25	--	--	--	--	--

WILLIAM WORGE-KREU DEFENSE

May 15, 2000 | Linköping, Sweden | 6 ft 6 in | 178 lbs

Selected in the seventh round (187th overall) in 2018

SEASON	TEAM	LEAGUE	GP	G	A	P	PIM	GP	G	A	P	PIM
2016-17	Linköping U18	SWE-U18	22	2	4	6	22	--	--	--	--	--
	Linköping U18	SWE-U18-A	18	0	4	4	31	6	0	2	2	6
	Linköping Jr.	SWE-Jr.	2	0	0	0	0	--	--	--	--	--
2017-18	Linköping Jr.	SWE-Jr.	38	3	11	14	40	3	0	0	0	2
	Linköping U18	SWE-U18	5	1	0	1	4	--	--	--	--	--
	Linköping U18	SWE-U18-A	4	1	0	1	10	8	0	0	0	10
	Linköping	SHL	1	0	0	0	0	--	--	--	--	--
2018-19	Linköping Jr.	SWE-Jr.	24	0	3	3	36	6	0	2	2	2
2019-20	Linköping	SHL	25	1	2	3	10	--	--	--	--	--
	Linköping Jr.	SWE-Jr.	24	1	10	11	74	--	--	--	--	--



SEASON IN REVIEW

2019-2020



2019-20 NHL STANDINGS

SEASON IN REVIEW

2019 - 2020

EASTERN CONFERENCE



ATLANTIC

RANK	TEAM	GP	W	L	OT	PTS	PTS%	GF	GA	DIFF	HOME	AWAY
1	BOSTON	70	44	14	12	100	.714	227	174	+53	22-4-9	22-10-3
2	TAMPA BAY	70	43	21	6	92	.657	245	195	+50	22-10-2	21-11-4
3	TORONTO	70	36	25	9	81	.579	238	227	+11	18-9-7	18-16-2
4	FLORIDA	69	35	26	8	78	.565	231	228	+3	17-14-4	18-12-4
5	MONTREAL	71	31	31	9	71	.500	212	221	-9	14-17-6	17-14-3
6	BUFFALO	69	30	31	8	68	.493	195	217	-22	20-11-4	10-20-4
7	OTTAWA	71	25	34	12	62	.437	191	243	-52	18-13-6	7-21-6
8	DETROIT	71	17	49	5	39	.275	145	267	-122	12-23-2	5-26-3

METROPOLITAN

RANK	TEAM	GP	W	L	OT	PTS	PTS%	GF	GA	DIFF	HOME	AWAY
1	WASHINGTON	69	41	20	8	90	.652	240	215	+25	18-10-5	23-10-3
2	PHILADELPHIA	69	41	21	7	89	.645	232	196	+36	25-6-4	16-15-3
3	PITTSBURGH	69	40	23	6	86	.623	224	196	+28	23-8-4	17-15-2
4	CAROLINA	68	38	25	5	81	.596	222	193	+29	19-12-2	19-13-3
5	NY ISLANDERS	68	35	23	10	80	.588	192	193	-1	20-9-6	15-14-4
6	COLUMBUS	70	33	22	15	81	.579	180	187	-7	20-12-4	13-10-11
7	NY RANGERS	70	37	28	5	79	.564	234	222	+12	18-16-2	19-12-3
8	NEW JERSEY	69	28	29	12	68	.493	189	230	-41	13-11-10	15-18-2

WESTERN CONFERENCE



CENTRAL

RANK	TEAM	GP	W	L	OT	PTS	PTS%	GF	GA	DIFF	HOME	AWAY
1	ST. LOUIS	71	42	19	10	94	.662	225	193	+32	23-7-5	19-12-5
2	COLORADO	70	42	20	8	92	.657	237	191	+46	18-9-6	24-11-2
3	DALLAS	69	37	24	8	82	.594	180	177	+3	19-12-3	18-12-5
4	NASHVILLE	69	35	26	8	78	.565	215	217	-2	17-14-4	18-12-4
5	WINNIPEG	71	37	28	6	80	.563	216	203	+13	20-14-3	17-14-3
6	MINNESOTA	69	35	27	7	77	.558	220	220	0	19-11-5	16-16-2
7	CHICAGO	70	32	30	8	72	.514	212	218	-6	16-14-4	16-16-4

PACIFIC

RANK	TEAM	GP	W	L	OT	PTS	PTS%	GF	GA	DIFF	HOME	AWAY
1	VEGAS	71	39	24	8	86	.36	227	211	+16	22-11-4	17-13-4
2	EDMONTON	71	37	25	9	83	.35	225	217	+8	17-11-6	20-14-3
3	CALGARY	70	36	27	7	79	.30	210	215	-5	16-13-4	20-14-3
4	VANCOUVER	69	36	27	6	78	.32	228	217	+11	22-9-4	14-18-2
5	ARIZONA	70	33	29	8	74	.28	195	187	+8	17-12-4	16-17-4
6	ANAHEIM	71	29	33	9	67	.24	187	226	-39	16-15-5	13-18-4
7	LOS ANGELES	70	29	35	6	64	.28	178	212	-34	19-13-2	10-22-4
8	SAN JOSE	70	29	36	5	63	.27	182	226	-44	17-17-2	12-19-3





2020 STANLEY CUP PLAYOFFS SEASON IN REVIEW

2019 - 2020

FIRST ROUND

EASTERN CONFERENCE

FINAL SCORE

- 1 Philadelphia def. 8 Montreal (4-2)
- 2 Tampa Bay def. 7 Columbus (4-1)
- 6 NY Islanders def. 3 Washington (4-1)
- 4 Boston def. 5 Carolina (4-1)

WESTERN CONFERENCE

FINAL SCORE

- 1 Vegas def. 8 Chicago (4-1)
- 2 Colorado def. 7 Arizona (4-1)
- 3 Dallas def. 6 Calgary (4-2)
- 5 Vancouver def. 4 St. Louis (4-2)

SECOND ROUND

EASTERN CONFERENCE

FINAL SCORE

- 6 NY Islanders def. 1 Philadelphia (4-3)
- 2 Tampa Bay def. 4 Boston (4-1)

WESTERN CONFERENCE

FINAL SCORE

- 1 Vegas def. 5 Vancouver (4-3)
- 3 Dallas def. 2 Colorado (4-3)

CONFERENCE FINALS

TEAMS

FINAL SCORE

- 2 Tampa Bay def. 6 NY Islanders (4-2)
- 3 Dallas def. 1 Vegas (4-1)

STANLEY CUP FINAL

TEAMS

FINAL SCORE

- 2 Tampa Bay def. 3 Dallas (4-2)





TEAM GAME-BY-GAME SEASON IN REVIEW

2019 - 2020

TEAM GAME-BY-GAME													
#	DATE	TEAM	W-L-OT	RECORD	GF-GA	SCORERS	W GOAL	PP	PK	SF-SA	W-L GLTDR.	ATTEND.	
1	10/03/2019	@ PIT	W	01-00-00	3-1	43,43p,26	43	1-2	4-5	41-29	40 / 30	18616+	
2	10/05/2019	NJD	W	02-00-00	7-2	68p,9p,21,53,68p,23,23	21	3-4	2-2	36-20	40 / 29	19070+	
3	10/07/2019	@ CBJ	O*	02-00-01	3-4	90p,53,68p	42	2-4	1-3	18-44	70 / 35	14618	
4	10/09/2019	MTL	W*	03-00-01	5-4	68p,9p,9,53,90	90	2-5	2-3	39-27	40 / 37	15383	
5	10/11/2019	FLA	W**	04-00-01	3-2	22,6	9	0-4	2-2	32-43	35 / 72	15638	
6	10/14/2019	DAL	W	05-00-01	4-0	68p,23,53,90	68	1-2	2-2	22-25	40 / 30	16595	
7	10/16/2019	@ ANA	L	05-01-01	2-5	9,68p	15	1-7	3-4	33-31	36 / 35	15193	
8	10/17/2019	@ LAK	W	06-01-01	3-0	37,43,37p	37	1-3	3-3	24-47	40 / 36	17605	
9	10/19/2019	@ SJS	W	07-01-01	4-3	90,37,53,28	28	0-4	2-4	35-32	35 / 31	17562+	
10	10/22/2019	SJS	W*	08-01-01	4-3	9p,23,53,9	9	1-4	2-2	29-28	40 / 31	15876	
11	10/24/2019	@ NYR	L	08-02-01	2-6	6,17	16	0-3	4-4	33-24	30 / 40	16913	
12	10/25/2019	@ DET	W	09-02-01	2-0	19,23p	19	1-3	3-3	25-41	35 / 35	18616	
13	10/28/2019	ARI	O**	09-02-02	2-3	9p,53	8	1-2	1-2	26-44	35 / 40	15358	
14	11/01/2019	@ WSH	L	09-03-02	1-6	10	18	0-2	1-1	30-34	70 / 35	18573+	
15	11/02/2019	NYI	L	09-04-02	0-1		10	0-3	1-1	27-21	40 / 40	19070+	
16	11/08/2019	TBL	L	09-05-02	2-3	23,23	37	0-2	3-4	22-34	88 / 35	13230	
17	11/09/2019	@ TBL	L	09-06-02	3-5	23,68,9	37	0-2	1-3	43-40	35 / 40	13339	
18	11/14/2019	CAR	O*	09-06-03	4-5	53,27,10,22	19	0-3	1-3	33-29	34 / 40	16603	
19	11/16/2019	OTT	W	10-06-03	4-2	9,9,9,9	9	0-2	2-3	32-23	35 / 41	18555	
20	11/17/2019	@ CHI	L	10-07-03	1-4	9	77	0-4	4-5	34-27	50 / 40	21334+	
21	11/19/2019	MIN	L	10-08-03	1-4	62	11	0-3	6-7	31-26	32 / 35	15522	
22	11/21/2019	@ BOS	L	10-09-03	2-3	55p,62	88	1-4	0-2	38-27	40 / 35	17850+	
23	11/24/2019	@ FLA	W	11-09-03	5-2	53,28,9,68,28	9	0-2	3-4	26-45	35 / 33	14443	
24	11/25/2019	@ TBL	L	11-10-03	2-5	23,13	37	0-4	3-4	30-29	88 / 40	19092+	
25	11/27/2019	CGY	O*	11-10-04	2-3	13s,68	28	0-2	2-2	36-29	33 / 35	17485	
26	11/29/2019	TOR	W	12-10-04	6-4	53,9,37,68,13,9	13	0-2	4-4	36-29	35 / 30	19070+	
27	11/30/2019	@ TOR	O*	12-10-05	1-2	55	91	0-2	0-1	30-43	31 / 40	19250+	
28	12/02/2019	NJD	W	13-10-05	7-1	9,53,43,43,74,68,10p	53	1-2	3-4	32-45	35 / 70	15422	
29	12/05/2019	@ CGY	L	13-11-05	3-4	23,19,9p	17	1-8	1-2	29-29	33 / 35	18085	
30	12/07/2019	@ VAN	O*	13-11-06	5-6	21,23,68p,28,90	9	1-4	1-2	28-30	35 / 40	18871+	
31	12/08/2019	@ EDM	W*	14-11-06	3-2	21,22,33	33	0-3	2-3	22-28	35 / 41	17227	
32	12/10/2019	STL	W	15-11-06	5-2	23,22,9,28,9	9	0-2	2-2	33-30	35 / 34	16521	
33	12/12/2019	NSH	W	16-11-06	4-3	13,9,9,68	68	0-1	2-2	32-39	35 / 74	17211	
34	12/14/2019	@ NYI	O*	16-11-07	2-3	68p,9p	18	2-3	3-3	35-26	40 / 35	13795	
35	12/17/2019	@ TOR	L	16-12-07	3-5	26p,9,21	41	1-2	1-1	30-33	31 / 35	19365+	
36	12/19/2019	@ PHI	L	16-13-07	1-6	68p	25	1-2	2-5	17-29	79 / 40	18124	
37	12/21/2019	LAK	W	17-13-07	3-2	55,6,68	68	0-3	2-2	28-27	35 / 32	17484	
38	12/23/2019	@ OTT	L	17-14-07	1-3	28	44	0-2	2-2	44-29	41 / 35	11838	
39	12/27/2019	BOS	L	17-15-07	0-3		37	0-2	3-4	26-25	41 / 35	19070+	
40	12/29/2019	@ BOS	L	17-16-07	2-3	55,27	74	0-3	4-6	26-22	40 / 35	17850+	
41	12/31/2019	TBL	L	17-17-07	4-6	43,90,13,9s	17	0-4	3-5	28-27	88 / 35	18465	
42	01/02/2020	EDM	W*	18-17-07	3-2	27,23,9	9	0-2	1-1	26-27	35 / 41	19070+	
43	01/04/2020	FLA	W	19-17-07	3-2	10,43,23p	23	1-3	3-3	18-34	35 / 72	17731	
44	01/09/2020	@ STL	L	19-18-07	1-5	9	21	0-1	0-1	19-31	50 / 35	18096+	
45	01/11/2020	VAN	L	19-19-07	3-6	62,23p,28	6	1-3	2-2	28-35	25 / 40	18509	
46	01/12/2020	@ DET	W	20-19-07	5-1	71,71p,28s,4,55p	71	2-4	3-3	27-22	35 / 35	18312	
47	01/14/2020	VGK	W	21-19-07	4-2	21p,23p,9,27	9	2-3	2-3	26-26	35 / 29	18257	
48	01/16/2020	@ DAL	W	22-19-07	4-1	13,26,67s,28	26	0-2	4-4	22-29	35 / 30	18532+	
49	01/18/2020	@ NSH	L	22-20-07	1-2	23	15	0-3	2-3	31-37	35 / 35	17729+	
50	01/28/2020	OTT	L	22-21-07	2-5	23p,9	5	1-4	1-4	30-39	41 / 35	16651	
51	01/30/2020	MTL	L	22-22-07	1-3	9p	11	1-3	1-1	21-30	31 / 40	16604	
52	02/01/2020	CBJ	W*	23-22-07	2-1	71,9	9	0-0	2-2	24-23	40 / 80	17650	
53	02/04/2020	COL	L	23-23-07	1-6	23	95	0-2	0-0	24-27	31 / 40	16859	
54	02/06/2020	DET	O**	23-23-08	3-4	13,20,71	71	0-4	3-4	32-21	45 / 34	16607	
55	02/07/2020	@ NYR	W	24-23-08	3-2	28,23,13	13	0-1	1-2	28-39	40 / 40	17297	



TEAM GAME-BY-GAME SEASON IN REVIEW

2019 - 2020

TEAM GAME-BY-GAME													
#	DATE	TEAM	W-L-OT	RECORD	GF-GA	SCORERS	W GOAL	PP	PK	SF-SA	W-L GLTDR.	ATTEND.	
56	02/09/2020	ANA	L	24-24-08	2-3	22,26p	37	1-2	1-1	33-28	30 / 34	16131	
57	02/11/2020	DET	W	25-24-08	3-2	43,90,23	23	0-3	3-3	25-29	40 / 45	16588	
58	02/13/2020	CBJ	W*	26-24-08	4-3	9,68p,71,68	68	1-1	1-1	27-31	40 / 80	16923	
59	02/16/2020	TOR	W	27-24-08	5-2	22,43,9p,21,13	9	1-3	1-1	36-22	40 / 31	19070+	
60	02/18/2020	@ OTT	L	27-25-08	4-7	62,62,21,68p	44	1-4	0-2	27-40	41 / 40	15040	
61	02/22/2020	@ PIT	W	28-25-08	5-2	28,23,9p,53,9p	9	2-3	2-2	26-43	40 / 35	18620+	
62	02/23/2020	WPG	W	29-25-08	2-1	21,21	21	0-3	1-1	25-26	34 / 37	17805	
63	02/26/2020	@ COL	L	29-26-08	2-3	28,27	37	0-2	1-3	33-34	39 / 40	18020+	
64	02/28/2020	@ VGK	L	29-27-08	2-4	95,53	19	0-1	0-0	34-28	90 / 40	18404+	
65	02/29/2020	@ ARI	L	29-28-08	2-5	90,53	9	0-2	2-2	27-31	32 / 34	17125+	
66	03/03/2020	@ WPG	L	29-29-08	1-3	55	3	0-2	2-3	26-35	37 / 40	15325+	
67	03/05/2020	PIT	L	29-30-08	2-4	19s,90	72	0-3	2-3	30-32	30 / 34	18236	
68	03/07/2020	@ PHI	L	29-31-08	1-3	95	28	0-4	3-3	39-24	79 / 40	19781+	
69	03/09/2020	WSH	W**	30-31-08	3-2	68,9p	95	1-3	1-1	26-35	35 / 70	16539	

* - Overtime ** - Shootout p - Power-Play Goal s - Shorthanded Goal + - Sellout





INDIVIDUAL SCORING BREAKDOWN

SEASON IN REVIEW

2019 - 2020

PLAYER	Even Strength			Power Play			Shorthanded			Home					Away				
	G	A	P	G	A	P	G	A	P	GP	G	A	P	+/-	GP	G	A	P	+/-
Rasmus Asplund	1	1	2	0	0	0	0	1	1	14	1	1	2	-2	15	0	1	1	-2
Zach Bogosian	1	4	5	0	0	0	0	0	0	8	0	3	3	0	11	1	1	2	0
Rasmus Dahlin	2	19	21	2	17	19	0	0	0	29	1	21	22	0	30	3	15	18	-7
Jean-Sebastien Dea	0	0	0	0	0	0	0	0	0	3	0	0	0	0	0	0	0	0	0
Jack Eichel	24	26	50	11	16	27	1	0	1	35	26	23	49	17	33	10	19	29	-12
Michael Frolik	0	3	3	0	0	0	1	0	1	11	0	0	0	-5	8	1	3	4	3
John Gilmour	0	0	0	0	0	0	0	0	0	2	0	0	0	0	2	0	0	0	-2
Zemgus Girgensons	11	7	18	0	0	0	1	0	1	35	2	7	9	-4	34	10	0	10	3
Marcus Johansson	8	16	24	1	5	6	0	0	0	30	5	10	15	-6	30	4	11	15	-6
Henri Jokiharju	3	10	13	1	1	2	0	0	0	35	3	7	10	4	34	1	4	5	-10
Dominik Kahun	2	2	4	0	0	0	0	0	0	2	0	1	1	2	4	2	1	3	0
Johan Larsson	6	12	18	0	0	0	0	0	0	30	5	6	11	5	32	1	6	7	3
Curtis Lazar	5	4	9	0	0	0	0	1	1	21	3	2	5	-1	17	2	3	5	-2
Jake McCabe	2	10	12	0	0	0	1	0	1	35	1	5	6	-7	31	2	5	7	-4
Colin Miller	1	7	8	0	3	3	0	0	0	28	0	6	6	-3	23	1	4	5	-6
Casey Mittelstadt	3	4	7	1	1	2	0	0	0	15	1	2	3	-4	16	3	3	6	-1
Brandon Montour	5	11	16	0	2	2	0	0	0	28	2	6	8	11	26	3	7	10	2
Kyle Okposo	8	10	18	1	0	1	0	0	0	26	5	3	8	-2	26	4	7	11	-1
Victor Olofsson	9	16	25	11	6	17	0	0	0	25	12	11	23	11	29	8	11	19	-12
Lawrence Pilut	0	0	0	0	0	0	0	0	0	8	0	0	0	-4	5	0	0	0	0
Sam Reinhart	17	21	38	5	7	12	0	0	0	35	14	16	30	2	34	8	12	20	-17
Rasmus Ristolainen	4	19	23	2	7	9	0	1	1	35	1	16	17	-1	34	5	11	16	-1
Evan Rodrigues	4	4	8	1	0	1	0	0	0	21	3	2	5	-5	17	2	2	4	-3
Marco Scandella	3	6	9	0	0	0	0	0	0	13	2	4	6	12	18	1	2	3	-3
Conor Sheary	8	8	16	1	2	3	0	0	0	27	6	5	11	-1	28	3	5	8	-3
Wayne Simmonds	0	1	1	0	0	0	0	0	0	2	0	0	0	-2	5	0	1	1	-2
Jeff Skinner	14	6	20	0	3	3	0	0	0	30	8	7	15	-3	29	6	2	8	-19
Dalton Smith	0	0	0	0	0	0	0	0	0	1	0	0	0	1	0	0	0	0	0
Vladimir Sobotka	1	2	3	0	0	0	0	0	0	8	0	2	2	2	8	1	0	1	0
Tage Thompson	0	0	0	0	0	0	0	0	0	0	0	0	0	0	1	0	0	0	0
Jimmy Vesey	8	10	18	0	1	1	1	0	1	34	6	5	11	5	30	3	6	9	7
Scott Wilson	1	1	2	0	0	0	0	0	0	4	1	1	2	0	2	0	0	0	1



INDIVIDUAL GOAL-SCORING BREAKDOWN

SEASON IN REVIEW

2019 - 2020

INDIVIDUAL GOAL-SCORING BREAKDOWN														
PLAYER	1ST	2ND	3RD	OT	EV	PP	SH	GW	LL	1H	2H	HOME	ROAD	TOTAL
Asplund	1	0	0	0	1	0	0	0	0	1	0	1	0	1
Bogosian	0	0	1	0	1	0	0	0	0	0	1	0	1	1
Dahlin	0	3	1	0	2	2	0	1	1	2	2	1	3	4
Dea	0	0	0	0	0	0	0	0	0	0	0	0	0	0
Eichel	6	14	13	3	24	11	1	9	8	25	11	26	10	36
Frolik	0	0	1	0	0	0	1	0	0	0	1	0	1	1
Gilmour	0	0	0	0	0	0	0	0	0	0	0	0	0	0
Girgensons	5	1	6	0	11	0	1	1	3	6	6	2	10	12
Johansson	2	3	3	1	7	2	0	1	1	6	3	5	4	9
Jokiharju	1	2	1	0	3	1	0	0	1	3	1	3	1	4
Kahun	1	1	0	0	2	0	0	0	0	0	2	0	2	2
Larsson	2	3	1	0	5	1	0	0	0	4	2	5	1	6
Lazar	1	2	2	0	4	1	0	0	0	2	3	3	2	5
McCabe	1	1	1	0	1	1	1	1	1	2	1	1	2	3
Miller	0	0	0	1	1	0	0	1	1	1	0	0	1	1
Mittelstadt	1	3	0	0	3	1	0	1	2	4	0	1	3	4
Montour	3	0	2	0	5	0	0	0	0	2	3	2	3	5
Okposo	2	4	3	0	8	1	0	2	1	4	5	5	4	9
Olofsson	4	8	7	1	9	11	0	4	4	16	4	12	8	20
Pilot	0	0	0	0	0	0	0	0	0	0	0	0	0	0
Reinhart	8	8	6	0	17	5	0	2	1	12	10	14	8	22
Ristolainen	1	3	2	0	4	2	0	0	0	4	2	1	5	6
Rodrigues	3	0	2	0	4	1	0	1	1	0	5	3	2	5
Scandella	0	2	1	0	3	0	0	0	1	3	0	2	1	3
Sheary	6	3	0	0	8	1	0	1	1	6	3	6	3	9
Simmonds	0	0	0	0	0	0	0	0	0	0	0	0	0	0
Skinner	5	3	6	0	14	0	0	1	1	11	3	8	6	14
Smith	0	0	0	0	0	0	0	0	0	0	0	0	0	0
Sobotka	0	1	0	0	1	0	0	0	0	1	0	0	1	1
Thompson	0	0	0	0	0	0	0	0	0	0	0	0	0	0
Vesey	2	3	4	0	7	1	1	2	0	5	4	6	3	9
Wilson	0	0	1	0	1	0	0	0	0	0	1	1	0	1
Total	55	68	64	6	146	42	5	28	28	120	73	108	85	193



SEASON IN REVIEW

SEASON STATISTICS

2019 - 2020

SABRES' RECORD WHEN A PLAYER RECORDS A GOAL/ASSIST/POINT/MULTI-POINT GAME

PLAYER	IN LINEUP	GOAL	ASSIST	POINT	MULTI-POINT	Multi-Point Games			
						2 PTS	3 PTS	4 PTS	5 PTS
Asplund	11-14-4	1-0-0	1-0-1	2-0-1	0-0-0	--	--	--	--
Bogosian	10-6-3	1-0-0	4-0-0	5-0-0	0-0-0	--	--	--	--
Dahlin	26-29-4	2-2-0	16-11-2	18-12-2	5-2-0	6	1	--	--
Dea	1-1-1	0-0-0	0-0-0	0-0-0	0-0-0	--	--	--	--
Eichel	30-30-8	16-9-2	17-10-4	25-17-5	15-3-2	12	5	3	--
Frolik	9-9-1	1-0-0	2-1-0	3-1-0	0-0-0	--	--	--	--
Gilmour	1-2-1	0-0-0	0-0-0	0-0-0	0-0-0	--	--	--	--
Girgensons	30-31-8	7-3-1	4-1-0	10-3-1	4-0-0	4	--	--	--
Johansson	27-26-7	4-3-2	9-9-2	10-11-4	4-1-0	5	--	--	--
Jokiharju	30-31-8	2-1-1	9-1-0	11-2-1	1-0-0	1	--	--	--
Kahun	1-5-0	0-2-0	0-2-0	0-4-0	0-0-0	--	--	--	--
Larsson	28-26-8	4-1-1	6-3-1	8-4-2	3-0-1	3	1	--	--
Lazar	15-21-2	2-2-1	3-1-0	5-2-1	1-0-0	1	--	--	--
McCabe	29-29-8	1-2-0	5-6-0	5-8-0	0-0-0	--	--	--	--
Miller	25-22-4	1-0-0	7-0-2	8-0-2	1-0-0	1	--	--	--
Mittelstadt	14-11-6	3-0-0	4-0-0	6-0-0	2-0-0	1	1	--	--
Montour	20-28-6	0-4-0	7-5-1	7-8-1	0-1-0	--	1	--	--
Okposo	24-23-5	5-2-1	4-4-0	8-6-1	3-0-0	3	--	--	--
Olofsson	23-24-7	10-4-4	9-8-2	17-11-5	5-3-1	9	--	--	--
Pilot	4-8-1	0-0-0	0-0-0	0-0-0	0-0-0	--	--	--	--
Reinhart	30-31-8	12-7-1	14-5-4	20-11-4	10-2-1	12	1	--	--
Ristolainen	30-31-8	2-3-1	14-6-3	16-8-4	3-1-1	5	--	--	--
Rodrigues	17-17-4	3-0-1	1-2-1	3-2-2	1-0-0	1	--	--	--
Scandella	15-10-6	2-1-0	4-1-0	6-2-0	1-0-0	1	--	--	--
Sheary	23-24-8	6-1-0	3-3-3	9-3-3	2-1-0	2	1	--	--
Simmonds	1-6-0	0-0-0	0-1-0	0-1-0	0-0-0	--	--	--	--
Skinner	25-26-8	9-2-3	5-1-3	12-3-4	2-0-2	4	--	--	--
Smith	0-1-0	0-0-0	0-0-0	0-4-1	0-0-0	--	--	--	--
Sobotka	9-5-2	0-1-0	1-0-1	1-1-1	0-0-0	--	--	--	--
Thompson	0-1-0	0-0-0	0-0-0	0-0-0	0-0-0	--	--	--	--
Vesey	28-29-7	5-2-2	9-2-0	12-4-2	2-0-0	2	--	--	--
Wilson	4-1-1	0-0-1	0-1-0	0-1-1	0-0-0	--	--	--	--

INDIVIDUAL LEADERS

CATEGORY

PLAYERS

Points:	J. EICHEL (78), S. REINHART (50), V. OLOFSSON (42)
Goals:	J. EICHEL (36), S. REINHART (22), V. OLOFSSON (20)
Assists:	J. EICHEL (42), R. DAHLIN (36), S. REINHART (28)
PP Goals:	J. EICHEL (11), V. OLOFSSON (11), S. REINHART (5)
SH Goals:	J. EICHEL (1), M. FROLIK (1), Z. GIRGENSONS (1), J. MCCABE (1), J. VESEY (1)
GW Goals:	J. EICHEL (9), V. OLOFSSON (4), K. OKPOSO (2), S. REINHART (2), J. VESEY (2)
3+ Goals:	J. EICHEL (1)
PIM:	R. RISTOLAINEN (46), J. MCCABE (41), R. DAHLIN (38)
Shots:	J. EICHEL (227), J. SKINNER (183), S. REINHART (144)
+/-:	B. MONTOUR (+13), J. VESEY (+12), M. SCANDELLA (+9)





SEASON IN REVIEW

SEASON STATISTICS

2019 - 2020

TEAM RECORDS

Overall record:	30-31-8
Home record:	20-11-4
Road record:	10-20-4
1-Goal Games:	15-8-8
2-Goal Games:	5-9
3-Goal Games:	10-14
Scoring first:	22-11-2
Opponent scoring first:	8-20-6
Leading after 1 period:	13-5-1
Trailing after 1 period:	6-17-6
Tied after 1 period:	11-9-1
Leading after 2 periods:	23-1-0
Trailing after 2 periods:	2-22-3
Tied after 2 periods:	5-8-5

OT/Shootout Record - This Season:	8-8
OT/Shootout Record - Franchise:	203-205
Shootout Record - This Season:	2-2
Shootout Record - Franchise:	77-71
Outshooting opponent:	12-15-4
Outshot by opponent:	17-15-4
Even shots:	1-1-0
vs. Atlantic:	10-12-2
vs. Metropolitan:	8-6-3
vs. EASTERN CONFERENCE:	18-18-5
vs. Central:	5-7-0
vs. Pacific:	7-6-3
vs. WESTERN CONFERENCE:	12-13-3

RECORD WHEN SCORING POWER-PLAY GOALS

0 PPG	1 PPG	2 PPG	3+ PPG
15-21-4 (.425)	10-10-2 (.500)	4-0-2 (.833)	1-0-0 (1.000)

RECORD WHEN ALLOWING POWER-PLAY GOALS

0 PPG	1 PPG	2 PPG	3+ PPG
21-12-2 (.629)	8-11-4 (.435)	1-6-2 (.222)	0-2-0 (.000)

RECORD BY DAY OF THE WEEK

Sunday	Monday	Tuesday	Wednesday	Thursday	Friday	Saturday
5-2-0 (.714)	3-3-2 (.500)	4-7-0 (.364)	1-2-1 (.375)	6-7-2 (.467)	4-4-0 (.500)	7-6-3 (.531)

RECORD BY MONTH

October	November	December	January	February	March
9-2-2 (.769)	3-8-3 (.321)	5-7-2 (.429)	5-5-0 (.500)	7-6-1 (.536)	1-3-0 (.250)



SEASON IN REVIEW

SEASON STATISTICS

2019 - 2020

GOALS BY PERIOD

	1	2	3	OT	T	AVG
Buffalo Sabres:	55	68	64	6	193	(2.8 avg.)
Opponents:	68	63	78	6	215	(3.1 avg.)

POWER PLAY

	G	ATT	%
Overall:	37	196	18.9 (20th NHL)
Home:	19	94	20.2 (19th NHL)
Road:	18	102	17.7 (20th NHL)

11 Shorthanded Goals Allowed (30th NHL)

POWER-PLAY SCORING

Player	G	A	P
Jack Eichel	11	16	27
Rasmus Dahlin	2	17	19
Victor Olofsson	11	6	17
Sam Reinhart	5	7	12
Rasmus Ristolainen	2	7	9
Marcus Johansson	1	5	6
Conor Sheary	1	2	3
Colin Miller	0	3	3
Jeff Skinner	0	3	3
Henri Jokiharju	1	1	2
Casey Mittelstadt	1	1	2
Brandon Montour	0	2	2
Kyle Okposo	1	0	1
Evan Rodrigues	1	0	1
Jimmy Vesey	0	1	1

SHOOTOUTS

Shooter	G/S	%	GDG
Rasmus Dahlin	1/1	100.0	0
Dominik Kahun	1/1	100.0	1
Casey Mittelstadt	1/2	50.0	0
Jack Eichel	1/4	25.0	1
Marcus Johansson	0/1	0.0	0
Victor Olofsson	0/1	0.0	0
Jimmy Vesey	0/1	0.0	0
Sam Reinhart	0/4	0.0	0

Goaltender	Rec.	G/S	%
Linus Ullmark	2-0	1/9	.889
Carter Hutton	0-1	1/2	.500
Jonas Johansson	0-1	2/2	.000

SHOTS BY PERIOD

	1	2	3	OT	T	AVG
Buffalo Sabres:	694	656	643	22	2,015	(29.2 avg.)
Opponents:	659	752	720	23	2,154	(31.2 avg.)

PENALTY KILLING

	G	ATT	%
Overall:	47	185	74.6 (30th NHL)
Home:	17	87	80.5 (16th NHL)
Road:	30	98	69.4 (31st NHL)

5 Shorthanded Goals Allowed (T-19th NHL)

SHORTHANDED SCORING

Player	G	A	P
Jack Eichel	1	0	1
Michael Frolik	1	0	1
Zemgus Girgensons	1	0	1
Jake McCabe	1	0	1
Jimmy Vesey	1	0	1
Rasmus Asplund	0	1	1
Curtis Lazar	0	1	1
Rasmus Ristolainen	0	1	1

PENALTIES

	GP	Min	Avg./Rank
Overall	69	479	6:56 (5th NHL)

GOAL SITUATIONS

Situations	For	Against
5-on-5:	130	134
5-on-4:	34	8
5-on-3:	0	0
4-on-4:	2	3
4-on-3:	0	0
3-on-3:	4	5
3-on-4:	0	1
3-on-5:	0	0
4-on-5:	4	45
Empty Net:	8	13
Penalty Shots:	1	0
Total:	193	215



PLAYER GAME-BY-GAME SEASON IN REVIEW

2019 - 2020

PLAYER GAME-BY-GAME								
Date	Opponent	Borgen #3	Bogosian #4	Eichel #9	Jokiharju #10	Vesey #13	Dea #15	Simmonds #17
Oct 3	@ PIT	MIN	INJ	0-0,4/1 21:18	0-0,0/0 16:51	0-0,2/1 12:39	MIN	
Oct 5	vs. NJD	MIN	INJ	1-2,3/0 19:47	0-0,0/-1 17:35	0-0,0/1 14:22	MIN	
Oct 7	@ CBJ	MIN	INJ	0-0,1/-2 23:25	0-0,1/0 17:08	0-0,1/0 10:46	MIN	
Oct 9	vs. MTL	MIN	INJ	2-2,8/0 21:19	0-0,3/1 16:53	0-0,0/0 10:29	MIN	
Oct 11	vs. FLA	MIN	INJ	0-0,6/-1 25:07	0-0,1/1 17:40	0-0,1/0 09:43	MIN	
Oct 14	vs. DAL	MIN	INJ	0-2,0/1 18:29	0-0,1/0 16:27	0-0,1/0 13:37	MIN	
Oct 16	@ ANA	MIN	INJ	1-0,4/-2 19:27	0-0,1/0 14:04	0-0,3/0 14:50	MIN	
Oct 17	@ LAK	MIN	INJ	0-0,1/0 16:50	0-0,1/0 17:26	0-1,1/2 11:05	MIN	
Oct 19	@ SJS	MIN	INJ	0-0,2/0 20:36	0-2,2/2 15:10	0-1,0/0 12:29	MIN	
Oct 22	vs. SJS	MIN	INJ	2-2(W),6/2 21:55	0-1,0/1 16:46	0-0,3/0 11:36	MIN	
Oct 24	@ NYR	MIN	INJ	0-0,4/-1 22:54	0-0,1/-2 16:44	0-0,1/-1 06:08	MIN	
Oct 25	@ DET	DND	INJ	0-2,2/1 18:16	0-0,1/0 15:04	DND	MIN	
Oct 28	vs. ARI	DND	INJ	1-0,2/-1 22:56	0-0,4/0 17:47	DND	MIN	
Nov 1	@ WSH	MIN	INJ	0-0,4/-3 17:01	1-0,5/-1 17:33	DND	MIN	
Nov 2	vs. NYI	MIN	INJ	0-0,5/0 23:28	0-0,0/-1 15:15	0-0,1/0 17:18	MIN	
Nov 8	vs. TBL	MIN	INJ	0-0,1/2 23:16	0-1,0/0 18:50	0-0,1/-1 10:52	MIN	
Nov 9	@ TBL	MIN	INJ	1-1,3/0 22:27	1-1,3/0 15:43	0-0,4/0 12:42	MIN	
Nov 14	vs. CAR	MIN	INJ	0-0,5/0 25:05	1-0,1/0 15:28	0-0,0/-1 13:33	MIN	
Nov 16	vs. OTT	MIN	INJ	4-0(W),5/4 19:57	0-0,1/1 18:01	0-0,2/0 14:47	MIN	
Nov 17	@ CHI	MIN	INJ	1-0,6/-1 22:54	0-0,0/-2 15:51	0-0,2/0 12:29	MIN	
Nov 19	vs. MIN	MIN	INJ	0-1,4/0 21:58	0-0,2/0 15:42	0-0,1/0 11:29	MIN	
Nov 21	@ BOS	MIN	DND	0-1,2/0 24:20	0-0,1/0 16:17	0-0,3/0 16:45	MIN	
Nov 24	@ FLA	MIN	0-1,3/1 22:03	1-2(W),2/2 20:58	0-0,1/2 16:48	0-1,1/2 14:33	MIN	
Nov 25	@ TBL	MIN	0-0,0/1 18:45	0-1,4/-2 22:57	0-0,0/0 16:24	1-0,3/1 18:59	DND	
Nov 27	vs. CGY	MIN	0-0,0/0 16:35	0-1,5/1 22:55	0-0,3/0 18:54	1-0,3/0 13:12	0-0,0/0 05:53	
Nov 29	vs. TOR	MIN	0-1,1/1 19:23	2-1,8/4 21:36	0-0,2/0 15:18	1-1(W),5/3 15:36	DND	
Nov 30	@ TOR	MIN	0-0,2/0 18:06	0-1,2/1 23:46	0-0,1/-1 14:57	0-0,1/0 17:25	DND	
Dec 2	vs. NJD	MIN	0-0,1/2 18:57	1-2,5/3 16:18	1-0,2/2 16:42	0-0,2/1 19:52	DND	
Dec 5	@ CGY	MIN	0-0,0/-2 14:34	1-0,5/1 24:44	0-0,1/0 16:10	0-0,2/0 14:38	MIN	
Dec 7	@ VAN	MIN	0-0,2/-1 22:27	0-2,1/0 24:35	0-0,2/-1 17:37	0-0,0/0 10:31	MIN	
Dec 8	@ EDM	MIN	0-0,0/1 17:55	0-1,1/0 22:01	0-0,0/0 17:00	0-1,2/1 13:06	MIN	
Dec 10	vs. STL	MIN	0-1,0/-1 18:48	2-0(W),2/3 19:56	0-1,2/2 18:49	0-1,0/1 14:54	MIN	
Dec 12	vs. NSH	MIN	DND	2-0,3/2 22:56	0-1,0/0 15:09	1-0,2/0 14:38	MIN	
Dec 14	@ NYI	MIN	DND	1-1,7/-1 23:58	0-0,1/-1 18:43	0-0,1/-1 14:11	MIN	
Dec 17	@ TOR	MIN	DND	1-1,5/0 23:48	0-0,2/-1 19:38	0-0,1/-1 12:05	MIN	
Dec 19	@ PHI	MIN	DND	DND	0-0,2/-3 18:38	0-0,0/0 18:09	MIN	
Dec 21	vs. LAK	MIN	0-0,1/0 18:04	0-1,2/2 22:11	0-0,2/1 16:48	0-1,1/1 14:14	MIN	
Dec 23	@ OTT	MIN	0-0,1/0 10:53	0-0,4/-3 22:33	0-0,1/-1 18:19	0-0,4/0 15:46	MIN	
Dec 27	vs. BOS	MIN	DND	0-0,2/-1 22:54	0-0,3/-1 20:02	0-0,0/-1 14:49	MIN	
Dec 29	@ BOS	MIN	DND	0-1,3/0 21:59	0-0,2/0 18:13	0-0,1/0 08:49	MIN	
Dec 31	vs. TBL	MIN	DND	1-0,2/-2 25:13	1-0,2/1 13:53	1-0,2/1 12:50	MIN	
Jan 2	vs. EDM	MIN	0-1,1/1 13:53	1-0(W),1/0 23:56	0-0,1/-1 15:19	0-0,1/0 13:51	MIN	
Jan 4	vs. FLA	MIN	0-0,0/0 13:14	0-1,5/0 20:12	1-0,1/1 17:31	0-1,0/1 12:50	MIN	
Jan 9	@ STL	MIN	0-0,1/0 15:13	1-0,3/0 21:54	0-0,0/-2 14:27	0-0,0/0 17:02	MIN	
Jan 11	vs. VAN	MIN	DND	0-2,3/-1 22:46	0-0,0/-1 18:17	0-0,2/-1 16:47	MIN	
Jan 12	@ DET	MIN	1-0,1/1 14:49	0-1,4/0 21:13	0-1,1/1 15:50	DND	MIN	
Jan 14	vs. VGK	MIN	DND	1-1(W),3/2 20:13	0-0,0/0 16:28	0-0,3/0 09:46	MIN	
Jan 16	@ DAL	MIN	0-0,0/0 14:08	0-1,0/2 21:32	0-1,1/1 16:17	1-0,1/2 12:59	MIN	
Jan 18	@ NSH	MIN	0-0,2/-1 14:48	0-0,3/0 24:22	0-0,0/0 17:52	0-0,2/1 14:19	MIN	
Jan 28	vs. OTT	MIN	DND	1-0,3/-1 23:11	0-0,0/0 12:25	0-0,0/0 15:06	MIN	
Jan 30	vs. MTL	MIN	DND	1-0,3/-2 23:54	0-0,0/-1 17:28	0-0,2/0 12:00	MIN	
Feb 1	vs. CBJ	MIN	DND	1-0(W),1/1 20:49	0-0,2/-1 19:49	0-0,3/0 17:56	0-0,0/0 06:54	
Feb 4	vs. COL	MIN	0-0,2/-3 17:09	0-1,4/0 20:47	0-0,1/0 15:34	0-0,1/0 19:42	0-0,0/0 10:07	
Feb 6	vs. DET	MIN	DND	0-0,4/2 25:50	0-0,1/0 19:30	1-0,4/2 19:01	MIN	
Feb 7	@ NYR	MIN	DND	0-2,1/3 21:29	0-0,0/1 21:04	1-1(W),4/2 15:32	MIN	
Feb 9	vs. ANA	MIN	DND	0-1,4/-1 28:22	0-0,2/0 14:50	0-1,1/-1 25:52	MIN	
Feb 11	vs. DET	MIN	DND	0-1,5/0 20:22	0-1,0/2 22:22	0-0,1/-2 14:31	MIN	
Feb 13	vs. CBJ	MIN	DND	1-2,5/-1 20:46	0-0,0/-3 22:26	0-0,0/0 11:31	MIN	
Feb 16	vs. TOR	MIN	MIN	1-0(W),5/0 22:36	0-0,0/-1 19:52	1-0,2/1 12:32	MIN	
Feb 18	@ OTT	MIN	MIN	0-1,3/-1 22:54	0-0,0/-1 18:59	0-0,0/-1 12:28	MIN	
Feb 22	@ PIT	MIN	MIN	2-0(W),2/1 18:30	0-0,2/0 18:50	0-0,2/-1 13:23	MIN	
Feb 23	vs. WPG	MIN	MIN	0-0,3/0 22:59	0-1,1/0 21:39	0-0,1/-1 12:39	MIN	
Feb 26	@ COL	MIN	To Waivers	0-0,6/-1 19:42	0-0,1/2 15:00	0-0,0/1 09:39	MIN	
Feb 28	@ VGK	MIN		0-0,4/-3 23:25	0-0,2/-1 19:25	0-1,2/-1 13:12	MIN	
Feb 29	@ ARI	MIN		0-0,1/-2 21:23	0-0,2/-1 17:50	0-0,0/0 15:05	MIN	
Mar 3	@ WPG	MIN		0-0,0/-1 22:28	0-0,1/-1 14:12	0-0,0/0 10:05	MIN	
Mar 5	vs. PIT	MIN		0-0,3/-1 23:33	0-0,2/0 17:29	0-0,2/1 08:06	MIN	
Mar 7	@ PHI	MIN		0-0,3/-1 22:58	0-0,2/-1 16:15	DND	MIN	
Mar 9	vs. WSH	MIN		1-0,4/0 23:42	0-0,1/0 18:41	0-0,1/0 11:35	MIN	
								From NJD
								0-0,1/0 12:53
								0-0,0/1 11:54
								0-1,4/-1 12:25
								0-0,1/-2 16:01
								0-0,1/-2 12:40
								0-0,2/0 11:30
								0-0,0/0 11:18





PLAYER GAME-BY-GAME SEASON IN REVIEW

2019 - 2020

PLAYER GAME-BY-GAME

Date	Opponent	Sobotka #17	McCabe #19	Wilson #20	Okposo #21	Larsson #22	Reinhart #23	Pilut #24
Oct 3	@ PIT	0-0,1/0 16:14	0-0,2/0 25:11	MIN	0-0,1/0 08:40	0-0,2/0 14:01	0-1,2/1 19:37	MIN
Oct 5	vs. NJD	0-0,3/0 14:11	0-1,2/0 19:25	MIN	1-0(W),2/1 10:05	0-0,3/1 13:16	2-0,3/1 20:37	MIN
Oct 7	@ CBJ	0-0,1/1 14:00	0-0,0/0 19:46	MIN	0-0,1/0 10:55	0-0,0/0 15:08	0-1,2/-1 21:09	MIN
Oct 9	vs. MTL	0-0,2/1 15:25	0-0,0/0 21:36	MIN	0-0,2/-1 11:49	0-0,1/-1 15:16	0-1,2/0 20:56	MIN
Oct 11	vs. FLA	0-0,1/0 15:19	0-0,1/-1 22:32	MIN	0-2,1/1 12:23	0-0,1/0 14:15	0-0,1/0 24:23	MIN
Oct 14	vs. DAL	0-1,1/2 14:52	0-1,1/2 22:19	MIN	0-0,0/0 14:17	0-0,0/0 15:38	1-0,3/1 17:40	MIN
Oct 16	@ ANA	0-0,2/-1 14:30	0-0,0/-2 18:48	MIN	0-0,1/0 10:12	0-0,2/-1 11:03	0-1,1/-2 19:43	MIN
Oct 17	@ LAK	0-0,2/0 15:42	0-0,1/1 18:18	MIN	0-0,2/0 13:26	0-0,1/0 16:00	0-0,1/0 16:48	MIN
Oct 19	@ SJS	0-0,2/2 17:49	0-1,1/1 22:48	MIN	0-1,1/1 07:28	0-1,2/1 13:20	0-0,2/0 19:05	MIN
Oct 22	vs. SJS	0-0,0/-1 14:51	0-0,0/-2 19:40	MIN	0-0,1/-1 10:36	0-0,1/-1 13:00	1-0,4/1 20:35	MIN
Oct 24	@ NYR	1-0,4/-1 15:39	0-0,2/-1 24:49	MIN	0-1,2/0 08:35	0-0,0/-1 12:24	0-0,2/-1 22:04	MIN
Oct 25	@ DET	0-0,0/0 14:47	1-0(W),1/1 18:15	MIN	0-0,2/0 12:35	0-0,1/0 16:57	1-1,3/1 16:51	MIN
Oct 28	vs. ARI	0-1,0/1 14:43	0-0,2/0 21:40	MIN	0-0,0/0 12:55	0-0,2/0 15:14	0-1,3/-1 20:58	MIN
Nov 1	@ WSH	0-0,3/-1 14:44	0-0,0/-1 20:23	MIN	0-0,0/-1 14:14	0-0,1/0 13:50	0-0,1/-3 16:32	MIN
Nov 2	vs. NYI	0-0,1/0 11:17	0-0,3/0 20:23	MIN	0-0,0/0 10:54	0-0,1/0 12:35	0-0,1/0 22:34	MIN
Nov 8	vs. TBL	0-0,0/-1 04:12	0-1,1/0 18:40	MIN	0-0,0/0 09:12	0-0,4/0 16:31	2-0,7/2 20:56	DND
Nov 9	@ TBL	INJ	0-0,2/-2 21:16	MIN	0-0,2/0 09:12	0-0,0/1 13:12	1-1,1/-1 20:28	DND
Nov 14	vs. CAR	INJ	0-0,0/0 18:48	MIN	0-0,0/0 09:24	1-0,1/2 13:59	0-0,3/-1 21:08	MIN
Nov 16	vs. OTT	INJ	0-0,2/1 22:16	MIN	0-0,1/0 04:09	DND	0-2,2/2 17:44	MIN
Nov 17	@ CHI	INJ	0-0,2/-1 19:13	MIN	INJ	DND	0-0,1/-1 20:19	MIN
Nov 19	vs. MIN	INJ	0-0,2/-1 19:43	MIN	INJ	DND	0-0,1/0 21:39	MIN
Nov 21	@ BOS	INJ	0-0,1/-1 20:16	MIN	INJ	0-0,2/0 12:30	0-0,1/-1 21:58	MIN
Nov 24	@ FLA	INJ	0-0,2/1 19:04	MIN	INJ	0-0,0/1 17:32	0-1,0/1 20:59	MIN
Nov 25	@ TBL	INJ	DND	MIN	INJ	0-0,0/-1 12:11	1-0,1/-2 22:51	MIN
Nov 27	vs. CGY	INJ	0-0,3/0 19:17	MIN	INJ	0-0,0/-1 17:26	0-1,1/1 20:38	MIN
Nov 29	vs. TOR	INJ	0-0,0/0 19:07	MIN	INJ	0-1,1/1 18:02	0-0,1/-2 18:33	MIN
Nov 30	@ TOR	INJ	0-0,2/0 16:16	MIN	INJ	0-0,0/0 16:53	0-0,2/1 21:49	MIN
Dec 2	vs. NJD	INJ	0-1,0/1 18:30	MIN	INJ	0-3,2/2 14:34	0-0,1/1 15:34	MIN
Dec 5	@ CGY	INJ	1-0,1/2 13:17	MIN	INJ	0-0,0/-1 13:11	1-0,2/1 23:02	MIN
Dec 7	@ VAN	INJ	0-0,1/-1 20:24	MIN	1-0,3/0 10:51	0-2,0/2 14:52	1-1,1/0 24:56	MIN
Dec 8	@ EDM	INJ	DND	MIN	1-0,1/1 13:40	1-0,1/2 14:58	0-0,1/-1 20:53	MIN
Dec 10	vs. STL	INJ	0-0,3/0 19:05	MIN	0-0,2/0 11:44	1-1,3/3 16:24	1-1,2/1 17:01	MIN
Dec 12	vs. NSH	INJ	0-0,1/2 20:34	MIN	0-0,6/0 15:18	0-0,0/0 19:57	0-2,3/2 20:41	MIN
Dec 14	@ NYI	INJ	0-0,1/0 20:02	MIN	0-0,1/0 11:46	0-0,1/-1 14:41	0-0,3/-1 22:43	MIN
Dec 17	@ TOR	INJ	0-0,1/-1 17:28	MIN	1-0,2/0 11:24	0-0,0/-1 15:23	0-1,3/0 23:16	MIN
Dec 19	@ PHI	INJ	0-0,0/0 21:30	MIN	0-0,1/0 16:52	0-0,0/0 05:59	0-0,2/-1 17:36	MIN
Dec 21	vs. LAK	INJ	0-0,0/1 15:46	MIN	0-0,4/-1 15:22	DND	0-2,2/2 21:33	MIN
Dec 23	@ OTT	INJ	0-0,1/0 14:11	MIN	DND	DND	0-0,3/-3 21:12	MIN
Dec 27	vs. BOS	INJ	0-0,0/0 17:09	MIN	0-0,1/0 15:18	DND	0-0,0/-1 18:52	MIN
Dec 29	@ BOS	INJ	0-0,0/0 16:40	MIN	0-0,1/-1 15:34	0-0,1/1 16:19	0-1,3/1 18:19	MIN
Dec 31	vs. TBL	INJ	0-0,2/-1 11:47	MIN	0-0,1/-1 13:45	0-0,1/0 14:37	0-0,4/-3 22:42	MIN
Jan 2	vs. EDM	INJ	0-0,1/0 20:05	MIN	0-0,1/0 16:29	0-0,1/1 16:29	1-0,5/0 22:16	MIN
Jan 4	vs. FLA	INJ	0-0,1/-1 18:44	0-0,1/-1 09:38	0-0,0/1 15:14	0-0,1/0 17:49	1-1(W),1/0 20:44	MIN
Jan 9	@ STL	INJ	DND	DND	0-0,1/-1 12:21	0-0,0/-1 14:03	0-1,4/0 22:25	0-0,2/-1 19:42
Jan 11	vs. VAN	INJ	0-0,0/-1 16:00	DND	0-1,0/-1 11:51	0-0,0/-2 14:02	1-0,3/-1 21:17	0-0,0/-2 17:42
Jan 12	@ DET	INJ	0-0,1/1 15:30	0-0,2/0 15:01	0-0,2/-1 14:35	0-0,1/1 15:41	0-0,0/0 20:51	0-0,2/0 17:06
Jan 14	vs. VGK	INJ	0-0,0/0 17:40	DND	1-0,3/0 17:55	0-0,1/0 18:10	1-2,2/2 19:32	0-0,1/1 14:55
Jan 16	@ DAL	INJ	0-0,1/-1 12:40	DND	0-2,1/1 15:54	0-0,0/-1 19:32	0-1,0/1 17:03	0-0,0/0 16:33
Jan 18	@ NSH	INJ	0-1,1/1 13:22	DND	0-0,1/0 16:04	0-0,2/0 16:33	1-0,2/1 21:26	0-0,0/0 13:58
Jan 28	vs. OTT	INJ	0-0,0/0 13:48	MIN	0-0,3/0 15:04	0-0,1/0 14:36	1-0,5/-1 19:52	0-0,0/0 16:51
Jan 30	vs. MTL	INJ	0-0,1/-1 16:41	MIN	0-0,0/0 03:47	0-0,0/-1 16:08	0-0,0/-2 22:34	DND
Feb 1	vs. CBJ	INJ	0-0,1/-1 19:06	MIN	DND	0-0,0/1 14:07	0-1,1/1 20:28	0-0,0/0 22:20
Feb 4	vs. COL	INJ	0-1,0/-1 17:49	MIN	INJ	DND	1-0,5/0 20:20	0-0,0/-2 14:38
Feb 6	vs. DET	INJ	0-0,0/-1 15:30	1-0,1/0 09:42	INJ	0-0,0/0 14:13	0-0,1/0 25:25	0-0,0/0 12:40
Feb 7	@ NYR	INJ	0-0,0/1 20:16	0-0,2/1 12:45	INJ	0-0,2/0 17:52	1-0,4/2 19:36	DND
Feb 9	vs. ANA	INJ	0-0,1/-2 13:47	0-1,1/1 13:51	INJ	1-0,1/1 14:24	0-0,2/-1 25:34	0-0,0/0 10:59
Feb 11	vs. DET	INJ	0-0,0/1 22:07	0-0,1/0 08:50	INJ	0-0,1/0 13:31	1-1(W),5/0 20:35	DND
Feb 13	vs. CBJ	INJ	0-0,3/-2 20:14	MIN	0-0,3/0 14:59	0-0,1/0 18:47	0-1,0/-2 20:00	DND
Feb 16	vs. TOR	INJ	0-0,5/-1 20:15	MIN	1-0,1/0 13:36	1-1,2/-1 14:35	0-0,1/0 21:51	MIN
Feb 18	@ OTT	INJ	0-0,3/-2 17:31	MIN	1-0,1/0 12:00	0-1,1/1 12:40	0-0,1/-1 22:01	MIN
Feb 22	@ PIT	INJ	0-0,0/0 17:02	MIN	0-1,3/1 13:09	0-0,2/0 14:05	1-1,2/1 18:04	MIN
Feb 23	vs. WPG	INJ	0-0,0/0 21:04	MIN	2-0(W),5/2 15:09	0-0,1/2 14:28	0-0,1/0 21:09	MIN
Feb 26	@ COL	INJ	0-1,2/2 17:11	MIN	0-1,2/1 15:40	0-1,1/1 16:45	0-0,3/-1 19:37	MIN
Feb 28	@ VGK	INJ	0-1,3/1 17:33	MIN	0-0,1/-1 16:26	0-0,1/0 14:02	0-0,1/-3 21:11	DND
Feb 29	@ ARI	INJ	0-1,1/-1 17:40	MIN	0-0,1/-2 15:14	0-0,0/0 15:14	0-0,1/-2 19:36	DND
Mar 3	@ WPG	INJ	0-0,1/-1 12:22	MIN	0-1,3/1 11:51	0-1,1/1 11:40	0-0,3/-1 18:51	0-0,0/1 16:54
Mar 5	vs. PIT	INJ	1-0,1/1 16:50	MIN	0-0,4/0 19:03	0-0,1/1 12:51	0-0,2/0 20:55	0-0,1/-1 16:50
Mar 7	@ PHI	INJ	0-0,1/-1 17:09	MIN	0-0,3/0 13:22	0-0,1/-1 15:04	0-0,6/-2 21:02	DND
Mar 9	vs. WSH	INJ	0-0,3/0 18:46	MIN	0-0,1/-2 15:46	0-0,2/-2 15:15	0-0,1/0 22:13	DND



PLAYER GAME-BY-GAME SEASON IN REVIEW

2019 - 2020

PLAYER GAME-BY-GAME

Date	Opponent	Dahlin #26	Lazar #27	Girgensons #28	Miller #33	Mittelstadt #37	Sheary #43	Skinner #53
Oct 3	@ PIT	1-0,3/2 15:45	MIN	0-0,3/0 12:56	0-1,2/2 15:01	0-2,2/1 09:25	2-0(W),3/1 09:19	0-0,5/0 16:41
Oct 5	vs. NJD	1-3,0/2 20:04	MIN	0-1,1/1 12:38	0-0,1/2 17:13	0-0,3/1 11:46	0-0,0/0 11:57	1-1,6/0 17:13
Oct 7	@ CBJ	0-1,1/0 20:40	MIN	0-0,0/0 13:57	0-1,2/0 19:35	0-0,0/0 10:27	0-1,0/0 12:05	1-0,1/1 16:47
Oct 9	vs. MTL	0-2,1/-2 17:54	MIN	0-0,1/-1 14:23	0-1,2/0 18:17	0-0,2/0 09:26	DND	1-0,6/0 20:01
Oct 11	vs. FLA	0-0,2/0 17:56	MIN	0-2,2/0 14:59	0-0,0/0 19:50	0-0,1/1 08:48	DND	0-0,4/0 20:29
Oct 14	vs. DAL	0-1,3/0 18:53	DND	0-0,0/0 14:11	0-0,2/0 18:53	0-0,2/0 11:38	DND	1-0,4/2 15:59
Oct 16	@ ANA	0-0,2/-1 21:03	DND	0-0,0/-1 10:01	0-0,0/1 20:33	0-0,1/0 14:53	DND	0-1,9/-1 19:52
Oct 17	@ LAK	0-1,0/1 19:32	DND	0-0,3/0 15:32	0-1,2/1 19:08	2-1(W),3/2 12:19	1-0,2/2 10:33	0-0,0/0 17:05
Oct 19	@ SJS	0-0,4/0 18:47	MIN	1-0(W),2/1 12:06	0-0,1/0 17:11	1-0,1/0 12:14	0-0,1/0 11:09	1-0,9/2 19:05
Oct 22	vs. SJS	0-1,1/-1 20:19	MIN	0-0,0/-1 11:45	0-0,0/-1 18:11	0-1,1/1 13:21	0-0,2/0 14:23	1-0,5/0 20:23
Oct 24	@ NYR	0-0,3/-3 22:14	MIN	0-0,2/-1 10:51	0-0,2/-2 19:01	0-0,1/-1 14:03	0-0,3/-1 13:57	0-0,0/-3 17:18
Oct 25	@ DET	0-0,1/0 18:25	MIN	0-0,0/0 16:04	0-0,5/0 20:09	0-0,0/0 11:25	0-0,1/0 12:17	0-0,0/0 16:59
Oct 28	vs. ARI	0-0,1/0 18:56	MIN	0-0,1/-1 14:14	0-0,3/0 18:32	0-0,0/0 12:34	0-0,1/0 12:23	1-1,3/1 18:08
Nov 1	@ WSH	0-1,3/-2 17:43	MIN	0-0,1/-1 12:59	0-0,1/-2 21:37	0-0,0/0 13:46	0-0,2/0 14:19	0-0,3/-2 17:17
Nov 2	vs. NYI	0-0,1/0 19:57	MIN	0-0,3/0 12:03	0-0,3/-1 17:01	0-0,1/0 14:05	0-0,2/0 14:17	0-0,0/-1 15:36
Nov 8	vs. TBL	0-0,1/0 18:50	MIN	0-0,0/0 12:53	0-0,0/-1 20:17	0-0,0/-1 13:03	0-0,0/-1 12:09	0-0,3/-1 16:55
Nov 9	@ TBL	0-1,0/1 21:30	MIN	0-1,0/1 08:59	0-0,2/1 17:02	0-0,0/0 14:20	0-0,1/1 10:01	0-0,4/0 17:47
Nov 14	vs. CAR	0-0,2/1 21:16	1-0,2/0 08:47	0-0,0/0 12:35	DND	0-0,1/-1 13:10	0-1,1/2 13:12	1-1,6/4 19:23
Nov 16	vs. OTT	0-1,0/1 11:56	0-0,0/-1 11:09	0-0,0/1 15:48	DND	0-0,0/-1 10:18	0-0,0/1 18:33	0-1,3/1 17:41
Nov 17	@ CHI	0-0,1/1 19:55	0-0,0/0 11:44	0-0,1/1 11:33	DND	0-0,2/0 11:48	0-0,3/-1 13:49	0-0,1/-1 16:52
Nov 19	vs. MIN	0-0,1/0 22:37	0-0,0/-1 04:31	0-0,1/0 15:22	0-0,2/-2 14:10	0-0,0/-2 10:35	0-0,2/-1 13:28	0-0,3/-2 14:00
Nov 21	@ BOS	0-1,1/1 21:40	0-0,0/0 07:52	0-0,0/0 10:23	DND	0-0,0/0 15:25	0-1,4/1 15:34	0-0,5/0 16:51
Nov 24	@ FLA	0-2,1/1 18:13	DND	2-0,3/2 16:00	DND	0-0,1/0 15:20	0-1,3/1 14:14	1-0,2/1 16:54
Nov 25	@ TBL	0-0,0/0 11:23	0-0,0/0 09:04	0-0,3/-1 13:47	0-0,1/0 14:55	0-0,5/0 17:03	0-0,1/0 15:26	0-0,4/-2 18:13
Nov 27	vs. CGY	INJ	MIN	0-0,2/0 09:55	DND	0-0,1/-1 13:34	0-0,4/-1 16:06	0-0,4/-1 17:43
Nov 29	vs. TOR	INJ	MIN	0-0,0/0 11:26	0-0,1/-2 13:30	0-1,2/-1 12:59	0-0,0/1 15:06	1-0,2/0 14:45
Nov 30	@ TOR	INJ	MIN	0-0,0/0 09:27	0-0,1/0 16:23	0-0,2/-1 15:06	0-0,3/0 16:13	0-0,3/0 16:49
Dec 2	vs. NJD	INJ	MIN	0-0,1/0 12:19	0-0,2/2 15:35	0-1,1/1 16:30	2-0,2/3 14:09	1-1(W),7/3 13:46
Dec 5	@ CGY	INJ	MIN	0-0,1/0 08:22	0-0,1/-1 17:48	0-0,1/0 15:56	0-0,7/-3 20:44	0-0,7/-3 20:44
Dec 7	@ VAN	INJ	MIN	1-0,1/1 12:45	DND	0-0,0/-2 09:51	0-0,1/-2 10:25	0-1,5/0 19:46
Dec 8	@ EDM	INJ	MIN	0-0,1/1 13:18	1-0(W),1/0 17:59	DND	0-0,1/0 09:21	0-0,1/0 16:41
Dec 10	vs. STL	INJ	MIN	1-1,2/2 15:45	0-0,1/-1 18:48	0-0,0/-1 10:26	DND	0-0,3/-1 14:00
Dec 12	vs. NSH	0-1,0/1 15:20	MIN	0-0,4/-1 18:13	0-1,2/-2 11:46	DND	DND	0-0,0/1 15:18
Dec 14	@ NYI	0-1,6/-1 24:02	MIN	0-0,2/0 13:34	DND	DND	0-0,2/-1 09:14	0-0,0/-2 11:29
Dec 17	@ TOR	1-1,1/-1 23:28	MIN	0-0,0/-1 09:05	DND	MIN	0-1,1/-1 10:19	0-0,1/-2 13:37
Dec 19	@ PHI	0-1,0/0 17:46	MIN	0-0,0/0 17:59	0-0,2/0 17:44	MIN	0-0,1/-2 12:04	0-0,1/-2 15:53
Dec 21	vs. LAK	0-0,2/0 18:04	0-0,1/0 15:53	0-0,3/-1 18:19	DND	MIN	DND	0-1,2/1 16:47
Dec 23	@ OTT	0-0,1/1 19:30	0-0,1/0 09:08	1-0,2/1 16:25	DND	MIN	0-0,1/1 13:52	0-0,5/-1 19:35
Dec 27	vs. BOS	0-0,2/-1 19:45	0-0,1/0 12:56	0-0,0/0 15:49	0-0,2/0 17:36	MIN	0-0,5/0 07:25	0-0,1/-1 11:31
Dec 29	@ BOS	0-0,3/0 21:49	1-0,1/1 14:14	0-0,0/0 15:24	0-0,1/1 14:04	MIN	0-0,1/1 12:41	DND
Dec 31	vs. TBL	0-0,3/0 24:25	0-1,0/1 09:19	0-0,2/0 13:18	DND	MIN	1-2,4/2 15:00	INJ
Jan 2	vs. EDM	0-0,1/0 16:30	1-0,2/0 10:39	0-0,4/0 16:25	0-0,3/1 13:13	MIN	0-0,1/-1 15:19	INJ
Jan 4	vs. FLA	0-1,0/0 15:10	0-0,0/-1 13:06	0-0,1/0 16:50	0-0,1/0 12:12	MIN	1-0,2/0 13:34	INJ
Jan 9	@ STL	0-1,2/0 19:41	0-0,1/-2 11:29	0-0,1/-2 11:37	0-0,0/-1 15:56	MIN	0-0,1/0 17:12	INJ
Jan 11	vs. VAN	0-2,2/-2 24:16	0-0,1/0 08:50	1-0,1/-1 14:50	DND	MIN	0-0,3/-2 16:31	INJ
Jan 12	@ DET	0-1,2/0 18:42	0-2,0/1 10:31	1-0,2/1 13:47	DND	MIN	0-1,0/1 14:29	INJ
Jan 14	vs. VGK	0-0,2/-1 14:12	0-0,2/1 18:06	0-0,1/1 15:53	0-1,0/1 13:13	MIN	0-1,0/-1 13:56	INJ
Jan 16	@ DAL	1-0(W),3/2 13:17	0-1,1/2 13:51	1-0,1/1 18:36	DND	MIN	0-0,1/0 11:58	INJ
Jan 18	@ NSH	0-1,4/1 19:45	0-0,0/0 13:40	0-0,1/0 14:44	DND	MIN	0-0,1/-1 11:53	INJ
Jan 28	vs. OTT	0-0,1/-1 21:10	0-0,1/0 14:29	0-1,2/1 11:57	0-0,2/0 12:22	MIN	0-0,1/0 12:11	0-0,1/-2 18:33
Jan 30	vs. MTL	0-1,3/-1 20:30	0-0,0/0 11:01	0-0,2/-1 13:31	0-0,2/0 19:35	MIN	0-0,1/0 10:58	0-0,1/-1 20:08
Feb 1	vs. CBJ	0-1,1/1 17:10	0-0,0/0 13:22	0-0,2/1 13:45	0-0,4/1 17:45	MIN	0-0,1/0 07:56	0-0,3/-1 15:37
Feb 4	vs. COL	DND	DND	0-0,1/-3 13:49	0-0,0/-2 15:23	MIN	0-0,2/-2 20:09	0-0,3/-3 17:33
Feb 6	vs. DET	DND	0-0,2/0 13:11	0-0,1/0 11:54	0-1,3/1 22:24	MIN	0-1,1/1 08:27	0-0,5/0 16:04
Feb 7	@ NYR	0-0,2/0 15:18	0-0,0/-1 11:45	1-0,4/1 17:26	0-1,1/0 16:29	MIN	0-0,0/0 12:16	0-0,2/0 10:20
Feb 9	vs. ANA	1-0,3/0 21:47	0-0,2/0 09:10	0-0,1/1 13:52	0-0,5/-2 17:58	MIN	0-0,1/-2 13:46	0-0,2/-2 14:27
Feb 11	vs. DET	0-1,0/1 18:20	0-1,0/1 17:30	0-0,1/0 11:25	0-0,0/1 16:28	MIN	1-0,4/1 12:32	0-0,2/0 13:11
Feb 13	vs. CBJ	0-2,0/0 17:19	0-0,0/0 14:48	0-0,1/0 16:02	0-0,1/0 17:08	MIN	0-0,2/-1 10:41	0-1,2/1 15:52
Feb 16	vs. TOR	0-1,2/2 17:47	0-0,3/1 12:59	0-0,1/-1 14:39	0-2,0/1 16:18	MIN	1-0,5/1 10:15	0-0,0/1 11:25
Feb 18	@ OTT	0-1,1/-2 19:26	0-0,0/-1 11:16	0-0,0/0 10:15	0-0,2/-2 16:09	MIN	0-0,0/-1 13:07	0-0,2/0 14:32
Feb 22	@ PIT	0-1,0/-1 19:26	0-0,0/-1 13:14	1-0,1/0 13:50	0-0,2/-1 18:54	MIN	0-0,1/0 13:19	1-0,3/0 13:45
Feb 23	vs. WPG	0-0,1/0 16:03	0-0,4/0 13:05	0-2,1/2 14:05	0-0,1/0 16:40	MIN	0-0,1/-1 09:42	0-0,2/0 12:42
Feb 26	@ COL	0-0,0/-1 23:47	1-0,2/1 12:10	1-0,1/1 14:50	0-0,3/-1 19:37	MIN	To PIT	0-0,1/0 13:07
Feb 28	@ VGK	0-0,0/-2 19:47	0-0,2/1 10:39	0-0,0/0 14:43	0-0,2/-1 16:56	MIN		1-0,8/1 15:59
Feb 29	@ ARI	0-0,3/-1 23:53	0-0,1/-1 10:57	0-0,1/0 15:48	0-0,1/-1 17:19	MIN		1-0,3/-2 15:06
Mar 3	@ WPG	0-0,1/-1 26:19	0-0,1/-1 13:43	0-0,1/1 14:35	DND	MIN		0-0,1/-1 16:11
Mar 5	vs. PIT	0-1,0/-1 23:32	0-0,0/-2 10:48	0-0,2/-1 15:25	DND	MIN		0-0,5/-2 17:07
Mar 7	@ PHI	0-0,4/0 18:26	0-0,1/-1 09:09	0-0,2/-1 13:40	0-0,1/0 18:51	MIN		0-0,6/-2 21:00
Mar 9	vs. WSH	0-2,1/1 17:16	0-0,1/0 11:34	0-0,1/-2 16:11	0-0,0/1 15:11	MIN		0-0,3/0 18:02



PLAYER GAME-BY-GAME SEASON IN REVIEW

2019 - 2020

PLAYER GAME-BY-GAME

Date	Opponent	Ristolainen #55	Gilmour #58	Montour #62	Frolik #67	Olofsson #68	Rodrigues #71	Thompson #72
Oct 3	@ PIT	0-0,5/0 23:53	DND	INJ		0-1,2/1 17:11	DND	MIN
Oct 5	vs. NJD	0-1,3/1 23:27	DND	INJ		2-0,4/0 19:28	DND	MIN
Oct 7	@ CBJ	0-0,2/-1 24:37	DND	INJ		1-0,3/-2 20:33	DND	MIN
Oct 9	vs. MTL	0-0,1/0 25:00	DND	INJ		1-0,4/-1 16:40	0-0,0/0 10:07	MIN
Oct 11	vs. FLA	0-0,5/-1 25:24	DND	INJ		0-0,1/0 17:04	0-0,1/0 08:27	MIN
Oct 14	vs. DAL	0-1,2/1 23:46	DND	INJ		1-1(W),1/1 18:12	0-0,1/0 10:29	MIN
Oct 16	@ ANA	0-0,1/-2 21:50	DND	INJ		1-0,2/-2 18:02	0-0,2/0 06:57	MIN
Oct 17	@ LAK	0-1,2/1 22:55	DND	INJ		0-0,2/0 16:21	DND	MIN
Oct 19	@ SJS	0-0,1/1 25:29	DND	INJ		0-0,0/0 15:04	DND	MIN
Oct 22	vs. SJS	0-2,2/0 26:08	DND	INJ		0-1,2/0 18:01	DND	MIN
Oct 24	@ NYR	0-0,1/-1 24:59	DND	INJ		0-0,3/1 17:10	DND	MIN
Oct 25	@ DET	0-0,0/1 26:01	0-0,2/0 17:28	INJ		0-1,1/1 15:27	0-0,5/0 10:29	MIN
Oct 28	vs. ARI	0-0,0/0 25:18	0-0,1/0 19:43	INJ		0-0,3/0 17:40	0-0,0/0 10:28	MIN
Nov 1	@ WSH	0-0,3/-2 21:01	0-0,1/-2 19:56	DND		0-0,1/-2 15:52	0-1,1/0 11:58	MIN
Nov 2	vs. NYI	0-0,1/0 23:49	DND	0-0,2/0 18:57		0-0,0/-1 14:08	DND	MIN
Nov 8	vs. TBL	0-1,0/1 21:32	DND	0-0,2/0 18:11		0-1,2/2 20:49	DND	MIN
Nov 9	@ TBL	0-1,5/-1 23:59	DND	0-1,4/0 17:34		1-0,7/0 21:34	0-0,3/0 12:08	MIN
Nov 14	vs. CAR	0-0,3/0 24:25	DND	0-0,1/2 22:42		0-1,4/0 20:09	0-1,2/0 15:24	MIN
Nov 16	vs. OTT	0-0,3/2 24:06	DND	0-0,3/0 20:47		0-1,3/2 16:18	0-0,2/0 18:37	MIN
Nov 17	@ CHI	0-0,3/-1 21:52	DND	0-0,2/1 19:52		0-0,3/-2 19:00	0-0,4/-1 18:45	0-0,0/0 06:59
Nov 19	vs. MIN	0-0,2/-1 25:28	0-0,1/0 11:03	1-0,6/0 17:48		0-1,2/1 17:39	0-0,1/-1 14:57	DND
Nov 21	@ BOS	1-0,5/-1 25:41	DND	1-0,4/1 19:42		0-1,4/0 16:14	0-0,1/0 14:29	INJ
Nov 24	@ FLA	0-0,1/1 19:05	MIN	0-1,1/1 11:33		1-0,3/1 16:04	0-0,0/0 00:40	INJ
Nov 25	@ TBL	0-0,1/-1 16:55	MIN	0-0,1/-2 18:05		0-1,3/-1 22:56	DND	INJ
Nov 27	vs. CGY	0-0,3/-1 24:35	MIN	0-0,2/-1 17:57		1-0,1/0 19:22	DND	INJ
Nov 29	vs. TOR	0-1,0/3 19:16	MIN	0-1,1/0 15:43		1-0,5/1 17:47	DND	INJ
Nov 30	@ TOR	1-0,2/1 19:17	MIN	0-1,2/1 18:17		0-0,2/0 22:03	DND	INJ
Dec 2	vs. NJD	0-1,1/2 17:16	MIN	0-1,1/2 14:25		1-1,1/2 14:12	DND	INJ
Dec 5	@ CGY	0-1,0/1 20:21	MIN	0-1,1/-1 17:01		0-2,1/1 23:25	DND	INJ
Dec 7	@ VAN	0-2,0/2 25:43	MIN	0-0,3/-1 19:36		1-1,5/1 22:01	DND	INJ
Dec 8	@ EDM	0-0,5/0 25:25	MIN	0-0,3/0 21:26		0-0,0/-1 20:14	0-0,2/0 08:09	INJ
Dec 10	vs. STL	0-0,4/4 21:46	MIN	0-1,2/2 19:24		0-2,4/1 17:06	0-0,1/-1 12:47	INJ
Dec 12	vs. NSH	0-1,1/1 23:49	MIN	0-1,1/1 15:30		1-0(W),2/2 20:33	0-0,3/-1 07:26	INJ
Dec 14	@ NYI	0-1,0/-1 21:07	MIN	0-0,1/-1 18:20		1-0,4/0 24:25	0-0,1/-1 07:05	INJ
Dec 17	@ TOR	0-0,2/-2 21:46	MIN	0-0,3/0 19:39		0-2,5/0 23:32	0-0,1/0 10:36	INJ
Dec 19	@ PHI	0-0,3/0 20:40	MIN	0-0,1/0 13:43		1-0,1/-1 18:09	0-0,0/-2 11:52	INJ
Dec 21	vs. LAK	1-0,3/0 21:19	MIN	0-0,0/0 11:12		1-0(W),1/1 21:13	0-0,0/0 06:07	INJ
Dec 23	@ OTT	0-0,3/-1 23:00	MIN	0-0,2/-1 15:06		0-0,4/-3 19:18	0-1,6/1 13:54	INJ
Dec 27	vs. BOS	0-0,2/-2 24:33	MIN	0-0,1/0 20:26		0-0,1/-1 20:48	0-0,0/0 06:29	INJ
Dec 29	@ BOS	1-1,4/1 23:04	MIN	0-0,2/0 20:30		0-0,0/-1 20:10	0-0,1/1 08:34	INJ
Dec 31	vs. TBL	0-0,2/-3 24:23	MIN	0-0,1/1 21:31		0-0,1/-2 22:05	DND	INJ
Jan 2	vs. EDM	0-0,0/-1 22:57	MIN	0-0,1/0 17:08		0-1,1/0 15:36	DND	INJ
Jan 4	vs. FLA	0-0,1/-1 24:21	MIN	0-0,0/1 19:14	From CGY	DND	DND	INJ
Jan 9	@ STL	0-0,1/0 19:48	MIN	0-0,0/-2 15:19	0-0,2/0 16:44	INJ	DND	INJ
Jan 11	vs. VAN	0-1,0/-1 20:57	MIN	1-0,4/-1 22:35	0-0,1/-1 13:06	INJ	0-0,1/-1 10:00	INJ
Jan 12	@ DET	1-0,2/1 20:00	MIN	0-1,0/0 17:54	0-1,2/1 15:22	INJ	2-0(W),4/1 14:31	INJ
Jan 14	vs. VGK	0-1,0/1 20:41	MIN	0-0,1/0 21:55	0-0,3/-1 14:10	INJ	0-0,3/0 11:35	INJ
Jan 16	@ DAL	0-1,3/2 24:47	MIN	0-0,1/2 22:16	1-0,5/1 15:12	INJ	DND	INJ
Jan 18	@ NSH	0-0,1/-1 18:38	MIN	0-0,2/0 20:11	0-0,3/0 13:56	INJ	0-0,3/-1 11:25	INJ
Jan 28	vs. OTT	0-0,2/-2 20:15	MIN	0-1,1/1 22:15	0-0,2/0 13:55	INJ	DND	INJ
Jan 30	vs. MTL	0-0,1/-2 20:25	MIN	0-0,1/-1 23:31	0-0,1/0 12:57	INJ	0-0,1/-1 15:08	INJ
Feb 1	vs. CBJ	0-1,1/1 24:26	MIN	DND	0-0,1/-1 16:27	INJ	1-0,2/1 14:16	INJ
Feb 4	vs. COL	0-0,1/-2 18:25	MIN	0-0,0/0 17:12	0-0,0/-2 17:18	INJ	0-0,0/-3 14:24	INJ
Feb 6	vs. DET	0-1,2/0 26:02	MIN	0-0,2/2 23:31	0-0,1/0 10:20	INJ	1-0,2/1 16:00	INJ
Feb 7	@ NYR	0-0,0/1 24:19	MIN	0-0,4/1 22:55	0-0,1/0 13:19	INJ	0-0,1/-1 09:44	INJ
Feb 9	vs. ANA	0-0,1/-1 20:19	MIN	0-0,3/1 20:20	0-0,0/0 08:55	INJ	0-0,3/-2 11:48	INJ
Feb 11	vs. DET	0-0,1/-2 19:36	MIN	0-0,2/-1 20:39	0-0,0/0 13:22	INJ	0-0,1/0 11:12	INJ
Feb 13	vs. CBJ	0-1,4/2 21:46	MIN	0-0,0/2 23:05	0-0,1/0 12:07	2-0(W),2/1 16:59	1-0,2/1 11:50	INJ
Feb 16	vs. TOR	0-2,0/2 23:00	DND	0-0,1/1 22:03	DND	0-1,4/1 19:17	0-1,0/2 09:48	INJ
Feb 18	@ OTT	0-1,1/1 25:49	DND	2-1,2/2 21:23	DND	1-1,6/-1 21:40	0-0,3/0 11:21	INJ
Feb 22	@ PIT	0-2,2/2 23:13	DND	0-0,0/2 21:46	0-1,0/0 14:35	0-0,1/1 15:47	DND	INJ
Feb 23	vs. WPG	0-0,0/1 23:29	DND	0-1,0/1 19:45	0-0,1/0 12:40	0-0,1/0 16:46	DND	INJ
Feb 26	@ COL	0-0,1/0 24:13	MIN	0-0,3/0 18:47	0-1,1/1 10:48	0-0,5/-1 19:01	To PIT	INJ
Feb 28	@ VGK	0-0,5/-2 23:36	MIN	0-1,1/1 21:54	DND	0-0,0/-2 17:05	INJ	INJ
Feb 29	@ ARI	0-0,1/0 21:21	MIN	0-0,0/-1 20:52	DND	0-0,2/0 07:15	INJ	INJ
Mar 3	@ WPG	1-0,4/1 21:00	MIN	0-0,3/0 25:52	DND	0-0,2/-1 19:49	INJ	INJ
Mar 5	vs. PIT	0-0,1/-1 22:40	MIN	0-0,1/0 20:26	DND	0-0,2/0 16:12	INJ	INJ
Mar 7	@ PHI	0-0,3/-1 24:16	MIN	0-0,0/-1 19:09	0-0,1/0 10:31	0-1,0/1 16:25	INJ	INJ
Mar 9	vs. WSH	0-1,2/-2 28:50	MIN	0-0,0/-2 26:01	DND	1-0,3/1 16:52	INJ	INJ



PLAYER GAME-BY-GAME SEASON IN REVIEW

2019 - 2020

PLAYER GAME-BY-GAME

Date	Opponent	Asplund #74	Smith #77	Johansson #90	Kahun #95
Oct 3	@ PIT	MIN	MIN	0-0,0/0 15:19	
Oct 5	vs. NJD	MIN	MIN	0-1,0/0 14:37	
Oct 7	@ CBJ	MIN	MIN	1-0,2/1 16:36	
Oct 9	vs. MTL	MIN	MIN	1-1(W),1/2 17:32	
Oct 11	vs. FLA	MIN	MIN	0-0,0/0 19:00	
Oct 14	vs. DAL	MIN	MIN	1-0,1/2 13:33	
Oct 16	@ ANA	MIN	MIN	0-0,1/-1 19:23	
Oct 17	@ LAK	MIN	MIN	0-0,0/0 14:41	
Oct 19	@ SJS	MIN	MIN	1-1,4/2 17:20	
Oct 22	vs. SJS	MIN	MIN	0-0,0/-1 17:43	
Oct 24	@ NYR	MIN	MIN	0-1,0/-1 16:00	
Oct 25	@ DET	MIN	MIN	0-0,0/0 16:31	
Oct 28	vs. ARI	MIN	MIN	0-1,0/1 17:30	
Nov 1	@ WSH	MIN	MIN	0-0,0/-2 17:39	
Nov 2	vs. NYI	MIN	MIN	0-0,2/-1 15:58	
Nov 8	vs. TBL	MIN	MIN	0-0,0/-1 17:27	
Nov 9	@ TBL	MIN	MIN	0-1,3/0 19:46	
Nov 14	vs. CAR	MIN	MIN	DND	
Nov 16	vs. OTT	0-0,2/0 12:13	MIN	INJ	
Nov 17	@ CHI	0-0,2/0 11:59	MIN	INJ	
Nov 19	vs. MIN	0-0,0/0 17:53	MIN	INJ	
Nov 21	@ BOS	0-0,4/0 09:31	MIN	INJ	
Nov 24	@ FLA	0-0,0/0 12:07	MIN	INJ	
Nov 25	@ TBL	0-0,2/1 09:21	MIN	INJ	
Nov 27	vs. CGY	0-1,1/1 08:40	MIN	0-0,2/-2 17:42	
Nov 29	vs. TOR	0-0,3/0 10:43	MIN	0-0,1/0 16:56	
Nov 30	@ TOR	0-0,2/0 08:32	MIN	0-0,2/0 17:28	
Dec 2	vs. NJD	1-0,1/1 14:23	MIN	0-0,1/0 19:58	
Dec 5	@ CGY	0-0,2/-1 08:24	MIN	0-1,2/0 20:44	
Dec 7	@ VAN	0-0,1/0 11:44	MIN	1-0,1/0 17:56	
Dec 8	@ EDM	0-1,1/1 14:10	MIN	0-1,0/1 15:11	
Dec 10	vs. STL	0-0,2/1 11:44	MIN	0-0,0/0 17:33	
Dec 12	vs. NSH	0-0,0/-2 05:28	MIN	0-0,3/0 16:34	
Dec 14	@ NYI	0-0,2/0 12:10	MIN	0-1,1/0 19:38	
Dec 17	@ TOR	0-0,1/-1 10:51	MIN	0-0,1/-3 18:48	
Dec 19	@ PHI	0-0,1/0 12:06	MIN	0-1,1/-1 18:26	
Dec 21	vs. LAK	0-0,0/-1 08:32	MIN	0-0,2/-1 18:39	
Dec 23	@ OTT	0-0,1/0 08:01	MIN	0-0,2/0 21:03	
Dec 27	vs. BOS	0-0,2/0 08:39	MIN	0-0,3/-2 18:16	
Dec 29	@ BOS	0-0,2/0 09:36	MIN	0-1,0/1 18:08	
Dec 31	vs. TBL	0-0,0/-1 08:21	0-0,0/1 01:26	1-1,2/1 19:45	
Jan 2	vs. EDM	0-0,0/0 13:15	DND	0-1,1/1 18:07	
Jan 4	vs. FLA	0-0,0/0 15:44	DND	0-2,3/0 18:19	
Jan 9	@ STL	0-0,0/-1 13:00	MIN	0-0,1/-1 19:19	
Jan 11	vs. VAN	0-0,1/-1 06:43	MIN	0-0,6/-1 20:25	
Jan 12	@ DET	DND	MIN	0-0,1/0 17:27	
Jan 14	vs. VGK	DND	MIN	0-0,1/-1 15:21	
Jan 16	@ DAL	0-0,1/-1 10:46	MIN	0-0,2/0 14:46	
Jan 18	@ NSH	DND	MIN	0-0,3/0 19:17	
Jan 28	vs. OTT	MIN	MIN	0-0,5/-2 18:58	
Jan 30	vs. MTL	MIN	MIN	0-1,2/-2 18:49	
Feb 1	vs. CBJ	MIN	MIN	0-0,1/-1 15:35	
Feb 4	vs. COL	0-0,2/0 09:35	MIN	0-0,2/-2 19:17	
Feb 6	vs. DET	DND	MIN	0-0,2/-1 17:08	
Feb 7	@ NYR	MIN	MIN	0-0,0/-1 15:15	
Feb 9	vs. ANA	MIN	MIN	DND	
Feb 11	vs. DET	MIN	MIN	1-1,1/3 17:27	
Feb 13	vs. CBJ	MIN	MIN	DND	
Feb 16	vs. TOR	MIN	MIN	0-0,4/1 15:12	
Feb 18	@ OTT	MIN	MIN	0-0,1/-2 16:14	
Feb 22	@ PIT	MIN	MIN	0-1,3/1 15:08	
Feb 23	vs. WPG	MIN	MIN	0-0,1/-1 14:02	
Feb 26	@ COL	MIN	MIN	0-0,0/0 14:11	From PIT
Feb 28	@ VGK	MIN	MIN	0-1,1/0 12:54	1-0,1/0 10:37
Feb 29	@ ARI	MIN	MIN	1-0,4/-1 15:50	0-1,1/0 14:57
Mar 3	@ WPG	MIN	MIN	0-0,1/0 13:55	0-0,2/0 11:54
Mar 5	vs. PIT	MIN	MIN	1-0,1/1 15:39	0-1,1/1 07:16
Mar 7	@ PHI	MIN	MIN	0-1,1/1 15:26	1-0,2/0 13:31
Mar 9	vs. WSH	MIN	MIN	0-1,1/1 15:29	0-0,1/1 13:05



PLAYER GAME-BY-GAME SEASON IN REVIEW

2019 - 2020

PLAYER GAME-BY-GAME

Date	Opponent	Johansson #34	Ullmark #35	Hammond #36	Hutton #40
Oct 3	@ PIT	MIN	DNP	MIN	1/29 W 60:00
Oct 5	vs. NJD	MIN	DNP	MIN	2/20 W 60:00
Oct 7	@ CBJ	MIN	4/44 O 60:40	MIN	DNP
Oct 9	vs. MTL	MIN	DNP	MIN	4/27 W 61:16
Oct 11	vs. FLA	MIN	2/43 W 65:00	MIN	DNP
Oct 14	vs. DAL	MIN	DNP	MIN	0/25 W 60:00
Oct 16	@ ANA	MIN	4/30 L 59:32	MIN	DNP
Oct 17	@ LAK	MIN	DNP	MIN	0/47 W 60:00
Oct 19	@ SJS	MIN	3/32 W 59:59	MIN	DNP
Oct 22	vs. SJS	MIN	DNP	MIN	3/28 W 63:01
Oct 24	@ NYR	MIN	DNP	MIN	6/24 L 59:07
Oct 25	@ DET	MIN	0/41 W 60:00	MIN	DNP
Oct 28	vs. ARI	MIN	DNP	MIN	2/44 O 64:52
Nov 1	@ WSH	MIN	6/34 L 60:00	MIN	DNP
Nov 2	vs. NYI	MIN	DNP	MIN	1/21 L 58:25
Nov 8	vs. TBL	MIN	3/34 L 58:13	MIN	DNP
Nov 9	@ TBL	MIN	DNP	MIN	5/40 L 56:18
Nov 14	vs. CAR	MIN	DNP	MIN	5/29 O 61:24
Nov 16	vs. OTT	MIN	2/23 W 60:00	MIN	DNP
Nov 17	@ CHI	MIN	DNP	MIN	4/27 L 59:58
Nov 19	vs. MIN	MIN	3/25 L 57:54	MIN	DNP
Nov 21	@ BOS	MIN	3/27 L 58:23	MIN	DNP
Nov 24	@ FLA	MIN	2/45 W 59:53	MIN	DNP
Nov 25	@ TBL	MIN	DNP	MIN	5/29 L 57:56
Nov 27	vs. CGY	MIN	3/29 O 60:49	MIN	DNP
Nov 29	vs. TOR	MIN	4/29 W 59:27	MIN	DNP
Nov 30	@ TOR	MIN	DNP	MIN	2/43 O 61:41
Dec 2	vs. NJD	MIN	1/45 W 60:00	MIN	DNP
Dec 5	@ CGY	MIN	4/29 L 57:41	MIN	DNP
Dec 7	@ VAN	MIN	DNP	MIN	6/30 O 62:00
Dec 8	@ EDM	MIN	2/28 W 61:13	MIN	DNP
Dec 10	vs. STL	MIN	2/30 W 60:00	MIN	DNP
Dec 12	vs. NSH	MIN	3/39 W 60:00	MIN	DNP
Dec 14	@ NYI	MIN	3/26 O 62:50	MIN	DNP
Dec 17	@ TOR	MIN	4/32 L 58:15	MIN	DNP
Dec 19	@ PHI	MIN	DNP	MIN	6/29 L 60:00
Dec 21	vs. LAK	MIN	2/27 W 60:00	MIN	DNP
Dec 23	@ OTT	MIN	2/29 L 58:10	MIN	DNP
Dec 27	vs. BOS	MIN	2/24 L 58:36	MIN	DNP
Dec 29	@ BOS	MIN	3/22 L 57:20	MIN	DNP
Dec 31	vs. TBL	MIN	5/26 L 57:29	MIN	DNP
Jan 2	vs. EDM	MIN	2/27 W 61:09	MIN	DNP
Jan 4	vs. FLA	MIN	2/34 W 59:43	MIN	DNP
Jan 9	@ STL	MIN	4/30 L 59:32	MIN	DNP
Jan 11	vs. VAN	MIN	DNP	MIN	5/34 L 59:05
Jan 12	@ DET	MIN	1/22 W 59:49	MIN	DNP
Jan 14	vs. VGK	MIN	2/26 W 60:00	MIN	DNP
Jan 16	@ DAL	MIN	1/29 W 59:53	MIN	DNP
Jan 18	@ NSH	MIN	2/37 L 59:40	MIN	DNP
Jan 28	vs. OTT	MIN	3/33 L 50:28	MIN	0/4 07:13
Jan 30	vs. MTL	DNP	INJ	MIN	2/29 L 58:55
Feb 1	vs. CBJ	DNP	INJ	MIN	1/23 W 60:36
Feb 4	vs. COL	1/14 29:34	INJ	MIN	5/13 L 30:26
Feb 6	vs. DET	3/21 O 63:25	INJ	MIN	DNP
Feb 7	@ NYR	DNP	INJ	MIN	2/39 W 60:00
Feb 9	vs. ANA	3/28 L 57:59	INJ	DNP	DND
Feb 11	vs. DET	DNP	INJ	MIN	2/29 W 60:00
Feb 13	vs. CBJ	DNP	INJ	MIN	3/31 W 62:36
Feb 16	vs. TOR	DNP	INJ	DND	2/22 W 60:00
Feb 18	@ OTT	DNP	INJ	MIN	6/39 L 57:57
Feb 22	@ PIT	DNP	INJ	MIN	2/43 W 60:00
Feb 23	vs. WPG	1/26 W 59:54	INJ	MIN	DNP
Feb 26	@ COL	DNP	INJ	MIN	3/34 L 58:31
Feb 28	@ VGK	DNP	INJ	MIN	3/27 L 58:42
Feb 29	@ ARI	4/30 L 58:15	INJ	MIN	DNP
Mar 3	@ WPG	DNP	INJ	MIN	3/35 L 57:49
Mar 5	vs. PIT	4/32 L 57:37	INJ	MIN	DNP
Mar 7	@ PHI	MIN	DNP	MIN	3/24 L 57:38
Mar 9	vs. WSH	MIN	2/35 W 65:00	MIN	DNP



PLAYER MILESTONES

SEASON IN REVIEW

2019 - 2020

MILESTONES

Rasmus Asplund

1st NHL game ... Nov. 16 vs. Ottawa
1st NHL point (assist) ... Nov. 27 vs. Calgary
1st NHL goal ... Dec. 2 vs. New Jersey

Rasmus Dahlin

100th NHL game ... Nov. 14 vs. Carolina

Jack Eichel

300th NHL game ... Nov. 1 at Washington
300th NHL point ... Dec. 7 at Vancouver
200th NHL assist ... Feb. 18 at Ottawa

Carter Hutton

200th NHL game ... Nov. 17 at Chicago

Jonas Johansson

1st NHL game ... Feb. 4 vs. Colorado
1st NHL win ... Feb. 23 vs. Winnipeg

Marcus Johansson

600th NHL game ... Oct. 24 at NY Rangers

Henri Jokiharju

100th NHL game ... Feb. 23 vs. Winnipeg

Jake McCabe

300th NHL game ... Nov. 30 at Toronto

Colin Miller

100th NHL point ... Oct. 3 at Pittsburgh
300th NHL game ... March 7 at Philadelphia

Casey Mittelstadt

100th NHL game ... Nov. 9 at Tampa Bay

Brandon Montour

200th NHL game ... Nov. 27 vs. Calgary

Kyle Okposo

500th NHL point ... Feb. 16 vs. Toronto
800th NHL game ... March 9 vs. Washington

Sam Reinhart

100th NHL goal ... Jan. 2 vs. Edmonton
400th NHL game ... March 9 vs. Washington

Rasmus Ristolainen

200th NHL point ... Nov. 8 vs. Tampa Bay

Conor Sheary

300th NHL game ... Jan. 11 vs. Vancouver

Jeff Skinner

200th NHL assist ... Oct. 16 at Anaheim
700th NHL game ... Dec. 28 vs. Boston

Dalton Smith

1st NHL game ... Dec. 31 vs. Tampa Bay

Jimmy Vesey

100th NHL point ... Dec. 12 vs. Nashville
300th NHL game ... Feb. 28 at Vegas



HIGHS, LOWS AND STREAKS

SEASON IN REVIEW

2019 - 2020

TEAM HIGHS AND LOWS

TEAM SCORING

Most Goals Scored - Game	7	(2x), Last: 12/2 vs. NJD
Most Goals Scored - Period	5	12/2 vs. NJD (1st)
Most Goals Allowed - Game	7	2/18 at OTT
Most Goals Allowed - Period	4	(4x), Last: 2/18 at OTT (1st)
Largest Margin of Victory	6	12/2 vs. NJD
Largest Margin of Defeat	5	(3x), Last: 2/4 vs. COL
Most Power-Play Goals - Game	3	10/5 vs. NJD
Most Power-Play Opportunities - Game	8	12/5 at CGY
Most Power-Play Goals Against - Game	3	(2x), Last: 1/28 vs. OTT
Most Power-Play Opportunities Against - Game	7	11/19 vs. MIN

SHOOTING

Most Shots Taken - Game	44	12/23 at OTT
Most Shots Taken - Period	19	(3x), Last: 2/28 at VGK (3rd)
Fewest Shots Taken - Game	17	12/19 at PHI
Fewest Shots Taken - Period	3	(4x), Last: 1/30 vs. MTL (2nd)
Most Shots Allowed - Game	47	10/17 at ANA
Most Shots Allowed - Period	23	2/7 at NYR (3rd)
Fewest Shots Allowed - Game	20	10/5 vs. NJD
Fewest Shots Allowed - Period	2	12/29 at BOS (1st)
Largest Margin of Shots on Goal Favoring the Sabres - Game	16	10/5 vs. NJD
Largest Margin of Shots on Goal Favoring the Sabres - Period	13	11/21 at BOS (1st)
Largest Margin of Shots on Goal Favoring the Opponent - Game	26	10/7 at CBJ
Largest Margin of Shots on Goal Favoring the Opponent - Period	17	2/7 at NYR (3rd)

PENALTY MINUTES

Most Penalty Minutes - Game	28	11/14 vs. CAR
Fewest Penalty Minutes - Game	0	(2x), Last: 2/28 at VGK
Most Opponent Penalty Minutes - Game	24	10/16 at ANA
Fewest Opponent Penalty Minutes - Game	0	2/1 vs. CBJ

TEAM STREAKS

Longest Winning Streak	3	(5x), Last: 2/11 vs. DET to 2/16 vs. TOR
Longest Home Winning Streak	5	(2x), Last: 11/29 vs. TOR to 12/21 vs. LAK
Longest Road Winning Streak	2	(2x), Last: 1/12 at DET to 1/16 at DAL
Longest Regulation Losing Streak	6	2/26 at COL to 3/7 at PHI
Longest Home Regulation Losing Streak	2	(3x), Last: 1/28 vs. OTT to 1/30 vs. MTL
Longest Road Regulation Losing Streak	5	(2x), Last: 2/26 at COL to 3/7 at PHI
Longest Point Streak	6	10/3 at PIT to 10/14 vs. DAL (5-0-1)
Longest Home Point Streak	6	11/27 vs. CGY to 12/21 vs. LAK (5-0-1)
Longest Road Point Streak	3	12/7 at VAN to 12/14 at NYI (1-0-2)
Longest Winless Streak	6	(2x), Last: 2/26 at COL to 3/7 at PHI (0-6-0)
Longest Home Winless Streak	4	10/28 vs. ARI to 11/14 vs. CAR (0-2-2)
Longest Road Winless Streak	6	12/14 at NYI to 1/9 at STL (0-5-1)



HIGHS, LOWS AND STREAKS SEASON IN REVIEW

2019 - 2020

INDIVIDUAL HIGHS AND LOWS

INDIVIDUAL HIGHS FOR A GAME

Most Goals	4.....	Jack Eichel, 11/16 vs. OTT
Most Assists	3.....	(2x), Last: Johan Larsson, 12/2 vs. NJD
Most Points	4.....	(3x), Last: Jack Eichel (4+0), 11/16 vs. OTT
Most Penalty Minutes	17.....	Jake McCabe, 12/31 vs. TBL
Most Shots	9.....	(2x), Last: Jeff Skinner, 10/19 at SJS
Most Goals by Opponent	2.....	(29x), Last: Claude Giroux, 3/7 at PHI
Most Assists by Opponent	3.....	(4x), Last: Andre Burakovsky, 2/4 vs. COL
Most Points by Opponent	4.....	(2x), Last: Jean-Gabriel Pageau (2+2), 2/18 at OTT
Most Penalty Minutes by Opponent	12.....	Cedric Paquette, 11/9 at TBL
Most Shots by Opponent	9.....	(2x), Last: Anthony Duclair, 1/28 vs. OTT

INDIVIDUAL STREAKS

Consecutive Team Games with Goals	4.....	Jack Eichel, 12/10 vs. STL to 12/17 at TOR
Consecutive Team Games with Assists	8.....	Jack Eichel, 11/19 vs. MIN to 12/2 vs. NJD
Consecutive Team Games with Points	17.....	Jack Eichel, 11/16 vs. OTT to 12/17 at TOR (16+15)



TRANSACTIONS SEASON IN REVIEW

2019 - 2020

OCTOBER 2019

- Oct. 3 Recalled **Victor Olofsson** and **Henri Jokiharju** from Rochester; Assigned **Jean-Sebastien Dea**, **Curtis Lazar** and **Lawrence Pilut** to Rochester
- Oct. 13 Recalled **Curtis Lazar** from Rochester
- Oct. 18 Assigned **Curtis Lazar** to Rochester
- Oct. 20 Assigned **Ukko-Pekka Luukkonen** to Rochester
- Oct. 25 Recalled **William Borgen** from Rochester
- Oct. 26 Assigned **William Borgen** from Rochester
- Oct. 27 Recalled **William Borgen** from Rochester
- Oct. 29 Assigned **William Borgen** from Rochester

NOVEMBER 2019

- Nov. 2 Activated **Brandon Montour** from IR
- Nov. 3 Recalled **Lawrence Pilut** from Rochester; Placed **Marco Scandella** on IR
- Nov. 11 Assigned **Lawrence Pilut** to Rochester
- Nov. 13 Recalled **Curtis Lazar** from Rochester
- Nov. 14 Activated **Marco Scandella** from IR; Placed **Vladimir Sobotka** on IR
- Nov. 15 Recalled **Rasmus Asplund** from Rochester; Placed **Marcus Johansson** on IR
- Nov. 17 Recalled **Tage Thompson** from Rochester; Placed **Kyle Okposo** on IR
- Nov. 21 Activated **Zach Bogosian** from IR; Placed **Tage Thompson** on IR
- Nov. 22 Placed **John Gilmour** on waivers
- Nov. 23 Assigned **John Gilmour** to Rochester
- Nov. 24 Acquired **Matthew Spencer** from the Tampa Bay Lightning in exchange for **Devante Stephens**; Assigned **Spencer** to Cincinnati (ECHL)
- Nov. 25 Recalled **Jean-Sebastien Dea** from Rochester
- Nov. 27 Activated **Marcus Johansson** from IR; Placed **Rasmus Dahlin** on IR

DECEMBER 2019

- Dec. 3 Assigned **Curtis Lazar** to Rochester
- Dec. 4 Assigned **Jean-Sebastien Dea** to Rochester
- Dec. 7 Activated **Kyle Okposo** from IR
- Dec. 12 Activated **Rasmus Dahlin** from IR
- Dec. 15 Assigned **Casey Mittelstadt** to Rochester
- Dec. 20 Recalled **Curtis Lazar** from Rochester
- Dec. 24 Assigned **Curtis Lazar** to Rochester
- Dec. 27 Recalled **Curtis Lazar** from Rochester
- Dec. 30 Signed **Dalton Smith** to a one-year, two-way contract worth \$700,000; Placed **Jeff Skinner** on IR

JANUARY 2020

- Jan. 2 Placed **Dalton Smith** on waivers; Acquired a fourth-round pick in the 2020 NHL Draft from the Montreal Canadiens in exchange for **Marco Scandella**; Acquired **Michael Frolik** from the Calgary Flames in exchange for a fourth-round pick in the 2020 NHL Draft
- Jan. 3 Recalled **Scott Wilson** from Rochester
- Jan. 6 Assigned **Dalton Smith** to Rochester
- Jan. 7 Recalled **Lawrence Pilut** from Rochester
- Jan. 8 Placed **Victor Olofsson** on IR
- Jan. 18 Assigned **Rasmus Asplund**, **Scott Wilson** and **Lawrence Pilut** to Rochester
- Jan. 26 Recalled **Lawrence Pilut** from Rochester
- Jan. 28 Activated **Jeff Skinner** from IR
- Jan. 29 Recalled **Jonas Johansson** from Rochester
- Jan. 30 Placed **Linus Ullmark** on IR
- Jan. 31 Recalled **Jean-Sebastien Dea** from Rochester

FEBRUARY 2020

- Feb. 4 Recalled **Rasmus Asplund** from Rochester; Placed **Kyle Okposo** on IR
- Feb. 5 Recalled **Scott Wilson** from Rochester; Assigned **Jean-Sebastien Dea** to Rochester
- Feb. 8 Assigned **Rasmus Asplund** and **Lawrence Pilut** to Rochester
- Feb. 9 Recalled **Lawrence Pilut** and **Andrew Hammond** from Rochester





TRANSACTIONS SEASON IN REVIEW

2019 - 2020

FEBRUARY 2020

- Feb. 10 Assigned **Andrew Hammond** to Rochester
- Feb. 13 Assigned **Scott Wilson** to Rochester; Activated **Kyle Okposo** and **Victor Olofsson** from IR
- Feb. 14 Placed **Zach Bogosian** on waivers; Assigned **Lawrence Pilut** to Rochester
- Feb. 15 Recalled **John Gilmour** and **Andrew Hammond** from Rochester; Assigned **Zach Bogosian** to Rochester
- Feb. 17 Signed **Taylor Leier** to a one-year, two-way contract worth \$700,000; Placed **Leier** on waivers; Recalled **Scott Wilson** from Rochester; Assigned **Andrew Hammond** to Rochester
- Feb. 18 Assigned **Taylor Leier** to Rochester
- Feb. 21 Placed **Zach Bogosian** on unconditional waivers; Assigned **Scott Wilson** to Rochester
- Feb. 24 Acquired **Wayne Simmonds** from New Jersey in exchange for a conditional fifth-round pick in the 2021 NHL Draft; Acquired **Dominik Kahun** from Pittsburgh in exchange for **Evan Rodrigues** and **Conor Sheary**
- Feb. 27 Recalled **Lawrence Pilut** from Rochester; Assigned **John Gilmour** to Rochester

MARCH 2020

- March 6 Activated **Linus Ullmark** from IR; Assigned **Jonas Johansson** to Rochester
- March 7 Recalled **John Gilmour** from Rochester
- March 8 Assigned **John Gilmour** to Rochester

APRIL 2020



INJURY REPORT

SEASON IN REVIEW

2019 - 2020

MAN GAMES LOST				
PLAYER	TOTAL NUMBER OF GAMES LOST	INJURY	DATE	NUMBER OF GAMES
Bogosian, Zach	23	Hip Illness	Oct. 3 – Nov. 21 Feb. 1	22 games 1 game
Dahlin, Rasmus	10	Concussion Upper Body	Nov. 27 – Dec. 10 Feb. 4 – Feb. 6	8 games 2 games
Eichel, Jack	1	Upper Body	Dec. 19	1 game
Frolik, Michael	2	Illness	Feb. 16 – Feb. 18	2 games
Hunwick, Matt	69	Neck	Oct. 3 – March 9	69 games
Johansson, Marcus	9	Upper Body Illness Upper Body	Nov. 14 – Nov. 25 Feb. 9 Feb. 13	7 games 1 game 1 game
Kahun, Dominik	1	Lower Body	Feb. 26	1 game
Larsson, Johan	7	Upper Body Upper Body Lower Body	Nov. 16 – Nov. 19 Dec. 21 – Dec. 27 Feb. 4	3 games 3 games 1 game
Lazar, Curtis	1	Illness	Feb. 4	1 game
Luukkonen, Ukko-Pekka	9	Hip	Oct. 3 – Oct. 19	9 games
McCabe, Jake	1	Upper Body	Jan. 9	1 game
Montour, Brandon	15	Hand Lower Body	Oct. 3 – Nov. 1 Feb. 1	14 games 1 game
Okposo, Kyle	17	Concussion Illness Upper Body	Nov. 18 – Dec. 5 Dec. 23 Feb. 1 – Feb. 11	10 games 1 game 6 games
Olofsson, Victor	15	Lower Body	Jan. 4 – Feb. 11	15 games
Pilut, Lawrence	1	Illness	Jan. 7	1 game
Rodrigues, Evan	5	Lower Body	Nov. 25 – Dec. 2	5 games
Scandella, Marco	8	Lower Body Illness	Oct. 25 – Nov. 9 Dec. 27 – Dec. 31	6 games 2 games
Sheary, Conor	4	Upper Body	Oct. 9 – Oct. 16	4 games
Skinner, Jeff	10	Upper Body	Dec. 29 – Jan. 18	10 games
Sobotka, Vladimir	53	Knee	Nov. 9 – March 9	53 games
Thompson, Tage	49	Upper Body	Nov. 19 – March 9	49 games
Ullmark, Linus	17	Lower Body	Jan. 30 – March 5	17 games
Vesey, Jimmy	3	Upper Body	Oct. 25 – Nov. 1	3 games
TOTAL				330 MAN GAMES LOST




2019-20 GAME VIGNETTES

SEASON IN REVIEW

2019 - 2020


THU | October 3 | BUFFALO 3 AT PITTSBURGH 1

 **Goals:** Sheary (2), Dahlin
Goalie: Hutton (28 saves/29 shots)
Special Teams: PP: 1/2; PK: 4/5
Shots: Buffalo 41 - Pittsburgh 29
TOI Leader: McCabe (25:11)
Man Games Lost: 4

SAT | October 5 | NEW JERSEY 2 AT BUFFALO 7

 **Goals:** Olofsson (2), Reinhart (2), Eichel, Okposo, Skinner
Goalie: Hutton (18 saves/20 shots)
Special Teams: PP: 3/4; PK: 2/2
Shots: Buffalo 36 - New Jersey 20
TOI Leader: Ristolainen (23:27)
Man Games Lost: 8


MON | October 7 | BUFFALO 3 AT COLUMBUS 4 (OT)

 **Goals:** Johansson, Skinner, Olofsson
Goalie: Ullmark (40 saves/44 shots)
Special Teams: PP: 2/4; PK: 1/3
Shots: Columbus 44 - Buffalo 18
TOI Leader: Ristolainen (24:37)
Man Games Lost: 12

WED | October 9 | MONTREAL 4 AT BUFFALO 5 (OT)

 **Goals:** Eichel (2), Olofsson, Skinner, Johansson
Goalie: Hutton (23 saves/27 shots)
Special Teams: PP: 2/5; PK: 2/3
Shots: Buffalo 39 - Montreal 27
TOI Leader: Ristolainen (25:00)
Man Games Lost: 17

FRI | October 11 | FLORIDA 2 AT BUFFALO 3 (SO)

 **Goals:** Larsson, Scandella; GDG-Eichel
Goalie: Ullmark (41 saves/43 shots)
Special Teams: PP: 0/4; PK: 2/2
Shots: Florida 43 - Buffalo 32
TOI Leader: Ristolainen (25:24)
Man Games Lost: 22

MON | October 14 | DALLAS 0 AT BUFFALO 4

 **Goals:** Olofsson, Reinhart, Skinner, Johansson
Goalie: Hutton (25 saves/25 shots)
Special Teams: PP: 1/2; PK: 2/2
Shots: Dallas 25 - Buffalo 22
TOI Leader: Ristolainen (23:46)
Man Games Lost: 27

WED | October 16 | BUFFALO 2 AT ANAHEIM 5

 **Goals:** Eichel, Olofsson
Goalie: Ullmark (26 saves/30 shots); 1 ENG
Special Teams: PP: 1/7; PK: 3/4
Shots: Buffalo 33 - Anaheim 31
TOI Leader: Ristolainen (21:50)
Man Games Lost: 32

THU | October 17 | BUFFALO 3 AT LOS ANGELES 0

 **Goals:** Mittelstadt (2), Sheary
Goalie: Hutton (47 saves/47 shots)
Special Teams: PP: 1/3; PK: 3/3
Shots: Los Angeles 47 - Buffalo 24
TOI Leader: Ristolainen (22:55)
Man Games Lost: 36


SAT | October 19 | BUFFALO 4 AT SAN JOSE 3

 **Goals:** Johansson, Mittelstadt, Skinner, Girgensons
Goalie: Ullmark (29 saves/32 shots)
Special Teams: PP: 0/4; PK: 2/4
Shots: Buffalo 35 - San Jose 32
TOI Leader: Ristolainen (25:29)
Man Games Lost: 40

TUE | October 22 | SAN JOSE 3 AT BUFFALO 4 (OT)

 **Goals:** Eichel (2), Reinhart, Skinner
Goalie: Hutton (25 saves/28 shots)
Special Teams: PP: 1/4; PK: 2/2
Shots: Buffalo 29 - San Jose 28
TOI Leader: Ristolainen (26:08)
Man Games Lost: 43

THU | October 24 | BUFFALO 2 AT NY RANGERS 6

 **Goals:** Scandella, Sobotka
Goalie: Hutton (18 saves/24 shots)
Special Teams: PP: 0/3; PK: 4/4
Shots: Buffalo 33 - NY Rangers 24
TOI Leader: Ristolainen (24:59)
Man Games Lost: 46

FRI | October 25 | BUFFALO 2 AT DETROIT 0

 **Goals:** McCabe, Reinhart
Goalie: Ullmark (41 saves/41 shots)
Special Teams: PP: 1/3; PK: 3/3
Shots: Detroit 41 - Buffalo 25
TOI Leader: Ristolainen (26:01)
Man Games Lost: 51





2019-20 GAME VIGNETTES


SEASON IN REVIEW

2019 - 2020

MON | October 28 | ARIZONA 3 AT BUFFALO 2 (SO)

 **Goals:** Eichel, Skinner
Goalie: Hutton (42 saves/44 shots)
Special Teams: PP: 1/2; PK: 1/2
Shots: Arizona 44 – Buffalo 26
TOI Leader: Ristolainen (25:18)
Man Games Lost: 56

FRI | November 1 | BUFFALO 1 AT WASHINGTON 6

 **Goals:** Jokiharju
Goalie: Ullmark (28 saves/34 shots)
Special Teams: PP: 0/2; PK: 1/1
Shots: Washington 34 – Buffalo 30
TOI Leader: Miller (21:37)
Man Games Lost: 61


SAT | November 2 | NY ISLANDERS 1 AT BUFFALO 0

 **Goals:** N/A
Goalie: Hutton (20 saves/21 shots)
Special Teams: PP: 0/3; PK: 1/1
Shots: Buffalo 27 – NY Islanders 21
TOI Leader: Ristolainen (23:49)
Man Games Lost: 64

FRI | November 8 | TAMPA BAY 3 AT BUFFALO 2

 **Goals:** Reinhart (2)
Goalie: Ullmark (31 saves/34 shots)
Special Teams: PP: 0/2; PK: 3/4
Shots: Tampa Bay 34 – Buffalo 22
TOI Leader: Eichel (23:16)
Man Games Lost: 67

SAT | November 9 | BUFFALO 3 AT TAMPA BAY 5

 **Goals:** Reinhart, Olofsson, Eichel
Goalie: Hutton (35 saves/40 shots)
Special Teams: PP: 0/2; PK: 1/3
Shots: Buffalo 43 – Tampa Bay 40
TOI Leader: Ristolainen (23:59)
Man Games Lost: 71

THU | November 14 | CAROLINA 5 AT BUFFALO 4 (OT)

 **Goals:** Skinner, Lazar, Jokiharju, Larsson
Goalie: Hutton (24 saves/29 shots)
Special Teams: PP: 0/3; PK: 1/3
Shots: Buffalo 33 – Carolina 29
TOI Leader: Eichel (25:05)
Man Games Lost: 75

SAT | November 16 | OTTAWA 2 AT BUFFALO 4

 **Goals:** Eichel (4)
Goalie: Ullmark (21 saves/23 shots)
Special Teams: PP: 0/2; PK: 2/3
Shots: Buffalo 32 – Ottawa 23
TOI Leader: Ristolainen (24:06)
Man Games Lost: 80

SUN | November 17 | BUFFALO 1 AT CHICAGO 4

 **Goals:** Eichel
Goalie: Hutton (23 saves/27 shots)
Special Teams: PP: 0/4; PK: 4/5
Shots: Buffalo 34 – Chicago 27
TOI Leader: Eichel (21:55)
Man Games Lost: 86


TUE | November 19 | MINNESOTA 4 AT BUFFALO 1

 **Goals:** Montour
Goalie: Ullmark (22 saves/25 shots); 1 ENG
Special Team: PP: 0/3; PK: 6/7
Shots: Buffalo 31 – Minnesota 26
TOI Leader: Ristolainen (25:28)
Man Games Lost: 93

THU | November 21 | BUFFALO 2 AT BOSTON 3

 **Goals:** Ristolainen, Montour
Goalie: Ullmark (24 saves/27 shots)
Special Teams: PP: 1/4; PK: 0/2
Shots: Buffalo 38 – Boston 27
TOI Leader: Ristolainen (25:41)
Man Games Lost: 99

SUN | November 24 | BUFFALO 5 AT FLORIDA 2

 **Goals:** Girgensons (2), Skinner, Eichel, Olofsson
Goalie: Ullmark (43 saves/45 shots)
Special Teams: PP: 0/2; PK: 3/4
Shots: Florida 45 – Buffalo 26
TOI Leader: Bogosian (22:03)
Man Games Lost: 104

MON | November 25 | BUFFALO 2 AT TAMPA BAY 5

 **Goals:** Reinhart, Vesey
Goalie: Hutton (24 saves/29 shots)
Special Teams: PP: 0/4; PK: 3/4
Shots: Buffalo 30 – Tampa Bay 29
TOI Leader: Eichel (22:57)
Man Games Lost: 110




2019-20 GAME VIGNETTES


SEASON IN REVIEW

2019 - 2020


WED | November 27 | CALGARY 3 AT BUFFALO 2 (OT)

 **Goals:** Vesey, Olofsson
Goalie: Ullmark (26 saves/29 shots)
Special Teams: PP: 0/2; PK: 2/2
Shots: Buffalo 36 – Calgary 29
TOI Leader: Ristolainen (24:35)
Man Games Lost: 116

FRI | November 29 | TORONTO 4 AT BUFFALO 6

 **Goals:** Eichel (2), Skinner, Mittelstadt, Olofsson, Vesey
Goalie: Ullmark (25 saves/29 shots)
Special Teams: PP: 0/2; PK: 4/4
Shots: Buffalo 36 – Toronto 29
TOI Leader: Eichel (21:36)
Man Games Lost: 122


SAT | November 30 | BUFFALO 1 AT TORONTO 2 (OT)

 **Goals:** Ristolainen
Goalie: Hutton (41 saves/43 shots)
Special Teams: PP: 0/2; PK: 0/1
Shots: Toronto 43 – Buffalo 30
TOI Leader: Eichel (23:46)
Man Games Lost: 128


MON | December 2 | NEW JERSEY 1 AT BUFFALO 7

 **Goals:** Sheary (2), Eichel, Skinner, Asplund, Olofsson, Jokiharju
Goalie: Ullmark (44 saves/45 shots)
Special Teams: PP: 1/2; PK: 3/4
Shots: New Jersey 45 – Buffalo 32
TOI Leader: Johansson (19:58)
Man Games Lost: 134

THU | December 5 | BUFFALO 3 AT CALGARY 4

 **Goals:** Reinhart, McCabe, Eichel
Goalie: Ullmark (25 saves/29 shots)
Special Teams: PP: 1/8; PK: 1/2
Shots: Calgary 29 – Buffalo 29
TOI Leader: Eichel (24:44)
Man Games Lost: 139

SAT | December 7 | BUFFALO 5 AT VANCOUVER 6 (OT)

 **Goals:** Okposo, Reinhart, Olofsson, Girgensons, Johansson
Goalie: Hutton (24 saves/30 shots)
Special Teams: PP: 1/4; PK: 1/2
Shots: Vancouver 30 – Buffalo 28
TOI Leader: Ristolainen (25:43)
Man Games Lost: 143


SUN | December 8 | BUFFALO 3 AT EDMONTON 2 (OT)

 **Goals:** Okposo, Larsson, Miller
Goalie: Ullmark (26 saves/28 shots)
Special Teams: PP: 0/3; PK: 2/3
Shots: Edmonton 28 – Buffalo 22
TOI Leader: Ristolainen (25:25)
Man Games Lost: 147

TUE | December 10 | ST. LOUIS 2 AT BUFFALO 5

 **Goals:** Eichel (2), Reinhart, Larsson, Girgensons
Goalie: Ullmark (28 saves/30 shots)
Special Teams: PP: 0/2; PK: 2/2
Shots: Buffalo 33 – St. Louis 30
TOI Leader: Ristolainen (21:46)
Man Games Lost: 151


THU | December 12 | NASHVILLE 3 AT BUFFALO 4

 **Goals:** Eichel (2), Vesey, Olofsson
Goalie: Ullmark (36 saves/39 shots)
Special Teams: PP: 0/1; PK: 2/2
Shots: Nashville 39 – Buffalo 32
TOI Leader: Ristolainen (23:49)
Man Games Lost: 154


SAT | December 14 | BUFFALO 2 AT NY ISLANDERS 3 (OT)

 **Goals:** Olofsson, Eichel
Goalie: Ullmark (23 saves/26 shots)
Special Teams: PP: 2/3; PK: 3/3
Shots: Buffalo 35 – NY Islanders 26
TOI Leader: Olofsson (24:25)
Man Games Lost: 157

TUE | December 17 | BUFFALO 3 AT TORONTO 5

 **Goals:** Dahlin, Eichel, Okposo
Goalie: Ullmark (28 saves/32 shots); 1 ENG
Special Teams: PP: 1/2; PK: 1/1
Shots: Toronto 33 – Buffalo 30
TOI Leader: Eichel (23:48)
Man Games Lost: 160

THU | December 19 | BUFFALO 1 AT PHILADELPHIA 6

 **Goals:** Olofsson
Goalie: Hutton (23 saves/29 shots)
Special Teams: PP: 1/2; PK: 2/5
Shots: Philadelphia 29 – Buffalo 17
TOI Leader: McCabe (21:30)
Man Games Lost: 164



2019-20 GAME VIGNETTES

SEASON IN REVIEW

2019 - 2020

SAT | December 21 **LOS ANGELES 2 AT BUFFALO 3**

 **Goals:** Ristolainen, Scandella, Olofsson
Goalie: Ullmark (25 saves/27 shots)
Special Teams: PP: 0/3; PK: 2/2
Shots: Buffalo 28 - Los Angeles 27
TOI Leader: Eichel (22:11)
Man Games Lost: 168

MON | December 23 **BUFFALO 1 AT OTTAWA 3**

 **Goals:** Girgensons
Goalie: Ullmark (27 saves/29 shots); 1 ENG
Special Teams: PP: 0/2; PK: 2/2
Shots: Buffalo 44 - Ottawa 39
TOI Leader: Ristolainen (23:00)
Man Games Lost: 173

FRI | December 27 **BOSTON 3 AT BUFFALO 0**

 **Goals:** N/A
Goalie: Ullmark (22 saves/24 shots); 1 ENG
Special Teams: PP: 0/2; PK: 3/4
Shots: Buffalo 26 - Boston 25
TOI Leader: Ristolainen (24:33)
Man Games Lost: 178

SUN | December 29 **BUFFALO 2 AT BOSTON 3**

 **Goals:** Ristolainen, Lazar
Goalie: Ullmark (19 saves/22 shots)
Special Teams: PP: 0/3; PK: 4/6
Shots: Buffalo 26 - Boston 22
TOI Leader: Ristolainen (23:04)
Man Games Lost: 183

TUE | December 31 **TAMPA BAY 6 AT BUFFALO 4**

 **Goals:** Sheary, Johansson, Vesey, Eichel
Goalie: Ullmark (21 saves/26 shots); 1 ENG
Special Teams: PP: 0/4; PK: 3/5
Shots: Buffalo 28 - Tampa Bay 27
TOI Leader: Eichel (25:13)
Man Games Lost: 187

THU | January 2 **EDMONTON 2 AT BUFFALO 3 (OT)**

 **Goals:** Lazar, Reinhart, Eichel
Goalie: Ullmark (25 saves/27 shots)
Special Teams: PP: 0/2; PK: 1/1
Shots: Edmonton 27 - Buffalo 26
TOI Leader: Eichel (23:56)
Man Games Lost: 191

SAT | January 4 **FLORIDA 2 AT BUFFALO 3**

 **Goals:** Jokiharju, Sheary, Reinhart
Goalie: Ullmark (32 saves/34 shots)
Special Teams: PP: 1/3; PK: 3/3
Shots: Florida 34 - Buffalo 18
TOI Leader: Ristolainen (24:21)
Man Games Lost: 196

THU | January 9 **BUFFALO 1 AT ST. LOUIS 5**

 **Goals:** Eichel
Goalie: Ullmark (26 saves/30 shots); 1 ENG
Special Teams: PP: 0/1; PK: 0/1
Shots: St. Louis 31 - Buffalo 19
TOI Leader: Reinhart (22:25)
Man Games Lost: 202

SAT | January 11 **VANCOUVER 6 AT BUFFALO 3**

 **Goals:** Montour, Reinhart, Girgensons
Goalie: Hutton (29 saves/34 shots); 1 ENG
Special Teams: PP: 1/3; PK: 2/2
Shots: Vancouver 35 - Buffalo 28
TOI Leader: Dahlin (24:16)
Man Games Lost: 207

SUN | January 12 **BUFFALO 5 AT DETROIT 1**

 **Goals:** Rodrigues (2), Girgensons, Bogosian, Ristolainen
Goalie: Ullmark (21 saves/22 shots)
Special Teams: PP: 2/4; PK: 3/3
Shots: Buffalo 27 - Detroit 22
TOI Leader: Eichel (21:13)
Man Games Lost: 212

TUE | January 14 **VEGAS 2 AT BUFFALO 4**

 **Goals:** Okposo, Reinhart, Eichel, Lazar
Goalie: Ullmark (24 saves/26 shots)
Special Teams: PP: 2/3; PK: 2/3
Shots: Buffalo 26 - Vegas 26
TOI Leader: Montour (21:55)
Man Games Lost: 217

THU | January 16 **BUFFALO 4 AT DALLAS 1**

 **Goals:** Vesey, Dahlin, Frolik, Girgensons
Goalie: Ullmark (28 saves/29 shots)
Special Teams: PP: 0/2; PK: 4/4
Shots: Dallas 29 - Buffalo 22
TOI Leader: Ristolainen (24:47)
Man Games Lost: 222




2019-20 GAME VIGNETTES


SEASON IN REVIEW

2019 - 2020

SAT | January 18 | BUFFALO 1 AT NASHVILLE 2

 **Goals:** Reinhart
Goalie: Ullmark (35 saves/37 shots)
Special Teams: PP: 0/3; PK: 2/3
Shots: Nashville 37 – Buffalo 31
TOI Leader: Eichel (24:22)
Man Games Lost: 227


TUE | January 28 | OTTAWA 5 AT BUFFALO 2

 **Goals:** Reinhart, Eichel
Goalie: Ullmark (30 saves/33 shots) / Hutton (4 saves/4 shots); 2 ENG
Special Teams: PP: 1/4; PK: 1/4
Shots: Ottawa 39 – Buffalo 30
TOI Leader: Eichel (23:11)
Man Games Lost: 231


THU | January 30 | MONTREAL 3 AT BUFFALO 1

 **Goals:** Eichel
Goalie: Hutton (27 saves/29 shots); 1 ENG
Special Teams: PP: 1/3; PK: 1/1
Shots: Montreal 30 – Buffalo 21
TOI Leader: Eichel (23:54)
Man Games Lost: 236


SAT | February 1 | COLUMBUS 1 AT BUFFALO 2 (OT)

 **Goals:** Rodrigues, Eichel
Goalie: Hutton (22 saves/23 shots)
Special Teams: PP: 0/0; PK: 2/2
Shots: Buffalo 24 – Columbus 23
TOI Leader: Ristolainen (24:26)
Man Games Lost: 244

TUE | February 4 | COLORADO 6 AT BUFFALO 1

 **Goals:** Reinhart
Goalie: Hutton (8 saves/13 shots) / Johansson (13 saves/14 shots)
Special Teams: PP: 0/2; PK: 0/0
Shots: Colorado 27 – Buffalo 24
TOI Leader: Eichel (20:47)
Man Games Lost: 253

THU | February 6 | DETROIT 4 AT BUFFALO 3 (SO)

 **Goals:** Vesey, Wilson, Rodrigues
Goalie: Johansson (18 saves/21 shots)
Special Teams: PP: 0/4; PK: 3/4
Shots: Buffalo 32 – Detroit 21
TOI Leader: Ristolainen (26:02)
Man Games Lost: 260


FRI | February 7 | BUFFALO 3 AT NY RANGERS 2

 **Goals:** Girgensons, Reinhart, Vesey
Goalie: Hutton (37 saves/39 shots)
Special Teams: PP: 0/1; PK: 1/2
Shots: NY Rangers 39 – Buffalo 28
TOI Leader: Ristolainen (24:19)
Man Games Lost: 266


SUN | February 9 | ANAHEIM 3 AT BUFFALO 2

 **Goals:** Larsson, Dahlin
Goalie: Johansson (25 saves/28 shots)
Special Teams: PP: 1/2; PK: 1/1
Shots: Buffalo 33 – Anaheim 28
TOI Leader: Eichel (28:22)
Man Games Lost: 273

TUE | February 11 | DETROIT 2 AT BUFFALO 3

 **Goals:** Sheary, Johansson, Reinhart
Goalie: Hutton (27 saves/29 shots)
Special Teams: PP: 0/3; PK: 3/3
Shots: Detroit 29 – Buffalo 25
TOI Leader: Jokiharju (22:22)
Man Games Lost: 279

THU | February 13 | COLUMBUS 3 AT BUFFALO 4 (OT)

 **Goals:** Olofsson (2), Eichel, Rodrigues
Goalie: Hutton (28 saves/31 shots)
Special Teams: PP: 1/1; PK: 1/1
Shots: Columbus 31 – Buffalo 27
TOI Leader: Montour (23:05)
Man Games Lost: 284

SUN | February 16 | TORONTO 2 AT BUFFALO 5

 **Goals:** Larsson, Sheary, Eichel, Okposo, Vesey
Goalie: Hutton (20 saves/22 shots)
Special Teams: PP: 1/3; PK: 1/1
Shots: Buffalo 36 – Toronto 22
TOI Leader: Ristolainen (23:00)
Man Games Lost: 289

TUE | February 18 | BUFFALO 4 AT OTTAWA 7

 **Goals:** Montour (2), Okposo, Olofsson
Goalie: Hutton (33 saves/39 shots); 1 ENG
Special Teams: PP: 1/4; PK: 0/2
Shots: Ottawa 40 – Buffalo 27
TOI Leader: Ristolainen (25:49)
Man Games Lost: 294




2019-20 GAME VIGNETTES

SEASON IN REVIEW

2019 - 2020


SAT | February 22 | BUFFALO 5 AT PITTSBURGH 2

 **Goals:** Eichel (2), Girgensons, Reinhart, Skinner
Goalie: Hutton (41 saves/43 shots)
Special Teams: PP: 2/3; PK: 2/2
Shots: Pittsburgh 43 - Buffalo 26
TOI Leader: Ristolainen (23:13)
Man Games Lost: 298

SUN | February 23 | WINNIPEG 1 AT BUFFALO 2

 **Goals:** Okposo (2)
Goalie: Johansson (25 saves/26 shots)
Special Teams: PP: 0/3; PK: 1/1
Shots: Winnipeg 26 - Buffalo 25
TOI Leader: Ristolainen (23:29)
Man Games Lost: 302


WED | February 26 | BUFFALO 2 AT COLORADO 3

 **Goals:** Girgensons, Lazar
Goalie: Hutton (31 saves/34 shots)
Special Teams: PP: 0/2; PK: 1/3
Shots: Colorado 34 - Buffalo 33
TOI Leader: Ristolainen (24:13)
Man Games Lost: 307

FRI | February 28 | BUFFALO 2 AT VEGAS 4

 **Goals:** Kahun, Skinner
Goalie: Hutton (24 saves/27 shots); 1 ENG
Special Teams: PP: 0/1; PK: 0/0
Shots: Buffalo 34 - Vegas 28
TOI Leader: Ristolainen (23:36)
Man Games Lost: 311


SAT | February 29 | BUFFALO 2 AT ARIZONA 5

 **Goals:** Johansson, Skinner
Goalie: Johansson (26 saves/30 shots); 1 ENG
Special Teams: PP: 0/2; PK: 2/2
Shots: Arizona 31 - Buffalo 27
TOI Leader: Dahlin (23:53)
Man Games Lost: 315


TUE | March 3 | BUFFALO 1 AT WINNIPEG 3

 **Goals:** Ristolainen
Goalie: Hutton (32 saves/35 shots)
Special Teams: PP: 0/2; PK: 2/3
Shots: Winnipeg 35 - Buffalo 26
TOI Leader: Dahlin (26:19)
Man Games Lost: 319


THU | March 5 | PITTSBURGH 4 AT BUFFALO 2

 **Goals:** McCabe, Johansson
Goalie: Johansson (28 saves/32 shots)
Special Teams: PP: 0/3; PK: 2/3
Shots: Pittsburgh 32 - Buffalo 30
TOI Leader: Eichel (23:33)
Man Games Lost: 323

SAT | March 7 | BUFFALO 1 AT PHILADELPHIA 3

 **Goals:** Kahun
Goalie: Hutton (21 saves/24 shots)
Special Teams: PP: 0/4; PK: 3/3
Shots: Buffalo 39 - Philadelphia 24
TOI Leader: Ristolainen (24:16)
Man Games Lost: 327

MON | March 9 | WASHINGTON 2 AT BUFFALO 3 (SO)

 **Goals:** Olofsson, Eichel; GDG- Kahun
Goalie: Ullmark (33 saves/35 shots)
Special Teams: PP: 1/3; PK: 1/1
Shots: Washington 35 - Buffalo 26
TOI Leader: Ristolainen (28:50)
Man Games Lost: 330



BUFFALO vs.
ANAHEIM
 2020 - 2021

@ Buffalo	DUCKS	SABRES	ATTENDANCE	GOALTENDERS	WINNING GOAL
Feb 9, 2020	3	2	16,131	Ryan Miller / Jonas Johansson	Nick Ritchie

@ Anaheim	DUCKS	SABRES	ATTENDANCE	GOALTENDERS	WINNING GOAL
Oct 16, 2019	5	2	15,193	John Gibson / Linus Ullmark	Ryan Getzlaf

Buffalo Sabres	HEAD-TO-HEAD STATS												
Player	GP	G	A	P	+/-	PIM	PP	SH	GW	S	%	TOI/GP	
Jack Eichel	2	1	1	2	-3	0	0	0	0	8	12.5	23:55	
Rasmus Dahlin	2	1	0	1	-1	2	1	0	0	5	20	21:25	
Johan Larsson	2	1	0	1	0	4	0	0	0	3	33.3	12:44	
Victor Olofsson	1	1	0	1	-2	0	1	0	0	2	50	18:02	
Scott Wilson	1	0	1	1	1	2	0	0	0	1	0	13:51	
Sam Reinhart	2	0	1	1	-3	0	0	0	0	3	0	22:39	
Jeff Skinner	2	0	1	1	-3	2	0	0	0	11	0	17:10	
Jimmy Vesey	2	0	1	1	-1	0	0	0	0	4	0	20:21	
Lawrence Pilut	1	0	0	0	0	0	0	0	0	0	--	10:59	
Vladimir Sobotka	1	0	0	0	-1	0	0	0	0	2	0	14:30	
Marco Scandella	1	0	0	0	-1	2	0	0	0	1	0	16:06	
Michael Frolik	1	0	0	0	0	0	0	0	0	0	--	8:55	
Marcus Johansson	1	0	0	0	-1	0	0	0	0	1	0	19:23	
Brandon Montour	1	0	0	0	1	0	0	0	0	3	0	20:20	
Casey Mittelstadt	1	0	0	0	0	0	0	0	0	1	0	14:53	
Curtis Lazar	1	0	0	0	0	0	0	0	0	2	0	9:10	
Colin Miller	2	0	0	0	-1	0	0	0	0	5	0	19:16	
Jake McCabe	2	0	0	0	-4	0	0	0	0	1	0	16:18	
Zemgus Girgensons	2	0	0	0	0	0	0	0	0	1	0	11:57	
Kyle Okposo	1	0	0	0	0	2	0	0	0	1	0	10:12	
Rasmus Ristolainen	2	0	0	0	-3	0	0	0	0	2	0	21:05	
Henri Jokiharju	2	0	0	0	0	4	0	0	0	3	0	14:27	
Conor Sheary	1	0	0	0	-2	0	0	0	0	1	0	13:46	
Evan Rodrigues	2	0	0	0	-2	0	0	0	0	5	0	9:23	

Anaheim Ducks	HEAD-TO-HEAD STATS												
Player	GP	G	A	P	+/-	PIM	PP	SH	GW	S	%	TOI/GP	
Jakob Silfverberg	2	2	2	4	5	2	0	0	0	6	33.3	17:31	
Adam Henrique	2	2	1	3	4	4	0	0	0	3	66.7	14:49	
Rickard Rakell	2	1	2	3	2	0	0	0	0	4	25	16:30	
Ryan Getzlaf	2	2	0	2	0	0	1	0	1	2	100	17:13	
Sam Steel	2	0	2	2	1	0	0	0	0	1	0	14:42	
Josh Manson	2	0	2	2	3	2	0	0	0	4	0	22:37	
Nick Ritchie	2	1	0	1	0	4	0	0	1	4	25	10:30	
Devin Shore	1	0	1	1	0	0	0	0	0	1	0	12:32	
Troy Terry	2	0	1	1	1	0	0	0	0	9	0	13:28	
Cam Fowler	2	0	1	1	1	2	0	0	0	4	0	19:00	
Michael Del Zotto	2	0	1	1	2	0	0	0	0	2	0	19:53	
Max Comtois	1	0	1	1	1	4	0	0	0	0	--	12:11	
Brendan Guhle	1	0	0	0	0	0	0	0	0	0	--	15:52	
Nicolas Deslauriers	1	0	0	0	0	0	0	0	0	1	0	12:19	
Jacob Larsson	1	0	0	0	1	4	0	0	0	2	0	16:37	
Max Jones	2	0	0	0	1	0	0	0	0	1	0	14:11	
Carter Rowney	2	0	0	0	-1	2	0	0	0	0	--	14:00	
Hampus Lindholm	2	0	0	0	3	0	0	0	0	5	0	23:08	
Korbinian Holzer	2	0	0	0	0	2	0	0	0	4	0	15:41	
Ondrej Kase	1	0	0	0	0	2	0	0	0	0	--	13:56	
Derek Grant	2	0	0	0	1	0	0	0	0	6	0	16:00	

Power Play:	2 - 9 (22.2%)	Penalty Killing:	4 - 5 (80%)							
Goaltender	GP	Min	GA	GAA	SO	W	L	OT	SA	SV%
Linus Ullmark	1	60	4	4.03	0	0	1	0	30	.867
Jonas Johansson	1	58	3	3.10	0	0	1	0	28	.893

Power Play:	1 - 5 (20%)	Penalty Killing:	7 - 9 (77.8%)							
Goaltender	GP	Min	GA	GAA	SO	W	L	OT	SA	SV%
Ryan Miller	1	60	2	2.01	0	1	0	0	33	.939
John Gibson	1	60	2	2.00	0	1	0	0	33	.939



BUFFALO vs.
ARIZONA
2020 - 2021

@ Buffalo	COYOTES	SABRES	ATTENDANCE	GOALTENDERS	WINNING GOAL
Oct 28, 2019	3 (OT)	2	15,358	Darcy Kuemper / Carter Hutton	Nick Schmaltz

@ Arizona	COYOTES	SABRES	ATTENDANCE	GOALTENDERS	WINNING GOAL
Feb 29, 2020	5	2	17,125	Antti Raanta / Jonas Johansson	Clayton Keller

Buffalo Sabres	HEAD-TO-HEAD STATS												
Player	GP	G	A	P	+/-	PIM	PP	SH	GW	S	%	TOI/GP	
Jeff Skinner	2	2	1	3	-1	0	0	0	0	6	33.3	16:37	
Marcus Johansson	2	1	1	2	0	0	0	0	0	4	25	16:40	
Jack Eichel	2	1	0	1	-3	0	1	0	0	3	33.3	22:10	
Wayne Simmonds	1	0	1	1	-1	0	0	0	0	4	0	12:25	
Vladimir Sobotka	1	0	1	1	1	0	0	0	0	0	--	14:43	
Dominik Kahun	1	0	1	1	0	0	0	0	0	1	0	14:57	
Sam Reinhart	2	0	1	1	-3	0	0	0	0	4	0	20:17	
Jake McCabe	2	0	1	1	-1	0	0	0	0	3	0	19:40	
John Gilmour	1	0	0	0	0	0	0	0	0	1	0	19:43	
Johan Larsson	2	0	0	0	0	0	0	0	0	2	0	15:14	
Brandon Montour	1	0	0	0	-1	0	0	0	0	0	--	20:52	
Casey Mittelstadt	1	0	0	0	0	0	0	0	0	0	--	12:34	
Curtis Lazar	1	0	0	0	-1	0	0	0	0	1	0	10:57	
Jimmy Vesey	1	0	0	0	0	0	0	0	0	0	--	15:05	
Colin Miller	2	0	0	0	-1	0	0	0	0	4	0	17:56	
Victor Olofsson	2	0	0	0	0	2	0	0	0	5	0	12:28	
Zemgus Girgensons	2	0	0	0	-1	0	0	0	0	2	0	15:01	
Kyle Okposo	2	0	0	0	-2	0	0	0	0	1	0	14:05	
Rasmus Ristolainen	2	0	0	0	0	0	0	0	0	1	0	23:20	
Rasmus Dahlin	2	0	0	0	-1	4	0	0	0	4	0	21:25	
Henri Jokiharju	2	0	0	0	-1	0	0	0	0	6	0	17:49	
Conor Sheary	1	0	0	0	0	0	0	0	0	1	0	12:23	
Evan Rodrigues	1	0	0	0	0	0	0	0	0	0	--	10:28	

Arizona Coyotes	HEAD-TO-HEAD STATS												
Player	GP	G	A	P	+/-	PIM	PP	SH	GW	S	%	TOI/GP	
Clayton Keller	2	2	1	3	2	0	0	0	1	9	22.2	19:04	
Oliver Ekman-Larsson	2	1	2	3	0	0	0	1	0	6	16.7	25:43	
Conor Garland	2	1	1	2	1	0	0	0	0	5	20	12:53	
Jordan Oesterle	1	1	1	2	2	0	0	0	0	2	50	20:11	
Alex Goligoski	2	0	2	2	3	0	0	0	0	0	--	24:48	
Phil Kessel	2	1	0	1	-1	0	0	0	0	8	12.5	17:06	
Carl Soderberg	2	1	0	1	-1	0	1	0	0	6	16.7	15:03	
Jason Demers	2	0	1	1	1	0	0	0	0	1	0	21:33	
Barrett Hayton	2	0	1	1	1	0	0	0	0	3	0	12:20	
Brad Richardson	1	0	1	1	1	0	0	0	0	1	0	13:01	
Aaron Ness	1	0	0	0	0	0	0	0	0	1	0	10:38	
Ilya Lyubushkin	2	0	0	0	-1	0	0	0	0	4	0	12:44	
Christian Fischer	1	0	0	0	0	0	0	0	0	2	0	13:25	
Niklas Hjalmarsson	1	0	0	0	1	4	0	0	0	1	0	17:29	
Derek Stepan	2	0	0	0	0	0	0	0	0	6	0	19:14	
Michael Grabner	1	0	0	0	0	0	0	0	0	2	0	13:10	
Vinnie Hinostroza	2	0	0	0	-1	2	0	0	0	7	0	14:01	
Lawson Crouse	2	0	0	0	0	2	0	0	0	5	0	14:20	
Jakob Chychrun	1	0	0	0	0	0	0	0	0	1	0	23:37	
Nick Schmaltz	2	0	0	0	1	0	0	0	0	1	0	13:56	
Christian Dvorak	2	0	0	0	2	0	0	0	0	2	0	16:54	
Taylor Hall	1	0	0	0	3	0	0	0	0	2	0	18:40	

Power Play:	1 - 4 (25%)	Penalty Killing:	3 - 4 (75%)							
Goaltender	GP	Min	GA	GAA	SO	W	L	OT	SA	SV%
Carter Hutton	1	65	2	1.85	0	0	0	1	44	.955
Jonas Johansson	1	58	4	4.12	0	0	1	0	30	.867

Power Play:	1 - 4 (25%)	Penalty Killing:	3 - 4 (75%)							
Goaltender	GP	Min	GA	GAA	SO	W	L	OT	SA	SV%
Darcy Kuemper	1	65	2	1.85	0	1	0	0	26	.923
Antti Raanta	1	60	2	2.01	0	1	0	0	27	.926



BUFFALO vs.
BOSTON
2020 - 2021

@ Buffalo	BRUINS	SABRES	ATTENDANCE	GOALTENDERS	WINNING GOAL
Dec 27, 2019	3	0	19,070	Jaroslav Halak / Linus Ullmark	Patrice Bergeron

@ Boston	BRUINS	SABRES	ATTENDANCE	GOALTENDERS	WINNING GOAL
Nov 21, 2019	3	2	17,850	Tuukka Rask / Linus Ullmark	David Pastrnak
Dec 29, 2019	3	2	17,850	Tuukka Rask / Linus Ullmark	Jake DeBrusk

Buffalo Sabres | HEAD-TO-HEAD STATS

Player	GP	G	A	P	+/-	PIM	PP	SH	GW	S	%	TOI/GP
Rasmus Ristolainen	3	2	1	3	-2	0	1	0	0	11	18.2	24:26
Jack Eichel	3	0	2	2	-1	10	0	0	0	7	0	23:04
Brandon Montour	3	1	0	1	1	2	0	0	0	7	14.3	20:13
Curtis Lazar	3	1	0	1	1	7	0	0	0	2	50	11:41
Conor Sheary	3	0	1	1	2	0	0	0	0	10	0	11:53
Sam Reinhart	3	0	1	1	-1	4	0	0	0	4	0	19:43
Rasmus Dahlin	3	0	1	1	0	0	0	0	0	6	0	21:05
Marcus Johansson	2	0	1	1	-1	2	0	0	0	3	0	18:12
Victor Olofsson	3	0	1	1	-2	0	0	0	0	5	0	19:04
Marco Scandella	1	0	0	0	0	0	0	0	0	0	--	13:15
Johan Larsson	2	0	0	0	1	4	0	0	0	3	0	14:25
Rasmus Asplund	3	0	0	0	0	2	0	0	0	8	0	9:15
Casey Mittelstadt	1	0	0	0	0	0	0	0	0	0	--	15:25
Jimmy Vesey	3	0	0	0	-1	2	0	0	0	4	0	13:28
Colin Miller	2	0	0	0	1	0	0	0	0	3	0	15:50
Jake McCabe	3	0	0	0	-1	2	0	0	0	1	0	18:02
Zemgus Girgensons	3	0	0	0	0	0	0	0	0	0	--	13:52
Kyle Okposo	2	0	0	0	-1	0	0	0	0	2	0	15:26
Henri Jokiharju	3	0	0	0	-1	2	0	0	0	6	0	18:11
Jeff Skinner	2	0	0	0	-1	0	0	0	0	6	0	14:11
Evan Rodrigues	3	0	0	0	1	4	0	0	0	2	0	9:51

Boston Bruins | HEAD-TO-HEAD STATS

Player	GP	G	A	P	+/-	PIM	PP	SH	GW	S	%	TOI/GP
David Pastrnak	3	2	4	6	3	2	1	0	1	15	13.3	18:49
Patrice Bergeron	3	2	2	4	4	0	1	0	1	8	25	18:16
Jake DeBrusk	3	2	0	2	-1	0	2	0	1	7	28.6	14:14
Steven Kampfer	2	0	2	2	0	0	0	0	0	0	--	15:34
Danton Heinen	3	0	2	2	-2	2	0	0	0	2	0	15:35
Brandon Carlo	3	1	0	1	0	0	0	0	0	10	10	23:53
David Krejci	3	0	1	1	0	0	0	0	0	0	--	15:52
Matt Grzelcyk	3	0	1	1	-1	2	0	0	0	7	0	20:52
Charlie Coyle	3	0	1	1	-2	2	0	0	0	5	0	16:34
Zdeno Chara	3	0	1	1	2	0	0	0	0	1	0	23:40
Urho Vaakanainen	1	0	0	0	0	0	0	0	0	0	--	13:44
John Moore	2	0	0	0	-1	0	0	0	0	3	0	16:39
Par Lindholm	2	0	0	0	0	0	0	0	0	0	--	8:35
Joakim Nordstrom	3	0	0	0	0	2	0	0	0	2	0	12:07
Connor Clifton	3	0	0	0	1	2	0	0	0	1	0	12:35
Brett Ritchie	1	0	0	0	-1	2	0	0	0	1	0	10:18
Chris Wagner	3	0	0	0	0	9	0	0	0	1	0	13:01
Sean Kuraly	3	0	0	0	0	2	0	0	0	3	0	13:24
Anders Bjork	3	0	0	0	-2	0	0	0	0	1	0	12:34
Charlie McAvoy	1	0	0	0	1	0	0	0	0	1	0	25:28

Power Play: 1 - 9 (11.1%) Penalty Killing: 7 - 12 (58.3%)

Goaltender	GP	Min	GA	GAA	SO	W	L	OT	SA	SV%
Linus Ullmark	3	174	8	2.75	0	0	3	0	73	.890

Power Play: 5 - 12 (41.7%) Penalty Killing: 8 - 9 (88.9%)

Goaltender	GP	Min	GA	GAA	SO	W	L	OT	SA	SV%
Tuukka Rask	2	120	4	2.01	0	2	0	0	64	.938
Jaroslav Halak	1	60	0	0.00	1	1	0	0	26	1.000



BUFFALO vs. CALGARY

2020 - 2021

@ Buffalo	FLAMES	SABRES	ATTENDANCE	GOALTENDERS	WINNING GOAL
Nov 27, 2019	3 (OT)	2	17,485	David Rittich / Linus Ullmark	Elias Lindholm

@ Calgary	FLAMES	SABRES	ATTENDANCE	GOALTENDERS	WINNING GOAL
Dec 5, 2019	4	3	18,085	David Rittich / Linus Ullmark	Milan Lucic

Buffalo Sabres	HEAD-TO-HEAD STATS												
Player	GP	G	A	P	+/-	PIM	PP	SH	GW	S	%	TOI/GP	
Victor Olofsson	2	1	2	3	1	0	0	0	0	2	50	21:24	
Sam Reinhart	2	1	1	2	2	0	0	0	0	3	33.3	21:50	
Jack Eichel	2	1	1	2	2	2	1	0	0	10	10	23:50	
Jake McCabe	2	1	0	1	2	0	0	0	0	4	25	16:17	
Jimmy Vesey	2	1	0	1	0	2	0	1	0	5	20	13:55	
Rasmus Ristolainen	2	0	1	1	0	0	0	0	0	3	0	22:28	
Rasmus Asplund	2	0	1	1	0	0	0	0	0	3	0	8:32	
Marcus Johansson	2	0	1	1	-2	2	0	0	0	4	0	19:13	
Brandon Montour	2	0	1	1	-2	0	0	0	0	3	0	17:29	
Jean-Sebastien Dea	1	0	0	0	0	0	0	0	0	0	--	5:53	
Zach Bogosian	2	0	0	0	-2	0	0	0	0	0	--	15:35	
Marco Scandella	2	0	0	0	1	0	0	0	0	2	0	15:33	
Johan Larsson	2	0	0	0	-2	0	0	0	0	0	--	15:19	
Casey Mittelstadt	2	0	0	0	-1	0	0	0	0	2	0	14:45	
Colin Miller	1	0	0	0	-1	0	0	0	0	1	0	17:48	
Zemgus Girgensons	2	0	0	0	0	0	0	0	0	3	0	9:09	
Henri Jokiharju	2	0	0	0	0	0	0	0	0	4	0	17:32	
Jeff Skinner	2	0	0	0	-4	2	0	0	0	11	0	19:14	
Conor Sheary	2	0	0	0	-3	0	0	0	0	5	0	15:35	

Calgary Flames	HEAD-TO-HEAD STATS												
Player	GP	G	A	P	+/-	PIM	PP	SH	GW	S	%	TOI/GP	
Sean Monahan	2	1	2	3	0	0	0	0	0	4	25	15:00	
Matthew Tkachuk	2	1	2	3	0	2	0	0	0	2	50	17:09	
TJ Brodie	2	1	1	2	2	2	0	0	0	2	50	19:45	
Derek Ryan	2	0	2	2	2	0	0	0	0	6	0	16:03	
Mikael Backlund	2	0	2	2	2	2	0	0	0	4	0	18:18	
Tobias Rieder	2	1	0	1	0	0	0	1	0	2	50	10:25	
Johnny Gaudreau	2	1	0	1	0	2	1	0	0	7	14.3	14:11	
Elias Lindholm	2	1	0	1	-1	0	0	0	1	3	33.3	19:15	
Milan Lucic	2	1	0	1	1	0	0	0	1	3	33.3	14:21	
Dillon Dube	2	0	1	1	1	2	0	0	0	2	0	10:44	
Rasmus Andersson	2	0	1	1	2	0	0	0	0	3	0	18:19	
Mark Giordano	2	0	1	1	1	0	0	0	0	3	0	24:55	
Michael Frolik	2	0	1	1	0	2	0	0	0	3	0	10:53	
Andrew Mangiapane	2	0	0	0	-1	0	0	0	0	2	0	14:56	
Noah Hanifin	2	0	0	0	-1	4	0	0	0	6	0	23:53	
Mark Jankowski	2	0	0	0	-1	0	0	0	0	2	0	12:53	
Oliver Kyllington	2	0	0	0	1	4	0	0	0	1	0	10:51	
Michael Stone	1	0	0	0	-1	0	0	0	0	0	--	15:19	
Travis Hamonic	1	0	0	0	0	0	0	0	0	3	0	26:11	

Power Play:	1 - 10 (10%)	Penalty Killing:	3 - 4 (75%)							
Goaltender	GP	Min	GA	GAA	SO	W	L	OT	SA	SV%
Linus Ullmark	2	119	7	3.54	0	0	1	1	58	.879

Power Play:	1-4 (25%)	Penalty Killing:	9-10 (90%)							
Goaltender	GP	Min	GA	GAA	SO	W	L	OT	SA	SV%
David Rittich	2	121	5	2.47	0	2	0	0	65	.923



BUFFALO vs.
CAROLINA
 2020 - 2021

@ Buffalo	HURRICANES	SABRES	ATTENDANCE	GOALTENDERS	WINNING GOAL
Nov 14, 2019	5 (OT)	4	16,603	Petr Mrazek / Carter Hutton	Dougie Hamilton

@ Carolina	HURRICANES	SABRES	ATTENDANCE	GOALTENDERS	WINNING GOAL
------------	------------	--------	------------	-------------	--------------

Buffalo Sabres	HEAD-TO-HEAD STATS												
Player	GP	G	A	P	+/-	PIM	PP	SH	GW	S	%	TOI/GP	
Jeff Skinner	1	1	1	2	4	0	0	0	0	6	16.7	19:23	
Henri Jokiharju	1	1	0	1	0	0	0	0	0	1	100	15:28	
Johan Larsson	1	1	0	1	2	2	0	0	0	1	100	13:59	
Curtis Lazar	1	1	0	1	0	0	0	0	0	2	50	8:47	
Evan Rodrigues	1	0	1	1	0	0	0	0	0	2	0	15:24	
Conor Sheary	1	0	1	1	2	0	0	0	0	1	0	13:12	
Victor Olofsson	1	0	1	1	0	0	0	0	0	4	0	20:09	
Marco Scandella	1	0	0	0	0	0	0	0	0	1	0	15:18	
Brandon Montour	1	0	0	0	2	0	0	0	0	1	0	22:42	
Casey Mittelstadt	1	0	0	0	-1	0	0	0	0	1	0	13:10	
Jimmy Vesey	1	0	0	0	-1	0	0	0	0	0	--	13:33	
Jake McCabe	1	0	0	0	0	0	0	0	0	0	--	18:48	
Zemgus Girgensons	1	0	0	0	0	0	0	0	0	0	--	12:35	
Kyle Okposo	1	0	0	0	0	2	0	0	0	0	--	9:24	
Jack Eichel	1	0	0	0	0	0	0	0	0	5	0	25:05	
Rasmus Ristolainen	1	0	0	0	0	12	0	0	0	3	0	24:25	
Rasmus Dahlin	1	0	0	0	1	0	0	0	0	2	0	21:16	
Sam Reinhart	1	0	0	0	-1	12	0	0	0	3	0	21:08	

Carolina Hurricanes	HEAD-TO-HEAD STATS												
Player	GP	G	A	P	+/-	PIM	PP	SH	GW	S	%	TOI/GP	
Teuvo Teravainen	1	1	2	3	1	0	0	0	0	3	33.3	21:52	
Andrei Svechnikov	1	1	2	3	1	4	1	0	0	1	100	20:18	
Dougie Hamilton	1	1	1	2	1	0	0	0	1	3	33.3	25:18	
Sebastian Aho	1	1	1	2	2	2	1	0	0	3	33.3	22:14	
Jordan Staal	1	1	0	1	0	0	0	0	0	6	16.7	17:43	
Joel Edmundson	1	0	1	1	1	0	0	0	0	1	0	21:25	
Martin Necas	1	0	1	1	0	0	0	0	0	1	0	12:47	
Brett Pesce	1	0	1	1	0	0	0	0	0	0	--	24:20	
Brian Gibbons	1	0	0	0	-2	2	0	0	0	0	--	9:38	
Jacob Slavin	1	0	0	0	0	0	0	0	0	2	0	24:20	
Warren Foegele	1	0	0	0	1	0	0	0	0	1	0	15:24	
Haydn Fleury	1	0	0	0	-2	0	0	0	0	1	0	11:04	
Brock McGinn	1	0	0	0	-1	0	0	0	0	2	0	11:01	
Lucas Wallmark	1	0	0	0	-2	0	0	0	0	2	0	11:50	
Erik Haula	1	0	0	0	-2	0	0	0	0	1	0	13:03	
Ryan Dzingel	1	0	0	0	0	0	0	0	0	0	--	13:44	
Nino Niederreiter	1	0	0	0	-2	0	0	0	0	0	--	12:42	
Jake Gardiner	1	0	0	0	-3	0	0	0	0	2	0	12:48	

Power Play:	0 - 3 (0%)	Penalty Killing:	1 - 3 (33.3%)							
Goaltender	GP	Min	GA	GAA	SO	W	L	OT	SA	SV%
Carter Hutton	1	61	5	4.89	0	0	0	1	29	.828

Power Play:	2 - 3 (66.7%)	Penalty Killing:	3 - 3 (100%)							
Goaltender	GP	Min	GA	GAA	SO	W	L	OT	SA	SV%
Petr Mrazek	1	62	4	3.84	0	1	0	0	33	.879



BUFFALO vs.
CHICAGO
 2020 - 2021

@ Buffalo BLACKHAWKS SABRES ATTENDANCE GOALTENDERS WINNING GOAL

@ Chicago BLACKHAWKS SABRES ATTENDANCE GOALTENDERS WINNING GOAL

Nov 17, 2019 4 1 21,334 Corey Crawford / Carter Hutton Kirby Dach

Buffalo Sabres | HEAD-TO-HEAD STATS

Player	GP	G	A	P	+/-	PIM	PP	SH	GW	S	%	TOI/GP
Jack Eichel	1	1	0	1	-1	0	0	0	0	6	16.7	21:55
Tage Thompson	1	0	0	0	0	0	0	0	0	0	--	6:59
Marco Scandella	1	0	0	0	-2	0	0	0	0	1	0	17:50
Rasmus Asplund	1	0	0	0	0	0	0	0	0	2	0	11:59
Brandon Montour	1	0	0	0	1	2	0	0	0	2	0	19:52
Casey Mittelstadt	1	0	0	0	0	0	0	0	0	2	0	11:48
Curtis Lazar	1	0	0	0	0	0	0	0	0	0	--	11:44
Jimmy Vesey	1	0	0	0	0	7	0	0	0	2	0	12:29
Jake McCabe	1	0	0	0	-1	2	0	0	0	2	0	19:13
Victor Olofsson	1	0	0	0	-2	0	0	0	0	3	0	19:00
Zemgus Girgensons	1	0	0	0	1	2	0	0	0	1	0	11:33
Rasmus Ristolainen	1	0	0	0	-1	0	0	0	0	3	0	21:52
Rasmus Dahlin	1	0	0	0	1	2	0	0	0	1	0	19:55
Henri Jokiharju	1	0	0	0	-2	0	0	0	0	0	--	15:51
Jeff Skinner	1	0	0	0	-1	0	0	0	0	1	0	16:52
Sam Reinhart	1	0	0	0	-1	0	0	0	0	1	0	20:19
Conor Sheary	1	0	0	0	-1	0	0	0	0	3	0	13:49
Evan Rodrigues	1	0	0	0	-1	0	0	0	0	4	0	18:45

Power Play: 0 - 4 (0%) Penalty Killing: 4 - 5 (80%)

Goaltender	GP	Min	GA	GAA	SO	W	L	OT	SA	SV%
Carter Hutton	1	60	4	4.00	0	0	1	0	27	.852

Chicago Blackhawks | HEAD-TO-HEAD STATS

Player	GP	G	A	P	+/-	PIM	PP	SH	GW	S	%	TOI/GP
Kirby Dach	1	2	0	2	1	2	0	0	1	4	50	13:46
Patrick Kane	1	1	0	1	0	0	1	0	0	3	33.3	18:01
Jonathan Toews	1	1	0	1	1	0	0	0	0	2	50	18:05
Brent Seabrook	1	0	1	1	0	0	0	0	0	1	0	15:54
Andrew Shaw	1	0	1	1	1	2	0	0	0	1	0	12:52
Brandon Saad	1	0	1	1	1	0	0	0	0	5	0	19:17
Dominik Kubalik	1	0	1	1	1	0	0	0	0	3	0	12:16
Zack Smith	1	0	1	1	0	0	0	0	0	0	--	11:23
Olli Maatta	1	0	1	1	1	2	0	0	0	2	0	19:00
Calvin de Haan	1	0	0	0	0	0	0	0	0	0	--	18:43
Ryan Carpenter	1	0	0	0	0	0	0	0	0	0	--	15:18
Alex Nylander	1	0	0	0	1	0	0	0	0	2	0	15:16
Connor Murphy	1	0	0	0	1	0	0	0	0	1	0	17:59
Duncan Keith	1	0	0	0	1	0	0	0	0	2	0	22:34
Dylan Strome	1	0	0	0	0	0	0	0	0	0	--	15:24
Erik Gustafsson	1	0	0	0	1	5	0	0	0	1	0	17:39
Alex DeBrincat	1	0	0	0	0	2	0	0	0	0	--	16:34
David Kampf	1	0	0	0	0	0	0	0	0	0	--	12:08

Power Play: 1 - 5 (20%) Penalty Killing: 4 - 4 (100%)

Goaltender	GP	Min	GA	GAA	SO	W	L	OT	SA	SV%
Corey Crawford	1	60	1	1.00	0	1	0	0	34	.971



BUFFALO vs. COLORADO

2020 - 2021

@ Buffalo	AVALANCHE	SABRES	ATTENDANCE	GOALTENDERS	WINNING GOAL
Feb 4, 2020	6	1	16,859	Philipp Grubauer / Carter Hutton	Andre Burakovsky

@ Colorado	AVALANCHE	SABRES	ATTENDANCE	GOALTENDERS	WINNING GOAL
Feb 26, 2020	3	2	18,020	Pavel Francouz / Carter Hutton	J.T. Compher

Buffalo Sabres	HEAD-TO-HEAD STATS												
Player	GP	G	A	P	+/-	PIM	PP	SH	GW	S	%	TOI/GP	
Jake McCabe	2	0	2	2	1	0	0	0	0	2	0	17:30	
Sam Reinhart	2	1	0	1	-1	0	0	0	0	8	12.5	19:59	
Zemgus Girgensons	2	1	0	1	-2	0	0	0	0	2	50	14:20	
Curtis Lazar	1	1	0	1	1	0	0	0	0	2	50	12:10	
Johan Larsson	1	0	1	1	1	0	0	0	0	1	0	16:45	
Michael Frolik	2	0	1	1	-1	0	0	0	0	1	0	14:03	
Jack Eichel	2	0	1	1	-1	0	0	0	0	10	0	20:15	
Kyle Okposo	1	0	1	1	1	0	0	0	0	2	0	15:40	
Jean-Sebastien Dea	1	0	0	0	0	0	0	0	0	0	--	10:07	
Lawrence Pilut	1	0	0	0	-2	0	0	0	0	0	--	14:38	
Zach Bogosian	1	0	0	0	-3	0	0	0	0	2	0	17:09	
Rasmus Asplund	1	0	0	0	0	0	0	0	0	2	0	9:35	
Marcus Johansson	2	0	0	0	-2	0	0	0	0	2	0	16:44	
Brandon Montour	2	0	0	0	2	0	0	0	0	3	0	18:00	
Jimmy Vesey	2	0	0	0	1	0	0	0	0	1	0	14:41	
Colin Miller	2	0	0	0	-3	0	0	0	0	3	0	17:30	
Victor Olofsson	1	0	0	0	-1	0	0	0	0	5	0	19:01	
Rasmus Ristolainen	2	0	0	0	-2	0	0	0	0	2	0	21:19	
Rasmus Dahlin	1	0	0	0	-1	2	0	0	0	0	--	23:47	
Henri Jokiharju	2	0	0	0	2	2	0	0	0	2	0	15:17	
Jeff Skinner	2	0	0	0	-3	0	0	0	0	4	0	15:20	
Conor Sheary	1	0	0	0	-2	0	0	0	0	2	0	20:09	
Evan Rodrigues	1	0	0	0	-3	0	0	0	0	0	--	14:24	
Wayne Simmonds	1	0	0	0	0	0	0	0	0	1	0	12:53	

Colorado Avalanche	HEAD-TO-HEAD STATS												
Player	GP	G	A	P	+/-	PIM	PP	SH	GW	S	%	TOI/GP	
Andre Burakovsky	1	1	3	4	3	0	0	0	1	1	100	15:16	
Valeri Nichushkin	2	1	2	3	4	0	0	0	0	5	20	15:53	
Samuel Girard	2	1	1	2	0	0	0	0	0	2	50	19:16	
J.T. Compher	2	1	1	2	1	0	0	0	1	4	25	17:21	
Nikita Zadorov	2	1	1	2	1	0	0	0	0	4	25	18:57	
Nazem Kadri	1	1	1	2	3	2	0	0	0	4	25	15:19	
Gabriel Landeskog	2	1	1	2	1	0	1	0	0	4	25	19:31	
Nathan MacKinnon	2	0	2	2	0	0	0	0	0	6	0	20:59	
Joonas Donskoi	2	0	2	2	2	0	0	0	0	4	0	13:16	
Martin Kaut	1	1	0	1	-2	0	1	0	0	2	50	11:13	
Mikko Rantanen	1	1	0	1	1	0	0	0	0	1	100	16:44	
Tyson Jost	2	0	1	1	2	0	0	0	0	6	0	15:33	
Ryan Graves	2	0	1	1	4	4	0	0	0	4	0	19:51	
Vladislav Kamenev	1	0	1	1	-1	0	0	0	0	1	0	5:52	
Cale Makar	2	0	1	1	3	0	0	0	0	3	0	20:51	
Erik Johnson	2	0	0	0	-1	0	0	0	0	0	--	20:01	
Ian Cole	2	0	0	0	1	0	0	0	0	4	0	19:15	
Logan O'Connor	1	0	0	0	0	0	0	0	0	0	--	8:33	
Pierre-Edouard Bellemare	2	0	0	0	-1	2	0	0	0	3	0	13:45	
Matt Nieto	2	0	0	0	0	0	0	0	0	0	--	12:13	
Matt Calvert	1	0	0	0	0	0	0	0	0	1	0	13:32	
Vladislav Namestnikov	1	0	0	0	-1	0	0	0	0	2	0	12:17	

Power Play:	0 - 4 (0%)	Penalty Killing:	1 - 3 (33.3%)							
Goaltender	GP	Min	GA	GAA	SO	W	L	OT	SA	SV%
Jonas Johansson	1	30	1	2.03	0	0	0	0	14	.929
Carter Hutton	2	89	8	5.40	0	0	2	0	47	.830

Power Play:	2 - 3 (66.7%)	Penalty Killing:	4 - 4 (100%)							
Goaltender	GP	Min	GA	GAA	SO	W	L	OT	SA	SV%
Philipp Grubauer	1	60	1	1.00	0	1	0	0	24	.958
Pavel Francouz	1	60	2	2.00	0	1	0	0	33	.939



BUFFALO vs. COLUMBUS

2020 - 2021

@ Buffalo	BLUE JACKETS	SABRES	ATTENDANCE	GOALTENDERS	WINNING GOAL
Feb 1, 2020	1	2 (OT)	17,650	Carter Hutton / Matiss Kivlenieks	Jack Eichel
Feb 13, 2020	3	4 (OT)	16,923	Carter Hutton / Matiss Kivlenieks	Victor Olofsson

@ Columbus	BLUE JACKETS	SABRES	ATTENDANCE	GOALTENDERS	WINNING GOAL
Oct 7, 2019	4 (OT)	3	14,618	Joonas Korpiasalo / Linus Ullmark	Alexandre Texier

Buffalo Sabres	HEAD-TO-HEAD STATS												
Player	GP	G	A	P	+/-	PIM	PP	SH	GW	S	%	TOI/GP	
Jack Eichel	3	2	2	4	-2	0	0	0	1	7	28.6	21:40	
Rasmus Dahlin	3	0	4	4	1	4	0	0	0	2	0	18:23	
Victor Olofsson	2	3	0	3	-1	0	2	0	1	5	60	18:46	
Sam Reinhart	3	0	3	3	-2	0	0	0	0	3	0	20:32	
Evan Rodrigues	2	2	0	2	2	0	0	0	0	4	50	13:03	
Jeff Skinner	3	1	1	2	1	0	0	0	0	6	16.7	16:05	
Rasmus Ristolainen	3	0	2	2	2	0	0	0	0	7	0	23:36	
Marcus Johansson	2	1	0	1	0	0	1	0	0	3	33.3	16:06	
Colin Miller	3	0	1	1	1	0	0	0	0	7	0	18:09	
Conor Sheary	3	0	1	1	-1	0	0	0	0	3	0	10:14	
Zemgus Girgensons	3	0	0	1	0	0	0	0	0	3	0	14:35	
Kyle Okposo	2	0	0	0	0	0	0	0	0	4	0	12:57	
Jake McCabe	3	0	0	0	-3	4	0	0	0	4	0	19:42	
Henri Jokiharju	3	0	0	0	-4	2	0	0	0	3	0	19:48	
Jimmy Vesey	3	0	0	0	0	0	0	0	0	4	0	13:24	
Curtis Lazar	2	0	0	0	0	0	0	0	0	0	--	14:05	
Casey Mittelstadt	1	0	0	0	0	0	0	0	0	0	--	10:27	
Brandon Montour	1	0	0	0	2	0	0	0	0	0	--	23:05	
Michael Frolik	2	0	0	0	-1	2	0	0	0	2	0	14:17	
Johan Larsson	3	0	0	0	1	2	0	0	0	1	0	16:01	
Marco Scandella	1	0	0	0	0	0	0	0	0	0	--	17:01	
Vladimir Sobotka	1	0	0	0	1	0	0	0	0	1	0	14:00	
Lawrence Pilut	1	0	0	0	0	0	0	0	0	0	--	22:20	
Jean-Sebastien Dea	1	0	0	0	0	0	0	0	0	0	--	6:54	

Columbus Blue Jackets	HEAD-TO-HEAD STATS												
Player	GP	G	A	P	+/-	PIM	PP	SH	GW	S	%	TOI/GP	
Oliver Bjorkstrand	3	2	1	3	2	0	0	0	0	9	22.2	18:07	
Nick Foligno	3	1	2	3	1	2	1	0	0	6	16.7	18:30	
Alexandre Texier	1	1	1	2	2	0	0	0	1	3	33.3	18:08	
Zach Werenski	3	0	2	2	2	0	0	0	0	4	0	23:57	
Pierre-Luc Dubois	3	0	2	2	-1	0	0	0	0	5	0	17:43	
Boone Jenner	3	1	0	1	1	2	0	0	0	9	11.1	15:52	
Nathan Gerbe	2	1	0	1	-2	0	0	0	0	4	25	13:49	
Cam Atkinson	2	1	0	1	0	2	1	0	0	8	12.5	19:35	
Markus Nutivaara	3	1	0	1	3	0	0	0	0	3	33.3	18:15	
Liam Foudy	1	0	1	1	1	0	0	0	0	1	0	18:03	
Vladislav Gavrikov	3	0	1	1	-1	0	0	0	0	6	0	18:30	
Seth Jones	2	0	1	1	0	0	0	0	0	5	0	25:23	
Emil Bemstrom	3	0	1	1	-1	0	0	0	0	4	0	11:39	
Riley Nash	3	0	1	1	-1	0	0	0	0	5	0	11:58	
Gustav Nyquist	3	0	1	1	1	0	0	0	0	7	0	18:20	
Alexander Wennberg	2	0	1	1	1	0	0	0	0	3	0	19:12	
Ryan Murray	1	0	0	0	-1	0	0	0	0	3	0	19:16	
Kevin Stenlund	1	0	0	0	1	0	0	0	0	2	0	12:56	
Eric Robinson	2	0	0	0	0	2	0	0	0	4	0	12:17	
Jakob Lilja	2	0	0	0	-1	0	0	0	0	2	0	8:41	
Scott Harrington	2	0	0	0	0	0	0	0	0	2	0	15:52	
Andrew Peeke	1	0	0	0	0	0	0	0	0	0	--	16:02	
David Savard	3	0	0	0	-2	2	0	0	0	2	0	19:05	
Sonny Milano	2	0	0	0	-2	0	0	0	0	1	0	10:14	

Power Play:	3 - 5 (60%)	Penalty Killing:	4 - 6 (66.7%)							
Goaltender	GP	Min	GA	GAA	SO	W	L	OT	SA	SV%
Carter Hutton	2	123	4	1.95	0	2	0	0	54	.926
Linus Ullmark	1	61	4	3.96	0	0	0	1	44	.909

Power Play:	2 - 6 (33.3%)	Penalty Killing:	2 - 5 (40%)							
Goaltender	GP	Min	GA	GAA	SO	W	L	OT	SA	SV%
Joonas Korpiasalo	1	62	3	2.91	0	1	0	0	18	.833
Matiss Kivlenieks	2	123	6	2.94	0	0	0	2	51	.882



BUFFALO vs. DALLAS

2020 - 2021

@ Buffalo	STARS	SABRES	ATTENDANCE	GOALTENDERS	WINNING GOAL
Oct 14, 2019	0	4	16,595	Carter Hutton / Ben Bishop	Victor Olofsson

@ Dallas	STARS	SABRES	ATTENDANCE	GOALTENDERS	WINNING GOAL
Jan 16, 2020	1	4	18,532	Linus Ullmark / Ben Bishop	Rasmus Dahlin

Buffalo Sabres | HEAD-TO-HEAD STATS

Player	GP	G	A	P	+/-	PIM	PP	SH	GW	S	%	TOI/GP
Jack Eichel	2	0	3	3	3	2	0	0	0	0	--	20:01
Sam Reinhart	2	1	1	2	2	0	0	0	0	3	33.3	17:22
Rasmus Dahlin	2	1	1	2	2	2	0	0	1	6	16.7	16:05
Victor Olofsson	1	1	1	2	1	2	1	0	1	1	100	18:12
Henri Jokiharju	2	0	2	2	2	2	0	0	0	1	0	16:22
Rasmus Ristolainen	2	0	2	2	3	2	0	0	0	5	0	24:17
Kyle Okposo	2	0	2	2	1	0	0	0	0	1	0	15:06
Michael Frolik	1	1	0	1	1	0	0	1	0	5	20	15:12
Marcus Johansson	2	1	0	1	2	0	0	0	0	3	33.3	14:10
Jimmy Vesey	2	1	0	1	2	0	0	0	0	2	50	13:18
Zemgus Girgensons	2	1	0	1	1	0	0	0	0	1	100	16:24
Jeff Skinner	1	1	0	1	2	0	0	0	0	4	25	15:59
Jake McCabe	2	0	1	1	1	0	0	0	0	2	0	17:30
Vladimir Sobotka	1	0	1	1	2	0	0	0	0	1	0	14:52
Curtis Lazar	1	0	1	1	2	0	0	0	0	1	0	13:51
Marco Scandella	1	0	0	0	2	0	0	0	0	0	--	17:07
Johan Larsson	2	0	0	0	-1	0	0	0	0	0	--	17:35
Zach Bogosian	1	0	0	0	0	0	0	0	0	0	--	14:08
Lawrence Pilut	1	0	0	0	0	2	0	0	0	0	--	16:33
Rasmus Asplund	1	0	0	0	-1	0	0	0	0	1	0	10:46
Brandon Montour	1	0	0	0	2	0	0	0	0	1	0	22:16
Casey Mittelstadt	1	0	0	0	0	0	0	0	0	2	0	11:38
Colin Miller	1	0	0	0	0	0	0	0	0	2	0	18:53
Conor Sheary	1	0	0	0	0	0	0	0	0	1	0	11:58
Evan Rodrigues	1	0	0	0	0	0	0	0	0	1	0	10:29

Dallas Stars | HEAD-TO-HEAD STATS

Player	GP	G	A	P	+/-	PIM	PP	SH	GW	S	%	TOI/GP
Jamie Benn	2	1	0	1	-2	0	0	0	0	2	50	18:34
Tyler Seguin	2	0	1	1	-3	0	0	0	0	7	0	18:45
Miro Heiskanen	2	0	1	1	0	0	0	0	0	3	0	17:00
Alexander Radulov	2	0	0	0	-3	0	0	0	0	1	0	18:42
John Klingberg	2	0	0	0	-3	2	0	0	0	6	0	23:27
Joe Pavelski	2	0	0	0	-3	0	0	0	0	1	0	17:22
Jason Dickinson	2	0	0	0	-3	0	0	0	0	1	0	14:46
Radek Faksa	1	0	0	0	0	0	0	0	0	4	0	18:08
Denis Gurianov	1	0	0	0	0	0	0	0	0	1	0	11:50
Esa Lindell	2	0	0	0	-4	2	0	0	0	3	0	23:25
Roope Hintz	2	0	0	0	-2	0	0	0	0	7	0	14:48
Andrej Sekera	2	0	0	0	-2	0	0	0	0	2	0	19:54
Blake Comeau	1	0	0	0	-2	0	0	0	0	1	0	15:44
Mattias Janmark	1	0	0	0	0	0	0	0	0	0	--	14:24
Corey Perry	1	0	0	0	0	0	0	0	0	0	--	13:13
Jamie Oleksiak	2	0	0	0	-2	0	0	0	0	2	0	17:09
Andrew Cogliano	2	0	0	0	-1	0	0	0	0	2	0	13:06
Taylor Fedun	1	0	0	0	-1	0	0	0	0	2	0	15:55
Justin Dowling	2	0	0	0	-1	0	0	0	0	3	0	12:05
Nick Caamano	1	0	0	0	0	0	0	0	0	1	0	13:01
Joel Kiviranta	1	0	0	0	0	2	0	0	0	2	0	9:51
Roman Polak	1	0	0	0	0	0	0	0	0	2	0	14:37
Rhett Gardner	1	0	0	0	0	0	0	0	0	1	0	10:18

Power Play: 1 - 4 (25%) Penalty Killing: 6 - 6 (100%)

Goaltender	GP	Min	GA	GAA	SO	W	L	OT	SA	SV%
Carter Hutton	1	60	0	0.00	1	1	0	0	25	1.000
Linus Ullmark	1	60	1	1.00	0	1	0	0	29	.966

Power Play: 0 - 6 (0%) Penalty Killing: 3 - 4 (75%)

Goaltender	GP	Min	GA	GAA	SO	W	L	OT	SA	SV%
Ben Bishop	2	118	6	3.06	0	0	2	0	42	.857



BUFFALO vs. DETROIT

2020 - 2021

@ Buffalo	RED WINGS	SABRES	ATTENDANCE	GOALTENDERS	WINNING GOAL
Feb 6, 2020	4 (SO)	3	16,607	Jonathan Bernier / Jonas Johansson	Dylan Larkin
Feb 11, 2020	2	3	16,588	Carter Hutton / Jonathan Bernier	Sam Reinhart

@ Detroit	RED WINGS	SABRES	ATTENDANCE	GOALTENDERS	WINNING GOAL
Oct 25, 2019	0	2	18,616	Linus Ullmark / Jimmy Howard	Jake McCabe
Jan 12, 2020	1	5	18,312	Linus Ullmark / Jimmy Howard	Evan Rodrigues

Buffalo Sabres | HEAD-TO-HEAD STATS

Player	GP	G	A	P	+/-	PIM	PP	SH	GW	S	%	TOI/GP
Sam Reinhart	4	2	2	4	1	0	1	0	1	9	22.2	20:56
Jack Eichel	4	0	4	4	3	4	0	0	0	15	0	21:25
Evan Rodrigues	4	3	0	3	2	2	1	0	1	12	25	13:03
Conor Sheary	4	1	2	3	3	0	0	0	0	6	16.7	11:56
Curtis Lazar	3	0	3	3	2	0	0	0	0	2	0	13:44
Rasmus Ristolainen	4	1	1	2	0	2	1	0	0	5	20	22:55
Marcus Johansson	4	1	1	2	2	0	0	0	0	4	25	17:08
Henri Jokiharju	4	0	2	2	3	0	0	0	0	3	0	18:12
Rasmus Dahlin	3	0	2	2	1	2	0	0	0	3	0	18:29
Scott Wilson	3	1	0	1	0	0	0	0	0	4	25	11:11
Zach Bogosian	1	1	0	1	1	4	0	0	0	1	100	14:49
Zemgus Girgensons	4	1	0	1	1	0	0	1	0	4	25	13:18
Jake McCabe	4	1	0	1	2	2	0	0	1	2	50	17:51
Jimmy Vesey	2	1	0	1	0	2	0	0	0	5	20	16:46
Michael Frolik	3	0	1	1	1	0	0	0	0	3	0	13:01
Brandon Montour	3	0	1	1	1	2	0	0	0	4	0	20:41
Colin Miller	3	0	1	1	2	2	0	0	0	8	0	19:40
Victor Olofsson	1	0	1	1	1	2	0	0	0	1	0	15:27
Casey Mittelstadt	1	0	0	0	0	0	0	0	0	0	--	11:25
Johan Larsson	4	0	0	0	1	0	0	0	0	3	0	15:06
Vladimir Sobotka	1	0	0	0	0	0	0	0	0	0	--	14:47
Kyle Okposo	2	0	0	0	-1	2	0	0	0	4	0	13:35
Jeff Skinner	3	0	0	0	0	0	0	0	0	7	0	15:25
John Gilmour	1	0	0	0	0	0	0	0	0	2	0	17:28
Lawrence Pilut	2	0	0	0	0	0	0	0	0	2	0	14:53

Detroit Red Wings | HEAD-TO-HEAD STATS

Player	GP	G	A	P	+/-	PIM	PP	SH	GW	S	%	TOI/GP
Dylan Larkin	4	2	1	3	1	0	0	0	0	21	9.5	22:50
Robby Fabbri	2	0	3	3	1	0	0	0	0	2	0	16:41
Darren Helm	4	2	0	2	-2	2	0	0	0	7	28.6	14:53
Madison Bowey	3	1	1	2	-1	2	0	0	0	4	25	18:29
Anthony Mantha	2	0	2	2	2	0	0	0	0	9	0	19:34
Tyler Bertuzzi	4	1	0	1	-3	0	1	0	0	7	14.3	19:28
Mike Green	3	0	1	1	0	4	0	0	0	3	0	20:21
Filip Hronek	4	0	1	1	-4	2	0	0	0	7	0	25:10
Valtteri Filppula	4	0	1	1	-3	2	0	0	0	5	0	17:06
Trevor Daley	3	0	1	1	-4	2	0	0	0	1	0	15:19
Adam Erne	3	0	0	0	-1	0	0	0	0	2	0	11:44
Givani Smith	3	0	0	0	-2	2	0	0	0	4	0	9:42
Jacob de la Rose	1	0	0	0	0	0	0	0	0	0	--	11:38
Alex Biega	3	0	0	0	0	2	0	0	0	7	0	18:50
Justin Abdelkader	3	0	0	0	-2	2	0	0	0	3	0	11:34
Gustav Lindstrom	2	0	0	0	-1	2	0	0	0	1	0	13:53
Brian Lashoff	1	0	0	0	0	0	0	0	0	1	0	16:01
Evgeny Svechnikov	1	0	0	0	0	0	0	0	0	0	--	7:17
Christoffer Ehn	4	0	0	0	-1	0	0	0	0	2	0	11:00
Luke Glendening	3	0	0	0	-1	0	0	0	0	2	0	17:25
Patrik Nemeth	4	0	0	0	1	0	0	0	0	5	0	22:08
Taro Hirose	2	0	0	0	0	2	0	0	0	2	0	13:15
Frans Nielsen	3	0	0	0	-1	0	0	0	0	2	0	13:07
Filip Zadina	1	0	0	0	-2	0	0	0	0	2	0	11:59
Andreas Athanasiou	3	0	0	0	-3	4	0	0	0	10	0	17:31
Dennis Cholowski	1	0	0	0	0	0	0	0	0	3	0	20:43
Brendan Perlini	1	0	0	0	0	0	0	0	0	1	0	3:49

Power Play: 3 - 14 (21.4%) Penalty Killing: 12 - 13 (92.3%)

Goaltender	GP	Min	GA	GAA	SO	W	L	OT	SA	SV%
Linus Ullmark	2	120	1	0.50	1	2	0	0	63	.984
Carter Hutton	1	60	2	2.00	0	1	0	0	29	.931
Jonas Johansson	1	63	3	2.84	0	0	0	1	21	.857

Power Play: 1-13 (7.7%) Penalty Killing: 11-14 (78.6%)

Goaltender	GP	Min	GA	GAA	SO	W	L	OT	SA	SV%
Jonathan Bernier	2	125	6	2.89	0	1	1	0	57	.895
Jimmy Howard	2	117	7	3.59	0	0	2	0	52	.865



BUFFALO vs. EDMONTON

2020 - 2021

@ Buffalo	OILERS	SABRES	ATTENDANCE	GOALTENDERS	WINNING GOAL
Jan 2, 2020	2	3 (OT)	19,070	Linus Ullmark / Mike Smith	Jack Eichel

@ Edmonton	OILERS	SABRES	ATTENDANCE	GOALTENDERS	WINNING GOAL
Dec 8, 2019	2	3 (OT)	17,227	Linus Ullmark / Mike Smith	Colin Miller

Buffalo Sabres HEAD-TO-HEAD STATS												
Player	GP	G	A	P	+/-	PIM	PP	SH	GW	S	%	TOI/GP
Jack Eichel	2	1	1	2	0	0	0	0	1	2	50	22:59
Marcus Johansson	2	0	2	2	2	2	0	0	0	1	0	16:39
Sam Reinhart	2	1	0	1	-1	0	0	0	0	6	16.7	21:35
Johan Larsson	2	1	0	1	3	0	0	0	0	2	50	15:44
Curtis Lazar	1	1	0	1	0	0	0	0	0	2	50	10:39
Kyle Okposo	2	1	0	1	1	0	0	0	0	2	50	15:05
Colin Miller	2	1	0	1	1	0	0	0	1	4	25	15:36
Zach Bogosian	2	0	1	1	2	4	0	0	0	1	0	15:54
Marco Scandella	1	0	1	1	2	0	0	0	0	1	0	15:46
Rasmus Asplund	2	0	1	1	1	0	0	0	0	1	0	13:43
Jimmy Vesey	2	0	1	1	1	0	0	0	0	3	0	13:29
Victor Olofsson	2	0	1	1	-1	0	0	0	0	1	0	17:55
Jake McCabe	1	0	0	0	0	0	0	0	0	1	0	20:05
Zemgus Girgensons	2	0	0	0	1	0	0	0	0	5	0	14:52
Rasmus Ristolainen	2	0	0	0	-1	0	0	0	0	5	0	24:11
Brandon Montour	2	0	0	0	0	2	0	0	0	4	0	19:17
Rasmus Dahlin	1	0	0	0	0	0	0	0	0	1	0	16:30
Henri Jokiharju	2	0	0	0	-1	0	0	0	0	1	0	16:10
Jeff Skinner	1	0	0	0	0	0	0	0	0	1	0	16:41
Conor Sheary	2	0	0	0	-1	0	0	0	0	2	0	12:20
Evan Rodrigues	1	0	0	0	0	0	0	0	0	2	0	8:09

Edmonton Oilers HEAD-TO-HEAD STATS												
Player	GP	G	A	P	+/-	PIM	PP	SH	GW	S	%	TOI/GP
Riley Sheahan	2	2	0	2	-1	0	0	0	0	5	40	12:27
Joakim Nygard	2	1	1	2	1	0	1	0	0	3	33.3	8:47
Darnell Nurse	2	0	2	2	0	0	0	0	0	6	0	23:18
Ryan Nugent-Hopkins	2	1	0	1	1	2	0	0	0	2	50	19:58
Adam Larsson	2	0	1	1	0	0	0	0	0	3	0	15:58
Josh Archibald	2	0	1	1	-2	0	0	0	0	2	0	12:11
Leon Draisaitl	2	0	1	1	-1	0	0	0	0	5	0	23:02
Gaetan Haas	2	0	1	1	0	0	0	0	0	0	--	8:43
Kailer Yamamoto	1	0	1	1	1	0	0	0	0	2	0	16:35
Oscar Klefbom	2	0	0	0	-1	0	0	0	0	5	0	24:18
James Neal	2	0	0	0	0	0	0	0	0	3	0	16:46
Connor McDavid	2	0	0	0	-2	2	0	0	0	8	0	23:08
Alex Chiasson	2	0	0	0	1	0	0	0	0	2	0	11:17
Ethan Bear	2	0	0	0	1	0	0	0	0	2	0	22:25
Juhar Khaira	2	0	0	0	-1	0	0	0	0	1	0	12:42
Zack Kassian	2	0	0	0	-1	2	0	0	0	0	--	17:26
Markus Granlund	1	0	0	0	-1	2	0	0	0	0	--	11:24
Kris Russell	2	0	0	0	-2	0	0	0	0	3	0	20:28
Joel Persson	1	0	0	0	-1	2	0	0	0	2	0	14:13
William Lagesson	1	0	0	0	0	0	0	0	0	1	0	9:22

Power Play:	0 - 5 (0%)	Penalty Killing:	3 - 4 (75%)							
Goaltender	GP	Min	GA	GAA	SO	W	L	OT	SA	SV%
Linus Ullmark	2	122	4	1.96	0	2	0	0	55	.927

Power Play:	1 - 4 (25%)	Penalty Killing:	5 - 5 (100%)							
Goaltender	GP	Min	GA	GAA	SO	W	L	OT	SA	SV%
Mike Smith	2	122	6	2.94	0	0	0	2	48	.875



BUFFALO vs.
FLORIDA
 2020 - 2021

@ Buffalo	PANTHERS	SABRES	ATTENDANCE	GOALTENDERS	WINNING GOAL
Oct 11, 2019	2	3 (SO)	15,638	Linus Ullmark / Sergei Bobrovsky	Jack Eichel
Jan 4, 2020	2	3	17,731	Linus Ullmark / Sergei Bobrovsky	Sam Reinhart

@ Florida	PANTHERS	SABRES	ATTENDANCE	GOALTENDERS	WINNING GOAL
Nov 24, 2019	2	5	14,443	Linus Ullmark / Sam Montembeault	Jack Eichel

Buffalo Sabres	HEAD-TO-HEAD STATS												
Player	GP	G	A	P	+/-	PIM	PP	SH	GW	S	%	TOI/GP	
Zemgus Girgensons	3	2	2	4	2	0	0	0	0	6	33.3	15:56	
Jack Eichel	3	1	3	4	1	2	0	0	1	13	7.7	22:06	
Sam Reinhart	3	1	2	3	1	0	1	0	1	2	50	22:02	
Rasmus Dahlin	3	0	3	3	1	4	0	0	0	3	0	17:06	
Conor Sheary	2	1	1	2	1	2	0	0	0	5	20	13:54	
Marcus Johansson	2	0	2	2	0	0	0	0	0	3	0	18:40	
Jimmy Vesey	3	0	2	2	3	0	0	0	0	2	0	12:22	
Kyle Okposo	2	0	2	2	2	4	0	0	0	1	0	13:49	
Henri Jokiharju	3	1	0	1	4	2	0	0	0	3	33.3	17:20	
Victor Olofsson	2	1	0	1	1	0	0	0	0	4	25	16:34	
Marco Scandella	2	1	0	1	3	0	0	0	0	5	20	19:13	
Jeff Skinner	2	1	0	1	1	0	0	0	0	6	16.7	18:42	
Johan Larsson	3	1	0	1	0	0	0	0	0	2	50	16:32	
Zach Bogosian	2	0	1	1	1	0	0	0	0	3	0	17:39	
Brandon Montour	2	0	1	1	2	0	0	0	0	1	0	15:24	
Vladimir Sobotka	1	0	0	0	0	0	0	0	0	1	0	15:19	
Rasmus Asplund	2	0	0	0	0	0	0	0	0	0	--	13:56	
Scott Wilson	1	0	0	0	-1	0	0	0	0	1	0	9:38	
Casey Mittelstadt	2	0	0	0	1	0	0	0	0	2	0	12:04	
Curtis Lazar	1	0	0	0	-1	0	0	0	0	0	--	13:06	
Colin Miller	2	0	0	0	0	2	0	0	0	1	0	16:01	
Jake McCabe	3	0	0	0	-1	0	0	0	0	4	0	20:07	
Rasmus Ristolainen	3	0	0	0	-1	4	0	0	0	7	0	22:57	
Evan Rodrigues	2	0	0	0	0	0	0	0	0	1	0	4:34	

Florida Panthers	HEAD-TO-HEAD STATS												
Player	GP	G	A	P	+/-	PIM	PP	SH	GW	S	%	TOI/GP	
Evgenii Dadonov	3	2	1	3	0	0	0	0	0	8	25	16:17	
Mike Hoffman	3	1	1	2	1	2	0	0	0	20	5	20:05	
Vincent Trocheck	3	0	2	2	-3	0	0	0	0	7	0	17:26	
Jonathan Huberdeau	3	0	2	2	0	0	0	0	0	8	0	20:31	
Noel Acciari	3	1	0	1	-1	0	0	0	0	9	11.1	15:14	
Mike Matheson	3	1	0	1	-1	0	0	0	0	6	16.7	20:19	
Brett Connolly	3	1	0	1	-3	0	1	0	0	4	25	13:58	
Aaron Ekblad	3	0	1	1	-2	0	0	0	0	2	0	25:18	
Colton Sceviour	3	0	1	1	0	0	0	0	0	4	0	12:11	
Denis Malgin	2	0	1	1	-1	0	0	0	0	8	0	13:30	
Dryden Hunt	1	0	0	0	0	0	0	0	0	2	0	9:35	
Josh Brown	3	0	0	0	-1	6	0	0	0	2	0	12:33	
Dominic Toninato	2	0	0	0	1	0	0	0	0	4	0	10:57	
Mark Pysyk	2	0	0	0	-1	0	0	0	0	3	0	12:17	
MacKenzie Weegar	1	0	0	0	0	2	0	0	0	3	0	20:45	
Riley Stillman	1	0	0	0	-1	0	0	0	0	1	0	16:30	
Brian Boyle	2	0	0	0	-1	0	0	0	0	1	0	8:26	
Keith Yandle	3	0	0	0	-1	2	0	0	0	10	0	21:07	
Aleksander Barkov	3	0	0	0	-2	4	0	0	0	9	0	22:33	
Anton Stralman	3	0	0	0	-1	2	0	0	0	2	0	20:03	
Frank Vatrano	3	0	0	0	0	2	0	0	0	9	0	15:55	
Jayce Hawryluk	1	0	0	0	-1	0	0	0	0	0	--	6:31	

Power Play:	1 - 9 (11.1%)	Penalty Killing:	8 - 9 (88.9%)							
Goaltender	GP	Min	GA	GAA	SO	W	L	OT	SA	SV%
Linus Ullmark	3	185	6	1.95	0	3	0	0	122	.951

Power Play:	1 - 9 (11.1%)	Penalty Killing:	8 - 9 (88.9%)							
Goaltender	GP	Min	GA	GAA	SO	W	L	OT	SA	SV%
Sergei Bobrovsky	2	89	5	3.38	0	0	1	1	39	.872
Sam Montembeault	1	59	5	5.12	0	0	1	0	26	.808



BUFFALO vs. LOS ANGELES

2020 - 2021

@ Buffalo	KINGS	SABRES	ATTENDANCE	GOALTENDERS	WINNING GOAL
Dec 21, 2019	2	3	17,484	Linus Ullmark / Jonathan Quick	Victor Olofsson

@ Los Angeles	KINGS	SABRES	ATTENDANCE	GOALTENDERS	WINNING GOAL
Oct 17, 2019	0	3	17,605	Carter Hutton / Jack Campbell	Casey Mittelstadt

Buffalo Sabres | HEAD-TO-HEAD STATS

Player	GP	G	A	P	+/-	PIM	PP	SH	GW	S	%	TOI/GP
Casey Mittelstadt	1	2	1	3	2	0	1	0	1	3	66.7	12:19
Rasmus Ristolainen	2	1	1	2	1	0	0	0	0	5	20	22:07
Sam Reinhart	2	0	2	2	2	2	0	0	0	3	0	19:11
Jimmy Vesey	2	0	2	2	3	0	0	0	0	2	0	12:40
Conor Sheary	1	1	0	1	2	0	0	0	0	2	50	10:33
Marco Scandella	2	1	0	1	0	0	0	0	0	2	50	18:08
Victor Olofsson	2	1	0	1	1	0	0	0	1	3	33.3	18:47
Jeff Skinner	2	0	1	1	1	0	0	0	0	2	0	16:56
Rasmus Dahlin	2	0	1	1	1	0	0	0	0	2	0	18:48
Jack Eichel	2	0	1	1	2	0	0	0	0	3	0	19:31
Colin Miller	1	0	1	1	1	0	0	0	0	2	0	19:08
Zach Bogosian	1	0	0	0	0	0	0	0	0	1	0	18:04
Vladimir Sobotka	1	0	0	0	0	0	0	0	0	2	0	15:42
Johan Larsson	1	0	0	0	0	2	0	0	0	1	0	16:00
Rasmus Asplund	1	0	0	0	-1	0	0	0	0	0	--	8:32
Marcus Johansson	2	0	0	0	-1	2	0	0	0	2	0	16:40
Brandon Montour	1	0	0	0	0	2	0	0	0	0	--	11:12
Curtis Lazar	1	0	0	0	0	0	0	0	0	1	0	15:53
Jake McCabe	2	0	0	0	2	2	0	0	0	1	0	17:02
Zemgus Girgensons	2	0	0	0	-1	0	0	0	0	6	0	16:56
Kyle Okposo	2	0	0	0	-1	0	0	0	0	6	0	14:24
Henri Jokiharju	2	0	0	0	1	0	0	0	0	3	0	17:07
Evan Rodrigues	1	0	0	0	0	0	0	0	0	0	--	6:07

Power Play: 1 - 6 (16.7%) | Penalty Killing: 5 - 5 (100%)

Goaltender	GP	Min	GA	GAA	SO	W	L	OT	SA	SV%
Carter Hutton	1	60	0	0.00	1	1	0	0	47	1.000
Linus Ullmark	1	60	2	2.00	0	1	0	0	27	.926

Los Angeles Kings | HEAD-TO-HEAD STATS

Player	GP	G	A	P	+/-	PIM	PP	SH	GW	S	%	TOI/GP
Adrian Kempe	2	1	0	1	1	0	0	0	0	3	33.3	16:50
Dustin Brown	2	1	0	1	-2	0	0	0	0	5	20	19:00
Austin Wagner	2	0	1	1	-1	0	0	0	0	4	0	9:37
Alex Iafallo	2	0	1	1	-1	0	0	0	0	6	0	18:46
Blake Lizotte	2	0	1	1	1	0	0	0	0	5	0	14:32
Drew Doughty	2	0	1	1	-1	0	0	0	0	6	0	25:53
Kale Clague	1	0	0	0	-2	0	0	0	0	0	--	17:57
Ben Hutton	2	0	0	0	1	0	0	0	0	5	0	17:40
Joakim Ryan	2	0	0	0	-2	2	0	0	0	1	0	18:48
Kyle Clifford	2	0	0	0	0	0	0	0	0	3	0	11:34
Trevor Lewis	2	0	0	0	0	0	0	0	0	2	0	6:50
Alec Martinez	1	0	0	0	-1	0	0	0	0	1	0	19:27
Nikolai Prokhorkin	1	0	0	0	0	0	0	0	0	4	0	17:24
Anze Kopitar	2	0	0	0	-2	0	0	0	0	2	0	21:25
Michael Amadio	2	0	0	0	-2	0	0	0	0	4	0	11:02
Sean Walker	2	0	0	0	-2	0	0	0	0	5	0	18:48
Matt Roy	2	0	0	0	0	0	0	0	0	2	0	16:18
Jeff Carter	2	0	0	0	0	2	0	0	0	7	0	16:58
Tyler Toffoli	2	0	0	0	0	2	0	0	0	6	0	15:38
Ilya Kovalchuk	1	0	0	0	-2	6	0	0	0	2	0	15:56

Power Play: 0 - 5 (0%) | Penalty Killing: 5 - 6 (83.3%)

Goaltender	GP	Min	GA	GAA	SO	W	L	OT	SA	SV%
Jonathan Quick	1	58	2	2.06	0	0	1	0	27	.926
Jack Campbell	1	60	3	3.00	0	0	1	0	24	.875



BUFFALO vs. MINNESOTA

2020 - 2021

@ Buffalo	WILD	SABRES	ATTENDANCE	GOALTENDERS	WINNING GOAL
Nov 19, 2019	4	1	15,522	Alex Stalock / Linus Ullmark	Zach Parise

@ Minnesota	WILD	SABRES	ATTENDANCE	GOALTENDERS	WINNING GOAL
-------------	------	--------	------------	-------------	--------------

Buffalo Sabres | HEAD-TO-HEAD STATS

Player	GP	G	A	P	+/-	PIM	PP	SH	GW	S	%	TOI/GP
Brandon Montour	1	1	0	1	0	2	0	0	0	6	16.7	17:48
Jack Eichel	1	0	1	1	0	4	0	0	0	4	0	21:58
Victor Olofsson	1	0	1	1	1	0	0	0	0	2	0	17:39
John Gilmour	1	0	0	0	0	0	0	0	0	1	0	11:03
Rasmus Asplund	1	0	0	0	0	0	0	0	0	0	--	17:53
Casey Mittelstadt	1	0	0	0	-2	0	0	0	0	0	--	10:35
Curtis Lazar	1	0	0	0	-1	0	0	0	0	0	--	4:31
Jimmy Vesey	1	0	0	0	0	0	0	0	0	1	0	11:29
Colin Miller	1	0	0	0	-2	0	0	0	0	2	0	14:10
Jake McCabe	1	0	0	0	-1	2	0	0	0	2	0	19:43
Zemgus Girgensons	1	0	0	0	0	0	0	0	0	1	0	15:22
Rasmus Ristolainen	1	0	0	0	-1	2	0	0	0	2	0	25:28
Rasmus Dahlin	1	0	0	0	0	0	0	0	0	1	0	22:37
Henri Jokiharju	1	0	0	0	0	2	0	0	0	2	0	15:42
Jeff Skinner	1	0	0	0	-2	0	0	0	0	3	0	14:00
Sam Reinhart	1	0	0	0	0	0	0	0	0	1	0	21:39
Conor Sheary	1	0	0	0	-1	0	0	0	0	2	0	13:28
Evan Rodrigues	1	0	0	0	-1	0	0	0	0	1	0	14:57

Power Play:	0 - 3 (0%)	Penalty Killing:	6 - 7 (85.7%)							
Goaltender	GP	Min	GA	GAA	SO	W	L	OT	SA	SV%
Linus Ullmark	1	58	3	3.11	0	0	1	0	25	.880

Minnesota Wild | HEAD-TO-HEAD STATS

Player	GP	G	A	P	+/-	PIM	PP	SH	GW	S	%	TOI/GP
Zach Parise	1	2	0	2	1	2	1	0	1	4	50	18:19
Jason Zucker	1	1	1	2	2	0	0	0	0	2	50	17:17
Jonas Brodin	1	1	0	1	2	0	0	0	0	2	50	22:07
Eric Staal	1	0	1	1	2	0	0	0	0	2	0	17:20
Mats Zuccarello	1	0	1	1	1	0	0	0	0	4	0	14:54
Kevin Fiala	1	0	1	1	1	0	0	0	0	0	--	14:38
Joel Eriksson Ek	1	0	1	1	0	0	0	0	0	1	0	15:50
Ryan Suter	1	0	1	1	0	0	0	0	0	0	--	28:42
Mikko Koivu	1	0	1	1	1	2	0	0	0	1	0	16:26
Victor Rask	1	0	0	0	0	0	0	0	0	1	0	9:48
Matt Dumba	1	0	0	0	2	0	0	0	0	3	0	18:09
Carson Soucy	1	0	0	0	0	0	0	0	0	0	--	10:42
Jordan Greenway	1	0	0	0	-1	0	0	0	0	1	0	13:52
Jared Spurgeon	1	0	0	0	1	2	0	0	0	2	0	24:42
Ryan Hartman	1	0	0	0	0	0	0	0	0	1	0	11:40
Ryan Donato	1	0	0	0	0	0	0	0	0	0	--	7:59
Brad Hunt	1	0	0	0	-1	0	0	0	0	0	--	15:43
Luke Kunin	1	0	0	0	-1	0	0	0	0	2	0	15:52

Power Play:	1 - 7 (14.3%)	Penalty Killing:	3 - 3 (100%)							
Goaltender	GP	Min	GA	GAA	SO	W	L	OT	SA	SV%
Alex Stalock	1	60	1	1.00	0	1	0	0	31	.968



BUFFALO vs.

MONTREAL

2020 - 2021

@ Buffalo	CANADIENS	SABRES	ATTENDANCE	GOALTENDERS	WINNING GOAL
Oct 9, 2019	4	5 (OT)	15,383	Carter Hutton / Keith Kinkaid	Marcus Johansson
Jan 30, 2020	3	1	16,604	Carey Price / Carter Hutton	Brendan Gallagher

@ Montreal	CANADIENS	SABRES	ATTENDANCE	GOALTENDERS	WINNING GOAL
------------	-----------	--------	------------	-------------	--------------

Buffalo Sabres HEAD-TO-HEAD STATS												
Player	GP	G	A	P	+/-	PIM	PP	SH	GW	S	%	TOI/GP
Jack Eichel	2	3	2	5	-2	0	2	0	0	11	27.3	22:37
Marcus Johansson	2	1	2	3	0	2	0	0	1	3	33.3	18:11
Rasmus Dahlin	2	0	3	3	-3	2	0	0	0	4	0	19:12
Jeff Skinner	2	1	0	1	-1	0	0	0	0	7	14.3	20:05
Victor Olofsson	1	1	0	1	-1	0	1	0	0	4	25	16:40
Sam Reinhart	2	0	1	1	-2	0	0	0	0	2	0	21:45
Colin Miller	2	0	1	1	0	0	0	0	0	4	0	18:56
Vladimir Sobotka	1	0	0	0	1	2	0	0	0	2	0	15:25
Marco Scandella	1	0	0	0	1	0	0	0	0	3	0	17:53
Johan Larsson	2	0	0	0	-2	0	0	0	0	1	0	15:42
Michael Frolik	1	0	0	0	0	0	0	0	0	1	0	12:57
Brandon Montour	1	0	0	0	-1	0	0	0	0	1	0	23:31
Casey Mittelstadt	1	0	0	0	0	0	0	0	0	2	0	9:26
Curtis Lazar	1	0	0	0	0	0	0	0	0	0	--	11:01
Jimmy Vesey	2	0	0	0	0	0	0	0	0	2	0	11:15
Jake McCabe	2	0	0	0	-1	0	0	0	0	1	0	19:09
Zemgus Girgensons	2	0	0	0	-2	0	0	0	0	3	0	13:57
Kyle Okposo	2	0	0	0	-1	0	0	0	0	2	0	7:48
Rasmus Ristolainen	2	0	0	0	-2	0	0	0	0	2	0	22:43
Henri Jokiharju	2	0	0	0	0	0	0	0	0	3	0	17:11
Conor Sheary	1	0	0	0	0	2	0	0	0	1	0	10:58
Evan Rodrigues	2	0	0	0	-1	0	0	0	0	1	0	12:38

Montreal Canadiens HEAD-TO-HEAD STATS												
Player	GP	G	A	P	+/-	PIM	PP	SH	GW	S	%	TOI/GP
Joel Armia	2	2	3	5	4	2	1	1	0	7	28.6	17:16
Nick Suzuki	2	0	3	3	2	0	0	0	0	4	0	15:10
Tomas Tatar	2	1	1	2	1	4	0	0	0	5	20	15:37
Jesper Kotkaniemi	1	1	0	1	1	2	0	0	0	2	50	14:38
Ben Chiarot	2	1	0	1	2	0	0	0	0	4	25	23:25
Ilya Kovalchuk	1	1	0	1	1	0	0	0	0	2	50	16:54
Brendan Gallagher	2	1	0	1	1	0	0	0	1	7	14.3	16:10
Jonathan Drouin	1	0	1	1	1	0	0	0	0	0	--	16:49
Mike Reilly	1	0	1	1	2	0	0	0	0	0	--	14:09
Artturi Lehkonen	2	0	1	1	-1	2	0	0	0	0	--	15:18
Phillip Danault	2	0	1	1	0	4	0	0	0	3	0	17:16
Nate Thompson	2	0	1	1	1	0	0	0	0	0	--	13:41
Dale Weise	1	0	0	0	0	0	0	0	0	2	0	9:36
Christian Folin	1	0	0	0	1	0	0	0	0	1	0	12:50
Ryan Poehling	1	0	0	0	0	0	0	0	0	3	0	8:33
Brett Kulak	1	0	0	0	0	0	0	0	0	1	0	21:11
Jordan Weal	1	0	0	0	-1	2	0	0	0	3	0	15:05
Max Domi	2	0	0	0	-1	0	0	0	0	2	0	15:33
Paul Byron	1	0	0	0	0	0	0	0	0	2	0	11:56
Shea Weber	2	0	0	0	1	0	0	0	0	4	0	24:32
Nick Cousins	1	0	0	0	0	0	0	0	0	1	0	13:16
Victor Mete	2	0	0	0	0	0	0	0	0	0	--	14:55
Jeff Petry	2	0	0	0	-1	0	0	0	0	4	0	23:33
Marco Scandella	1	0	0	0	1	0	0	0	0	0	--	14:48

Power Play:		3 - 8 (37.5%)		Penalty Killing:		3 - 4 (75%)				
Goaltender	GP	Min	GA	GAA	SO	W	L	OT	SA	SV%
Carter Hutton	2	120	6	3.00	0	1	1	0	56	.893

Power Play:		1 - 4 (25%)		Penalty Killing:		5 - 8 (62.5%)				
Goaltender	GP	Min	GA	GAA	SO	W	L	OT	SA	SV%
Carey Price	1	60	1	1.00	0	1	0	0	21	.952
Keith Kinkaid	1	61	5	4.93	0	0	0	1	39	.872



BUFFALO vs.

NASHVILLE

2020 - 2021

@ Buffalo	PREDATORS	SABRES	ATTENDANCE	GOALTENDERS	WINNING GOAL
Dec 12, 2019	3	4	17,211	Linus Ullmark / Juuse Saros	Victor Olofsson

@ Nashville	PREDATORS	SABRES	ATTENDANCE	GOALTENDERS	WINNING GOAL
Jan 18, 2020	2	1	17,729	Pekka Rinne / Linus Ullmark	Craig Smith

Buffalo Sabres | HEAD-TO-HEAD STATS

Player	GP	G	A	P	+/-	PIM	PP	SH	GW	S	%	TOI/GP
Sam Reinhart	2	1	2	3	3	0	0	0	0	5	20	21:04
Jack Eichel	2	2	0	2	2	2	0	0	0	6	33.3	23:39
Rasmus Dahlin	2	0	2	2	2	4	0	0	0	4	0	17:33
Victor Olofsson	1	1	0	1	2	0	0	0	1	2	50	20:33
Jimmy Vesey	2	1	0	1	1	0	0	0	0	4	25	14:29
Henri Jokiharju	2	0	1	1	0	0	0	0	0	0	--	16:31
Rasmus Ristolainen	2	0	1	1	0	0	0	0	0	2	0	21:14
Jake McCabe	2	0	1	1	3	0	0	0	0	2	0	16:58
Colin Miller	1	0	1	1	-2	0	0	0	0	2	0	11:46
Brandon Montour	2	0	1	1	1	2	0	0	0	3	0	17:51
Lawrence Pilut	1	0	0	0	0	0	0	0	0	0	--	13:58
Zach Bogosian	1	0	0	0	-1	0	0	0	0	2	0	14:48
Marco Scandella	1	0	0	0	-1	2	0	0	0	1	0	16:50
Johan Larsson	2	0	0	0	0	0	0	0	0	2	0	18:15
Rasmus Asplund	1	0	0	0	-2	0	0	0	0	0	--	5:28
Michael Frolik	1	0	0	0	0	0	0	0	0	3	0	13:56
Marcus Johansson	2	0	0	0	0	0	0	0	0	6	0	17:56
Curtis Lazar	1	0	0	0	0	0	0	0	0	0	--	13:40
Zemgus Girgensons	2	0	0	0	-1	0	0	0	0	5	0	16:29
Kyle Okposo	2	0	0	0	0	0	0	0	0	7	0	15:41
Jeff Skinner	1	0	0	0	1	0	0	0	0	0	--	15:18
Conor Sheary	1	0	0	0	-1	0	0	0	0	1	0	11:53
Evan Rodrigues	2	0	0	0	-2	0	0	0	0	6	0	9:26

Nashville Predators | HEAD-TO-HEAD STATS

Player	GP	G	A	P	+/-	PIM	PP	SH	GW	S	%	TOI/GP
Ryan Johansen	2	2	0	2	1	0	0	0	0	5	40	17:34
Kyle Turris	2	0	2	2	0	0	0	0	0	1	0	15:38
Colton Sissons	1	1	0	1	-1	0	0	0	0	1	100	11:26
Matt Duchene	2	1	0	1	0	2	0	0	0	8	12.5	18:20
Craig Smith	2	1	0	1	0	0	1	0	1	4	25	11:04
Roman Josi	2	0	1	1	0	0	0	0	0	11	0	26:52
Filip Forsberg	2	0	1	1	1	0	0	0	0	6	0	17:13
Ryan Ellis	1	0	1	1	0	0	0	0	0	4	0	25:25
Mattias Ekholm	2	0	1	1	-1	0	0	0	0	4	0	22:50
Calle Jarnkrok	2	0	1	1	1	2	0	0	0	5	0	18:02
Matt Irwin	1	0	0	0	0	0	0	0	0	1	0	10:15
Dan Hamhuis	2	0	0	0	1	0	0	0	0	1	0	12:49
Daniel Carr	1	0	0	0	-2	0	0	0	0	1	0	7:01
Yannick Weber	2	0	0	0	1	2	0	0	0	4	0	17:01
Colin Blackwell	1	0	0	0	0	2	0	0	0	1	0	9:16
Rocco Grimaldi	2	0	0	0	-1	0	0	0	0	7	0	13:17
Austin Watson	2	0	0	0	-1	0	0	0	0	1	0	11:45
Viktor Arvidsson	1	0	0	0	-1	0	0	0	0	1	0	16:34
Dante Fabbro	2	0	0	0	-3	0	0	0	0	5	0	20:27
Nick Bonino	2	0	0	0	0	0	0	0	0	2	0	16:53
Mikael Granlund	2	0	0	0	0	0	0	0	0	3	0	17:11

Power Play: 0 - 4 (0%) Penalty Killing: 4 - 5 (80%)

Goaltender	GP	Min	GA	GAA	SO	W	L	OT	SA	SV%
Linus Ullmark	2	120	5	2.51	0	1	1	0	76	.934

Power Play: 1 - 5 (20%) Penalty Killing: 4 - 4 (100%)

Goaltender	GP	Min	GA	GAA	SO	W	L	OT	SA	SV%
Pekka Rinne	1	60	1	1.00	0	1	0	0	31	.968
Juuse Saros	1	58	4	4.12	0	0	1	0	32	.875



BUFFALO vs. NEW JERSEY

2020 - 2021

@ Buffalo	DEVILS	SABRES	ATTENDANCE	GOALTENDERS	WINNING GOAL
Oct 5, 2019	2	7	19,070	Carter Hutton / Mackenzie Blackwood	Kyle Okposo
Dec 2, 2019	1	7	15,422	Linus Ullmark / Louis Domingue	Jeff Skinner

@ New Jersey	DEVILS	SABRES	ATTENDANCE	GOALTENDERS	WINNING GOAL
--------------	--------	--------	------------	-------------	--------------

Buffalo Sabres | HEAD-TO-HEAD STATS

Player	GP	G	A	P	+/-	PIM	PP	SH	GW	S	%	TOI/GP
Jack Eichel	2	2	4	6	3	0	1	0	0	8	25	18:03
Victor Olofsson	2	3	1	4	2	0	2	0	0	5	60	16:50
Jeff Skinner	2	2	2	4	3	0	0	0	1	13	15.4	15:30
Johan Larsson	2	0	3	3	3	0	0	0	0	5	0	13:55
Rasmus Dahlin	1	0	3	3	2	0	0	0	0	0	--	20:04
Conor Sheary	2	2	0	2	3	2	0	0	0	2	100	13:03
Sam Reinhart	2	2	0	2	2	0	0	0	0	4	50	18:06
Jake McCabe	2	0	2	2	1	2	0	0	0	2	0	18:58
Rasmus Ristolainen	2	0	2	2	3	0	0	0	0	4	0	20:22
Kyle Okposo	1	1	0	1	1	10	0	0	1	2	50	10:05
Rasmus Asplund	1	1	0	1	1	0	0	0	0	1	100	14:23
Henri Jokiharju	2	1	0	1	1	2	1	0	0	2	50	17:09
Zemgus Girgensons	2	0	1	1	1	4	0	0	0	2	0	12:29
Casey Mittelstadt	2	0	1	1	2	0	0	0	0	4	0	14:08
Brandon Montour	1	0	1	1	2	2	0	0	0	1	0	14:25
Marcus Johansson	2	0	1	1	0	0	0	0	0	1	0	17:18
Marco Scandella	2	0	1	1	1	0	0	0	0	3	0	17:50
Colin Miller	2	0	0	0	4	4	0	0	0	3	0	16:24
Jimmy Vesey	2	0	0	0	2	0	0	0	0	2	0	17:07
Vladimir Sobotka	1	0	0	0	0	0	0	0	0	3	0	14:11
Zach Bogosian	1	0	0	0	2	0	0	0	0	1	0	18:57

New Jersey Devils | HEAD-TO-HEAD STATS

Player	GP	G	A	P	+/-	PIM	PP	SH	GW	S	%	TOI/GP
Nico Hischier	2	1	1	2	0	0	1	0	0	5	20	16:52
Travis Zajac	2	1	0	1	-1	0	0	0	0	2	50	15:02
Kyle Palmieri	2	1	0	1	1	2	0	0	0	6	16.7	15:18
Nikita Gusev	2	0	1	1	-2	0	0	0	0	5	0	15:05
Damon Severson	2	0	1	1	-4	0	0	0	0	2	0	19:55
Sami Vatanen	2	0	1	1	-4	0	0	0	0	5	0	20:03
Taylor Hall	2	0	1	1	-3	0	0	0	0	7	0	16:26
Blake Coleman	2	0	1	1	-2	6	0	0	0	3	0	13:13
Matt Tennyson	1	0	0	0	0	0	0	0	0	1	0	17:16
Miles Wood	2	0	0	0	-2	0	0	0	0	3	0	15:38
P.K. Subban	2	0	0	0	-2	12	0	0	0	4	0	19:24
Kevin Rooney	1	0	0	0	-1	0	0	0	0	1	0	14:37
Jesper Boqvist	2	0	0	0	-1	0	0	0	0	3	0	13:07
Mirco Mueller	1	0	0	0	-1	0	0	0	0	0	--	15:48
Andy Greene	2	0	0	0	-3	0	0	0	0	1	0	19:39
Jack Hughes	1	0	0	0	-2	0	0	0	0	2	0	14:23
Wayne Simmonds	2	0	0	0	-2	4	0	0	0	6	0	15:21
Pavel Zacha	2	0	0	0	-5	0	0	0	0	1	0	14:38
Jesper Bratt	2	0	0	0	-3	0	0	0	0	5	0	14:04
Will Butcher	2	0	0	0	-2	2	0	0	0	3	0	20:27

Power Play: 4 - 6 (66.7%) Penalty Killing: 5 - 6 (83.3%)

Goaltender	GP	Min	GA	GAA	SO	W	L	OT	SA	SV%
Carter Hutton	1	60	2	2.00	0	1	0	0	20	.900
Linus Ullmark	1	60	1	1.00	0	1	0	0	45	.978

Power Play: 1 - 6 (16.7%) Penalty Killing: 2 - 6 (33.3%)

Goaltender	GP	Min	GA	GAA	SO	W	L	OT	SA	SV%
Louis Domingue	1	20	5	15.00	0	0	1	0	15	.667
Mackenzie Blackwood	2	100	9	5.42	0	0	1	0	53	.830



BUFFALO vs. NY ISLANDERS

2020 - 2021

@ Buffalo	ISLANDERS	SABRES	ATTENDANCE	GOALTENDERS	WINNING GOAL
Nov 2, 2019	1	0	19,070	Semyon Varlamov / Carter Hutton	Derick Brassard

@ New York	ISLANDERS	SABRES	ATTENDANCE	GOALTENDERS	WINNING GOAL
Dec 14, 2019	3 (OT)	2	13,795	Semyon Varlamov / Linus Ullmark	Anthony Beauvillier

Buffalo Sabres | HEAD-TO-HEAD STATS

Player	GP	G	A	P	+/-	PIM	PP	SH	GW	S	%	TOI/GP
Jack Eichel	2	1	1	2	-1	0	1	0	0	12	8.3	23:43
Victor Olofsson	2	1	0	1	-1	0	1	0	0	4	25	19:17
Marcus Johansson	2	0	1	1	-1	2	0	0	0	3	0	17:48
Rasmus Dahlin	2	0	1	1	-1	0	0	0	0	7	0	22:00
Rasmus Ristolainen	2	0	1	1	-1	2	0	0	0	1	0	22:28
Vladimir Sobotka	1	0	0	0	0	0	0	0	0	1	0	11:17
Marco Scandella	1	0	0	0	-1	2	0	0	0	1	0	16:18
Johan Larsson	2	0	0	0	-1	0	0	0	0	2	0	13:38
Rasmus Asplund	1	0	0	0	0	0	0	0	0	2	0	12:10
Brandon Montour	2	0	0	0	-1	0	0	0	0	3	0	18:39
Casey Mittelstadt	1	0	0	0	0	0	0	0	0	1	0	14:05
Jimmy Vesey	2	0	0	0	-1	0	0	0	0	2	0	15:45
Colin Miller	1	0	0	0	-1	0	0	0	0	3	0	17:01
Jake McCabe	2	0	0	0	0	2	0	0	0	4	0	20:13
Zemgus Girgensons	2	0	0	0	0	0	0	0	0	5	0	12:49
Kyle Okposo	2	0	0	0	0	0	0	0	0	1	0	11:20
Henri Jokiharju	2	0	0	0	-2	0	0	0	0	1	0	16:59
Jeff Skinner	2	0	0	0	-3	0	0	0	0	0	--	13:33
Sam Reinhart	2	0	0	0	-1	0	0	0	0	4	0	22:39
Conor Sheary	2	0	0	0	-1	0	0	0	0	4	0	11:46
Evan Rodrigues	1	0	0	0	-1	2	0	0	0	1	0	7:05

New York Islanders | HEAD-TO-HEAD STATS

Player	GP	G	A	P	+/-	PIM	PP	SH	GW	S	%	TOI/GP
Anthony Beauvillier	2	1	3	4	4	0	0	0	1	9	11.1	16:13
Brock Nelson	2	0	2	2	4	2	0	0	0	3	0	18:35
Michael Dal Colle	2	1	0	1	1	0	0	0	0	1	100	8:24
Derick Brassard	2	1	0	1	1	0	0	0	1	3	33.3	14:15
Jordan Eberle	1	1	0	1	1	0	0	0	0	3	33.3	16:49
Casey Cizikas	2	0	0	0	0	0	0	0	0	1	0	16:07
Josh Bailey	2	0	0	0	0	4	0	0	0	4	0	20:11
Ryan Pulock	2	0	0	0	2	2	0	0	0	2	0	21:25
Anders Lee	2	0	0	0	0	0	0	0	0	2	0	18:31
Devon Toews	2	0	0	0	1	0	0	0	0	3	0	20:51
Scott Mayfield	2	0	0	0	0	0	0	0	0	3	0	21:45
Johnny Boychuk	2	0	0	0	1	0	0	0	0	1	0	17:46
Adam Pelech	2	0	0	0	2	0	0	0	0	1	0	22:55
Cal Clutterbuck	2	0	0	0	0	0	0	0	0	5	0	16:18
Noah Dobson	2	0	0	0	1	0	0	0	0	2	0	14:00
Mathew Barzal	2	0	0	0	0	2	0	0	0	3	0	21:48
Matt Martin	1	0	0	0	0	0	0	0	0	0	--	12:35
Ross Johnston	2	0	0	0	0	0	0	0	0	0	--	7:53
Cole Bardreau	1	0	0	0	0	0	0	0	0	1	0	6:10
Oliver Wahlstrom	1	0	0	0	0	2	0	0	0	0	--	8:33
Anthony Beauvillier	2	1	3	4	4	0	0	0	1	9	11.1	16:13
Brock Nelson	2	0	2	2	4	2	0	0	0	3	0	18:35

Power Play: 2 - 6 (33.3%) Penalty Killing: 4 - 4 (100%)

Goaltender	GP	Min	GA	GAA	SO	W	L	OT	SA	SV%
Linus Ullmark	1	63	3	2.86	0	0	0	1	26	.885
Carter Hutton	1	58	1	1.03	0	0	1	0	21	.952

Power Play: 0 - 4 (0%) Penalty Killing: 4 - 6 (66.7%)

Goaltender	GP	Min	GA	GAA	SO	W	L	OT	SA	SV%
Semyon Varlamov	2	123	2	0.98	1	2	0	0	62	.968



BUFFALO vs.
NY RANGERS
 2020 - 2021

@ Buffalo RANGERS SABRES ATTENDANCE GOALTENDERS WINNING GOAL

@ New York	RANGERS	SABRES	ATTENDANCE	GOALTENDERS	WINNING GOAL
Oct 24, 2019	6	2	16,913	Henrik Lundqvist / Carter Hutton	Ryan Strome
Feb 7, 2020	2	3	17,297	Carter Hutton / Alexandar Georgiev	Jimmy Vesey

Buffalo Sabres | HEAD-TO-HEAD STATS

Player	GP	G	A	P	+/-	PIM	PP	SH	GW	S	%	TOI/GP
Jimmy Vesey	2	1	1	2	1	0	0	0	1	5	20	10:50
Jack Eichel	2	0	2	2	2	0	0	0	0	5	0	22:12
Vladimir Sobotka	1	1	0	1	-1	0	0	0	0	4	25	15:39
Sam Reinhart	2	1	0	1	1	0	0	0	0	6	16.7	20:50
Marco Scandella	1	1	0	1	1	0	0	0	0	2	50	8:03
Zemgus Girgensons	2	1	0	1	0	0	0	0	0	6	16.7	14:09
Marcus Johansson	2	0	1	1	-2	0	0	0	0	0	--	15:38
Kyle Okposo	1	0	1	1	0	0	0	0	0	2	0	8:35
Colin Miller	2	0	1	1	-2	0	0	0	0	3	0	17:45
Scott Wilson	1	0	0	0	1	0	0	0	0	2	0	12:45
Johan Larsson	2	0	0	0	-1	0	0	0	0	2	0	15:08
Michael Frolik	1	0	0	0	0	0	0	0	0	1	0	13:19
Brandon Montour	1	0	0	0	1	0	0	0	0	4	0	22:55
Casey Mittelstadt	1	0	0	0	-1	0	0	0	0	1	0	14:03
Curtis Lazar	1	0	0	0	-1	0	0	0	0	0	--	11:45
Jake McCabe	2	0	0	0	0	0	0	0	0	2	0	22:33
Victor Olofsson	1	0	0	0	1	0	0	0	0	3	0	17:10
Rasmus Ristolainen	2	0	0	0	0	2	0	0	0	1	0	24:39
Rasmus Dahlin	2	0	0	0	-3	0	0	0	0	5	0	18:46
Henri Jokiharju	2	0	0	0	-1	2	0	0	0	1	0	18:54
Jeff Skinner	2	0	0	0	-3	6	0	0	0	2	0	13:49
Conor Sheary	2	0	0	0	-1	0	0	0	0	3	0	13:07
Evan Rodrigues	1	0	0	0	-1	0	0	0	0	1	0	9:44

New York Rangers | HEAD-TO-HEAD STATS

Player	GP	G	A	P	+/-	PIM	PP	SH	GW	S	%	TOI/GP
Chris Kreider	2	2	0	2	-1	4	1	0	0	4	50	18:07
Ryan Strome	2	2	0	2	3	0	0	0	1	5	40	19:30
Mika Zibanejad	2	1	1	2	-1	0	0	0	0	7	14.3	20:02
Brett Howden	2	1	1	2	3	0	0	0	0	2	50	12:40
Tony DeAngelo	2	1	1	2	2	2	0	0	0	3	33.3	15:59
Artemi Panarin	2	1	1	2	5	2	0	0	0	4	25	19:59
Brady Skjei	2	0	2	2	0	0	0	0	0	6	0	20:08
Jesper Fast	2	0	1	1	0	0	0	0	0	2	0	16:14
Kaapo Kakko	2	0	1	1	-3	0	0	0	0	4	0	13:08
Adam Fox	2	0	1	1	1	0	0	0	0	4	0	19:09
Brendan Lemieux	2	0	1	1	1	0	0	0	0	2	0	13:19
Pavel Buchnevich	2	0	1	1	2	0	0	0	0	5	0	15:43
Marc Staal	2	0	1	1	-2	0	0	0	0	1	0	16:14
Jacob Trouba	2	0	0	0	0	0	0	0	0	5	0	24:28
Filip Chytil	1	0	0	0	-2	0	0	0	0	2	0	11:59
Greg McKeeg	2	0	0	0	0	0	0	0	0	4	0	9:29
Brendan Smith	1	0	0	0	0	0	0	0	0	0	--	10:03
Ryan Lindgren	1	0	0	0	0	0	0	0	0	0	--	17:13
Phillip Di Giuseppe	1	0	0	0	-1	0	0	0	0	3	0	13:44
Libor Hajek	1	0	0	0	2	0	0	0	0	0	--	17:15
Lias Andersson	1	0	0	0	0	2	0	0	0	0	--	9:39

Power Play: 0 - 4 (0%) Penalty Killing: 5 - 6 (83.3%)

Goaltender	GP	Min	GA	GAA	SO	W	L	OT	SA	SV%
Carter Hutton	2	119	8	4.03	0	1	1	0	63	.873

Power Play: 1-6 (16.7%) Penalty Killing: 4 - 4 (100%)

Goaltender	GP	Min	GA	GAA	SO	W	L	OT	SA	SV%
Henrik Lundqvist	1	60	2	2.00	0	1	0	0	33	.939
Alexandar Georgiev	1	58	3	3.11	0	0	1	0	28	.893



BUFFALO vs.
OTTAWA
2020 - 2021

@ Buffalo	SENATORS	SABRES	ATTENDANCE	GOALTENDERS	WINNING GOAL
Nov 16, 2019	2	4	18,555	Linus Ullmark / Craig Anderson	Jack Eichel
Jan 28, 2020	5	2	16,651	Craig Anderson / Linus Ullmark	Mike Reilly

@ Ottawa	SENATORS	SABRES	ATTENDANCE	GOALTENDERS	WINNING GOAL
Dec 23, 2019	3	1	11,838	Craig Anderson / Linus Ullmark	Jean-Gabriel Pageau
Feb 18, 2020	7	4	15,040	Craig Anderson / Carter Hutton	Jean-Gabriel Pageau

Buffalo Sabres HEAD-TO-HEAD STATS												
Player	GP	G	A	P	+/-	PIM	PP	SH	GW	S	%	TOI/GP
Jack Eichel	4	5	1	6	-1	0	0	0	1	15	33.3	22:09
Brandon Montour	4	2	2	4	2	0	0	0	0	8	25	19:53
Victor Olofsson	3	1	2	3	-2	0	1	0	0	13	7.7	19:05
Sam Reinhart	4	1	2	3	-3	0	1	0	0	11	9.1	20:12
Zemgus Girgensons	4	1	1	2	3	0	0	0	0	4	25	13:36
Rasmus Dahlin	4	0	2	2	-3	2	0	0	0	3	0	18:01
Kyle Okposo	3	1	0	1	0	2	0	0	0	5	20	10:24
Rasmus Ristolainen	4	0	1	1	0	2	0	0	0	9	0	23:18
Jeff Skinner	4	0	1	1	-2	4	0	0	0	11	0	17:35
Johan Larsson	2	0	1	1	1	0	0	0	0	2	0	13:38
Evan Rodrigues	3	0	1	1	1	0	0	0	0	11	0	14:37
Zach Bogosian	1	0	0	0	0	2	0	0	0	1	0	10:53
Lawrence Pilut	1	0	0	0	0	0	0	0	0	0	--	16:51
Marco Scandella	2	0	0	0	1	0	0	0	0	5	0	18:25
Rasmus Asplund	2	0	0	0	0	0	0	0	0	3	0	10:07
Michael Frolik	1	0	0	0	0	2	0	0	0	2	0	13:55
Marcus Johansson	3	0	0	0	-4	0	0	0	0	8	0	18:45
Casey Mittelstadt	1	0	0	0	-1	0	0	0	0	0	--	10:18
Curtis Lazar	4	0	0	0	-2	0	0	0	0	2	0	11:31
Jimmy Vesey	4	0	0	0	-1	2	0	0	0	6	0	14:32
Colin Miller	2	0	0	0	-2	0	0	0	0	4	0	14:16
Jake McCabe	4	0	0	0	-1	4	0	0	0	6	0	16:57
Henri Jokiharju	4	0	0	0	-1	2	0	0	0	2	0	16:56
Conor Sheary	4	0	0	0	1	0	0	0	0	2	0	14:26

Ottawa Senators HEAD-TO-HEAD STATS												
Player	GP	G	A	P	+/-	PIM	PP	SH	GW	S	%	TOI/GP
Jean-Gabriel Pageau	4	5	2	7	1	0	2	0	2	13	38.5	18:07
Brady Tkachuk	4	1	5	6	1	0	0	0	0	20	5	18:56
Tyler Ennis	4	2	3	5	0	2	1	0	0	11	18.2	13:02
Mike Reilly	2	1	3	4	0	4	1	0	1	8	12.5	17:53
Drake Batherson	2	1	3	4	-1	0	0	0	0	3	33.3	13:52
Anthony Duclair	4	2	1	3	-2	0	1	1	0	13	15.4	16:42
Artem Anisimov	3	2	0	2	0	0	1	0	0	8	25	13:09
Vladislav Namestnikov	4	1	1	2	1	4	0	1	0	3	33.3	14:18
Mark Borowiecki	3	1	1	2	3	0	0	1	0	2	50	21:04
Ron Hainsey	3	0	2	2	3	2	0	0	0	0	--	20:59
Thomas Chabot	4	0	2	2	-1	0	0	0	0	8	0	27:05
Connor Brown	4	0	2	2	3	2	0	0	0	12	0	19:14
Nikita Zaitsev	3	1	0	1	0	2	0	0	0	1	100	21:54
Colin White	4	0	1	1	-1	0	0	0	0	5	0	14:44
Nick Paul	3	0	1	1	-2	0	0	0	0	8	0	14:07
Logan Brown	2	0	1	1	-1	0	0	0	0	3	0	13:47
Scott Sabourin	2	0	1	1	0	2	0	0	0	1	0	7:23
Chris Tierney	4	0	0	0	3	2	0	0	0	2	0	15:20
Filip Chlapik	2	0	0	0	0	0	0	0	0	0	--	9:23
Bobby Ryan	1	0	0	0	0	0	0	0	0	1	0	12:10
Cody Golubeuf	2	0	0	0	1	0	0	0	0	0	--	17:48
Erik Brannstrom	2	0	0	0	0	0	0	0	0	4	0	16:31
Dylan DeMelo	2	0	0	0	0	2	0	0	0	3	0	19:49
J.C. Beaudin	1	0	0	0	0	0	0	0	0	1	0	8:29
Andreas Englund	2	0	0	0	-1	0	0	0	0	0	--	8:48
Maxime Lajoie	1	0	0	0	-1	0	0	0	0	1	0	5:38

Power Play:	2 - 12 (16.7%)	Penalty Killing:	5 - 11 (45.5%)							
Goaltender	GP	Min	GA	GAA	SO	W	L	OT	SA	SV%
Linus Ullmark	3	169	7	2.49	0	1	2	0	85	.918
Carter Hutton	2	65	6	5.52	0	0	1	0	43	.860

Power Play:	6 - 11 (54.5%)	Penalty Killing:	10 - 12 (83.3%)							
Goaltender	GP	Min	GA	GAA	SO	W	L	OT	SA	SV%
Craig Anderson	4	239	10	2.52	0	3	1	0	132	.924



BUFFALO vs.

PHILADELPHIA

2020 - 2021

@ Buffalo	FLYERS	SABRES	ATTENDANCE	GOALTENDERS	WINNING GOAL
-----------	--------	--------	------------	-------------	--------------

@ Philadelphia	FLYERS	SABRES	ATTENDANCE	GOALTENDERS	WINNING GOAL
Dec 19, 2019	6	1	18,124	Carter Hart / Carter Hutton	James van Riemsdyk
Mar 7, 2020	3	1	19,781	Carter Hart / Carter Hutton	Claude Giroux

Buffalo Sabres HEAD-TO-HEAD STATS												
Player	GP	G	A	P	+/-	PIM	PP	SH	GW	S	%	TOI/GP
Victor Olofsson	2	1	1	2	0	0	1	0	0	1	100	17:17
Marcus Johansson	2	0	2	2	0	0	0	0	0	2	0	16:56
Dominik Kahun	1	1	0	1	0	0	0	0	0	2	50	13:31
Rasmus Dahlin	2	0	1	1	0	4	0	0	0	4	0	18:06
Marco Scandella	1	0	0	0	-3	0	0	0	0	1	0	18:56
Johan Larsson	2	0	0	0	-1	0	0	0	0	1	0	10:32
Rasmus Asplund	1	0	0	0	0	0	0	0	0	1	0	12:06
Michael Frolik	1	0	0	0	0	0	0	0	0	1	0	10:31
Brandon Montour	2	0	0	0	-1	4	0	0	0	1	0	16:26
Curtis Lazar	1	0	0	0	-1	0	0	0	0	1	0	9:09
Jimmy Vesey	1	0	0	0	0	0	0	0	0	0	--	18:09
Colin Miller	2	0	0	0	0	4	0	0	0	3	0	18:18
Jake McCabe	2	0	0	0	-1	0	0	0	0	1	0	19:20
Zemgus Girgensons	2	0	0	0	-1	0	0	0	0	2	0	15:50
Kyle Okposo	2	0	0	0	0	0	0	0	0	4	0	15:07
Jack Eichel	1	0	0	0	-1	0	0	0	0	3	0	22:58
Rasmus Ristolainen	2	0	0	0	-1	4	0	0	0	6	0	22:28
Henri Jokiharju	2	0	0	0	-4	0	0	0	0	4	0	17:27
Jeff Skinner	2	0	0	0	-4	0	0	0	0	7	0	18:27
Sam Reinhart	2	0	0	0	-3	0	0	0	0	8	0	19:19
Conor Sheary	1	0	0	0	-2	0	0	0	0	1	0	12:04
Evan Rodrigues	1	0	0	0	-2	0	0	0	0	0	--	11:52
Wayne Simmonds	1	0	0	0	0	0	0	0	0	2	0	11:30

Power Play: 1 - 6 (16.7%)	Penalty Killing: 5 - 8 (62.5%)									
Goaltender	GP	Min	GA	GAA	SO	W	L	OT	SA	SV%
Carter Hutton	2	118	9	4.59	0	0	2	0	53	.830

Philadelphia Flyers HEAD-TO-HEAD STATS												
Player	GP	G	A	P	+/-	PIM	PP	SH	GW	S	%	TOI/GP
Jakub Voracek	2	0	3	3	1	2	0	0	0	3	0	16:06
Travis Konecny	2	0	3	3	2	2	0	0	0	5	0	14:12
James van Riemsdyk	1	2	0	2	2	0	1	0	1	4	50	17:45
Claude Giroux	2	2	0	2	1	0	0	0	1	2	100	16:59
Matt Niskanen	2	1	1	2	2	0	1	0	0	3	33.3	22:28
Kevin Hayes	2	0	2	2	1	0	0	0	0	4	0	16:08
Sean Couturier	2	0	2	2	1	0	0	0	0	5	0	18:58
Travis Sanheim	2	0	2	2	2	2	0	0	0	2	0	18:48
Joel Farabee	1	1	0	1	1	0	0	0	0	3	33.3	12:48
Ivan Provorov	2	1	0	1	2	0	1	0	0	1	100	24:02
Mikhail Vorobyev	1	1	0	1	1	0	0	0	0	1	100	13:55
Tyler Pitlick	2	1	0	1	2	0	0	0	0	6	16.7	14:10
Philippe Myers	2	0	1	1	1	2	0	0	0	1	0	15:20
Nate Thompson	1	0	0	0	0	0	0	0	0	0	--	12:41
Andy Andreoff	1	0	0	0	2	0	0	0	0	1	0	12:27
David Kase	1	0	0	0	0	0	0	0	0	0	--	12:44
Scott Loughton	1	0	0	0	1	4	0	0	0	1	0	13:01
Nicolas Aube-Kubel	2	0	0	0	0	0	0	0	0	5	0	12:33
Derek Grant	1	0	0	0	0	0	0	0	0	0	--	11:21
Morgan Frost	1	0	0	0	0	2	0	0	0	2	0	16:02
Michael Raffl	1	0	0	0	0	0	0	0	0	1	0	12:38
Robert Hagg	1	0	0	0	1	0	0	0	0	1	0	17:47
Shayne Gostisbehere	1	0	0	0	1	0	0	0	0	1	0	19:33
Justin Braun	2	0	0	0	1	0	0	0	0	1	0	17:55

Power Play: 3 - 8 (37.5%)	Penalty Killing: 5 - 6 (83.3%)									
Goaltender	GP	Min	GA	GAA	SO	W	L	OT	SA	SV%
Carter Hart	2	120	2	1.00	0	2	0	0	56	.964



BUFFALO vs. PITTSBURGH

2020 - 2021

@ Buffalo	PENGUINS	SABRES	ATTENDANCE	GOALTENDERS	WINNING GOAL
Mar 5, 2020	4	2	18,236	Matt Murray / Jonas Johansson	Patric Hornqvist

@ Pittsburgh	PENGUINS	SABRES	ATTENDANCE	GOALTENDERS	WINNING GOAL
Oct 3, 2019	1	3	18,616	Carter Hutton / Matt Murray	Conor Sheary
Feb 22, 2020	2	5	18,620	Carter Hutton / Tristan Jarry	Jack Eichel

Buffalo Sabres HEAD-TO-HEAD STATS												
Player	GP	G	A	P	+/-	PIM	PP	SH	GW	S	%	TOI/GP
Sam Reinhart	3	1	2	3	2	0	0	0	0	6	16.7	19:32
Rasmus Dahlin	3	1	2	3	0	0	0	0	0	3	33.3	19:34
Conor Sheary	2	2	0	2	1	0	1	0	1	4	50	11:19
Jack Eichel	3	2	0	2	1	0	2	0	1	9	22.2	21:07
Marcus Johansson	3	1	1	2	2	0	0	0	0	4	25	15:22
Casey Mittelstadt	1	0	2	2	1	2	0	0	0	2	0	9:25
Rasmus Ristolainen	3	0	2	2	1	2	0	0	0	8	0	23:15
Jeff Skinner	3	1	0	1	-2	0	0	0	0	13	7.7	15:51
Zemgus Girgensons	3	1	0	1	-1	2	0	0	0	6	16.7	14:04
Jake McCabe	3	1	0	1	1	0	0	1	0	3	33.3	19:41
Michael Frolik	1	0	1	1	0	0	0	0	0	0	--	14:35
Colin Miller	2	0	1	1	1	4	0	0	0	4	0	16:58
Victor Olofsson	3	0	1	1	2	0	0	0	0	5	0	16:23
Kyle Okposo	3	0	1	1	1	0	0	0	0	8	0	13:37
Dominik Kahun	1	0	1	1	1	0	0	0	0	1	0	7:16
Marco Scandella	1	0	0	0	0	0	0	0	0	2	0	21:33
Johan Larsson	3	0	0	0	1	2	0	0	0	5	0	13:39
Vladimir Sobotka	1	0	0	0	0	2	0	0	0	1	0	16:14
Lawrence Pilut	1	0	0	0	-1	2	0	0	0	1	0	16:50
Brandon Montour	2	0	0	0	2	2	0	0	0	1	0	21:06
Curtis Lazar	2	0	0	0	-3	2	0	0	0	0	--	12:01
Jimmy Vesey	3	0	0	0	1	0	0	0	0	6	0	11:23
Henri Jokiharju	3	0	0	0	0	0	0	0	0	4	0	17:43
Wayne Simmonds	1	0	0	0	-2	0	0	0	0	1	0	12:40

Pittsburgh Penguins HEAD-TO-HEAD STATS												
Player	GP	G	A	P	+/-	PIM	PP	SH	GW	S	%	TOI/GP
Evgeni Malkin	3	3	2	5	1	6	1	0	0	11	27.3	18:29
Patric Hornqvist	3	2	1	3	1	0	1	0	1	11	18.2	17:07
Sidney Crosby	3	1	1	2	-2	0	0	0	0	8	12.5	19:51
Marcus Pettersson	3	1	0	1	2	2	0	0	0	8	12.5	18:41
Nick Bjugstad	2	0	1	1	1	0	0	0	0	2	0	13:02
Jason Zucker	2	0	1	1	-2	0	0	0	0	4	0	20:20
Justin Schultz	3	0	1	1	0	2	0	0	0	8	0	19:09
Kris Letang	3	0	1	1	-3	2	0	0	0	8	0	25:39
Bryan Rust	2	0	1	1	0	0	0	0	0	1	0	18:18
Jared McCann	3	0	1	1	2	0	0	0	0	7	0	12:27
Conor Sheary	1	0	0	0	1	0	0	0	0	2	0	14:31
Anthony Angello	1	0	0	0	-1	0	0	0	0	2	0	6:56
Patrick Marleau	1	0	0	0	1	0	0	0	0	3	0	15:26
Chad Ruhwedel	1	0	0	0	0	0	0	0	0	1	0	14:38
Evan Rodrigues	1	0	0	0	-1	0	0	0	0	1	0	10:14
Sam Lafferty	1	0	0	0	-1	0	0	0	0	0	--	7:30
Dominik Simon	2	0	0	0	-2	0	0	0	0	5	0	13:09
Brian Dumoulin	2	0	0	0	-1	2	0	0	0	1	0	21:52
Jake Guentzel	1	0	0	0	-1	0	0	0	0	0	--	20:15
Andrew Agozzino	1	0	0	0	-1	0	0	0	0	1	0	9:31
Zach Trotman	1	0	0	0	1	0	0	0	0	3	0	13:48
Erik Gudbranson	1	0	0	0	0	0	0	0	0	0	--	15:03
Alex Galchenyuk	1	0	0	0	0	0	0	0	0	1	0	15:22
Teddy Blueger	3	0	0	0	-2	2	0	0	0	5	0	13:28
Jack Johnson	3	0	0	0	-3	0	0	0	0	3	0	17:27
Zach Aston-Reese	1	0	0	0	-1	0	0	0	0	1	0	11:34
John Marino	1	0	0	0	1	0	0	0	0	0	--	19:58
Dominik Kahun	1	0	0	0	0	0	0	0	0	0	--	10:49
Brandon Tanev	3	0	0	0	0	2	0	0	0	7	0	14:19

Power Play:	3 - 8 (37.5%)	Penalty Killing:	8 - 10 (80%)							
Goaltender	GP	Min	GA	GAA	SO	W	L	OT	SA	SV%
Carter Hutton	2	120	3	1.50	0	2	0	0	72	.958
Jonas Johansson	1	58	4	4.17	0	0	1	0	32	.875

Power Play:	2 - 10 (20%)	Penalty Killing:	5 - 8 (62.5%)							
Goaltender	GP	Min	GA	GAA	SO	W	L	OT	SA	SV%
Matt Murray	2	118	5	2.55	0	1	1	0	71	.930
Tristan Jarry	1	60	5	5.00	0	0	1	0	26	.808



BUFFALO vs.
SAN JOSE
 2020 - 2021

@ Buffalo	SHARKS	SABRES	ATTENDANCE	GOALTENDERS	WINNING GOAL
Oct 22, 2019	3	4 (OT)	15,876	Carter Hutton / Martin Jones	Jack Eichel

@ San Jose	SHARKS	SABRES	ATTENDANCE	GOALTENDERS	WINNING GOAL
Oct 19, 2019	3	4	17,562	Linus Ullmark / Martin Jones	Zemgus Girgensons

Buffalo Sabres | HEAD-TO-HEAD STATS

Player	GP	G	A	P	+/-	PIM	PP	SH	GW	S	%	TOI/GP
Jack Eichel	2	2	2	4	2	2	1	0	1	8	25	21:16
Henri Jokiharju	2	0	3	3	3	2	0	0	0	2	0	15:58
Jeff Skinner	2	2	0	2	2	0	0	0	0	14	14.3	19:44
Casey Mittelstadt	2	1	1	2	1	0	0	0	0	2	50	12:48
Marcus Johansson	2	1	1	2	1	0	0	0	0	4	25	17:32
Rasmus Ristolainen	2	0	2	2	1	0	0	0	0	3	0	25:49
Sam Reinhart	2	1	0	1	1	0	0	0	0	6	16.7	19:50
Zemgus Girgensons	2	1	0	1	0	0	0	0	1	2	50	11:56
Rasmus Dahlin	2	0	1	1	-1	2	0	0	0	5	0	19:33
Kyle Okposo	2	0	1	1	0	2	0	0	0	2	0	9:02
Victor Olofsson	2	0	1	1	0	0	0	0	0	2	0	16:33
Jake McCabe	2	0	1	1	-1	0	0	0	0	1	0	21:14
Marco Scandella	2	0	1	1	4	0	0	0	0	1	0	16:13
Jimmy Vesey	2	0	1	1	0	0	0	0	0	3	0	12:03
Johan Larsson	2	0	1	1	0	2	0	0	0	3	0	13:10
Vladimir Sobotka	2	0	0	0	1	0	0	0	0	2	0	16:20
Colin Miller	2	0	0	0	-1	0	0	0	0	1	0	17:41
Conor Sheary	2	0	0	0	0	0	0	0	0	3	0	12:46

Power Play: 1 - 8 (12.5%) **Penalty Killing: 4 - 6 (66.7%)**

Goaltender	GP	Min	GA	GAA	SO	W	L	OT	SA	SV%
Carter Hutton	1	63	3	2.86	0	1	0	0	28	.893
Linus Ullmark	1	60	3	3.00	0	1	0	0	32	.906

San Jose Sharks | HEAD-TO-HEAD STATS

Player	GP	G	A	P	+/-	PIM	PP	SH	GW	S	%	TOI/GP
Erik Karlsson	2	1	3	4	-2	0	0	0	0	4	25	28:04
Timo Meier	2	1	1	2	1	0	1	0	0	2	50	19:01
Marcus Sorensen	2	1	1	2	0	0	0	0	0	1	100	10:42
Patrick Marleau	2	0	2	2	2	2	0	0	0	0	--	15:37
Marc-Edouard Vlasic	2	1	0	1	-2	0	0	0	0	2	50	21:38
Tomas Hertl	2	1	0	1	-4	0	1	0	0	7	14.3	21:37
Dylan Gambrell	2	1	0	1	1	0	0	0	0	4	25	9:10
Joe Thornton	2	0	1	1	-1	0	0	0	0	2	0	14:20
Logan Couture	2	0	1	1	0	0	0	0	0	2	0	19:42
Kevin Labanc	2	0	1	1	0	2	0	0	0	6	0	17:46
Brent Burns	2	0	1	1	-1	0	0	0	0	8	0	27:23
Melker Karlsson	2	0	0	0	1	0	0	0	0	3	0	10:22
Tim Heed	2	0	0	0	0	0	0	0	0	1	0	7:34
Barclay Goodrow	2	0	0	0	-2	4	0	0	0	1	0	12:18
Noah Gregor	2	0	0	0	-2	0	0	0	0	0	--	8:27
Mario Ferraro	2	0	0	0	0	6	0	0	0	1	0	11:10
Brenden Dillon	2	0	0	0	0	2	0	0	0	5	0	21:16
Evander Kane	2	0	0	0	-4	0	0	0	0	11	0	22:15

Power Play: 2 - 6 (33.3%) **Penalty Killing: 7 - 8 (87.5%)**

Goaltender	GP	Min	GA	GAA	SO	W	L	OT	SA	SV%
Martin Jones	2	121	8	3.96	0	0	1	1	64	.875



BUFFALO vs.
ST. LOUIS
2020 - 2021

@ Buffalo	BLUES	SABRES	ATTENDANCE	GOALTENDERS	WINNING GOAL
Dec 10, 2019	2	5	16,521	Linus Ullmark / Jake Allen	Jack Eichel

@ St. Louis	BLUES	SABRES	ATTENDANCE	GOALTENDERS	WINNING GOAL
Jan 9, 2020	5	1	18,096	Jordan Binnington / Linus Ullmark	Tyler Bozak

Buffalo Sabres HEAD-TO-HEAD STATS												
Player	GP	G	A	P	+/-	PIM	PP	SH	GW	S	%	TOI/GP
Jack Eichel	2	3	0	3	3	2	0	0	1	5	60	20:55
Sam Reinhart	2	1	2	3	1	0	0	0	0	6	16.7	19:43
Johan Larsson	2	1	1	2	2	0	0	0	0	3	33.3	15:14
Zemgus Girgensons	2	1	1	2	-1	0	0	0	0	2	50	13:41
Victor Olofsson	1	0	2	2	1	0	0	0	0	4	0	17:06
Zach Bogosian	2	0	1	1	-1	0	0	0	0	1	0	17:01
Henri Jokiharju	2	0	1	1	0	0	0	0	0	2	0	16:38
Rasmus Dahlin	1	0	1	1	0	0	0	0	0	2	0	19:41
Brandon Montour	2	0	1	1	0	0	0	0	0	2	0	17:22
Jimmy Vesey	2	0	1	1	1	0	0	0	0	0	--	15:58
Lawrence Pilut	1	0	0	0	-1	0	0	0	0	2	0	19:42
Rasmus Asplund	2	0	0	0	0	2	0	0	0	2	0	12:22
Michael Frolik	1	0	0	0	0	0	0	0	0	2	0	16:44
Marcus Johansson	2	0	0	0	-1	0	0	0	0	1	0	18:26
Casey Mittelstadt	1	0	0	0	-1	0	0	0	0	0	--	10:26
Curtis Lazar	1	0	0	0	-2	0	0	0	0	1	0	11:29
Colin Miller	2	0	0	0	-2	0	0	0	0	1	0	17:22
Jake McCabe	1	0	0	0	0	0	0	0	0	3	0	19:05
Kyle Okposo	2	0	0	0	-1	0	0	0	0	3	0	12:03
Rasmus Ristolainen	2	0	0	0	4	2	0	0	0	5	0	20:47
Jeff Skinner	1	0	0	0	-1	2	0	0	0	3	0	14:00
Conor Sheary	1	0	0	0	0	0	0	0	0	1	0	17:12
Evan Rodrigues	1	0	0	0	-1	0	0	0	0	1	0	12:47

St. Louis Blues HEAD-TO-HEAD STATS												
Player	GP	G	A	P	+/-	PIM	PP	SH	GW	S	%	TOI/GP
Tyler Bozak	2	1	3	4	2	0	0	0	1	5	20	16:59
Robert Thomas	2	1	3	4	2	0	0	0	0	1	100	13:48
Alexander Steen	1	2	1	3	4	0	0	0	0	5	40	14:52
David Perron	2	1	1	2	-4	0	1	0	0	5	20	18:23
Troy Brouwer	1	1	0	1	0	0	0	0	0	4	25	13:35
Alex Pietrangelo	2	1	0	1	-2	2	0	0	0	6	16.7	22:21
Niko Mikkola	1	0	1	1	3	0	0	0	0	0	--	15:51
Ryan O'Reilly	2	0	1	1	-3	0	0	0	0	0	--	20:12
Ivan Barbashev	2	0	1	1	0	0	0	0	0	1	0	15:13
Jaden Schwartz	2	0	1	1	-2	0	0	0	0	6	0	18:15
Brayden Schenn	2	0	1	1	-2	0	0	0	0	6	0	17:15
Austin Poganski	1	0	0	0	0	0	0	0	0	0	--	5:54
Mackenzie MacEachern	2	0	0	0	0	0	0	0	0	2	0	8:18
Robert Bortuzzo	2	0	0	0	5	2	0	0	0	3	0	12:40
Justin Faulk	2	0	0	0	-1	0	0	0	0	3	0	22:06
Jordan Kyrou	2	0	0	0	0	0	0	0	0	2	0	14:07
Jay Bouwmeester	2	0	0	0	1	2	0	0	0	2	0	21:31
Oskar Sundqvist	1	0	0	0	0	0	0	0	0	2	0	14:34
Colton Parayko	1	0	0	0	-2	0	0	0	0	2	0	23:29
Zach Sanford	1	0	0	0	-1	2	0	0	0	0	--	14:04
Vince Dunn	2	0	0	0	-3	0	0	0	0	5	0	20:07
Jacob de la Rose	1	0	0	0	0	0	0	0	0	1	0	9:33

Power Play:	0 - 3 (0%)	Penalty Killing:	2 - 3 (66.7%)							
Goaltender	GP	Min	GA	GAA	SO	W	L	OT	SA	SV%
Linus Ullmark	2	120	6	3.01	0	1	1	0	60	.900

Power Play:	1 - 3 (33.3%)	Penalty Killing:	3 - 3 (100%)							
Goaltender	GP	Min	GA	GAA	SO	W	L	OT	SA	SV%
Jordan Binnington	1	59	1	1.01	0	1	0	0	19	.947
Jake Allen	1	59	3	3.08	0	0	1	0	31	.903



BUFFALO vs.

TAMPA BAY

2020 - 2021

@ Buffalo	LIGHTNING	SABRES	ATTENDANCE	GOALTENDERS	WINNING GOAL
Nov 8, 2019*	3	2	13,230	Andrei Vasilevskiy / Linus Ullmark	Yanni Gourde
Dec 31, 2019	6	4	18,465	Andrei Vasilevskiy / Linus Ullmark	Alex Killorn

@ Tampa Bay	LIGHTNING	SABRES	ATTENDANCE	GOALTENDERS	WINNING GOAL
Nov 9, 2019*	5	3	13,339	Curtis McElhinney / Carter Hutton	Yanni Gourde
Nov 25, 2019	5	2	19,092	Andrei Vasilevskiy / Carter Hutton	Yanni Gourde

Buffalo Sabres	HEAD-TO-HEAD STATS												
Player	GP	G	A	P	+/-	PIM	PP	SH	GW	S	%	TOI/GP	
Sam Reinhart	4	4	1	5	-4	2	0	0	0	13	30.8	21:44	
Jack Eichel	4	2	2	4	-2	2	0	1	0	10	20	23:28	
Marcus Johansson	3	1	2	3	0	4	0	0	0	5	20	18:59	
Conor Sheary	4	1	2	3	2	0	0	0	0	6	16.7	13:09	
Victor Olofsson	4	1	2	3	-1	0	0	0	0	13	7.7	21:51	
Jimmy Vesey	4	2	0	2	1	0	0	0	0	10	20	13:51	
Rasmus Ristolainen	4	0	2	2	-4	4	0	0	0	8	0	21:42	
Brandon Montour	4	0	1	1	-1	2	0	0	0	8	0	18:50	
Curtis Lazar	2	0	1	1	1	0	0	0	0	0	--	9:12	
Jake McCabe	3	0	1	1	-3	19	0	0	0	5	0	17:14	
Marco Scandella	2	0	1	1	1	2	0	0	0	2	0	16:57	
Rasmus Dahlin	4	0	1	1	1	2	0	0	0	4	0	19:02	
Henri Jokiharju	4	0	1	1	3	4	0	0	0	2	0	16:13	
Vladimir Sobotka	1	0	0	0	-1	0	0	0	0	0	--	4:12	
Johan Larsson	4	0	0	0	0	4	0	0	0	5	0	14:08	
Rasmus Asplund	2	0	0	0	0	0	0	0	0	2	0	8:51	
Zach Bogosian	1	0	0	0	1	0	0	0	0	0	--	18:45	
Dalton Smith	1	0	0	0	1	2	0	0	0	0	--	1:26	
Casey Mittelstadt	3	0	0	0	-1	0	0	0	0	5	0	14:49	
Colin Miller	3	0	0	0	0	0	0	0	0	3	0	17:25	
Zemgus Girgensons	4	0	0	0	-1	0	0	0	0	5	0	12:14	
Kyle Okposo	3	0	0	0	-1	2	0	0	0	3	0	10:43	
Jeff Skinner	3	0	0	0	-3	2	0	0	0	11	0	17:38	
Evan Rodrigues	1	0	0	0	0	0	0	0	0	3	0	12:08	

Tampa Bay Lightning	HEAD-TO-HEAD STATS												
Player	GP	G	A	P	+/-	PIM	PP	SH	GW	S	%	TOI/GP	
Alex Killorn	4	3	2	5	2	2	2	0	1	8	37.5	18:23	
Ondrej Palat	4	2	3	5	1	2	1	1	0	5	40	14:38	
Pat Maroon	4	2	3	5	2	0	1	0	0	10	20	13:22	
Kevin Shattenkirk	4	1	4	5	1	2	0	0	0	8	12.5	16:15	
Cedric Paquette	4	1	4	5	5	12	0	1	0	7	14.3	13:25	
Yanni Gourde	4	3	1	4	2	4	0	0	3	11	27.3	14:49	
Nikita Kucherov	4	2	2	4	0	6	0	0	0	10	20	19:18	
Anthony Cirelli	4	1	3	4	1	0	0	0	0	6	16.7	17:04	
Tyler Johnson	4	1	2	3	-2	2	0	0	0	6	16.7	14:32	
Ryan McDonagh	4	0	3	3	2	0	0	0	0	3	0	22:40	
Steven Stamkos	3	0	3	3	-3	2	0	0	0	12	0	17:16	
Victor Hedman	4	1	1	2	2	0	1	0	0	8	12.5	23:30	
Mathieu Joseph	3	1	1	2	1	0	0	0	0	3	33.3	12:54	
Mikhail Sergachev	4	1	1	2	-1	7	1	0	0	4	25	16:04	
Brayden Point	4	0	2	2	0	0	0	0	0	9	0	18:10	
Carter Verhaeghe	2	0	0	0	-2	0	0	0	0	2	0	9:01	
Erik Cernak	4	0	0	0	2	4	0	0	0	12	0	19:19	
Luke Schenn	3	0	0	0	-1	2	0	0	0	2	0	13:15	
Braydon Coburn	1	0	0	0	-1	0	0	0	0	1	0	12:15	
Mitchell Stephens	1	0	0	0	-1	0	0	0	0	1	0	7:42	
Jan Rutta	1	0	0	0	0	0	0	0	0	0	--	18:52	
Alexander Volkov	2	0	0	0	-2	0	0	0	0	2	0	10:27	

Power Play:	0 - 12 (0%)	Penalty Killing:	10 - 16 (62.5%)							
Goaltender	GP	Min	GA	GAA	SO	W	L	OT	SA	SV%
Carter Hutton	2	114	10	5.25	0	0	2	0	69	.855
Linus Ullmark	2	116	8	4.15	0	0	2	0	60	.867

Power Play:	6 - 16 (37.5%)	Penalty Killing:	12 - 12 (100%)							
Goaltender	GP	Min	GA	GAA	SO	W	L	OT	SA	SV%
Andrei Vasilevskiy	3	180	8	2.67	0	3	0	0	80	.900
Curtis McElhinney	1	60	3	3.00	0	1	0	0	43	.930

*Games played in Sweden



BUFFALO vs. TORONTO

2020 - 2021

@ Buffalo	MAPLE LEAFS	SABRES	ATTENDANCE	GOALTENDERS	WINNING GOAL
Nov 29, 2019	4	6	19,070	Linus Ullmark / Michael Hutchinson	Jimmy Vesey
Feb 16, 2020	2	5	19,070	Carter Hutton / Frederik Andersen	Jack Eichel

@ Toronto	MAPLE LEAFS	SABRES	ATTENDANCE	GOALTENDERS	WINNING GOAL
Nov 30, 2019	2 (OT)	1	19,250	Frederik Andersen / Carter Hutton	John Tavares
Dec 17, 2019	5	3	19,365	Frederik Andersen / Linus Ullmark	Dmytro Timashov

Buffalo Sabres	HEAD-TO-HEAD STATS												
Player	GP	G	A	P	+/-	PIM	PP	SH	GW	S	%	TOI/GP	
Jack Eichel	4	4	3	7	5	2	1	0	1	20	20	22:57	
Rasmus Ristolainen	4	1	3	4	4	2	0	0	0	4	25	20:50	
Victor Olofsson	4	1	3	4	2	0	0	0	0	16	6.3	20:40	
Jimmy Vesey	4	2	1	3	3	0	0	0	1	9	22.2	14:25	
Johan Larsson	4	1	2	3	-1	0	0	0	0	3	33.3	16:13	
Rasmus Dahlin	2	1	2	3	1	0	1	0	0	3	33.3	20:38	
Kyle Okposo	2	2	0	2	0	0	0	0	0	3	66.7	12:30	
Conor Sheary	4	1	1	2	1	2	0	0	0	9	11.1	12:58	
Marco Scandella	3	0	2	2	1	0	0	0	0	4	0	14:59	
Brandon Montour	4	0	2	2	2	0	0	0	0	7	0	18:56	
Colin Miller	3	0	2	2	-1	0	0	0	0	2	0	15:24	
Jeff Skinner	4	1	0	1	-1	0	0	0	0	6	16.7	14:09	
Casey Mittelstadt	2	1	0	1	-2	0	0	0	0	4	25	14:03	
Zach Bogosian	2	0	1	1	1	0	0	0	0	3	0	18:45	
Sam Reinhart	4	0	1	1	-1	0	0	0	0	7	0	21:22	
Evan Rodrigues	2	0	1	1	2	0	0	0	0	1	0	10:12	
Curtis Lazar	1	0	0	0	1	0	0	0	0	3	0	12:59	
Jake McCabe	4	0	0	0	-2	0	0	0	0	8	0	18:17	
Zemgus Girgensons	4	0	0	0	-2	2	0	0	0	1	0	11:09	
Marcus Johansson	4	0	0	0	-2	4	0	0	0	8	0	17:06	
Rasmus Asplund	3	0	0	0	-1	2	0	0	0	6	0	10:02	
Henri Jokiharju	4	0	0	0	-3	2	0	0	0	5	0	17:26	

Toronto Maple Leafs	HEAD-TO-HEAD STATS												
Player	GP	G	A	P	+/-	PIM	PP	SH	GW	S	%	TOI/GP	
John Tavares	4	3	1	4	-2	4	0	0	1	11	27.3	20:38	
Auston Matthews	4	2	1	3	-2	0	0	0	0	15	13.3	21:04	
Kasperii Kapanen	4	1	2	3	1	0	0	0	0	5	20	14:42	
Dmytro Timashov	3	2	0	2	3	0	0	0	1	4	50	6:29	
Frederik Gauthier	3	1	1	2	2	2	0	0	0	2	50	7:15	
William Nylander	4	1	1	2	-4	0	1	0	0	11	9.1	18:32	
Ilya Mikheyev	3	1	1	2	-1	0	0	1	0	8	12.5	16:37	
Morgan Rielly	3	0	2	2	4	0	0	0	0	6	0	24:09	
Tyson Barrie	4	0	2	2	0	0	0	0	0	10	0	21:27	
Mitchell Marner	2	0	2	2	1	0	0	0	0	4	0	22:32	
Jason Spezza	3	0	2	2	3	2	0	0	0	4	0	8:37	
Egor Korshkov	1	1	0	1	1	0	0	0	0	1	100	10:08	
Zach Hyman	4	1	0	1	-1	2	0	0	0	8	12.5	18:27	
Andreas Johnsson	2	0	1	1	-3	0	0	0	0	2	0	18:13	
Jake Muzzin	4	0	1	1	-3	4	0	0	0	6	0	21:05	
Justin Holl	4	0	1	1	1	0	0	0	0	1	0	19:07	
Kyle Clifford	1	0	1	1	1	0	0	0	0	1	0	8:19	
Nic Petan	2	0	1	1	0	2	0	0	0	2	0	13:16	
Pierre Engvall	4	0	0	0	-2	0	0	0	0	4	0	10:44	
Rasmus Sandin	1	0	0	0	-1	0	0	0	0	0	--	11:59	
Travis Dermott	4	0	0	0	-1	4	0	0	0	9	0	16:54	
Cody Ceci	3	0	0	0	-2	0	0	0	0	5	0	21:34	
Alexander Kerfoot	3	0	0	0	-3	0	0	0	0	8	0	13:46	
Mason Marchment	1	0	0	0	-1	0	0	0	0	0	--	12:14	
Timothy Liljegren	1	0	0	0	-1	0	0	0	0	0	--	12:07	

Power Play:	2 - 9 (22.2%)	Penalty Killing:	6 - 7 (85.7%)							
Goaltender	GP	Min	GA	GAA	SO	W	L	OT	SA	SV%
Carter Hutton	2	122	4	1.97	0	1	0	1	65	.938
Linus Ullmark	2	118	8	4.08	0	1	1	0	61	.869

Power Play:	1 - 7 (14.3%)	Penalty Killing:	7 - 9 (77.8%)							
Goaltender	GP	Min	GA	GAA	SO	W	L	OT	SA	SV%
Frederik Andersen	3	181	9	2.98	0	2	1	0	96	.906
Michael Hutchinson	1	58	5	5.16	0	0	1	0	35	.857



BUFFALO vs. VANCOUVER

2020 - 2021

@ Buffalo	CANUCKS	SABRES	ATTENDANCE	GOALTENDERS	WINNING GOAL
Jan 11, 2020	6	3	18,509	Jacob Markstrom / Carter Hutton	Brock Boeser

@ Vancouver	CANUCKS	SABRES	ATTENDANCE	GOALTENDERS	WINNING GOAL
Dec 7, 2019	6 (OT)	5	18,871	Thatcher Demko / Carter Hutton	J.T. Miller

Buffalo Sabres HEAD-TO-HEAD STATS												
Player	GP	G	A	P	+/-	PIM	PP	SH	GW	S	%	TOI/GP
Jack Eichel	2	0	4	4	-1	0	0	0	0	4	0	23:41
Sam Reinhart	2	2	1	3	-1	0	1	0	0	4	50	23:07
Rasmus Ristolainen	2	0	3	3	1	2	0	0	0	0	--	23:20
Zemgus Girgensons	2	2	0	2	0	0	0	0	2	100	13:48	
Kyle Okposo	2	1	1	2	-1	2	0	0	0	3	33.3	11:21
Victor Olofsson	1	1	1	2	1	0	1	0	0	5	20	22:01
Rasmus Dahlin	1	0	2	2	-2	0	0	0	0	2	0	24:16
Johan Larsson	2	0	2	2	0	0	0	0	0	0	--	14:27
Marcus Johansson	2	1	0	1	-1	0	0	0	0	7	14.3	19:11
Brandon Montour	2	1	0	1	-2	0	0	0	0	7	14.3	21:06
Jeff Skinner	1	0	1	1	0	0	0	0	0	5	0	19:46
Lawrence Pilut	1	0	0	0	-2	0	0	0	0	0	--	17:42
Zach Bogosian	1	0	0	0	-1	0	0	0	0	2	0	22:27
Marco Scandella	1	0	0	0	-1	0	0	0	0	1	0	12:56
Rasmus Asplund	2	0	0	0	-1	0	0	0	0	2	0	9:14
Michael Frolik	1	0	0	0	-1	0	0	0	0	1	0	13:06
Casey Mittelstadt	1	0	0	0	-2	0	0	0	0	0	--	9:51
Curtis Lazar	1	0	0	0	0	0	0	0	0	1	0	8:50
Jimmy Vesey	2	0	0	0	-1	0	0	0	0	2	0	13:39
Jake McCabe	2	0	0	0	-2	0	0	0	0	1	0	18:12
Henri Jokiharju	2	0	0	0	-2	2	0	0	0	2	0	17:57
Conor Sheary	2	0	0	0	-4	0	0	0	0	4	0	13:28
Evan Rodrigues	1	0	0	0	-1	0	0	0	0	1	0	10:00

Vancouver Canucks HEAD-TO-HEAD STATS												
Player	GP	G	A	P	+/-	PIM	PP	SH	GW	S	%	TOI/GP
J.T. Miller	2	2	2	4	3	0	1	0	1	5	40	18:26
Brock Boeser	2	2	2	4	4	0	0	0	1	9	22.2	16:50
Jake Virtanen	2	1	2	3	1	2	0	0	0	4	25	13:18
Troy Stecher	2	0	3	3	3	0	0	0	0	1	0	16:07
Tanner Pearson	2	0	3	3	4	0	0	0	0	4	0	17:30
Antoine Roussel	2	2	0	2	1	2	0	0	0	3	66.7	13:25
Josh Leivo	1	2	0	2	2	0	0	0	0	3	66.7	17:40
Tyler Myers	2	1	1	2	3	0	0	1	0	9	11.1	24:03
Bo Horvat	2	1	1	2	3	0	0	0	0	5	20	17:38
Quinn Hughes	2	0	2	2	2	2	0	0	0	5	0	23:25
Elias Pettersson	2	0	2	2	4	2	0	0	0	3	0	16:05
Loui Eriksson	1	1	0	1	1	0	0	0	0	1	100	17:06
Adam Gaudette	2	0	1	1	1	0	0	0	0	4	0	14:00
Christopher Tanev	2	0	1	1	0	0	0	0	0	0	--	20:19
Jordie Benn	1	0	1	1	-2	0	0	0	0	2	0	19:16
Tyler Motte	1	0	1	1	1	0	0	0	0	0	--	10:38
Alexander Edler	1	0	0	0	2	0	0	0	0	1	0	21:23
Oscar Fantenberg	2	0	0	0	2	0	0	0	0	2	0	14:54
Tim Schaller	2	0	0	0	-4	0	0	0	0	0	--	14:26
Jay Beagle	2	0	0	0	-4	6	0	0	0	2	0	12:39
Micheal Ferland	1	0	0	0	-2	0	0	0	0	2	0	8:50

Power Play:	2 - 7 (28.6%)	Penalty Killing:	3 - 4 (75%)							
Goaltender	GP	Min	GA	GAA	SO	W	L	OT	SA	SV%
Carter Hutton	2	121	11	5.45	0	0	1	1	64	.828

Power Play:	1 - 4 (25%)	Penalty Killing:	5 - 7 (71.4%)							
Goaltender	GP	Min	GA	GAA	SO	W	L	OT	SA	SV%
Jacob Markstrom	1	60	3	3.02	0	1	0	0	28	.893
Thatcher Demko	1	63	5	4.74	0	1	0	0	28	.821



BUFFALO vs.
VEGAS
2020 - 2021

@ Buffalo	GOLDEN KNIGHTS	SABRES	ATTENDANCE	GOALTENDERS	WINNING GOAL
Jan 14, 2020	2	4	18,257	Linus Ullmark / Marc-Andre Fleury	Jack Eichel

@ Vegas	GOLDEN KNIGHTS	SABRES	ATTENDANCE	GOALTENDERS	WINNING GOAL
Feb 28, 2020	4	2	18,404	Robin Lehner / Carter Hutton	Reilly Smith

Buffalo Sabres HEAD-TO-HEAD STATS												
Player	GP	G	A	P	+/-	PIM	PP	SH	GW	S	%	TOI/GP
Sam Reinhart	2	1	2	3	-1	0	1	0	0	3	33.3	20:22
Jack Eichel	2	1	1	2	-1	0	0	0	1	7	14.3	21:49
Dominik Kahun	1	1	0	1	0	0	0	0	0	1	100	10:37
Jeff Skinner	1	1	0	1	1	0	0	0	0	8	12.5	15:59
Kyle Okposo	2	1	0	1	-1	0	1	0	0	4	25	17:11
Curtis Lazar	2	1	0	1	2	0	0	0	0	4	25	14:23
Conor Sheary	1	0	1	1	-1	0	0	0	0	0	--	13:56
Marcus Johansson	2	0	1	1	-1	0	0	0	0	2	0	14:08
Rasmus Ristolainen	2	0	1	1	-1	0	0	0	0	5	0	22:09
Brandon Montour	2	0	1	1	1	0	0	0	0	2	0	21:55
Jake McCabe	2	0	1	1	1	0	0	0	0	3	0	17:37
Colin Miller	2	0	1	1	0	6	0	0	0	2	0	15:05
Jimmy Vesey	2	0	1	1	-1	0	0	0	0	5	0	11:29
Lawrence Pilut	1	0	0	0	1	0	0	0	0	1	0	14:55
Johan Larsson	2	0	0	0	0	0	0	0	0	2	0	16:06
Michael Frolik	1	0	0	0	-1	0	0	0	0	3	0	14:10
Victor Olofsson	1	0	0	0	-2	0	0	0	0	0	--	17:05
Zemgus Girgensons	2	0	0	0	1	0	0	0	0	1	0	15:18
Rasmus Dahlin	2	0	0	0	-3	0	0	0	0	2	0	17:00
Henri Jokiharju	2	0	0	0	-1	0	0	0	0	2	0	17:57
Evan Rodrigues	1	0	0	0	0	2	0	0	0	3	0	11:35
Wayne Simmonds	1	0	0	0	1	0	0	0	0	0	--	11:54

Vegas Golden Knights HEAD-TO-HEAD STATS												
Player	GP	G	A	P	+/-	PIM	PP	SH	GW	S	%	TOI/GP
Reilly Smith	2	3	0	3	1	0	1	0	1	6	50	16:59
William Karlsson	2	1	1	2	-1	0	0	0	0	6	16.7	18:56
Chandler Stephenson	2	0	2	2	2	0	0	0	0	1	0	15:42
Shea Theodore	2	0	2	2	-1	0	0	0	0	2	0	21:56
Tomas Nosek	2	1	0	1	1	0	0	0	0	2	50	8:41
Nicolas Roy	1	1	0	1	-1	0	0	0	0	3	33.3	16:19
Nick Cousins	1	0	1	1	0	0	0	0	0	0	--	14:15
Zach Whitecloud	1	0	1	1	1	0	0	0	0	1	0	17:27
Max Pacioretty	2	0	1	1	0	2	0	0	0	8	0	18:23
Paul Stastny	2	0	1	1	1	0	0	0	0	5	0	15:25
Jonathan Marchessault	2	0	1	1	0	2	0	0	0	6	0	16:44
Nick Holden	2	0	1	1	1	0	0	0	0	4	0	18:32
Gage Quinney	1	0	0	0	-1	0	0	0	0	0	--	11:36
William Carrier	2	0	0	0	0	0	0	0	0	1	0	11:10
Ryan Reaves	2	0	0	0	-1	0	0	0	0	2	0	13:10
Deryk Engelland	1	0	0	0	0	0	0	0	0	1	0	15:47
Mark Stone	1	0	0	0	0	0	0	0	0	3	0	20:05
Brayden McNabb	2	0	0	0	2	0	0	0	0	0	--	19:56
Nicolas Hague	1	0	0	0	0	2	0	0	0	1	0	15:07
Alex Tuch	1	0	0	0	-1	2	0	0	0	1	0	15:29
Nate Schmidt	2	0	0	0	2	0	0	0	0	0	--	20:54
Cody Eakin	1	0	0	0	0	0	0	0	0	1	0	12:30
Alec Martinez	1	0	0	0	-1	0	0	0	0	0	--	21:56

Power Play:	2 - 4 (50%)	Penalty Killing:	2 - 3 (66.7%)							
Goaltender	GP	Min	GA	GAA	SO	W	L	OT	SA	SV%
Linus Ullmark	1	60	2	2.00	0	1	0	0	26	.923
Carter Hutton	1	59	3	3.07	0	0	1	0	27	.889

Power Play:	1 - 3 (33.3%)	Penalty Killing:	2 - 4 (50%)							
Goaltender	GP	Min	GA	GAA	SO	W	L	OT	SA	SV%
Robin Lehner	1	60	2	2.00	0	1	0	0	34	.941
Marc-Andre Fleury	1	58	3	3.08	0	0	1	0	25	.880



BUFFALO vs. WASHINGTON

2020 - 2021

@ Buffalo	CAPITALS	SABRES	ATTENDANCE	GOALTENDERS	WINNING GOAL
Mar 9, 2020	2	3 (SO)	16,539	Linus Ullmark / Braden Holtby	Dominik Kahun

@ Washington	CAPITALS	SABRES	ATTENDANCE	GOALTENDERS	WINNING GOAL
Nov 1, 2019	6	1	18,573	Braden Holtby / Linus Ullmark	Chandler Stephenson

Buffalo Sabres HEAD-TO-HEAD STATS												
Player	GP	G	A	P	+/-	PIM	PP	SH	GW	S	%	TOI/GP
Rasmus Dahlin	2	0	3	3	-1	0	0	0	0	4	0	17:30
Henri Jokiharju	2	1	0	1	-1	0	0	0	0	6	16.7	18:07
Jack Eichel	2	1	0	1	-3	0	1	0	0	8	12.5	20:22
Victor Olofsson	2	1	0	1	-1	0	0	0	0	4	25	16:22
Evan Rodrigues	1	0	1	1	0	0	0	0	0	1	0	11:58
Marcus Johansson	2	0	1	1	-1	0	0	0	0	1	0	16:34
Rasmus Ristolainen	2	0	1	1	-4	0	0	0	0	5	0	24:56
John Gilmour	1	0	0	0	-2	0	0	0	0	1	0	19:56
Vladimir Sobotka	1	0	0	0	-1	0	0	0	0	3	0	14:44
Johan Larsson	2	0	0	0	-2	4	0	0	0	3	0	14:33
Brandon Montour	1	0	0	0	-2	0	0	0	0	0	--	26:01
Casey Mittelstadt	1	0	0	0	0	0	0	0	0	0	--	13:46
Curtis Lazar	1	0	0	0	0	0	0	0	0	1	0	11:34
Jimmy Vesey	1	0	0	0	0	0	0	0	0	1	0	11:35
Colin Miller	2	0	0	0	-1	0	0	0	0	1	0	18:24
Jake McCabe	2	0	0	0	-1	0	0	0	0	3	0	19:35
Zemgus Girgensons	2	0	0	0	-3	0	0	0	0	2	0	14:35
Kyle Okposo	2	0	0	0	-3	0	0	0	0	1	0	15:00
Jeff Skinner	2	0	0	0	-2	0	0	0	0	6	0	17:40
Sam Reinhart	2	0	0	0	-3	0	0	0	0	2	0	19:23
Dominik Kahun	1	0	0	0	1	0	0	0	0	1	0	13:05
Conor Sheary	1	0	0	0	0	0	0	0	0	2	0	14:19
Wayne Simmonds	1	0	0	0	0	0	0	0	0	0	--	11:18

Washington Capitals HEAD-TO-HEAD STATS												
Player	GP	G	A	P	+/-	PIM	PP	SH	GW	S	%	TOI/GP
Tom Wilson	2	1	3	4	4	0	0	0	0	3	33.3	19:16
Alex Ovechkin	2	1	2	3	3	0	0	0	0	8	12.5	18:48
Michal Kempny	2	0	3	3	4	0	0	0	0	6	0	19:02
Jakub Vrana	2	2	0	2	2	0	0	0	0	10	20	15:22
Brendan Leipsic	1	1	1	2	2	0	0	0	0	1	100	10:48
Travis Boyd	1	0	2	2	2	0	0	0	0	0	--	11:53
T.J. Oshie	2	1	0	1	1	0	0	0	0	3	33.3	16:24
Dmitry Orlov	2	1	0	1	3	6	0	0	0	3	33.3	23:50
Chandler Stephenson	1	1	0	1	2	0	0	0	1	1	100	12:04
Radko Gudas	1	0	1	1	2	0	0	0	0	3	0	19:11
Evgeny Kuznetsov	2	0	1	1	3	0	0	0	0	3	0	17:38
Nick Jensen	2	0	0	0	1	0	0	0	0	4	0	19:13
Jonas Siegenthaler	2	0	0	0	0	0	0	0	0	3	0	15:37
Richard Panik	1	0	0	0	0	2	0	0	0	0	--	11:35
Nicklas Backstrom	2	0	0	0	1	0	0	0	0	3	0	16:51
Nic Dowd	1	0	0	0	0	0	0	0	0	0	--	11:47
Lars Eller	2	0	0	0	0	0	0	0	0	2	0	15:18
Garnet Hathaway	2	0	0	0	0	0	0	0	0	3	0	12:13
John Carlson	2	0	0	0	2	0	0	0	0	3	0	24:59
Carl Hagelin	2	0	0	0	-1	0	0	0	0	3	0	13:44
Brenden Dillon	1	0	0	0	0	2	0	0	0	2	0	19:54
Ilya Kovalchuk	1	0	0	0	-1	0	0	0	0	5	0	15:39

Power Play:	1 - 5 (20%)	Penalty Killing:	2 - 2 (100%)							
Goaltender	GP	Min	GA	GAA	SO	W	L	OT	SA	SV%
Linus Ullmark	2	125	8	3.84	0	1	1	0	69	.884

Power Play:	0 - 2 (0%)	Penalty Killing:	4 - 5 (80%)							
Goaltender	GP	Min	GA	GAA	SO	W	L	OT	SA	SV%
Braden Holtby	2	125	3	1.44	0	1	0	1	56	.946



BUFFALO vs.
WINNIPEG
2020 - 2021

@ Buffalo	JETS	SABRES	ATTENDANCE	GOALTENDERS	WINNING GOAL
Feb 23, 2020	1	2	17,805	Jonas Johansson / Connor Hellebuyck	Kyle Okposo

@ Winnipeg	JETS	SABRES	ATTENDANCE	GOALTENDERS	WINNING GOAL
Mar 3, 2020	3	1	15,325	Connor Hellebuyck / Carter Hutton	Tucker Poolman

Buffalo Sabres HEAD-TO-HEAD STATS												
Player	GP	G	A	P	+/-	PIM	PP	SH	GW	S	%	TOI/GP
Kyle Okposo	2	2	1	3	3	0	0	0	1	8	25	13:30
Zemgus Girgensons	2	0	2	2	3	0	0	0	0	2	0	14:20
Rasmus Ristolainen	2	1	0	1	2	2	0	0	0	4	25	22:15
Johan Larsson	2	0	1	1	3	0	0	0	0	2	0	13:04
Brandon Montour	2	0	1	1	1	2	0	0	0	3	0	22:49
Henri Jokiharju	2	0	1	1	-1	0	0	0	0	2	0	17:56
Lawrence Pilut	1	0	0	0	1	0	0	0	0	0	--	16:54
Michael Frolik	1	0	0	0	0	0	0	0	0	1	0	12:40
Marcus Johansson	2	0	0	0	-1	0	0	0	0	2	0	13:59
Curtis Lazar	2	0	0	0	-1	0	0	0	0	5	0	13:24
Jimmy Vesey	2	0	0	0	-1	0	0	0	0	1	0	11:22
Colin Miller	1	0	0	0	0	0	0	0	0	1	0	16:40
Jake McCabe	2	0	0	0	-1	0	0	0	0	1	0	16:43
Victor Olofsson	2	0	0	0	-1	0	0	0	0	3	0	18:18
Jack Eichel	2	0	0	0	-1	0	0	0	0	3	0	22:44
Rasmus Dahlin	2	0	0	0	-1	0	0	0	0	2	0	21:11
Jeff Skinner	2	0	0	0	-1	0	0	0	0	3	0	14:27
Sam Reinhart	2	0	0	0	-1	0	0	0	0	4	0	20:00
Dominik Kahun	1	0	0	0	0	0	0	0	0	2	0	11:54
Conor Sheary	1	0	0	0	-1	0	0	0	0	1	0	9:42
Wayne Simmonds	1	0	0	0	-2	2	0	0	0	1	0	16:01

Winnipeg Jets HEAD-TO-HEAD STATS												
Player	GP	G	A	P	+/-	PIM	PP	SH	GW	S	%	TOI/GP
Kyle Connor	2	2	1	3	2	0	1	0	0	5	40	22:28
Blake Wheeler	2	1	2	3	1	4	0	0	0	6	16.7	19:57
Mark Scheifele	2	0	2	2	0	0	0	0	0	4	0	21:23
Tucker Poolman	2	1	0	1	-1	0	0	1	1	2	50	13:43
Jansen Harkins	2	0	1	1	-1	0	0	0	0	10	0	13:15
Andrew Copp	2	0	1	1	0	0	0	0	0	3	0	18:51
Anthony Bitetto	1	0	0	0	-1	0	0	0	0	2	0	14:33
Cody Eakin	2	0	0	0	0	0	0	0	0	2	0	14:52
Dmitry Kulikov	2	0	0	0	2	0	0	0	0	1	0	20:55
Gabriel Bourque	2	0	0	0	0	0	0	0	0	2	0	5:03
Nathan Beaulieu	2	0	0	0	0	0	0	0	0	3	0	20:23
Mason Appleton	2	0	0	0	0	0	0	0	0	2	0	7:50
Josh Morrissey	1	0	0	0	0	0	0	0	0	1	0	20:02
Jack Roslovic	2	0	0	0	-1	2	0	0	0	3	0	14:00
Patrik Laine	2	0	0	0	-1	2	0	0	0	3	0	17:22
Neal Pionk	2	0	0	0	1	0	0	0	0	4	0	23:01
Nikolaj Ehlers	2	0	0	0	-1	0	0	0	0	5	0	15:27
Nicholas Shore	2	0	0	0	0	2	0	0	0	0	--	8:16
Dylan DeMelo	2	0	0	0	-1	0	0	0	0	3	0	21:27

Power Play:	0 - 5 (0%)	Penalty Killing:	3 - 4 (75%)							
Goaltender	GP	Min	GA	GAA	SO	W	L	OT	SA	SV%
Jonas Johansson	1	60	1	1.00	0	1	0	0	26	.962
Carter Hutton	1	58	3	3.11	0	0	1	0	35	.914

Power Play:	1 - 4 (25%)	Penalty Killing:	5 - 5 (100%)							
Goaltender	GP	Min	GA	GAA	SO	W	L	OT	SA	SV%
Connor Hellebuyck	2	119	3	1.51	0	1	1	0	51	.941



RECORD BOOK

2019-2020



YEAR-BY-YEAR RESULTS RECORD BOOK

2020 - 2021

1970-71 | 24-39-15, 5th PLACE

Oct. 10	@ Pittsburgh	2-1	W
Oct. 14	@ NY Rangers	0-3	L
Oct. 15	Montreal	0-3	L
Oct. 17	@ St. Louis	1-4	L
Oct. 18	Pittsburgh	1-1	T
Oct. 22	@ Philadelphia	2-4	L
Oct. 23	Detroit	4-3	W
Oct. 25	Chicago	0-4	L
Oct. 27	@ Vancouver	2-7	L
Oct. 30	@ California	1-6	L
Nov. 1	@ Los Angeles	2-4	L
Nov. 5	Vancouver	1-4	L
Nov. 7	@ Montreal	2-11	L
Nov. 8	Philadelphia	1-3	L
Nov. 13	California	4-2	W
Nov. 15	Montreal	2-2	T
Nov. 18	@ Toronto	7-2	W
Nov. 21	@ Minnesota	0-3	L
Nov. 25	@ Pittsburgh	4-4	T
Nov. 26	NY Rangers	2-2	T
Nov. 29	California	1-4	L
Dec. 3	Boston	4-4	T
Dec. 6	Minnesota	1-0	W
Dec. 9	@ Chicago	1-6	L
Dec. 10	@ Boston	2-8	L
Dec. 12	@ Detroit	3-5	L
Dec. 13	Toronto	0-4	L
Dec. 16	@ NY Rangers	0-4	L
Dec. 17	Los Angeles	4-3	W
Dec. 19	@ Toronto	0-2	L
Dec. 20	Toronto	2-4	L
Dec. 22	NY Rangers	2-7	L
Dec. 26	@ Montreal	4-4	T
Dec. 27	Detroit	5-2	W
Jan. 1	Boston	4-9	L
Jan. 3	Chicago	3-5	L
Jan. 7	Detroit	7-4	W
Jan. 9	@ Detroit	2-3	L
Jan. 10	Los Angeles	2-2	T

EAST DIVISION

Jan. 13	@ Chicago	2-4	L
Jan. 14	St. Louis	2-1	W
Jan. 16	@ Minnesota	4-3	W
Jan. 17	Montreal	4-4	T
Jan. 21	NY Rangers	5-5	T
Jan. 23	@ St. Louis	1-7	L
Jan. 24	Philadelphia	6-4	W
Jan. 27	@ Los Angeles	3-3	T
Jan. 29	@ California	4-2	W
Jan. 31	@ Vancouver	6-1	W
Feb. 4	Los Angeles	5-2	W
Feb. 6	@ Boston	3-4	L
Feb. 7	Toronto	3-4	L
Feb. 9	@ Vancouver	3-6	L
Feb. 10	@ California	1-5	L
Feb. 12	California	3-0	W
Feb. 14	Philadelphia	3-2	W
Feb. 17	@ Chicago	1-5	L
Feb. 18	Pittsburgh	6-6	T
Feb. 20	@ Detroit	5-6	L
Feb. 21	St. Louis	1-3	L
Feb. 23	Boston	3-6	L
Feb. 25	@ Philadelphia	2-3	L
Feb. 27	@ Toronto	0-2	L
Feb. 28	Minnesota	5-2	W
Mar. 3	@ Los Angeles	3-3	T
Mar. 5	Chicago	2-2	T
Mar. 7	Vancouver	6-3	W
Mar. 13	@ St. Louis	0-9	L
Mar. 14	@ Minnesota	5-0	W
Mar. 18	St. Louis	5-3	W
Mar. 20	@ Montreal	2-5	L
Mar. 21	@ Boston	7-5	W
Mar. 23	@ NY Rangers	2-7	L
Mar. 26	Vancouver	3-1	W
Mar. 28	Minnesota	4-2	W
Mar. 31	@ Pittsburgh	6-4	W
Apr. 1	Pittsburgh	3-3	T
Apr. 4	@ Philadelphia	3-3	T

1971-72 | 16-43-19, 6th PLACE

Oct. 10	Pittsburgh	2-1	W
Oct. 12	@ St. Louis	1-4	L
Oct. 14	@ Boston	2-6	L
Oct. 16	@ Montreal	3-9	L
Oct. 17	Minnesota	2-3	L
Oct. 20	@ Toronto	7-2	W
Oct. 21	Chicago	2-5	L
Oct. 23	@ Minnesota	1-5	L
Oct. 24	St. Louis	2-3	L
Oct. 27	@ Los Angeles	3-2	W
Oct. 30	@ Vancouver	4-4	T
Oct. 31	@ California	2-2	T
Nov. 4	@ Detroit	4-4	T
Nov. 5	Philadelphia	5-2	W
Nov. 7	Detroit	3-3	T
Nov. 11	Los Angeles	2-4	L
Nov. 13	@ NY Rangers	2-5	L
Nov. 14	Montreal	2-2	T
Nov. 18	California	5-7	L
Nov. 21	Toronto	3-4	L
Nov. 24	@ Los Angeles	3-5	L
Nov. 27	@ Vancouver	2-5	L
Nov. 28	@ California	3-5	L
Dec. 1	@ NY Rangers	2-7	L
Dec. 2	Los Angeles	2-0	W
Dec. 4	@ St. Louis	1-5	L
Dec. 5	Minnesota	3-1	W
Dec. 9	Chicago	1-3	L
Dec. 11	@ Pittsburgh	3-3	T
Dec. 12	Toronto	2-4	L
Dec. 15	@ Chicago	1-2	L
Dec. 16	@ Philadelphia	0-5	L
Dec. 18	@ Toronto	1-8	L
Dec. 19	Vancouver	5-1	W
Dec. 23	Boston	4-4	T
Dec. 25	@ St. Louis	4-4	T
Dec. 26	St. Louis	6-3	W
Dec. 29	Detroit	3-7	L
Dec. 31	@ Pittsburgh	3-3	T

EAST DIVISION

Jan. 2	California	4-4	T
Jan. 6	Boston	2-5	L
Jan. 9	Toronto	1-2	L
Jan. 13	NY Rangers	2-5	L
Jan. 15	@ Montreal	2-6	L
Jan. 16	Montreal	4-2	W
Jan. 20	Vancouver	1-0	W
Jan. 22	@ Detroit	2-3	L
Jan. 23	@ Boston	3-3	T
Jan. 26	@ NY Rangers	1-5	L
Jan. 27	Detroit	1-3	L
Jan. 30	Los Angeles	2-2	T
Feb. 3	NY Rangers	2-4	L
Feb. 5	@ Minnesota	3-3	T
Feb. 6	Boston	8-2	W
Feb. 10	@ Detroit	2-4	L
Feb. 12	@ Boston	1-5	L
Feb. 13	Philadelphia	4-4	T
Feb. 17	Pittsburgh	0-2	L
Feb. 19	@ Toronto	1-4	L
Feb. 20	Montreal	0-4	L
Feb. 23	@ Chicago	2-1	W
Feb. 24	Chicago	5-3	W
Feb. 27	California	4-4	T
Mar. 1	@ Montreal	1-4	L
Mar. 2	NY Rangers	3-4	L
Mar. 5	St. Louis	2-6	L
Mar. 8	@ California	3-6	L
Mar. 10	@ Vancouver	2-3	L
Mar. 11	@ Los Angeles	3-5	L
Mar. 14	@ Minnesota	4-3	W
Mar. 16	@ Philadelphia	3-3	T
Mar. 17	Vancouver	2-6	L
Mar. 19	@ Chicago	3-3	T
Mar. 22	@ Pittsburgh	4-3	W
Mar. 23	Minnesota	4-4	T
Mar. 26	Pittsburgh	2-2	T
Mar. 30	@ Philadelphia	1-3	L
Apr. 2	Philadelphia	3-2	W

1970-71 REGULAR-SEASON SCORING

NO.	PLAYER	GP	G	A	PTS	+/-	PIM	PP	SH	GW	GT	SHOTS	S%
11	Gilbert Perreault*	78	38	34	72	-38	19	14	0	5	3	210	18.1
10	Phil Goyette	60	15	46	61	-17	6	9	0	1	0	119	12.6
15	Gerry Meehan	77	24	31	55	-10	8	5	0	1	2	163	14.7
22	Don Marshall	62	20	29	49	-13	6	9	0	1	2	112	17.9
23	Eddie Shack	56	25	17	42	-28	93	10	0	4	1	194	12.9
19	Steve Atkinson*	57	20	18	38	3	12	0	1	2	3	126	15.9
21	Paul Andrea	47	11	21	32	-15	4	2	0	3	0	99	11.1
6	Al Hamilton	69	2	28	30	-22	71	0	0	0	0	98	2.0
26	Larry Keenan	51	7	20	27	-11	6	3	0	2	0	65	10.8
5	Doug Barrie*	75	4	23	27	-19	168	0	0	0	1	128	3.1
16	Ron Anderson	74	14	12	26	-12	44	0	1	3	0	139	10.1
20	Dick Duff	53	7	13	20	-18	12	0	0	1	1	67	10.4
17	Floyd Smith	77	6	11	17	-13	46	0	2	0	0	80	7.5
9	Reg Fleming	78	6	10	16	-8	159	0	0	0	0	54	11.1
7	Cliff Schmautz*	26	5	7	12	0	10	2	0	0	0	44	11.4
2	Jim Watson	78	2	9	11	-28	147	0	0	0	1	114	1.8
12	Skip Krake	74	4	5	9	-21	68	1	0	0	0	64	6.3
18	Kevin O'Shea*	41	4	4	8	-11	8	0	1	1	1	33	12.1
3	Tracy Pratt	76	1	7	8	0	179	0	0	0	0	34	2.9
24	Jean-Guy Talbot	57	0	7	7	0	36	0	0	0	0	41	0.0
14	Randy Wroozub*	16	2	2	4	-1	6	1	0	0	0	22	9.1
19	Francois Lacombe	1	0	1	1	0	2	0	0	0	0	1	0.0
28	Dave Dryden	10	0	1	1	0	0	0	0	0	0	0	0.0
8	Billy Inglis	14	0	1	1	0	4	0	0	0	0	9	0.0
30	Joe Daley	38	0	1	1	0	12	0	0	0	0	0	0.0
19	Brian Perry	1	0	0	0	0	0	0	0	0	0	1	0.0
28	Terry Ball	2	0	0	0	0	0	0	0	0	0	2	0.0
21	Jean-Guy Lagace*	3	0	0	0	0	2	0	0	0	0	3	0.0
23	Paul Terbenche	3	0	0	0	0	2	0	0	0	0	1	0.0
24	Butch Deadmarsh*	10	0	0	0	0	9	0	0	0	0	7	0.0
20	Brian McDonald*	12	0	0	0	0	29	0	0	0	0	15	0.0
4	Mike McMahon	12	0	0	0	-1	4	0	0	0	0	20	0.0
25	Hap Myers*	13	0	0	0	1	6	0	0	0	0	14	0.0
1	Roger Crozier	43	0	0	0	0	0	0	0	0	0	0	0.0

NO.	GOALTENDER	GP	MIN	GAA	W	L	T	EN	SO	GA	SA	SV%
30	Joe Daley	38	2068:45	3.74	12	16	8	2	1	129	1232	.895
1	Roger Crozier	44	2194:49	3.69	9	20	7	1	1	135	1354	.900
28	Dave Dryden	10	408:08	3.23	3	3	0	2	1	22	227	.903
GOALTENDER TOTALS			4673:42	3.67	24	39	15	5	3	286	2813	.898

* - rookie

1971-72 REGULAR-SEASON SCORING

NO.	PLAYER	GP	G	A	PTS	+/-	PIM	PP	SH	GW	GT	SHOTS	S%
7	Rick Martin*	73	44	30	74	-39	36	19	0	5	4	266	16.5
11	Gilbert Perreault	76	26	48	74	-41	24	11	0	1	1	218	11.9
15	Gerry Meehan	77	19	27	46	-28	12	4	0	2	2	164	11.6
6	Al Hamilton	76	4	30	34	-12	105	1	0	1	1	91	4.4
23	Eddie Shack	60	11	14	25	-11	34	4	0	0	0	92	11.9
19	Steve Atkinson	67	14	10	24	-23	26	3	0	0	0	122	11.5
8	Jim Lorentz	37	10	14	24	-12	12	2	0	1	0	85	11.8
24	Chris Evans*	61	6	18	24	-20	98	2	0	0	0	99	6.1
10	Phil Goyette	37	3	21	24	-9	14	3	0	0	0	33	9.1
20	Don Luce	78	11	8	19	-18	38	0	0	1	1	126	8.7
9	Danny Lawson	78	10	6	16	-22	15	0	1	0	3	176	5.7
12	Mike Byers	46	9	7	16	-20	12	3	0	1	1	69	13.0
25	Craig Ramsay*	57	6	10	16	5	0	0	2	0	4	43	14.0
18	Kevin O'Shea	52	6	9	15	-19	44	0	0	0	1	56	10.7
3	Mike Robitaille	31	2	10	12	-13	22	1	0	0	0	62	3.2
5	Larry Hillman	43	1	11	12	-21	58	0	0	0	0	78	1.3
4	Tracy Pratt	27	0	10	10	-1	52	0	0	0	0	31	0.0
23	Rene Robert*	12	6	3	9	-5	2	3	0	0	2	42	14.3
2	Jim Watson	66	2	6	8	-33	101	1	0	0	1	78	2.6
26	Randy Wroozub*	34	3	4	7	0	0	0	0	0	0	36	8.3
5	Doug Barrie	27	2	5	7	-21	45	0	0	1	1	24	8.3
8	Dick Duff	8	2</										



YEAR-BY-YEAR RESULTS RECORD BOOK

2020 - 2021

1972-73 | 37-27-14, 4th PLACE

Oct. 8	Atlanta	5-3	W
Oct. 11	Los Angeles	7-3	W
Oct. 14	@ Atlanta	1-1	T
Oct. 15	Toronto	3-2	W
Oct. 19	Vancouver	6-0	W
Oct. 21	@ St. Louis	1-1	T
Oct. 22	Atlanta	7-2	W
Oct. 25	Boston	2-2	T
Oct. 28	@ Montreal	3-3	T
Oct. 29	Minnesota	2-1	W
Nov. 1	@ Toronto	1-7	L
Nov. 4	@ Philadelphia	3-5	L
Nov. 5	St. Louis	1-1	T
Nov. 9	California	0-0	T
Nov. 11	@ Philadelphia	1-3	L
Nov. 12	Pittsburgh	1-0	W
Nov. 15	@ Los Angeles	3-3	T
Nov. 17	@ California	1-5	L
Nov. 19	@ Vancouver	5-9	L
Nov. 22	@ Detroit	2-6	L
Nov. 23	NY Rangers	5-3	W
Nov. 26	NY Islanders	9-2	W
Nov. 28	@ NY Islanders	7-2	W
Nov. 30	@ Boston	4-5	L
Dec. 2	@ Minnesota	6-8	L
Dec. 3	Minnesota	7-4	W
Dec. 6	@ NY Rangers	3-2	W
Dec. 7	Detroit	6-1	W
Dec. 10	Montreal	4-2	W
Dec. 13	Boston	7-3	W
Dec. 16	@ St. Louis	4-3	W
Dec. 17	Toronto	4-0	W
Dec. 20	Vancouver	6-3	W
Dec. 22	@ California	2-4	L
Dec. 23	@ Los Angeles	0-2	L
Dec. 27	@ NY Rangers	4-1	W
Dec. 28	Chicago	8-2	W
Dec. 31	@ Chicago	2-4	L
Jan. 3	NY Islanders	4-1	W

EAST DIVISION

Jan. 4	@ Detroit	2-4	L
Jan. 6	@ NY Rangers	4-1	W
Jan. 7	Philadelphia	2-0	W
Jan. 11	NY Rangers	2-4	L
Jan. 14	@ Boston	0-6	L
Jan. 18	Chicago	5-1	W
Jan. 20	@ Detroit	2-4	L
Jan. 21	Philadelphia	3-4	L
Jan. 25	Minnesota	5-2	W
Jan. 28	Atlanta	5-8	L
Feb. 1	Los Angeles	5-3	W
Feb. 3	@ NY Islanders	1-1	T
Feb. 4	NY Islanders	5-1	W
Feb. 7	@ Chicago	1-2	L
Feb. 8	California	4-0	W
Feb. 10	@ Montreal	1-2	L
Feb. 11	Detroit	2-5	L
Feb. 14	@ Toronto	3-2	W
Feb. 15	NY Rangers	4-1	W
Feb. 17	@ Pittsburgh	3-3	T
Feb. 18	Pittsburgh	4-1	W
Feb. 22	Vancouver	3-1	W
Feb. 24	@ Minnesota	2-4	L
Feb. 25	Pittsburgh	2-1	W
Mar. 1	@ Atlanta	4-4	T
Mar. 4	Montreal	2-4	L
Mar. 6	@ Los Angeles	2-2	T
Mar. 7	@ California	2-2	T
Mar. 9	@ Vancouver	2-5	L
Mar. 13	@ St. Louis	0-2	L
Mar. 15	Boston	1-4	L
Mar. 17	@ Montreal	3-3	T
Mar. 18	Toronto	5-1	W
Mar. 21	@ Chicago	2-6	L
Mar. 24	@ Pittsburgh	4-4	T
Mar. 25	@ Boston	1-6	L
Mar. 27	@ NY Islanders	3-2	W
Mar. 28	Philadelphia	6-3	W
Apr. 1	St. Louis	3-1	W

1973-74 | 32-34-12, 5th PLACE

Oct. 10	@ Toronto	4-7	L
Oct. 13	@ Minnesota	4-3	W
Oct. 14	Vancouver	1-3	L
Oct. 18	Los Angeles	6-2	W
Oct. 20	@ NY Islanders	2-1	W
Oct. 21	Toronto	4-3	W
Oct. 24	Chicago	3-1	W
Oct. 25	@ Boston	4-9	L
Oct. 28	NY Islanders	5-2	W
Oct. 31	California	3-2	W
Nov. 4	Montreal	1-1	T
Nov. 6	@ Vancouver	2-3	L
Nov. 9	@ California	3-6	L
Nov. 10	@ Los Angeles	5-3	W
Nov. 14	@ Atlanta	3-1	W
Nov. 17	@ Montreal	5-8	L
Nov. 18	California	0-2	L
Nov. 21	@ Atlanta	2-3	L
Nov. 22	NY Rangers	6-7	L
Nov. 25	Atlanta	3-4	L
Nov. 29	Los Angeles	2-1	W
Dec. 1	@ Detroit	4-1	W
Dec. 2	Detroit	6-1	W
Dec. 6	NY Rangers	8-4	W
Dec. 8	@ Boston	2-5	L
Dec. 9	Toronto	5-2	W
Dec. 12	@ NY Rangers	1-1	T
Dec. 15	@ Minnesota	3-4	L
Dec. 16	St. Louis	2-5	L
Dec. 19	@ Chicago	2-2	T
Dec. 20	Montreal	2-2	T
Dec. 22	@ Montreal	1-7	L
Dec. 23	Pittsburgh	3-2	W
Dec. 27	Detroit	3-1	W
Dec. 30	Philadelphia	4-5	L
Dec. 31	@ Detroit	6-5	W
Jan. 3	Pittsburgh	6-1	W
Jan. 5	@ Pittsburgh	2-5	L
Jan. 6	Vancouver	6-3	W

EAST DIVISION

Jan. 9	@ Atlanta	0-3	L
Jan. 10	NY Rangers	7-2	W
Jan. 12	@ Pittsburgh	2-5	L
Jan. 13	St. Louis	1-0	W
Jan. 17	@ Philadelphia	2-7	L
Jan. 19	@ NY Islanders	2-2	T
Jan. 20	California	6-4	W
Jan. 24	Montreal	1-4	L
Jan. 27	Vancouver	2-3	L
Jan. 31	@ Philadelphia	3-4	L
Feb. 2	@ St. Louis	1-6	L
Feb. 3	Toronto	3-3	T
Feb. 6	@ Los Angeles	1-5	L
Feb. 8	@ California	7-2	W
Feb. 10	@ Vancouver	2-5	L
Feb. 14	Los Angeles	4-2	W
Feb. 17	Detroit	2-1	W
Feb. 20	@ Toronto	2-4	L
Feb. 21	Atlanta	4-4	T
Feb. 24	Boston	3-2	W
Feb. 28	Chicago	2-2	T
Mar. 2	@ Philadelphia	2-4	L
Mar. 3	NY Islanders	4-3	W
Mar. 6	@ Minnesota	4-4	T
Mar. 8	@ Vancouver	4-2	W
Mar. 10	Philadelphia	3-4	L
Mar. 12	@ Boston	0-4	L
Mar. 14	Boston	3-4	L
Mar. 16	@ St. Louis	2-2	T
Mar. 17	Minnesota	5-2	W
Mar. 20	@ Chicago	3-2	W
Mar. 23	@ NY Islanders	1-1	T
Mar. 24	@ NY Rangers	3-5	L
Mar. 27	@ Detroit	1-3	L
Mar. 28	Chicago	2-2	T
Mar. 31	Minnesota	6-1	W
Apr. 4	@ Pittsburgh	2-4	L
Apr. 6	@ Toronto	1-3	L
Apr. 7	St. Louis	5-2	W

1972-73 REGULAR-SEASON SCORING

NO.	PLAYER	GP	G	A	PTS	+/-	PIM	PP	SH	GW	GT	SHOTS	S%
11	Gilbert Perreault	78	28	60	88	11	10	8	0	7	0	234	12.0
14	Rene Robert	75	40	43	83	15	83	9	0	6	0	265	15.1
7	Rick Martin	75	37	36	73	3	79	11	0	4	3	299	12.4
8	Jim Lorentz	78	27	35	62	6	30	11	0	5	1	175	15.4
15	Gerry Meehan	77	31	29	60	4	21	3	1	6	2	208	14.9
20	Don Luce	78	18	25	43	7	32	0	3	2	0	198	9.1
21	Hugh Harris*	60	12	26	38	8	17	0	0	0	0	121	9.9
5	Larry Hillman	78	5	24	29	-3	56	2	0	0	0	102	4.9
10	Craig Ramsay	76	11	17	28	12	15	0	1	1	0	89	12.4
12	Larry Mickey	77	15	9	24	-5	47	1	0	2	3	158	9.5
3	Mike Robitaille	65	4	17	21	9	40	0	0	0	1	182	2.2
6	Jim Schoenfeld*	66	4	15	19	12	178	1	0	0	0	91	4.4
19	Steve Atkinson	61	9	9	18	-5	36	2	0	1	1	96	9.4
2	Tim Horton	69	1	16	17	11	56	0	0	0	0	73	1.4
4	Tracy Pratt	74	1	15	16	9	116	0	0	0	0	63	1.6
9	Norm Grattan*	21	6	5	11	0	12	2	0	1	1	26	23.1
23	Larry Carriere*	40	2	8	10	-1	52	1	0	0	1	34	5.8
18	Paul Terbenche	42	0	7	7	7	8	0	0	0	0	20	0.0
16	Randy Wyrozub	45	3	3	6	-1	4	0	0	2	0	23	13.0
22	Doug Rombough*	5	2	0	2	2	0	0	0	0	0	3	66.7
9	Butch Deadmarsh	34	1	1	2	-2	26	1	0	0	0	15	6.6
17	Rick Dudley*	6	0	1	1	-2	7	0	0	0	0	6	0.0
24	John Gould	8	0	1	1	1	0	0	0	0	0	4	0.0
24	Ron Busniuk*	1	0	0	0	0	9	0	0	0	0	1	0.0
28	Rocky Farr*	1	0	0	0	0	0	0	0	0	0	0	0.0
22	Ray McKay	1	0	0	0	0	0	0	0	0	0	0	0.0
17	Bob Richer*	3	0	0	0	0	0	0	0	0	0	0	0.0
30	Dave Dryden	37	0	0	0	0	0	0	0	0	0	0	0.0
1	Roger Crozier	49	0	0	0	0	4	4	0	0	0	0	0.0
NO.	GOALTENDER	GP	MIN	GAA	W	L	T	EN	SO	GA	SA	SV%	
1	Roger Crozier	49	2627:26	2.76	23	13	7	3	3	121	1275	.905	
30	Dave Dryden	37	2014:49	2.65	14	13	7	3	3	89	966	.908	
28	Rocky Farr*	1	28:47	6.25	0	1	0	0	0	3	22	.864	
GOALTENDER TOTALS			4671:02	2.74	37	27	14	6	6	213	2263	.906	

* - rookie

1973-74 REGULAR-SEASON SCORING

NO.	PLAYER	GP	G	A	PTS	+/-	PIM	PP	SH	GW	GT	SHOTS	S%
7	Rick Martin	78	52	34	86	-22	38	8	0	6	3	320	16.3
14	Rene Robert	76	21	44	65	-18	71	3	0	5	1	245	8.5
20	Don Luce	75	26	30	56	3	44	2	3	1	2	237	10.9
8	Jim Lorentz	78	23	31	54	-19	28	12	0	4	0	154	14.9
11	Gilbert Perreault	55	18	33	51	-8	10	6	0	7	2	163	11.0
15	Gerry Meehan	72	20	26	46	-7	17	6	0	1	1	161	12.4
10	Craig Ramsay	78	20	26	46	15	0	1	2	3	2	154	12.9
23	Larry Carriere	77	6	24	30	5	103	3	0	0	0	114	5.3
17	Rick Dudley*	67	13	13	26	0	71	0	0	2	1	100	13.0
3	Mike Robitaille	71	2	18	20	2	60	2	0	0	0	185	1.0
4	Jerry Korab	45	6	12	18	-23	73	2	0	0	0	106	5.6
9	Norm Grattan	57	6	12	18	-9	16	2	0	0	0	53	11.3
19	Steve Atkinson	70	6	10	16	1	22	0	0	1	0	109	5.5
22	Doug Rombough*	46	6	9	15	3	27	0	0	1	0	38	15.7
18	Paul Terbenche	67	2	12	14	2	8	0	0	0	0	42	4.7
24	Peter McNab*	22	3	6	9	-3	9	0	0	0	0	24	12.5
6	Jim Schoenfeld	28	1	8	9	-9	56	0	0	0	0	49	2.0
12	Larry Mickey	13	3	4	7	5	8	0	0	0	0	18	16.6
4	Tracy Pratt	33	0	7	7	9	52	0	0	0	0	20	0.0
21	John Gould*	30	4	2	6	-7	2	0	0	1	0	48	8.3
2	Tim Horton	55	0	6	6	4	53	0	0	0	0	59	0.0
21	Brian Spencer	13	3	2	5	-3	4	1	0	0	0	21	14.2
21	Ron Busniuk*	5	0	3	3	-1	4	0	0	0	0	3	0.0
16	Real Lemieux	11	1	1	2	0	4	0	0	0	0	4	25.0
24	Bill Hajt*	6	0	2	2	-1	0	0	0	0	0	4	0.0
24	Randy Wyrozub	5	0	1	1	-1	0	0	0	0	0	4	0.0
30	Dave Dryden	53	0	1	1	0	4	0	0	0	0	0	0.0



YEAR-BY-YEAR RESULTS RECORD BOOK

2020 - 2021

1978-79 36-28-16, 2nd PLACE			ADAMS DIVISION			1979-80 47-17-16, 1st PLACE			ADAMS DIVISION		
Oct. 12	NY Islanders	2-2 T	Jan. 11	Washington	6-2 W	Oct. 11	Washington	6-3 W	Jan. 9	NY Islanders	3-2 W
Oct. 14	@ Minnesota	5-2 W	Jan. 13	@ Montreal	2-5 L	Oct. 13	@ NY Islanders	5-2 W	Jan. 11	@ Colorado	4-3 W
Oct. 15	Detroit	2-3 L	Jan. 14	Pittsburgh	4-5 L	Oct. 14	Minnesota	4-5 L	Jan. 13	@ Edmonton	5-6 L
Oct. 18	@ Toronto	0-2 L	Jan. 18	@ Philadelphia	4-4 T	Oct. 17	Hartford	3-1 W	Jan. 16	@ Los Angeles	4-2 W
Oct. 19	Toronto	1-0 W	Jan. 20	@ Boston	2-1 W	Oct. 20	@ St. Louis	2-3 L	Jan. 18	@ Vancouver	2-2 T
Oct. 22	@ Vancouver	2-3 L	Jan. 25	NY Rangers	4-5 L	Oct. 21	Vancouver	3-3 T	Jan. 20	@ Edmonton	4-4 T
Oct. 26	@ Los Angeles	0-6 L	Jan. 27	@ Detroit	6-3 W	Oct. 24	Pittsburgh	7-3 W	Jan. 21	@ Atlanta	3-3 T
Oct. 28	@ St. Louis	7-7 T	Jan. 28	Minnesota	1-3 L	Oct. 25	@ Detroit	0-4 L	Jan. 24	@ Boston	3-4 L
Nov. 2	@ Philadelphia	3-3 T	Jan. 31	Atlanta	2-5 L	Oct. 27	@ Quebec	3-0 W	Jan. 26	@ Montreal	7-2 W
Nov. 4	@ Minnesota	1-2 L	Feb. 3	@ Minnesota	2-1 W	Oct. 28	Colorado	4-2 W	Jan. 27	Los Angeles	9-1 W
Nov. 5	Minnesota	2-1 W	Feb. 4	St. Louis	3-1 W	Oct. 31	@ Chicago	0-0 T	Jan. 31	NY Rangers	6-2 W
Nov. 9	Pittsburgh	4-4 T	Feb. 14	NY Islanders*	2-1 W	Nov. 3	@ Toronto	4-3 W	Feb. 2	@ NY Islanders	2-3 L
Nov. 11	@ Washington	2-0 W	Feb. 15	NY Rangers	4-3 W	Nov. 4	@ Philadelphia	1-3 L	Feb. 3	Vancouver	3-0 W
Nov. 12	Boston	4-4 T	Feb. 17	@ Pittsburgh	3-6 L	Nov. 8	Chicago	3-3 T	Feb. 7	Pittsburgh	9-0 W
Nov. 15	@ Toronto	2-2 T	Feb. 18	Montreal	2-5 L	Nov. 10	@ Washington	5-3 W	Feb. 9	@ St. Louis	2-3 L
Nov. 16	St. Louis	6-2 W	Feb. 21	@ Chicago	2-3 L	Nov. 11	Colorado	3-5 L	Feb. 11	St. Louis	4-2 W
Nov. 18	@ Detroit	3-1 W	Feb. 22	Chicago	2-4 L	Nov. 15	Atlanta	5-1 W	Feb. 14	Boston	3-3 T
Nov. 19	Minnesota	9-2 W	Feb. 24	@ Washington	6-4 W	Nov. 17	@ Minnesota	4-2 W	Feb. 16	@ Detroit	4-3 W
Nov. 22	Philadelphia	2-3 L	Feb. 26	Toronto	3-1 W	Nov. 18	Edmonton	9-7 W	Feb. 17	Montreal	2-2 T
Nov. 23	@ Boston	2-5 L	Mar. 1	Minnesota	5-5 T	Nov. 21	@ Hartford	3-5 L	Feb. 19	@ Quebec	3-1 W
Nov. 26	Colorado	4-1 W	Mar. 3	@ NY Rangers	2-2 T	Nov. 24	@ Washington	6-1 W	Feb. 20	Winnipeg	4-3 W
Nov. 30	Boston	3-4 L	Mar. 4	Philadelphia	1-6 L	Nov. 25	Minnesota	6-2 W	Feb. 24	@ Chicago	1-3 L
Dec. 2	@ Montreal	1-8 L	Mar. 6	@ NY Islanders	3-2 W	Nov. 27	@ Boston	5-2 W	Feb. 27	Philadelphia	1-1 T
Dec. 3	Montreal	1-4 L	Mar. 8	Los Angeles	6-4 W	Nov. 29	NY Rangers	2-1 W	Feb. 29	@ Edmonton	4-2 W
Dec. 7	Los Angeles	3-3 T	Mar. 10	@ Atlanta	5-5 T	Dec. 2	Washington	2-0 W	Mar. 2	@ Minnesota	2-2 T
Dec. 9	@ Pittsburgh	4-4 T	Mar. 11	Atlanta	9-4 W	Dec. 5	Atlanta	6-1 W	Mar. 5	@ NY Rangers	2-4 L
Dec. 10	Toronto	5-3 W	Mar. 14	@ Toronto	4-1 W	Dec. 7	@ Colorado	5-3 W	Mar. 6	Hartford	4-3 W
Dec. 13	@ Chicago	6-2 W	Mar. 15	Vancouver	4-2 W	Dec. 10	Detroit	4-0 W	Mar. 9	St. Louis	9-4 W
Dec. 14	Chicago	3-2 W	Mar. 17	@ Philadelphia	3-5 L	Dec. 13	Chicago	5-2 W	Mar. 12	@ Winnipeg	3-3 T
Dec. 16	@ Minnesota	5-2 W	Mar. 18	Washington	3-3 T	Dec. 15	@ Philadelphia	2-3 L	Mar. 15	@ Los Angeles	2-2 T
Dec. 17	Vancouver	6-3 W	Mar. 21	@ Colorado	3-2 W	Dec. 16	Boston	1-5 L	Mar. 19	@ Vancouver	3-3 T
Dec. 20	@ NY Rangers	3-6 L	Mar. 23	@ Vancouver	4-3 W	Dec. 19	@ Winnipeg	3-2 W	Mar. 22	@ Toronto	5-1 W
Dec. 21	Atlanta	5-4 W	Mar. 24	@ Los Angeles	3-2 W	Dec. 20	Los Angeles	5-3 W	Mar. 23	NY Islanders	1-1 T
Dec. 23	@ Boston	4-6 L	Mar. 26	@ St. Louis	4-2 W	Dec. 22	@ Hartford	4-2 W	Mar. 25	@ NY Rangers	3-3 T
Dec. 27	@ Colorado	5-2 W	Mar. 28	Boston	9-2 W	Dec. 23	Quebec	1-3 L	Mar. 27	Detroit	10-1 W
Dec. 28	@ Vancouver	3-3 T	Mar. 31	@ NY Islanders	0-2 L	Dec. 27	Toronto	5-3 W	Mar. 30	Montreal	1-1 T
Dec. 31	Boston	3-7 L	Apr. 1	Toronto	3-6 L	Dec. 29	@ Montreal	3-6 L	Apr. 1	@ Atlanta	5-2 W
Jan. 4	Chicago	3-3 T	Apr. 5	@ Boston	9-3 W	Dec. 31	Winnipeg	6-2 W	Apr. 3	Quebec	8-3 W
Jan. 7	Detroit	4-3 W	Apr. 7	@ Toronto	2-6 L	Jan. 5	@ Pittsburgh	5-4 W	Apr. 5	@ Pittsburgh	9-1 W
Jan. 9	@ Atlanta	3-5 L	Apr. 8	Colorado	5-5 T	Jan. 6	Philadelphia	2-4 L	Apr. 6	Toronto	7-3 W

* - rescheduled from Jan. 21

1978-79 REGULAR-SEASON SCORING													1979-80 REGULAR-SEASON SCORING														
NO.	PLAYER	GP	G	A	PTS	+/-	PIM	PP	SH	GW	GT	SHOTS	S%	NO.	PLAYER	GP	G	A	PTS	+/-	PIM	PP	SH	GW	GT	SHOTS	S%
11	Gilbert Perreault	79	27	58	85	12	20	6	0	4	0	172	15.7	11	Gilbert Perreault	80	40	66	106	33	57	10	0	5	1	180	22.2
18	Danny Gare	71	27	40	67	17	90	7	0	3	4	260	10.4	18	Danny Gare	76	56	33	89	48	90	17	0	11	3	270	20.7
14	Rene Robert	68	22	40	62	-13	46	1	0	6	0	206	10.7	7	Rick Martin	80	45	34	79	19	54	8	0	3	1	257	17.5
20	Don Luce	79	26	35	61	20	14	6	2	7	2	149	17.4	19	Derek Smith	79	24	39	63	33	16	8	0	3	0	137	17.5
10	Craig Ramsay	80	26	31	57	21	10	4	3	3	3	113	23.0	16	Ric Seiling	80	25	35	60	30	54	5	1	2	2	155	16.1
7	Rick Martin	73	32	21	53	-7	35	8	0	3	0	250	12.8	10	Craig Ramsay	80	21	39	60	15	18	5	0	4	1	103	20.4
4	Jerry Korab	78	11	40	51	8	104	8	1	0	2	204	5.4	8	Tony McKegney	80	23	29	52	40	24	1	0	6	1	140	16.4
16	Ric Seiling	78	20	22	42	15	56	2	0	4	0	136	14.7	5	John Van Boxmeer	80	11	40	51	40	55	4	0	1	2	198	5.5
12	Andre Savard	65	18	22	40	2	20	2	2	1	0	97	18.6	20	Don Luce	80	14	29	43	20	30	0	0	0	2	137	10.2
19	Derek Smith	43	14	12	26	-5	8	1	0	0	2	85	16.5	3	Richie Dunn	80	7	31	38	25	59	4	0	2	0	147	4.8
9	Jacques Richard	61	10	15	25	8	26	0	0	1	1	85	11.8	6	Jim Schoenfeld	77	9	27	36	60	72	4	0	1	2	114	7.9
6	Jim Schoenfeld	46	8	17	25	8	67	6	0	0	0	99	8.1	9	Rick Dudley	66	11	22	33	12	58	0	0	2	0	109	10.1
8	Tony McKegney*	52	8	14	22	-1	10	0	0	1	0	67	11.9	22	Lindy Ruff*	63	5	14	19	0	38	1	0	0	0	77	6.5
5	Lee Fogolin	74	3	19	22	-3	103	0	0	0	0	70	4.3	17	John Gould	52	9	9	18	9	11	0	0	2	0	72	12.5
3	Bill Stewart*	68	1	17	18	4	101	0	0	0	0	87	1.1	24	Bill Hajt	75	4	12	16	35	24	0	1	0	0	63	6.3
25	Terry Martin	64	6	8	14	-17	33	1	0	0	0	38	15.8	12	Andre Savard	33	3	10	13	4	16	0	0	2	0	36	8.3
15	Gary McAdam	40	6	5	11	-6	13	1	0	1	0	39	15.4	27	Larry Playfair	79	2	10	12	13	145	0	0	0	0	32	6.3
17	Rick Dudley	24	5	6	11	11	2	0	0	1	0	36	13.9	4	Jerry Korab	43	1	10	11	0	74	0	0	1	0	55	1.8
22	Jocelyn Guevremont	34	3	8	11	12	8	0	0	0	0	51	5.9	25	Bob Mongrain*	34	4	6	10	6	4	0	0	1	0	33	12.1
24	Bill Hajt	40	3	8	11	-5	20	0	1	1	0	53	5.7	15	Rob McClanahan*	13	2	5	7	8	0	0	0	0	0	13	15.4
23	Ken Breitenbach	30	1	8	9	5	25	0	0	0	0	41	2.4	23	Mike Ramsey*	13	1	6	7	9	6	0	0	1	0	17	5.9
21	Dave Schultz	28	2	3	5	-12	86	0	0	0	1	16	12.5	28	Bob Sauve	32	0	4	4	0	2	0	0	0	0	0	0.0
15	Mike Boland*	22	1	2	3	5	29	0	0	0	1	17	5.9	21	Dave Schultz	13	1	0	1	0	28	0	0	0	0	1	100
29	Richie Dunn*	24	0	3	3	-2	14	0	0	0	0	18	0.0	1	Don Edwards	49	0	1	1	0	8	0	0	0	0	0	0.0
27	Larry Playfair*	26	0	3	3	1	60	0	0	0	0	12	0.0														
1	Don Edwards	54	0	2	2	0	8	0	0	0	0	0	0.0														
30	Randy Ireland*	2	0	0	0	0	0	0	0	0	0	0	0.0														
28	Bob Sauve*	29	0	0	0	0	2	0	0	0	0	0	0.0														
NO. GOALTENDER	GP	MIN	GAA	W	L	T	EN	SO	GA	SA	SV%																
1	Don Edwards	54	3157:38	3.02	26	18	9	1	2	159	1569	.899															
28	Bob Sauve*	29	1608:32	3.73	10	10	7	0	0	100	805	.876															
30	Randy Ireland*	2	29:53	6.02	0	0	0	0	0	3	21	.857															
GOALTENDER TOTALS		4796:03	3.28	36	28	16	1	2	262	2395	.891																

* - rookie



YEAR-BY-YEAR RESULTS RECORD BOOK

2020 - 2021

1982-83 38-29-13, 3rd PLACE				ADAMS DIVISION			
Oct. 6	Quebec	4-6	L	Jan. 7	Vancouver	5-5	T
Oct. 9	@ Quebec	4-6	L	Jan. 9	Los Angeles	7-2	W
Oct. 10	Hartford	4-4	T	Jan. 12	Quebec	2-1	W
Oct. 14	@ Philadelphia	2-4	L	Jan. 14	Washington	3-2	W
Oct. 16	@ Washington	9-2	W	Jan. 15	@ Washington	4-2	W
Oct. 17	Edmonton	6-4	W	Jan. 20	@ Boston	0-4	L
Oct. 20	@ Chicago	0-4	L	Jan. 22	@ Montreal	1-4	L
Oct. 23	@ Detroit	2-6	L	Jan. 23	Winnipeg	5-2	W
Oct. 24	St. Louis	6-2	W	Jan. 26	Montreal	7-3	W
Oct. 26	@ Montreal	7-7	T	Jan. 28	Chicago	6-2	W
Oct. 30	@ Toronto	3-3	T	Jan. 29	@ Toronto	3-5	L
Oct. 31	Montreal	3-1	W	Feb. 2	Minnesota	2-2	T
Nov. 3	Boston	2-3	L	Feb. 5	@ Quebec	0-0	T
Nov. 6	@ Hartford	5-2	W	Feb. 6	Boston	1-5	L
Nov. 7	Vancouver	3-1	W	Feb. 10	@ Los Angeles	2-7	L
Nov. 10	Philadelphia	7-2	W	Feb. 12	@ Calgary	2-4	L
Nov. 13	@ Boston	2-3	L	Feb. 14	@ St. Louis	4-6	L
Nov. 14	Pittsburgh	6-6	T	Feb. 16	Boston	3-1	W
Nov. 17	@ Winnipeg	7-2	W	Feb. 18	Calgary	5-1	W
Nov. 18	@ Minnesota	1-2	L	Feb. 20	Edmonton	4-5	L
Nov. 20	@ Los Angeles	5-2	W	Feb. 21	@ New Jersey	4-4	T
Nov. 24	@ Hartford	4-2	W	Feb. 23	Philadelphia	4-2	W
Nov. 26	St. Louis	8-6	W	Feb. 25	Boston	7-6	W
Nov. 28	NY Rangers	7-3	W	Feb. 27	New Jersey	6-2	W
Dec. 1	Montreal	2-2	T	Mar. 1	@ Hartford	6-5	W
Dec. 4	@ Quebec	2-3	L	Mar. 3	@ Boston	3-2	W
Dec. 5	Chicago	3-3	T	Mar. 4	Pittsburgh	10-2	W
Dec. 8	@ Pittsburgh	2-4	L	Mar. 6	Detroit	6-4	W
Dec. 11	@ Montreal	2-3	L	Mar. 8	@ Minnesota	1-5	L
Dec. 12	Hartford	1-3	L	Mar. 9	@ Winnipeg	0-6	L
Dec. 14	@ NY Islanders	5-3	W	Mar. 12	@ Vancouver	3-8	L
Dec. 16	@ Boston	1-8	L	Mar. 13	@ Edmonton	2-6	L
Dec. 18	@ Quebec	5-4	W	Mar. 16	Calgary	5-3	W
Dec. 19	Quebec	3-1	W	Mar. 19	@ Montreal	6-4	W
Dec. 22	@ NY Rangers	3-1	W	Mar. 20	Montreal	4-7	L
Dec. 26	Detroit	2-2	T	Mar. 23	Hartford	8-3	W
Dec. 31	NY Islanders	5-1	W	Mar. 27	Quebec	6-6	T
Jan. 2	Hartford	8-4	W	Mar. 29	@ Hartford	4-5	L
Jan. 4	@ NY Islanders	2-5	L	Mar. 31	@ New Jersey	8-5	W
Jan. 5	@ NY Rangers	3-3	T	Apr. 3	Toronto	3-4	L

1983-84 48-25-7, 2nd PLACE				ADAMS DIVISION			
Oct. 5	Hartford	5-3	W	Jan. 7	@ Washington	4-2	W
Oct. 8	@ Quebec	2-9	L	Jan. 8	Montreal	4-3	W
Oct. 9	Washington	5-2	W	Jan. 11	Philadelphia	6-2	W
Oct. 12	@ Toronto	4-4	T	Jan. 13	Edmonton	3-1	W
Oct. 15	@ Boston	3-5	L	Jan. 14	@ Detroit	2-1	W
Oct. 16	NY Islanders	2-3	L	Jan. 17	@ Vancouver	5-1	W
Oct. 18	@ Pittsburgh	3-1	W	Jan. 18	@ Los Angeles	4-0	W
Oct. 22	@ Hartford	5-2	W	Jan. 21	@ St. Louis	2-1	W
Oct. 23	Winnipeg	5-2	W	Jan. 23	@ Boston	5-3	W
Oct. 26	@ Detroit	5-6	L*	Jan. 25	Washington	2-2	T
Oct. 28	Los Angeles	3-3	T	Jan. 27	Detroit	2-2	T
Oct. 30	Montreal	5-4	W	Jan. 29	Pittsburgh	7-3	W
Nov. 2	NY Rangers	3-3	T	Feb. 2	@ Boston	3-5	L
Nov. 5	@ NY Islanders	0-4	L	Feb. 3	Minnesota	1-4	L
Nov. 6	Quebec	1-7	L	Feb. 5	Quebec	1-2	L
Nov. 9	Boston	3-1	W	Feb. 8	@ Pittsburgh	6-5	W*
Nov. 11	Toronto	3-1	W	Feb. 9	New Jersey	8-5	W
Nov. 13	Calgary	11-2	W	Feb. 11	@ Montreal	4-3	W
Nov. 16	@ Winnipeg	6-5	W*	Feb. 15	Boston	7-4	W
Nov. 18	@ Edmonton	0-7	L	Feb. 17	Minnesota	5-4	W*
Nov. 19	@ Calgary	5-2	W	Feb. 19	Hartford	5-2	W
Nov. 23	@ NY Rangers	6-4	W	Feb. 21	@ Philadelphia	5-4	W*
Nov. 25	Chicago	5-2	W	Feb. 23	@ Hartford	2-3	L
Nov. 26	@ Quebec	2-3	L	Feb. 25	@ Minnesota	1-5	L
Nov. 29	@ Montreal	5-2	W	Feb. 27	Boston	1-3	L
Dec. 2	St. Louis	7-6	W	Feb. 29	@ Chicago	3-4	L
Dec. 4	Montreal	6-2	W	Mar. 3	@ Quebec	2-4	L
Dec. 6	@ St. Louis	2-8	L	Mar. 4	Quebec	1-1	T
Dec. 7	@ Chicago	2-4	L	Mar. 6	@ Montreal	8-3	W
Dec. 10	@ Boston	4-2	W	Mar. 9	Los Angeles	7-3	W
Dec. 11	@ Philadelphia	6-5	W	Mar. 11	Hartford	4-3	W*
Dec. 14	New Jersey	3-3	T	Mar. 14	@ Calgary	4-2	W
Dec. 17	@ Hartford	4-1	W	Mar. 17	@ Vancouver	5-2	W
Dec. 18	Vancouver	3-2	W	Mar. 18	@ Edmonton	4-4	L
Dec. 21	Hartford	3-6	L	Mar. 21	Montreal	3-2	W
Dec. 26	Boston	1-2	L	Mar. 24	@ New Jersey	6-0	W
Dec. 27	@ Montreal	7-4	W	Mar. 25	NY Islanders	3-5	L
Dec. 29	Quebec	8-5	W	Mar. 27	@ Hartford	1-4	L
Dec. 31	NY Rangers	2-3	L	Mar. 31	@ Quebec	1-4	L
Jan. 4	Winnipeg	9-4	W	Apr. 1	Toronto	4-2	W

* - overtime decision

1982-83 REGULAR-SEASON SCORING													
NO.	PLAYER	GP	G	A	PTS	+/-	PIM	PP	SH	GW	GTSHOTS	S%	
11	Gilbert Perreault	77	30	46	76	-9	34	8	2	5	0	192	15.6
8	Tony McKegney	78	36	37	73	1	18	10	0	2	1	178	20.2
6	Phil Housley*	77	19	47	66	-4	39	11	0	2	2	183	10.4
7	Dale McCourt	62	20	32	52	-11	10	3	1	3	1	117	17.1
17	Mike Foligno	66	22	25	47	8	135	4	0	4	2	132	16.7
9	Gilles Hamel	66	22	20	42	6	26	2	0	1	1	121	18.2
16	Ric Seiling	75	19	22	41	-3	41	6	0	2	0	127	15.0
12	Andre Savard	68	16	25	41	11	28	3	2	2	0	122	13.1
5	Mike Ramsey	77	8	30	38	18	55	1	1	1	0	117	6.8
29	Dave Andreychuk*	43	14	23	37	4	16	3	0	1	0	65	21.5
3	Hannu Virta*	74	13	24	37	6	18	2	2	1	0	168	7.7
20	Brent Peterson	75	13	24	37	10	38	1	1	0	1	98	13.3
22	Lindy Ruff	60	12	17	29	16	130	2	0	1	1	110	10.9
10	Craig Ramsay	64	11	18	29	12	7	0	3	1	2	87	12.6
18	Paul Cyr*	37	15	12	27	-6	59	5	0	2	1	66	22.7
4	John Van Boxmeer	65	6	21	27	9	53	1	0	1	0	144	4.2
19	Sean McKenna*	46	10	14	24	-3	4	1	0	1	0	62	16.1
26	Steve Patrick	56	9	13	22	4	26	0	0	1	0	63	14.3
25	Mal Davis*	24	8	12	20	-7	0	3	0	3	0	32	25.0
14	Mike Moller	49	6	12	18	2	14	1	0	3	0	44	13.6
27	Larry Playfair	79	4	13	17	7	180	0	0	0	0	75	5.3
24	Bill Hajt	72	3	12	15	7	26	0	0	1	0	51	5.9
31	Dave Fenyves*	24	0	8	8	-10	14	0	0	0	0	20	0.0
21	J.F. Sauve	9	0	4	4	0	9	0	0	0	0	14	0.0
15	Geordie Robertson*	5	1	2	3	-1	7	0	0	0	0	10	10.0
32	Gary McAdam	4	1	0	1	-4	0	0	0	0	0	3	33.3
28	Bob Sauve	54	0	1	1	0	8	0	0	0	0	0	0.0
23	Kai Suikkanen*	1	0	0	0	1	0	0	0	0	0	1	0.0
23	Ron Fischer*	3	0	0	0	0	0	0	0	0	0	1	0.0
25	Jere Gillis	3	0	0	0	-6	0	0	0	0	0	3	0.0
33	Phil Myre	5	0	0	0	0	2	0	0	0	0	0	0.0
1	Jacques Cloutier*	25	0	0	0	0	0	0	0	0	0	0	0.0
NO.	GOALTENDER	GP	MIN	GAA	W	L	T	EN	SO	GA	SA	SV%	
28	Bob Sauve	54	3106:15	3.46	25	20	7	3	1	179	1390	.871	
1	Jacques Cloutier*	25	1387:13	3.50	10	7	6	0	0	81	572	.858	
33	Phil Myre	5	299:22	4.21	3	2	0	1	0	21	151	.861	
GOALTENDER TOTALS			4792:50	3.52	38	29	13	4	1	281	2113	.867	

* - rookie

1983-84 REGULAR-SEASON SCORING													
NO.	PLAYER	GP	G	A	PTS	+/-	PIM	PP	SH	GW	GTSHOTS	S%	
11	Gilbert Perreault	73	31	59	90	19	32	8	2	7	1	165	18.8
25	Dave Andreychuk	78	38	42	80	20	40	10	0	7	1	179	21.2
6	Phil Housley	75	31	46	77	1	33	13	2	6	1	235	13.2
17	Mike Foligno	70	32	31	63	31	151	6	0	5	0	183	17.5
8	Real Cloutier	77	24	36	60	-2	25	9	0	6	0	169	14.2
22	Lindy Ruff	58	14	31	45	15	101	3	0	4	0	126	11.1
9	Gilles Hamel	75	21	23	44	3	37	4	2	1	0	135	15.6
18	Paul Cyr	71	16	27	43	-3	52	5	0	1	1	142	11.3
3	Hannu Virta	70	6	30	36	13	12	4	0	0	0	98	6.1
16	Ric Seiling	78	13	22	35	11	42	0	3	0	0	136	9.6
5	Mike Ramsey	72	9	31	26	82	1	0	4	0	0	135	6.7
12	Sean McKenna	78	20	10	30	0	47	0	0	2	0	107	18.7
24	Bill Hajt	79	3	24	27	26	32	0	1	0	0	54	5.5
10	Craig Ramsay	76	9	17	26	3	17	0	0	0	0	97	9.3
20	Brent Peterson	70	9	12	21	3	52	0	0	0	0	81	11.1
19	Jim Wiemer*	64	5	15	20	2	48	0	1	0	1	90	5.5
7	John Tucker*	21	12	4	16	2	4	5	0	2	0	40	30.0
14	Mike Moller	59	5	11	16	3	27	0	0	1	0	42	11.9
27	Larry Playfair	76	5	11	16	4	209	0	0	0	2	67	7.5
44	Jerry Korab	48	2	9	11	4	82	1	0	1	0	41	4.9
21	Claude Verret*	11	2	5	7	-3	2	1	0	0	0	14	14.3
26	Steve Patrick	11	1	4	5	-2	6	0	0	0	0	11	9.1
15	Adam Creighton*	7	2	2	4	0	4	0	0	1	0	8	25.0
7	Dale McCourt	5	1	3	4	-2	0	0	0	0	0	5	25.0
4	Mark Renaud	10	1	3	4	1	6	0	0	0	0	10	10.0
31	Dave Fenyves*	10	0	4	4	7	9	0	0	0	0	4	0.0
26	Mal Davis	11	2	1	3	-1	4	1	0	0	0	12	16.7



YEAR-BY-YEAR RESULTS RECORD BOOK

2020 - 2021

1984-85 | 38-28-14, 3rd PLACE

ADAMS DIVISION

Oct. 11	Montreal	4-3	W
Oct. 13	@ Toronto	3-4	L*
Oct. 14	Detroit	6-4	W
Oct. 17	@ Quebec	1-4	L
Oct. 19	Quebec	5-4	W
Oct. 21	Minnesota	8-6	W
Oct. 25	@ Montreal	2-3	L
Oct. 26	@ Detroit	3-7	L
Oct. 28	Calgary	6-2	W
Oct. 31	Philadelphia	3-3	T
Nov. 2	Hartford	8-1	W
Nov. 3	@ Hartford	4-4	T
Nov. 7	@ Minnesota	9-6	W
Nov. 9	@ Los Angeles	2-3	L
Nov. 11	@ Winnipeg	2-3	L
Nov. 14	Boston	4-2	W
Nov. 16	Washington	3-2	W
Nov. 17	@ Washington	2-3	L
Nov. 21	@ NY Rangers	2-3	L
Nov. 23	Philadelphia	2-4	L
Nov. 24	@ NY Islanders	3-6	L
Nov. 27	@ Pittsburgh	2-2	T
Nov. 30	Montreal	2-2	T
Dec. 1	@ Montreal	2-3	L
Dec. 5	Boston	3-3	T
Dec. 8	@ Boston	3-1	W
Dec. 9	Quebec	4-4	T
Dec. 12	@ Hartford	2-2	T
Dec. 14	Detroit	4-4	T
Dec. 16	Vancouver	2-2	T
Dec. 19	@ Chicago	6-3	W
Dec. 22	@ Quebec	1-3	L
Dec. 23	St. Louis	3-2	W
Dec. 26	Toronto	6-0	W
Dec. 28	Winnipeg	4-0	W
Dec. 29	@ New Jersey	2-1	W
Dec. 31	New Jersey	6-4	W
Jan. 4	Pittsburgh	7-2	W
Jan. 5	@ NY Islanders	7-3	W
Jan. 8	Hartford	4-4	T

Jan. 10	@ Boston	3-0	W
Jan. 12	@ Montreal	1-1	T
Jan. 13	Edmonton	4-5	L
Jan. 16	@ NY Rangers	2-2	T
Jan. 18	Chicago	4-3	W
Jan. 19	@ Hartford	2-0	W
Jan. 24	@ Boston	2-5	L
Jan. 25	@ Quebec	2-4	L
Jan. 27	Quebec	3-2	W
Jan. 30	Boston	6-2	W
Feb. 2	@ Philadelphia	6-3	W
Feb. 3	Calgary	6-1	W
Feb. 6	@ Minnesota	3-1	W
Feb. 9	@ Calgary	6-1	W
Feb. 15	Montreal	3-4	L*
Feb. 16	@ Montreal	4-3	W
Feb. 18	Edmonton	4-6	L
Feb. 22	St. Louis	1-4	L
Feb. 24	Los Angeles	2-4	L
Feb. 26	@ New Jersey	4-3	W
Feb. 27	@ St. Louis	1-3	L
Mar. 2	@ Washington	4-0	W
Mar. 3	NY Islanders	2-3	L
Mar. 5	Hartford	6-3	W
Mar. 8	Chicago	7-2	W
Mar. 10	@ Los Angeles	4-4	T
Mar. 13	@ Vancouver	4-6	L
Mar. 15	@ Edmonton	4-4	T
Mar. 17	@ Winnipeg	3-5	L
Mar. 20	Vancouver	4-5	L
Mar. 22	Pittsburgh	3-1	W
Mar. 24	Boston	3-4	L*
Mar. 26	@ Quebec	3-4	L
Mar. 27	NY Rangers**	3-2	W
Mar. 30	@ Hartford	2-1	W
Mar. 31	Quebec	3-1	W
Apr. 2	Hartford	2-1	W
Apr. 4	@ Boston	3-5	L
Apr. 6	@ Toronto	5-2	W
Apr. 7	Montreal	4-5	L

* - overtime decision ** - rescheduled from Jan. 22

1985-86 | 37-37-6, 5th PLACE

ADAMS DIVISION

Oct. 10	Hartford	4-5	L
Oct. 12	@ Minnesota	6-2	W
Oct. 14	Detroit	6-1	W
Oct. 16	@ Montreal	6-0	W
Oct. 18	Washington	1-4	L
Oct. 19	@ Washington	2-2	T
Oct. 23	Montreal	4-5	L
Oct. 25	Vancouver	5-4	W
Oct. 27	Minnesota	3-2	W
Oct. 30	@ Calgary	2-4	L
Nov. 1	@ Edmonton	2-0	W
Nov. 2	@ Vancouver	2-6	L
Nov. 6	Winnipeg	7-3	W
Nov. 8	St. Louis	5-4	W
Nov. 10	Calgary	5-1	W
Nov. 13	Boston	6-4	W
Nov. 16	@ Quebec	1-3	L
Nov. 17	Toronto	3-5	L
Nov. 19	@ Hartford	2-0	W
Nov. 22	Quebec	7-5	W
Nov. 25	Minnesota	3-4	L
Nov. 27	@ Detroit	1-4	L
Nov. 29	Montreal	2-5	L
Nov. 30	@ Toronto	2-3	L*
Dec. 4	@ St. Louis	6-3	W
Dec. 6	Pittsburgh	1-3	L
Dec. 8	@ Boston	3-3	T
Dec. 10	@ Quebec	3-7	L
Dec. 13	Hartford	4-6	L
Dec. 15	Quebec	6-2	W
Dec. 17	@ NY Islanders	3-7	L
Dec. 18	@ NY Rangers	5-4	W
Dec. 21	@ Montreal	1-3	L
Dec. 22	Boston	5-3	W
Dec. 26	NY Rangers	6-1	W
Dec. 29	NY Islanders	4-3	W
Dec. 31	Boston	6-6	T
Jan. 2	@ Detroit	2-2	T
Jan. 4	@ Boston	0-4	L
Jan. 5	Los Angeles	2-3	L

Jan. 10	Toronto	9-7	W
Jan. 11	@ Pittsburgh	3-3	T
Jan. 15	@ Chicago	2-4	L
Jan. 17	Montreal	5-4	W*
Jan. 19	@ New Jersey	6-3	W
Jan. 22	Winnipeg	6-3	W
Jan. 24	Chicago	3-5	L
Jan. 25	@ Quebec	3-4	L
Jan. 27	@ Montreal	1-4	L
Jan. 29	@ Winnipeg	3-5	L
Jan. 31	NY Rangers	5-3	W
Feb. 2	Quebec	5-3	W
Feb. 6	@ Boston	8-6	W
Feb. 8	@ Hartford	4-2	W
Feb. 9	Edmonton	4-2	W
Feb. 12	Philadelphia	0-4	L
Feb. 14	@ Calgary	3-3	T
Feb. 16	@ Edmonton	5-7	L
Feb. 19	Hartford	4-6	L
Feb. 21	NY Islanders	5-1	W
Feb. 23	Washington	4-1	W
Feb. 26	@ Pittsburgh	2-5	L
Feb. 28	Quebec	2-6	L
Mar. 1	@ Quebec	8-4	W
Mar. 4	@ Philadelphia	6-4	W
Mar. 5	@ Hartford	1-5	L
Mar. 7	Hartford	2-6	L
Mar. 9	New Jersey	4-3	W
Mar. 11	@ St. Louis	2-3	L*
Mar. 12	@ Chicago	7-6	W
Mar. 15	@ Los Angeles	3-5	L
Mar. 19	@ Vancouver	4-3	W
Mar. 21	New Jersey	3-6	L
Mar. 23	Los Angeles	6-1	W
Mar. 27	@ Philadelphia	1-0	W
Mar. 29	@ Boston	1-2	L
Mar. 30	Boston	3-5	L
Apr. 1	@ Hartford	3-5	L
Apr. 4	Montreal	4-2	W
Apr. 5	@ Montreal	2-4	L

* - overtime decision

1984-85 REGULAR-SEASON SCORING

NO.	PLAYER	GP	G	A	PTS	+/-	PIM	PP	SH	GW	GT	SHOTS	S%
11	Gilbert Perreault	78	30	53	83	8	42	10	1	1	0	172	17.4
6	Phil Housley	73	16	53	69	15	28	3	0	4	0	189	8.5
25	Dave Andreychuk	64	31	30	61	-5	54	14	0	2	1	153	20.3
17	Mike Foligno	77	27	29	56	17	152	6	0	6	2	167	16.2
7	John Tucker*	64	22	27	49	7	21	11	0	3	0	112	19.6
9	Gilles Hamel	80	18	30	48	-2	36	5	3	4	2	163	11.0
18	Paul Cyr	71	22	24	46	-6	63	5	0	1	2	170	12.9
12	Sean McKenna	65	20	16	36	-5	41	2	0	0	0	110	18.2
20	Brent Peterson	74	12	22	34	18	47	2	1	2	0	101	11.9
10	Craig Ramsay	79	12	21	33	17	16	0	0	1	0	73	16.4
16	Ric Seiling	73	16	15	31	28	86	2	3	3	0	118	13.6
5	Mike Ramsey	79	8	22	30	102	3	0	2	0	0	161	5.0
29	Mal Davis	47	17	9	26	1	26	5	0	5	0	63	27.0
22	Lindy Ruff	39	13	11	24	0	47	2	0	2	0	71	18.3
3	Hannu Virta	51	1	23	24	-1	16	0	0	0	0	56	1.8
26	Dave Maloney	52	1	21	22	20	41	0	0	0	0	37	2.7
24	Bill Hajt	57	5	13	18	32	14	1	1	0	1	53	9.4
27	Larry Playfair	72	3	14	17	-3	157	0	0	1	0	64	4.7
15	Adam Creighton*	30	2	8	10	-7	33	1	0	0	0	20	10.0
23	Gates Orlando*	11	3	6	9	3	6	1	0	0	0	22	13.6
31	Dave Fenyyes	60	1	8	9	0	27	0	0	0	0	50	2.0
4	Jerry Korab	25	1	6	7	-8	29	0	0	1	0	30	3.3
32	Norm Lacombe*	30	2	4	6	-3	25	0	0	0	0	30	6.7
4	Timo Jutila*	10	1	5	6	-5	13	1	0	0	0	28	3.6
30	Tom Barrasso	54	0	6	6	0	41	0	0	0	0	0	0.0
19	Jim Wiemer	10	3	2	5	-5	4	2	0	0	0	21	14.3
26	Steve Patrick	14	2	2	4	-2	4	0	0	0	0	11	18.2
13	Jim Schoenfeld	34	0	3	3	0	28	0	0	0	0	37	0.0
8	Bob Mongrain	8	1	1	2	1	0	0	0	0	0	10	10.0
14	Mike Moller	5	0	2	2	0	0	0	0	0	0	5	0.0
1	Jacques Cloutier	1	0	1	1	0	0	0	0	0	0	0	0.0
28	Bob Sauve	27	0	1	1	0	4	0	0	0	0	0	0.0
21	Claude Verret*	3	0	0	0	-2	0	0	0	0	0	5	0.0
8	Real Cloutier	5	0	0	0	-2	0	0	0	0	0	7	0.0
NO. GOALTENDER	GP	MIN	GAA	W	L	T	EN	SO	GA	SA	SV%		
30	Tom Barrasso	54	3235:44	2.67	25	18	10	4	5	144	1279	.887	
28	Bob Sauve	27	1559:16	3.23	13	10	3	1	0	84	580	.855	
1	Jacques Cloutier	1	65:00	3.69	0	0	1	0	0	4	37	.892	
GOALTENDER TOTALS		4860:00	2.86	38	28	14	5	5	232	1896	.878		

* - rookie

1985-86 REGULAR-SEASON SCORING

NO.	PLAYER	GP	G	A	PTS	+/-	PIM	PP	SH	GW	GT	SHOTS	S%
25	Dave Andreychuk	80	36	51	87	3	61	12	0	3	0	226	15.9
17	Mike Foligno	79	41	39	80	27	168	7	1	4	0	222	18.5
7	John Tucker	75	31	34	65	1	39	8	0	3	0	146	21.2
6	Phil Housley	79	15	47	62	-10	54	7	0	2	0	180	8.3
11	Gilbert Perreault	72	21	39	60	-10	28	5	1	3	0	164	12.8
18	Paul Cyr	71	20	31	51	3	120	4	1	2	0	151	13.2
9	Gilles Hamel	77	19	25	44	-26	61	4	3	4	0	158	12.0
22	Lindy Ruff	54	20	12	32	8	158	5	1	4	0	131	15.3
5	Mike Ramsey	76	7	21	28	4	117	1	0	1	1	154	4.5
3	Hannu Virta	47	5	23	28	2	16	1	0	0	0	81	6.2
23	Gates Orlando*	61	13	12	25	-6	29	1	2	1	0	70	18.6
16	Ric Seiling	69	12	13	25	-5	74	0	0	1	0	85	14.1
4	Steve Dykstra*	65	4	21	25	-1	108	1	1	0	0	70	5.7
15	Doug Smith	30	10	11	21	2	73	3	1	3	0	72	13.9
12	Sean McKenna	45	6	12	18	-9	28	1	0	2	0	83	7.2
24	Bill Hajt	58	1	16	17	17	25	0	0	0	0	44	2.3
32	Norm Lacombe	25	6	7	13	7	13	3	0	2	0	38	15.8
26	Pat Hughes	50	4	9	13	-5	25	0	0	0	0	51	7.8
14	Mikael Anders												



YEAR-BY-YEAR RESULTS RECORD BOOK

2020 - 2021

1986-87 28-44-8, 5th PLACE			ADAMS DIVISION			1987-88 37-32-11, 3rd PLACE			ADAMS DIVISION		
Oct. 9	@ Winnipeg	2-3 L	Jan. 8	@ Minnesota	4-5 L*	Oct. 8	Minnesota	2-2 T	Jan. 8	Hartford	3-1 W
Oct. 11	@ Toronto	5-5 T	Jan. 10	@ Los Angeles	8-5 W	Oct. 10	@ Montreal	3-6 L	Jan. 10	NY Rangers	4-3 W
Oct. 12	Calgary	2-4 L	Jan. 14	Montreal	3-3 T	Oct. 11	Washington	6-5 W	Jan. 12	@ St. Louis	4-2 W
Oct. 15	Montreal	0-0 T	Jan. 17	@ Montreal	2-4 L	Oct. 13	@ Pittsburgh	3-8 L	Jan. 14	@ Philadelphia	1-3 L
Oct. 17	Pittsburgh	3-7 L	Jan. 18	Edmonton	6-5 W*	Oct. 16	Quebec	2-2 T	Jan. 16	@ Boston	1-5 L
Oct. 18	@ Washington	4-2 W	Jan. 20	@ Minnesota	0-5 L	Oct. 17	@ Quebec	6-3 W	Jan. 17	NY Islanders	5-2 W
Oct. 22	@ Pittsburgh	4-5 L*	Jan. 23	Washington	2-3 L	Oct. 21	Hartford	3-5 L	Jan. 20	Boston	5-3 W
Oct. 24	Hartford	4-5 L	Jan. 24	@ Washington	6-3 W	Oct. 23	Montreal	5-3 W	Jan. 22	New Jersey	7-3 W
Oct. 25	@ Hartford	2-3 L	Jan. 26	@ Boston	2-6 L	Oct. 24	@ Pittsburgh	3-5 L	Jan. 23	@ Washington	3-3 T
Oct. 29	@ Montreal	2-5 L	Jan. 28	Philadelphia	4-7 L	Oct. 28	@ Hartford	2-2 T	Jan. 25	@ New Jersey	5-2 W
Nov. 1	@ New Jersey	3-1 W	Jan. 30	Quebec	3-1 W	Oct. 30	Los Angeles	5-1 W	Jan. 27	Montreal	1-4 L
Nov. 2	@ Boston	7-1 W	Feb. 1	Detroit	6-1 W	Nov. 1	Chicago	5-3 W	Jan. 29	NY Islanders	2-5 L
Nov. 5	Boston	8-3 W	Feb. 4	@ Hartford	3-1 W	Nov. 4	@ Los Angeles	5-4 W	Jan. 31	Winnipeg	4-4 T
Nov. 7	Vancouver	6-7 L	Feb. 7	@ Quebec	2-5 L	Nov. 7	@ Edmonton	0-5 L	Feb. 2	@ Quebec	6-3 W
Nov. 9	NY Islanders	3-4 L	Feb. 8	Chicago	7-4 W	Nov. 8	@ Calgary	6-3 W	Feb. 5	Toronto	5-2 W
Nov. 12	@ NY Rangers	1-2 L*	Feb. 14	@ NY Islanders	5-1 W	Nov. 11	@ Vancouver	4-4 T	Feb. 6	@ NY Islanders	4-6 L
Nov. 15	@ Montreal	2-4 L	Feb. 18	Boston	4-3 W	Nov. 13	Minnesota	4-5 L	Feb. 12	@ Winnipeg	5-7 L
Nov. 19	Boston	4-4 T	Feb. 20	@ NY Rangers	6-3 W	Nov. 15	Toronto	5-4 W	Feb. 14	@ Chicago	3-4 L*
Nov. 21	Quebec	1-6 L	Feb. 22	Hartford	5-3 W	Nov. 18	@ Hartford	1-9 L	Feb. 16	@ St. Louis	3-0 W
Nov. 22	@ Quebec	1-3 L	Feb. 24	NY Rangers	3-6 L	Nov. 20	Washington	5-3 W	Feb. 19	Philadelphia	4-5 L
Nov. 26	@ Hartford	0-3 L	Feb. 26	St. Louis	4-3 W	Nov. 22	Los Angeles	5-8 L	Feb. 21	Quebec	5-6 L
Nov. 28	Boston	4-3 W	Feb. 28	@ Boston	1-5 L	Nov. 25	@ Philadelphia	2-5 L	Feb. 25	St. Louis	5-2 W
Nov. 29	@ Boston	2-6 L	Mar. 1	Vancouver	2-4 L	Nov. 27	Hartford	2-4 L	Feb. 27	@ Hartford	4-3 W
Dec. 2	Minnesota	4-5 L	Mar. 3	@ Philadelphia	2-4 L	Nov. 29	Edmonton	2-5 L	Feb. 28	Winnipeg	5-3 W
Dec. 5	St. Louis	5-6 L	Mar. 5	New Jersey	6-4 W	Dec. 3	Quebec	6-3 W	Mar. 1	@ Detroit	0-4 L
Dec. 6	@ New Jersey	3-4 L	Mar. 7	@ Quebec	5-5 T	Dec. 5	@ Hartford	1-2 L	Mar. 4	NY Rangers	6-3 W
Dec. 9	@ Detroit	5-5 T	Mar. 8	Quebec	5-1 W	Dec. 6	Vancouver	1-5 L	Mar. 6	Boston	3-0 W
Dec. 10	@ Chicago	3-6 L	Mar. 11	@ Los Angeles	3-2 W	Dec. 9	@ Chicago	6-2 W	Mar. 9	@ Minnesota	6-2 W
Dec. 13	@ Quebec	0-7 L	Mar. 13	@ Vancouver	4-6 L	Dec. 12	@ Boston	3-3 T	Mar. 12	@ Calgary	4-10 L
Dec. 14	Hartford	4-3 W	Mar. 14	@ Edmonton	3-5 L	Dec. 13	Calgary	1-7 L	Mar. 13	@ Vancouver	7-5 W
Dec. 17	@ Hartford	3-4 L	Mar. 17	@ Calgary	2-6 L	Dec. 18	Montreal	2-2 T	Mar. 15	@ Edmonton	4-6 L
Dec. 19	Montreal	3-2 W	Mar. 20	Montreal	2-3 L	Dec. 19	@ Montreal	2-1 W	Mar. 19	@ Boston	4-3 W
Dec. 20	@ Toronto	4-5 L*	Mar. 22	Detroit	3-2 W	Dec. 22	@ Boston	0-9 L	Mar. 20	Boston	2-6 L
Dec. 23	Philadelphia	2-1 W	Mar. 24	Toronto	5-6 L	Dec. 23	@ Detroit	5-2 W	Mar. 22	@ NY Rangers	3-2 W
Dec. 26	Pittsburgh	3-3 T	Mar. 26	Los Angeles	3-5 L	Dec. 27	Pittsburgh	3-3 T	Mar. 25	New Jersey	2-2 T
Dec. 28	Calgary	1-4 L	Mar. 28	@ Montreal	3-6 L	Dec. 29	@ Quebec	1-5 L	Mar. 27	Detroit	3-5 L
Dec. 31	Chicago	5-2 W	Mar. 29	Edmonton	2-3 L	Dec. 31	Boston	0-2 L	Mar. 29	@ Quebec	3-1 W
Jan. 2	Winnipeg	3-6 L	Apr. 2	@ St. Louis	3-5 L	Jan. 2	@ Toronto	6-4 W	Mar. 31	Hartford	3-2 W
Jan. 4	Quebec	7-2 W	Apr. 4	@ NY Islanders	6-6 T	Jan. 3	Quebec	2-1 W	Apr. 2	@ Montreal	4-9 L
Jan. 7	@ Winnipeg	4-2 W	Apr. 5	Hartford	6-0 W	Jan. 6	@ Montreal	6-5 W	Apr. 3	Montreal	4-4 T

* - overtime decision

* - overtime decision

1986-87 REGULAR-SEASON SCORING													1987-88 REGULAR-SEASON SCORING														
NO.	PLAYER	GP	G	A	PTS	+/-	PIM	PP	SH	GW	GT	SHOTS	S%	NO.	PLAYER	GP	G	A	PTS	+/-	PIM	PP	SH	GW	GT	SHOTS	S%
25	Dave Andreychuk	77	25	48	73	-1	44	13	0	2	1	254	9.8	25	Dave Andreychuk	80	30	48	78	1	112	15	0	5	0	253	11.9
6	Phil Housley	78	21	46	67	1	57	8	1	2	0	200	10.5	21	Christian Ruutu	73	26	45	71	-3	85	8	1	4	0	185	14.1
21	Christian Ruutu*	76	22	43	65	10	62	3	1	1	1	168	13.1	6	Phil Housley	74	29	37	66	-17	96	6	0	1	1	231	12.6
17	Mike Foligno	75	30	29	59	13	176	11	1	5	0	185	16.2	23	Ray Sheppard*	74	38	27	65	-6	14	15	0	5	2	173	22.0
7	John Tucker	54	17	34	51	-4	21	4	0	0	1	104	16.3	17	Mike Foligno	74	29	28	57	-11	220	10	0	7	1	159	18.2
38	Adam Creighton	56	18	22	40	5	26	6	0	3	0	109	16.5	77	Pierre Turgeon*	76	14	28	42	-8	34	8	0	3	0	101	13.9
15	Doug Smith	62	16	24	40	-19	106	7	0	2	0	158	10.1	3	Calie Johansson*	71	4	38	42	12	37	2	0	0	0	93	4.3
5	Mike Ramsey	80	8	31	39	0	109	2	1	0	0	156	5.1	9	Scott Arniel	73	17	23	40	8	61	0	3	2	0	111	15.3
27	Wilf Paiement	56	20	17	37	3	108	2	0	3	0	117	17.1	7	John Tucker	45	19	19	38	4	20	6	0	0	1	93	20.4
18	Paul Cyr	73	11	16	27	-15	122	0	0	1	0	131	8.4	15	Doug Smith	70	9	19	28	-10	117	1	0	0	0	136	6.6
39	Clark Gillies	61	10	17	27	0	83	1	0	2	0	106	9.4	38	Adam Creighton	36	10	17	27	7	87	4	0	1	0	61	16.4
9	Scott Arniel	63	11	14	25	-1	59	0	0	3	0	90	12.2	22	Lindy Ruff	77	2	23	25	-9	179	0	0	0	0	106	1.9
28	Tom Kurvers	55	6	17	23	-13	24	1	0	1	0	71	8.5	14	Mikael Andersson	37	3	20	23	7	10	0	1	1	0	34	8.8
22	Lindy Ruff	50	6	14	20	-14	74	0	1	1	0	95	6.3	5	Mike Ramsey	63	5	16	21	6	77	1	0	0	0	94	5.3
12	Ken Priestlay*	34	11	6	17	3	8	3	0	0	0	49	22.4	65	Mark Napier	47	10	8	18	-3	8	0	1	2	0	81	12.3
11	Gilbert Perreault	20	9	7	16	-2	6	1	0	1	0	35	25.7	12	Ken Priestlay	33	5	12	17	-4	35	1	1	0	0	63	7.9
34	Jim Korn	52	4	10	14	-3	158	0	0	0	0	35	11.4	16	Mike Donnelly*	40	6	8	14	-1	44	0	0	0	0	69	8.7
37	Shawn Anderson*	41	2	11	13	3	23	0	0	0	0	26	7.7	40	Uwe Krupp	75	2	9	11	-1	151	0	0	0	0	84	2.4
32	Norm Lacombe	39	4	7	11	-10	8	1	0	0	1	48	8.3	19	Kevin Maguire*	46	4	6	10	-1	162	0	0	0	0	25	16.0
26	Bob Logan*	22	7	3	10	5	0	1	0	0	0	22	31.8	90	Clark Gillies	25	5	2	7	1	51	0	0	1	0	23	21.7
65	Mark Napier	15	5	5	10	-5	0	1	0	0	0	40	12.5	36	Jan Ludvig	13	1	6	7	1	65	0	0	0	0	13	7.7
23	Gates Orlando	27	2	8	10	-6	16	0	0	0	0	24	8.3	26	Bob Logan*	16	3	2	5	1	0	1	0	1	0	15	20.0
31	Joe Reekie*	56	1	8	9	6	82	0	0	0	0	56	1.8	27	Joe Reekie	30	1	4	5	-3	68	0	0	0	0	23	4.3
29	Jeff Parker*	15	3	3	6	0	7	0	0	0	0	10	30.0	20	Mike Hartman*	18	3	1	4	-3	30	0	0	1	0	24	12.5
20	Mike Hartman*	17	3	3	6	2	69	0	0	0	0	19	15.8	40	Uwe Krupp*	26	1	4	5	-9	23	0	0	0	0	29	3.4
20	Don Lever	10	3	2	5	-3	4	3	0	1	0	8	37.5	16	Paul Brydges*	15	2	2	4	4	6	0	0	0	0	8	25.0
40	Uwe Krupp*	26	1	4	5	-9	23	0	0	0	0	34	2.9	29	Mark Ferner*	13	0	3	3	2	9	0	0	0	0	5	0.0
16	Paul Brydges*	15	2	2	4	4	6	0	0	0	0	8	25.0	14	Mikael Andersson	16	0	3	3	-2	0	0	0	0	0	6	0.0
29	Mark Ferner*	13	0	3	3	2	9	0	0	0	0	5	0.0	19	Bob Halkidis	6	1	1	2	3	19	0	0	0	0	4	25.0
19	Bob Halkidis	6	1	1	2	3	19	0	0	0	0	4	25.0	26	Phil Russell	6	0	2	2	0	12	0	0	0	0	2	0.0
26	Phil Russell	6	0	2	2	0	12	0	0	0	0	2	0.0	33	Lee Fogolin	9	0	2	2	-2	8	0	0	0	0	5	0.0
33	Lee Fogolin	9	0	2	2	-2	8	0	0	0	0	5	0.0	24	Bill Hajt	23	0	2	2	0	4	0	0	0	0	11	0.0
1	Jacques Cloutier	40	0	2	2	0	10	0	0	0	0	0	0.0	1	Jacques Cloutier	40	0	2	2	0	10	0	0	0	0	0	0.0
8	Dave Fenyves	7	1	0	1	-2	0	0	0	0	0	3	33.3	8	Dave Fenyves	7	1	0	1	-2	0	0	0	0	0	3	33.3
3	Richie Dunn	2	0	1	1	2	2	0	0	0	0	1	0.0	3	Richie Dunn	2	0	1	1	2	2	0	0	0	0	1	0.0
4	Steve Dykstra	37	0	1	1	-8	179	0	0	0	0	21	0.0	4	Steve Dykstra	37	0	1	1	-8	179	0	0	0	0	21	0.0
30	Tom Barrasso	46	0	1	1	0	22	0	0	0	0	0	0.0	8	Richard Hajdu*	2	0	0	0	1	0	0	0	0	0	1	0.0



YEAR-BY-YEAR RESULTS RECORD BOOK

2020 - 2021

1988-89 | 38-35-7, 3rd PLACE

Oct. 6	Montreal	3-2	W
Oct. 8	@ Washington	2-6	L
Oct. 9	@ Philadelphia	3-4	L*
Oct. 12	Pittsburgh	8-5	W
Oct. 14	@ Quebec	5-4	W
Oct. 16	Quebec	3-5	L
Oct. 19	@ Toronto	2-4	L
Oct. 21	Montreal	5-3	W
Oct. 22	@ Montreal	3-4	L
Oct. 25	@ New Jersey	7-4	W
Oct. 26	Hartford	1-7	L
Oct. 29	@ Boston	3-3	T
Oct. 30	Boston	3-3	T
Nov. 2	NY Rangers	6-4	W
Nov. 4	@ Edmonton	3-7	L
Nov. 5	@ Calgary	0-9	L
Nov. 9	Calgary	3-2	W
Nov. 12	@ NY Islanders	3-0	W
Nov. 13	Edmonton	4-5	L*
Nov. 16	@ Chicago	2-3	L
Nov. 19	@ Los Angeles	4-5	L
Nov. 22	@ Vancouver	2-4	L
Nov. 25	Chicago	5-4	W*
Nov. 27	Philadelphia	7-3	W
Nov. 30	Quebec	6-2	W
Dec. 2	Hartford	1-6	L
Dec. 3	@ Montreal	2-3	L*
Dec. 6	@ Hartford	0-9	L
Dec. 8	@ Boston	4-2	W
Dec. 11	Washington	4-6	L
Dec. 14	@ Winnipeg	3-4	L
Dec. 15	@ Minnesota	2-2	T
Dec. 19	Edmonton	5-5	T
Dec. 21	@ NY Rangers	5-2	W
Dec. 23	Toronto	5-2	W
Dec. 26	Boston	2-1	W
Dec. 28	Detroit	4-1	W
Dec. 30	@ Washington	3-5	L
Dec. 31	Philadelphia	2-3	L
Jan. 4	Hartford	4-5	L*

ADAMS DIVISION

Jan. 6	@ New Jersey	4-5	L
Jan. 7	@ Toronto	6-1	W
Jan. 12	Chicago	6-5	W
Jan. 14	@ Quebec	1-1	T
Jan. 15	Calgary	3-2	W
Jan. 18	Minnesota	3-3	T
Jan. 21	@ Boston	6-5	W*
Jan. 22	Boston	6-4	W
Jan. 25	@ Detroit	6-3	W
Jan. 27	Montreal	4-2	W
Jan. 28	@ Montreal	1-2	L
Jan. 31	@ Hartford	5-3	W
Feb. 2	@ St. Louis	3-7	L
Feb. 4	@ Los Angeles	3-5	L
Feb. 9	@ Hartford	2-5	L
Feb. 10	Vancouver	4-5	L
Feb. 12	St. Louis	5-2	W
Feb. 14	@ Pittsburgh	3-7	L
Feb. 15	New Jersey	5-3	W
Feb. 17	Pittsburgh	5-1	W
Feb. 19	Detroit	8-4	W
Feb. 22	NY Islanders	7-5	W
Feb. 24	Winnipeg	5-4	W
Feb. 25	@ Montreal	1-6	L
Mar. 1	Los Angeles	4-5	L
Mar. 4	@ Quebec	2-6	L
Mar. 5	Quebec	2-8	L
Mar. 8	@ NY Rangers	2-0	W
Mar. 11	@ Boston	6-6	T
Mar. 12	Boston	3-2	W
Mar. 16	@ Hartford	6-1	W
Mar. 18	@ Minnesota	0-3	L
Mar. 20	@ Winnipeg	4-1	W
Mar. 22	St. Louis	1-2	L
Mar. 24	Vancouver	5-2	W
Mar. 25	@ Quebec	1-4	L
Mar. 28	Hartford	4-2	W
Mar. 30	Montreal	2-4	L
Apr. 1	@ NY Islanders	4-3	W
Apr. 2	Quebec	4-2	W

1989-90 | 45-27-8, 2nd PLACE

Oct. 5	Quebec	4-3	W
Oct. 7	@ Montreal	1-5	L
Oct. 8	Minnesota	2-2	T
Oct. 11	@ Toronto	7-1	W
Oct. 13	Hartford	4-1	W
Oct. 14	@ Detroit	2-6	L
Oct. 18	@ Hartford	1-2	L
Oct. 20	Montreal	6-2	W
Oct. 21	@ Pittsburgh	4-2	W
Oct. 25	@ Minnesota	2-4	L
Oct. 27	Toronto	6-5	W*
Oct. 29	Boston	4-3	W
Nov. 2	@ Montreal	4-3	W
Nov. 4	@ Boston	3-3	T
Nov. 5	Los Angeles	5-3	W
Nov. 8	@ Hartford	6-3	W
Nov. 10	Vancouver	4-2	W
Nov. 12	Edmonton	6-5	W
Nov. 16	@ Calgary	4-4	T
Nov. 17	@ Edmonton	0-3	L
Nov. 19	@ Vancouver	2-2	T
Nov. 22	NY Rangers	4-1	W
Nov. 25	@ Quebec	3-2	W
Nov. 26	Hartford	4-2	W
Nov. 28	@ Hartford	4-2	W
Nov. 30	@ Boston	1-5	L
Dec. 1	New Jersey	6-4	W
Dec. 3	St. Louis	4-3	W
Dec. 5	@ NY Islanders	0-3	L
Dec. 7	@ Philadelphia	3-4	L*
Dec. 10	Washington	4-3	W
Dec. 13	Boston	2-4	L
Dec. 16	@ Boston	3-1	W
Dec. 17	Philadelphia	4-3	W
Dec. 20	@ NY Rangers	2-2	T
Dec. 22	Montreal	2-2	T
Dec. 23	@ Quebec	6-5	W
Dec. 26	Detroit	6-3	W
Dec. 29	Boston	3-4	L*
Dec. 31	NY Islanders	2-4	L

ADAMS DIVISION

Jan. 2	@ New Jersey	3-5	L
Jan. 6	@ Montreal	3-6	L
Jan. 7	Boston	1-2	L
Jan. 11	@ Calgary	3-5	L
Jan. 13	@ Vancouver	5-3	W
Jan. 16	@ Los Angeles	4-2	W
Jan. 19	Washington	3-6	L
Jan. 23	@ Philadelphia	3-2	W
Jan. 24	@ Chicago	3-2	W
Jan. 26	Chicago	2-4	L
Jan. 28	Pittsburgh	7-2	W
Jan. 30	@ Quebec	5-2	W
Jan. 31	Quebec	6-3	W
Feb. 3	@ Montreal	0-1	L
Feb. 4	NY Islanders	0-1	L
Feb. 7	Montreal	3-1	W
Feb. 9	NY Rangers	3-2	W
Feb. 11	@ St. Louis	2-4	L
Feb. 13	@ Chicago	1-4	L
Feb. 16	Montreal	5-3	W
Feb. 18	Hartford	4-6	L
Feb. 20	@ Winnipeg	4-3	W*
Feb. 21	@ Edmonton	3-7	L
Feb. 23	Hartford	7-3	W
Feb. 25	Winnipeg	3-1	W
Feb. 27	@ St. Louis	1-4	L
Mar. 3	@ Quebec	3-3	T
Mar. 4	Quebec	5-3	W
Mar. 6	@ Washington	1-1	T
Mar. 8	@ Boston	10-4	W
Mar. 10	@ Hartford	5-0	W
Mar. 14	Los Angeles	5-6	L*
Mar. 16	Toronto	3-4	L
Mar. 18	Winnipeg	4-3	W*
Mar. 21	Calgary	5-4	W
Mar. 25	New Jersey	3-4	L
Mar. 27	@ Detroit	6-5	W
Mar. 29	Minnesota	4-2	W
Mar. 31	@ Pittsburgh	3-2	W*
Apr. 1	Quebec	5-2	W

* - overtime decision

* - overtime decision

1988-89 REGULAR-SEASON SCORING

NO.	PLAYER	GP	G	A	PTS	+/-	PIM	PP	SH	GW	GT	SHOTS	S%
77	Pierre Turgeon	80	34	54	88	-3	26	19	0	5	0	182	18.7
6	Phil Housley	72	26	44	70	6	47	5	0	3	0	178	14.6
21	Christian Ruuttu	67	14	46	60	13	98	5	0	1	0	149	9.4
25	Dave Andreychuk	56	28	24	52	1	40	7	0	3	0	145	19.3
17	Mike Foligno	75	27	42	49	-7	156	11	0	5	1	144	18.8
8	Doug Bodger	61	7	40	47	9	52	6	0	1	0	134	5.2
33	Benoit Hogue*	69	14	30	44	-4	120	1	2	0	0	114	12.3
7	John Tucker	60	13	31	44	-4	31	3	0	1	0	94	13.8
23	Ray Sheppard	67	22	21	43	-7	15	7	0	4	1	147	15.0
9	Scott Arniel	80	18	23	41	10	46	0	2	3	1	122	14.8
22	Rick Vaive	28	19	13	32	7	64	7	0	3	0	81	23.5
65	Mark Napier	66	11	17	28	-4	33	0	2	1	0	92	12.0
29	Jeff Parker*	57	9	9	18	3	82	0	0	2	0	78	11.5
19	Kevin Maguire	60	8	10	18	9	241	0	0	2	0	35	22.9
4	Uwe Krupp	70	5	13	18	0	55	0	1	0	0	51	9.8
20	Mike Hartman	70	8	9	17	8	316	1	0	0	0	91	8.8
38	Adam Creighton	24	7	10	17	-5	44	3	0	1	0	42	16.7
22	Lindy Ruff	63	6	11	17	-17	86	0	0	0	0	69	8.7
5	Mike Ramsey	56	2	14	16	5	84	0	0	1	0	63	3.2
3	Calle Johansson	47	2	11	13	-7	33	0	0	1	0	53	3.8
37	Shawn Anderson	33	2	10	12	3	18	2	0	0	0	26	7.7
16	Mike Donnelly	22	4	6	10	-1	10	0	0	0	0	25	16.0
3	Grant Ledyard	13	1	5	6	1	8	0	0	1	0	25	4.0
55	Joe Reekie	15	1	3	4	6	26	1	0	0	0	14	7.1
31	Daren Poppa	37	0	4	4	0	12	0	0	0	0	0	0.0
30	Tom Barrasso	10	0	3	3	0	21	0	0	0	0	0	0.0
27	Larry Playfair	42	0	3	3	-10	110	0	0	0	0	6	0.0
56	Ken Priestley	15	2	0	2	-8	2	0	0	0	0	20	10.0
32	Scott Metcalfe*	9	1	1	2	-1	13	0	0	0	0	11	9.1
36	Jan Ludvig	13	0	2	2	-1	39	0	0	0	0	11	0.0
1	Jacques Cloutier	36	0	2	2	0	6	0	0	0	0	0	0.0
26	Richie Dunn	4	0	1	1	-1	2	0	0	0	0	2	0.0
14	Mikael Andersson	14	0	1	1	-1	4	0	0	0	0	12	0.0
18	Bob Halkidis	16	0	1	1	-1	66	0	0	0	0	9	0.0
39	Trent Kaese*	1	0	0	0	0	0	0	0	0	0	5	0.0
34	Darren Eliot	2	0	0	0	0	0	0	0	0	0	0	0.0
28	Mark Ferner*	2	0	0	0	-2	2	0	0	0	0	0	0.0
26	Darrin Shannon*	3	0	0	0	-2	0	0	0	0	0	0	0.0
24	Steve Smith*	3	0	0	0	0	0	0	0	0	0	2	0.0
35	Darcy Wakaluk*	6	0	0	0	0	0	0	0	0	0	0	0.0
30	Clint Malarchuk	7	0	0	0	0	2	0	0	0	0	0	0.0
44	Brad Miller*	7	0	0	0	-1	6	0	0	0	0	0	0.0
NO.	GOALTENDER	GP	MIN	GAA	W	L	T	EN	SO	GA	SA	SV%	
31	Daren Poppa	37	1907:47	3.37	17	10	6	1	1	107	960	.889	
1	Jacques Cloutier	36	1785:59	3.63	15	14	0	1	0	108	856	.874	
30	Clint Malarchuk	7	325:45	2.39	3	1	1	0	1	13	142	.908	
30	Tom Barrasso	10	545:09	4.95	2	7	0	1	0	45	284	.842	
35	Darcy Wakaluk*	6	214:06	4.20	1	3	0	1	0	15	89	.831	
34	Darren Eliot	2	67:03	6.26	0	0	0	0	0	7	43	.837	
GOALTENDER TOTALS			4845:49	3.65	38	35	7	4	2	295	2374	.876	

* - rookie

1989-90 REGULAR-SEASON SCORING

NO.	PLAYER	GP	G	A	PTS	+/-	PIM	PP	SH	GW	GT	SHOTS	S%
77	Pierre Turgeon	80	40	66	106	10	29	17	1	10	1	193	20.7
25	Dave Andreychuk	73	40	42	82	6	42	18	0	3	0	206	19.4
6	Phil Housley	80	21	60	81	11	32	8	1	4	0	201	10.4
21	Christian Ruuttu	75	19	41	60	9	66	4	1	2	1	160	11.9
22	Rick Vaive	70	29	19	48	9	74	8	0	4	0	195	14.9
8	Doug Bodger	71	12	36	48	0	64	8	0	0	1	167	7.2
89	Alexander Mogilny*	65	15	28	43	8	16	4	0	2	1	130	11.5
17	Mike Foligno	61	15	25	40	13	99	3	0	1	1	107	14.0
9	Scott Arniel	79	18	14	32	4	77						



YEAR-BY-YEAR RESULTS RECORD BOOK

2020 - 2021

1990-91 | 31-30-19, 3rd PLACE

Oct. 4	Montreal	3-3	T
Oct. 6	@ Montreal	5-6	L
Oct. 10	@ Hartford	3-4	L
Oct. 12	Quebec	2-4	L
Oct. 13	@ Quebec	4-4	T
Oct. 17	Montreal	3-4	L
Oct. 19	Pittsburgh	4-4	T
Oct. 20	@ NY Islanders	3-1	W
Oct. 25	@ New Jersey	1-5	L
Oct. 27	@ Toronto	3-1	W
Oct. 28	Hartford	5-0	W
Oct. 31	Boston	3-3	T
Nov. 3	@ Boston	4-1	W
Nov. 4	Calgary	2-1	W
Nov. 7	@ NY Rangers	2-6	L
Nov. 9	Vancouver	7-1	W
Nov. 10	@ Washington	4-2	W
Nov. 14	@ Los Angeles	2-4	L
Nov. 16	@ Edmonton	2-4	L
Nov. 17	@ Calgary	3-3	T
Nov. 21	NY Rangers	5-5	T
Nov. 23	Edmonton	3-2	W*
Nov. 26	@ NY Rangers	0-5	L
Nov. 28	@ Montreal	2-1	W
Dec. 1	@ Quebec	2-4	L
Dec. 2	Detroit	3-3	T
Dec. 6	@ Philadelphia	4-3	W
Dec. 7	Hartford	3-4	L*
Dec. 9	Boston	2-3	L
Dec. 11	@ Detroit	3-8	L
Dec. 14	Pittsburgh	3-4	L
Dec. 16	St. Louis	3-5	L
Dec. 18	@ Hartford	4-3	W*
Dec. 20	@ Boston	1-4	L
Dec. 23	Quebec	10-3	W
Dec. 26	Boston	3-3	T
Dec. 28	Chicago	5-0	W
Dec. 29	@ New Jersey	4-4	T
Dec. 31	Philadelphia	5-2	W
Jan. 2	NY Islanders	5-4	W

ADAMS DIVISION

Jan. 4	Winnipeg	4-1	W
Jan. 8	@ Vancouver	3-3	T
Jan. 10	@ Los Angeles	2-5	L
Jan. 12	@ Minnesota	5-3	W
Jan. 14	@ Toronto	9-3	W
Jan. 16	Detroit	5-3	W
Jan. 22	Boston	6-4	W
Jan. 24	@ Chicago	5-4	W
Jan. 26	@ Montreal	1-4	L
Jan. 27	Calgary	4-5	L
Jan. 29	@ St. Louis	3-8	L
Jan. 31	Quebec	1-4	L
Feb. 3	Edmonton	2-3	L
Feb. 6	St. Louis	4-5	L*
Feb. 8	Los Angeles	4-4	T
Feb. 10	@ Winnipeg	2-0	W
Feb. 12	@ Quebec	4-4	T
Feb. 13	Minnesota	6-6	T
Feb. 15	Montreal	2-2	T
Feb. 17	Toronto	0-3	L
Feb. 19	@ Pittsburgh	3-6	L
Feb. 23	@ Hartford	5-4	W
Feb. 24	Hartford	5-5	T
Feb. 26	@ NY Islanders	1-1	T
Feb. 28	@ Quebec	5-1	W
Mar. 2	@ Boston	7-4	W
Mar. 6	New Jersey	3-3	T
Mar. 8	Chicago	3-5	L
Mar. 10	Vancouver	5-7	L
Mar. 12	@ Minnesota	2-5	L
Mar. 13	@ Winnipeg	6-2	W
Mar. 16	@ Montreal	4-6	L
Mar. 17	Hartford	6-1	W
Mar. 20	Montreal	3-2	W*
Mar. 23	@ Boston	3-6	L
Mar. 24	Philadelphia	6-2	W
Mar. 26	@ Washington	4-2	W
Mar. 28	Quebec	4-4	T
Mar. 30	@ Hartford	5-5	T
Mar. 31	Washington	5-2	W

1991-92 | 31-37-12, 3rd PLACE

Oct. 4	Pittsburgh	4-5	L
Oct. 5	@ Washington	1-3	L
Oct. 9	Boston	4-4	T
Oct. 12	@ Quebec	5-4	W
Oct. 13	Vancouver	1-3	L
Oct. 16	@ Montreal	1-5	L
Oct. 18	Montreal	3-1	W
Oct. 19	@ Hartford	1-4	L
Oct. 25	San Jose	3-1	W
Oct. 27	Hartford	5-1	W
Oct. 30	@ Detroit	1-3	L
Nov. 1	Montreal	1-5	L
Nov. 2	@ Montreal	0-5	L
Nov. 7	@ Philadelphia	2-5	L
Nov. 8	Philadelphia	4-3	W*
Nov. 12	@ San Jose	7-1	W
Nov. 14	@ Los Angeles	2-2	T
Nov. 16	@ Calgary	5-4	W
Nov. 20	Boston	3-1	W
Nov. 22	Chicago	2-0	W
Nov. 23	@ Boston	4-7	L
Nov. 27	Quebec	4-4	T
Nov. 29	NY Rangers	4-5	L*
Nov. 30	@ Quebec	3-4	L
Dec. 4	@ Winnipeg	4-5	L
Dec. 7	@ Hartford	6-6	T
Dec. 8	Calgary	2-4	L
Dec. 11	St. Louis	3-6	L
Dec. 13	Hartford	4-8	L
Dec. 14	@ Montreal	2-4	L
Dec. 18	@ Washington	2-2	T
Dec. 20	Edmonton	4-4	T
Dec. 21	@ Toronto	4-1	W
Dec. 23	@ Hartford	3-4	L
Dec. 27	Boston	8-1	W
Dec. 28	@ New Jersey	0-3	L
Dec. 31	St. Louis	4-3	W
Jan. 3	NY Islanders	5-2	W
Jan. 4	@ Boston	2-4	L
Jan. 7	@ Philadelphia	5-5	T

ADAMS DIVISION

Jan. 8	Quebec	4-2	W
Jan. 10	Edmonton	8-2	W
Jan. 12	NY Rangers	6-3	W
Jan. 14	@ NY Rangers	2-6	L
Jan. 15	@ New Jersey	8-8	T
Jan. 21	@ St. Louis	4-5	L
Jan. 23	@ Pittsburgh	5-4	W*
Jan. 25	@ Montreal	4-3	W
Jan. 26	Winnipeg	5-2	W
Jan. 29	@ Detroit	4-4	T
Jan. 31	Montreal	5-3	W
Feb. 1	@ Boston	2-2	T
Feb. 4	Washington	7-3	W
Feb. 7	Minnesota	0-2	L
Feb. 9	Los Angeles	4-5	L
Feb. 11	@ Hartford	1-5	L
Feb. 12	Detroit	4-9	L
Feb. 14	San Jose	7-6	W
Feb. 16	Hartford	5-4	W
Feb. 19	@ Vancouver	5-6	L
Feb. 23	@ Edmonton	2-5	L
Feb. 25	@ Calgary	3-3	W
Feb. 29	@ Pittsburgh	2-5	L
Mar. 1	Chicago	1-3	L
Mar. 3	@ Quebec	4-4	T
Mar. 6	New Jersey	5-4	W
Mar. 8	NY Islanders	2-6	L
Mar. 11	Boston	6-3	W
Mar. 14	@ NY Islanders	1-4	L
Mar. 15	Quebec	6-4	W
Mar. 17	@ Minnesota	1-3	L
Mar. 19	@ Los Angeles	8-2	W
Mar. 22	@ Chicago	6-2	W
Mar. 25	Toronto	5-2	W
Mar. 28	@ Boston	3-4	L*
Mar. 29	Hartford	2-2	T
Mar. 31	@ Minnesota	3-5	L
Apr. 12	Montreal	3-1	W
Apr. 14	@ Quebec	3-7	L
Apr. 15	Quebec	3-4	L

* - overtime decision

* - overtime decision

1990-91 REGULAR-SEASON SCORING

NO.	PLAYER	GP	G	A	PTS	+/-	PIM	PP	SH	GW	GT	SHOTS	S%
10	Dale Hawerchuk	80	31	58	89	2	32	12	0	1	1	194	16.0
77	Pierre Turgeon	78	32	47	79	14	26	13	2	3	0	174	18.4
25	Dave Andreychuk	80	36	33	69	11	32	13	0	4	3	234	15.4
89	Alexander Mogilny	62	30	34	64	14	16	3	3	5	0	201	14.9
22	Rick Vaive	71	25	27	52	11	74	9	0	3	1	155	16.1
21	Christian Ruutu	77	16	34	50	-6	96	2	3	1	1	155	10.3
33	Benoit Hogue	76	19	28	47	-8	74	1	0	2	2	134	14.2
4	Uwe Krupp	74	12	32	44	14	66	6	0	0	2	138	8.7
3	Grant Ledyard	60	8	23	31	13	46	2	1	1	1	118	6.8
8	Doug Bodger	58	5	23	28	-8	54	2	0	0	0	139	3.6
18	Dave Snuggerd	80	9	15	24	-13	32	0	4	2	0	128	7.0
42	Mikko Makela	60	15	7	22	-2	25	2	2	1	1	62	24.2
5	Mike Ramsey	71	6	14	20	14	46	0	0	1	0	87	6.9
32	Rob Ray	66	8	8	16	-11	350	0	0	1	0	54	14.8
16	Darrin Shannon*	34	8	6	14	-11	12	1	0	0	1	56	14.3
26	Dean Kennedy	64	4	8	12	5	119	0	0	2	0	46	8.7
20	Mike Hartman	60	9	2	11	-10	204	2	0	1	0	65	13.8
17	Mike Foligno	31	4	5	9	4	42	0	0	0	1	27	14.8
41	Ken Sutton*	15	3	6	9	2	13	2	0	0	0	26	11.5
7	Kevin Haller*	21	1	8	9	9	20	1	0	0	0	42	2.4
15	Lou Franceschetti	35	1	8	9	2	26	0	0	1	0	20	5.0
19	Tony Tanti	10	1	7	8	2	6	0	0	0	0	19	5.3
28	Donald Audette*	8	4	3	7	-1	4	2	0	1	0	17	23.5
7	John Tucker	18	1	3	4	0	4	0	0	0	0	16	6.3
30	Clint Malarchuk	37	0	4	4	0	19	0	0	0	0	0	0.0
31	Daren Pappa	38	0	4	4	0	6	0	0	0	0	0	0.0
12	Greg Paslawski	12	2	1	3	0	4	0	0	1	0	9	22.2
9	Greg Brown*	39	1	2	3	-20	35	0	0	0	0	26	3.8
24	Jay Wells	43	1	2	3	-18	86	0	0	0	0	36	2.8
37	Bill Houlder	7	0	2	2	-2	4	0	0	0	0	7	0.0
23	Jiri Sejba	11	0	2	2	-5	8	0	0	0	0	10	0.0
38	Joel Savage*	3	0	1	1	-2	0	0	0	0	0	2	0.0
39	Brian Curran	17	0	1	1	-3	43	0	0	0	0	7	0.0
34	Dave Littman*	1	0	0	0	0	0	0	0	0	0	0	0.0
46	Darcy Loewen*	6	0	0	0	-4	8	0	0	0	0	2	0.0
44	Brad Miller*	13	0	0	0	-1	67	0	0	0	0	4	0.0
35	Darcy Wakaluk*	16	0	0	0	0	2	0	0	0	0	0	0.0
31	Daren Pappa	38	2092:11	3.38	15	11	6	0	2	118	1029	.885	
30	Clint Malarchuk	37	2130:54	3.35	12	14	10	1	1	119	1090	.891	
35	Darcy Wakaluk*	16	629:47	3.33	4	5	3	2	0	35	292	.880	
34	Dave Littman*	1	35:42	5.04	0	0	0	0	0	3	18	.833	
GOALTENDER TOTALS			4888:34	3.38	31	30	19	3	3	275	2429	.887	

* - rookie

1991-92 REGULAR-SEASON SCORING

NO.	PLAYER	GP	G	A	PTS	+/-	PIM	PP	SH	GW	GT	SHOTS	S%
10	Dale Hawerchuk	77	23	75	98	-22	27	13	0	4	0	242	9.5
16	Pat LaFontaine	57	46	47	93	10	98	23	0	5	1	203	22.7
25	Dave Andreychuk	80	41	50	91	-9	71	28	0	2	2	337	12.2
89	Alexander Mogilny	67	39	45	84	7	73	15	0	2	0	236	16.5
28	Donald Audette	63	31	17	48	-1	75	5	0	6	1	153	20.3
8	Doug Bodger	73	11	35	46	1	108	4	0	1	0	180	6.1
15	Randy Wood	70	20	16	36	-9	65	7	1	3	0	185	10.8
19	Tony Tanti	70	15	16	31	-4	100	6	1	1	0	133	11.3
21	Christian Ruutu	70	4	21	25	-7	76	0	2	1	0	108	3.7
7	Kevin Haller	58	6	15	21	-13	75	2	0	1	0	76	7.9
3	Grant Ledyard	50	5	16	21	-4	45	0	0	0	0	87	5.7
41	Ken Sutton	64	2	18	20	5	71	0	0	0	0	81	2.5
18	Dave Snuggerd	55	3	15	18	-3	36	0	0	0	0	75	4.0
27	Brad May	69	11	6	17	-12	309	1	0	3	0	82	13.4
5	Mike Ramsey	66	3	14	17	8	67	0	0	1	0	55	5.5
17	Colin Patterson	52	4	8	12	-4	30	0	2	0	0	33	12.1



YEAR-BY-YEAR RESULTS RECORD BOOK

2020 - 2021

1992-93 | 38-36-10, 4th PLACE

Oct. 8	Quebec	4-5	L
Oct. 10	@ Hartford	5-2	W
Oct. 11	Montreal	8-2	W
Oct. 13	@ Pittsburgh	5-6	L
Oct. 16	Tampa Bay	5-4	W*
Oct. 17	@ Washington	4-6	L
Oct. 21	Chicago	4-1	W
Oct. 23	San Jose	5-4	W
Oct. 28	@ Toronto	4-4	T
Oct. 30	Ottawa	12-3	W
Oct. 31	@ Ottawa	2-2	T
Nov. 2	@ NY Rangers	6-7	L*
Nov. 5	@ San Jose	5-7	L
Nov. 7	@ Los Angeles	2-5	L
Nov. 11	Boston	7-2	W
Nov. 13	Hartford	8-2	W
Nov. 14	@ NY Islanders	5-7	L
Nov. 17	@ Pittsburgh	2-4	L
Nov. 18	@ New Jersey#	2-3	L
Nov. 21	Minnesota	3-4	L
Nov. 22	@ Philadelphia	4-4	T
Nov. 25	Quebec	1-1	T
Nov. 27	Ottawa	4-1	W
Nov. 29	@ Ottawa	5-2	W
Nov. 30	@ Montreal	0-3	L
Dec. 4	NY Islanders	5-5	T
Dec. 6	New Jersey	3-7	L
Dec. 7	@ Quebec	3-4	L
Dec. 9	Boston	5-2	W
Dec. 11	Hartford	9-3	W
Dec. 12	@ Hartford	1-1	T
Dec. 15	@ Boston	3-2	W
Dec. 19	@ Montreal	2-4	L
Dec. 20	Toronto	5-4	W
Dec. 23	Washington	4-1	W
Dec. 27	Pittsburgh	2-4	L
Dec. 31	NY Rangers	11-6	W
Jan. 2	@ Ottawa	7-2	W
Jan. 3	St. Louis	6-5	W*
Jan. 6	@ Hartford	3-1	W
Jan. 8	NY Islanders	6-5	W
Jan. 10	Calgary	5-3	W

ADAMS DIVISION

Jan. 12	@ Boston	2-5	L
Jan. 15	@ Vancouver	1-4	L
Jan. 17	@ Edmonton	2-3	L*
Jan. 19	@ Calgary	3-2	W*
Jan. 22	Quebec	6-2	W
Jan. 23	@ Quebec	3-4	L
Jan. 26	@ Philadelphia	4-3	W*
Jan. 27	Washington	4-3	W
Jan. 29	NY Rangers	6-4	W
Jan. 31	Edmonton	4-5	L*
Feb. 3	Hartford	3-2	W
Feb. 8	@ Ottawa	2-4	L
Feb. 10	@ Winnipeg	6-2	W
Feb. 12	Vancouver	1-3	L
Feb. 14	Pittsburgh	7-4	W
Feb. 17	@ Hartford	5-3	W
Feb. 19	@ New Jersey	3-3	T
Feb. 24	Detroit	10-7	W
Feb. 26	Montreal	4-6	L
Feb. 27	@ Montreal	4-8	L
Mar. 1	Vancouver#	2-5	L
Mar. 3	@ NY Rangers	2-2	T
Mar. 5	Hartford	2-4	L
Mar. 7	Winnipeg	2-1	W
Mar. 10	@ Quebec	7-4	W
Mar. 13	@ Hartford	3-3	T
Mar. 15	Los Angeles**	2-4	L
Mar. 16	@ St. Louis	2-2	T
Mar. 20	@ Tampa Bay	3-1	W
Mar. 22	@ Montreal	8-3	W
Mar. 24	Boston	0-2	L
Mar. 25	@ Chicago	6-4	W
Mar. 28	Ottawa	3-1	W
Mar. 30	@ Washington	1-4	L
Mar. 31	New Jersey	5-2	W
Apr. 3	@ Boston	2-3	L
Apr. 4	Boston	0-3	L
Apr. 6	@ Minnesota	1-3	L
Apr. 10	@ Detroit	5-6	L
Apr. 11	Quebec	1-3	L
Apr. 13	Montreal	2-3	L*
Apr. 15	Philadelphia	4-7	L

1993-94 | 43-32-9, 4th PLACE

Oct. 7	@ Boston	5-3	W
Oct. 9	@ Montreal	4-7	L
Oct. 10	Hartford	2-3	L
Oct. 12	@ Philadelphia	3-5	L
Oct. 15	NY Rangers	2-5	L
Oct. 16	@ Washington	3-4	L
Oct. 18	Detroit	4-6	L
Oct. 22	Pittsburgh	2-4	L
Oct. 23	@ Hartford	3-3	T
Oct. 27	@ Calgary	5-3	W
Oct. 29	@ Edmonton	6-3	W
Oct. 30	@ Vancouver	6-3	W
Nov. 3	Pittsburgh#	2-6	L
Nov. 7	Boston	3-4	L
Nov. 10	Philadelphia	3-5	L
Nov. 13	@ Philadelphia	7-2	W
Nov. 17	@ New Jersey	0-4	L
Nov. 19	Winnipeg	6-0	W
Nov. 21	San Jose	6-5	W
Nov. 22	@ Ottawa	5-2	W
Nov. 24	New Jersey	3-5	L
Nov. 26	Ottawa	5-2	W
Nov. 27	@ Quebec	2-2	T
Nov. 29	@ Toronto	3-0	W
Dec. 1	@ Tampa Bay	3-0	W
Dec. 2	@ Florida	1-2	L*
Dec. 5	Boston	3-1	W
Dec. 8	@ Ottawa	3-1	W
Dec. 10	Calgary	6-2	W
Dec. 11	@ Hartford	3-0	W
Dec. 13	@ NY Rangers	0-2	L
Dec. 16	@ Pittsburgh	1-2	L
Dec. 17	Los Angeles	2-0	W
Dec. 19	Tampa Bay	3-3	T
Dec. 23	Montreal	5-0	W
Dec. 26	@ NY Islanders	3-4	L*
Dec. 27	Philadelphia	0-2	L
Dec. 31	NY Rangers	4-1	W
Jan. 2	Toronto	3-3	T
Jan. 7	Pittsburgh	3-4	L*
Jan. 9	Vancouver	5-3	W
Jan. 11	@ Chicago	5-2	W

NORTHEAST DIVISION

Jan. 12	@ Winnipeg	2-3	L
Jan. 15	@ St. Louis	1-2	L
Jan. 16	@ Dallas	4-2	W
Jan. 19	Edmonton	1-1	T
Jan. 24	@ Tampa Bay	0-4	L
Jan. 27	Washington	7-2	W
Jan. 29	@ Montreal	3-2	W
Jan. 30	Florida	2-3	L
Feb. 2	@ New Jersey	3-2	W
Feb. 4	@ Florida	7-2	W
Feb. 6	NY Islanders	4-1	W
Feb. 8	@ NY Islanders	1-3	L
Feb. 10	@ Boston	3-3	T
Feb. 11	Montreal	5-1	W
Feb. 13	Dallas	3-5	L
Feb. 16	@ Hartford	5-3	W
Feb. 18	Florida	4-1	W
Feb. 20	@ Washington	3-3	T
Feb. 21	Quebec	2-1	W
Feb. 23	Anaheim	4-2	W
Feb. 25	Chicago	1-3	L
Feb. 26	@ Pittsburgh	3-4	L
Mar. 2	@ Ottawa	7-2	W
Mar. 4	Pittsburgh	2-1	W
Mar. 6	@ Detroit	3-2	W
Mar. 8	@ San Jose	4-4	T
Mar. 9	@ Anaheim	3-0	W
Mar. 12	@ Los Angeles	5-3	W
Mar. 17	New Jersey	1-6	L
Mar. 18	@ NY Islanders##	2-2	T
Mar. 20	Ottawa	6-2	W
Mar. 23	St. Louis	2-3	L
Mar. 25	Hartford	6-3	W
Mar. 27	NY Islanders	4-1	W
Mar. 30	Tampa Bay	2-3	L*
Apr. 1	Boston	5-0	W
Apr. 2	@ Quebec	6-2	W
Apr. 4	@ Quebec**	4-6	L
Apr. 8	Montreal	1-0	W
Apr. 10	Quebec	4-1	W
Apr. 12	@ NY Rangers	2-3	L
Apr. 14	Washington	2-3	L

* - overtime decision ** - rescheduled from March 14 # - played at Hamilton, Ont.

* - overtime decision ** - rescheduled from March 1 # - played at Sacramento, Calif. ## - played at Minneapolis, Minn.

1992-93 REGULAR-SEASON SCORING

NO.	PLAYER	GP	G	A	PTS	+/-	PIM	PP	SH	GW	GTSHOTS	S%	
16	Pat LaFontaine	84	53	95	148	11	63	20	2	7	1	306	17.3
89	Alexander Mogilny	77	76	51	127	7	40	27	0	11	0	360	21.1
10	Dale Hawerchuk	81	16	80	96	-17	52	8	0	2	0	259	6.2
25	Dave Andreychuk	52	29	32	61	-8	48	20	0	2	0	171	17.0
8	Doug Bodger	81	9	45	54	14	87	6	0	0	1	154	5.8
20	Bob Sweeney	80	21	26	47	2	118	4	3	3	0	120	17.5
19	Randy Wood	82	18	25	43	6	77	3	2	2	0	176	10.2
13	Yuri Khmylev	68	20	19	39	6	28	0	3	3	0	122	16.4
18	Wayne Presley	79	15	17	32	5	96	0	1	2	0	97	15.5
42	Richard Smehlik*	80	4	27	31	9	59	0	0	0	0	82	4.9
27	Brad May	82	13	13	26	3	242	0	0	1	0	114	11.4
7	Petr Svoboda	40	2	24	26	3	59	1	0	1	0	61	3.3
41	Ken Sutton	63	8	14	22	-3	30	1	0	2	1	77	10.4
14	Dave Hannan	55	5	15	20	8	43	0	0	0	0	43	11.6
28	Donald Audette	44	12	7	19	-8	51	2	0	0	0	92	13.0
3	Grant Ledyard	50	2	14	16	-2	45	1	0	0	0	79	2.5
34	Gord Donnelly	60	3	8	11	5	221	0	0	0	0	38	7.9
29	Bob Corkum	68	6	4	10	-3	38	0	1	1	0	69	8.7
5	Mike Ramsey	33	2	8	10	4	20	0	0	0	0	27	7.4
9	Viktor Gordiounk*	16	3	6	9	4	0	0	0	0	0	24	12.5
24	Randy Moller	35	2	7	9	6	83	0	0	0	0	25	8.0
23	Bill Houlder	15	3	5	8	5	6	0	0	0	1	29	10.3
17	Colin Patterson	36	4	2	6	-2	22	0	1	0	0	30	13.3
6	Keith Carney*	30	2	4	6	3	55	0	0	1	0	26	7.7
32	Rob Ray	68	3	2	5	-3	211	1	0	0	0	28	10.7
12	Bob Errey	8	1	3	4	2	4	0	0	0	0	9	11.1
4	Phillipe Boucher*	18	0	4	4	1	14	0	0	0	0	28	0.0
21	Scott Thomas*	7	1	1	2	2	15	0	0	0	0	4	25.0
36	Matthew Barnaby*	2	1	0	1	0	10	1	0	0	0	8	12.5
44	Doug Macdonald*	5	1	0	1	0	2	0	0	0	0	1	100
15	Greg Brown	10	0	1	1	-5	6	0	0	0	0	10	0.0
31	Daren Puppa	24	0	1	1	0	0	0	0	0	0	0	0.0
35	Tom Draper	11	0	1	1	0	2	0	0	0	0	0	0.0
12	Peter Ciavaglia*	3	0	0	0	0	0	0	0	0	0	2	0.0
39	Dominik Hasek	28	0	0	0	0	0	0	0	0	0	0	0.0
31	Grant Fuhr	29	0	0	0	0	10	0	0	0	0	0	0.0
NO.	GOALTENDER	GP	MIN	GAA	W	L	T	EN	SO	GA	SA	SV%	
31	Daren Puppa	24	1305:51	3.58	11	5	4	0	0	78	706	.890	
39	Dominik Hasek	28	1428:37	3.15	11	10	4	1	0	75	720	.896	
31	Grant Fuhr	29	1693:58	3.47	11	15	2	3	0	98	903	.891	
35	Tom Draper	11	663:58	3.71	5	6	0	1	0	41	344	.881	
GOALTENDER TOTALS			5092:24	3.44	38	36	10	5	0	292	2673	.891	

* - rookie

1993-94 REGULAR-SEASON SCORING

NO.	PLAYER	GP	G	A	PTS	+/-	PIM	PP	SH	GW	GTSHOTS	S%	
10	Dale Hawerchuk	81	35	51	86	10	91	13	1	7	0	227	15.4
89	Alexander Mogilny	66	32	47	79	8	22	17	0	7	1	258	12.4
28	Donald Audette	77	29	30	59	2	41	16	1	4	0	207	14.0
13	Yuri Khmylev	72	27	31	58	13	49	11	0	4	0	171	15.8
26	Derek Plante*	77	21	35	56	4	24	8	1	2	0	147	14.3
27	Brad May	84	18	27	45	-6	171	3	0	3	0	166	10.8
42	Richard Smehlik	84	14	27	41	22	69	3	3	1	1	106	13.2
8	Doug Bodger	75	7	32	39	8	76	5	1	1	0	144	4.9
19	Randy Wood	84	22	16	38	11	71	2	2	5	0	161	13.7
18	Wayne Presley	65	17	8	25	18	103	1	5	1	0	93	18.3
20	Bob Sweeney	60	11	14	25	3	94	3	3	1	0	76	14.5
41	Ken Sutton	78	4	20	24	-6	71	1	0	0	0	95	4.2
14	Dave Hannan	83	6	15	21	10							



YEAR-BY-YEAR RESULTS RECORD BOOK

2020 - 2021

1994-95 | 22-19-7, 4th PLACE

Jan. 20	@ NY Rangers	2-1	W
Jan. 22	@ Tampa Bay	5-2	W
Jan. 25	New Jersey	2-1	W
Jan. 27	Quebec	3-7	L
Jan. 28	@ Ottawa	2-2	T
Jan. 31	@ New Jersey	1-2	L
Feb. 2	@ Washington	1-0	W
Feb. 4	@ Philadelphia	2-4	L
Feb. 5	Tampa Bay	2-1	W
Feb. 7	Washington	2-1	W
Feb. 11	@ NY Islanders	1-2	L
Feb. 12	Boston	1-2	L
Feb. 15	NY Rangers	1-2	L
Feb. 19	@ Pittsburgh	3-3	T
Feb. 22	NY Islanders	3-3	T
Feb. 25	@ Hartford	3-1	W
Feb. 26	NY Rangers	2-4	L
Mar. 2	Pittsburgh	6-3	W
Mar. 4	@ Quebec	1-1	T
Mar. 5	Montreal	4-1	W
Mar. 8	@ Montreal	2-2	T
Mar. 11	@ Pittsburgh	2-6	L
Mar. 14	@ Florida	2-1	W*
Mar. 16	NY Islanders	6-3	W
Mar. 18	@ Ottawa	3-4	L*
Mar. 19	Tampa Bay	1-6	L
Mar. 21	Pittsburgh	2-3	L
Mar. 24	Florida	3-0	W
Mar. 26	@ Philadelphia	1-3	L
Mar. 28	Quebec	5-3	W
Mar. 30	Ottawa	7-0	W
Apr. 1	@ NY Islanders	5-1	W
Apr. 4	Hartford	6-3	W
Apr. 6	@ Boston	1-1	T
Apr. 8	@ Hartford	2-4	L
Apr. 9	Boston	5-6	L
Apr. 12	@ NY Rangers	1-3	L
Apr. 14	@ Quebec	2-5	L
Apr. 16	Ottawa	2-1	W
Apr. 18	Hartford	1-2	L
Apr. 19	@ Boston	1-4	L

* - overtime decision

NORTHEAST DIVISION

Apr. 23	Philadelphia	4-2	W
Apr. 24	@ Tampa Bay	3-1	W
Apr. 26	Florida	5-0	W
Apr. 28	@ Washington	1-5	L
Apr. 29	@ Montreal	3-3	T
May 1	Montreal	2-0	W
May 3	New Jersey	5-4	W

1995-96 | 33-42-7, 5th PLACE

Oct. 7	@ Ottawa	3-1	W
Oct. 9	@ Boston	3-5	L
Oct. 13	Anaheim	1-4	L
Oct. 15	New Jersey	3-4	L
Oct. 18	Edmonton	4-1	W
Oct. 20	NY Rangers	1-3	L
Oct. 22	St. Louis	5-2	W
Oct. 24	@ Dallas	0-3	L
Oct. 27	@ Colorado	4-5	L
Oct. 29	@ Chicago	3-6	L
Nov. 1	Detroit	2-1	W
Nov. 3	Pittsburgh	3-3	T
Nov. 5	Winnipeg	3-4	L
Nov. 8	San Jose	7-2	W
Nov. 11	@ Florida	1-4	L
Nov. 12	@ Tampa Bay	6-4	W
Nov. 15	Dallas	2-1	W
Nov. 18	@ New Jersey	5-4	W
Nov. 19	Ottawa	6-0	W
Nov. 24	NY Islanders	1-1	T
Nov. 25	@ Pittsburgh	3-5	L
Nov. 27	@ St. Louis	2-0	W
Nov. 29	@ NY Rangers	3-5	L
Dec. 1	Hartford	2-1	W
Dec. 2	@ Boston	4-6	L
Dec. 7	@ Philadelphia	3-7	L
Dec. 8	Washington	2-2	T
Dec. 11	Tampa Bay	1-6	L
Dec. 13	Colorado	4-3	W
Dec. 15	NY Rangers	5-4	W
Dec. 16	@ New Jersey	3-2	W
Dec. 20	Montreal	2-1	W
Dec. 22	Boston	2-3	L*
Dec. 23	@ Ottawa	4-2	W
Dec. 26	@ Pittsburgh	3-6	L
Dec. 27	Ottawa	3-4	L
Dec. 29	Chicago	2-5	L
Dec. 31	NY Islanders	2-5	L
Jan. 5	Toronto	3-1	W
Jan. 6	@ Montreal	7-6	W
Jan. 10	@ Winnipeg	1-4	L

* - overtime decision

NORTHEAST DIVISION

Jan. 12	@ Calgary	1-3	L
Jan. 13	@ Edmonton	4-5	L*
Jan. 17	Pittsburgh	0-1	L
Jan. 24	Hartford	4-2	W
Jan. 26	@ Washington	0-1	L
Jan. 27	@ Florida	3-6	L
Jan. 30	@ NY Islanders	4-5	L*
Jan. 31	Florida	6-1	W
Feb. 3	@ Boston	2-4	L
Feb. 4	Tampa Bay	2-5	L
Feb. 7	Boston	2-1	W*
Feb. 8	@ Philadelphia	2-1	W
Feb. 10	@ Toronto	2-2	T
Feb. 14	Los Angeles	2-2	T
Feb. 16	New Jersey	2-2	T
Feb. 17	@ Hartford	1-2	L*
Feb. 21	Pittsburgh	6-3	W
Feb. 23	Philadelphia	7-2	W
Feb. 25	Florida	6-1	W
Feb. 28	@ Ottawa	3-2	W*
Mar. 1	@ NY Rangers	3-3	T
Mar. 3	Vancouver	0-3	L
Mar. 6	@ Vancouver	2-5	L
Mar. 8	@ Anaheim	2-3	L*
Mar. 10	@ San Jose	4-6	L
Mar. 13	@ Los Angeles	6-2	W
Mar. 15	Calgary	1-3	L
Mar. 16	@ Hartford	1-2	L
Mar. 18	@ Montreal	2-3	L
Mar. 22	Montreal	1-4	L
Mar. 23	@ Pittsburgh	7-5	W
Mar. 27	@ Detroit	2-4	L
Mar. 29	Philadelphia	5-6	L*
Mar. 31	Boston	5-6	L
Apr. 1	@ Montreal	6-4	W
Apr. 3	Washington	1-5	L
Apr. 5	@ Tampa Bay	4-3	W
Apr. 6	@ NY Islanders	0-3	L
Apr. 10	Ottawa	5-2	W
Apr. 13	@ Washington	3-2	W
Apr. 14	Hartford	4-1	W

1994-95 REGULAR-SEASON SCORING

NO.	PLAYER	GP	G	A	PTS	+/-	PIM	PP	SH	GW	GT	SHOTS	S%
89	Alexander Mogilny	44	19	28	47	0	36	12	0	2	1	148	12.8
28	Donald Audette	46	24	13	37	-3	27	13	0	7	0	124	19.4
16	Pat LaFontaine	22	12	15	27	2	4	6	1	3	1	54	22.2
13	Yuri Khmylev	48	8	17	25	8	14	2	1	1	0	71	11.3
26	Derek Plante	47	3	19	22	-4	12	2	0	0	0	94	3.2
8	Doug Bodger	44	3	17	20	-3	47	2	0	0	0	87	3.4
18	Wayne Presley	46	14	5	19	5	41	0	5	2	0	90	15.6
10	Dale Hawerchuk	23	5	11	16	-2	2	2	0	2	0	56	8.9
14	Dave Hannan	42	4	12	16	3	32	0	2	0	0	36	11.1
43	Jason Dawe	42	7	4	11	-6	19	0	1	2	0	51	13.7
17	Craig Simpson	24	4	7	11	-5	26	1	0	0	1	20	20.0
42	Richard Smehlik	39	4	7	11	5	46	0	1	1	0	49	8.2
3	Garry Galley	14	1	9	10	4	10	1	0	0	0	31	3.2
20	Bob Sweeney	45	5	4	9	-6	18	1	2	0	0	47	10.6
44	Alexei Zhitnik	21	2	5	7	-3	34	1	0	0	0	33	6.1
27	Brad May	33	3	3	6	5	87	1	0	0	0	42	7.1
22	Charlie Huddy	32	2	4	6	-1	36	1	0	0	0	40	5.0
5	Craig Muni	40	0	6	6	-4	36	0	0	0	0	32	0.0
24	Phillippe Boucher	9	1	4	5	6	0	0	0	0	0	15	6.7
7	Petr Svoboda	26	0	5	5	-5	60	0	0	0	0	22	0.0
33	Mark Astley*	14	2	1	3	-2	12	0	0	0	0	21	9.5
29	Scott Pearson	14	2	1	3	-3	20	0	0	0	0	19	10.5
41	Ken Sutton	12	1	2	3	-2	30	0	0	1	0	12	8.3
6	Doug Houda	28	1	2	3	1	68	0	0	0	0	21	4.8
19	Brian Holzinger*	4	0	3	3	2	0	0	0	0	0	3	0.0
32	Rob Ray	47	0	3	3	-4	173	0	0	0	0	7	0.0
37	Curtis Brown*	1	1	1	2	2	2	0	0	0	0	4	25.0
36	Matthew Barnaby	23	1	1	2	-2	116	0	0	0	0	27	3.7
9	Viktor Gordiounk*	10	0	2	2	-3	0	0	0	0	0	10	0.0
76	Wayne Primeau*	1	1	0	1	-2	0	0	0	1	0	2	50.0
12	Peter Ambroziak*	12	0	1	1	-1	0	0	0	0	0	3	0.0
44	Doug Macdonald*	2	0	0	0	-1	0	0	0	0	0	0	0.0
31	Grant Fuhr	3	0	0	0	0	0	0	0	0	0	0	0.0
29	Denis Tsygurov*	4	0	0	0	-1	4	0	0	0	0	4	0.0
3	Dean Melanson*	5	0	0	0	-1	4	0	0	0	0	1	0.0
35	Robb Stauber	6	0	0	0	0	0	0	0	0	0	0	0.0
39	Dominik Hasek	41	0	0	0	0	2	0	0	0	0	0	0.0

NO.	GOALTENDER	GP	MIN	GAA	W	L	T	EN	SO	GA	SA	SV%
39	Dominik Hasek	41	2416:27	2.11	19	14	7	2	5	85	1221	.930
35	Robb Stauber	6	316:31	3.79	2	3	0	0	0	20	150	.867
31	Grant Fuhr	3	180:00	4.00	1	2	0	0	0	12	85	.859

GOALTENDER TOTALS
* - rookie

1995-96 REGULAR-SEASON SCORING

NO.	PLAYER	GP	G	A	PTS	+/-	PIM	PP	SH	GW	GT	SHOTS	S%
16	Pat LaFontaine	76	40	51	91	-8	36	15	3	7	1	224	17.9
12	Randy Burridge	74	25	33	58	0	30	6	0	3	0	154	16.2
26	Derek Plante	76	23	33	56	-4	28	4	0	5	0	203	11.3
3	Garry Galley	78	10	44	54	-2	81	7	1	2	0	175	5.7
43	Jason Dawe	67	25	25	50	-8	33	8	1	0	2	130	19.2
10	Brad May	79	15	29	44	6	295	3	0	4	0	168	8.9
44	Alexei Zhitnik	80	6	30	36	-25	58	5	0	0	0	193	3.1
36	Matthew Barnaby	73	15	16	31	-2	335	0	0	0	0	131	11.5
27	Michael Peca	68	11	20	31	-1	67	4	3	1	0	109	10.1
13	Yuri Khmylev	66	8	20	28	-12	40	5	1	1	1	123	6.5
28	Donald Audette	23	12	13	25	0	18	8	0	1	0	92	13.0
19	Brian Holzinger*	58	10	10	20	-21	37	5	0	1	0	71	14.1
21	Mark Astley	60	2	18	20	-12	80	0	0	0	0	80	2.5
41	Dave Hannan	57	6	10	16	2	30	1	1	2	0	40	15.0
17	Brent Hughes	76	5	10	15	-9	148	0	0	0	0	56	8.9
34	Mike Wilson*	58	4	8	12	13	41	1	0	1	0	52	7.7
18	Michal Grosek	22	6	4	10	0	31	2	0	1	1	33	18.2
22	Charlie Huddy	52	5	5	10	-5	59	2	0	1	0	57	8.8
24	Dane Jackson*	22	5	4	9	3	41	0	0	1	0	20	25.0
32	Rob Ray	71	3	6	9	-8	287	0	0	0	1	21	14.3
8	Darryl Shannon	26	2	6	8	10	20	0	0	0	0	25	8.0
25	Rob Conn	28	2	5	7	-9	18	0	0	0	0	36	5.6
8	Doug Bodger	16	0	5	5	-6	18	0	0	0	0	27	0.0
33	Scott Pearson	27	4	0	4	-4	67	0	0	1	0	26	15.4
15	Dixon Ward	8	2	2	4	1	6	0	0	1	0	12	16.7
6	Doug Houda	38	1	3	4	3	52	0	0	0	0	21	4.8
5	Craig Muni	47	0	4	4	-12	69	0	0	0	0	25	0.0
38	Jay McKee*	1	0	1	1	1	2	0	0	0	0	2	0.0
4													



YEAR-BY-YEAR RESULTS RECORD BOOK

2020 - 2021

1996-97 | 40-30-12, 1st PLACE

Oct. 4	@ Edmonton	3-4	L
Oct. 6	@ Calgary	0-3	L
Oct. 9	@ Vancouver	2-1	W
Oct. 12	Detroit	1-6	L
Oct. 15	Tampa Bay	0-4	L
Oct. 17	Pittsburgh	4-1	W
Oct. 18	@ Washington	4-1	W
Oct. 24	Montreal	6-3	W
Oct. 26	Hartford	6-3	W
Oct. 27	@ NY Rangers	4-6	L
Oct. 30	@ Dallas	0-2	L
Nov. 1	@ St. Louis	4-2	W
Nov. 2	@ Colorado	0-0	T
Nov. 7	Philadelphia	2-5	L
Nov. 9	@ Hartford	3-4	L*
Nov. 11	Florida	3-2	W*
Nov. 12	@ Pittsburgh	0-3	L
Nov. 14	Colorado	5-4	W
Nov. 19	@ Toronto	3-4	L
Nov. 21	Toronto	6-3	W
Nov. 23	@ Boston	3-2	W*
Nov. 26	@ Florida	3-4	L
Nov. 27	@ Tampa Bay	3-0	W
Nov. 29	Ottawa	3-0	W
Nov. 30	@ NY Islanders	3-2	W
Dec. 4	Vancouver	6-7	L*
Dec. 6	Anaheim	1-1	T
Dec. 7	@ Hartford	4-6	L
Dec. 11	@ Montreal	3-2	W*
Dec. 13	NY Rangers	0-3	L
Dec. 14	@ Boston	4-0	W
Dec. 18	Tampa Bay	5-3	W
Dec. 20	Los Angeles	6-2	W
Dec. 21	@ Ottawa	3-2	W
Dec. 23	@ New Jersey	0-0	T
Dec. 26	Hartford	5-1	W
Dec. 28	@ Pittsburgh	0-2	L
Dec. 31	New Jersey	6-5	W
Jan. 3	St. Louis	2-2	T
Jan. 5	Phoenix	5-1	W
Jan. 7	@ San Jose	1-1	T

NORTHEAST DIVISION

Jan. 9	@ Los Angeles	3-6	L
Jan. 10	@ Anaheim	2-5	L
Jan. 12	@ Phoenix	3-2	W*
Jan. 15	@ NY Islanders	2-1	W
Jan. 20	Chicago	2-1	W
Jan. 22	Montreal	6-1	W
Jan. 24	Edmonton	1-3	L
Jan. 25	Hartford	1-5	L
Jan. 29	Pittsburgh	3-1	W
Jan. 31	Dallas	3-1	W
Feb. 2	Washington	2-2	T
Feb. 4	@ Philadelphia	1-1	T
Feb. 6	Florida	1-1	T
Feb. 8	@ Tampa Bay	3-1	W
Feb. 9	Ottawa	2-1	W
Feb. 12	Montreal	2-2	T
Feb. 16	San Jose	6-2	W
Feb. 18	Calgary	5-5	T
Feb. 21	NY Islanders	5-2	W
Feb. 23	Boston	5-1	W
Feb. 27	@ New Jersey	1-4	L
Mar. 1	@ Ottawa	3-1	W
Mar. 5	Pittsburgh	4-2	W
Mar. 8	@ Montreal	3-3	T
Mar. 9	New Jersey	1-4	L
Mar. 11	Philadelphia#	3-2	W*
Mar. 15	@ Philadelphia#	7-5	W
Mar. 17	Boston##	5-1	W
Mar. 18	@ Pittsburgh	3-5	L
Mar. 21	@ Washington	4-1	W
Mar. 22	@ Florida	2-3	L
Mar. 26	NY Islanders	2-3	L*
Mar. 28	@ Detroit	1-2	L*
Mar. 30	@ Chicago	2-3	L
Apr. 1	@ NY Rangers	1-1	T
Apr. 2	Ottawa	0-2	L
Apr. 4	NY Rangers	5-1	W
Apr. 7	@ Hartford	2-4	L
Apr. 10	@ Boston	5-1	W
Apr. 12	@ Ottawa	0-1	L
Apr. 13	Washington	3-8	L

1997-98 | 36-29-17, 3rd PLACE

Oct. 1	@ St. Louis	3-1	W
Oct. 3	@ Washington	2-6	L
Oct. 5	@ Tampa Bay	1-1	T
Oct. 7	Dallas	2-4	L
Oct. 9	Washington	5-2	W
Oct. 11	@ New Jersey	2-3	L
Oct. 15	@ Carolina	3-3	T
Oct. 17	Montreal	1-5	L
Oct. 19	@ Chicago	2-5	L
Oct. 22	Calgary	4-1	W
Oct. 26	@ Phoenix	1-6	L
Oct. 28	@ Colorado	2-3	L
Oct. 31	@ Carolina	3-2	W*
Nov. 1	@ Florida	4-3	W*
Nov. 6	Florida	2-4	L
Nov. 8	@ Pittsburgh	2-2	T
Nov. 10	Edmonton	4-4	T
Nov. 13	Washington	2-3	L
Nov. 15	New Jersey	2-3	L
Nov. 20	@ Boston	5-0	W
Nov. 22	NY Islanders	6-1	W
Nov. 24	@ Pittsburgh	1-5	L
Nov. 26	Philadelphia	1-3	L
Nov. 28	NY Rangers	3-3	T
Dec. 1	@ Philadelphia	1-1	T
Dec. 3	Anaheim	4-0	W
Dec. 5	Tampa Bay	4-0	W
Dec. 6	@ Ottawa	0-3	L
Dec. 11	@ Boston	1-2	L
Dec. 12	@ Carolina	3-2	W*
Dec. 15	@ Dallas	4-8	L
Dec. 17	@ NY Islanders	0-4	L
Dec. 19	Montreal	1-0	W
Dec. 21	@ NY Rangers	2-0	W
Dec. 23	Detroit	1-3	L
Dec. 26	NY Rangers	3-0	W
Dec. 27	@ Carolina	1-4	L
Dec. 29	New Jersey	1-3	L
Dec. 31	Ottawa	3-0	W
Jan. 2	Colorado	2-2	T
Jan. 7	@ Anaheim	3-2	W

NORTHEAST DIVISION

Jan. 8	@ Los Angeles	2-2	T
Jan. 10	@ San Jose	2-5	L
Jan. 14	@ Toronto	4-1	W
Jan. 15	Vancouver	6-2	W
Jan. 20	@ Philadelphia	0-3	L
Jan. 21	Carolina	2-1	W
Jan. 23	Tampa Bay	4-1	W
Jan. 27	St. Louis	3-3	T
Jan. 30	Phoenix	3-3	T
Feb. 1	@ Florida	5-2	W
Feb. 2	@ Tampa Bay	7-3	W
Feb. 4	Boston	2-2	T
Feb. 6	Pittsburgh	2-2	T
Feb. 7	@ Montreal	4-1	W
Feb. 25	Toronto	2-2	T
Feb. 26	@ Boston	1-1	T
Mar. 1	@ Washington	3-0	W
Mar. 2	@ NY Rangers	1-0	W
Mar. 6	NY Islanders	2-4	L
Mar. 7	@ Montreal	2-1	W
Mar. 10	@ NY Islanders	2-2	T
Mar. 12	San Jose	3-1	W
Mar. 14	@ Pittsburgh	1-2	L
Mar. 15	NY Rangers	3-0	W
Mar. 17	Chicago	3-5	L
Mar. 19	Florida	6-1	W
Mar. 21	Boston	1-2	L
Mar. 24	@ Calgary	2-0	W
Mar. 26	@ Vancouver	5-2	W
Mar. 27	@ Edmonton	1-0	W
Mar. 29	@ Detroit	2-4	L
Apr. 1	Los Angeles	4-0	W
Apr. 3	Boston	5-4	W
Apr. 5	Ottawa	0-1	L
Apr. 8	Carolina	3-1	W
Apr. 10	Montreal	2-1	W
Apr. 11	@ Ottawa	4-4	T
Apr. 13	Philadelphia	2-1	W
Apr. 15	@ New Jersey	4-5	L*
Apr. 18	@ Montreal	3-3	T
Apr. 19	Ottawa	1-2	L

* - overtime decision # - rescheduled from March 16 ## - rescheduled from Nov. 16

* - overtime decision

1996-97 REGULAR-SEASON SCORING

NO.	PLAYER	GP	G	A	PTS	+/-	PIM	PP	SH	GW	GT	SHOTS	S%
26	Derek Plante	82	27	26	53	14	24	5	0	6	1	191	14.1
19	Brian Holzinger	81	22	29	51	9	54	2	2	6	0	142	15.5
28	Donald Audette	73	28	22	50	-6	48	8	0	5	1	182	15.4
27	Michael Peca	79	20	29	49	26	80	5	6	4	0	137	14.6
43	Jason Dawe	81	22	26	48	14	32	4	1	3	0	136	16.2
15	Dixon Ward	79	13	32	45	17	36	1	2	4	0	93	14.0
36	Matthew Barnaby	68	19	24	43	16	249	2	0	1	0	121	15.7
3	Garry Galley	71	4	34	38	10	102	1	1	1	0	84	4.8
18	Michal Grosek	82	15	21	36	25	71	1	0	2	1	117	12.8
44	Alexei Zhitnik	80	7	28	35	10	95	3	1	0	1	170	4.1
12	Randy Burridge	55	10	21	31	17	20	1	3	0	0	85	11.8
8	Darryl Shannon	82	4	19	23	23	112	1	0	1	0	94	4.3
4	Mike Wilson	77	2	9	11	13	51	0	0	1	0	57	3.5
81	Miroslav Satan	12	8	2	10	1	4	2	0	1	0	29	27.6
32	Rob Ray	82	7	3	10	3	286	0	0	1	0	45	15.6
74	Jay McKee*	43	1	9	10	3	35	0	0	0	0	29	3.4
16	Pat LaFontaine	13	2	6	8	-8	4	1	0	0	0	38	5.3
38	Barrie Moore*	31	2	6	8	1	18	1	0	0	0	42	4.8
6	Bob Boughner	77	1	7	8	12	225	0	0	0	0	34	2.9
37	Curtis Brown*	28	4	3	7	4	18	0	0	1	0	31	12.9
10	Brad May	42	3	4	7	-8	106	1	0	1	0	75	4.0
93	Anatoli Semenov	25	2	4	6	-3	2	1	0	1	0	21	9.5
76	Wayne Primeau*	45	2	4	6	-2	64	1	0	0	0	25	8.0
5	Ed Ronan	18	1	4	5	4	11	0	0	0	0	10	10.0
39	Dominik Hasek	67	0	3	3	0	30	0	0	0	0	0	0.0
22	Charlie Huddy	1	0	0	0	-1	0	0	0	0	0	0	0.0
40	Rumun Ndur*	2	0	0	0	1	2	0	0	0	0	0	0.0
30	Andrei Trefilov	3	0	0	0	0	0	0	0	0	0	0	0.0
25	Vaclav Varada*	5	0	0	0	0	2	0	0	0	0	2	0.0
31	Steve Shields*	13	0	0	0	0	4	0	0	0	0	0	0.0

NO.	GOALTENDER	GP	MIN	GAA	W	L	T	EN	SO	GA	SA	SV%
39	Dominik Hasek	67	4036:59	2.27	37	20	10	3	5	153	2177	.930
31	Steve Shields*	13	789:19	2.96	3	8	2	2	0	39	447	.913
30	Andrei Trefilov	3	158:39	3.78	0	2	0	1	0	10	98	.898

GOALTENDER TOTALS

4984:57 2.43 40 30 12 6 5 202 2722 .926

* - rookie

1997-98 REGULAR-SEASON SCORING

NO.	PLAYER	GP	G	A	PTS	+/-	PIM	PP	SH	GW	GT	SHOTS	S%
81	Miroslav Satan	79	22	24	46	2	34	9	0	4	0	139	15.8
44	Alexei Zhitnik	78	15	30	45	19	102	2	3	3	2	191	7.9
28	Donald Audette	75	24	20	44	10	59	10	0	5	1	198	12.1
27	Michael Peca	61	18	22	40	12	57	6	5	1	1	132	13.6
17	Jason Dawe	68	19	17	36	10	36	4	1	3	1	115	16.5
19	Brian Holzinger	69	14	21	35	-2	36	4	2	1	1	116	12.1
5	Jason Woolley	71	9	26	35	8	35	3	0	2	1	129	7.0
26	Derek Plante	72	13	21	34	8	26	5	0	1	0	150	8.7
18	Michal Grosek	67	10	20	30	9	60	2	0	1	0	114	8.8
36	Matthew Barnaby	72	5	20	25	8	289	0	0	2	0	96	5.2
37	Curtis Brown	63	12	12	24	11	34	1	1	2	1	91	13.2
15	Dixon Ward	71	10	13	23	9	42	0	2	3	1	99	10.1
8	Darryl Shannon	76	3	19	22	26	56	1	0	1	0	85	3.5
42	Richard Smehlik	72	3	17	20	11	62	0	1	0	0	90	3.3
74	Jay McKee	56	1	13	14	-1	42	0	0	0	0	55	1.8
22	Wayne Primeau	69	6	6	12	9	87	2	0	1	0	51	11.8
25	Vaclav Varada*	27	5	6	11	0	15	0	0	1	1	27	18.5
10	Brad May	36	4	7	11	2	113	0	0	0	0	41	9.8
12	Randy Burridge	30	4	6	10	0	0	1	0	1	0	40	10.0
80	Geoff Sanderson	26	4	5	9	6	20	0	0	2	0	72	5.6
4	Mike Wilson	66	4	4	8	13	48	0	0	1	0	52	7.7
32													



YEAR-BY-YEAR RESULTS RECORD BOOK

2020 - 2021

1998-99 | 37-28-17, 4th PLACE

Oct. 10	@ Dallas	1-4	L
Oct. 12	@ Colorado	3-0	W
Oct. 16	Florida	2-2	T
Oct. 17	@ Montreal	4-3	W
Oct. 23	Washington	0-1	L
Oct. 24	@ NY Islanders	4-5	L
Oct. 27	@ NY Rangers	0-0	T
Oct. 30	Toronto	4-1	W
Oct. 31	@ Toronto	6-3	W
Nov. 3	Boston	4-2	W
Nov. 7	@ Philadelphia	2-2	T
Nov. 10	Ottawa	2-0	T
Nov. 12	@ Washington	2-2	W
Nov. 14	Chicago	6-1	W
Nov. 20	Toronto	4-1	W
Nov. 21	@ Toronto	1-2	L
Nov. 25	NY Rangers	4-2	W
Nov. 28	@ Florida	2-6	L
Nov. 29	@ Tampa Bay	6-3	W
Dec. 2	Florida	2-1	W
Dec. 4	Philadelphia	3-0	W
Dec. 5	@ Nashville	3-1	W
Dec. 8	@ St. Louis	2-2	T
Dec. 11	NY Rangers	2-0	W
Dec. 12	@ Boston	4-1	W
Dec. 18	Montreal	4-2	W
Dec. 19	Carolina	2-3	L
Dec. 21	@ Carolina	4-1	W
Dec. 23	Tampa Bay	2-0	W
Dec. 26	@ New Jersey	2-0	W
Dec. 28	New Jersey	4-7	L
Dec. 30	Ottawa	2-3	L*
Jan. 1	Anaheim	2-7	L
Jan. 2	Calgary	7-1	W
Jan. 6	@ Anaheim	3-2	W*
Jan. 7	@ Los Angeles	2-4	L
Jan. 9	@ San Jose	2-2	T
Jan. 11	@ Phoenix	0-1	L
Jan. 13	St. Louis	2-4	L
Jan. 15	Boston	2-1	W
Jan. 16	@ Ottawa	1-1	T

* - overtime decision

NORTHEAST DIVISION

Jan. 18	@ Florida	4-0	W
Jan. 19	@ Tampa Bay	1-2	L
Jan. 26	Phoenix	1-1	T
Jan. 28	Nashville	2-4	L
Jan. 30	Los Angeles	4-1	W
Feb. 2	@ Pittsburgh	3-5	L
Feb. 3	Colorado	3-5	L
Feb. 6	@ Montreal	2-3	L
Feb. 7	@ Washington	1-3	L
Feb. 9	@ Ottawa	1-1	T
Feb. 11	Montreal	5-2	W
Feb. 13	NY Islanders	2-2	T
Feb. 15	Carolina	3-2	W
Feb. 17	Toronto	2-3	L*
Feb. 19	San Jose	4-2	W
Feb. 21	Detroit	4-4	T
Feb. 24	@ Calgary	2-2	T
Feb. 26	@ Edmonton	3-6	L
Feb. 28	@ Vancouver	2-0	W
Mar. 3	Edmonton	3-5	L
Mar. 5	Dallas	2-1	W
Mar. 7	Philadelphia	1-1	T
Mar. 8	@ Carolina	1-4	L
Mar. 11	Tampa Bay	2-5	L
Mar. 13	Boston	3-1	W
Mar. 15	NY Islanders	2-1	W
Mar. 19	@ NY Rangers	3-2	W*
Mar. 23	@ New Jersey	1-1	T
Mar. 24	@ Detroit	1-2	L
Mar. 27	@ Pittsburgh	1-1	T
Mar. 28	Pittsburgh	4-3	W*
Mar. 31	@ Chicago	1-2	L
Apr. 3	@ Montreal	1-2	L
Apr. 5	Pittsburgh	3-1	W
Apr. 6	@ NY Islanders	4-3	W
Apr. 9	Florida	3-1	W
Apr. 10	@ Ottawa	1-1	T
Apr. 13	@ Philadelphia	2-2	T
Apr. 14	New Jersey	1-2	L
Apr. 17	@ Boston	1-2	L*
Apr. 18	Washington	3-0	W

1999-00 | 35-32-11-4, 3rd PLACE

Oct. 2	@ Detroit	0-2	L
Oct. 8	Washington	2-3	L
Oct. 9	@ Atlanta	5-5	T
Oct. 11	Phoenix	2-2	T
Oct. 16	@ Montreal	1-2	L
Oct. 17	@ Philadelphia	2-5	L
Oct. 20	Nashville	3-4	L
Oct. 22	Carolina	7-3	W
Oct. 23	@ Ottawa	0-4	L
Oct. 27	Tampa Bay	4-3	W
Oct. 29	Florida	3-2	W*
Oct. 30	@ Boston	0-3	L
Nov. 3	@ Dallas	3-1	W
Nov. 4	@ Chicago	5-4	W*
Nov. 6	NY Islanders	2-1	W
Nov. 10	Boston	6-2	W
Nov. 12	@ Tampa Bay	2-4	L
Nov. 13	@ Florida	1-3	L
Nov. 16	@ Pittsburgh	2-3	L
Nov. 19	@ Atlanta	4-0	W
Nov. 20	Atlanta	4-3	W
Nov. 24	Washington	5-2	W
Nov. 26	St. Louis	0-2	L
Nov. 28	@ Tampa Bay	3-2	W*
Nov. 30	Pittsburgh	1-4	L
Dec. 2	Philadelphia	2-4	L
Dec. 4	NY Rangers	1-1	T
Dec. 6	@ Toronto	2-3	O*
Dec. 8	Ottawa	0-0	T
Dec. 10	Chicago	2-1	W
Dec. 14	Philadelphia	3-1	W
Dec. 17	Florida	2-4	L
Dec. 18	@ NY Islanders	2-2	T
Dec. 21	@ NY Rangers	3-1	W
Dec. 23	Colorado	2-1	W
Dec. 27	@ New Jersey	1-4	L
Dec. 28	Detroit	2-7	L
Jan. 1	Toronto	8-1	W
Jan. 3	@ Toronto	2-6	L
Jan. 4	Atlanta	4-5	L
Jan. 6	New Jersey	3-6	L

* - overtime decision

NORTHEAST DIVISION

Jan. 8	@ Ottawa	7-4	W
Jan. 13	@ Boston	0-0	T
Jan. 14	Montreal	1-2	L
Jan. 17	@ Anaheim	5-0	W
Jan. 18	@ Los Angeles	3-5	L
Jan. 20	@ Phoenix	1-2	L
Jan. 22	@ Carolina	1-4	L
Jan. 25	Tampa Bay	2-1	W
Jan. 28	Ottawa	1-0	W
Jan. 29	@ Boston	0-1	L
Feb. 1	Anaheim	2-2	T
Feb. 3	Ottawa	4-2	W
Feb. 8	@ Colorado	2-0	W
Feb. 10	@ Nashville	2-1	W*
Feb. 12	@ Philadelphia	2-3	O*
Feb. 13	Edmonton	2-2	T
Feb. 16	@ Pittsburgh	1-1	T
Feb. 17	Vancouver	1-2	L
Feb. 19	Los Angeles	4-1	W
Feb. 21	New Jersey	3-2	W
Feb. 25	NY Rangers	3-6	L
Feb. 26	@ Toronto	2-5	L
Feb. 28	@ Florida	5-2	W
Mar. 1	@ Tampa Bay	3-3	T
Mar. 4	@ NY Islanders	2-4	L
Mar. 5	@ Washington	1-2	L
Mar. 8	Boston	2-1	W*
Mar. 10	Montreal	2-3	L
Mar. 12	NY Islanders	4-2	W
Mar. 15	@ San Jose	5-6	O*
Mar. 16	@ Vancouver	3-6	L
Mar. 18	@ Calgary	4-1	W
Mar. 20	Montreal	4-1	W
Mar. 23	Calgary	4-2	W
Mar. 27	@ Carolina	5-1	W
Mar. 31	Carolina	1-3	L
Apr. 1	@ Toronto	2-0	W
Apr. 3	Toronto	3-2	W
Apr. 6	@ New Jersey	5-0	W
Apr. 7	Pittsburgh	1-2	O*
Apr. 9	@ Washington	1-1	T

1998-99 REGULAR-SEASON SCORING

NO.	PLAYER	GP	G	A	PTS	+/-	PIM	PP	SH	GW	GTSHOTS	S%	
81	Miroslav Satan	81	40	26	66	24	44	13	3	6	1	208	19.2
27	Michael Peca	82	27	29	56	7	81	10	0	8	1	199	13.6
18	Michal Grosseck	76	20	30	50	21	102	4	0	3	1	140	14.3
37	Curtis Brown	78	16	31	47	23	56	5	1	3	3	128	12.5
15	Dixon Ward	78	20	24	44	10	44	2	1	4	1	101	19.8
5	Jason Woolley	80	10	33	43	16	62	4	0	2	1	154	6.5
19	Brian Holzinger	81	17	17	34	2	45	5	0	2	0	143	11.9
44	Alexei Zhnitnik	81	7	26	33	-6	96	3	1	2	0	185	3.8
25	Vaclav Varada	72	7	24	31	11	61	1	0	1	0	123	5.7
80	Geoff Sanderson	75	12	18	30	8	22	1	0	1	0	155	7.7
26	Derek Plante	41	4	11	15	3	12	0	0	0	0	66	6.1
8	Darryl Shannon	71	3	12	15	28	52	1	0	0	1	80	3.8
42	Richard Smehtlik	72	3	11	14	-9	44	0	0	0	0	61	4.9
22	Wayne Primeau	67	5	8	13	-6	38	0	0	0	1	55	9.1
9	Erik Rasmussen*	42	3	7	10	6	37	0	0	0	0	40	7.5
36	Matthew Barnaby	44	4	4	8	-2	143	0	0	3	0	52	7.7
3	James Patrick	45	1	7	8	12	16	0	0	0	0	31	3.2
74	Jay McKee	72	0	6	6	20	75	0	0	0	0	57	0.0
17	Randy Cunneynworth	14	2	2	4	1	0	0	0	1	0	12	16.7
41	Stu Barnes	17	0	4	4	1	10	0	0	0	0	25	0.0
32	Rob Ray	76	0	4	4	-2	261	0	0	0	0	23	0.0
24	Paul Kruse	43	3	0	3	0	114	0	0	0	0	33	9.1
4	Mike Wilson	30	1	2	3	10	47	0	0	1	0	40	2.5
90	Joe Juneau	9	1	1	2	-1	2	0	0	0	0	8	12.5
4	Rhett Warrener	13	1	0	1	3	20	0	0	0	0	11	9.1
34	Jean-Luc Grand-Pierre*	16	0	1	1	0	17	0	0	0	0	11	0.0
21	Mike Hurlbut	1	0	0	0	2	0	0	0	0	0	2	0.0
46	Dean Sylvester*	1	0	0	0	-1	0	0	0	0	0	1	0.0
29	Jason Holland*	3	0	0	0	-1	8	0	0	0	0	2	0.0
83	Domenic Pittis*	3	0	0	0	0	2	0	0	0	0	1	0.0
6	Cory Sarich*	4	0	0	0	3	0	0	0	0	0	2	0.0
43	Martin Biron*	6	0	0	0	0	0	0	0	0	0	0	0.0
40	Rumun Ndur	8	0	0	0	1	16	0	0	0	0	21	4.8
30	Dwayne Roloson	18	0	0	0	0	4	0	0	0	0	0	0.0
39	Dominik Hasek	64	0	0	0	0	14	0	0	0	0	0	0.0
NO.	GOALTENDER	GP	MIN	GAA	W	L	T	EN	SO	GA	SA	SV%	
39	Dominik Hasek	64	3816:43	1.87	30	18	14	2	9	119	1877	.937	
30	Dwayne Roloson	18	910:49	2.77	6	8	2	1	1	42	460	.909	
43	Martin Biron*	6	280:40	2.14	1	2	1	1	0	10	120	.917	
GOALTENDER TOTALS			5008:12	2.05	37	28	17	4	10	171	2457	.930	

* - rookie

1999-00 REGULAR-SEASON SCORING

NO.	PLAYER	GP	G	A	PTS	+/-	PIM	PP	SH	GW	GTSHOTS	S%	
81	Miroslav Satan	81	33	34	67	16	32	5	3	5	1	265	12.5
37	Curtis Brown	74	22	29	51	19	42	5	0	4	1	149	14.8
41	Stu Barnes	82	20	25	45	-3	16	8	2	2	0	137	14.6
27	Michael Peca	73	20	21	41	6	67	2	0	3	0	144	13.9
25	Vaclav Varada	76	10	27	37	12	62	0	0	0	0	140	7.1
61	Maxim Afinogenov*	65	16	18	34	-4	41	2	0	2	0	128	12.5
18	Michal Grosseck	61	11	23	34	12	35	2	0	2	0	96	11.5
5	Jason Woolley	74	8	25	33	14	52	2	0	2	0	113	7.1
8	Geoff Sanderson	67	13	13	26	4	22	4	0	3	0	136	9.6
19	Brian Holzinger	59	7	17	24	4	30	0	1	2	0	81	8.6
15	Dixon Ward	71	11	9	20	1	41	1	2	2	0	101	10.9
29	Vladimir Tsyplakov	34	6	13	19	17	10	0	0	1	0	46	13.0
74	Jay McKee	78	5	12	17	5	50	1	0	1	0	84	6.0
93	Doug Gilmour	11	3	14	17	3	12	2	0	0	0	13	23.1
9	Erik Rasmussen	67	8	6	14	1	43	0	0	2	0	76	10.5
3	James Patrick	66	5	8	13	8	22	0	0	3	0	40	12.5
44	Alexei Zhnitnik	74	2	11	13	-6	95	1	0	0	0		



YEAR-BY-YEAR RESULTS RECORD BOOK

2020 - 2021

2000-01 | 46-30-5-1, 2nd PLACE

Oct. 5	Chicago	4-2	W
Oct. 7	Los Angeles	5-3	W
Oct. 13	@ Edmonton	2-3	L
Oct. 14	@ Vancouver	0-4	L
Oct. 17	@ Montreal	3-4	L
Oct. 20	Anaheim	2-2	T
Oct. 21	@ Detroit	4-5	O*
Oct. 25	Carolina	4-1	W
Oct. 27	Toronto	2-1	W
Oct. 28	@ Chicago	3-1	W
Nov. 3	Montreal	5-4	W
Nov. 4	@ Philadelphia	0-3	L
Nov. 9	NY Islanders	3-0	W
Nov. 11	@ New Jersey	4-0	W
Nov. 13	Calgary	3-2	W*
Nov. 15	Dallas	2-2	T
Nov. 17	Minnesota	3-1	W
Nov. 18	@ St. Louis	1-4	L
Nov. 22	Philadelphia	1-3	L
Nov. 24	NY Rangers	3-2	W
Nov. 25	@ Montreal	5-3	W
Nov. 28	@ Ottawa	1-3	L
Dec. 1	Pittsburgh	4-6	L
Dec. 2	@ Pittsburgh	3-2	W
Dec. 5	@ Montreal	3-2	W
Dec. 7	@ New Jersey#	5-2	W
Dec. 8	@ NY Rangers	2-5	L
Dec. 12	@ Boston	3-0	W
Dec. 15	@ Carolina	3-5	L
Dec. 16	Florida	3-2	W
Dec. 20	@ Washington	2-2	T
Dec. 21	Washington	1-3	L
Dec. 23	San Jose	5-2	W
Dec. 26	Pittsburgh	3-5	L
Dec. 29	Ottawa	2-0	W
Dec. 30	@ NY Islanders	2-0	W
Jan. 1	Boston	3-4	L
Jan. 3	@ Toronto	1-1	T
Jan. 5	Toronto	3-3	T
Jan. 6	@ Nashville	2-0	W
Jan. 9	@ San Jose	1-2	L

NORTHEAST DIVISION

Jan. 11	@ Los Angeles	2-3	L
Jan. 12	@ Anaheim	4-0	W
Jan. 16	Tampa Bay	3-1	W
Jan. 19	Florida	1-0	W
Jan. 20	@ Toronto	0-2	L
Jan. 23	Columbus	1-2	L
Jan. 26	Boston	1-2	L
Jan. 27	@ NY Islanders	2-1	W
Jan. 31	@ Florida	2-5	L
Feb. 1	@ Tampa Bay	2-4	L
Feb. 6	@ NY Rangers	6-3	W
Feb. 7	NY Islanders	2-1	W*
Feb. 10	@ Ottawa	2-1	W*
Feb. 11	Montreal	3-4	L
Feb. 13	@ Atlanta	4-5	L
Feb. 15	Atlanta	3-1	W
Feb. 17	New Jersey	5-1	W
Feb. 19	Ottawa	2-0	W
Feb. 22	@ New Jersey	1-0	W
Feb. 23	Phoenix	3-7	L
Feb. 25	Tampa Bay	5-4	W
Feb. 27	@ Ottawa	4-1	W
Mar. 1	@ Philadelphia	0-2	L
Mar. 3	@ Colorado	3-2	W*
Mar. 4	@ Dallas	1-4	L
Mar. 6	@ Boston	3-1	W
Mar. 9	Edmonton	0-4	L
Mar. 14	NY Rangers	6-3	W
Mar. 16	Vancouver	4-2	W
Mar. 17	@ Washington	3-2	W
Mar. 20	Toronto	3-0	W
Mar. 21	@ Carolina	0-1	L
Mar. 24	Carolina	3-1	W
Mar. 26	@ Atlanta	4-0	W
Mar. 27	@ Pittsburgh	1-4	L
Mar. 30	Atlanta	4-0	W
Apr. 1	@ Tampa Bay	4-2	W
Apr. 2	@ Florida	5-3	W
Apr. 4	Boston	2-3	L
Apr. 6	Washington	2-1	W
Apr. 8	Philadelphia	1-2	L

2001-02 | 35-35-11-1, 5th PLACE

Oct. 4	Atlanta	1-2	L
Oct. 6	Ottawa	3-2	W
Oct. 7	@ NY Rangers	4-5	O*
Oct. 10	Philadelphia	2-1	W
Oct. 12	@ Detroit	2-4	L
Oct. 14	Pittsburgh	4-1	W
Oct. 16	Nashville	3-3	T
Oct. 19	Columbus	1-3	L
Oct. 20	@ Montreal	3-1	W
Oct. 23	San Jose	4-1	W
Oct. 26	Montreal	2-5	L
Oct. 27	@ New Jersey	1-3	L
Oct. 30	Phoenix	2-3	L
Nov. 2	Tampa Bay	4-1	W
Nov. 3	@ Ottawa	0-3	L
Nov. 8	Atlanta	8-0	W
Nov. 10	NY Rangers	2-4	L
Nov. 12	@ Florida	5-3	W
Nov. 13	@ Nashville	1-4	L
Nov. 16	Florida	0-2	L
Nov. 17	@ Boston	1-3	L
Nov. 19	@ Atlanta	2-3	L
Nov. 21	Toronto	4-2	W
Nov. 23	Calgary	5-2	W
Nov. 24	@ Pittsburgh	1-3	L
Nov. 27	@ NY Rangers	2-2	T
Nov. 28	@ Washington	5-2	W
Dec. 1	@ NY Islanders	4-2	W
Dec. 4	@ Carolina	4-2	W
Dec. 7	Colorado	1-4	L
Dec. 8	@ Boston	2-4	L
Dec. 12	@ Dallas	3-4	L
Dec. 14	Carolina	3-2	W*
Dec. 15	@ NY Rangers	2-4	L
Dec. 19	Chicago	5-6	L
Dec. 21	Toronto	3-3	T
Dec. 22	@ Toronto	2-3	L
Dec. 26	Montreal	3-1	W
Dec. 29	@ Columbus	2-2	T
Dec. 31	Carolina	4-5	L
Jan. 3	@ Calgary	1-3	L

NORTHEAST DIVISION

Jan. 6	@ Minnesota	4-1	W
Jan. 8	Vancouver	3-2	W
Jan. 10	Pittsburgh	0-2	L
Jan. 12	New Jersey	2-1	W
Jan. 16	@ Anaheim	3-1	W
Jan. 17	@ Los Angeles	2-4	L
Jan. 19	@ Phoenix	3-1	W
Jan. 21	@ Colorado	2-3	L
Jan. 23	St. Louis	2-5	L
Jan. 25	Tampa Bay	4-1	W
Jan. 27	@ Washington	3-2	W*
Jan. 29	@ Carolina	2-2	T
Feb. 5	@ Boston	2-2	T
Feb. 8	Ottawa	3-2	W*
Feb. 10	@ New Jersey	1-4	L
Feb. 12	New Jersey	2-2	T
Feb. 26	@ Atlanta	1-2	L
Mar. 1	Boston	4-3	W
Mar. 2	@ Toronto	3-3	T
Mar. 4	Edmonton	0-3	L
Mar. 7	@ NY Islanders	5-0	W
Mar. 8	Montreal	3-0	W
Mar. 10	Detroit	5-1	W
Mar. 12	NY Islanders	0-3	L
Mar. 14	@ Philadelphia	3-1	W
Mar. 15	@ Florida	2-5	L
Mar. 17	@ Tampa Bay	2-2	T
Mar. 19	Ottawa	5-1	W
Mar. 21	Boston	1-2	L
Mar. 23	@ Toronto	0-2	L
Mar. 24	@ Ottawa	3-2	W*
Mar. 26	Washington	3-4	L
Mar. 28	@ St. Louis	1-4	L
Mar. 30	@ Philadelphia	3-1	W
Apr. 1	Philadelphia	3-1	W
Apr. 3	NY Islanders	1-1	T
Apr. 5	Florida	3-1	W
Apr. 7	@ Tampa Bay	5-3	W
Apr. 10	@ Pittsburgh	4-4	T
Apr. 12	Washington	1-3	L
Apr. 13	@ Montreal	3-0	W

* - overtime decision # - rescheduled from Dec. 6

* - overtime decision

2000-01 REGULAR-SEASON SCORING

NO.	PLAYER	GP	G	A	PTS	+/-	PIM	PP	SH	GW	GT	SHOTS	S%
28	Donald Audette	76	34	45	79	-2	76	14	1	3	2	225	15.1
81	Miroslav Satan	82	29	33	62	5	36	8	2	4	1	206	14.1
57	Steve Heinze	79	27	27	54	-13	46	15	0	4	0	144	18.8
17	J-P Dumont	79	23	28	51	1	54	9	0	5	0	156	14.7
41	Stu Barnes	75	19	24	43	-2	26	3	2	5	0	160	11.9
77	Chris Gratton	82	19	21	40	0	102	5	0	5	1	156	12.2
93	Doug Gilmour	71	7	31	38	3	70	4	0	0	0	91	7.7
44	Alexei Zhitnik	78	8	29	37	-3	75	5	0	1	1	149	5.4
61	Maxim Afinogenov	78	14	22	36	1	40	3	0	5	0	190	7.4
52	Dave Andreychuk	74	20	13	33	0	32	8	0	4	0	119	16.8
37	Curtis Brown	70	10	22	32	15	34	2	1	0	0	105	9.5
9	Erik Rasmussen	82	12	19	31	0	51	1	0	3	0	95	12.6
25	Vaclav Varada	75	10	21	31	-2	81	2	0	2	0	112	8.9
5	Jason Woolley	67	5	18	23	0	46	4	0	3	0	92	5.4
45	Dmitri Kalinin*	79	4	18	22	-2	38	2	0	0	0	88	4.5
4	Rhett Warrenner	77	3	16	19	10	78	0	0	2	0	103	2.9
42	Richard Smehlik	56	3	12	15	6	4	0	0	1	0	40	7.5
29	Vladimir Tsyplakov	36	7	7	14	2	10	0	0	0	0	39	17.9
3	James Patrick	54	4	9	13	9	12	1	0	0	0	48	8.3
55	Denis Hamel*	41	8	3	11	-2	22	1	1	3	0	55	14.5
74	Jay McKee	74	1	10	11	9	76	0	0	0	0	62	1.6
32	Rob Ray	63	4	6	10	2	210	0	0	1	0	33	12.1
26	Eric Boulton*	35	1	2	3	-1	94	0	0	0	0	20	5.0
39	Dominik Hasek	67	0	3	3	0	22	0	0	0	0	0	0.0
16	Chris Taylor	14	0	2	2	1	6	0	0	0	0	21	0.0
35	Mika Noronen*	2	0	0	0	0	0	0	0	0	0	0	0.0
51	Brian Campbell*	8	0	0	0	-2	2	0	0	0	0	7	0.0
43	Martin Biron	18	0	0	0	0	0	0	0	0	0	0	0.0
NO.	GOALTENDER	GP	MIN	GAA	W	L	T	EN	SO	GA	SA	SV%	
39	Dominik Hasek	67	3904:11	2.11	37	24	4	2	11	137	1726	.921	
43	Martin Biron	18	918:01	2.55	7	7	1	2	39	427	909	.909	
35	Mika Noronen*	2	108:22	2.77	2	0	0	0	5	39	872	.872	
34	Peter Skudra	1	0:27	0.00	0	0	0	0	0	0	0	.000	
GOALTENDER TOTALS			4931:01	2.20	46	31	5	3	13	181	2192	.917	

* - rookie

2001-02 REGULAR-SEASON SCORING

NO.	PLAYER	GP	G	A	PTS	+/-	PIM	PP	SH	GW	GT	SHOTS	S%
81	Miroslav Satan	82	37	36	73	14	33	15	5	5	0	267	13.9
41	Stu Barnes	68	17	31	48	6	26	5	0	4	1	127	13.4
18	Tim Connolly	82	10	35	45	4	34	3	0	3	0	126	7.9
17	J-P Dumont	76	23	21	44	-10	42	7	0	3	1	154	14.9
61	Maxim Afinogenov	81	21	19	40	-9	69	3	1	0	0	234	9.0
77	Chris Gratton	82	15	24	39	0	75	1	0	5	0	139	10.8
37	Curtis Brown	82	20	17	37	-4	32	4	1	5	0	171	11.7
44	Alexei Zhitnik	82	1	33	34	-1	80	1	0	0	0	150	0.7
5	Jason Woolley	59	8	20	28	-6	34	6	0	2	0	90	8.9
25	Vaclav Varada	76	7	16	23	-7	82	1	0	1	0	138	5.1
13	Vyacheslav Kozlov	38	9	13	22	0	16	3	0	1	1	68	13.2
24	Taylor Pyatt	48	10	20	4	35	0	0	0	1	61	16.4	
9	Erik Rasmussen	69	8	11	19	-1	34	0	0	2	0	89	9.0
3	James Patrick	56	5	8	13	3	16	1	0	0	0	45	11.1
45	Dmitri Kalinin	58	2	11	13	-6	26	0	0	0	0	67	3.0
74	Jay McKee	81	2	11	13	18	43	0	0	1	0	50	4.0
4	Rhett Warrenner	65	5	5	10	15	113	0	0	1	1	66	7.6
42	Richard Smehlik	60	3	6	9	-9	22	0	0	1	1	52	5.8
29	Bob Corkum	75	3	5	8	-32	20	0	0	0	0	80	3.8
55	Denis Hamel	61	2	6	8	-1	28	0	0	0	0	80	2.5
51	Brian Campbell	29	3	3	6	0	12	0	0	0	0	30	10.0
26	Eric Boulton	35	2	3	5	-1	129	0	0	1	0	21	9.5
32	Rob Ray												



YEAR-BY-YEAR RESULTS RECORD BOOK

2020 - 2021

2005-06 | 52-24-6, 2nd PLACE

NORTHEAST DIVISION

Oct. 5	NY Islanders	6-4	W	Jan. 7	New Jersey	2-3	L
Oct. 7	Boston	4-1	W	Jan. 12	Phoenix	1-2	O**
Oct. 8	@ Ottawa	0-5	L	Jan. 14	Los Angeles	10-1	W
Oct. 10	Pittsburgh	3-2	W*	Jan. 16	@ Edmonton	3-1	W
Oct. 13	@ Tampa Bay	4-3	W**	Jan. 19	@ Vancouver	1-4	L
Oct. 15	@ Florida	2-3	L	Jan. 21	@ Calgary	1-4	L
Oct. 20	@ Boston	4-3	W	Jan. 24	@ NY Rangers	2-1	W
Oct. 22	NY Rangers	3-1	W	Jan. 26	@ Toronto	8-4	W
Oct. 26	Washington#	2-3	L	Jan. 31	@ Atlanta	5-2	W
Oct. 28	@ New Jersey	2-3	L	Feb. 2	Philadelphia	4-2	W
Oct. 29	@ NY Islanders	6-4	W	Feb. 4	Ottawa	2-1	W**
Nov. 2	Ottawa	4-10	L	Feb. 7	@ Montreal	3-2	W*
Nov. 4	Montreal	2-3	L	Feb. 9	Montreal	2-3	O**
Nov. 5	@ Montreal	2-3	L	Feb. 11	Florida	5-3	W
Nov. 9	Carolina	3-5	L	Feb. 12	@ Carolina	3-4	O**
Nov. 11	Toronto	5-2	W	Mar. 1	Atlanta	2-4	L
Nov. 12	@ Ottawa	1-6	L	Mar. 3	Toronto	6-2	W
Nov. 15	New Jersey	4-1	W	Mar. 4	@ Boston	3-2	W
Nov. 17	Washington	8-5	W	Mar. 7	Boston	3-2	W
Nov. 19	@ Boston	3-2	W	Mar. 9	Tampa Bay	8-5	W
Nov. 22	NY Rangers	2-3	O**	Mar. 11	@ Philadelphia	6-5	W
Nov. 23	@ NY Islanders	4-3	W**	Mar. 12	Boston	6-2	W
Nov. 25	Montreal	3-1	W	Mar. 14	@ Washington	6-4	W
Nov. 27	@ Washington	3-2	W	Mar. 16	Toronto	3-1	W
Nov. 29	@ Pittsburgh	3-2	W	Mar. 18	@ Ottawa	2-4	L
Dec. 1	@ Montreal	3-2	W*	Mar. 20	@ Atlanta	0-5	L
Dec. 2	San Jose	0-5	L	Mar. 22	Carolina	3-4	L
Dec. 4	@ Colorado	6-4	W	Mar. 24	Ottawa	1-3	L
Dec. 8	Anaheim	3-2	W*	Mar. 25	@ Boston	4-5	L
Dec. 11	@ Minnesota	3-2	W	Mar. 27	@ NY Rangers	4-5	O**
Dec. 14	Dallas	4-3	W	Mar. 29	Boston	4-3	W
Dec. 16	@ Pittsburgh	4-3	W*	Mar. 30	@ New Jersey	1-3	L
Dec. 17	Pittsburgh	4-3	W	Apr. 1	@ Toronto	0-7	L
Dec. 19	@ Philadelphia	2-1	W**	Apr. 3	@ Toronto	3-2	W**
Dec. 22	@ Florida	1-4	L	Apr. 5	Ottawa	5-4	W*
Dec. 23	@ Tampa Bay	4-1	W	Apr. 7	Philadelphia	2-4	L
Dec. 26	NY Islanders	6-3	W	Apr. 8	@ Ottawa	6-2	W
Dec. 29	@ Toronto	3-4	O**	Apr. 12	Montreal	3-1	W
Dec. 30	Atlanta	4-1	W	Apr. 15	@ Montreal	4-2	W
Jan. 1	Florida	1-2	L	Apr. 16	Toronto	6-0	W
Jan. 5	Tampa Bay	3-1	W	Apr. 18	@ Carolina	4-0	W

* - overtime decision ** - shootout decision # - played at Blue Cross Arena (Rochester, NY)

2006-07 | 53-22-7, 1st PLACE

NORTHEAST DIVISION

Oct. 4	@ Carolina	3-2	W**	Jan. 6	@ Toronto	4-3	W
Oct. 6	Montreal	5-4	W**	Jan. 10	@ Chicago	2-1	W
Oct. 7	@ Ottawa	4-3	W	Jan. 11	Toronto	2-4	L
Oct. 13	@ Detroit	3-2	W**	Jan. 13	Tampa Bay	2-3	L
Oct. 14	NY Rangers	7-4	W	Jan. 15	@ Boston	2-3	O**
Oct. 17	Philadelphia	9-1	W	Jan. 17	Boston	6-3	W
Oct. 20	Carolina	5-4	W	Jan. 19	Vancouver	4-3	W**
Oct. 21	@ Boston	6-2	W	Jan. 20	@ Montreal	3-4	L
Oct. 23	@ Montreal	4-1	W	Jan. 26	@ Columbus	2-3	L
Oct. 26	@ NY Islanders	3-0	W	Jan. 27	@ NY Islanders	3-5	L
Oct. 28	Atlanta	4-5	O**	Jan. 30	@ Boston	7-1	W
Nov. 2	@ Boston	5-4	W**	Feb. 1	@ Boston	3-1	W
Nov. 4	Toronto	1-4	L	Feb. 3	@ New Jersey	2-3	L
Nov. 5	@ NY Rangers	4-3	W*	Feb. 6	@ Atlanta	4-3	W**
Nov. 10	Atlanta	5-4	W*	Feb. 7	Ottawa	3-2	W
Nov. 11	@ Philadelphia	5-4	W*	Feb. 10	Calgary	3-2	W**
Nov. 13	@ Carolina	7-4	W	Feb. 15	Edmonton	2-1	W*
Nov. 15	Ottawa	2-4	L	Feb. 17	Boston	3-4	O**
Nov. 17	Pittsburgh	4-2	W	Feb. 20	Philadelphia	6-3	W
Nov. 18	@ Ottawa	1-4	L	Feb. 22	Ottawa	6-5	W**
Nov. 20	Tampa Bay	7-2	W	Feb. 24	@ Ottawa	5-6	L
Nov. 22	Toronto	7-4	W	Feb. 27	@ Toronto	6-1	W
Nov. 24	Montreal	1-2	O*	Mar. 2	Montreal	8-5	W
Nov. 26	@ NY Rangers	3-2	W*	Mar. 3	@ Toronto	3-1	W
Dec. 1	NY Rangers	4-3	W**	Mar. 7	Colorado	2-3	L
Dec. 2	@ Washington	4-7	L	Mar. 9	Minnesota	1-5	L
Dec. 5	@ Tampa Bay	4-1	W	Mar. 10	New Jersey	2-3	L
Dec. 7	@ Florida	1-3	L	Mar. 13	@ Pittsburgh	4-5	O**
Dec. 9	@ Montreal	3-2	W**	Mar. 15	@ Florida	5-3	W
Dec. 12	@ New Jersey	3-2	W	Mar. 16	@ Tampa Bay	3-2	W
Dec. 14	Florida	2-1	W	Mar. 18	@ Atlanta	3-4	O*
Dec. 16	Ottawa	1-3	L	Mar. 21	Washington	5-2	W
Dec. 19	Montreal	2-5	L	Mar. 23	Toronto	5-4	W
Dec. 21	@ Nashville	7-2	W	Mar. 24	@ Toronto	1-4	L
Dec. 23	@ St. Louis	2-3	O*	Mar. 28	New Jersey	4-3	W
Dec. 26	Washington	6-3	W	Mar. 30	NY Islanders	6-4	W
Dec. 28	Carolina	4-1	W	Mar. 31	@ Montreal	3-4	L
Dec. 30	Atlanta	4-1	W	Apr. 3	@ Pittsburgh	4-1	W
Jan. 1	NY Islanders	3-1	W	Apr. 5	Boston	4-2	W
Jan. 3	@ Ottawa	3-6	L	Apr. 7	@ Washington	2-0	W
Jan. 5	Pittsburgh	2-4	L	Apr. 8	@ Philadelphia	3-4	L

* - overtime decision ** - shootout decision

2005-06 REGULAR-SEASON SCORING

NO.	PLAYER	GP	G	A	PTS	+/-	PIM	PP	SH	GW	OTSHOTS	S%	
61	Maxim Afinogenov	77	22	51	73	6	84	11	0	3	2	241	9.1
23	Chris Drury	81	30	37	67	-12	32	16	2	5	1	172	17.4
12	Ales Kotalik	82	25	37	62	-3	62	10	0	5	0	261	14.1
48	Daniel Briere	48	25	33	58	3	48	11	0	4	1	147	17.0
19	Tim Connolly	63	16	39	55	5	28	7	0	3	0	99	16.2
26	Thomas Vanek*	81	25	23	48	-11	72	11	0	4	0	204	12.2
9	Derek Roy	70	18	28	46	1	57	5	1	0	1	151	11.9
51	Brian Campbell	79	12	32	44	-14	16	5	0	5	1	105	11.4
55	Jochen Hecht	64	18	24	42	10	34	4	2	4	1	179	10.1
17	J-P Dumont	54	20	20	40	-2	38	9	0	3	0	116	17.2
27	Teppo Numminen	75	2	38	40	6	36	0	0	0	0	60	5.0
29	Jason Pominville*	57	18	12	30	-4	22	10	2	2	0	124	14.5
28	Paul Gaustad*	78	9	15	24	4	65	0	0	0	0	113	7.9
25	Mike Grier	81	7	16	23	-7	28	0	0	4	0	109	6.4
10	Henrik Tallinder	82	6	15	21	10	74	0	1	1	0	79	7.6
45	Dmitri Kalinin	55	2	16	18	14	54	0	0	0	0	47	4.3
5	Toni Lydman	75	1	16	17	9	82	0	0	0	0	68	1.5
74	Jay McKee	75	5	11	16	0	57	0	1	0	0	50	10.0
24	Taylor Pyatt	41	6	6	12	-1	33	0	0	1	0	62	9.6
8	Rory Fitzpatrick	56	4	5	9	-18	50	2	0	1	0	44	9.1
22	Adam Mair	40	2	5	7	-2	47	0	0	0	0	40	5.0
13	Jiri Novotny*	14	2	1	3	-5	0	0	1	0	0	15	13.3
20	Daniel Paille*	14	1	2	3	5	2	0	0	0	0	15	6.7
30	Ryan Miller*	48	0	2	2	0	0	0	0	0	0	0	0.0
38	Nathan Paetsch*	1	0	1	1	-1	0	0	0	0	0	0	0.0
47	Chris Thorburn*	2	0	1	1	-1	7	0	0	0	0	1	0.0
45	Martin Biron	35	0	1	1	0	10	0	0	0	0	0	0.0
34	Jeff Jillson	2	0	0	0	0	4	0	0	0	0	1	0.0
35	Mika Noronen	4	0	0	0	0	2	0	0	0	0	0	0.0
76	Andrew Peters	28	0	0	0	-2	100	0	0	0	0	6	0.0

NO.	GOALTENDER	GP	MIN	GAA	W	L	T	EN	SO	GA	SA	SV%
30	Ryan Miller*	48	2861:50	2.60	30	14	3	3	1	124	1440	.914
43	Martin Biron	35	1934:11	2.88	21	8	3	2	1	93	980	.905
35	Mika Noronen	4	168:32	4.27	1	2	0	0	0	12	77	.844
GOALTENDER TOTALS			4964:33	2.77	52	24	6	5	2	229	2497	.908

* - rookie

2006-07 REGULAR-SEASON SCORING

NO.	PLAYER	GP	G	A	PTS	+/-	PIM	PP	SH	GW	OTSHOTS	S%	
48	Daniel Briere	81	32	63	95	17	89	9	0	6	3	234	13.7
26	Thomas Vanek	82	43	41	84	47	40	15	0	5	1	237	18.1
23	Chris Drury	77	37	32	69	1	30	17	3	9	1	199	18.6
29	Jason Pominville	82	34	34	68	25	30	2	2	5	0	212	16.0
9	Derek Roy	75	21	42	63	37	60	6	1	3	0	130	16.2
61	Maxim Afinogenov	56	23	38	61	19	66	7	0	3	0	151	15.2
55	Jochen Hecht	76	19	37	56	19	39	3	0	1	0	197	9.6
51	Brian Campbell	82	6	42	48	28	35	1	0	1	0	92	6.5
12	Ales Kotalik	66	16	22	38	-5	46	3	0	1	0	162	9.9
45	Dmitri Kalinin	82	7	22	29	19	36	0	1	0	0	86	8.1
27	Teppo Numminen	79	2	27	29	17	32	0	0	0	0	69	2.9
21	Drew Stafford*	41	13	14	27	5	33	3	0	3	0	67	19.4
38	Nathan Paetsch*	63	2	22	24	10	50	0	0	0	0	62	3.2
28	Paul Gaustad	54	9	13	22	11	74	3	0	0	0	75	12.0
6	Jaroslav Spacek	65	5	16	21	20	62	1	0	2	0	78	6.4
5	Toni Lydman	67	2	17	19	10	55	0	0	1	0	44	4.5
10	Henrik Tallinder	47	4	10	14	19	34	0	0	0	0	34	11.8
13	Jiri Novotny	50	6	7	13	-2	26	0	0	0	0	60	10.0
20	Daniel Paille*	29	3	8	11	5	18	0	0	0	0	45	6.7
22	Adam Mair	82	2	9	11	-1	128	0	0	0	0	73	2.7
15	Dainius Zubrus	19	4	4	8	-3	12	1	0	0	0	31	12.9
41	Clarke MacArthur*	19	3	4	7	4	4	0	0	0	0	16	18.8
37	Michael Ryan*	19	3	2	5	-8	2	0	1	0	0	34	8.8
76	Andrew Peters	58	1	1	2	-1	125	0	0	0	0	19	5.3
3	Michael Funk*	5	0	2	2	2	0	0	0	0	0	1	0.0
36	Patrick Kaleta*	7	0	2	2								



YEAR-BY-YEAR RESULTS RECORD BOOK

2020 - 2021

2007-08 | 39-31-12, 4th PLACE

Oct. 5	NY Islanders	4-6	L
Oct. 6	@ NY Islanders	2-3	L
Oct. 11	Atlanta	6-0	W
Oct. 13	Washington	7-3	W
Oct. 15	Toronto	5-4	W*
Oct. 19	Columbus	0-3	L
Oct. 20	@ Montreal	2-4	L
Oct. 24	@ Carolina	2-6	L
Oct. 26	@ Florida	4-2	W
Oct. 27	@ Tampa Bay	4-3	W*
Nov. 1	@ Boston	3-4	L*
Nov. 2	Florida	2-4	L
Nov. 5	@ Montreal	0-2	L
Nov. 7	Boston	2-1	W*
Nov. 9	Toronto	0-3	L
Nov. 10	@ Boston	1-2	L
Nov. 15	@ Ottawa	2-3	L
Nov. 16	Montreal	4-1	W
Nov. 21	Ottawa	4-2	W
Nov. 23	Montreal	4-2	W
Nov. 24	@ Montreal	3-0	W
Nov. 26	@ Washington	3-1	W
Nov. 28	St. Louis	3-4	L
Dec. 1	Carolina	8-1	W
Dec. 5	@ Anaheim	1-4	L
Dec. 6	@ Los Angeles	2-8	L
Dec. 8	@ San Jose	7-1	W
Dec. 10	Boston	1-4	L
Dec. 12	NY Islanders	5-3	W
Dec. 14	@ Washington	5-3	W
Dec. 15	Chicago	3-1	W
Dec. 19	@ NY Islanders	2-1	W
Dec. 21	Philadelphia	3-2	W
Dec. 22	@ Philadelphia	6-5	W**
Dec. 26	Ottawa	3-5	L
Dec. 28	@ New Jersey	1-2	O**
Dec. 29	@ Pittsburgh	0-2	L
Jan. 1	Pittsburgh#	1-2	O**
Jan. 4	Ottawa	3-5	L
Jan. 6	@ Atlanta	2-5	L
Jan. 8	@ New Jersey	1-2	O**

NORTHEAST DIVISION

Jan. 10	@ Ottawa	2-3	O**
Jan. 12	New Jersey	2-3	O**
Jan. 16	@ NY Rangers	1-2	L
Jan. 18	Atlanta	10-1	W
Jan. 19	@ Toronto	2-4	L
Jan. 21	@ Phoenix	2-6	L
Jan. 24	@ Dallas	2-1	W
Jan. 29	@ Tampa Bay	4-2	W
Jan. 30	@ Florida	1-0	W
Feb. 1	@ Atlanta	4-5	O**
Feb. 5	@ Boston	4-2	W
Feb. 6	New Jersey	3-2	W**
Feb. 8	Boston	2-3	O**
Feb. 10	Florida	5-3	W
Feb. 12	@ Ottawa	5-1	W
Feb. 13	Toronto	1-0	W
Feb. 16	@ NY Rangers	1-5	L
Feb. 17	Pittsburgh	1-4	L
Feb. 20	Tampa Bay	4-3	W*
Feb. 21	@ Toronto	5-1	W
Feb. 23	NY Rangers	3-4	L
Feb. 25	Philadelphia	3-4	O**
Feb. 27	Nashville	8-4	W
Feb. 29	Montreal	2-6	L
Mar. 2	Detroit	2-4	L
Mar. 4	@ Philadelphia	5-2	W
Mar. 5	Washington	1-3	L
Mar. 8	@ Carolina	3-4	O*
Mar. 10	NY Rangers	2-3	O**
Mar. 12	@ Pittsburgh	3-7	L
Mar. 14	Carolina	7-1	W
Mar. 15	@ Toronto	6-2	W
Mar. 19	Tampa Bay	7-4	W
Mar. 21	Toronto	1-4	L
Mar. 25	Ottawa	3-6	L
Mar. 27	@ Ottawa	4-3	W**
Mar. 28	Montreal	3-4	O*
Mar. 30	Boston	2-1	W*
Apr. 1	@ Boston	4-3	W**
Apr. 3	@ Montreal	1-3	L
Apr. 5	@ Boston	3-0	W

2008-09 | 41-32-9, 4th PLACE

Oct. 10	Montreal	2-1	W**
Oct. 13	@ NY Islanders	7-1	W
Oct. 15	@ NY Rangers	3-1	W
Oct. 17	Vancouver	5-2	W
Oct. 18	@ Atlanta	2-3	O**
Oct. 21	Boston	3-2	W**
Oct. 23	@ Minnesota	4-3	W**
Oct. 25	@ Colorado	1-2	O**
Oct. 27	Ottawa	2-5	L
Oct. 30	Tampa Bay	2-5	L
Nov. 1	Washington	5-0	W
Nov. 3	@ New Jersey	2-0	W
Nov. 7	Atlanta	4-5	O*
Nov. 8	@ Boston	1-3	L
Nov. 12	St. Louis	4-3	W
Nov. 14	Columbus	1-6	L
Nov. 15	@ Pittsburgh	2-5	L
Nov. 19	@ Boston	4-7	L
Nov. 21	Philadelphia	0-3	L
Nov. 22	NY Islanders	2-4	L
Nov. 26	Boston	3-2	W
Nov. 28	Pittsburgh	4-3	W
Nov. 29	@ Montreal	2-3	L
Dec. 1	Nashville	0-2	L
Dec. 4	@ Florida	1-2	L
Dec. 6	@ Tampa Bay	4-3	W
Dec. 8	@ Pittsburgh	4-3	W
Dec. 10	Tampa Bay	4-2	W
Dec. 12	Toronto	1-2	L
Dec. 13	@ New Jersey	4-2	W
Dec. 17	New Jersey	3-5	L
Dec. 19	Los Angeles	5-0	W
Dec. 20	@ Montreal	3-4	O*
Dec. 22	Pittsburgh	3-4	O*
Dec. 26	@ Washington	2-3	L
Dec. 27	NY Islanders	4-3	W**
Dec. 30	Washington	2-4	L
Jan. 1	@ Toronto	4-1	W
Jan. 3	@ Boston	4-2	W
Jan. 6	Ottawa	4-2	W
Jan. 9	NY Rangers	2-1	W**

NORTHEAST DIVISION

Jan. 10	@ Detroit	1-3	L
Jan. 14	@ Chicago	1-4	L
Jan. 15	@ Dallas	5-4	W**
Jan. 17	Carolina	3-1	W
Jan. 19	@ Florida	3-2	W**
Jan. 21	@ Tampa Bay	3-5	L
Jan. 27	@ Edmonton	10-2	W
Jan. 28	@ Calgary	2-5	L
Jan. 31	@ Phoenix	2-0	W
Feb. 2	@ Anaheim	2-3	L
Feb. 4	Toronto	5-0	W
Feb. 6	Montreal	3-2	W
Feb. 7	@ Ottawa	2-3	O**
Feb. 11	Ottawa	1-3	L
Feb. 13	San Jose	6-5	W**
Feb. 15	Carolina	0-3	L
Feb. 17	@ Toronto	4-1	W
Feb. 19	@ Philadelphia	3-6	L
Feb. 21	NY Rangers	4-2	W
Feb. 24	Anaheim	2-3	L
Feb. 26	@ Carolina	1-2	O**
Feb. 28	@ NY Islanders	0-2	L
Mar. 4	Montreal	5-1	W
Mar. 6	Phoenix	5-1	W
Mar. 7	@ Ottawa	3-6	L
Mar. 10	@ Philadelphia	2-5	L
Mar. 12	Florida	3-1	W
Mar. 14	Atlanta	3-4	O**
Mar. 17	@ Ottawa	2-4	L
Mar. 20	Philadelphia	4-6	L
Mar. 21	@ NY Rangers	3-5	L
Mar. 25	Florida	5-3	W
Mar. 27	Toronto	5-3	W
Mar. 28	@ Montreal	4-3	W**
Apr. 1	@ Atlanta	2-3	O*
Apr. 3	@ Washington	5-4	W*
Apr. 4	New Jersey	2-3	L
Apr. 6	Detroit	1-4	L
Apr. 8	@ Toronto	3-1	W
Apr. 9	@ Carolina	5-1	W
Apr. 11	Boston	6-1	W

* - overtime decision ** - shootout decision # - played at Ralph Wilson Stadium (Orchard Park, NY)

* - overtime decision ** - shootout decision

2007-08 REGULAR-SEASON SCORING

NO.	PLAYER	GP	G	A	PTS	+/-	PIM	PP	SH	GW	OTSHOTS	S%	
9	Derek Roy	78	32	49	81	13	46	6	3	4	0	218	14.7
29	Jason Pominville	82	27	53	80	16	20	2	1	1	0	232	11.6
26	Thomas Vanek	82	36	28	64	-5	64	19	0	9	2	240	15.0
55	Jochen Hecht	75	22	27	49	1	38	3	1	3	0	111	6.3
12	Ales Kotalik	79	23	20	43	-5	58	12	0	1	0	207	11.1
51	Brain Campbell	63	5	38	43	-1	12	3	0	0	0	102	4.9
19	Tim Connolly	48	7	33	40	4	8	3	1	3	0	111	6.3
21	Drew Stafford	64	16	22	38	3	51	1	0	5	0	103	15.5
28	Paul Gaustad	82	10	26	36	-4	85	5	0	2	1	136	7.4
20	Daniel Paille	77	19	16	35	9	14	0	3	2	0	110	17.3
6	Jaroslav Spacek	60	9	23	32	9	14	0	3	2	0	95	9.5
61	Maxim Afinogenov	56	10	18	28	-16	42	1	0	1	0	114	8.8
5	Toni Lydman	82	4	22	26	1	74	3	0	0	0	86	4.7
10	Henrik Tallinder	71	1	17	18	5	48	0	0	0	0	70	1.4
22	Adam Mair	72	5	12	17	-2	66	0	0	2	0	62	8.1
41	Clarke MacArthur*	37	8	7	15	3	20	0	0	1	1	51	15.7
56	Steve Bernier	17	3	6	9	1	2	0	0	0	0	35	8.6
38	Nathan Paetsch	59	2	7	9	3	27	0	0	0	0	49	4.1
37	Michael Ryan	46	4	4	8	-4	30	0	0	0	0	60	6.7
44	Andrej Sekera*	37	2	6	8	5	16	0	0	1	0	28	7.1
45	Dmitri Kalinin	46	1	7	8	-7	32	1	0	0	0	60	1.7
4	Nolan Pratt	55	1	6	7	1	30	0	0	0	0	21	4.8
36	Patrick Kaleta	40	3	2	5	1	41	0	0	0	0	26	11.5
34	Mike Weber*	16	0	3	3	12	14	0	0	0	0	12	0.0
76	Andrew Peters	44	1	1	2	-4	100	0	0	0	0	18	5.6
30	Ryan Miller	76	0	1	1	0	6	0	0	0	0	0	0.0
27	Teppo Numminen	1	0	0	0	0	0	0	0	0	0	0	0.0
17	Marc-Andre Gagnani*	2	0	0	0	-2	4	0	0	0	0	1	0.0
3	Michael Funk*	4	0	0	0	-3	0	0	0	0	0	1	0.0
35	Jocelyn Thibault	12	0	0	0	0	0	0	0	0	0	0	0.0

NO.	GOALTENDER	GP	MIN	GAA	W	L	T	EN	SO	GA	SA	SV%
30	Ryan Miller	76	4474:18	2.64	36	27	10	8	3	197	2104	.906
35	Jocelyn Thibault	12	507:03	3.31	3	4	2	0	2	28	214	.869

GOALTENDER TOTALS 4981:21 2.71 39 31 12 8 5 225 2318 .903

* - rookie

2008-09 REGULAR-SEASON SCORING

NO.	PLAYER	GP	G	A	PTS	+/-	PIM	PP	SH	GW	OTSHOTS	S%	
9	Derek Roy	82	28	42	70	-5	38	9	1	9	1	221	12.7
29	Jason Pominville	82	20	46	66	-4	18	6	1	2	1	239	8.4
26	Thomas Vanek	73	40	24	64	-1	44	20	2	5	0	211	19.0
19	Tim Connolly	48	18	29	47	12	22	5	1	5	0	126	14.3
21	Drew Stafford	79	20	25	45	3	29	9	0	0	0	183	10.9
6	Jaroslav Spacek	80	8	37	45	2	38	4	0	0	0	130	6.2
12	Ales Kotalik	56	13	19	32	-7	28	8	0	1	0	153	8.5
41	Clarke MacArthur	71	17	14	31	-4	56	5	0	0	0	108	15.7
28	Paul Gaustad	62	12	17	29	4	108	3	1	1	0	122	9.8
55	Jochen Hecht	70	12	15	27	-9	33	3	1	1	0	173	6.9
20	Daniel Paille	73	12	15	27	0	20	0	0	2	0	80	15.0
52	Craig Rivet	64	2	22	24	4	125	1	0	0	0	80	2.5
5	Toni Lydman	80	3	20	23	0	70	0	0	0	0	99	3.0
61	Maxim Afinogenov	48	6	14	20	-7	20	0	0	0	0	93	6.5
22	Adam Mair	75	8	11	19	4	95	0	0	1	0	75	10.7
44	Andrej Sekera	69	3	16	19	-11	22	1	0	1	0	84	3.6
27	Teppo Numminen	57	2	15	17	-4	22	1	0	1	0	34	5.9
37	Matt Ellis	45	7	5	12	4	12	0	0	2	0	73	9.6
10	Henrik Tallinder	66	1	11	12	-2	36	0	0	1	0	35	2.9
36	Patrick Kaleta	51	4	5	9	1	89	0	0	0	0	35	11.4
38	Nathan Paetsch	23	2	4	6	3	25	0	0	0	0	21	9.5
34	Chris Butler*	47	2	4	6	11	18	0	0	1	0	36	5.6
17	Dominic Moore	18	1	3									



YEAR-BY-YEAR RESULTS RECORD BOOK

2020 - 2021

2009-10 | 45-27-10, 1st PLACE

Oct. 3	Montreal	1-2	O*
Oct. 8	Phoenix	2-1	W
Oct. 10	@ Nashville	1-0	W
Oct. 13	Detroit	6-2	W
Oct. 16	NY Islanders	6-3	W
Oct. 17	Atlanta	2-4	L
Oct. 21	@ Florida	5-2	W
Oct. 24	@ Tampa Bay	3-2	W**
Oct. 28	@ New Jersey	4-1	W
Oct. 30	Toronto	3-2	W*
Oct. 31	@ NY Islanders	0-5	L
Nov. 4	NY Islanders	3-0	W
Nov. 6	Philadelphia	2-5	L
Nov. 7	@ Boston	2-4	L
Nov. 11	Edmonton	3-1	W
Nov. 13	Calgary	2-1	W**
Nov. 14	@ Philadelphia	3-2	W
Nov. 18	Florida	2-6	L
Nov. 20	Boston	1-2	O*
Nov. 21	@ Ottawa	3-5	L
Nov. 25	@ Washington	0-2	L
Nov. 27	@ Philadelphia	4-2	W
Nov. 28	Carolina	5-1	W
Nov. 30	@ Toronto	3-0	W
Dec. 3	Montreal	6-2	W
Dec. 5	NY Rangers	1-2	L
Dec. 7	New Jersey	0-3	L
Dec. 9	Washington	3-0	W
Dec. 11	Chicago	2-1	W
Dec. 12	@ NY Rangers	3-2	W
Dec. 14	@ Montreal	4-3	W
Dec. 16	@ Ottawa	0-2	L
Dec. 18	Toronto	5-2	W
Dec. 19	Pittsburgh	1-2	O**
Dec. 21	@ Toronto	3-2	W*
Dec. 23	@ Washington	2-5	L
Dec. 26	Ottawa	2-3	O**
Dec. 27	@ St. Louis	5-3	W
Dec. 29	Pittsburgh	4-3	W
Jan. 1	Atlanta	4-3	W*
Jan. 3	@ Montreal	1-0	W

NORTHEAST DIVISION

Jan. 6	Tampa Bay	5-3	W
Jan. 8	Toronto	3-2	W
Jan. 9	Colorado	3-4	O**
Jan. 14	@ Atlanta	2-1	W*
Jan. 16	@ NY Islanders	2-3	O**
Jan. 18	@ Phoenix	7-2	W
Jan. 19	@ Anaheim	4-5	L
Jan. 21	@ Los Angeles	3-4	O**
Jan. 23	@ San Jose	2-5	L
Jan. 25	@ Vancouver	2-3	L
Jan. 27	New Jersey	2-1	W**
Jan. 29	Boston	2-1	W
Feb. 1	@ Pittsburgh	4-5	L
Feb. 3	Ottawa	2-4	L
Feb. 5	Carolina	3-4	L
Feb. 6	@ Columbus	0-4	L
Feb. 9	Boston	2-3	O**
Feb. 11	@ Carolina	3-4	O*
Feb. 13	San Jose	3-1	W
Mar. 2	@ Pittsburgh	2-3	L
Mar. 3	Washington	1-3	L
Mar. 5	Philadelphia	3-2	W*
Mar. 7	@ NY Rangers	2-1	W*
Mar. 10	Dallas	5-3	W
Mar. 12	Minnesota	2-3	L
Mar. 13	@ Detroit	2-3	O*
Mar. 16	@ Atlanta	3-4	L
Mar. 18	@ Tampa Bay	6-2	W
Mar. 20	@ Florida	3-1	W
Mar. 21	@ Carolina	5-3	W
Mar. 24	Montreal	3-2	W**
Mar. 26	Ottawa	2-4	L
Mar. 27	Tampa Bay	7-1	W
Mar. 29	@ Boston	3-2	W
Mar. 31	Florida	6-2	W
Apr. 1	@ Toronto	2-4	L
Apr. 3	@ Montreal	0-3	L
Apr. 6	NY Rangers	5-2	W
Apr. 8	@ Boston	1-3	L
Apr. 10	@ Ottawa	5-2	W
Apr. 11	@ New Jersey	1-2	L

2010-11 | 43-29-10, 3rd PLACE

Oct. 8	@ Ottawa	2-1	W
Oct. 9	NY Rangers	3-6	L
Oct. 11	Chicago	3-4	L
Oct. 13	New Jersey	0-1	O*
Oct. 15	Montreal	1-2	L
Oct. 16	@ Chicago	3-4	L
Oct. 20	@ Atlanta	4-1	W
Oct. 22	Ottawa	2-4	L
Oct. 23	@ New Jersey	6-1	W
Oct. 26	@ Philadelphia	3-6	L
Oct. 29	@ Atlanta	3-4	O*
Oct. 30	@ Dallas	0-4	L
Nov. 3	Boston	2-5	L
Nov. 5	Montreal	2-3	L
Nov. 6	@ Toronto	3-2	W**
Nov. 10	@ New Jersey	5-4	W**
Nov. 11	@ NY Rangers	2-3	O*
Nov. 13	Washington	3-2	W*
Nov. 15	Vancouver	4-3	W*
Nov. 17	@ Washington	2-4	L
Nov. 19	Los Angeles	4-2	W
Nov. 20	Tampa Bay	1-2	L
Nov. 24	Pittsburgh	0-1	L
Nov. 26	Toronto	3-1	W
Nov. 27	@ Montreal	1-3	L
Dec. 3	Columbus	5-0	W
Dec. 4	@ Ottawa	1-0	W**
Dec. 7	@ Boston	2-3	O*
Dec. 9	San Jose	6-3	W
Dec. 11	Pittsburgh	2-5	L
Dec. 15	Boston	3-2	W
Dec. 17	@ Florida	2-6	L
Dec. 18	@ Tampa Bay	1-3	L
Dec. 21	Anaheim	5-2	W
Dec. 23	Florida	3-4	L
Dec. 27	@ Calgary	2-5	L
Dec. 28	@ Edmonton	4-2	W
Jan. 1	Boston	7-6	W**
Jan. 4	@ Colorado	3-4	O*
Jan. 6	@ San Jose	3-0	W
Jan. 8	@ Phoenix	2-1	W*

NORTHEAST DIVISION

Jan. 11	Philadelphia	2-5	L
Jan. 13	Carolina	3-2	W
Jan. 15	@ NY Islanders	3-5	L
Jan. 18	Montreal	2-1	W*
Jan. 20	@ Boston	4-2	W
Jan. 21	NY Islanders	2-5	L
Jan. 23	@ NY Islanders	5-3	W
Jan. 25	@ Ottawa	3-2	W*
Feb. 4	@ Pittsburgh	2-3	L
Feb. 5	Toronto	6-2	W
Feb. 8	@ Tampa Bay	7-4	W
Feb. 10	@ Florida	3-2	W*
Feb. 13	NY Islanders	6-7	O*
Feb. 15	@ Montreal	3-2	W**
Feb. 16	Toronto	1-2	L
Feb. 18	St. Louis	0-3	L
Feb. 20	Washington	1-2	L
Feb. 23	Atlanta	4-1	W
Feb. 25	Ottawa	4-2	W
Feb. 26	Detroit	2-3	O**
Mar. 1	@ NY Rangers	3-2	W
Mar. 3	@ Carolina	2-3	O*
Mar. 5	@ Philadelphia	5-3	W
Mar. 6	@ Minnesota	3-2	W*
Mar. 8	@ Pittsburgh	1-3	L
Mar. 10	@ Boston	4-3	W*
Mar. 12	@ Toronto	3-4	L
Mar. 13	Ottawa	6-4	W
Mar. 15	Carolina	0-1	L
Mar. 19	Atlanta	8-2	W
Mar. 20	Nashville	3-4	O*
Mar. 22	@ Montreal	2-0	W
Mar. 25	Florida	4-2	W
Mar. 26	New Jersey	2-0	W
Mar. 29	@ Toronto	3-4	L
Mar. 30	NY Rangers	1-0	W
Apr. 2	@ Washington	4-5	O*
Apr. 3	@ Carolina	2-1	W*
Apr. 5	Tampa Bay	4-2	W
Apr. 8	Philadelphia	4-3	W*
Apr. 9	@ Columbus	5-4	W

* - overtime decision ** - shootout decision

* - overtime decision ** - shootout decision

2009-10 REGULAR-SEASON SCORING

NO.	PLAYER	GP	G	A	PTS	+/-	PIM	PP	SH	GW	OTSHOTS	S%	
9	Derek Roy	80	26	43	69	9	48	10	1	6	3	215	12.1
19	Tim Connolly	73	17	48	65	10	28	7	1	5	2	206	8.3
29	Jason Pominville	82	24	38	62	13	22	8	0	2	0	252	9.5
26	Thomas Vanek	71	28	25	53	9	42	10	0	6	0	182	15.4
57	Tyler Myers*	82	11	37	48	13	32	3	0	1	0	104	10.6
55	Jochen Hecht	79	21	21	42	14	35	3	0	2	0	224	9.4
21	Drew Stafford	71	14	20	34	4	35	5	0	1	0	181	7.7
41	Clarke MacArthur	60	13	13	26	-14	47	3	0	3	0	99	13.1
13	Tim Kennedy*	78	10	16	26	-3	50	1	0	3	0	98	10.2
4	Steve Montador	78	5	18	23	0	75	0	0	2	0	134	3.7
28	Paul Gaustad	65	12	10	22	-7	82	3	0	1	0	111	10.8
25	Mike Grier	73	10	12	22	-4	14	0	0	2	0	123	8.1
34	Chris Butler	59	1	20	21	-15	22	0	0	0	0	61	1.6
5	Toni Lydman	67	4	16	20	10	30	0	0	1	0	77	5.2
10	Henrik Tallinder	82	4	16	20	13	32	0	0	0	0	53	7.5
36	Patrick Kaleta	55	10	5	15	2	89	0	2	4	1	64	15.6
52	Craig Rivet	78	1	14	15	-6	100	0	0	0	0	63	1.6
22	Adam Mair	69	6	8	14	-2	73	0	0	0	0	67	9.0
37	Matt Ellis	72	3	10	13	-1	12	0	0	1	0	112	2.7
44	Andrej Sekera	49	4	7	11	-1	6	0	0	0	0	59	6.8
63	Tyler Ennis*	10	3	6	9	1	6	0	0	0	0	23	13.0
42	Nathan Gerbe*	10	2	3	5	1	4	2	0	1	0	29	6.9
17	Raffi Torres	14	0	5	5	-3	2	0	0	0	0	21	0.0
12	Mark Mancari*	6	1	1	2	3	4	0	0	0	0	19	5.3
38	Nathan Paetsch	11	1	1	2	2	6	0	0	0	0	9	11.1
20	Daniel Paille	2	0	1	1	1	0	0	0	0	0	2	0.0
1	Jhonas Enroth*	1	0	0	0	0	0	0	0	0	0	0	0.0
40	Patrick Lalime	16	0	0	0	0	2	0	0	0	0	0	0.0
30	Ryan Miller	69	0	0	0	0	4	0	0	0	0	0	0.0

NO.	GOALTENDER	GP	MIN	GAA	W	L	T	EN	SO	GA	SA	SV%
30	Ryan Miller	69	4047:10	2.22	41	18	8	7	5	150	2098	.929
40	Patrick Lalime	16	853:47	2.81	4	8	2	0	0	40	432	.907
1	Jhonas Enroth*	1	58:18	4.12	0	1	0	0	0	4	37	.892

GOALTENDER TOTALS

4959:15 2.35 45 27 10 7 5 194 2567 .924

* - rookie

2010-11 REGULAR-SEASON SCORING

NO.	PLAYER	GP	G	A	PTS	+/-	PIM	PP	SH	GW	OTSHOTS	S%	
26	Thomas Vanek	80	32	41	73	2	24	11	0	5	2	238	13.4
21	Drew Stafford	62	31	21	52	13	34	11	0	4	2	179	17.3
29	Jason Pominville	73	22	30	52	1	15	5	1	2	1	215	10.2
63	Tyler Ennis*	82	20	29	49	0	30	5	0	1	0	210	9.5
19	Tim Connolly	68	13	29	42	-10	20	6	0	3	0	151	8.6
57	Tyler Myers	80	10	27	37	0	40	3	0	5	2	122	8.2
3	Jordan Leopold	71	13	22	35	-11	36	5	0	1	0	134	9.7
9	Derek Roy	35	10	25	35	-1	16	2	0	1	0	89	11.2
42	Nathan Gerbe	64	16	15	31	11	34	2	0	3	0	171	9.4
28	Paul Gaustad	81	12	19	31	7	101	1	0	3	0	117	10.3
55	Jochen Hecht	67	12	17	29	4	40	0	0	4	0	172	7.0
44	Andrej Sekera	76	3	26	29	11	34	0	0	0	0	88	3.4
4	Steve Montador	73	5	21	26	16	83	0	0	0	0	118	4.2
8	Cody McCormick	81	8	12	20	2	142	0	0	1	0	104	7.7
20	Rob Niedermayer	71	5	14	19	-8	22	0	0	1	0	80	6.3
6	Mike Weber	58	4	13	17	13	69	0	0	0	0	53	7.5
25	Mike Grier	73	5	11	16	0	12	0	0	0	0	107	4.7
22	Brad Boyes	21	5	9	14	2	6	2	0	1	1	46	10.9
36	Patrick Kaleta	51	4	5	9	-4	78	0	1	0	0	65	6.2
34	Chris Butler	49	2	7	9	8	26	0	0	0	0	52	3.8
12	Mark Mancari	20	1	7	8	-1	12	1	0	0	0	43	2.3
27	Shaone Morrisonn	62	1	4	5	-2	32	0	0	1	1	44	2.3
72	Luke Adam*	1											



YEAR-BY-YEAR RESULTS RECORD BOOK

2020 - 2021

2011-12 39-32-11, 3rd PLACE				NORTHEAST DIVISION			
Oct. 7	Anaheim#	4-1	W	Jan. 10	@ Toronto	0-2	L
Oct. 8	@ Los Angeles##	4-2	W	Jan. 13	Toronto	3-2	W
Oct. 14	Carolina	3-4	L	Jan. 14	@ NY Islanders	2-4	L
Oct. 15	@ Pittsburgh	3-2	W	Jan. 16	@ Detroit	0-5	L
Oct. 18	@ Montreal	3-1	W	Jan. 18	@ Chicago	2-6	L
Oct. 20	@ Florida	3-0	W	Jan. 19	@ Winnipeg	1-4	L
Oct. 22	@ Tampa Bay	0-3	L	Jan. 21	@ St. Louis	2-4	L
Oct. 25	Tampa Bay	3-4	L	Jan. 24	@ New Jersey	2-1	W**
Oct. 27	Columbus	4-2	W	Jan. 31	@ Montreal	3-1	W
Oct. 29	Florida	2-3	L	Feb. 1	NY Rangers	0-1	O**
Nov. 2	Philadelphia	2-3	L	Feb. 4	@ NY Islanders	4-3	W**
Nov. 4	Calgary	2-1	W	Feb. 8	Boston	6-0	W
Nov. 5	@ Ottawa	3-2	W**	Feb. 10	Dallas	3-2	W**
Nov. 8	Winnipeg	6-5	W*	Feb. 11	Tampa Bay	1-2	L
Nov. 11	Ottawa	5-1	W	Feb. 14	New Jersey	1-4	L
Nov. 12	@ Boston	2-6	L	Feb. 16	@ Philadelphia	2-7	L
Nov. 14	@ Montreal	3-2	W**	Feb. 17	Montreal	3-4	O**
Nov. 16	New Jersey	3-5	L	Feb. 19	Pittsburgh	6-2	W
Nov. 18	@ Carolina	1-0	W	Feb. 21	NY Islanders	2-1	W
Nov. 19	Phoenix	2-4	L	Feb. 24	Boston	2-1	W**
Nov. 23	Boston	3-4	O**	Feb. 25	@ NY Rangers	2-3	O*
Nov. 25	@ Columbus	1-5	L	Feb. 29	@ Anaheim	2-0	W
Nov. 26	Washington	5-1	W	Mar. 1	@ San Jose	1-0	W
Nov. 29	NY Islanders	1-2	L	Mar. 3	@ Vancouver	5-3	W
Dec. 2	Detroit	1-4	L	Mar. 5	@ Winnipeg	1-3	L
Dec. 3	@ Nashville	3-2	W	Mar. 7	Carolina	3-2	W*
Dec. 7	Philadelphia	4-5	O*	Mar. 8	@ Boston	1-3	L
Dec. 9	Florida	2-1	W*	Mar. 10	@ Ottawa	4-3	W**
Dec. 10	NY Rangers	1-4	L	Mar. 12	Montreal	3-2	W*
Dec. 13	Ottawa	2-3	O*	Mar. 14	Colorado	4-5	O**
Dec. 16	Toronto	5-4	W	Mar. 17	@ Florida	2-3	O**
Dec. 17	@ Pittsburgh	3-8	L	Mar. 19	@ Tampa Bay	7-3	W
Dec. 20	@ Ottawa	1-4	L	Mar. 21	Montreal	3-0	W
Dec. 22	@ Toronto	2-3	L	Mar. 23	@ NY Rangers	4-1	W
Dec. 26	Washington	4-2	W	Mar. 24	Minnesota	3-1	W
Dec. 28	@ New Jersey	1-3	L	Mar. 27	@ Washington	5-1	W
Dec. 30	@ Washington	1-3	L	Mar. 30	Pittsburgh	3-5	L
Dec. 31	Ottawa	2-3	O**	Mar. 31	@ Toronto	3-4	L
Jan. 3	Edmonton	4-3	W	Apr. 3	Toronto	6-5	W*
Jan. 6	@ Carolina	2-4	L	Apr. 5	@ Philadelphia	1-2	L
Jan. 7	Winnipeg	1-2	O*	Apr. 7	@ Boston	3-4	O**

2012-13 21-21-6, 5th PLACE				NORTHEAST DIVISION			
Jan. 20	Philadelphia	5-2	W	Apr. 13	Philadelphia	1-0	W
Jan. 21	@ Toronto	2-1	W	Apr. 14	Tampa Bay	3-1	W
Jan. 24	@ Carolina	3-6	L	Apr. 17	@ Boston	3-2	W**
Jan. 25	Carolina	1-3	L	Apr. 19	NY Rangers	4-8	L
Jan. 27	@ Washington	2-3	L	Apr. 22	Winnipeg	1-2	L
Jan. 29	Toronto	3-4	O*	Apr. 23	@ Pittsburgh#	4-2	W
Jan. 31	@ Boston	7-4	W	Apr. 26	NY Islanders	2-1	W**
Feb. 2	@ Montreal	1-6	L				
Feb. 3	Florida	3-4	L				
Feb. 5	@ Ottawa	3-4	L				
Feb. 7	Montreal	5-4	W**				
Feb. 9	@ NY Islanders	3-2	W				
Feb. 10	Boston	1-3	L				
Feb. 12	@ Ottawa	0-2	L				
Feb. 15	Boston	4-2	W				
Feb. 17	Pittsburgh	3-4	L				
Feb. 19	Winnipeg	1-2	L				
Feb. 21	@ Toronto	1-3	L				
Feb. 23	NY Islanders	0-4	L				
Feb. 26	@ Tampa Bay	2-1	W				
Feb. 28	@ Florida	4-3	W**				
Mar. 2	New Jersey	4-3	W**				
Mar. 3	@ NY Rangers	2-3	O**				
Mar. 5	@ Carolina	3-4	L				
Mar. 7	@ New Jersey	2-3	O**				
Mar. 10	@ Philadelphia	2-3	L				
Mar. 12	NY Rangers	3-1	W				
Mar. 16	Ottawa	3-4	O*				
Mar. 17	@ Washington	3-5	L				
Mar. 19	@ Montreal	3-2	W*				
Mar. 21	Toronto	5-4	W**				
Mar. 23	@ Montreal	2-1	W				
Mar. 26	@ Tampa Bay	1-2	L				
Mar. 28	@ Florida	4-5	O**				
Mar. 30	Washington	3-4	O**				
Mar. 31	Boston	0-2	L				
Apr. 2	@ Pittsburgh	4-1	W				
Apr. 5	Ottawa	4-2	W				
Apr. 7	New Jersey	3-2	W**				
Apr. 9	@ Winnipeg	1-4	L				
Apr. 11	Montreal	1-5	L				

* - overtime decision ** - shootout decision # - played at Hartwall Arena (Helsinki, Finland) ## - played at Arena Berlin (Berlin, Germany)

* - overtime decision ** - shootout decision # - rescheduled from April 20

2011-12 REGULAR-SEASON SCORING													
NO.	PLAYER	GP	G	A	PTS	+/-	PIM	PP	SH	GW	OTSHOTS	S%	
29	Jason Pominville	82	30	43	73	-7	12	8	2	5	2	235	12.8
26	Thomas Vanek	78	26	35	61	-6	52	10	0	5	1	204	12.7
21	Drew Stafford	80	20	30	50	5	46	3	1	4	0	226	8.8
9	Derek Roy	80	17	27	44	-7	54	6	1	2	1	176	9.7
63	Tyler Ennis	48	15	19	34	11	14	2	0	1	0	82	18.3
10	Christian Ehrhoff	66	5	27	32	-2	47	1	0	3	0	136	3.7
23	Ville Leino	71	8	17	25	-2	16	1	0	1	0	78	10.3
42	Nathan Gerbe	62	6	19	25	2	32	0	0	2	0	137	4.4
3	Jordan Leopold	79	10	14	24	4	28	1	0	0	0	110	9.1
57	Tyler Myers	55	8	15	23	5	33	3	0	1	1	84	9.5
22	Brad Boyes	65	8	15	23	2	6	2	0	0	0	100	8.0
72	Luke Adam*	52	10	10	20	-6	14	0	0	0	0	89	11.2
28	Paul Gaustad	56	7	10	17	-1	70	0	0	3	0	62	11.3
82	Marcus Foligno*	14	6	7	13	6	9	2	0	1	0	23	26.1
44	Andrej Sekera	69	3	10	13	3	18	1	0	0	0	88	3.4
17	Marc-Andre Gragnani*	44	1	11	12	10	20	1	0	0	0	35	2.9
36	Patrick Kaleta	63	5	5	10	-5	116	0	0	1	0	69	7.2
55	Jochen Hecht	22	4	4	8	1	6	0	1	0	0	40	10.0
52	Alexander Sulzer	15	3	5	8	2	6	0	0	0	0	22	13.6
19	Cody Hodgson*	20	3	5	8	-7	2	2	0	1	0	51	5.9
78	Corey Tropp*	34	3	5	8	0	20	0	0	1	0	32	9.4
37	Matt Ellis	60	3	5	8	-3	25	0	0	1	0	85	3.5
81	Brayden McNabb*	25	1	7	8	-1	15	1	0	0	0	23	4.3
6	Mike Weber	51	1	4	5	-19	64	0	0	0	0	51	2.0
24	Robyn Regehr	76	1	4	5	-12	56	0	0	0	0	49	2.0
58	Paul Szczechura	9	1	3	4	0	4	0	0	0	0	11	9.1
8	Cody McCormick	50	1	3	4	-7	56	0	0	0	0	43	2.3
65	Travis Turnbull*	3	1	0	1	0	5	0	0	0	0	3	33.3
33	TJ Brennan*	11	1	0	1	0	6	0	0	0	0	14	7.1
15	Colin Stuart	2	0	0	0	-3	0	0	0	0	0	0	0.0
31	Drew MacIntyre*	2	0	0	0	0	0	0	0	0	0	0	0.0
71	Derek Whitmore	2	0	0	0	0	0	0	0	0	0	2	0.0
4	Joe Finley*	5	0	0	0	-3	12	0	0	0	0	1	0.0
1	Jhonas Enroth*	26	0	0	0	0	2	0	0	0	0	0	0.0
30	Ryan Miller	61	0	0	0	0	0	0	0	0	0	0	0.0
NO.	GOALTENDER	GP	MIN	GAA	W	L	T	EN	SO	GA	SA	SV%	
30	Ryan Miller	61	3536:25	2.54	31	21	7	6	6	150	1788	.916	
1	Jhonas Enroth*	26	1399:15	2.70	8	11	4	3	1	63	756	.917	
31	Drew MacIntyre*	2	43:29	1.38	0	0	0	0	0	1	18	.944	
GOALTENDER TOTALS			4979:09	2.58	39	32	11	9	7	214	2562	.916	

* - rookie

2012-13 REGULAR-SEASON SCORING													
NO.	PLAYER	GP	G	A	PTS	+/-	PIM	PP	SH	GW	OTSHOTS	S%	
26	Thomas Vanek	38	20	21	41	-1	20	9	1	2	0	119	16.8
19	Cody Hodgson	48	15	19	34	-4	20	3	1	1	0	114	13.2
63	Tyler Ennis	47	10	21	31	-14	16	2	0	0	0	108	9.3
29	Jason Pominville	37	10	15	25	1	8	1	1	1	0	94	10.6
9	Steve Ott	48	9	15	24	3	93	2	0	3	1	73	12.3
10	Christian Ehrhoff	47	5	17	22	6	34	1	0	2	0	102	4.9
21	Drew Stafford	46	6	12	18	-16	21	0	0	0	0	121	5.0
82	Marcus Foligno*	47	5	13	18	-4	41	1	0	0	0	55	9.1
55	Jochen Hecht	47	5	9	14	6	18	0	1	1	0	69	7.2
44	Andrej Sekera	37	2	10	12	-2	4	0	0	0	0	33	6.1
65	Brian Flynn*	26	6	5	11	6	0	0	1	1	0	49	12.2
42	Nathan Gerbe	42	5	5	10	-3	14	0	1	0	0	64	7.8
12	Kevin Porter	31	4	5	9	-1	10	0	1	0	0	37	10.8
57	Tyler Myers	39	3	5	8	-8	32	1	0	2	0	48	6.3
3	Jordan Leopold	24	2	6	8	-6	14	0	0	0	0	38	5.3
6	Mike Weber	42	1	6	7	3	70	0	0	0	0	25	4.0
23	Ville Leino	8	2	4	6	0	6	1	0	0	0	11	18.2
53	Mark Pysyk*	19	1	4	5	-7	0	1	0	0	0	21	4.8
25	Mikhail Grigorenko*	25	1	4	5	-1	0	0	0	0	0	31	3.2
52	Alexander Sulzer	17	3	1	4	3	10	0	0	1	0	15	20.0
27	Adam Parry	17	0	4	4	4	14	0	0	0	0	6	0.0
24	Robyn Regehr	29	0	2	2	-4	21	0	0	0	0	15	0.0
72	Luke Adam	4	1	0	1	1	2	0	0	0	0	2	50.0
33	TJ Brennan*	10	1	0	1	-1	6	1	0	0	0	18	5.6
36	Patrick Kaleta	34	1	0	1	-4	67	0	0	0	0	34	2.9
37	Matt Ellis	6	0	0	0	0	0	0	0	0	0	8	0.0
5	Chad Ruhwedel*	7	0	0	0	0	0	0	0	0	0	8	0.0
8	Cody McCormick	8	0										



YEAR-BY-YEAR RESULTS RECORD BOOK

2020 - 2021

2013-14 | 21-51-10, 8th PLACE

Oct. 2	@ Detroit	1-2	L
Oct. 4	Ottawa	0-1	L
Oct. 5	@ Pittsburgh	1-4	L
Oct. 8	Tampa Bay	2-3	O*
Oct. 10	Columbus	1-4	L
Oct. 12	@ Chicago	1-2	L
Oct. 14	Minnesota	1-2	L
Oct. 15	@ NY Islanders	4-3	W**
Oct. 17	Vancouver	0-3	L
Oct. 19	Colorado	2-4	L
Oct. 23	Boston	2-5	L
Oct. 25	@ Florida	3-1	W
Oct. 26	@ Tampa Bay	2-3	L
Oct. 28	Dallas	3-4	L
Oct. 31	@ NY Rangers	0-2	L
Nov. 2	Anaheim	3-6	L
Nov. 5	@ San Jose	5-4	W**
Nov. 7	@ Los Angeles	0-2	L
Nov. 8	@ Anaheim	2-6	L
Nov. 12	Los Angeles	3-2	W**
Nov. 15	Toronto	3-1	W
Nov. 16	@ Toronto	2-4	L
Nov. 19	St. Louis	1-4	L
Nov. 21	@ Philadelphia	1-4	L
Nov. 24	Detroit	1-3	L
Nov. 27	Montreal	1-3	L
Nov. 29	Toronto	3-2	W*
Nov. 30	@ New Jersey	0-1	O*
Dec. 5	NY Rangers	1-3	L
Dec. 7	@ Montreal	2-3	L
Dec. 10	Ottawa	2-1	W**
Dec. 12	@ Ottawa	1-2	L
Dec. 14	Calgary	1-2	O*
Dec. 17	Winnipeg	4-2	W
Dec. 19	Boston	4-2	W
Dec. 21	@ Boston	1-4	L
Dec. 23	Phoenix	2-1	W*
Dec. 27	@ Toronto	3-4	O**
Dec. 29	Washington	2-1	W**
Dec. 31	@ Winnipeg	0-3	L
Jan. 2	@ Minnesota	1-4	L

ATLANTIC DIVISION

Jan. 4	New Jersey	2-1	W
Jan. 9	Florida	1-2	O**
Jan. 12	@ Washington	2-1	W**
Jan. 14	Philadelphia	3-4	L
Jan. 15	@ Toronto	3-4	O**
Jan. 18	Columbus	3-4	O**
Jan. 21	Florida	3-4	L
Jan. 23	Carolina	3-5	L
Jan. 25	@ Columbus	5-2	W
Jan. 27	@ Pittsburgh	0-3	L
Jan. 28	Washington	4-5	O*
Jan. 30	@ Phoenix	3-2	W
Feb. 1	@ Colorado	1-7	L
Feb. 3	Edmonton	2-3	L
Feb. 5	Pittsburgh	1-5	L
Feb. 6	@ Ottawa	2-3	L
Feb. 25	Carolina#	3-2	W
Feb. 26	Boston	5-4	W*
Feb. 28	San Jose	4-2	W
Mar. 3	@ Dallas	2-3	L
Mar. 6	@ Tampa Bay	3-1	W
Mar. 7	@ Florida	0-2	L
Mar. 9	Chicago	1-2	L
Mar. 11	Nashville	1-4	L
Mar. 13	@ Carolina	2-4	L
Mar. 15	@ NY Islanders	1-4	L
Mar. 16	Montreal	0-2	L
Mar. 18	@ Calgary	1-3	L
Mar. 20	@ Edmonton	3-1	W
Mar. 23	@ Vancouver	2-4	L
Mar. 25	@ Montreal	0-2	L
Mar. 27	@ Nashville	1-6	L
Mar. 29	Tampa Bay	3-4	O*
Apr. 1	New Jersey	3-2	W**
Apr. 3	@ St. Louis	1-2	L
Apr. 4	@ Detroit	2-3	L
Apr. 6	@ Philadelphia	2-5	L
Apr. 8	Detroit	2-4	L
Apr. 10	@ NY Rangers	1-2	L
Apr. 12	@ Boston	1-4	L
Apr. 13	NY Islanders	3-4	O**

* - overtime decision ** - shootout decision # - rescheduled from Jan. 7

2014-15 | 23-51-8, 8th PLACE

Oct. 9	Columbus	1-3	L
Oct. 11	@ Chicago	2-6	L
Oct. 13	Anaheim	1-5	L
Oct. 14	@ Carolina	4-3	W**
Oct. 17	Florida	0-1	L
Oct. 18	Boston	0-4	L
Oct. 22	@ Anaheim	1-4	L
Oct. 23	@ Los Angeles	0-2	L
Oct. 25	@ San Jose	2-1	W
Oct. 28	@ Toronto	0-4	L
Oct. 30	Boston	2-3	O*
Nov. 1	@ Pittsburgh	0-5	L
Nov. 2	Detroit	3-2	W**
Nov. 5	Montreal	1-2	O**
Nov. 7	Edmonton	2-3	L
Nov. 8	Pittsburgh	1-6	L
Nov. 11	@ St. Louis	1-6	L
Nov. 13	@ Minnesota	3-6	L
Nov. 15	Toronto	6-2	W
Nov. 18	San Jose	4-1	W
Nov. 22	@ Washington	2-1	W
Nov. 26	Winnipeg	1-2	L
Nov. 28	Montreal	2-1	W
Nov. 29	@ Montreal	4-3	W**
Dec. 2	Tampa Bay	2-1	W**
Dec. 4	@ Tampa Bay	0-5	L
Dec. 6	@ Florida	2-3	L
Dec. 9	Los Angeles	1-0	W
Dec. 11	Calgary	4-3	W
Dec. 13	Florida	4-3	W*
Dec. 15	Ottawa#	5-4	W**
Dec. 16	@ Winnipeg	1-5	L
Dec. 20	Colorado	1-5	L
Dec. 21	@ Boston	3-4	O*
Dec. 23	@ Detroit	3-6	L
Dec. 27	NY Islanders	4-3	W**
Dec. 29	@ Ottawa	2-5	L
Dec. 31	Tampa Bay	1-5	L
Jan. 2	Florida	0-2	L
Jan. 3	@ NY Rangers	1-6	L
Jan. 6	@ New Jersey	1-4	L

ATLANTIC DIVISION

Jan. 8	@ Carolina	2-5	L
Jan. 9	@ Tampa Bay	1-2	L
Jan. 13	Detroit	1-3	L
Jan. 15	Minnesota	0-7	L
Jan. 17	Philadelphia	3-4	L
Jan. 18	@ Detroit	4-6	L
Jan. 27	@ Calgary	1-4	L
Jan. 29	@ Edmonton	2-3	L
Jan. 30	@ Vancouver	2-5	L
Feb. 3	@ Montreal	3-2	W
Feb. 5	St. Louis	0-3	L
Feb. 7	Dallas	3-2	W
Feb. 8	NY Islanders	2-3	L
Feb. 10	Ottawa	1-2	L
Feb. 15	Philadelphia	1-2	L
Feb. 17	@ New Jersey	1-2	O**
Feb. 19	@ Philadelphia	3-2	W**
Feb. 20	NY Rangers##	1-3	L
Feb. 22	Nashville	1-2	O**
Feb. 24	@ Columbus	4-2	W
Feb. 26	Vancouver	6-3	W
Feb. 28	@ Florida	3-5	L
Mar. 3	@ Tampa Bay	0-3	L
Mar. 6	@ Ottawa	2-3	L
Mar. 7	@ Washington	1-6	L
Mar. 11	@ Toronto	3-4	O**
Mar. 14	NY Rangers	0-2	L
Mar. 16	Washington	3-4	O**
Mar. 17	@ Boston	2-1	W**
Mar. 20	New Jersey	1-3	L
Mar. 21	@ Nashville	0-3	L
Mar. 23	@ Dallas	3-4	L
Mar. 28	Arizona	3-4	O*
Mar. 28	@ Colorado	3-5	L
Mar. 30	@ Arizona	4-1	W
Apr. 1	Toronto	4-3	W
Apr. 3	Chicago	3-4	L
Apr. 4	@ NY Islanders	0-3	L
Apr. 6	Carolina	4-3	W
Apr. 10	@ Columbus	2-4	L
Apr. 11	Pittsburgh	0-2	L

* - overtime decision ** - shootout decision # - rescheduled from Feb. 20 ## - rescheduled from Nov. 21

2013-14 REGULAR-SEASON SCORING

NO.	PLAYER	GP	G	A	PTS	+/-	PIM	PP	SH	GW	OT	SHOTS	S%
19	Cody Hodgson	72	20	44	26	20	9	0	0	0	0	182	11.0
63	Tyler Ennis	80	21	22	43	-25	42	6	0	0	0	210	10.0
21	Drew Stafford	70	16	18	34	-19	39	2	1	1	0	185	8.6
10	Christian Ehrhoff	79	6	27	33	-27	38	1	1	2	1	161	3.7
26	Matt Moulson	44	11	18	29	-8	20	3	0	2	0	105	10.5
57	Tyler Myers	62	9	13	22	-26	58	3	0	0	0	99	9.1
28	Zemgus Girgensons*	70	8	24	22	-6	14	0	1	1	0	115	7.0
9	Steve Ott	59	9	11	20	-26	55	6	0	1	0	99	9.1
82	Marcus Foligno	74	7	12	19	-17	82	0	1	3	0	79	8.9
4	Jamie McBain	69	6	11	17	-13	14	2	0	0	0	98	6.1
23	Ville Leino	58	0	15	-16	10	0	0	0	0	0	38	0.0
65	Brian Flynn	79	6	7	13	-10	14	0	1	0	0	102	5.9
27	Matt D'Agostini	49	5	6	11	-14	22	2	0	2	1	99	5.1
26	Thomas Vanek	13	4	5	9	-5	4	1	0	0	0	50	8.0
6	Mike Weber	68	1	8	9	-29	73	0	0	0	0	47	2.1
20	Henrik Tallinder	64	2	6	8	-21	34	0	0	0	0	40	5.0
3	Mark Pysyk*	44	1	6	7	-11	16	0	0	1	1	51	2.0
37	Matt Ellis	50	4	2	6	-6	4	0	0	0	0	70	5.7
88	Cory Conacher	19	3	3	6	-7	16	1	0	1	0	27	11.1
8	Cody McCormick	29	1	4	5	-8	45	0	0	0	0	20	5.0
55	Rasmus Ristolainen*	34	2	2	4	-15	6	0	0	0	0	52	3.8
22	Johan Larsson*	28	0	4	4	0	19	0	0	0	0	21	0.0
25	Mikhail Grigorenko*	18	2	1	3	-3	2	0	0	0	0	20	10.0
84	Philip Varone*	9	1	1	2	-3	4	0	0	0	0	15	6.7
17	Linus Omark	13	0	2	2	-5	6	0	0	0	0	10	0.0
52	Alexander Sulzer	25	0	2	2	-3	8	0	0	0	0	21	0.0
30	Ryan Miller	40	0	2	2	0	0	0	0	0	0	0	0.0
61	Nikita Zadorov*	7	1	0	1	-4	4	0	0	0	0	4	25.0
17	Torrey Mitchell	9	1	0	1	0	4	0	0	0	0	9	11.1
72	Luke Adam	12	1	0	1	0	4	0	0	0	0	16	6.3
44	Nicolas Deslauriers*	17	1	0	1	-10	18	0	0	0	0	30	3.3
32	John Scott	56	1	0	1	-12	125	0	0	0	0	16	6.3
29	Jake McCabe*	7	0	1	1	-3	15	0	0	0	0	1	0.0
78	Cory Tropp	9	0	1	1	-8	0	0	0	0	0	7	0.0
12	Kevin Porter	12	1	1	5	2	0	0	0	0	0	3	0.0
5	Chad Ruhwedel*	21	0	1	1	-3	2	0	0	0	0	35	0.0
24	Zenon Konopka	23	0	1	1	-4	33	0	0	0	0	6	0.0
49	Connor Knapp*	2	0	1	0	0	0	0	0	0	0	0	0.0
34	Michal Neuvirth	2	0	0	0	0	0	0	0	0	0	0	0.0
36	Patrick Kaleta	5	0	0	0	-1	5	0	0	0	0	0	0.0
80	Chris Stewart	5	0	0	0	-2	6	0	0	0	0	3	0.0
50	Nathan Lieuwen*	7	0	0	0	0	0	0	0	0	0	0	0.0
31	Matt Hackett*	8	0	0	0	0	0	0	0	0	0	0	0.0
44	Brayden McNabb*	12	0	0	0	0	6	0	0	0	0	10	0.0
1	Jhonas Enroth	28	0	0	0	0	0	0	0	0	0	0	0.0

NO.	GOALTENDER	GP	MIN	GAA	W	L	T	EN	SO	GA	SA	SV%
30	Ryan Miller	40	2393:47	2.72	15	22	3	4	0	108	1411	.923
1	Jhonas Enroth	28	1574:14	2.82	4	17	5	6	0	74	834	.911
50	Nathan Lieuwen*	7	363:22	2.97	1	4	0	0	0	18	191	.906
31	Matt Hackett*	8	426:06	3.10	1	6	1	1	0	22	239	.908
49	Connor Knapp*	2	76:31	3.14	0	0	1	0	0	4	32	.875
34	Michal Neuvirth	2	117:03	2.56	0	2	0	1	0	5	98	.949
GOALTENDER TOTALS			4941:03	2.81	21	51	10	12	0	231	2805	.918

* - rookie

2014-15 REGULAR-SEASON SCORING

NO.	PLAYER	GP	G	A	PTS	+/-	PIM	PP	SH	GW	OT	SHOTS	S%
63	Tyler Ennis	78	20	26	46	-19	37	6	1	2	0	185	10.8
26	Matt Moulson	77	13	28	41	-11	4	3	0	2	0	156	8.3
12	Brian Gionta	69	13	22	35	-13	18	3	1	2	0	153	8.5
28	Zemgus Girgensons	61	15	15	30	-16	25						



YEAR-BY-YEAR RESULTS RECORD BOOK

2020 - 2021

2015-16 | 35-36-11, 7th PLACE

Oct. 8	Ottawa	1-3	L
Oct. 10	Tampa Bay	1-4	L
Oct. 12	Columbus	4-2	W
Oct. 15	@ Florida	2-3	L
Oct. 17	@ Tampa Bay	1-2	L
Oct. 21	Toronto	2-1	W**
Oct. 23	Montreal	2-7	L
Oct. 24	New Jersey	3-4	L
Oct. 27	@ Philadelphia	4-3	W*
Oct. 29	@ Pittsburgh	3-4	L
Oct. 30	Philadelphia	3-1	W
Nov. 1	@ NY Islanders	2-1	W
Nov. 5	Tampa Bay	1-4	L
Nov. 7	Vancouver	3-2	W
Nov. 10	@ Tampa Bay	4-1	W
Nov. 12	@ Florida	3-2	W
Nov. 14	San Jose	1-2	O*
Nov. 17	Dallas	1-3	L
Nov. 19	@ St. Louis	2-3	O**
Nov. 21	@ Dallas	0-3	L
Nov. 23	St. Louis	1-2	L
Nov. 25	Nashville	2-3	L
Nov. 27	Carolina	4-1	W
Nov. 28	@ Nashville	4-1	W
Dec. 1	@ Detroit	4-5	O**
Dec. 4	Arizona	5-2	W
Dec. 6	@ Edmonton	2-4	L
Dec. 7	@ Vancouver	2-5	L
Dec. 10	@ Calgary	3-4	L
Dec. 12	Los Angeles	2-1	W*
Dec. 14	@ Detroit	2-1	W
Dec. 15	New Jersey	0-2	L
Dec. 17	Anaheim	3-0	W
Dec. 19	Chicago	2-3	O**
Dec. 26	@ Boston	6-3	W
Dec. 28	Washington	0-2	L
Dec. 30	@ Washington	2-5	L
Dec. 31	NY Islanders	1-2	L
Jan. 2	Detroit	3-4	L
Jan. 5	Florida	1-5	L
Jan. 8	@ Chicago	1-3	L

* - overtime decision ** - shootout decision

ATLANTIC DIVISION

Jan. 10	@ Winnipeg	4-2	W
Jan. 12	@ Minnesota	3-2	W
Jan. 15	Boston	1-4	L
Jan. 16	Washington	4-1	W
Jan. 18	@ Arizona	2-1	W
Jan. 20	@ Colorado	1-2	L
Jan. 22	Detroit	0-3	L
Jan. 25	@ NY Rangers	3-6	L
Jan. 26	@ Ottawa	3-2	W
Feb. 3	@ Montreal	4-2	W
Feb. 4	Boston	2-3	O**
Feb. 6	@ Boston	1-2	O*
Feb. 9	Florida	4-7	L
Feb. 11	@ Philadelphia	1-5	L
Feb. 12	Montreal	6-4	W
Feb. 14	Colorado	4-1	W
Feb. 16	@ Ottawa	1-2	O**
Feb. 19	@ Columbus	4-0	W
Feb. 21	Pittsburgh	3-4	L
Feb. 24	@ Anaheim	0-1	L
Feb. 26	@ San Jose	3-1	W
Feb. 27	@ Los Angeles	0-2	L
Mar. 1	Edmonton	1-2	O*
Mar. 3	Calgary	6-3	W
Mar. 5	Minnesota	2-3	O**
Mar. 7	@ Toronto	4-3	W**
Mar. 8	NY Rangers	2-4	L
Mar. 10	@ Montreal	2-3	L
Mar. 12	Carolina	3-2	W*
Mar. 16	Montreal	2-3	O*
Mar. 18	Ottawa	3-1	W
Mar. 19	@ Toronto	1-4	L
Mar. 22	@ Carolina	3-2	W
Mar. 26	Winnipeg	3-2	W
Mar. 28	@ Toronto	2-3	L
Mar. 29	@ Pittsburgh	4-5	O**
Mar. 31	Toronto	4-1	W
Apr. 2	@ NY Rangers	4-3	W
Apr. 5	@ New Jersey	3-1	W
Apr. 8	Columbus	1-4	L
Apr. 9	@ NY Islanders	4-3	W*

2016-17 | 33-37-12, 8th PLACE

Oct. 13	Montreal	1-4	L
Oct. 16	@ Edmonton	6-2	W
Oct. 18	@ Calgary	3-4	O*
Oct. 20	@ Vancouver	1-2	L
Oct. 25	@ Philadelphia	3-4	O**
Oct. 27	Minnesota	0-4	L
Oct. 29	Florida	3-0	W
Oct. 30	@ Winnipeg	3-1	W
Nov. 1	@ Minnesota	2-1	W
Nov. 3	Toronto	1-2	L
Nov. 5	@ Ottawa	2-1	W
Nov. 7	@ Boston	0-4	L
Nov. 9	Ottawa	1-2	O**
Nov. 11	New Jersey	1-2	O*
Nov. 12	@ New Jersey	2-4	L
Nov. 15	@ St. Louis	1-4	L
Nov. 17	Tampa Bay	1-4	L
Nov. 19	Pittsburgh	2-1	W**
Nov. 21	Calgary	4-2	W
Nov. 23	Detroit	1-2	O**
Nov. 25	@ Washington	1-3	L
Nov. 29	@ Ottawa	5-4	W
Dec. 1	NY Rangers	4-3	W
Dec. 3	Boston	1-2	L
Dec. 5	@ Washington	2-3	O*
Dec. 7	Edmonton	4-3	W*
Dec. 9	Washington	1-4	L
Dec. 13	Los Angeles	6-3	W
Dec. 16	NY Islanders	3-2	W*
Dec. 17	@ Carolina	1-2	O**
Dec. 20	@ Florida	3-4	O**
Dec. 22	Carolina	1-3	L
Dec. 23	@ NY Islanders	1-5	L
Dec. 27	@ Detroit	4-3	W
Dec. 29	Boston	2-4	L
Dec. 31	@ Boston	1-3	L
Jan. 3	@ NY Rangers	4-1	W
Jan. 5	@ Chicago	3-4	O*
Jan. 7	Winnipeg	4-3	W
Jan. 10	Philadelphia	4-1	W
Jan. 12	@ Tampa Bay	2-4	L

* - overtime decision ** - shootout decision

ATLANTIC DIVISION

Jan. 13	@ Carolina	2-5	L
Jan. 16	Dallas	4-1	W
Jan. 17	@ Toronto	3-4	L
Jan. 20	Detroit	3-2	W*
Jan. 21	@ Montreal	3-2	W*
Jan. 24	@ Nashville	5-4	W*
Jan. 26	@ Dallas	3-4	L
Jan. 31	@ Montreal	2-5	L
Feb. 2	NY Rangers	1-2	O*
Feb. 4	Ottawa	4-0	W
Feb. 6	@ New Jersey	1-2	L
Feb. 7	San Jose	5-4	W*
Feb. 9	Anaheim	2-5	L
Feb. 11	@ Toronto	3-1	W
Feb. 12	Vancouver	2-4	L
Feb. 14	@ Ottawa	3-2	W
Feb. 16	Colorado	2-0	W
Feb. 18	St. Louis	3-2	W
Feb. 19	Chicago	1-5	L
Feb. 25	@ Colorado	3-5	L
Feb. 26	@ Arizona	2-3	L
Feb. 28	Nashville	4-5	O*
Mar. 2	Arizona	6-3	W
Mar. 4	Tampa Bay	1-2	O**
Mar. 5	@ Pittsburgh	3-4	L
Mar. 7	Philadelphia	3-6	L
Mar. 10	@ Columbus	3-4	L
Mar. 11	Columbus	5-3	W
Mar. 14	@ San Jose	1-4	L
Mar. 16	@ Los Angeles	0-2	L
Mar. 17	@ Anaheim	2-1	W**
Mar. 20	@ Detroit	2-1	W
Mar. 21	Pittsburgh	1-3	L
Mar. 25	Toronto	4-2	W
Mar. 27	Florida	5-2	W
Mar. 28	@ Columbus	1-3	L
Apr. 2	NY Islanders	2-4	L
Apr. 3	Toronto	2-4	L
Apr. 5	Montreal	2-1	W
Apr. 8	@ Florida	0-3	L
Apr. 9	@ Tampa Bay	2-4	L

2015-16 REGULAR-SEASON SCORING

NO.	PLAYER	GP	G	A	PTS	+/-	PIM	PP	SH	GW	OTSHOTS	S%	
90	Ryan O'Reilly	71	21	39	60	-16	8	8	1	2	1	157	13.4
15	Jack Eichel*	81	24	32	56	-16	22	8	0	5	1	238	10.1
23	Sam Reinhart*	79	23	19	42	-8	8	8	0	3	0	165	13.9
55	Rasmus Ristolainen	82	9	32	41	-21	33	4	0	1	0	202	4.5
9	Evander Kane	65	20	15	35	-14	91	2	1	3	0	271	7.4
12	Brian Gionta	79	12	21	33	-5	12	1	0	2	1	169	7.1
88	Jamie McGinn	63	14	13	27	-10	10	6	0	3	0	109	12.8
47	Zach Bogosian	64	7	17	24	-11	68	3	0	1	0	121	5.8
82	Marcus Foligno	75	10	13	23	4	79	0	2	2	0	81	12.3
26	Matt Moulson	81	8	13	21	-5	16	2	0	1	0	111	7.2
28	Zemgus Girgensons	71	7	11	18	0	20	1	0	1	1	110	6.4
22	Johan Larsson	74	10	7	17	-4	27	1	0	5	0	95	10.5
46	Cody Franson	59	4	13	17	-5	26	1	0	1	0	92	4.3
17	David Legwand	79	5	9	14	-4	14	0	1	0	0	61	8.2
29	Jake McCabe*	77	4	10	14	6	51	0	0	0	0	62	6.5
44	Nicolas Deslauriers	70	6	6	12	-14	59	0	0	1	0	72	8.3
4	Josh Gorges	77	2	10	12	-7	72	0	0	0	0	57	3.5
63	Tyler Ennis	23	3	8	11	-9	11	2	0	0	0	57	5.3
3	Mark Pysyk	55	1	10	11	-1	32	0	0	0	0	44	2.3
19	Cal O'Reilly	20	3	4	7	-1	2	1	0	1	0	10	30
6	Mike Weber	35	1	4	5	3	32	0	0	0	0	28	3.6
25	Carlo Colaiacovo	36	1	4	5	-11	10	0	0	0	0	29	3.4
34	Casey Nelson*	7	0	4	4	1	8	0	0	0	0	5	0.0
59	Tim Schaller*	17	1	2	3	3	2	0	1	1	0	18	5.6
71	Evan Rodrigues*	2	1	1	2	2	0	0	0	0	0	8	12.5
84	Phil Varone	5	1	1	2	1	2	0	0	0	0	2	50
52	Hudson Fasching*	7	1	1	2	2	4	0	0	0	0	9	11
31	Chad Johnson	45	0	2	2	0	0	0	0	0	0	0	0.0
40	Robin Lehner	21	0	1	1	0	8	0	0	0	0	0	0.0
33	Jason Kasdorf*	1	0	0	0	0	0	0	0	0	0	0	0.0
5	Chad Ruhwedel	1	0	0	0	0	2	0	0	0	0	1	0.0
10	Cole Schneider*	2	0	0	0	0	0	0	0	0	0	5	0.0
56	Justin Bailey*	8	0	0	0	-2	2	0	0	0	0	22	0.0
43	Daniel Catenacci*	11	0	0	0	-2	0	0	0	0	0	7	0.0
35	Linus Ullmark*	20	0	0	0	0	0	0	0	0	0	0	0.0
NO.	GOALTENDER	GP	MIN	GAA	W	L	T	EN	SO	GA	SA	SV%	
31	Chad Johnson	45	2591:05	2.36	22	16	4	8	1	102	1270	.920	
35	Linus Ullmark*	20	1130:40	2.60	8	10	2	2	0	49	565	.913	
40	Robin Lehner	21	1164:05	2.47	5	9	5	1	1	48	634	.924	
33	Jason Kasdorf*	1	60:00	4.00	0	1	0	0	0	4	30	.867	
GOALTENDER TOTALS			4945:50	2.46	35	36	11	11	2	203	2499	.919	

* - rookie

2016-17 REGULAR-SEASON SCORING

NO.	PLAYER	GP	G	A	PTS	+/-	PIM	PP	SH	GW	OTSHOTS	S%	
15	Jack Eichel	61	24	33	57	-13	22	10	0	4	1	249	9.6
90	Ryan O'Reilly	72	20	35	55	-1	10	8	1	3	0	189	10.6
23	Sam Reinhart	79	17	30	47	-11	8	9	0	3	0	178	9.6
21	Kyle Okposo	69	19	26	45	-7	24	7	0	2	1	156	12.2
55	Rasmus Ristolainen	79	6	39	45	-9	58	1	0	2	2	186	3.2
9	Evander Kane	70	28	15	43	-17	113	3	0	5	1	260	10.8
12	Brian Gionta	82	15	20	35	-11	22	3	1	3	0	149	10.1
26	Matt Moulson	81	14	18	32	-4	10	11	0	2	0	134	10.4
82	Marcus Foligno	80	13	10	23	-1	73	0	1	0	0	97	13.4
29	Jake McCabe	76	3	17	20	-7	26	1	0	1	0	79	3.8
6	Cody Franson	68	3	16	19	-5	34	1	0	0	0	93	3.2
28	Zemgus Girgensons	75	7	9	16	-7	18	0	0	0	0	112	6.3
63	Tyler Ennis	51	5	8	13	-10	12	0	0	1	0	89	5.6
22	Johan Larsson	36	6	5	11	-7	20	1	0	2	0	49	12.2
47	Zach Bogosian	56	2	9	11	-17	46	0	0	1	1	73	2.7
48	William Carrier*	41	5	3	8	-1	21	0	0				



YEAR-BY-YEAR RESULTS RECORD BOOK

2020 - 2021

2017-18 | 25-45-12, 8th PLACE

Oct. 5	Montreal	2-3	O**
Oct. 7	@ NY Islanders	3-6	L
Oct. 9	New Jersey	2-6	L
Oct. 12	@ San Jose	2-3	L
Oct. 14	@ Los Angeles	2-4	L
Oct. 15	@ Anaheim	3-1	W
Oct. 17	@ Vegas	4-5	O*
Oct. 20	Vancouver	2-4	L
Oct. 21	@ Boston	5-4	W*
Oct. 24	Detroit	1-0	W
Oct. 25	@ Columbus	1-5	L
Oct. 28	San Jose	2-3	L
Nov. 2	@ Arizona	5-4	W
Nov. 4	@ Dallas	1-5	L
Nov. 7	Washington	3-1	W
Nov. 10	Florida	1-4	L
Nov. 11	@ Montreal	1-2	O*
Nov. 14	@ Pittsburgh	4-5	O*
Nov. 17	@ Detroit	1-3	L
Nov. 18	Carolina	1-3	L
Nov. 20	Columbus	2-3	L
Nov. 22	Minnesota	4-5	L
Nov. 24	Edmonton	3-1	W
Nov. 25	@ Montreal	0-3	L
Nov. 28	Tampa Bay	0-2	L
Dec. 1	Pittsburgh	0-4	L
Dec. 2	@ Pittsburgh	1-5	L
Dec. 5	@ Colorado	4-2	W
Dec. 8	@ Chicago	2-3	O*
Dec. 10	@ St. Louis	2-3	O*
Dec. 12	Ottawa	3-2	W
Dec. 14	@ Philadelphia	1-2	L
Dec. 15	Carolina	4-5	O*
Dec. 19	Boston	0-3	L
Dec. 22	Philadelphia	4-2	W
Dec. 23	@ Carolina	2-4	L
Dec. 27	@ NY Islanders	2-3	O*
Dec. 29	@ New Jersey	4-3	W*
Jan. 1	NY Rangers#	2-3	O*
Jan. 4	@ Minnesota	2-6	L
Jan. 5	@ Winnipeg	3-4	L

ATLANTIC DIVISION

Jan. 7	@ Philadelphia	1-4	L
Jan. 9	Winnipeg	4-7	L
Jan. 11	Columbus	3-1	W
Jan. 18	@ NY Rangers	3-4	L
Jan. 20	Dallas	1-7	L
Jan. 22	@ Calgary	2-1	W*
Jan. 23	@ Edmonton	5-0	W
Jan. 25	@ Vancouver	4-0	W
Jan. 30	New Jersey	1-3	L
Feb. 1	Florida	2-4	L
Feb. 3	St. Louis	0-1	L
Feb. 6	Anaheim	3-4	O*
Feb. 8	NY Islanders	4-3	W
Feb. 10	@ Boston	4-2	W
Feb. 11	Colorado	4-5	L
Feb. 13	Tampa Bay	5-3	W
Feb. 15	@ Ottawa	2-3	O*
Feb. 17	Los Angeles	2-4	L
Feb. 19	Washington	2-3	L
Feb. 22	@ Detroit	3-2	W*
Feb. 24	@ Washington	1-5	L
Feb. 25	Boston	4-1	W
Feb. 28	@ Tampa Bay	2-1	W*
Mar. 2	@ Florida	1-4	L
Mar. 5	Toronto	5-3	W
Mar. 7	Calgary	1-5	L
Mar. 8	@ Ottawa	4-3	W**
Mar. 10	Vegas	1-2	O**
Mar. 15	Toronto	2-5	L
Mar. 17	Chicago	5-3	W
Mar. 19	Nashville	0-4	L
Mar. 21	Arizona	1-4	L
Mar. 23	Montreal	0-3	L
Mar. 24	@ NY Rangers	1-5	L
Mar. 26	@ Toronto	3-2	W
Mar. 29	Detroit	3-6	L
Mar. 31	@ Nashville	7-4	W
Apr. 2	@ Toronto	2-5	L
Apr. 4	@ Ottawa	2-4	L
Apr. 6	@ Tampa Bay	5-7	L
Apr. 7	@ Florida	3-4	L

2018-19 | 33-39-10, 6th PLACE

Oct. 4	Boston	0-4	L
Oct. 6	NY Rangers	3-1	W
Oct. 8	Vegas	4-2	W
Oct. 11	Colorado	1-6	L
Oct. 13	@ Arizona	3-0	W
Oct. 16	@ Vegas	1-4	L
Oct. 18	@ San Jose	1-5	L
Oct. 20	@ Los Angeles	5-1	W
Oct. 21	@ Anaheim	4-2	W
Oct. 25	Montreal	4-3	W
Oct. 27	@ Columbus	4-5	O*
Oct. 30	Calgary	1-2	O*
Nov. 1	@ Ottawa	2-4	L
Nov. 3	Ottawa	9-2	W
Nov. 4	@ NY Rangers	1-3	L
Nov. 8	@ Montreal	6-5	W*
Nov. 10	Vancouver	4-3	W**
Nov. 13	Tampa Bay	2-1	W
Nov. 16	@ Winnipeg	2-1	W**
Nov. 17	@ Minnesota	3-2	W
Nov. 19	@ Pittsburgh	5-4	W*
Nov. 21	Philadelphia	5-2	W
Nov. 23	Montreal	3-2	W*
Nov. 24	@ Detroit	3-2	W**
Nov. 27	San Jose	3-2	W*
Nov. 29	@ Tampa Bay	4-5	L
Nov. 30	@ Florida	2-3	O*
Dec. 3	@ Nashville	1-2	L
Dec. 4	Toronto	3-4	O*
Dec. 8	Philadelphia	6-2	L
Dec. 11	Los Angeles	4-3	W*
Dec. 13	Arizona	3-1	W
Dec. 15	@ Washington	3-4	O**
Dec. 16	@ Boston	4-2	W
Dec. 18	Florida	2-5	L
Dec. 21	@ Washington	1-2	L
Dec. 22	Anaheim	3-0	W
Dec. 27	@ St. Louis	1-4	L
Dec. 29	Boston	2-3	O*
Dec. 31	NY Islanders	1-3	L
Jan. 3	Florida	4-3	W

ATLANTIC DIVISION

Jan. 5	@ Boston	1-2	L
Jan. 8	New Jersey	5-1	W
Jan. 11	@ Carolina	3-4	L
Jan. 12	Tampa Bay	3-5	L
Jan. 14	@ Edmonton	2-7	L
Jan. 16	@ Calgary	4-3	W*
Jan. 18	@ Vancouver	3-4	L
Jan. 29	@ Columbus	5-4	W
Jan. 30	@ Dallas	0-1	L
Feb. 1	Chicago	3-7	L
Feb. 5	Minnesota	5-4	W**
Feb. 7	Carolina	5-6	O*
Feb. 9	Detroit	3-1	W
Feb. 10	Winnipeg	1-3	L
Feb. 12	@ NY Islanders	3-1	W
Feb. 15	NY Rangers	2-6	L
Feb. 17	@ New Jersey	1-4	L
Feb. 19	@ Florida	2-4	L
Feb. 21	@ Tampa Bay	1-2	O**
Feb. 23	Washington	5-2	W
Feb. 25	@ Toronto	3-5	L
Feb. 26	@ Philadelphia	2-5	L
Mar. 1	Pittsburgh	4-3	W*
Mar. 2	@ Toronto	2-5	L
Mar. 4	Edmonton	3-4	L
Mar. 7	@ Chicago	4-5	O**
Mar. 9	@ Colorado	0-3	L
Mar. 12	Dallas	0-2	L
Mar. 14	Pittsburgh	0-5	L
Mar. 16	@ Carolina	2-4	L
Mar. 17	St. Louis	4-3	W**
Mar. 20	Toronto	2-4	L
Mar. 23	@ Montreal	4-7	L
Mar. 25	@ New Jersey	0-3	L
Mar. 26	@ Ottawa	1-4	L
Mar. 28	Detroit	4-5	O*
Mar. 30	@ NY Islanders	1-5	L
Mar. 31	Columbus	0-4	L
Apr. 2	Nashville	2-3	L
Apr. 4	Ottawa	5-2	W
Apr. 6	@ Detroit	7-1	W

* - overtime decision ** - shootout decision # - played at Citi Field (Queens, NY)

* - overtime decision ** - shootout decision

2017-18 REGULAR-SEASON SCORING

NO.	PLAYER	GP	G	A	PTS	+/-	PIM	PP	SH	GW	OTSHOTS	S%	
15	Jack Eichel	67	25	39	64	-25	32	3	0	4	1	246	10.2
90	Ryan O'Reilly	81	24	37	61	-23	2	15	0	3	1	230	10.4
23	Sam Reinhart	82	25	25	50	-24	26	12	0	5	0	188	13.3
21	Kyle Okposo	76	15	29	44	-34	40	6	0	2	0	161	9.3
55	Rasmus Ristolainen	73	6	35	41	-25	48	1	0	1	1	182	3.3
9	Evander Kane	61	20	20	40	-14	57	3	3	2	0	227	8.8
29	Jason Pominville	82	16	18	34	-17	8	5	0	1	1	168	9.5
71	Evan Rodrigues	48	7	18	25	-10	14	1	0	0	0	91	7.7
6	Marco Scandella	82	5	17	22	-15	37	0	0	1	1	138	3.6
67	Benoit Pouliot	74	13	6	19	-8	22	1	2	4	0	83	15.7
22	Johan Larsson	80	4	13	17	-30	49	0	1	0	0	86	4.7
28	Zemgus Girgensons	71	7	8	15	-12	26	0	2	0	0	113	6.2
20	Scott Wilson	49	6	8	14	-17	8	0	0	0	0	85	7.1
19	Jake McCabe	53	3	9	12	-11	26	1	0	0	0	53	5.7
93	Victor Antipin*	47	0	10	9	-18	0	0	0	0	0	40	0.0
82	Nathan Beaulieu	59	1	8	9	-19	36	0	0	0	0	67	1.5
17	Jordan Nolan	69	4	4	8	-13	69	0	0	0	0	50	8.0
8	Casey Nelson	37	3	5	8	-14	8	0	1	0	0	48	6.3
13	Nicholas Baptiste*	33	4	2	6	-4	14	0	0	1	0	45	8.9
37	Casey Mittelstadt*	6	1	4	5	1	2	1	0	0	0	9	11.1
45	Brendan Guhle*	18	0	5	5	-6	10	0	0	0	0	37	0.0
95	Justin Bailey	12	3	1	4	-2	2	0	0	0	0	19	15.8
10	Jacob Josefson	39	2	2	4	-4	6	0	0	0	0	35	5.7
25	Seth Griffith	21	2	1	3	-6	6	0	0	0	0	15	13.3
41	Justin Falk	46	1	1	2	-16	28	0	0	0	0	36	2.8
4	Josh Gorges	34	0	2	2	-4	17	0	0	0	0	15	0.0
92	Alexander Nylander*	3	1	0	1	-3	0	0	0	0	2	50.0	
27	Taylor Fedun	7	0	1	1	-1	2	0	0	0	0	8	0.0
47	Zach Bogosian	18	0	1	1	-9	20	0	0	0	0	29	0.0
32	Adam Wilcox*	1	0	0	0	0	0	0	0	0	0	0	0.0
65	Danny O'Regan*	2	0	0	0	1	0	0	0	0	0	0	0.0
38	Zach Redmond	3	0	0	0	1	2	0	0	0	0	7	0.0
24	Hudson Fasching	5	0	0	0	-1	2	0	0	0	0	1	0.0
35	Linus Ullmark*	5	0	0	0	0	0	0	0	0	0	0	0.0
51	Kyle Crisculo*	9	0	0	0	-4	4	0	0	0	0	5	0.0
26	Matt Moulson	14	0	0	0	-9	2	0	0	0	0	13	0.0
5	Matt Tennyson	15	0	0	0	-8	8	0	0	0	0	25	0.0
31	Chad Johnson	36	0	0	0	0	0	0	0	0	0	0	0.0
40	Robin Lehner	53	0	0	0	0	2	0	0	0	0	0	0.0

NO.	GOALTENDER	GP	MIN	GAA	W	L	T	EN	SO	GA	SA	SV%
40	Robin Lehner	53	2852:01	3.01	14	26	9	10	3	143	1560	.908
31	Chad Johnson	36	1773:32	3.55	10	16	3	7	0	105	962	.891
35	Linus Ullmark*	5	240:18	2.00	1	2	0	3	0	8	123	.935
32	Adam Wilcox	1	38:39	0.00	0	1	0	1	0	0	14	1.000
GOALTENDER TOTALS			4904:30	3.13	25	45	12	21	3	256	2659	.904

* - rookie

2018-19 REGULAR-SEASON SCORING

NO.	PLAYER	GP	G	A	PTS	+/-	PIM	PP	SH	GW	OTSHOTS	S%	
9	Jack Eichel	77	28	54	82	-11	26	8	0	2	2	303	9.2
23	Sam Reinhart	82	22	43	65	-10	16	2	0	1	0	180	12.2
53	Jeff Skinner	82	40	23	63	0	36	8	0	7	3	268	14.9
26	Rasmus Dahlin*	82	9	35	44	-13	34	5	0	4	0	177	5.1
55	Rasmus Ristolainen	78	5	38	43	-41	38	1	0	2	1	182	2.7
43	Conor Sheary	78	14	20	34	-18	12	4	0	3	1	147	9.5
29	Jason Pominville	73	16	15	31	-4	4	1	0	3	0	134	11.9
21	Kyle Okposo	78	14	15	29	-9	41	7	0	2	0	147	9.5
71	Evan Rodrigues	74	9	20	29	-7	25	2	0	1	0	168	5.4
37	Casey Mittelstadt*	77	12	13	25	-19	10	3	0	1	0	118	10.2
4	Zach Bogosian	65	3	16	19	-5	52	0	1	0	0	93	3.2
28	Zemgus Girgensons	72	5	13	18</								



YEAR-BY-YEAR RESULTS RECORD BOOK

2020 - 2021

2019-20 | 30-31-8, 6th PLACE

Oct. 3	@ Pittsburgh	3-1	W
Oct. 5	New Jersey	7-2	W
Oct. 7	@ Columbus	3-4	O*
Oct. 9	Montreal	5-4	W*
Oct. 11	Florida	3-2	W**
Oct. 14	Dallas	4-0	W
Oct. 16	Anaheim	2-5	L
Oct. 17	@ Los Angeles	3-0	W
Oct. 19	@ San Jose	4-3	W
Oct. 22	San Jose	4-3	W*
Oct. 24	@ NY Rangers	2-6	L
Oct. 25	@ Detroit	2-0	W
Oct. 28	Arizona	2-3	O**
Nov. 1	@ Washington	1-6	L
Nov. 2	NY Islanders	0-1	L
Nov. 8	Tampa Bay#	2-3	L
Nov. 9	@ Tampa Bay#	3-5	L
Nov. 14	Carolina	4-5	O*
Nov. 16	Ottawa	4-2	W
Nov. 17	@ Chicago	1-4	L
Nov. 19	Minnesota	1-4	L
Nov. 21	@ Boston	2-3	L
Nov. 24	@ Florida	5-2	W
Nov. 25	@ Tampa Bay	2-5	L
Nov. 27	Calgary	2-3	O*
Nov. 29	Toronto	6-4	W
Nov. 30	@ Toronto	1-2	O*
Dec. 2	New Jersey	7-1	W
Dec. 5	@ Calgary	3-4	L
Dec. 7	@ Vancouver	5-6	O*
Dec. 8	@ Edmonton	3-2	W*
Dec. 10	St. Louis	5-2	W
Dec. 12	Nashville	4-3	W
Dec. 14	@ NY Islanders	2-3	O*
Dec. 17	@ Toronto	3-5	L
Dec. 19	@ Philadelphia	1-6	L
Dec. 21	Los Angeles	3-2	W
Dec. 23	@ Ottawa	1-3	L
Dec. 27	Boston	0-3	L
Dec. 29	@ Boston	2-3	L
Dec. 31	Tampa Bay	4-6	L

ATLANTIC DIVISION

Jan. 2	Edmonton	3-2	W*
Jan. 4	Florida	3-2	W
Jan. 9	@ St. Louis	1-5	L
Jan. 11	Vancouver	3-6	L
Jan. 12	@ Detroit	5-1	W
Jan. 14	Vegas	4-2	W
Jan. 16	@ Dallas	4-1	W
Jan. 18	@ Nashville	1-2	L
Jan. 28	Ottawa	2-5	L
Jan. 30	Montreal	1-3	L
Feb. 1	Columbus	2-1	W*
Feb. 4	Colorado	1-6	L
Feb. 6	Detroit	3-4	O**
Feb. 7	@ NY Rangers	3-2	W
Feb. 9	Anaheim	2-3	L
Feb. 11	Detroit	3-2	W
Feb. 13	Columbus	4-3	W*
Feb. 16	Toronto	5-2	W
Feb. 18	@ Ottawa	4-7	L
Feb. 22	@ Pittsburgh	5-2	W
Feb. 23	Winnipeg	2-1	W
Feb. 26	@ Colorado	2-3	L
Feb. 28	@ Vegas	2-4	L
Feb. 29	@ Arizona	2-5	L
Mar. 3	@ Winnipeg	1-3	L
Mar. 5	Pittsburgh	2-4	L
Mar. 7	@ Philadelphia	1-3	L
Mar. 9	Washington	3-2	W**

* - overtime decision ** - shootout decision # - played at Ericsson Globe (Stockholm, Sweden)

2019-20 REGULAR-SEASON SCORING

NO.	PLAYER	GP	G	A	PTS	+/-	PIM	PP	SH	GW	OTSHOTS	S%	
9	Jack Eichel	68	36	42	78	5	34	11	1	9	3	227	15.9
23	Sam Reinhart	69	22	28	50	-15	20	5	0	2	0	144	15.3
68	Victor Olofsson*	54	20	22	42	-1	6	11	0	4	1	127	15.7
26	Rasmus Dahlin	59	4	36	40	-7	38	2	0	1	0	90	4.4
55	Rasmus Ristolainen	69	6	27	33	-2	46	2	0	0	0	128	4.7
90	Marcus Johansson	60	9	21	30	-12	20	1	0	1	1	87	10.3
53	Jeff Skinner	59	14	9	23	-22	18	0	0	1	0	183	7.7
13	Jimmy Vesey	64	9	11	20	12	15	0	1	2	0	93	9.7
28	Zemgus Girgensons	69	12	7	19	-1	10	0	1	1	0	85	14.1
21	Kyle Okposo	52	9	10	19	-3	28	1	0	2	0	82	11.0
43	Conor Sheary	55	9	10	19	-4	8	1	0	1	0	88	10.2
22	Johan Larsson	62	6	12	18	8	26	0	0	0	0	60	10.0
62	Brandon Montour	54	5	13	18	13	28	0	0	0	0	86	5.8
10	Henri Jokiharju	69	4	11	15	-6	32	1	0	0	0	78	5.1
19	Jake McCabe	66	3	10	13	-11	41	0	1	1	0	75	4.0
33	Colin Miller	51	1	10	11	-9	22	0	0	1	1	79	1.3
27	Curtis Lazar	38	5	5	10	-3	9	0	0	0	0	33	15.2
71	Evan Rodrigues	38	5	4	9	-8	10	1	0	1	0	64	7.8
37	Casey Mittelstadt	31	4	5	9	-5	2	1	0	1	0	34	11.8
6	Marco Scandella	31	3	6	9	9	8	0	0	0	0	39	7.7
4	Zach Bogosian	19	1	4	5	0	10	0	0	0	0	18	5.6
95	Dominik Kahun	6	2	2	4	2	0	0	0	0	0	8	25.0
67	Michael Frolik	19	1	3	4	-2	4	0	1	0	0	26	3.8
17	Vladimir Sobotka	16	1	2	3	2	4	0	0	0	0	23	4.3
74	Rasmus Asplund*	29	1	2	3	-4	6	0	0	0	0	36	2.8
20	Scott Wilson	6	1	1	2	1	2	0	0	0	0	8	12.5
17	Wayne Simmonds	7	0	1	1	-4	2	0	0	0	0	9	0.0
40	Carter Hutton	31	0	1	1	0	6	0	0	0	0	0	0.0
67	Dalton Smith	1	0	0	0	1	2	0	0	0	0	0	0.0
72	Tage Thompson	1	0	0	0	0	0	0	0	0	0	0	0.0
15	Jean-Sebastien Dea*	3	0	0	0	0	0	0	0	0	0	0	0.0
58	John Gilmour	4	0	0	0	-2	0	0	0	0	0	5	0.0
34	Jonas Johansson	6	0	0	0	0	0	0	0	0	0	0	0.0
24	Lawrence Pilut	13	0	0	0	-4	4	0	0	0	0	6	0.0
35	Linus Ullmark	34	0	0	0	0	4	0	0	0	0	0	0.0

NO.	GOALTENDER	GP	MIN	GAA	W	L	T	EN	SO	GA	SA	SV%	
35	Linus Ullmark	34	2026:38	2.69	17	14	3	7	1	91	1066	.915	
40	Carter Hutton	31	1775:26	3.18	12	14	4	6	2	94	918	.898	
34	Jonas Johansson*	6	326:44	2.94	1	3	1	1	0	16	151	.894	
GOALTENDER TOTALS				4128:48	2.92	30	31	8	14	3	201	2135	.906

* - rookie





ALL-TIME HOME & AWAY RECORDS

RECORD BOOK

2020 - 2021

HOME

YEAR	GP	W	L	T/OTL	GF	GA	PTS
1970-71	39	16	13	10	119	123	42
1971-72	39	11	19	9	110	127	31
1972-73	39	30	6	3	162	80	63
1973-74	39	23	10	6	142	99	52
1974-75	40	28	6	6	199	113	62
1975-76	40	28	7	5	197	106	61
1976-77	40	27	8	5	165	101	59
1977-78	40	25	7	8	142	86	58
1978-79	40	19	13	8	150	130	46
1979-80	40	27	5	8	180	95	62
1980-81	40	21	7	12	177	111	54
1981-82	40	23	8	9	179	128	55
1982-83	40	25	7	8	189	124	58
1983-84	40	25	9	6	168	119	56
1984-85	40	23	10	7	164	116	53
1985-86	40	23	16	1	169	147	47
1986-87	40	18	18	4	153	144	40
1987-88	40	19	14	7	144	138	45
1988-89	40	25	12	3	167	141	53
1989-90	40	27	11	2	160	121	56
1990-91	40	15	13	12	157	129	42
1991-92	40	22	13	5	158	133	49
1992-93	42	25	15	2	190	145	52
1993-94	42	22	17	3	140	107	47
1994-95	24	15	8	1	80	58	31
1995-96	41	19	17	5	125	111	43
1996-97	41	24	11	6	139	107	54
1997-98	41	20	13	8	113	82	48
1998-99	41	23	12	6	117	88	52
1999-00	41	21	14	6	112	98	48
2000-01	41	26	12	3	120	89	55
2001-02	41	20	16	5	111	93	45
2002-03	41	18	16	7	112	106	43
2003-04	41	21	13	7	126	108	49
2005-06	41	27	11	3	151	109	57
2006-07	41	28	10	3	161	122	59
2007-08	41	20	15	6	139	118	46
2008-09	41	23	15	3	123	111	49
2009-10	41	25	10	6	122	92	56
2010-11	41	21	16	4	123	110	46
2011-12	41	21	12	8	121	105	50
2012-13	24	11	10	3	58	70	25
2013-14	41	13	21	7	85	119	33
2014-15	41	14	22	5	79	117	33
2015-16	41	16	19	6	96	109	38
2016-17	41	20	15	6	106	108	46
2017-18	41	11	25	5	91	137	27
2018-19	41	21	15	5	119	129	47
2019-20	35	20	11	4	108	99	44

AWAY

GP	W	L	T/OTL	GF	GA	PTS
39	8	26	5	98	168	21
39	5	24	10	93	162	20
39	7	21	11	95	139	25
39	9	24	6	100	151	24
40	21	10	9	155	127	51
40	18	14	8	142	134	44
40	21	16	3	136	119	45
40	19	12	9	146	129	47
40	17	15	8	130	133	42
40	20	12	8	138	106	48
40	18	13	9	150	139	45
40	16	18	6	128	145	38
40	13	22	5	129	161	31
40	23	16	1	147	138	47
40	15	18	7	126	121	37
40	14	21	5	127	144	33
40	10	26	4	127	164	24
40	18	18	4	139	167	40
40	13	23	4	124	158	30
40	18	16	6	126	127	42
40	16	17	7	135	149	39
40	9	24	7	131	166	25
42	13	21	8	145	152	34
42	21	15	6	142	111	48
24	7	11	6	50	61	20
41	14	25	2	122	151	30
41	16	19	6	98	101	38
41	16	16	9	98	105	41
41	14	16	11	90	87	39
41	14	18	9	101	106	37
41	20	18	3	98	95	43
41	15	19	7	102	107	37
41	9	21	11	78	113	29
41	16	21	4	94	113	36
41	25	13	3	125	125	53
41	25	12	4	137	116	54
41	19	16	6	112	115	44
41	18	17	6	119	118	42
41	20	17	4	109	109	44
41	22	13	6	117	118	50
41	18	20	3	90	118	39
24	10	11	3	60	69	23
41	8	30	3	65	124	19
41	9	29	3	74	152	21
41	19	17	5	103	106	43
41	13	22	6	93	123	32
41	14	20	7	107	141	35
41	12	24	5	102	139	29
34	10	20	4	85	116	24

TOTALS **1,945** **1,045** **623** **277** **6,718** **5,458** **2,367**

1,944 **745** **907** **292** **5,538** **6,238** **1,782**

Note: GF/GA totals do not include team shootout goals.





ALL-TIME RECORDS BY OPPONENT

RECORD BOOK

2020 - 2021

ALL-TIME RECORD BY OPPONENT							
TEAM	GP	W	L	OTL/T	GF	GA	PTS
Anaheim	38	20	16	4	109	98	44
Arizona	82	48	24	10	285	218	106
Boston	296	125	126	45	926	949	295
Calgary	111	53	38	20	383	344	126
Carolina	205	102	75	28	692	606	232
Chicago	124	54	53	17	383	374	125
<i>Cleveland (defunct)</i>	46	25	13	8	191	139	58
Colorado	147	62	61	24	492	507	148
Columbus	35	14	17	4	93	106	32
Dallas	126	58	51	17	392	369	133
Detroit	145	66	59	20	479	466	152
Edmonton	79	28	40	11	250	279	67
Florida	103	52	42	9	285	266	113
Los Angeles	127	63	45	19	463	387	145
Minnesota	25	11	13	1	57	78	23
Montreal	285	130	114	41	831	875	301
Nashville	29	11	14	4	73	86	26
New Jersey	159	78	55	26	510	452	182
NY Islanders	173	82	66	25	510	493	189
NY Rangers	185	83	67	35	582	577	201
Ottawa	145	70	55	20	406	383	160
Philadelphia	181	69	88	24	525	582	162
Pittsburgh	194	69	82	43	622	636	181
San Jose	43	27	10	6	154	121	60
St. Louis	122	48	57	17	364	408	113
Tampa Bay	106	55	42	9	311	289	119
Toronto	218	117	73	28	773	618	262
Vancouver	124	50	54	20	408	414	120
Vegas	6	2	2	2	16	19	6
Washington	163	90	54	21	560	436	201
Winnipeg	65	28	26	11	208	192	67

Note: GF and GA totals include team goals awarded in shootout wins.





ALL-TIME RECORDS BY OPPONENT

RECORD BOOK

2020 - 2021

HOME RECORD							
TEAM	GP	W	L	OTL/T	GF	GA	PTS
Anaheim	20	§9	7	4	56	51	22
Arizona	42	26	8	8	159	106	60
Boston	149	74	51	24	500	430	172
Calgary	55	33	14	8	215	155	74
Carolina	102	58	33	11	392	298	127
Chicago	62	35	19	8	222	168	78
<i>Cleveland (defunct)</i>	23	13	5	5	94	63	31
Colorado	73	38	24	11	271	243	87
Columbus	19	9	9	1	49	52	19
Dallas	62	34	17	11	216	166	79
Detroit	71	39	20	12	269	211	90
Edmonton	40	16	16	8	136	135	40
Florida	53	30	19	4	149	126	64
Los Angeles	63	37	17	9	257	175	83
Minnesota	13	3	9	1	26	46	7
Montreal	143	75	41	27	428	381	177
Nashville	14	2	8	4	34	50	8
New Jersey	81	43	27	†11	282	234	97
NY Islanders	87	46	29	12	278	241	104
NY Rangers	93	49	29	¶15	340	284	113
Ottawa	71	39	24	8	219	173	86
Philadelphia	88	44	34	10	291	254	98
Pittsburgh	96	42	#32	‡22	329	273	106
San Jose	22	19	2	1	90	58	39
St. Louis	62	33	23	6	221	191	72
Tampa Bay	52	26	◇21	5	152	150	57
Toronto	110	72	29	9	428	291	153
Vancouver	62	32	*22	8	219	185	72
Vegas	3	2	0	1	9	6	5
Washington	81	49	†23	9	299	208	107
Winnipeg	33	18	11	4	126	91	40

* - includes one game played in Hamilton, Ontario

† - includes one game played in Rochester, New York

§ - includes 2011 NHL Premiere game played in Helsinki, Finland

◇ - includes 2019 NHL Global Series game played in Stockholm, Sweden

- includes one game played in Sacramento, California

‡ - includes 2008 Winter Classic played in Orchard Park, New York

¶ - includes 2018 Winter Classic played in Queens, New York

Note: GF and GA totals include team goals awarded in shootout wins.





ALL-TIME RECORDS BY OPPONENT

RECORD BOOK

2020 - 2021

ROAD RECORD							
TEAM	GP	W	L	OTL/T	GF	GA	PTS
Anaheim	20	11	9	0	53	47	22
Arizona	40	22	16	2	126	112	46
Boston	147	51	75	21	426	519	123
Calgary	56	20	24	12	168	189	52
Carolina	103	44	42	17	300	308	105
Chicago	62	19	34	9	161	206	47
<i>Cleveland (defunct)</i>	23	12	8	3	97	76	27
Colorado	74	24	37	13	221	264	61
Columbus	16	5	8	3	44	54	13
Dallas	64	24	34	6	176	203	54
Detroit	74	27	39	8	210	255	62
Edmonton	39	12	24	3	114	144	27
Florida	50	22	23	5	136	140	49
Los Angeles	64	‡26	28	10	206	212	62
Minnesota	12	8	4	0	31	32	16
Montreal	142	55	73	14	403	494	124
Nashville	15	9	6	0	39	36	18
New Jersey	78	35	*28	15	228	218	85
NY Islanders	86	36	37	#13	232	252	85
NY Rangers	92	34	38	20	242	293	88
Ottawa	74	31	31	12	187	210	74
Philadelphia	93	25	54	14	234	328	64
Pittsburgh	98	27	50	21	293	363	75
San Jose	21	8	8	5	64	63	21
St. Louis	60	15	34	11	143	217	41
Tampa Bay	54	29	†21	4	159	139	62
Toronto	108	45	44	19	345	327	109
Vancouver	62	18	32	12	189	229	48
Vegas	3	0	2	1	7	13	1
Washington	82	41	29	12	261	228	94
Winnipeg	32	10	15	7	82	101	27

* - includes one game played in Hamilton, Ontario

- includes one game played in Minneapolis, Minnesota

† - includes one game played in Orlando, Florida and 2019 NHL Global Series game played in Stockholm, Sweden

‡ - includes 2011 NHL Premiere game played in Berlin, Germany

Note: GF and GA totals include team goals awarded in shootout wins.





LAST 10 GAMES vs. OPPONENTS RECORD BOOK

2020 - 2021

OVERALL MOST TO LEAST RECENT											
Team	1	2	3	4	5	6	7	8	9	10	Record
Anaheim Ducks	L	L	W	W	O	W	W	L	L	W	5-4-1
Arizona Coyotes	L	O	W	W	L	W	W	L	W	W	6-3-1
Boston Bruins	L	L	L	L	O	W	L	W	W	L	3-6-1
Calgary Flames	L	O	W	O	L	W	W	O	W	L	4-3-3
Carolina Hurricanes	O	L	O	L	L	O	L	L	L	O	0-6-4
Chicago Blackhawks	L	O	L	W	O	L	O	L	O	L	1-5-4
Colorado Avalanche	L	L	L	L	L	W	L	W	W	L	3-7-0
Columbus Blue Jackets	W	W	O	L	W	O	W	L	L	L	4-4-2
Dallas Stars	W	W	L	L	L	L	L	W	L	L	3-7-0
Detroit Red Wings	W	O	W	W	W	O	W	W	L	W	7-1-2
Edmonton Oilers	W	W	L	L	W	W	W	W	O	L	6-3-1
Florida Panthers	W	W	W	L	W	L	O	L	L	L	4-5-1
Los Angeles Kings	W	W	W	W	L	L	L	W	L	W	6-4-0
Minnesota Wild	L	W	W	L	L	W	L	O	W	L	4-5-1
Montreal Canadiens	L	W	L	W	W	W	L	L	O	O	4-4-2
Nashville Predators	L	W	L	L	W	L	O	W	W	L	4-5-1
New Jersey Devils	W	W	L	L	W	L	W	L	L	L	4-5-0
New York Islanders	O	L	L	W	L	W	O	L	L	L	2-6-2
New York Rangers	W	L	L	L	W	L	L	O	O	W	3-5-2
Ottawa Senators	L	L	L	W	W	L	W	L	L	W	4-6-0
Philadelphia Flyers	L	L	L	L	W	L	W	L	L	W	3-7-0
Pittsburgh Penguins	L	W	W	L	W	W	L	L	O	L	4-5-1
San Jose Sharks	W	W	W	L	L	L	L	W	W	O	5-4-1
St. Louis Blues	L	W	W	L	L	O	W	L	L	O	3-5-2
Tampa Bay Lightning	L	L	L	L	O	L	L	W	L	W	2-7-1
Toronto Maple Leafs	W	L	O	W	L	L	L	O	L	W	3-5-2
Vancouver Canucks	L	O	L	W	W	L	L	L	L	W	3-6-1
Vegas Golden Knights	L	W	L	W	O	O					2-2-2
Washington Capitals	W	L	W	L	O	L	L	W	L	O	3-5-2
Winnipeg Jets	L	W	L	W	L	L	W	W	W	W	6-4-0

HOME MOST TO LEAST RECENT											
Team	1	2	3	4	5	6	7	8	9	10	Record
Anaheim Ducks	L	W	O	L	W	L	L	W	W	L	4-5-1
Arizona Coyotes	O	W	L	W	W	O	W	L	W	W	6-2-2
Boston Bruins	L	O	L	W	L	L	L	O	L	O	1-6-3
Calgary Flames	O	O	L	W	W	W	O	W	W	W	6-1-3
Carolina Hurricanes	O	O	O	L	L	W	W	W	W	L	4-3-3
Chicago Blackhawks	L	W	L	O	L	L	L	W	W	T	3-5-2
Colorado Avalanche	L	L	L	W	W	L	L	O	O	L	2-6-2
Columbus Blue Jackets	W	W	L	W	L	W	L	W	L	O	5-4-1
Dallas Stars	W	L	L	W	L	W	L	W	W	W	6-4-0
Detroit Red Wings	W	O	O	W	L	W	W	O	L	L	4-3-3
Edmonton Oilers	W	L	W	W	O	L	L	W	W	W	6-3-1
Florida Panthers	W	W	W	L	L	L	W	W	L	L	5-5-0
Los Angeles Kings	W	W	L	W	W	W	W	W	W	W	9-1-0
Minnesota Wild	L	W	L	L	O	L	L	W	L	L	2-7-1
Montreal Canadiens	L	W	W	W	L	O	W	L	O	W	5-3-2
Nashville Predators	W	L	L	O	L	O	L	O	L	W	2-5-3
New Jersey Devils	W	W	W	L	L	O	L	L	L	W	4-5-1
New York Islanders	L	W	L	W	L	W	L	L	W	O	4-5-1
New York Rangers	L	W	O	O	W	L	L	L	L	L	2-6-2
Ottawa Senators	L	W	W	W	L	W	W	O	W	L	6-3-1
Philadelphia Flyers	L	W	W	L	W	W	L	L	L	W	5-5-0
Pittsburgh Penguins	L	L	W	L	L	W	L	L	L	L	2-8-0
San Jose Sharks	W	W	L	W	O	W	W	W	W	W	8-1-1
St. Louis Blues	W	W	L	W	L	L	L	L	W	L	4-6-0
Tampa Bay Lightning	L	L	L	W	W	L	O	L	L	L	2-7-1
Toronto Maple Leafs	W	W	L	O	L	W	L	W	L	W	5-4-1
Vancouver Canucks	L	W	L	L	W	W	L	W	W	W	6-4-0
Vegas Golden Knights	W	W	O								2-0-1
Washington Capitals	W	W	L	W	L	W	L	O	O	W	5-3-2
Winnipeg Jets	W	L	L	W	W	L	W	L	L	O	4-5-1



LAST 10 GAMES vs. OPPONENTS RECORD BOOK

2020 - 2021

ROAD MOST TO LEAST RECENT											
Team	1	2	3	4	5	6	7	8	9	10	Record
Anaheim Ducks	L	W	W	W	L	L	L	W	L	L	4-6-0
Arizona Coyotes	L	W	W	L	W	W	W	W	W	W	8-2-0
Boston Bruins	L	L	L	W	W	W	L	L	O	W	4-5-1
Calgary Flames	L	W	W	O	L	L	L	L	L	L	2-7-1
Carolina Hurricanes	L	L	L	L	O	W	L	W	L	L	2-7-1
Chicago Blackhawks	L	O	O	O	L	L	L	L	L	L	0-7-3
Colorado Avalanche	L	L	W	L	L	L	L	O	O	W	2-6-2
Columbus Blue Jackets	O	W	O	L	L	L	W	L	W	W	4-4-2
Dallas Stars	W	L	L	L	L	L	L	L	W	W	3-7-0
Detroit Red Wings	W	W	W	W	W	L	W	W	L	W	8-2-0
Edmonton Oilers	W	L	W	W	L	L	W	W	W	W	7-3-0
Florida Panthers	W	L	O	L	L	L	O	W	L	L	2-6-2
Los Angeles Kings	W	W	L	L	L	L	L	W	O	L	3-6-1
Minnesota Wild	W	L	W	W	L	L	W	W	W	L	6-4-0
Montreal Canadiens	L	W	L	O	L	W	L	W	W	W	5-4-1
Nashville Predators	L	L	W	W	W	L	L	W	W	W	6-4-0
New Jersey Devils	L	L	W	L	L	W	O	L	O	O	2-5-3
New York Islanders	O	L	O	L	L	W	W	L	L	W	3-5-2
New York Rangers	W	L	L	L	L	W	W	L	L	L	3-7-0
Ottawa Senators	L	L	L	L	W	O	W	W	W	O	4-4-2
Philadelphia Flyers	L	L	L	L	L	O	L	W	W	L	2-7-1
Pittsburgh Penguins	W	W	W	L	O	L	O	L	L	L	3-5-2
San Jose Sharks	W	L	L	L	W	W	W	W	W	L	6-4-0
St. Louis Blues	L	L	O	L	O	L	L	L	W	O	1-6-3
Tampa Bay Lightning	L	L	O	L	L	W	L	L	W	L	2-7-1
Toronto Maple Leafs	L	O	L	L	L	W	W	L	L	W	3-6-1
Vancouver Canucks	O	L	W	L	L	L	L	W	L	L	2-7-1
Vegas Golden Knights	L	L	O								0-2-1
Washington Capitals	L	L	O	L	O	L	L	L	W	W	2-6-2
Winnipeg Jets	L	W	L	W	W	L	L	L	L	L	3-7-0



RECORD BY DAY OF THE WEEK

RECORD BOOK

2020 - 2021

2001-02 SEASON				2002-03 SEASON				2003-04 SEASON			
DAY	NO.	RECORD	PTS	DAY	NO.	RECORD	PTS	DAY	NO.	RECORD	PTS
Sunday	9	6-2-1	13	Sunday	5	1-2-2	4	Sunday	3	2-1-0	4
Monday	6	2-4-0	4	Monday	7	1-5-1	3	Monday	9	4-5-0	8
Tuesday	14	4-5-5	13	Tuesday	15	3-9-3	9	Tuesday	8	3-4-1	7
Wednesday	10	5-3-2	12	Wednesday	9	5-3-1	11	Wednesday	16	8-5-3	19
Thursday	9	3-6-0	6	Thursday	9	2-5-2	6	Thursday	10	3-7-0	6
Friday	16	8-7-1	17	Friday	14	7-5-2	16	Friday	15	11-4-0	22
Saturday	18	7-9-2	16	Saturday	23	8-15-0	16	Saturday	21	6-12-3	15

2005-06 SEASON				2006-07 SEASON				2007-08 SEASON			
DAY	NO.	RECORD	PTS	DAY	NO.	RECORD	PTS	DAY	NO.	RECORD	PTS
Sunday	7	5-1-1	11	Sunday	4	2-1-1	5	Sunday	5	2-3-0	4
Monday	6	4-1-1	9	Monday	5	4-1-0	8	Monday	7	2-3-2	6
Tuesday	10	9-0-1	19	Tuesday	11	9-1-1	19	Tuesday	8	5-1-2	12
Wednesday	11	6-5-0	12	Wednesday	10	7-3-0	14	Wednesday	17	10-7-0	20
Thursday	16	10-3-3	23	Thursday	12	10-2-0	20	Thursday	9	4-3-2	10
Friday	12	7-5-0	14	Friday	15	11-3-1	23	Friday	18	7-7-4	18
Saturday	20	11-9-0	22	Saturday	25	10-12-1	21	Saturday	18	9-7-2	20

2008-09 SEASON				2009-10 SEASON				2010-11 SEASON			
DAY	NO.	RECORD	PTS	DAY	NO.	RECORD	PTS	DAY	NO.	RECORD	PTS
Sunday	1	0-1-0	0	Sunday	5	4-1-0	8	Sunday	7	4-1-2	10
Monday	9	4-4-1	9	Monday	8	5-3-0	10	Monday	3	1-2-0	2
Tuesday	8	4-4-0	8	Tuesday	7	3-3-1	7	Tuesday	16	9-5-2	20
Wednesday	14	8-5-1	17	Wednesday	16	10-6-0	20	Wednesday	10	5-4-1	11
Thursday	9	5-3-1	11	Thursday	8	4-2-2	10	Thursday	9	6-1-2	14
Friday	16	10-5-1	21	Friday	15	10-4-1	21	Friday	15	7-7-1	15
Saturday	24	10-9-5	25	Saturday	23	9-8-6	24	Saturday	22	11-9-2	24

2011-12 SEASON				2012-13 SEASON				2013-14 SEASON			
DAY	NO.	RECORD	PTS	DAY	NO.	RECORD	PTS	DAY	NO.	RECORD	PTS
Sunday	1	1-0-0	2	Sunday	11	3-7-1	7	Sunday	8	2-5-1	5
Monday	6	4-2-0	8	Monday	2	1-1-0	2	Monday	6	1-5-0	2
Tuesday	14	8-5-1	17	Tuesday	12	5-6-1	11	Tuesday	17	7-8-2	16
Wednesday	12	4-4-4	12	Wednesday	1	1-0-0	2	Wednesday	6	1-4-1	3
Thursday	8	3-5-0	6	Thursday	9	4-3-2	10	Thursday	19	4-14-1	9
Friday	17	10-6-1	22	Friday	5	3-2-0	6	Friday	9	4-4-1	9
Saturday	24	9-10-5	23	Saturday	8	4-2-2	10	Saturday	17	2-11-4	8

2014-15 SEASON				2015-16 SEASON				2016-17 SEASON			
DAY	NO.	RECORD	PTS	DAY	NO.	RECORD	PTS	DAY	NO.	RECORD	PTS
Sunday	6	1-3-2	4	Sunday	5	3-2-0	6	Sunday	8	2-6-0	4
Monday	7	3-3-1	7	Monday	9	4-5-0	8	Monday	8	4-3-1	9
Tuesday	17	7-9-1	15	Tuesday	15	6-5-4	16	Tuesday	21	10-7-4	24
Wednesday	6	1-3-2	4	Wednesday	7	2-4-1	5	Wednesday	3	1-0-2	4
Thursday	13	3-8-2	8	Thursday	14	4-8-2	10	Thursday	16	3-11-2	8
Friday	11	1-10-0	2	Friday	12	7-5-0	14	Friday	9	3-5-1	7
Saturday	22	7-15-0	14	Saturday	20	9-7-4	22	Saturday	17	10-5-2	22

2017-18 SEASON				2018-19 SEASON				2019-20 SEASON			
DAY	NO.	RECORD	PTS	DAY	NO.	RECORD	PTS	DAY	NO.	RECORD	PTS
Sunday	5	2-2-1	5	Sunday	7	3-4-0	6	Sunday	7	5-2-0	10
Monday	9	3-5-1	7	Monday	8	2-6-0	4	Monday	8	3-3-2	8
Tuesday	13	6-4-3	15	Tuesday	16	7-7-2	16	Tuesday	11	4-7-0	8
Wednesday	7	1-5-1	3	Wednesday	4	2-2-0	4	Wednesday	4	1-2-1	3
Thursday	15	6-7-2	14	Thursday	16	5-7-4	14	Thursday	15	6-7-2	14
Friday	13	3-8-2	8	Friday	9	3-5-1	7	Friday	8	4-4-0	8
Saturday	20	4-14-2	10	Saturday	22	11-8-3	25	Saturday	16	7-6-3	17



RECORD BY MONTH RECORD BOOK

2020 - 2021

2001-02 SEASON

MONTH	NO.	RECORD	PTS
October	13	5-7-1	11
November	14	6-7-1	13
December	13	4-7-2	10
January	13	7-5-1	15
February	5	1-2-2	4
March	17	8-7-2	18
April	7	4-1-2	10

2002-03 SEASON

MONTH	NO.	RECORD	PTS
October	10	3-5-2	8
November	13	1-10-2	4
December	14	4-9-1	9
January	13	7-4-2	16
February	13	4-8-1	9
March	16	7-8-1	15
April	3	1-1-1	3

2003-04 SEASON

MONTH	NO.	RECORD	PTS
October	11	6-5-0	12
November	14	5-7-2	12
December	13	4-8-1	9
January	16	8-6-2	18
February	11	5-5-1	11
March	15	9-5-1	19
April	2	0-2-0	0

2005-06 SEASON

MONTH	NO.	RECORD	PTS
October	11	7-4-0	14
November	14	8-5-1	17
December	14	11-2-1	23
January	11	6-4-1	13
February	6	4-0-2	10
March	17	9-7-1	19
April	9	7-2-0	14

2006-07 SEASON

MONTH	NO.	RECORD	PTS
October	11	10-0-1	21
November	13	9-3-1	19
December	14	9-4-1	19
January	14	6-7-1	13
February	11	8-2-1	17
March	15	8-5-2	18
April	4	3-1-0	6

2007-08 SEASON

MONTH	NO.	RECORD	PTS
October	10	5-5-0	10
November	13	6-6-1	13
December	14	8-5-1	17
January	13	4-5-4	12
February	15	8-4-3	19
March	14	6-5-3	15
April	3	2-1-0	4

2008-09 SEASON

MONTH	NO.	RECORD	PTS
October	10	6-2-2	14
November	13	5-7-1	11
December	14	6-6-2	14
January	13	9-4-0	18
February	13	5-6-2	12
March	12	6-5-1	13
April	7	4-2-1	9

2009-10 SEASON

MONTH	NO.	RECORD	PTS
October	11	8-2-1	17
November	13	7-5-1	15
December	15	9-4-2	20
January	14	8-3-3	19
February	7	1-4-2	4
March	16	10-5-1	21
April	6	2-4-0	4

2010-11 SEASON

MONTH	NO.	RECORD	PTS
October	12	3-7-2	8
November	13	6-6-1	13
December	12	6-5-1	13
January	12	8-3-1	17
February	12	6-4-2	22
March	16	10-4-2	22
April	5	4-0-1	9

2011-12 SEASON

MONTH	NO.	RECORD	PTS
October	10	6-4-0	12
November	14	7-6-1	15
December	14	4-7-3	11
January	12	4-7-1	9
February	13	7-3-3	17
March	16	10-4-2	22
April	3	1-1-1	3

2012-13 SEASON

MONTH	NO.	RECORD	PTS
October			
November			
December			
January	7	3-3-1	7
February	14	5-9-0	10
March	15	5-5-5	15
April	12	8-4-0	16

2013-14 SEASON

MONTH	NO.	RECORD	PTS
October	15	2-12-1	5
November	13	4-8-1	9
December	12	5-5-2	12
January	13	4-5-4	12
February	7	3-4-0	6
March	14	2-11-1	5
April	8	1-6-1	3

2014-15 SEASON

MONTH	NO.	RECORD	PTS
October	11	2-8-1	5
November	13	6-6-1	13
December	14	6-7-1	13
January	12	0-12-0	0
February	13	5-6-2	12
March	13	2-8-3	7
April	6	2-4-0	4

2015-16 SEASON

MONTH	NO.	RECORD	PTS
October	11	4-7-0	8
November	13	6-5-2	14
December	14	5-7-2	12
January	12	5-7-0	10
February	13	5-5-3	13
March	15	7-4-4	18
April	4	3-1-0	6

2016-17 SEASON

MONTH	NO.	RECORD	PTS
October	8	3-3-2	8
November	14	5-6-3	13
December	14	5-6-3	13
January	13	7-5-1	15
February	14	6-6-2	14
March	14	6-7-1	13
April	5	1-4-0	2

2017-18 SEASON

MONTH	NO.	RECORD	PTS
October	12	3-7-2	8
November	13	3-8-2	8
December	13	4-5-4	12
January	12	4-7-1	9
February	14	6-6-2	14
March	14	5-8-1	11
April	4	0-4-0	0

2018-19 SEASON

MONTH	NO.	RECORD	PTS
October	12	6-4-2	14
November	15	11-3-1	23
December	13	4-6-3	11
January	10	4-6-0	8
February	13	4-7-2	10
March	16	2-12-2	6
April	3	2-1-0	4

2019-20 SEASON

MONTH	NO.	RECORD	PTS
October	13	9-2-2	20
November	14	3-8-3	9
December	14	5-7-2	12
January	10	5-5-0	10
February	14	7-6-1	15
March	4	1-3-0	2
April			



BEST AND WORST RECORDS BY MONTH

RECORD BOOK

2020 - 2021

BEST AND WORST RECORDS BY MONTH		
MONTH	BEST (YEAR)	WORST (YEAR)
October	10-0-1, 21 pts. (2006)	1-7-2, 4 pts. (1986)
November	12-1-3, 27 pts (1974)	1-10-2, 4 pts. (2002)
December	11-2-1, 23 pts. (2005)	3-8-2, 8 pts. (1970)
January	11-0-2, 24 pts. (1984)	0-12-0, 0 pts. (2015)
February	10-4-0, 20 pts. (1977) 9-2-2, 20 pts. (1978)	1-4-2, 4 pts. (2010)** 3-4-0, 6 pts. (2014)** 4-10-1, 9 pts. (1971) 3-6-3, 9 pts. (1972)
March	10-3-4, 24 pts. (1979)	1-3-0, 2 pts (2020)*** 2-11-1, 5 pts. (1996)
April	8-4-0, 16 pts. (2013)* 6-7-2, 14 pts. (1995)* 7-2-0, 14 pts. (2006)	0-1-0, 0 pts. (1983) 0-7-0, 0 pts. (1993) 0-2-0, 0 pts. (2004) 0-4-0, 0 pts. (2018)
MAY	2-0-0, 4 pts. (1995)*	

* Schedule affected by shortened season (48 games) ** Schedule affected by Olympics *** Schedule affected by shortened season (69 games)



THE LAST TIME THE SABRES... RECORD BOOK

2020 - 2021

THE LAST TIME THE SABRES...

RECORDED A HAT TRICK:

HOME: 11/16/19 vs. Ottawa (Jack Eichel)

ROAD: 10/20/18 at Los Angeles (Jeff Skinner)

SCORED TWO HAT TRICKS IN ONE GAME:

1/18/08 vs. Atlanta (Drew Stafford & Derek Roy)

HAD A FOUR-GOAL GAME:

11/16/19 vs. Ottawa (Jack Eichel)

HAD A FIVE-GOAL GAME:

2/6/86 at Boston (Dave Andreychuk)

ALLOWED A HAT TRICK:

HOME: 4/19/13 vs. NY Rangers (Brad Richards)

ROAD: 10/18/18 at San Jose (Logan Couture)

ALLOWED TWO HAT TRICKS IN ONE GAME:

11/22/87 vs. Los Angeles (Bernie Nicholls & Bob Carpenter)

ALLOWED A FOUR-GOAL GAME:

11/2/05 vs. Ottawa (Daniel Alfredsson & Martin Havlat)

ALLOWED A FIVE-GOAL GAME:

(Has never happened)

WON A HOME GAME IN OVERTIME:

2/13/20 vs. Columbus (Victor Olofsson)

LOST A HOME GAME IN OVERTIME:

11/27/19 vs. Calgary (Elias Lindholm)

WON A ROAD GAME IN OVERTIME:

12/8/19 at Edmonton (Colin Miller)

LOST A ROAD GAME IN OVERTIME:

12/14/19 at NY Islanders (Anthony Beauvillier)

WON A HOME GAME IN A SHOOTOUT:

3/9/20 vs. Washington (Dominik Kahun)

LOST A HOME GAME IN A SHOOTOUT:

2/6/20 vs. Detroit (Dylan Larkin)

WON A ROAD GAME IN A SHOOTOUT:

11/24/18 at Detroit (Sam Reinhart)

LOST A ROAD GAME IN A SHOOTOUT:

3/7/2019 at Chicago (Patrick Kane)

SHUT OUT AN OPPONENT AT HOME:

10/15/19 vs. Dallas (Carter Hutton, 25 saves)

SHUT OUT OPPONENT ON THE ROAD:

10/25/19 at Detroit (Linus Ullmark, 41 saves)

WERE SHUT OUT AT HOME:

12/27/19 vs. Boston (Jaroslav Halak, 26 saves)

WERE SHUT OUT ON THE ROAD:

3/26/19 at Ottawa (Craig Anderson, 35 saves)

HAD TWO STRAIGHT SHUTOUTS:

1/23/18 at Edmonton (Robin Lehner, 33 saves)

1/25/18 at Vancouver (Robin Lehner, 30 saves)

WERE SHUT OUT IN TWO STRAIGHT GAMES:

3/12/19 vs. Dallas (Ben Bishop, 35 saves)

3/14/19 vs. Pittsburgh (Casey DeSmith, 26 saves)

THE LAST TIME THE SABRES...

WON A 1-0 GAME AT HOME:

10/24/17 vs. Detroit (Robin Lehner, 32 saves)

WON A 1-0 GAME ON THE ROAD:

3/1/12 at San Jose (Ryan Miller)

LOST A 1-0 GAME AT HOME:

11/2/19 vs. NY Islanders (Semyon Varlamov, 27 saves)

LOST A 1-0 GAME ON THE ROAD:

1/30/19 at Dallas (Ben Bishop, 27 saves)

WON BY FIVE OR MORE GOALS:

HOME: 12/2/19 (7-1 vs. New Jersey)

ROAD: 4/6/19 (7-1 at Detroit)

LOST BY FIVE OR MORE GOALS:

HOME: 2/4/20 (6-1 vs. Colorado)

ROAD: 12/19/19 (6-1 at Philadelphia)

SCORED 10 OR MORE GOALS AT HOME:

1/18/08 vs. Atlanta (10-1)

SCORED 10 OR MORE GOALS ON THE ROAD:

1/28/09 at Edmonton (10-2)

ALLOWED 10 OR MORE GOALS AT HOME:

11/2/05 vs. Ottawa (10-4)

ALLOWED 10 OR MORE GOALS ON THE ROAD:

3/12/88 at Calgary (10-4)

RECORDED 20 OR MORE SHOTS IN A PERIOD:

3/25/19 at New Jersey (23 - 3rd)

ALLOWED 20 OR MORE SHOTS IN A PERIOD:

2/7/20 at N.Y. Rangers (23 - 3rd)

SCORED FIVE GOALS IN A PERIOD:

HOME: 12/2/19 vs. New Jersey (1st)

ROAD: 3/31/18 at Nashville (2nd)

RECORDED 50 OR MORE SHOTS:

10/29/15 at Pittsburgh (53)

ALLOWED 50 OR MORE SHOTS:

12/8/17 at Chicago (51)

SCORED A SHORTHANDED GOAL:

3/5/20 vs. Pittsburgh (Jake McCabe)

SCORED A GOAL WHILE TWO MEN SHORT:

1/30/90 at Quebec (Phil Housley)

SCORED TWO SHORTHANDED GOALS IN ONE GAME:

2/11/18 vs. Colorado (Benoit Pouliot & Casey Nelson)

SCORED THREE SHORTHANDED GOALS IN ONE GAME:

3/19/98 vs. Florida (Michael Peca & Alexei Zhitnik [2])

ALLOWED A SHORTHANDED GOAL:

3/3/20 at Winnipeg (Tucker Poolman)

ALLOWED A SHORTHANDED GOAL WITH A TWO-MAN ADVANTAGE:

10/20/06 vs. Carolina (Mike Commodore)

ALLOWED TWO SHORTHANDED GOALS IN ONE GAME:

2/18/20 at Ottawa (Vladislav Namestnikov & Anthony Duclair)

ALLOWED THREE SHORTHANDED GOALS IN ONE GAME:

(Has never happened)

SCORED AN EMPTY NET GOAL:

HOME: 1/14/20 vs. Vegas (Curtis Lazar)

ROAD: 1/16/20 at Dallas (Michael Frolik)



THE LAST TIME THE SABRES... RECORD BOOK

2020 - 2021

THE LAST TIME THE SABRES...

ALLOWED AN EMPTY NET GOAL:

HOME: 1/30/20 vs. Montreal (Tomas Tatar)

ROAD: 2/29/20 at Arizona (Oliver Ekman-Larsson)

SCORED ON A PENALTY SHOT:

1/2/20 vs. Edmonton (Jack Eichel on Mike Smith)

WERE UNSUCCESSFUL ON A PENALTY SHOT:

2/11/20 vs. Detroit (Conor Sheary on Jonathan Bernier)

ALLOWED A GOAL ON A PENALTY SHOT:

12/18/18 vs. Florida (Evgenii Dadonov on Carter Hutton)

STOPPED THE SHOOTER ON A PENALTY SHOT:

2/9/20 (Troy Terry on Jonas Johansson)

LAST FOUR-POINT GAME:

11/16/19 vs. Ottawa: Jack Eichel (4+0)

LAST FIVE-POINT GAME:

3/31/18 at Nashville, Jack Eichel (0+5)

LAST SIX-POINT GAME:

2/10/93 at Winnipeg, Pat LaFontaine (1+5)

LAST SEVEN-POINT GAME:

2/1/76 at California, Gilbert Perreault (2+5)

THE LAST TIME | LEADS AND DEFICITS

The Sabres trailed by two goals and won:

February 13, 2020 vs. Columbus (4-3 OT)

The Sabres trailed by three goals and won:

November 19, 2018 at Pittsburgh (5-4 OT)

The Sabres trailed by four goals and won:

January 21, 1989 at Boston (6-5 OT)

The Sabres trailed by five goals and won:

February 25, 1983 vs. Boston (7-6)

The Sabres led by two goals and lost:

February 29, 2020 at Arizona (5-2)

The Sabres led by three goals and lost:

December 31, 2019 vs. Tampa Bay (6-4)

The Sabres led by four goals and lost:

March 12, 1988 at Calgary (10-4)

The Sabres led by five goals and lost:

(Has never happened)



2020 - 2021

SABRES STREAKS RECORD BOOK

LONGEST WINNING STREAKS | SABRES STREAKS

GAMES	DATES
10	11/8/18 to 11/27/18
10	10/4/06 to 10/26/06
10	1/4/84 to 1/23/84
9	12/11/76 to 12/29/76
9	11/24/79 to 12/13/79

Note: Sabres won 15 straight over two seasons -- 4/8/06 to 10/26/06

LONGEST REGULATION LOSING STREAKS | SABRES STREAKS

GAMES	DATES
14	12/29/14 to 1/30/15
8	1/25/03 to 2/13/03
7	3/7/14 to 3/18/14
7	12/4/03 to 12/19/03
7	12/20/02 to 12/31/02
7	11/3/02 to 11/19/02

LONGEST POINT STREAKS | SABRES STREAKS

GAMES	DATES
14	3/6/80 to 4/6/80
13	1/4/84 to 1/29/84
13	1/21/98 to 3/2/98

LONGEST WINLESS STREAKS | SABRES STREAKS

GAMES	DATES
14	12/29/14 to 1/30/15
12	11/23/91 to 12/20/91
12	10/25/02 to 11/19/02
10	11/7/71 to 12/1/71
10	12/26/07 to 1/16/08

MOST CONSECUTIVES TIES | SABRES STREAKS

GAMES	DATES
4	12/22/77 to 1/1/78
4	1/9/81 to 1/16/81
4	2/26/82 to 3/6/82
4	12/9/84 to 12/16/84

WINNING STREAKS | THE LAST STREAKS

GAMES	DATES
5	3/19/12 to 3/27/12
6	12/27/09 to 1/8/10
7	12/4/06 to 12/19/06
8	3/3/06 to 3/16/06
9	11/24/79 to 12/13/79
10	11/8/18 to 11/27/18

REGULATION LOSING STREAKS | THE LAST STREAKS

GAMES	DATES
5	1/14/12 to 1/21/12
6	2/26/20 to 3/7/20
7	3/7/14 to 3/18/14
8	1/25/03 to 2/13/03
9	None
10+	12/29/14 to 1/30/15 (14 games)

POINT STREAKS | THE LAST STREAKS

GAMES	DATES
6	10/3/19 to 10/14/19
7	2/23/11 to 3/6/11
8	11/29/98 to 12/18/98
9	3/12/12 to 3/27/12
10	12/23/84 to 1/12/85
11	12/15/77 to 1/11/78
12	1/29/97 to 2/23/97
13	1/21/98 to 3/2/98
14	3/6/80 to 4/6/80

WINLESS STREAKS | THE LAST STREAKS

GAMES	DATES
6	2/26/20 to 3/7/20
7	3/2/19 to 3/16/19
8	3/20/19 to 4/2/19
9	None
10	12/26/07 to 1/16/08
11	None
12	11/23/91 to 12/20/91
13	None
14	12/29/14 to 1/30/15

Note: This column identifies the last streak of each exact corresponding number of games.



SABRES SEASON OPENERS RECORD BOOK

2020 - 2021

OPENER				HOME			ROAD		
SEASON	DATE	OPPONENT	SCORE	DATE	OPPONENT	SCORE	DATE	OPPONENT	SCORE
1970-71	10/10/70	at PIT	2-1	10/15/70	vs. MTL	0-3	10/10/70	at PIT	2-1
1971-72	10/10/71	vs. PIT	2-1	10/10/71	vs. PIT	2-1	10/12/71	at STL	1-4
1972-73	10/8/72	vs. ATL	5-3	10/8/72	vs. ATL	5-3	10/14/72	at ATL	1-1
1973-74	10/10/73	at TOR	4-7	10/14/73	vs. VAN	3-1	10/10/73	at TOR	4-7
1974-75	10/10/74	vs. BOS	9-5	10/10/74	vs. BOS	9-5	10/12/74	at PHI	1-6
1975-76	10/9/75	vs. DET	4-0	10/9/75	vs. DET	4-0	10/18/75	at STL	5-3
1976-77	10/9/76	at DET	0-4	10/10/76	vs. MTL	3-1	10/9/76	at DET	0-4
1977-78	10/13/77	vs. NYI	3-2	10/13/77	vs. NYI	3-2	10/15/77	at TOR	5-2
1978-79	10/12/78	vs. NYI	2-2	10/12/78	vs. NYI	2-2	10/14/78	at MIN	5-2
1979-80	10/11/79	vs. WSH	6-3	10/11/79	vs. WSH	6-3	10/13/79	at NYI	5-2
1980-81	10/9/80	at CHI	3-4	10/12/80	vs. HFD	3-3	10/9/80	at CHI	3-4
1981-82	10/7/81	vs. WSH	5-3	10/7/81	vs. WSH	5-3	10/10/81	at MTL	0-9
1982-83	10/6/82	vs. QUE	4-6	10/6/82	vs. QUE	4-6	10/9/82	at QUE	4-6
1983-84	10/5/83	vs. HFD	5-3	10/5/83	vs. HFD	5-3	10/8/83	at QUE	2-9
1984-85	10/11/84	vs. MTL	4-3	10/11/84	vs. MTL	4-3	10/13/84	at TOR	3-4*
1985-86	10/10/85	vs. HFD	4-5	10/10/85	vs. HFD	4-5	10/12/85	at MIN	6-2
1986-87	10/9/86	at WPG	2-3	10/12/86	vs. CGY	2-4	10/9/86	at WPG	2-3
1987-88	10/8/87	vs. MIN	2-2*	10/8/87	vs. MIN	2-2*	10/10/87	at MTL	3-6
1988-89	10/6/88	vs. MTL	3-2	10/6/88	vs. MTL	3-2	10/8/88	at WSH	2-6
1989-90	10/5/89	vs. QUE	4-3	10/5/89	vs. QUE	4-3	10/7/89	at MTL	1-5
1990-91	10/4/90	vs. MTL	3-3*	10/4/90	vs. MTL	3-3*	10/6/90	at MTL	5-6
1991-92	10/4/91	vs. PIT	4-5	10/4/91	vs. PIT	4-5	10/5/91	at WSH	1-3
1992-93	10/8/92	vs. QUE	4-5	10/8/92	vs. QUE	4-5	10/10/92	at HFD	5-2
1993-94	10/7/93	at BOS	5-3	10/10/93	vs. HFD	2-3	10/7/93	at BOS	5-3
1994-95	1/20/95	at NYR	2-1	1/25/95	vs. NJD	2-1	1/20/95	at NYR	2-1
1995-96	10/7/95	at OTT	3-1	10/13/95	vs. ANA	1-4	10/7/95	at OTT	3-1
1996-97	10/4/96	at EDM	3-4	10/12/96	vs. DET	1-6	10/4/96	at EDM	3-4
1997-98	10/1/97	at STL	3-1	10/7/97	vs. DAL	2-4	10/1/97	at STL	3-1
1998-99	10/10/98	at DAL	1-4	10/16/98	vs. FLA	2-2*	10/10/98	at DAL	1-4
1999-00	10/2/99	at DET	0-2	10/8/99	vs. WSH	2-3	10/2/99	at DET	0-2
2000-01	10/5/00	vs. CHI	4-2	10/5/00	vs. CHI	4-2	10/13/00	at EDM	2-3
2001-02	10/4/01	vs. ATL	1-2	10/4/01	vs. ATL	1-2	10/7/01	at NYR	4-5*
2002-03	10/10/02	vs. NYI	5-1	10/10/02	vs. NYI	5-1	10/12/02	at MTL	6-1
2003-04	10/9/03	at PHI	0-2	10/11/03	vs. NYI	0-6	10/9/03	at PHI	0-2
2005-06	10/5/05	vs. NYI	6-4	10/5/05	vs. NYI	6-4	10/8/05	at OTT	0-5
2006-07	10/4/06	at CAR	3-2**	10/6/06	vs. MTL	5-4**	10/4/06	at CAR	3-2**
2007-08	10/5/07	vs. NYI	4-6	10/5/07	vs. NYI	4-6	10/6/07	at NYI	2-3
2008-09	10/10/08	vs. MTL	2-1**	10/10/08	vs. MTL	2-1**	10/13/08	at NYI	7-1
2009-10	10/3/09	vs. MTL	1-2 *	10/3/09	vs. MTL	1-2 *	10/10/09	at NSH	1-0
2010-11	10/8/10	at OTT	2-1	10/9/10	vs. NYR	3-6	10/8/10	at OTT	2-1
2011-12	10/7/11	vs. ANA	4-1	10/7/11	vs. ANA	4-1	10/8/11	at LAK	4-2
2012-13	1/20/13	vs. PHI	5-2	1/20/13	vs. PHI	5-2	1/21/13	at TOR	2-1
2013-14	10/2/13	at DET	1-2	10/4/13	vs. OTT	0-1	10/2/13	at DET	1-2
2014-15	10/9/14	vs. CBJ	1-3	10/9/14	vs. CBJ	1-3	10/11/14	at CHI	2-6
2015-16	10/8/15	vs. OTT	1-3	10/8/15	vs. OTT	1-3	10/15/15	at FLA	2-3
2016-17	10/13/16	vs. MTL	1-4	10/13/16	vs. MTL	1-4	10/16/16	at EDM	6-2
2017-18	10/5/17	vs. MTL	2-3**	10/5/17	vs. MTL	2-3**	10/7/17	at NYI	3-6
2018-19	10/4/18	vs. BOS	0-4	10/4/18	vs. BOS	0-4	10/13/18	at ARI	3-0
2019-20	10/3/19	at PIT	3-1	10/5/19	vs. NJD	7-2	10/3/19	at PIT	3-1

The Sabres are 25-19-5 in opening games (17-10-5 at home and 8-9-0 on the road). The club is 22-20-7 in home openers and 21-27-1 in road openers.
 *Game decided in overtime **Game decided in shootout



SABRES RECORD BY SEASON

RECORD BOOK

2020-2021

PRESEASON				REGULAR SEASON							PLAYOFFS	
SEASON	W	L	OTL/T	GP	W	L	OTL/T	GF	GA	PTS	W	L
1970-71	1	4	4	78	24	39	15	217	291	63	--	--
1971-72	3	1	5	78	16	43	19	203	289	51	--	--
1972-73	4	2	2	78	37	27	14	257	219	88	2	4
1973-74	0	6	2	78	32	34	12	242	250	76	--	--
1974-75	4	4	0	80	49	16	15	354	240	113	10	7
1975-76	3	6	0	80	46	21	13	339	240	105	4	5
1976-77	4	5	1	80	48	24	8	301	220	104	2	4
1977-78	3	3	4	80	44	19	17	288	215	105	3	5
1978-79	5	6	0	80	36	28	16	280	263	88	1	2
1979-80	3	6	2	80	47	17	16	318	201	110	9	5
1980-81	4	5	2	80	39	20	21	327	250	99	4	4
1981-82	2	5	3	80	39	26	15	307	273	93	1	3
1982-83	5	2	4	80	38	29	13	318	285	89	6	4
1983-84	2	8	0	80	48	25	7	315	257	103	0	3
1984-85	5	2	2	80	38	28	14	290	237	90	2	3
1985-86	3	3	2	80	37	37	6	296	291	80	--	--
1986-87	4	5	0	80	28	44	8	280	308	64	--	--
1987-88	7	2	0	80	37	32	11	283	305	85	2	4
1988-89	7	0	1	80	38	35	7	291	299	83	1	4
1989-90	4	3	2	80	45	27	8	286	248	98	2	4
1990-91	2	4	2	80	31	30	19	292	278	81	2	4
1991-92	3	5	1	80	31	37	12	289	299	74	3	4
1992-93	5	4	0	84	38	36	10	335	297	86	4	4
1993-94	1	6	0	84	43	32	9	282	218	95	3	4
1994-95	2	4	1	48	22	19	7	130	119	51	1	4
1995-96	4	4	0	82	33	42	7	247	262	73	--	--
1996-97	3	4	1	82	40	30	12	237	208	92	5	7
1997-98	0	6	2	82	36	29	17	211	187	89	10	5
1998-99	2	6	0	82	37	28	17	207	175	91	14	7
1999-00	2	4	1	82	35	32	15	213	204	85	1	4
2000-01	7	1	0	82	46	30	6	218	184	98	7	6
2001-02	2	4	0	82	35	35	12	213	200	82	--	--
2002-03	4	2	1	82	27	37	18	190	219	72	--	--
2003-04	3	4	1	82	37	34	11	220	221	85	--	--
2005-06	6	2	0	82	52	24	6	276	234	110	11	7
2006-07	4	1	0	82	53	22	7	298	238	113	9	7
2007-08	4	2	0	82	39	31	12	251	233	90	--	--
2008-09	2	4	1	82	41	32	9	242	229	91	--	--
2009-10	4	1	1	82	45	27	10	231	201	100	2	4
2010-11	4	2	0	82	43	29	10	240	228	96	3	4
2011-12	4	2	0	82	39	32	11	211	223	89	--	--
2012-13	--	--	--	48	21	21	6	118	139	48	--	--
2013-14	4	2	1	82	21	51	10	150	243	52	--	--
2014-15	2	3	1	82	23	51	8	153	269	54	--	--
2015-16	4	3	0	82	35	36	11	199	215	81	--	--
2016-17	4	3	0	82	33	37	12	199	231	78	--	--
2017-18	1	4	1	82	25	45	12	198	278	62	--	--
2018-19	3	4	0	82	33	39	10	221	268	76	--	--
2019-20	4	2	0	69	30	31	8	193	215	68	--	--
TOTALS	163	171	51	3,889	1,790	1,530	569	12,256	11,696	4,149	124	132

Note: GF/GA totals do not include team shootout goals.





REGULAR-SEASON OT GOALS RECORD BOOK

2020 - 2021

1983-1994					
DATE	OPPONENT	SCORER	SCORE	TIME	
Oct. 26, 1983	at Detroit	Steve Yzerman	6-5 DET	4:38	
Nov. 16, 1983	at Winnipeg	Mike Ramsey	6-5 BUF	0:17	
Feb. 8, 1984	at Pittsburgh	Dave Andreychuk	6-5 BUF	0:31	
Feb. 17, 1984	Minnesota	Dave Andreychuk (2)	5-4 BUF	1:31	
Feb. 21, 1984	at Philadelphia	Phil Housley	5-4 BUF	4:09	
Mar. 11, 1984	Hartford	Mike Foligno	4-3 BUF	1:53	
Oct. 13, 1984	at Toronto	Jim Benning	4-3 TOR	2:41	
Feb. 15, 1985	Montreal	Mats Naslund	4-3 MTL	2:31	
Mar. 24, 1985	Boston	Dave Reid	4-3 BOS	0:56	
Nov. 30, 1985	at Toronto	Steve Thomas	3-2 TOR	0:26	
Jan. 17, 1986	Montreal	Gates Orlando	5-4 BUF	1:11	
Mar. 11, 1986	at St. Louis	Charlie Bourgeois	3-2 STL	2:04	
Oct. 22, 1986	at Pittsburgh	Randy Cunneynworth	5-4 PIT	2:30	
Nov. 12, 1986	N.Y. Rangers	Walt Poddubny	2-1 NYR	2:01	
Dec. 20, 1986	at Toronto	Steve Thomas (2)	5-4 TOR	4:55	
Jan. 8, 1987	at Minnesota	Brian Bellows	5-4 MIN	1:05	
Jan. 18, 1987	Edmonton	Scott Arniel	6-5 BUF	1:49	
Feb. 14, 1988	Chicago	Steve Thomas (3)	4-3 CHI	3:48	
Oct. 9, 1988	at Philadelphia	Ron Sutter	4-3 PHI	2:44	
Nov. 13, 1988	Edmonton	Esa Tikkanen	5-4 EDM	3:25	
Nov. 25, 1988	Chicago	Phil Housley (2)	5-4 BUF	3:15	
Dec. 3, 1988	at Montreal	Guy Carbonneau	3-2 MTL	4:22	
Jan. 4, 1989	Hartford	Brian Lawton	5-4 HFD	3:19	
Jan. 21, 1989	at Boston	Pierre Turgeon	6-5 BUF	3:58	
Oct. 27, 1989	Toronto	Pierre Turgeon	6-5 BUF	2:30	
Dec. 7, 1989	at Philadelphia	Ron Sutter (2)	4-3 PHI	0:24	
Dec. 29, 1989	Boston	Craig Janney	4-3 BOS	1:33	
Feb. 20, 1990	at Winnipeg	Mike Hartman	4-3 BUF	2:06	
Mar. 14, 1990	Los Angeles	Bob Kudelski	6-5 LAK	1:25	
Mar. 18, 1990	Winnipeg	Phil Housley (3)	4-3 BUF	2:03	
Mar. 31, 1990	at Pittsburgh	Uwe Krupp	3-2 BUF	1:00	
Nov. 23, 1990	Edmonton	Benoit Hogue	3-2 BUF	0:34	
Dec. 7, 1990	Hartford	Scott Young	4-3 HFD	0:53	
Dec. 18, 1990	at Hartford	Dave Andreychuk (3)	4-3 BUF	1:07	
Feb. 6, 1991	St. Louis	Brett Hull	5-4 STL	4:15	
Mar. 20, 1991	Montreal	Dave Andreychuk (4)	3-2 BUF	1:14	
Nov. 8, 1991	Philadelphia	Donald Audette	4-3 BUF	1:29	
Nov. 29, 1991	N.Y. Rangers	Mark Messier	5-4 NYR	0:43	
Jan. 23, 1992	at Pittsburgh	Donald Audette (2)	5-4 BUF	4:15	
Mar. 28, 1992	at Boston	Steve Heinze	4-3 BOS	3:59	
Oct. 16, 1992	Tampa Bay	Bob Sweeney	5-4 BUF	2:30	
Nov. 2, 1992	at N.Y. Rangers	Darren Turcotte	7-6 NYR	0:58	
Jan. 3, 1993	St. Louis	Brad May	6-5 BUF	1:20	
Jan. 17, 1993	at Edmonton	Zdeno Ciger	3-2 EDM	0:25	
Jan. 19, 1993	at Calgary	Yuri Khmylev	3-2 BUF	2:07	
Jan. 26, 1993	at Philadelphia	Bob Sweeney	4-3 BUF	2:23	
Jan. 31, 1993	Edmonton	Kelly Buchberger	5-4 EDM	0:46	
Apr. 13, 1993	Montreal	Brian Bellows (2)	3-2 MTL	3:50	
Dec. 2, 1993	at Florida	Jesse Belanger	2-1 FLA	0:23	
Dec. 26, 1993	at NY Islanders	Benoit Hogue	4-3 NYI	2:28	
Jan. 7, 1994	Pittsburgh	Ron Francis	4-3 PIT	4:54	
Mar. 30, 1994	Tampa Bay	Brian Bradley	3-2 TBL	3:52	
Mar. 14, 1995	at Florida	Yuri Khmylev	2-1 BUF	0:54	
Mar. 18, 1995	at Ottawa	Troy Murray	4-3 OTT	3:42	



REGULAR-SEASON OT GOALS RECORD BOOK

2020 - 2021

1995-2003

DATE	OPPONENT	SCORER	SCORE	TIME
Dec. 22, 1995	Boston	Ted Donato	3-2 BOS	1:37
Jan. 13, 1996	at Edmonton	Doug Weight	5-4 EDM	4:48
Jan. 30, 1996	at NY Islanders	Mathieu Schneider	5-4 NYI	2:19
Feb. 7, 1996	Boston	Derek Plante	2-1 BUF	0:24
Feb. 17, 1996	at Hartford	Geoff Sanderson	2-1 HFD	1:49
Feb. 28, 1996	at Ottawa	Derek Plante	3-2 BUF	4:36
Mar. 8, 1996	at Anaheim	Paul Kariya	3-2 ANA	2:03
Mar. 29, 1996	Philadelphia	Bob Corkum	6-5 PHI	3:50
Nov. 9, 1996	at Hartford	Curtis Leschyshyn	4-3 HFD	4:55
Nov. 11, 1996	Florida	Donald Audette (3)	3-2 BUF	4:01
Nov. 23, 1996	at Boston	Michal Grosek	3-2 BUF	2:39
Dec. 4, 1996	Vancouver	Mike Sillinger	7-6 VAN	3:38
Dec. 11, 1996	at Montreal	Dixon Ward	3-2 BUF	2:42
Jan. 12, 1997	at Phoenix	Jason Dawe	3-2 BUF	0:10
Mar. 11, 1997	Philadelphia	Michael Peca	3-2 BUF	0:42
Mar. 26, 1997	NY Islanders	Bryan Berard	3-2 NYI	1:00
Mar. 28, 1997	at Detroit	Larry Murphy	2-1 DET	3:10
Oct. 31, 1997	at Carolina	Jason Dawe	3-2 BUF	3:21
Nov. 1, 1997	at Florida	Dixon Ward (2)	4-3 BUF	1:14
Dec 12, 1997	Carolina	Matthew Barnaby	3-2 BUF	4:45
Apr. 15, 1998	at New Jersey	Scott Stevens	5-4 NJD	4:38
Dec. 30, 1998	at Ottawa	Andreas Dackell	3-2 OTT	2:24
Jan. 6, 1999	at Anaheim	Michael Peca	3-2 BUF	0:29
Feb. 17, 1999	Toronto	Mats Sundin	3-2 TOR	4:08
Mar. 19, 1999	at NY Rangers	Miroslav Satan	3-2 BUF	1:18
Mar. 28, 1999	Pittsburgh	Dixon Ward (3)	4-3 BUF	2:27
Apr. 17, 1999	at Boston	Hal Gill	2-1 BOS	4:46
Oct. 29, 1999	Florida	Geoff Sanderson	3-2 BUF	4:54
Nov. 4, 1999	at Chicago	Curtis Brown	5-4 BUF	1:14
Nov. 28, 1999	at Tampa Bay	Michal Grosek	3-2 BUF	2:26
Dec. 8, 1999	at Toronto	Steve Thomas (4)	3-2 TOR	1:05
Feb. 10, 2000	at Nashville	Jason Woolley	2-1 BUF	4:08
Feb. 12, 2000	at Philadelphia	John LeClair	3-2 PHI	2:28
Mar. 8, 2000	Boston	Stu Barnes	2-1 BUF	1:54
Mar. 15, 2000	at San Jose	Jeff Friesen	6-5 SJS	2:56
Apr. 7, 2000	Pittsburgh	Jaromir Jagr	2-1 PIT	0:13
Oct. 21, 2000	at Detroit	Brendan Shanahan	5-4 DET	4:28
Nov. 13, 2000	Calgary	J-P Dumont	3-2 BUF	1:29
Feb. 7, 2001	NY Islanders	Maxim Afinogenov	2-1 BUF	0:42
Feb. 10, 2001	at Ottawa	Maxim Afinogenov (2)	2-1 BUF	1:52
Mar. 3, 2001	at Colorado	Stu Barnes (2)	3-2 BUF	2:08
Oct. 7, 2001	at NY Rangers	Brian Leetch	5-4 NYR	2:45
Dec. 14, 2001	Carolina	Stu Barnes (3)	3-2 BUF	0:50
Jan. 27, 2002	at Washington	Stu Barnes (4)	3-2 BUF	1:30
Feb. 8, 2002	Ottawa	Jason Woolley	3-2 BUF	4:21
Mar. 24, 2002	at Ottawa	Erik Rasmussen	3-2 BUF	1:27
Nov. 19, 2002	at New Jersey	Scott Niedermayer	4-3 NJD	1:23
Dec. 31, 2002	vs. NY Islanders	Jason Blake	1-0 NYI	1:36
Jan. 4, 2003	at Ottawa	Ales Kotalik	2-1 BUF	4:19
Jan. 25, 2003	at Ottawa	Daniel Alfredsson	4-3 OTT	2:22
Jan. 30, 2003	at St. Louis	Keith Tkachuk	2-1 STL	3:26
Feb. 17, 2003	at Atlanta	Patrik Stefan	4-3 ATL	3:54
Feb. 19, 2003	vs. Montreal	Miroslav Satan	2-1 BUF	3:49
Mar. 1, 2003	at NY Islanders	Jason Blake (2)	2-1 NYI	2:42
Mar. 12, 2003	vs. Carolina	Craig Adams	3-2 CAR	3:41
Mar. 22, 2003	at Toronto	Bryan McCabe	3-2 TOR	0:36
Mar. 24, 2003	vs. Colorado	Jochen Hecht	4-3 BUF	4:15



REGULAR-SEASON OT GOALS RECORD BOOK

2020 - 2021

2003-2010					
DATE	OPPONENT	SCORER	SCORE	TIME	
Nov. 14, 2003	vs. Pittsburgh	Aleksey Morozov	2-1 PIT	3:09	
Feb. 20, 2004	vs. Tampa Bay	Daniel Briere	4-3 BUF	3:01	
Mar. 11, 2004	vs. Boston	Mike Knuble	3-2 BOS	1:15	
Mar. 13, 2004	at Boston	Mike Knuble (2)	3-2 BOS	4:54	
Mar. 15, 2004	vs. Toronto	Tomas Kaberle	6-5 TOR	3:45	
Mar. 17, 2004	at Atlanta	Derek Roy	4-3 BUF	0:15	
Oct. 10, 2005	vs. Pittsburgh	Jochen Hecht	3-2 BUF	4:39	
Dec. 1, 2005	at Montreal	Brian Campbell	3-2 BUF	2:15	
Dec. 8, 2005	vs. Anaheim	Maxim Afinogenov (3)	3-2 BUF	2:11	
Dec. 16, 2005	at Pittsburgh	Chris Drury	4-3 BUF	1:32	
Feb. 7, 2006	at Montreal	Maxim Afinogenov (4)	3-2 BUF	0:30	
Feb. 9, 2006	vs. Montreal	Alex Kovalev	3-2 MTL	0:39	
Apr. 5, 2006	vs. Ottawa	Daniel Briere (2)	5-4 BUF	4:13	
Nov. 5, 2006	at NY Rangers	Daniel Briere (3)	4-3 BUF	3:57	
Nov. 10, 2006	vs. Florida	Thomas Vanek	5-4 BUF	0:19	
Nov. 11, 2006	at Philadelphia	Daniel Briere (4)	5-4 BUF	0:21	
Nov. 24, 2006	vs. Montreal	Sheldon Souray	2-1 MTL	4:59	
Nov. 26, 2006	at NY Rangers	Chris Drury	3-2 BUF	1:36	
Dec. 23, 2006	at St. Louis	Bill Guerin	3-2 STL	1:35	
Feb. 15, 2007	vs. Edmonton	Daniel Briere (5)	2-1 BUF	1:02	
Mar. 18, 2007	at Atlanta	Keith Tkachuk (2)	4-3 ATL	4:22	
Oct. 15, 2007	vs. Toronto	Paul Gaustad	5-4 BUF	4:56	
Oct. 27, 2007	at Tampa Bay	Thomas Vanek (2)	4-3 BUF	4:19	
Nov. 1, 2007	at Boston	Marco Sturm	4-3 BOS	4:07	
Nov. 7, 2007	vs. Boston	Clarke MacArthur	2-1 BUF	3:16	
Feb. 20, 2008	vs. Tampa Bay	Thomas Vanek (3)	4-3 BUF	2:25	
Mar. 8, 2008	at Carolina	Scott Walker	4-3 CAR	2:50	
Mar. 28, 2008	vs. Montreal	Chris Higgins	4-3 MTL	3:38	
Mar. 30, 2008	vs. Boston	Andrej Sekera	2-1 BUF	0:39	
Oct. 23, 2008	at Minnesota	Derek Roy (2)	4-3 BUF	0:44	
Nov. 7, 2008	vs. Atlanta	Jason Williams	5-4 ATL	0:48	
Dec. 20, 2008	at Montreal	Alex Kovalev (2)	4-3 MTL	4:35	
Dec. 22, 2008	vs. Pittsburgh	Sidney Crosby	4-3 PIT	0:43	
Apr. 1, 2009	at Atlanta	Ilya Kovalchuk	3-2 ATL	4:30	
Apr. 3, 2009	at Washington	Jason Pominville	5-4 BUF	1:51	
Oct. 3, 2009	vs. Montreal	Brian Gionta	2-1 MTL	2:42	
Oct. 30, 2009	vs. Toronto	Tim Connolly	3-2 BUF	1:04	
Nov. 20, 2009	vs. Boston	Patrice Bergeron	2-1 BOS	0:47	
Dec. 21, 2009	at Toronto	Derek Roy (3)	3-2 BUF	3:35	
Jan. 1, 2010	vs. Atlanta	Derek Roy (4)	4-3 BUF	4:02	
Jan. 14, 2010	at Atlanta	Derek Roy (5)	2-1 BUF	2:27	
Feb. 11, 2010	at Carolina	Sergei Samsonov	4-3 CAR	1:47	
Mar. 5, 2010	vs. Philadelphia	Tim Connolly	3-2 BUF	2:31	
Mar. 7, 2010	at NY Rangers	Patrick Kaleta	2-1 BUF	2:22	
Mar. 13, 2010	at Detroit	Brian Rafalski	3-2 DET	0:31	
Oct. 13, 2010	vs. New Jersey	Ilya Kovalchuk (2)	1-0 NJD	0:53	
Oct. 29, 2010	at Atlanta	Dustin Byfuglien	4-3 ATL	4:31	
Nov. 11, 2010	at NY Rangers	Artem Anisimov	3-2 NYR	1:32	
Nov. 13, 2010	vs. Washington	Thomas Vanek (4)	3-2 BUF	4:00	
Nov. 15, 2010	vs. Vancouver	Tyler Myers	4-3 BUF	4:37	
Dec. 7, 2010	at Boston	Mark Recchi	3-2 BOS	2:11	
Jan. 4, 2011	at Colorado	David Jones	4-3 COL	4:17	
Jan. 8, 2011	at Phoenix	Drew Stafford	2-1 BUF	3:12	
Jan. 18, 2011	vs. Montreal	Jason Pominville (2)	2-1 BUF	1:09	
Jan. 25, 2011	at Ottawa	Shaone Morrisonn	3-2 BUF	1:59	
Feb. 10, 2011	at Florida	Tyler Myers (2)	3-2 BUF	4:55	
Feb. 13, 2011	vs. NY Islanders	Michael Grabner	7-6 NYI	2:55	
Mar. 3, 2011	at Carolina	Jamie McBain	3-2 CAR	0:26	

Continued on next page



REGULAR-SEASON OT GOALS RECORD BOOK

2020 - 2021

2010-2017					
DATE	OPPONENT	SCORER	SCORE	TIME	
Mar. 6, 2011	at Minnesota	Drew Stafford	3-2 BUF	0:46	
Mar. 10, 2011	at Boston	Brad Boyes	4-3 BUF	3:44	
Mar. 20, 2011	vs. Nashville	Martin Erat	4-3 NSH	0:27	
Apr. 2, 2011	at Washington	Alex Ovechkin	5-4 WSH	3:19	
Apr. 3, 2011	at Carolina	Marc-Andre Gragnani	2-1 BUF	2:56	
Apr. 8, 2011	vs. Philadelphia	Thomas Vanek (5)	4-3 BUF	1:16	
Nov. 8, 2011	vs. Winnipeg	Thomas Vanek (6)	6-5 BUF	4:35	
Dec. 7, 2011	vs. Philadelphia	Claude Giroux	5-4 PHI	2:37	
Dec. 9, 2011	vs. Florida	Jason Pominville (3)	2-1 BUF	2:19	
Dec. 13, 2011	vs. Ottawa	Jared Cowen	3-2 OTT	0:45	
Jan. 7, 2012	vs. Winnipeg	Johnny Oduya	2-1 WPG	0:57	
Feb. 25, 2012	at NY Rangers	Ryan Callahan	3-2 NYR	2:59	
Mar. 7, 2012	vs. Carolina	Jason Pominville (4)	3-2 BUF	0:56	
Mar. 12, 2012	vs. Montreal	Tyler Myers (3)	3-2 BUF	2:01	
Apr. 3, 2012	vs. Toronto	Derek Roy (6)	6-5 BUF	3:29	
Jan. 29, 2013	vs. Toronto	Matt Frattin	4-3 TOR	4:58	
Mar. 16, 2013	vs. Ottawa	Kyle Turris	4-3 OTT	3:54	
Mar. 19, 2013	at Montreal	Steve Ott	3-2 BUF	2:16	
Oct. 8, 2013	vs. Tampa Bay	Alex Killorn	3-2 TBL	1:50	
Nov. 29, 2013	vs. Toronto	Christian Ehrhoff	3-2 BUF	0:38	
Nov. 30, 2013	at New Jersey	Steve Bernier	1-0 NJD	4:19	
Dec. 14, 2013	vs. Calgary	Matt Stajan	2-1 CGY	0:42	
Dec. 23, 2013	vs. Phoenix	Mark Pysyk	2-1 BUF	3:47	
Jan. 28, 2014	vs. Washington	Mike Green	5-4 WSH	1:00	
Feb. 26, 2014	vs. Boston	Matt D'Agostini	5-4 BUF	0:22	
Mar. 29, 2014	vs. Tampa Bay	Steven Stamkos	4-3 TBL	1:53	
Oct. 30, 2014	vs. Boston	Brad Marchand	3-2 BOS	1:20	
Dec. 13, 2014	vs. Florida	Nikita Zadorov	4-3 BUF	0:29	
Dec. 21, 2014	at Boston	Loui Eriksson	4-3 BOS	2:14	
Mar. 26, 2015	vs. Arizona	Sam Gagner	4-3 ARI	0:56	
Oct. 27, 2015	at Philadelphia	Zemgus Girgensons	4-3 BUF	2:29	
Nov. 14, 2015	vs. San Jose	Patrick Marleau	2-1 SJS	2:59	
Dec. 12, 2015	vs. Los Angeles	Ryan O'Reilly	2-1 BUF	3:19	
Feb. 6, 2016	at Boston	Brad Marchand (2)	2-1 BOS	2:32	
Mar. 1, 2016	vs. Edmonton	Connor McDavid	2-1 EDM	3:48	
Mar. 12, 2016	vs. Carolina	Jack Eichel	3-2 BUF	4:59	
Mar. 16, 2016	vs. Montreal	Paul Byron	3-2 MTL	3:15	
Apr. 9, 2016	at NY Islanders	Brian Gionta	4-3 BUF	2:46	
Oct. 18, 2016	at Calgary	Sean Monahan	4-3 CGY	2:26	
Nov. 11, 2016	vs. New Jersey	Andy Greene	2-1 NJD	0:29	
Dec. 5, 2016	at Washington	Marcus Johansson	3-2 WSH	2:38	
Dec. 6, 2016	vs. Edmonton	Rasmus Ristolainen	4-3 BUF	0:57	
Dec. 16, 2016	vs. NY Islanders	Rasmus Ristolainen (2)	3-2 BUF	0:42	
Jan. 5, 2017	at Chicago	Patrick Kane	4-3 CHI	0:56	
Jan. 20, 2017	vs. Detroit	Kyle Okposo	3-2 BUF	4:34	
Jan. 21, 2017	at Montreal	Zach Bogosian	3-2 BUF	1:48	
Jan. 24, 2017	at Nashville	Jack Eichel (2)	5-4 BUF	2:35	
Feb. 2, 2017	vs. NY Rangers	Chris Kreider	2-1 NYR	3:56	
Feb. 7, 2017	vs. San Jose	Evander Kane	5-4 BUF	1:05	
Feb. 28, 2017	vs. Nashville	Filip Forsberg	5-4 NSH	2:45	
Oct. 17, 2017	at Vegas	David Perron	5-4 VGK	3:52	
Oct. 21, 2017	at Boston	Ryan O'Reilly	5-4 BUF	2:59	
Nov. 11, 2017	at Montreal	Max Pacioretty	2-1 MTL	3:08	
Nov. 14, 2017	at Pittsburgh	Conor Sheary	5-4 PIT	0:16	
Dec. 8, 2017	at Chicago	Gustav Forsling	3-2 CHI	4:55	

Continued on next page





REGULAR-SEASON OT GOALS RECORD BOOK

2020 - 2021

2017-2020

DATE	OPPONENT	SCORER	SCORE	TIME
Dec. 10, 2017	at St. Louis	Vladimir Tarasenko	3-2 STL	4:24
Dec. 15, 2017	vs. Carolina	Jacob Slavin	5-4 CAR	2:15
Dec. 27, 2017	at NY Islanders	Mathew Barzal	3-2 NYI	1:08
Dec. 29, 2017	at New Jersey	Rasmus Ristolainen (3)	4-3 BUF	2:37
Jan. 1, 2018	vs. NY Rangers	J.T. Miller	3-2 NYR	2:43
Jan. 22, 2018	at Calgary	Jack Eichel (3)	2-1 BUF	1:30
Feb. 6, 2018	vs. Anaheim	Adam Henrique	4-3 ANA	1:36
Feb. 15, 2018	at Ottawa	Mike Hoffman	3-2 OTT	1:13
Feb. 22, 2018	at Detroit	Marco Scandella	3-2 BUF	4:59
Feb. 28, 2018	at Tampa Bay	Jason Pominville (5)	2-1 BUF	1:26
Oct. 27, 2018	at Columbus	Artemi Panarin	5-4 CBJ	0:31
Oct. 30, 2018	vs. Calgary	Johnny Gaudreau	2-1 CGY	2:40
Nov. 8, 2018	at Montreal	Rasmus Ristolainen (4)	6-5 BUF	1:38
Nov. 19, 2018	at Pittsburgh	Jack Eichel (4)	5-4 BUF	0:45
Nov. 23, 2018	vs. Montreal	Jeff Skinner	3-2 BUF	3:06
Nov. 27, 2018	vs. San Jose	Jeff Skinner (2)	3-2 BUF	1:41
Nov. 30, 2018	at Florida	Aleksander Barkov	3-2 FLA	2:26
Dec. 4, 2018	vs. Toronto	Auston Matthews	4-3 TOR	4:57
Dec. 11, 2018	vs. Los Angeles	Jeff Skinner (3)	4-3 BUF	1:49
Dec. 29, 2018	vs. Boston	Sean Kuraly	3-2 BOS	3:44
Jan. 16, 2019	at Calgary	Jack Eichel (5)	4-3 BUF	1:10
Feb. 7, 2019	vs. Carolina	Teuvo Teravainen	6-5 CAR	3:25
Mar. 1, 2019	vs. Pittsburgh	Conor Sheary	4-3 BUF	4:11
Mar. 28, 2019	vs. Detroit	Tyler Bertuzzi	5-4 DET	2:18
Oct. 7, 2019	at Columbus	Alexandre Texier	4-3 CBJ	2:08
Oct. 9, 2019	vs. Montreal	Marcus Johansson	5-4 BUF	1:30
Oct. 22, 2019	vs. San Jose	Jack Eichel (6)	4-3 BUF	3:13
Nov. 14, 2019	vs. Carolina	Dougie Hamilton	5-4 CAR	2:28
Nov. 27, 2019	vs. Calgary	Elias Lindholm	3-2 CGY	1:17
Nov. 30, 2019	at Toronto	John Tavares	2-1 TOR	1:45
Dec. 7, 2019	at Vancouver	J.T. Miller (2)	6-5 VAN	3:21
Dec. 8, 2019	at Edmonton	Colin Miller	3-2 BUF	1:13
Dec. 14, 2019	at NY Islanders	Anthony Beauvillier	3-2 NYI	3:04
Jan. 2, 2020	vs. Edmonton	Jack Eichel (7)	3-2 BUF	1:09
Feb. 1, 2020	vs. Columbus	Jack Eichel (8)	2-1 BUF	0:36
Feb. 13, 2020	vs. Columbus	Victor Olofsson	4-3 BUF	2:44

All-Time Record in Overtime Decisions: 126-134

SABRES OVERTIME GOAL LEADERS

Jack Eichel (8), Derek Roy (6), Thomas Vanek (6), Daniel Briere (5), Jason Pominville (5), Maxim Afinogenov (4), Dave Andreychuk (4), Stu Barnes (4), Rasmus Ristolainen (4), Donald Audette (3), Phil Housley (3), Tyler Myers (3), Jeff Skinner (3), Dixon Ward (3)

OPPONENT OVERTIME GOAL LEADERS

Steve Thomas (4), Brian Bellows (2), Jason Blake (2), Mike Knuble (2), Ilya Kovalchuk (2), Alex Kovalev (2), Brad Marchand (2), J.T. Miller (2), Ron Sutter (2), Keith Tkachuk (2)

Note: Figure in parentheses for scorer indicates cumulative total for/against the Sabres.





SABRES ALL-TIME HAT TRICKS RECORD BOOK

2020 - 2021

1970-1977							
SEASON	NO.	PLAYER	OPPONENT	SCORE	DATE	PLACE	GOALIE(S)
1970-71 (6)	1.	Gilbert Perreault	California	4-2 W	1-29-71	California	Gary Smith
	2.	Eddie Shack	Los Angeles	5-2 W	2-4-71	Buffalo	Denis DeJordy
	3.	Gerry Meehan	Detroit	5-6 L	2-20-71	Detroit	Jim Rutherford
	4.	Steve Atkinson	Minnesota	5-2 W	2-28-71	Buffalo	Lorne Worsley (2) Gilles Gilbert (1)
	5.	Eddie Shack (2)	Boston	7-5 W	3-21-71	Boston	Ed Johnston
	6.	Eddie Shack (3)	Pittsburgh	6-4 W	3-31-71	Pittsburgh	Cam Newton
1971-72 (3)	7.	Rick Martin	Vancouver	4-4 T	10-30-71	Vancouver	George Gardner
	# 8.	Craig Ramsay	Minnesota	3-1 W	12-5-71	Buffalo	Cesare Maniago
	9.	Rick Martin (2)	California	4-4 T	1-2-72	Buffalo	Gilles Meloche
1972-73 (4)	*10.	Rick Martin (3)	Atlanta	7-2 W	10-22-72	Buffalo	Phil Myre
	11.	Rene Robert	Minnesota	6-8 L	12-2-72	Minnesota	Gilles Gilbert
	12.	Gerry Meehan (2)	Minnesota	6-8 L	12-2-72	Minnesota	Gilles Gilbert
	13.	Gerry Meehan (3)	Chicago	8-2 W	12-28-72	Buffalo	Gary Smith
1973-74 (6)	14.	Rick Martin (4)	California	3-2 W	10-31-73	Buffalo	Marv Edwards
	15.	Rick Dudley	NY Rangers	8-4 W	12-6-73	Buffalo	Ed Giacomin (2) Gilles Villemure (1)
	16.	Jim Lorentz	Detroit	6-5 W	12-31-73	Detroit	Bill McKenzie
	17.	Rick Martin (5)	Pittsburgh	6-1 W	1-3-74	Buffalo	Jim Rutherford
	18.	Rick Martin (6)	Minnesota	5-2 W	3-17-74	Buffalo	Gump Worsley
	19.	Rick Martin (7)	St. Louis	5-2 W	4-7-74	Buffalo	Wayne Stephenson
1974-75 (8)	20.	Gilbert Perreault (2)	Boston	9-5 W	10-10-74	Buffalo	Gilles Gilbert
	21.	Rene Robert (2)	Montreal	8-6 W	11-13-74	Montreal	Ken Dryden
	*22.	Rick Martin (8)	Washington	5-3 W	12-3-74	Washington	John Adams
	23.	Gilbert Perreault (3)	Washington	9-2 W	12-5-74	Buffalo	John Adams
	# 24.	Don Luce	Washington	4-0 W	12-22-74	Washington	Ron Low
	25.	Craig Ramsay (2)	Washington	9-4 W	2-21-75	Washington	Ron Low
	26.	Rick Martin (9)	Toronto	11-3 W	3-16-75	Toronto	Gord McRae (2) Doug Favell (1)
	27.	Gilbert Perreault (4)	Toronto	11-3 W	3-16-75	Toronto	Gord McRae (2) Doug Favell (1)
1975-76 (14)	28.	Danny Gare	Toronto	8-3 W	10-12-75	Buffalo	Wayne Thomas
	29.	Rick Martin (10)	Washington	5-4 W	10-19-75	Buffalo	Ron Low
	# 30.	Rick Martin (11)	NY Rangers	9-1 W	10-22-75	Buffalo	John Davidson
	31.	Rick Martin (12)	Minnesota	5-2 W	12-18-75	Buffalo	Pete LoPresti (2) Cesare Maniago (1)
	*32.	Rick Martin (13)	Washington	14-2 W	12-21-75	Buffalo	Ron Low (3) Bernie Wolfe (1)
	33.	Fred Stanfield	Washington	14-2 W	12-21-75	Buffalo	Ron Low (2) Bernie Wolfe (1)
	34.	Rick Martin (14)	Montreal	4-2 W	1-5-76	Montreal	Ken Dryden
	35.	Gilbert Perreault (5)	Vancouver	8-5 W	1-8-76	Buffalo	Gary Smith
	36.	Danny Gare (2)	California	9-5 W	2-1-76	California	Gary Simmons
	37.	Rick Martin (15)	Chicago	6-3 W	3-4-76	Buffalo	Tony Esposito
	38.	Gilbert Perreault (6)	Minnesota	8-2 W	3-14-76	Minnesota	Paul Harrison
	39.	Jim Lorentz (2)	Minnesota	8-2 W	3-14-76	Minnesota	Paul Harrison
	40.	Rick Martin (16)	Toronto	4-2 W	3-27-76	Toronto	Wayne Thomas
	41.	Danny Gare (3)	Toronto	5-2 W	4-4-76	Buffalo	Gord McRae
1976-77 (7)	42.	Rick Martin (17)	Vancouver	4-4 T	11-24-76	Buffalo	Cesare Maniago
	43.	Rick Martin (18)	NY Rangers	7-2 W	12-16-76	Buffalo	Gilles Gratton
	# 44.	Andre Savard	Cleveland	7-4 W	1-9-77	Buffalo	Gilles Meloche
	45.	Rene Robert (3)	Minnesota	6-2 W	2-13-77	Buffalo	Pete LoPresti
	# 46.	Rene Robert (4)	Toronto	7-2 W	2-14-77	Buffalo	Wayne Thomas
	47.	Jim Lorentz (3)	Chicago	6-3 W	3-2-77	Buffalo	Tony Esposito
	48.	Rene Robert (5)	St. Louis	7-3 W	4-3-77	Buffalo	Ed Staniowski



SABRES ALL-TIME HAT TRICKS RECORD BOOK

2020 - 2021

SEASON	NO.	PLAYER	OPPONENT	SCORE	DATE	PLACE	GOALIE(S)
1977-78 (7)	49.	Danny Gare (4)	Colorado	7-5 W	10-20-77	Buffalo	Michel Plasse
	50.	Craig Ramsay (3)	Colorado	7-5 W	10-20-77	Buffalo	Michel Plasse (2) Doug Favell (1)
	51.	Gilbert Perreault (7)	St. Louis	7-4 W	11-6-77	Buffalo	Ed Staniowski (2) Empty Net (1)
	52.	Gilbert Perreault (8)	Washington	7-6 W	11-19-77	Washington	Bernie Wolfe
	53.	Gilbert Perreault (9)	Los Angeles	7-3 W	12-15-77	Los Angeles	Regie Vachon
54.	Gilbert Perreault (10)	Cleveland	3-6 L	1-12-78	Cleveland	Gary Edwards	
55.	Danny Gare (5)	Cleveland	13-3 W	2-25-78	Cleveland	Gilles Meloche (2) Gary Edwards (1)	
1978-79 (6)	56.	Rick Martin (19)	St. Louis	7-7 T	10-28-78	St. Louis	Doug Grant (1) Phil Myre (2)
	57.	Jerry Korab	Minnesota	9-2 W	11-19-78	Buffalo	Gary Edwards (1) Pete LoPresti (2)
	58.	Andre Savard (2)	Minnesota	9-2 W	11-19-78	Buffalo	Pete LoPresti
	59.	Rick Martin (20)	Boston	9-2 W	3-28-79	Boston	Jim Pettie
	60.	Danny Gare (6)	Boston	9-3 W	4-5-79	Boston	Gerry Cheevers (2) Jim Pettie (1)
	61.	Jacques Richard	Colorado	5-5 T	4-8-79	Buffalo	Bill Oleschuk
1979-80 (3)	62.	Danny Gare (7)	Winnipeg	6-2 W	12-31-79	Buffalo	Lindsay Middlebrook
	63.	Danny Gare (8)	Pittsburgh	9-0 W	2-7-80	Buffalo	Greg Millen
	*64.	Rick Martin (21)	St. Louis	9-4 W	3-9-80	Buffalo	Ed Staniowski
1980-81 (9)	65.	Danny Gare (9)	Winnipeg	7-4 W	10-22-80	Buffalo	Markus Mattsson
	66.	Rick Dudley (2)	Pittsburgh	10-1 W	12-7-80	Buffalo	Greg Millen (1) Rob Holland (2)
	67.	Gilbert Perreault (11)	Quebec	6-5W	1-21-81	Quebec	Michel Plasse
	68.	Andre Savard (3)	Detroit	7-3 W	2-6-81	Buffalo	Gilles Gilbert
	69.	Ric Seiling	Washington	6-3 W	2-12-81	Buffalo	Dave Parro (2) Empty Net (1)
	70.	Danny Gare (10)	Philadelphia	8-4 W	3-8-81	Buffalo	Pete Peeters
	71.	Jim Schoenfeld	Winnipeg	5-2 W	3-13-81	Winnipeg	Michel Dion
	72.	Gilbert Perreault (12)	Toronto	14-4 W	3-19-81	Buffalo	Michel Larocque
73.	Andre Savard (4)	Toronto	14-4 W	3-19-81	Buffalo	Michel Larocque (2) Jiri Crha (1)	
1981-82 (8)	74.	Tony McKegney	Toronto	6-2 W	10-23-81	Buffalo	Michel Larocque
	# 75.	John Van Boxmeer	NY Islanders	6-2 W	11-7-81	New York	Billy Smith
	76.	Lindy Ruff	NY Islanders	5-2 W	11-29-81	Buffalo	Billy Smith
	77.	Tony McKegney (2)	Colorado	7-1 W	12-9-81	Buffalo	Glenn Resch
	78.	Gilbert Perreault (13)	Detroit	4-2 W	12-12-81	Detroit	Bob Sauve
	79.	Yvon Lambert	Toronto	8-2 W	1-15-82	Buffalo	Michel Larocque
	80.	Mike Foligno	Colorado	6-2 W	2-21-82	Buffalo	Glenn Resch
	81.	Gilbert Perreault (14)	Edmonton	3-6 L	2-24-82	Buffalo	Grant Fuhr
	1982-83 (4)	82.	Gilbert Perreault (15)	Washington	9-2 W	10-16-82	Washington
83.		Phil Housley	Winnipeg	5-2 W	1-23-83	Buffalo	Brian Hayward
# 84.		Paul Cyr	Boston	3-2 W	3-3-83	Boston	Pete Peeters
85.		Hannu Virta	Montreal	6-4 W	3-19-83	Montreal	Rick Wamsley
1983-84 (6)	86.	Gilles Hamel	Winnipeg	5-2 W	10-23-83	Buffalo	Brian Hayward
	87.	Mike Foligno (2)	Calgary	11-2 W	11-13-83	Buffalo	Rejean Lemelin
	88.	Gilbert Perreault (16)	Calgary	11-2 W	11-13-83	Buffalo	Rejean Lemelin
	89.	Real Cloutier	Quebec	8-5 W	12-29-83	Buffalo	Brian Ford
	90.	Real Cloutier (2)	Winnipeg	9-4 W	1-4-84	Buffalo	Brian Hayward
91.	John Tucker	Toronto	4-2 W	4-1-84	Buffalo	Bruce Dowie	
1984-85 (3)	92.	Mike Foligno (3)	Quebec	5-4 W	10-19-84	Buffalo	Daniel Bouchard
	93.	Sean McKenna	Boston	3-3 T	12-5-84	Buffalo	Pete Peeters
	# 94.	Gilbert Perreault (17)	Calgary	6-1 W	2-9-85	Calgary	Rejean Lemelin (2) Don Edwards (1)



ALL-TIME SABRES HAT TRICKS RECORD BOOK

2020 - 2021

1985-1996								
SEASON	NO.	PLAYER	OPPONENT	SCORE	DATE	PLACE	GOALIE(S)	
1985-86 (4)	# 95.	Gilbert Perreault (18)	Quebec	7-5 W	11-22-85	Buffalo	Mario Gosselin (2) Empty Net (1)	
	*96.	Lindy Ruff (2)	Quebec	6-2 W	12-15-85	Buffalo	Clint Malarchuk	
	97.	Mike Foligno (4)	NY Islanders	4-3 W	12-29-85	Buffalo	Billy Smith	
	**98.	Dave Andreychuk	Boston	8-6 W	2-6-86	Boston	Pat Riggin (1) Doug Keans (4)	
1986-87 (1)	99.	Wilf Paiement	St. Louis	4-3 W	2-26-87	Buffalo	Rick Wamsley	
1987-88 (6)	100.	Dave Andreychuk (2)	Quebec	6-3 W	12-3-87	Buffalo	Mario Brunetta	
	101.	Dave Andreychuk (3)	Montreal	6-5 W	1-6-88	Montreal	Brian Hayward	
	102.	Phil Housley (2)	New Jersey	7-3 W	1-22-88	Buffalo	Alain Chevrier	
	103.	Dave Andreychuk (4)	NY Islanders	4-6 L	2-6-88	New York	Billy Smith	
	104.	Ray Sheppard	Quebec	5-6 L	2-21-88	Buffalo	Mario Gosselin	
	105.	Ray Sheppard (2)	Vancouver	7-5 W	3-13-88	Vancouver	Steve Weeks	
1988-89 (3)	106.	Dave Andreychuk (5)	Pittsburgh	8-5 W	10-12-88	Buffalo	Wendell Young	
	107.	Adam Creighton	NY Rangers	6-4 W	11-2-88	Buffalo	Bob Froese	
	108.	Mike Foligno (5)	Hartford	5-3 W	1-31-89	Hartford	Peter Sidorkiewicz	
1989-90 (2)	109.	Pierre Turgeon	New Jersey	6-4 W	12-1-89	Buffalo	Chris Terreri (2) Sean Burke (1)	
	110.	Dave Andreychuk (6)	Detroit	6-5 W	3-27-90	Detroit	Tim Cheveldae	
1990-91 (3)	111.	Pierre Turgeon (2)	Hartford	5-0 W	10-28-90	Buffalo	Peter Sidorkiewicz	
	112.	Dale Hawerchuk	Winnipeg	6-2 W	3-13-91	Winnipeg	Bob Essensa (2) Empty Net (1)	
	113.	Alexander Mogilny	Washington	5-2 W	3-31-91	Buffalo	Don Beaupre	
1991-92 (9)	114.	Pat LaFontaine	San Jose	7-1 W	11-12-91	San Jose	Arturs Irbe (1) Jeff Hackett (2)	
	115.	Dave Andreychuk (7)	Boston	4-7 L	11-23-91	Boston	Matt Delguidice	
	116.	Tony Tanti	Edmonton	4-4 T	12-20-91	Buffalo	Bill Ranford	
	# 117.	Alexander Mogilny (2)	NY Islanders	5-2 W	1-3-92	Buffalo	Glenn Healy (2) Steve Weeks (1)	
	118.	Pat LaFontaine (2)	Edmonton	8-2 W	1-10-92	Buffalo	Bill Ranford	
	119.	Pat LaFontaine (3)	Montreal	4-3 W	1-25-92	Montreal	Patrick Roy	
	120.	Dale Hawerchuk (2)	San Jose	7-6 W	2-14-92	Buffalo	Jarmo Myllys	
	121.	Pat LaFontaine (4)	New Jersey	5-4 W	3-6-92	Buffalo	Craig Billington	
	*122.	Dave Andreychuk (8)	Los Angeles	8-2 W	3-19-92	Los Angeles	Kelly Hrudey (3) Steve Weeks (1)	
	1992-93 (10)	123.	Alexander Mogilny (3)	Quebec	4-5 L	10-8-92	Buffalo	Ron Hextall
*124.		Dave Andreychuk (9)	Hartford	8-2 W	11-13-92	Buffalo	Sean Burke (3) Frank Pietrangelo (1)	
125.		Alexander Mogilny (4)	Boston	5-2 W	12-9-92	Buffalo	Andy Moog	
# 126.		Alexander Mogilny (5)	Washington	4-1 W	12-23-92	Buffalo	Don Beaupre	
127.		Alexander Mogilny (6)	NY Rangers	11-6 W	12-31-92	Buffalo	John Vanbiesbrouck (2) Mike Richter (1)	
128.		Yuri Khmylev	NY Rangers	11-6 W	12-31-92	Buffalo	Mike Richter	
129.		Alexander Mogilny (7)	Ottawa	7-2 W	1-2-93	Ottawa	Daniel Berthiaume	
130.		Pat LaFontaine (5)	Calgary	5-3 W	1-10-93	Buffalo	Mike Vernon	
# *131.		Alexander Mogilny (8)	Winnipeg	6-2 W	2-10-93	Winnipeg	Bob Essensa	
*132.		Alexander Mogilny (9)	Detroit	10-7 W	2-24-93	Buffalo	Tim Cheveldae	
1993-94 (2)		133.	Alexander Mogilny (10)	Winnipeg	6-0 W	11-19-93	Buffalo	Bob Essensa (2) Stefan Beauregard (1)
		# 134.	Derek Plante	Tampa Bay	3-0 W	12-1-93	Tampa Bay	Daren Puppa
1994-95 (1)	135.	Donald Audette	Ottawa	7-0 W	3-30-95	Buffalo	Craig Billington	
1995-96 (3)	136.	Donald Audette (2)	San Jose	7-2 W	11-8-95	Buffalo	Wade Flaherty	
	137.	Jason Dawe	Montreal	7-6 W	1-6-96	Montreal	Jocelyn Thibault	
	138.	Pat LaFontaine (6)	Florida	6-1 W	2-25-96	Buffalo	John Vanbiesbrouck	



ALL-TIME SABRES HAT TRICKS RECORD BOOK

2020 - 2021

1996-2011							
SEASON	NO.	PLAYER	OPPONENT	SCORE	DATE	PLACE	GOALIE(S)
1996-97 (2)	139.	Michal Grosek	Vancouver	6-7 L	12-4-96	Buffalo	Mike Fountain
	140.	Miroslav Satan	NY Rangers	5-1 W	4-4-97	Buffalo	Glenn Healy
1997-98 (2)	# 141.	Jason Dawe (2)	Edmonton	4-4 T	11-10-97	Buffalo	Curtis Joseph
	# 142.	Miroslav Satan (2)	Washington	3-0 W	3-1-98	Washington	Olaf Kolzig (2) Empty Net (1)
1998-99 (2)	143.	Geoff Sanderson	Toronto	6-3 W	10-31-98	Toronto	Felix Potvin
	144.	Dixon Ward	NY Rangers	4-2 W	11-25-98	Buffalo	Dan Cloutier
1999-00 (2)	145.	Miroslav Satan (3)	Ottawa	7-4 W	1-8-00	Ottawa	Ron Tugnutt
	146.	Michael Peca	NY Rangers	3-6 L	2-25-00	Buffalo	Mike Richter
2000-01 (2)	# 147.	J-P Dumont	Boston	3-0 W	12-12-00	Boston	Peter Skudra (2) Empty Net (1)
	148.	Steve Heinze	Vancouver	4-2 W	3-16-01	Buffalo	Bob Essensa
2001-02 (1)	149.	J-P Dumont (2)	Florida	5-3 W	11-12-01	Florida	Roberto Luongo
2002-03 (3)	# 150.	Curtis Brown	Anaheim	4-0 W	12-4-02	Buffalo	Martin Gerber
	151.	Miroslav Satan (4)	NY Rangers	4-1 W	12-6-02	New York	Dan Blackburn
	152.	Taylor Pyatt	Montreal	4-1 W	3-28-03	Buffalo	Mathieu Garon
2003-04 (3)	153.	Maxim Afinogenov	Washington	7-1 W	12-31-03	Buffalo	Maxime Ouellet
	154.	Miroslav Satan (5)	Washington	7-1 W	12-31-03	Buffalo	Maxime Ouellet
	* 155.	Miroslav Satan (6)	Atlanta	7-2 W	2-16-04	Buffalo	Pasi Nurminen (1) Byron Dafeo (3)
2005-06 (5)	156.	Taylor Pyatt (2)	Washington	8-5 W	11-17-05	Buffalo	Brent Johnson
	157.	Jochen Hecht	Los Angeles	10-1 W	1-14-06	Buffalo	Mathieu Garon (1) Adam Hauser (2)
	158.	Jason Pominville	Los Angeles	10-1 W	1-14-06	Buffalo	Adam Hauser
	159.	Derek Roy	Toronto	6-2 W	3-3-06	Buffalo	Mikael Tellqvist
160.	Derek Roy (2)	Tampa Bay	8-5 W	3-9-06	Buffalo	John Graeme (1) Sean Burke (1) Empty Net (1)	
2006-07 (3)	161.	Chris Drury	NY Rangers	7-4 W	10-14-06	Buffalo	Kevin Weekes
	162.	Daniel Briere	Tampa Bay	4-1 W	12-5-06	Tampa Bay	Marc Denis
	163.	Daniel Briere (2)	Boston	7-1 W	1-30-07	Buffalo	Hannu Toivonen (2) Tim Thomas (1)
2007-08 (6)	164.	Derek Roy (3)	Atlanta	10-1 W	1-18-08	Buffalo	Johan Hedberg (2) Kari Lehtonen (1)
	165.	Drew Stafford	Atlanta	10-1 W	1-18-08	Buffalo	Johan Hedberg
	166.	Thomas Vanek	Ottawa	5-1 W	2-12-08	Ottawa	Ray Emery
	# 167.	Thomas Vanek (2)	Tampa Bay	4-3 W	2-20-08	Buffalo	Johan Holmqvist
	# 168.	Thomas Vanek (3)	Tampa Bay	7-4 W	3-19-08	Buffalo	Karri Ramo
# 169.	Thomas Vanek (4)	Boston	3-0 W	4-5-08	Boston	Tim Thomas (2) Empty Net (1)	
2008-09 (2)	170.	Drew Stafford (2)	Edmonton	10-2 W	1-27-09	Edmonton	Dwayne Roloson (1) J. Drouin-Deslauriers (2)
	# 171.	Thomas Vanek (5)	Toronto	5-0 W	2-4-09	Buffalo	Justin Pogge
2009-10 (3)	172.	Jason Pominville (2)	Tampa Bay	6-2 W	3-18-10	Tampa Bay	Antero Niitymaki
	173.	Derek Roy (4)	Tampa Bay	7-1 W	3-27-10	Buffalo	Antero Niitymaki (2) Mike Smith (1)
	*174.	Thomas Vanek (6)	Ottawa	5-2 W	4-10-10	Ottawa	Pascal Leclaire
2010-11 (5)	175.	Drew Stafford (3)	Boston	3-2 W	12-5-10	Buffalo	Tuukka Rask
	176.	Drew Stafford (4)	Boston	7-6 W	1-1-11	Buffalo	Tuukka Rask (1) Tim Thomas (1) Empty Net (1)
177.	Drew Stafford (5)	Tampa Bay	7-4 W	2-8-11	Tampa Bay	Dwayne Roloson	
178.	Drew Stafford (6)	NY Islanders	6-7 O	2-13-11	Buffalo	Mikko Koskinen (2) Al Montoya (1)	
179.	Thomas Vanek (7)	Tampa Bay	4-2 W	4-5-11	Buffalo	Dwayne Roloson	



ALL-TIME SABRES HAT TRICKS RECORD BOOK

2020 - 2021

2011-2020							
SEASON	NO.	PLAYER	OPPONENT	SCORE	DATE	PLACE	GOALIE(S)
2011-12 (0)		None					
2012-13 (1)	180.	Thomas Vanek (8)	Boston	7-4 W	1-31-13	Boston	Tuukka Rask
2013-14 (0)		None					
2014-15 (0)		None					
2015-16 (2)	181. 182.	Rasmus Ristolainen Sam Reinhart	Calgary Winnipeg	3-4 L 4-2 W	12-10-15 1-10-16	Calgary Winnipeg	Jonas Hiller Connor Hellebuyck
2016-17 (0)		None					
2017-18 (2)	183. 184.	Jack Eichel Sam Reinhart (2)	Carolina Nashville	4-5 L 7-4 W	12-15-17 3-31-18	Buffalo Nashville	Cam Ward Pekka Rinne (2) Juuse Saros (1)
2018-19 (2)	185. 186.	Jeff Skinner Sam Reinhart (3)	Los Angeles Washington	5-1 W 5-2 W	10-20-18 2-23-19	Los Angeles Buffalo	Jonathan Quick (2) Empty Net (1) Brayden Holtby (2) Empty Net (1)
2019-20 (1)	*187.	Jack Eichel (2)	Ottawa	4-2 W	11-16-19	Buffalo	Craig Anderson (3) Empty Net (1)

SABRES HAT TRICK LEADERS

Rick Martin (21), Gilbert Perreault (18), Danny Gare (10), Alexander Mogilny (10), Dave Andreychuk (9), Thomas Vanek (8), Pat LaFontaine (6), Miroslav Satan (6), Drew Stafford (6), Mike Foligno (5), Rene Robert (5), Derek Roy (4), Andre Savard (4), Jim Lorentz (3), Gerry Meehan (3), Craig Ramsay (3), Sam Reinhart (3), Eddie Shack (3), Donald Audette (2), Daniel Briere (2), Real Cloutier (2), Jason Dawe (2), Rick Dudley (2), J-P Dumont (2), Jack Eichel (2), Dale Hawerchuk (2), Phil Housley (2), Tony McKegney (2), Jason Pominville (2), Taylor Pyatt (2), Lindy Ruff (2), Ray Sheppard (2), Pierre Turgeon (2), Maxim Afinogenov, Steve Atkinson, Curtis Brown, Adam Creighton, Paul Cyr, Chris Drury, Michal Grosek, Gilles Hamel, Jochen Hecht, Steve Heinze, Yuri Khmylev, Jerry Korab, Yvon Lambert, Don Luce, Sean McKenna, Wilf Paiement, Michael Peca, Derek Plante, Jacques Richard, Rasmus Ristolainen, Geoff Sanderson, Jim Schoenfeld, Rick Seiling, Fred Stanfield, Tony Tanti, John Tucker, John Van Boxmeer, Hannu Virta, Dixon Ward

HAT TRICKS BY DEFENSEMEN

Phil Housley (2), Jerry Korab, Rasmus Ristolainen, Jim Schoenfeld, John Van Boxmeer, Hannu Virta

* - Indicates a four-goal game. ** - Indicates a five-goal game.

- Indicates three consecutive and uninterrupted goals (true or natural hat trick). Note: Alexander Mogilny's first three goals in a four-goal game at Winnipeg on 2-10-93 (6-2 W) were consecutive and uninterrupted.

Note: Figure in parentheses for scorer indicates cumulative total with the Sabres.



ALL-TIME HAT TRICKS AGAINST SABRES

RECORD BOOK

2020 - 2021

1970-1986							
SEASON	NO.	PLAYER	OPPONENT	SCORE	DATE	PLACE	GOALIE(S)
1970-71 (3)	1.	Dave Balon	NY Rangers	2-7 L	12-22-70	Buffalo	Roger Crozier
	*2.	Rosaire Paiement	Vancouver	3-6 L	2-9-71	Vancouver	Roger Crozier
	3.	Garry Unger	St. Louis	0-9 L	3-13-71	St. Louis	Joe Daley
1971-72 (4)	4.	Bill Goldsworthy	Minnesota	1-5 L	10-23-71	Minnesota	Dave Dryden
	# 5.	Nick Libett	Detroit	1-3 L	1-27-72	Buffalo	Roger Crozier (2) Empty Net (1)
	# 6.	Darryl Sittler	Toronto	1-4 L	2-19-72	Toronto	Roger Crozier
	7.	Jim Johnston	California	3-6 L	3-8-72	California	Dave Dryden (1) Roger Crozier (2)
1972-73 (6)	# *8.	Bob Schmautz	Vancouver	5-9 L	11-19-72	Vancouver	Dave Dryden
	9.	Pete Stelmowski	NY Rangers	2-4 L	1-11-73	Buffalo	Dave Dryden
	# *10.	Phil Esposito	Boston	0-6 L	1-14-73	Boston	Dave Dryden
	# 11.	Bill Flett	Philadelphia	3-4 L	1-21-73	Buffalo	Dave Dryden
	12.	Keith McCreary	Atlanta	5-8 L	1-28-73	Buffalo	Roger Crozier
	13.	Rey Comeau	Atlanta	5-8 L	1-28-73	Buffalo	Roger Crozier
1973-74 (2)	14.	Yvan Cournoyer	Montreal	1-7 L	12-22-73	Montreal	Roger Crozier
	15.	Billy Harris	NY Islanders	4-3 W	3-3-74	Buffalo	Dave Dryden
1974-75 (3)	16.	Bob Nevin	Los Angeles	1-4 L	10-13-74	Buffalo	Gary Bromley
	# 17.	Don Kozak	Los Angeles	2-7 L	10-24-74	Los Angeles	Gary Bromley
	18.	Guy Lapointe	Montreal	8-6 W	11-13-74	Montreal	Gary Bromley
1975-76 (3)	# 19.	Larry Romanchych	Atlanta	4-7 L	12-14-75	Buffalo	Gerry Desjardins
	20.	Butch Goring	Los Angeles	6-9 L	1-1-76	Buffalo	Gerry Desjardins
	21.	Rick Kehoe	Pittsburgh	7-6 W	3-10-76	Pittsburgh	Al Smith
1976-77 (2)	22.	Bernie Federko	St. Louis	5-6 L	2-5-77	St. Louis	Gerry Desjardins
	23.	Marcel Dionne	Los Angeles	1-5 L	2-27-77	Buffalo	Don Edwards (2) Bob Sauve (1)
1977-78 (0)	None						
1978-79 (3)	24.	Guy Lafleur	Montreal	1-8 L	12-2-78	Montreal	Bob Sauve
	25.	Wayne Cashman	Boston	3-7 L	12-31-78	Buffalo	Don Edwards
	26.	Lanny McDonald	Toronto	3-6 L	4-1-79	Buffalo	Don Edwards
1979-80 (2)	27.	Blaine Stoughton	Hartford	3-5 L	11-21-79	Hartford	Don Edwards
	# 28.	Bernie Federko (2)	St. Louis	2-3 L	2-9-80	St. Louis	Don Edwards
1980-81 (3)	*29.	Mark Napier	Montreal	5-6 L	12-3-80	Buffalo	Bob Sauve
	30.	Dan Labraaten	Calgary	4-4 T	2-14-81	Calgary	Don Edwards
	31.	Dwight Foster	Boston	4-6 L	3-1-81	Boston	Don Edwards
1981-82 (2)	# 32.	Stan Smyl	Vancouver	3-4 L	1-27-82	Vancouver	Don Edwards
	# 33.	Wayne Gretzky	Edmonton	3-6 L	2-24-82	Buffalo	Don Edwards
1982-83 (5)	34.	Peter Stastny	Quebec	4-6 L	10-6-82	Buffalo	Bob Sauve
	35.	Peter Stastny (2)	Quebec	4-6 L	10-9-82	Quebec	Bob Sauve
	36.	John Paul Kelly	Los Angeles	2-7 L	2-10-83	Los Angeles	Jacques Cloutier
	# 37.	Tim Young	Minnesota	1-5 L	3-8-83	Minnesota	Phil Myre
38.	Darcy Rota	Vancouver	3-8 L	3-12-83	Vancouver	Phil Myre	
1983-84 (2)	39.	Anton Stastny	Quebec	2-9 L	10-8-83	Quebec	Bob Sauve
	40.	Wayne Babych	St. Louis	2-8 L	12-6-83	St. Louis	Bob Sauve
1984-85 (0)	None						
1985-86 (3)	41.	Paul Lawless	Hartford	4-6 L	12-13-85	Buffalo	Tom Barrasso
	42.	Steve Kasper	Boston	6-6 T	12-31-85	Buffalo	Tom Barrasso
	43.	Steve Larmer	Chicago	7-6 W	3-12-86	Chicago	Tom Barrasso





ALL-TIME HAT TRICKS AGAINST SABRES

RECORD BOOK

2020 - 2021

1986-1996							
SEASON	NO.	PLAYER	OPPONENT	SCORE	DATE	PLACE	GOALIE(S)
1986-87 (6)	*44.	Wendel Clark	Toronto	5-5 T	10-11-86	Toronto	Daren Puppa
	45.	Mario Lemieux	Pittsburgh	3-7 L	10-17-86	Buffalo	Tom Barrasso
	46.	Michel Goulet	Quebec	1-6 L	11-21-86	Buffalo	Jacques Cloutier
	47.	Brent Ashton	Quebec	0-7 L	12-13-86	Quebec	Tom Barrasso (2)
	48.	Peter Zezel	Philadelphia	4-7 L	1-28-87	Buffalo	Jacques Cloutier (1)
	49.	Tony McKegney	NY Rangers	3-6 L	2-24-87	Buffalo	Tom Barrasso (2) Empty Net (1)
1987-88 (11)	50.	Mario Lemieux (2)	Pittsburgh	3-5 L	10-24-87	Pittsburgh	Jacques Cloutier
	51.	Ron Francis	Hartford	1-9 L	11-18-87	Hartford	Daren Puppa (2)
	52.	Bob Carpenter	Los Angeles	5-8 L	11-22-87	Buffalo	Jacques Cloutier (1) Daren Puppa (1)
	53.	Bernie Nicholls	Los Angeles	5-8 L	11-22-87	Buffalo	Jacques Cloutier (2) Daren Puppa (2)
	# *54.	Joe Nieuwendyk	Calgary	1-7 L	12-13-87	Buffalo	Empty Net (1) Daren Puppa
	55.	Cam Neely	Boston	1-5 L	1-16-88	Boston	Tom Barrasso
	56.	Peter Stastny (3)	Quebec	5-6 L	2-21-88	Buffalo	Tom Barrasso
	57.	Hakan Loob	Calgary	4-10 L	3-12-88	Calgary	Tom Barrasso (2) Jacques Cloutier (1)
	58.	Tony Tanti	Vancouver	7-5 W	3-13-88	Vancouver	Tom Barrasso
	59.	Geoff Courtnall	Edmonton	4-6 L	3-15-88	Edmonton	Jacques Cloutier
60.	Stephane Richer	Montreal	4-9 L	4-2-88	Montreal	Daren Puppa	
1988-89 (4)	61.	Joe Mullen	Calgary	0-9 L	11-5-88	Calgary	Tom Barrasso (1) Daren Puppa (2)
	62.	Trevor Linden	Vancouver	2-4 L	11-22-88	Vancouver	Daren Puppa (2) Empty Net (1)
	63.	Wayne Gretzky (2)	Los Angeles	3-5 L	2-4-89	Los Angeles	Darcy Wakaluk (2) Empty Net (1)
	64.	Mario Lemieux (3)	Pittsburgh	3-7 L	2-14-89	Pittsburgh	Jacques Cloutier
1989-90 (2)	65.	Pat LaFontaine	NY Islanders	2-4 L	12-31-89	Buffalo	Daren Puppa
	66.	Vincent Damphousse	Toronto	3-4 L	3-16-90	Buffalo	Daren Puppa
1990-91 (1)	# 67.	Bryan Fogarty	Quebec	2-4 L	12-1-90	Quebec	Clint Malarchuk
1991-92 (5)	68.	Owen Nolan	Quebec	5-4 W	10-12-91	Quebec	Daren Puppa
	69.	Murray Craven	Hartford	6-6 T	12-7-91	Hartford	Clint Malarchuk
	70.	Steve Yzerman	Detroit	4-4 T	1-29-92	Detroit	Daren Puppa
	71.	Kevin Miller	Detroit	4-9 L	2-12-92	Buffalo	Daren Puppa
	*72.	Joe Sakic	Quebec	3-7 L	4-14-92	Quebec	Clint Malarchuk
1992-93 (5)	73.	Joe Juneau	Boston	2-5 L	1-12-93	Boston	Daren Puppa
	74.	Sergei Nemchinov	NY Rangers	6-4 W	1-29-93	Buffalo	Tom Draper
	75.	Kelly Buchberger	Edmonton	4-5 L	1-31-93	Buffalo	Tom Draper
	*76.	Brian Bellows	Montreal	4-8 L	2-27-93	Montreal	Grant Fuhr
	77.	Kevin Dineen	Philadelphia	4-7 L	4-15-93	Buffalo	Grant Fuhr (1) Dominik Hasek (2)
1993-94 (1)	78.	Shawn Burr	Detroit	4-6 L	10-18-93	Buffalo	Grant Fuhr
1994-95 (0)	None						
1995-96 (4)	79.	Pierre Turgeon	Montreal	7-6 W	1-6-96	Montreal	John Blue (2) Martin Biron (1)
	# 80.	Gary Roberts	Calgary	1-3 L	1-12-96	Calgary	Dominik Hasek
	# 81.	Russ Courtnall	Vancouver	2-5 L	3-6-96	Vancouver	Dominik Hasek
	# *82.	Peter Bondra	Washington	1-5 L	4-3-96	Buffalo	Andrei Trefilov



ALL-TIME HAT TRICKS AGAINST SABRES

RECORD BOOK

2020 - 2021

1996-2015							
SEASON	NO.	PLAYER	OPPONENT	SCORE	DATE	PLACE	GOALIE(S)
1996-97 (4)	83.	Ray Sheppard	Florida	3-4 L	11-26-96	Florida	Andrei Trefilov (2) Dominik Hasek (1)
	84.	Bill Guerin	New Jersey	6-5 W	12-31-96	Buffalo	Dominik Hasek
	85.	Paul Kariya	Anaheim	2-5 L	1-10-97	Anaheim	Dominik Hasek
	*86.	Jaroslav Svejkovsky	Washington	3-8 L	4-13-97	Buffalo	Steve Shields
1997-98 (0)		None					
1998-99 (2)	87.	Teemu Selanne	Anaheim	2-7 L	1-1-99	Buffalo	Dominik Hasek
	88.	Vyacheslav Kozlov	Detroit	4-4 T	2-21-99	Buffalo	Dwayne Roloson
1999-00 (2)	89.	Pavel Bure	Florida	2-4 L	12-17-99	Buffalo	Martin Biron (2) Empty Net (1)
	90.	Petr Nedved	NY Rangers	3-6 L	2-25-00	Buffalo	Dominik Hasek (2) Empty Net (1)
2000-01 (2)	91.	Ray Ferraro	Atlanta	4-5 L	2-13-01	Atlanta	Martin Biron
	92.	Jeremy Roenick	Phoenix	3-7 L	2-23-01	Buffalo	Dominik Hasek (2) Martin Biron (1)
2001-02 (2)	93.	Brian Savage	Montreal	2-5 L	10-26-01	Buffalo	Martin Biron
	94.	Jason Arnott	New Jersey	1-4 L	2-10-02	New Jersey	Martin Biron
2002-03 (0)		None					
2003-04 (1)	95.	Vladimir Orszagh	Nashville	1-4 L	11-29-03	Nashville	Martin Biron
2005-06 (2)	*96.	Martin Havlat	Ottawa	4-10 L	11-2-05	Buffalo	Mika Noronen (3) Martin Biron (1)
	# *97.	Daniel Alfredsson	Ottawa	4-10 L	11-2-05	Buffalo	Martin Biron
2006-07 (1)	98.	Dany Heatley	Ottawa	3-6 L	1-3-07	Ottawa	Ryan Miller
2007-08 (1)	99.	Tomas Plekanec	Montreal	2-6 L	2-29-08	Buffalo	Ryan Miller
2008-09 (1)	100.	Mike Cammalleri	Calgary	2-5 L	1-28-09	Calgary	Ryan Miller
2009-10 (2)	101.	Jeff Tambellini	NY Islanders	0-5 L	10-31-09	New York	Ryan Miller (2) Patrick Lalime (1)
	102.	Sidney Crosby	Pittsburgh	4-5 L	2-1-10	Pittsburgh	Ryan Miller
2010-11 (5)	103.	Derek Stepan	NY Rangers	3-6 L	10-9-10	Buffalo	Ryan Miller
	104.	Daniel Alfredsson (2)	Ottawa	2-4 L	10-22-10	Buffalo	Ryan Miller (2) Empty Net (1)
	# 105.	John Tavares	NY Islanders	3-5 L	1-15-11	New York	Ryan Miller
	106.	Michael Grabner	NY Islanders	6-7 O	2-13-11	Buffalo	Ryan Miller
107.	Blake Geoffrion	Nashville	3-4 O	3-20-11	Buffalo	Ryan Miller	
2011-12 (2)	108.	Evgeni Malkin	Pittsburgh	3-8 L	12-17-11	Pittsburgh	Ryan Miller (1) Jhonas Enroth (2)
	109.	Ilya Kovalchuk	New Jersey	1-4 L	2-14-12	Buffalo	Ryan Miller
2012-13 (2)	110.	Eric Staal	Carolina	3-6 L	1-24-13	Carolina	Jhonas Enroth
	111.	Brad Richards	NY Rangers	4-8 L	4-19-13	Buffalo	Ryan Miller (1) Jhonas Enroth (2)
2013-14 (1)	112.	Ryan Getzlaf	Anaheim	2-6 L	11-8-13	Anaheim	Ryan Miller
2014-15 (5)	113.	Corey Perry	Anaheim	1-4 L	10-22-14	Anaheim	Michal Neuvirth
	# 114.	Jori Lehtera	St. Louis	1-6 L	11-11-14	St. Louis	Michal Neuvirth
	115.	Nino Niederreiter	Minnesota	3-6 L	11-13-14	Minnesota	Jhonas Enroth
	116.	Bobby Ryan	Ottawa	2-5 L	12-29-14	Ottawa	Jhonas Enroth
	117.	Henrik Zetterberg	Detroit	4-6 L	1-18-15	Detroit	Jhonas Enroth



ALL-TIME HAT TRICKS AGAINST SABRES RECORD BOOK

2020 - 2021

SEASON	NO.	PLAYER	OPPONENT	SCORE	DATE	PLACE	GOALIE(S)
2015-16 (1)	118.	Radim Vrbata	Vancouver	2-5 L	12-7-15	Vancouver	Linus Ullmark
2016-17 (2)	119.	Mike Hoffman	Ottawa	4-5 L	11-29-16	Ottawa	Robin Lehner (1) Anders Nilsson (2)
	120.	Max Pacioretty	Montreal	2-5 L	1-31-17	Montreal	Robin Lehner
2017-18 (1)	121.	Nino Niederreiter (2)	Minnesota	2-6 L	1-4-18	Minnesota	Robin Lehner
2018-19 (1)	122.	Logan Couture	San Jose	1-5 L	10-18-18	San Jose	Carter Hutton
2019-20 (0)		None					

OPPONENT HAT TRICK LEADERS

Mario Lemieux (3), Peter Stastny (3), Daniel Alfredsson (2), Bernie Federko (2), Wayne Gretzky (2), Nino Niederreiter (2)

* - Indicates a four-goal game.

- Indicates three consecutive and uninterrupted goals (true or natural hat trick). Note: Five Sabres opponents have scored natural hat tricks with their first three goals in a four-goal game: Bob Schmautz's (11-19-72), Phil Esposito (1-14-73), Joe Nieuwendyk (12-13-87), Peter Bondra (4-3-96) and Daniel Alfredsson (11-2-05).

Note: Figure in parentheses for scorer indicates cumulative total against the Sabres.



ALL-TIME SABRES SHUTOUTS RECORD BOOK

2020 - 2021

1970-1985								
SEASON	NO.	GOALTENDER	OPPONENT	SCORE	DATE	PLACE	SAVES	
1970-71 (3)	1.	Roger Crozier	Minnesota	1-0	12-6-70	Buffalo	24	
	2.	Joe Daley	California	3-0	2-12-71	Buffalo	26	
	3.	Dave Dryden	Minnesota	5-0	3-14-71	Minnesota	35	
1971-72 (2)	4.	Roger Crozier (2)	Los Angeles	2-0	12-2-71	Buffalo	31	
	5.	Roger Crozier (3)	Vancouver	1-0	1-20-72	Buffalo	29	
1972-73 (6)	6.	Roger Crozier (4)	Vancouver	6-0	10-19-72	Buffalo	31	
	7.	Roger Crozier (5)	California	0-0	11-9-72	Buffalo	23	
	8.	Roger Crozier (6)	Pittsburgh	1-0	11-12-72	Buffalo	18	
	9.	Dave Dryden (2)	Toronto	4-0	12-17-72	Buffalo	21	
	10.	Dave Dryden (3)	Philadelphia	2-0	1-7-73	Buffalo	35	
	11.	Dave Dryden (4)	California	4-0	2-8-73	Buffalo	24	
1973-74 (1)	12.	Dave Dryden (5)	St. Louis	1-0	1-13-74	Buffalo	18	
1974-75 (7)	13.	Gary Bromley	St. Louis	2-0	10-26-74	St. Louis	21	
	14.	Roger Crozier (7)	Atlanta	4-0	11-17-74	Buffalo	25	
	15.	Gary Bromley (2)	Minnesota	5-0	12-8-74	Buffalo	14	
	16.	Gary Bromley (3)	Washington	4-0	12-22-74	Washington	26	
	17.	Roger Crozier (8)	California	4-0	1-15-75	California	26	
	18.	Gary Bromley (4)	Kansas City	5-0	1-19-75	Buffalo	20	
	19.	Roger Crozier (9)	Los Angeles	5-0	2-27-75	Buffalo	21	
	1975-76 (3)	20.	Roger Crozier (10)	Detroit	4-0	10-9-75	Buffalo	18
		21.	Gerry Desjardins	Boston	4-0	11-5-75	Buffalo	16
22.		Gerry Desjardins (2)	Pittsburgh	6-0	1-11-76	Buffalo	28	
1976-77 (5)	23.	Gerry Desjardins (3)	Vancouver	4-0	10-20-76	Buffalo	29	
	24.	Gerry Desjardins (4)	St. Louis	5-0	11-10-76	Buffalo	38	
	25.	Gerry Desjardins (5)	Colorado	3-0	1-16-77	Buffalo	21	
	26.	Don Edwards	Chicago	3-0	2-16-77	Buffalo	23	
	27.	Don Edwards (2)	Philadelphia	2-0	2-24-77	Buffalo	25	
1977-78 (5)	28.	Don Edwards (3)	Montreal	4-0	10-30-77	Montreal	34	
	29.	Don Edwards (4)	Vancouver	3-0	12-11-77	Buffalo	19	
	30.	Don Edwards (5)	NY Rangers	2-0	2-9-78	Buffalo	25	
	31.	Don Edwards (6)	Los Angeles	5-0	2-16-78	Buffalo	29	
	32.	Don Edwards (7)	Philadelphia	4-0	2-23-78	Buffalo	20	
1978-79 (2)	33.	Don Edwards (8)	Toronto	1-0	10-19-78	Buffalo	19	
	34.	Don Edwards (9)	Washington	2-0	11-11-78	Washington	25	
1979-80 (6)	35.	Bob Sauve	Quebec	3-0	10-27-79	Quebec	19	
	36.	Bob Sauve (2)	Chicago	0-0	10-31-79	Chicago	20	
	37.	Bob Sauve (3)	Washington	2-0	12-2-79	Buffalo	20	
	38.	Don Edwards (10)	Detroit	4-0	12-10-79	Buffalo	14	
	39.	Bob Sauve (4)	Vancouver	3-0	2-3-80	Buffalo	22	
	40.	Don Edwards (11)	Pittsburgh	9-0	2-7-80	Buffalo	25	
1980-81 (5)	41.	Bob Sauve (5)	Edmonton	2-0	10-15-80	Buffalo	15	
	42.	Don Edwards (12)	NY Rangers	4-0	1-18-81	Buffalo	30	
	43.	Don Edwards (13)	Winnipeg	4-0	2-1-81	Buffalo	23	
	44.	Don Edwards (14)	Philadelphia	4-0	2-5-81	Philadelphia	31	
	45.	Bob Sauve (6)	Calgary	4-0	3-4-81	Buffalo	24	
1981-82 (0)	None							
1982-83 (1)	46.	Bob Sauve (7)	Quebec	0-0	2-5-83	Quebec	22	
1983-84 (2)	47.	Tom Barrasso	Los Angeles	4-0	1-18-84	Los Angeles	30	
	48.	Tom Barrasso (2)	New Jersey	6-0	3-24-84	New Jersey	24	
1984-85 (5)	49.	Tom Barrasso (3)	Toronto	6-0	12-26-84	Buffalo	22	
	50.	Tom Barrasso (4)	Winnipeg	4-0	12-28-84	Buffalo	14	
	51.	Tom Barrasso (5)	Boston	3-0	1-10-85	Boston	20	
	52.	Tom Barrasso (6)	Hartford	2-0	1-19-85	Hartford	14	
	53.	Tom Barrasso (7)	Washington	4-0	3-2-85	Washington	23	



ALL-TIME SABRES SHUTOUTS RECORD BOOK

2020 - 2021

1985-1998							
SEASON	NO.	GOALTENDER	OPPONENT	SCORE	DATE	PLACE	SAVES
1985-86 (4)	54.	Tom Barrasso (8)	Montreal	6-0	10-16-85	Montreal	25
	55.	Daren Puppa	Edmonton	2-0	11-1-85	Edmonton	37
	56.	Tom Barrasso (9)	Hartford	2-0	11-19-85	Hartford	23
	57.	Jacques Cloutier	Philadelphia	1-0	3-27-86	Philadelphia	30
1986-87 (2)	58.	Tom Barrasso (10)	Montreal	0-0	10-15-86	Buffalo	28
	59.	Tom Barrasso (11)	Hartford	6-0	4-5-87	Buffalo	14
1987-88 (2)	60.	Tom Barrasso (12)	St. Louis	3-0	2-16-88	St. Louis	25
	61.	Tom Barrasso (13)	Boston	3-0	3-6-88	Buffalo	32
1988-89 (2)	62.	Daren Puppa (2)	NY Islanders	3-0	11-12-88	New York	34
	63.	Clint Malarchuk	NY Rangers	2-0	3-8-89	New York	32
1989-90 (1)	64.	Daren Puppa (3)	Hartford	5-0	3-10-90	Hartford	31
1990-91 (3)	65.	Clint Malarchuk (2)	Hartford	5-0	10-28-90	Buffalo	29
	66.	Daren Puppa (4)	Chicago	5-0	12-28-90	Buffalo	33
	67.	Daren Puppa (5)	Winnipeg	2-0	2-10-91	Winnipeg	24
1991-92 (1)	68.	Tom Draper	Chicago	2-0	11-22-91	Buffalo	29
1992-93 (0)	None						
1993-94 (9)	69.	Grant Fuhr	Winnipeg	6-0	11-19-93	Buffalo	22
	70.	Dominik Hasek	Toronto	3-0	11-29-93	Toronto	24
	71.	Dominik Hasek (2)	Tampa Bay	3-0	12-1-93	Tampa Bay	33
	72.	Dominik Hasek (3)	Hartford	3-0	12-11-93	Hartford	25
	73.	Dominik Hasek (4)	Los Angeles	2-0	12-17-93	Buffalo	27
	74.	Dominik Hasek (5)	Montreal	5-0	12-23-93	Buffalo	25
	75.	Dominik Hasek (6)	Anaheim	3-0	3-9-94	Anaheim	24
	76.	Grant Fuhr (2)	Boston	5-0	4-1-94	Buffalo	31
	77.	Dominik Hasek (7)	Montreal	1-0	4-8-94	Buffalo	31
1994-95 (5)	78.	Dominik Hasek (8)	Washington	1-0	2-2-95	Washington	33
	79.	Dominik Hasek (9)	Florida	3-0	3-24-95	Buffalo	28
	80.	Dominik Hasek (10)	Ottawa	7-0	3-30-95	Buffalo	35
	81.	Dominik Hasek (11)	Florida	5-0	4-26-95	Buffalo	31
	82.	Dominik Hasek (12)	Montreal	2-0	5-1-95	Buffalo	32
1995-96 (2)	83.	Dominik Hasek (13)	Ottawa	6-0	11-19-95	Buffalo	31
	84.	Dominik Hasek (14)	St. Louis	2-0	11-27-95	St. Louis	30
1996-97 (5)	85.	Dominik Hasek (15)	Colorado	0-0	11-2-96	Colorado	32
	86.	Dominik Hasek (16)	Tampa Bay	3-0	11-27-96	Tampa Bay	32
	87.	Dominik Hasek (17)	Ottawa	3-0	11-29-96	Buffalo	31
	88.	Dominik Hasek (18)	Boston	4-0	12-14-96	Boston	29
	89.	Dominik Hasek (19)	New Jersey	0-0	12-23-96	New Jersey	37
1997-98 (13)	90.	Dominik Hasek (20)	Boston	5-0	11-20-97	Boston	29
	91.	Dominik Hasek (21)	Anaheim	4-0	12-3-97	Buffalo	29
	92.	Dominik Hasek (22)	Tampa Bay	4-0	12-5-97	Buffalo	38
	93.	Dominik Hasek (23)	Montreal	1-0	12-19-97	Buffalo	42
	94.	Dominik Hasek (24)	NY Rangers	2-0	12-21-97	New York	33
	95.	Dominik Hasek (25)	NY Rangers	3-0	12-26-97	Buffalo	28
	96.	Dominik Hasek (26)	Ottawa	3-0	12-31-97	Buffalo	36
	97.	Dominik Hasek (27)	Washington	3-0	3-1-98	Washington	36
	98.	Dominik Hasek (28)	NY Rangers	1-0	3-2-98	New York	33
	99.	Dominik Hasek (29)	Pittsburgh	3-0	3-15-98	Buffalo	22
	100.	Dominik Hasek (30)	Calgary	2-0	3-24-98	Calgary	29
	101.	Dominik Hasek (31)	Edmonton	1-0	3-27-98	Edmonton	20
	102.	Dominik Hasek (32)	Los Angeles	4-0	4-1-98	Buffalo	37
1998-99 (10)	103.	Dominik Hasek (33)	Colorado	3-0	10-10-98	Colorado	32
	104.	Dominik Hasek (34)	NY Rangers	0-0	10-27-98	New York	16
	105.	Dominik Hasek (35)	Washington	2-0	11-12-98	Washington	23
	106.	Dominik Hasek (36)	Philadelphia	3-0	12-4-98	Buffalo	31



ALL-TIME SABRES SHUTOUTS RECORD BOOK

2020 - 2021

1998-2009								
SEASON	NO.	GOALTENDER	OPPONENT	SCORE	DATE	PLACE	SAVES	
1998-99 (10)	107.	Dominik Hasek (37)	NY Rangers	2-0	12-11-98	Buffalo	16	
	108.	Dominik Hasek (38)	Tampa Bay	2-0	12-23-98	Buffalo	38	
	109.	Dominik Hasek (39)	New Jersey	2-0	12-26-98	New Jersey	34	
	110.	Dominik Hasek (40)	Florida	4-0	1-18-99	Florida	33	
	111.	Dwayne Roloson	Vancouver	2-0	2-28-99	Vancouver	15	
	112.	Dominik Hasek (41)	Washington	3-0	4-18-99	Buffalo	25	
1999-00 (8)	113.	Martin Biron	Atlanta	4-0	11-19-99	Atlanta	18	
	114.	Martin Biron (2)	Ottawa	0-0	12-8-99	Buffalo	30	
	115.	Martin Biron (3)	Boston	0-0	1-13-00	Boston	39	
	116.	Martin Biron (4)	Anaheim	5-0	1-17-00	Anaheim	17	
	117.	Martin Biron (5)	Ottawa	1-0	1-28-00	Buffalo	21	
	118.	Dominik Hasek (42)	Colorado	2-0	2-8-00	Colorado	24	
	119.	Dominik Hasek (43)	Montreal	2-0	4-1-00	Montreal	27	
	120.	Dominik Hasek (44)	New Jersey	5-0	4-6-00	New Jersey	32	
	2000-01 (13)	121.	Dominik Hasek (45)	NY Islanders	3-0	11-9-00	Buffalo	22
122.		Dominik Hasek (46)	New Jersey	4-0	11-11-00	New Jersey	23	
123.		Dominik Hasek (47)	Boston	3-0	12-12-00	Boston	22	
124.		Dominik Hasek (48)	Ottawa	2-0	12-29-00	Buffalo	34	
125.		Martin Biron (6)	NY Islanders	2-0	12-30-00	New York	15	
126.		Martin Biron (7)	Nashville	2-0	1-6-01	Nashville	29	
127.		Dominik Hasek (49)	Anaheim	4-0	1-12-01	Anaheim	21	
128.		Dominik Hasek (50)	Florida	1-0	1-19-01	Buffalo	21	
129.		Dominik Hasek (51)	Ottawa	2-0	2-19-01	Buffalo	30	
130.		Dominik Hasek (52)	New Jersey	1-0	2-22-01	New Jersey	24	
131.		Dominik Hasek (53)	Toronto	3-0	3-20-01	Buffalo	16	
132.		Dominik Hasek (54)	Atlanta	4-0	3-26-01	Atlanta	19	
133.		Dominik Hasek (55)	Atlanta	1-0	3-30-01	Buffalo	30	
2001-02 (4)	134.	Martin Biron (8)	Atlanta	8-0	11-8-01	Buffalo	16	
	135.	Martin Biron (9)	NY Islanders	5-0	3-7-02	New York	26	
	136.	Martin Biron (10)	Montreal	3-0	3-8-02	Buffalo	26	
	137.	Martin Biron (11)	Montreal	3-0	4-13-02	Montreal	22	
2002-03 (6)	138.	Martin Biron (12)	Anaheim	4-0	12-4-02	Buffalo	22	
	139.	Ryan Miller	Minnesota	1-0	1-14-03	Minnesota	22	
	140.	Martin Biron (13)	Phoenix	1-0	1-18-03	Phoenix	30	
	141.	Martin Biron (14)	Pittsburgh	0-0	1-21-03	Buffalo	23	
	142.	Martin Biron (15)	Toronto	4-0	1-24-03	Buffalo	27	
	143.	Mika Noronen	Florida	4-0	3-8-03	Florida	29	
2003-04 (4)	144.	Mika Noronen (2)	Calgary	2-0	10-18-03	Calgary	20	
	145.	Mika Noronen (3)	Carolina	5-0	11-21-03	Buffalo	35	
	146.	Martin Biron (16)	Washington	6-0	3-10-04	Washington	27	
	147.	Martin Biron (17)	Columbus	6-0	3-29-04	Buffalo	23	
2005-06 (2)	148.	Ryan Miller (2)	Toronto	6-0	4-16-06	Buffalo	31	
	149.	Martin Biron (18)	Carolina	4-0	4-18-06	Carolina	33	
2006-07 (2)	150.	Ryan Miller (3)	NY Islanders	3-0	10-26-06	New York	29	
	151.	Ryan Miller (4)	Washington	2-0	4-7-07	Washington	26	
2007-08 (5)	152.	Ryan Miller (5)	Atlanta	6-0	10-11-07	Buffalo	20	
	153.	Jocelyn Thibault	Montreal	3-0	11-24-07	Montreal	24	
	154.	Ryan Miller (6)	Florida	1-0	1-30-08	Florida	32	
	155.	Ryan Miller (7)	Toronto	1-0	2-13-08	Buffalo	35	
	156.	Jocelyn Thibault (2)	Boston	3-0	4-5-08	Boston	17	
2008-09 (5)	157.	Ryan Miller (8)	Washington	5-0	11-1-08	Buffalo	29	
	158.	Ryan Miller (9)	New Jersey	2-0	11-3-08	New Jersey	24	
	159.	Ryan Miller (10)	Los Angeles	5-0	12-19-08	Buffalo	40	
	160.	Ryan Miller (11)	Phoenix	2-0	1-31-09	Phoenix	28	
	161.	Ryan Miller (12)	Toronto	5-0	2-4-09	Buffalo	16	
2009-10 (5)	162.	Ryan Miller (13)	Nashville	1-0	10-10-09	Nashville	25	
	163.	Ryan Miller (14)	NY Islanders	3-0	11-4-09	Buffalo	24	



ALL-TIME SABRES SHUTOUTS RECORD BOOK

2020 - 2021

2009-2020								
SEASON	NO.	GOALTENDER	OPPONENT	SCORE	DATE	PLACE	SAVES	
2009-10 (5)	164.	Ryan Miller (15)	Toronto	3-0	11-30-09	Toronto	38	
	165.	Ryan Miller (16)	Washington	3-0	12-9-09	Buffalo	35	
	166.	Ryan Miller (17)	Montreal	1-0	1-3-10	Montreal	30	
2010-11 (6)	167.	Ryan Miller (18)	Columbus	5-0	12-3-10	Buffalo	19	
	168.	Ryan Miller (19)	Ottawa	1-0*	12-4-10	Ottawa	32	
	169.	Ryan Miller (20)	San Jose	3-0	1-6-11	San Jose	36	
	170.	Ryan Miller (21)	Montreal	2-0	3-22-11	Montreal	31	
	171.	Ryan Miller (22)	New Jersey	2-0	3-26-11	Buffalo	30	
	172.	Jhonas Enroth	NY Rangers	1-0	3-30-11	Buffalo	23	
2011-12 (7)	173.	Ryan Miller (23)	Florida	3-0	10-20-11	Florida	22	
	174.	Jhonas Enroth (2)	Carolina	1-0	11-18-11	Carolina	34	
	175.	Ryan Miller (24)	NY Rangers	0-1**	2-1-12	Buffalo	29	
	176.	Ryan Miller (25)	Boston	6-0	2-8-12	Buffalo	36	
	177.	Ryan Miller (26)	Anaheim	2-0	2-29-12	Anaheim	43	
	178.	Ryan Miller (27)	San Jose	1-0	3-1-12	San Jose	39	
	179.	Ryan Miller (28)	Montreal	3-0	3-21-12	Buffalo	34	
2012-13 (1)	180.	Jhonas Enroth (3)	Philadelphia	1-0	4-13-13	Buffalo	29	
2013-14 (0)	None							
2014-15 (1)	181.	Jhonas Enroth (4)	Los Angeles	1-0	12-9-14	Buffalo	34	
2015-16 (2)	182.	Chad Johnson	Anaheim	3-0	12-17-15	Buffalo	44	
	183.	Robin Lehner	Columbus	4-0	2-19-16	Columbus	38	
2016-17 (3)	184.	Anders Nilsson	Florida	3-0	10-29-16	Buffalo	33	
	185.	Robin Lehner (2)	Ottawa	4-0	2-4-17	Buffalo	37	
	186.	Robin Lehner (3)	Colorado	2-0	2-16-17	Buffalo	23	
2017-18 (3)	187.	Robin Lehner (4)	Detroit	1-0	10-24-17	Buffalo	32	
	188.	Robin Lehner (5)	Edmonton	5-0	1-23-18	Edmonton	33	
	189.	Robin Lehner (6)	Vancouver	4-0	1-25-18	Vancouver	30	
2018-19 (2)	190.	Linus Ullmark	Arizona	3-0	10-13-18	Arizona	36	
	191.	Linus Ullmark (2)	Anaheim	3-0	12-22-18	Buffalo	40	
2019-20 (3)	192.	Carter Hutton	Dallas	4-0	10-14-19	Buffalo	25	
	193.	Carter Hutton (2)	Los Angeles	3-0	10-17-19	Los Angeles	47	
	194.	Linus Ullmark (3)	Detroit	2-0	10-25-19	Detroit	41	

SABRES SHUTOUT LEADERS

Dominik Hasek (55), Ryan Miller (28), Martin Biron (18), Don Edwards (14), Tom Barrasso (13), Roger Crozier (10), Bob Sauve (7), Robin Lehner (6), Gerry Desjardins (5), Dave Dryden (5), Daren Puppa (5), Gary Bromley (4), Jhonas Enroth (4), Mika Noronen (3), Linus Ullmark (3), Grant Fuhr (2), Carter Hutton (2), Clint Malarchuk (2), Jocelyn Thibault (2), Jacques Cloutier, Joe Daley, Tom Draper, Chad Johnson, Anders Nilsson, Dwayne Roloson

Note: Figure in parentheses for goaltender indicates cumulative total with the Sabres.

* Buffalo won 1-0 in a shootout. Ottawa's Brian Elliott was also credited with a shutout.

** New York won 1-0 in a shootout. New York's Henrik Lundqvist was credited with the shutout win.



ALL-TIME SHUTOUTS AGAINST SABRES

RECORD BOOK

2020 - 2021

SEASON	NO.	GOALTENDER	OPPONENT	SCORE	DATE	PLACE	SAVES
1970-1987 1970-71 (9)	1.	Ed Giacomin	NY Rangers	3-0	10-14-70	New York	15
	2.	Phil Myre	Montreal	3-0	10-15-70	Buffalo	14
	3.	Tony Esposito	Chicago	4-0	10-25-70	Buffalo	27
	4.	Cesar Maniago	Minnesota	3-0	11-21-70	Minnesota	22
	5.	Bruce Gamble	Toronto	4-0	12-13-70	Buffalo	17
	6.	Ed Giacomin (2)	NY Rangers	4-0	12-16-70	New York	20
	7.	Jacques Plante	Toronto	2-0	12-19-70	Toronto	24
	8.	Jacques Plante (2)	Toronto	2-0	2-27-71	Toronto	28
	9.	Glenn Hall	St. Louis	9-0	3-13-71	St. Louis	27
1971-72 (3)	10.	Doug Favell	Philadelphia	5-0	12-16-71	Philadelphia	35
	11.	Jim Rutherford	Pittsburgh	2-0	2-17-72	Buffalo	23
	12.	Ken Dryden	Montreal	4-0	2-20-72	Buffalo	32
1972-73 (4)	13.	Marv Edwards	California	0-0	11-9-72	Buffalo	28
	14.	Rogie Vachon	Los Angeles	2-0	12-23-72	Los Angeles	20
	15.	Ed Johnston	Boston	6-0	1-14-73	Boston	20
	16.	Jacques Caron	St. Louis	2-0	3-13-73	St. Louis	23
1973-74 (3)	17.	Gilles Meloche	California	2-0	11-18-73	Buffalo	27
	18.	Dan Bouchard	Atlanta	3-0	1-9-74	Atlanta	32
	19.	Gilles Gilbert	Boston	4-0	3-12-74	Boston	27
1974-75 (1)	20.	Bernie Parent	Philadelphia	6-0	2-1-75	Philadelphia	26
1975-76 (2)	21.	Gary Smith	Vancouver	4-0	11-25-75	Vancouver	35
	22.	Glenn Resch	NY Islanders	3-0	12-7-75	Buffalo	22
1976-77 (3)	23.	Ed Giacomin (3)	Detroit	4-0	10-9-76	Detroit	20
	24.	Glenn Resch (2)	NY Islanders	3-0	12-4-76	New York	33
	25.	Gary Edwards (2)	Cleveland	3-0	1-23-77	Buffalo	27
1977-78 (3)	26.	Mike Veisor	Chicago	2-0	10-16-77	Buffalo	34
	27.	Ron Grahame	Boston	2-0	11-23-77	Buffalo	21
	28.	Ron Low	Detroit	7-0	3-28-78	Detroit	25
1978-79 (3)	29.	Mike Palmateer	Toronto	2-0	10-18-78	Toronto	21
	30.	Mario Lessard	Los Angeles	6-0	10-26-78	Los Angeles	18
	31.	Glenn Resch (3)	NY Islanders	2-0	3-31-79	New York	32
1979-80 (2)	32.	Jim Rutherford (2)	Detroit	4-0	10-25-79	Detroit	26
	33.	Tony Esposito (2)	Chicago	0-0	10-31-79	Chicago	21
1980-81 (0)	None						
1981-82 (1)	34.	Rick Wamsley	Montreal	9-0	10-10-81	Montreal	22
1982-83 (4)	35.	Murray Bannerman	Chicago	4-0	10-20-82	Chicago	37
	36.	Pete Peeters	Boston	4-0	1-20-83	Boston	20
	37.	Dan Bouchard (2)	Quebec	0-0	2-5-83	Quebec	22
	38.	Brian Hayward	Winnipeg	6-0	3-9-83	Winnipeg	24
1983-84 (2)	39.	Billy Smith	NY Islanders	4-0	11-5-83	New York	25
	40.	Andy Moog	Edmonton	7-0	11-18-83	Edmonton	29
1984-85 (0)	None						
1985-86 (2)	41.	Pat Riffin	Boston	4-0	1-4-86	Boston	24
	42.	Bob Froese	Philadelphia	4-0	2-12-86	Buffalo	28
1986-87 (4)	43.	Patrick Roy	Montreal	0-0	10-15-86	Buffalo	23
	44.	Mike Liut	Hartford	3-0	11-26-86	Hartford	27
	45.	Clint Malarchuk	Quebec	7-0	12-13-86	Quebec	28
	46.	Don Beaupre	Minnesota	5-0	1-20-87	Minnesota	27



ALL-TIME SHUTOUTS AGAINST SABRES

RECORD BOOK

2020 - 2021

1987-2000							
SEASON	NO.	GOALTENDER	OPPONENT	SCORE	DATE	PLACE	SAVES
1987-88 (4)	47.	Grant Fuhr	Edmonton	5-0	11-7-87	Edmonton	26
	48.	Rejean Lemelin	Boston	9-0	12-22-87	Boston	33
	49.	Rejean Lemelin (2)	Boston	2-0	12-31-87	Buffalo	17
	50.	Greg Stefan	Detroit	4-0	3-1-88	Detroit	19
1988-89 (3)	51.	Rick Wamsley (2)	Calgary	9-0	11-5-88	Calgary	21
	52.	Peter Sidorkiewicz	Hartford	9-0	12-6-88	Hartford	31
	53.	Jon Casey	Minnesota	3-0	3-18-89	Minnesota	27
1989-90 (4)	54.	Grant Fuhr (2)	Edmonton	3-0	11-17-89	Edmonton	30
	55.	Mark Fitzpatrick	NY Islanders	3-0	12-5-89	New York	32
	56.	Patrick Roy (2)	Montreal	1-0	2-3-90	Montreal	30
	57.	Glenn Healy	NY Islanders	1-0	2-4-90	Buffalo	39
1990-91 (2)	58.	John Vanbiesbrouck	NY Rangers	5-0	11-26-90	New York	27
	59.	Jeff Reese	Toronto	3-0	2-17-91	Buffalo	28
1991-92 (3)	60.	Patrick Roy (3)	Montreal	5-0	11-2-91	Montreal	15
	61.	Craig Billington	New Jersey	3-0	12-28-91	New Jersey	26
	62.	Darcy Wakaluk	Minnesota	2-0	2-7-92	Buffalo	39
1992-93 (3)	63.	Patrick Roy (4)	Montreal	3-0	11-30-92	Montreal	23
	64.	Andy Moog (2)	Boston	2-0	3-24-93	Buffalo	21
	65.	Andy Moog (3)	Boston	3-0	4-4-93	Buffalo	31
1993-94 (4)	66.	Chris Terreri	New Jersey	4-0	11-17-93	New Jersey	30
	67.	Mike Richter	NY Rangers	2-0	12-13-93	New York	28
	68.	Tommy Soderstrom	Philadelphia	2-0	12-27-93	Buffalo	30
	69.	Daren Puppa	Tampa Bay	4-0	1-24-94	Tampa Bay	23
1994-95 (0)	None						
1995-96 (5)	70.	Darcy Wakaluk (2)	Dallas	3-0	10-24-95	Dallas	27
	71.	Tom Barrasso	Pittsburgh	1-0	1-17-96	Buffalo	31
	72.	Jim Carey	Washington	1-0	1-26-96	Washington	20
	73.	Kirk McLean	Vancouver	3-0	3-3-96	Buffalo	32
	74.	Eric Fichaud	NY Islanders	3-0	4-6-96	New York	20
1996-97 (10)	75.	Rick Tabaracci	Calgary	3-0	10-6-96	Calgary	19
	76.	Corey Schwab	Tampa Bay	4-0	10-15-96	Buffalo	22
	77.	Andy Moog (4)	Dallas	2-0	10-30-96	Dallas	24
	78.	Patrick Roy (5)	Colorado	0-0	11-2-96	Colorado	20
	79.	Ken Wregget	Pittsburgh	3-0	11-12-96	Pittsburgh	25
	80.	Mike Richter (2)	NY Rangers	3-0	12-13-96	Buffalo	30
	81.	Martin Brodeur	New Jersey	0-0	12-23-96	New Jersey	37
	82.	Patrick Lalime	Pittsburgh	2-0	12-28-96	Pittsburgh	21
	83.	Ron Tugnutt	Ottawa	2-0	4-2-97	Buffalo	15
	84.	Ron Tugnutt (2)	Ottawa	1-0	4-12-97	Ottawa	17
1997-98 (4)	85.	Ron Tugnutt (3)	Ottawa	3-0	12-6-97	Ottawa	25
	86.	Tommy Salo	NY Islanders	4-0	12-17-97	New York	28
	87.	Ron Hextall	Philadelphia	3-0	1-20-98	Philadelphia	29
	88.	Damian Rhodes	Ottawa	1-0	4-5-98	Buffalo	22
1998-99 (3)	89.	Olaf Kolzig	Washington	1-0	10-23-98	Buffalo	30
	90.	Mike Richter (3)	NY Rangers	0-0	10-27-98	New York	24
	91.	Nikolai Khabibulin	Phoenix	1-0	1-11-99	Phoenix	23
1999-00 (7)	92.	Chris Osgood	Detroit	2-0	10-2-99	Detroit	22
	93.	Ron Tugnutt (4)	Ottawa	4-0	10-23-99	Ottawa	19
	94.	John Grahame	Boston	3-0	10-30-99	Boston	26
	95.	Jamie McLennan	St. Louis	2-0	11-26-99	Buffalo	19
	96.	Ron Tugnutt (5)	Ottawa	0-0	12-8-99	Buffalo	30
	97.	Byron Dafoe	Boston	0-0	1-13-00	Boston	23
	98.	Byron Dafoe (2)	Boston	1-0	1-29-00	Boston	25



ALL-TIME SHUTOUTS AGAINST SABRES

RECORD BOOK

2020 - 2021

2000-2012							
SEASON	NO.	GOALTENDER	OPPONENT	SCORE	DATE	PLACE	SAVES
2000-01 (6)	99.	Felix Potvin	Vancouver	4-0	10-14-00	Vancouver	27
	100.	Roman Cechmanek	Philadelphia	3-0	11-4-00	Philadelphia	18
	101.	Curtis Joseph	Toronto	2-0	1-20-01	Toronto	28
	102.	Roman Cechmanek (2)	Philadelphia	2-0	3-1-01	Philadelphia	26
	103.	Tommy Salo (2)	Edmonton	4-0	3-9-01	Buffalo	28
104.	Arturs Irbe	Carolina	1-0	3-21-01	Carolina	26	
2001-02 (6)	105.	Patrick Lalime	Ottawa	3-0	11-3-01	Ottawa	28
	106.	Trevor Kidd	Florida	2-0	11-16-01	Buffalo	31
	107.	Johan Hedberg	Pittsburgh	2-0	1-10-02	Buffalo	36
	108.	Jussi Markkanen	Edmonton	3-0	3-4-02	Buffalo	25
	109.	Chris Osgood (2)	NY Islanders	3-0	3-12-02	Buffalo	28
	110.	Corey Schwab (2)	Toronto	2-0	3-23-02	Toronto	20
2002-03 (9)	111.	Jocelyn Thibault	Chicago	3-0	10-13-02	Chicago	26
	112.	Roman Turek	Calgary	3-0	10-31-02	Calgary	30
	113.	Kevin Weekes	Carolina	2-0	11-7-02	Carolina	26
	114.	Robert Esche	Philadelphia	2-0	12-14-02	Philadelphia	15
	115.	Roberto Luongo	Florida	2-0	12-20-02	Buffalo	30
	116.	Chris Osgood (3)	NY Islanders	1-0	12-31-02	Buffalo	38
	117.	Sebastian Caron	Pittsburgh	0-0	1-21-03	Buffalo	34
	118.	Mike Dunham	NY Rangers	3-0	3-19-03	New York	27
	119.	Marty Turco	Dallas	3-0	3-31-03	Dallas	18
2003-04 (5)	120.	Jeff Hackett	Philadelphia	2-0	10-9-03	Philadelphia	17
	121.	Rick DiPietro	NY Islanders	6-0	10-11-03	Buffalo	13
	122.	Jose Theodore	Montreal	3-0	11-8-03	Montreal	16
	123.	Felix Potvin (2)	Boston	1-0	1-15-04	Buffalo	27
	124.	Ed Belfour	Toronto	2-0	4-2-04	Buffalo	17
2005-06 (4)	125.	Dominik Hasek	Ottawa	5-0	10-8-05	Ottawa	35
	126.	Evgeni Nabokov/ Nolan Schaefer#	San Jose	5-0	12-2-05	Buffalo	20 7
	127.	Kari Lehtonen	Atlanta	5-0	3-20-06	Atlanta	23
	128.	Jean-Sebastien Aubin	Toronto	7-0	4-1-06	Toronto	24
2006-07 (0)	None						
2007-08 (4)	129.	Pascal Leclaire	Columbus	3-0	10-19-07	Buffalo	21
	130.	Cristobal Huet	Montreal	2-0	11-5-07	Montreal	29
	131.	Andrew Raycroft	Toronto	3-0	11-9-07	Buffalo	30
	132.	Ty Conklin	Pittsburgh	2-0	12-29-07	Pittsburgh	26
2008-09 (4)	133.	Martin Biron	Philadelphia	3-0	11-21-08	Buffalo	40
	134.	Pekka Rinne	Nashville	2-0	12-1-08	Buffalo	30
	135.	Cam Ward	Carolina	3-0	2-15-09	Buffalo	36
	136.	Yann Danis	NY Islanders	2-0	2-28-09	New York	31
	2009-10 (6)	137.	Martin Biron (2)	NY Islanders	5-0	10-31-09	New York
138.		Jose Theodore (2)	Washington	2-0	11-25-09	Washington	25
139.		Martin Brodeur (2)	New Jersey	3-0	12-7-09	Buffalo	37
140.		Brian Elliott	Ottawa	2-0	12-16-09	Ottawa	22
141.		Steve Mason	Columbus	4-0	2-6-10	Columbus	28
142.		Jaroslav Halak	Montreal	3-0	4-3-10	Montreal	29
2010-11 (6)	143.	Martin Brodeur (3)	New Jersey	1-0	10-13-10	Buffalo	24
	144.	Andrew Raycroft (2)	Dallas	4-0	10-30-10	Dallas	34
	145.	Marc-Andre Fleury	Pittsburgh	1-0	11-24-10	Buffalo	30
	146.	Brian Elliott (2)	Ottawa	0-1*	12-4-10	Ottawa	31
	147.	Ty Conklin (2)	St. Louis	3-0	2-18-11	Buffalo	25
	148.	Cam Ward (2)	Carolina	1-0	3-15-11	Buffalo	40
2011-12 (4)	149.	Mathieu Garon	Tampa Bay	3-0	10-22-11	Tampa Bay	21
	150.	Jonas Gustavsson	Toronto	2-0	1-10-12	Toronto	32
	151.	Jimmy Howard	Detroit	5-0	1-16-12	Detroit	27
	152.	Henrik Lundqvist	NY Rangers	1-0**	2-1-12	Buffalo	34



ALL-TIME SHUTOUTS AGAINST SABRES

RECORD BOOK

2020 - 2021

2013-2020

SEASON	NO.	GOALTENDER	OPPONENT	SCORE	DATE	PLACE	SAVES
2012-13 (3)	153.	Craig Anderson	Ottawa	2-0	2-12-13	Ottawa	42
	154.	Evgeni Nabokov#	NY Islanders	4-0	2-23-13	Buffalo	35
	155.	Anton Khudobin	Boston	2-0	3-31-13	Buffalo	26
2013-14 (10)	156.	Craig Anderson (2)	Ottawa	1-0	10-4-13	Buffalo	35
	157.	Roberto Luongo (2)	Vancouver	3-0	10-17-13	Buffalo	25
	158.	Henrik Lundqvist (2)	NY Rangers	2-0	10-31-13	New York	29
	159.	Jonathan Quick	Los Angeles	2-0	11-7-13	Los Angeles	19
	160.	Cory Schneider	New Jersey	1-0	11-30-13	New Jersey	15
	161.	Al Montoya	Winnipeg	3-0	12-31-13	Winnipeg	27
	162.	Marc-Andre Fleury (2)	Pittsburgh	3-0	1-27-14	Pittsburgh	24
	163.	Roberto Luongo (3)	Florida	2-0	3-7-14	Florida	25
	164.	Dustin Tokarski	Montreal	2-0	3-16-14	Buffalo	29
	165.	Carey Price	Montreal	2-0	3-25-14	Montreal	24
2014-15 (14)	166.	Roberto Luongo (4)	Florida	1-0	10-17-14	Buffalo	26
	167.	Niklas Svedberg	Boston	4-0	10-18-14	Buffalo	32
	168.	Jonathan Quick (2)	Los Angeles	2-0	10-23-14	Los Angeles	29
	169.	Jonathan Bernier	Toronto	4-0	10-28-14	Toronto	10
	170.	Marc-Andre Fleury (3)	Pittsburgh	5-0	11-1-14	Pittsburgh	18
	171.	Ben Bishop	Tampa Bay	5-0	12-4-14	Tampa Bay	13
	172.	Roberto Luongo (5)	Florida	2-0	1-2-15	Buffalo	30
	173.	Devan Dubnyk	Minnesota	7-0	1-15-15	Buffalo	18
	174.	Jake Allen	St. Louis	3-0	2-5-15	Buffalo	23
	175.	Andrei Vasilevskiy	Tampa Bay	3-0	3-3-15	Tampa Bay	28
	176.	MacKenzie Skapski	NY Rangers	2-0	3-14-15	Buffalo	20
	177.	Pekka Rinne (2)	Nashville	3-0	3-21-15	Nashville	24
	178.	Jaroslav Halak (2)	NY Islanders	3-0	4-4-15	New York	21
	179.	Marc-Andre Fleury (4)	Pittsburgh	2-0	4-11-15	Buffalo	28
2015-16 (6)	180.	Antti Niemi	Dallas	3-0	11-21-15	Dallas	22
	181.	Cory Schneider (2)	New Jersey	2-0	12-15-15	Buffalo	25
	182.	Braden Holtby	Washington	2-0	12-28-15	Buffalo	31
	183.	Petr Mrazek	Detroit	3-0	1-22-16	Buffalo	19
	184.	Frederik Andersen	Anaheim	1-0	2-24-16	Anaheim	26
	185.	Jhonas Enroth	Los Angeles	2-0	2-27-16	Los Angeles	23
2016-17 (4)	186.	Devan Dubnyk (2)	Minnesota	4-0	10-27-16	Buffalo	38
	187.	Tuukka Rask	Boston	4-0	11-7-16	Boston	32
	188.	Jonathan Quick (3)	Los Angeles	2-0	3-16-17	Los Angeles	26
	189.	James Reimer	Florida	3-0	4-8-17	Florida	30
2017-18 (7)	190.	Carey Price (2)	Montreal	3-0	11-25-17	Montreal	36
	191.	Andrei Vasilevskiy (2)	Tampa Bay	2-0	11-28-17	Buffalo	34
	192.	Tristan Jarry	Pittsburgh	4-0	12-1-17	Buffalo	34
	193.	Anton Khudobin (2)	Boston	3-0	12-19-17	Buffalo	36
	194.	Carter Hutton	St. Louis	1-0	2-3-18	Buffalo	27
	195.	Pekka Rinne (3)	Nashville	4-0	3-19-18	Buffalo	35
	196.	Antti Niemi (2)	Montreal	3-0	3-23-18	Buffalo	35
2018-19 (7)	197.	Jaroslav Halak (3)	Boston	4-0	10-4-18	Buffalo	32
	198.	Ben Bishop (2)	Dallas	1-0	1-30-19	Dallas	30
	199.	Philipp Grubauer	Colorado	3-0	3-9-19	Colorado	18
	200.	Ben Bishop (3)	Dallas	2-0	3-12-19	Buffalo	35
	201.	Casey DeSmith	Pittsburgh	5-0	3-14-19	Buffalo	26
	202.	Craig Anderson (3)	Ottawa	4-0	3-26-19	Ottawa	35
	203.	Sergei Bobrovsky	Columbus	4-0	3-31-19	Buffalo	38
2019-20 (2)	204.	Semyon Varlamov	NY Islanders	1-0	11-2-19	Buffalo	27
	205.	Jaroslav Halak (4)	Boston	3-0	12-27-19	Buffalo	26

OPPONENT SHUTOUT LEADERS

Roberto Luongo (5), Patrick Roy (5), Ron Tugnutt (5), Marc-Andre Fleury (4), Jaroslav Halak (4), Andy Moog (4), Craig Anderson (3), Ben Bishop (3), Martin Brodeur (3), Ed Giacomin (3), Chris Osgood (3), Jonathan Quick (3), Glenn Resch (3), Mike Richter (3), Pekka Rinne (3)

Note: Figure in parentheses for goaltender indicates cumulative total against the Sabres.

* Buffalo won 1-0 in a shootout. Buffalo's Ryan Miller was credited with the shootout win. ** New York won 1-0 in a shootout. Buffalo's Ryan Miller was also credited with a shootout.

Evgeni Nabokov earned his first official shutout against the Sabres on Feb. 23, 2013 after sharing a shutout with Nolan Schaefer on Dec. 2, 2005 in Buffalo.



1-0 GAMES INVOLVING THE SABRES RECORD BOOK

2020 - 2021

1-0 GAMES INVOLVING THE SABRES REGULAR SEASON				
DATE	OPPONENT	GOAL SCORER	WINNING GOALIE	ALL-TIME RECORD
12-6-70	vs. Minnesota	Ron Anderson	Roger Crozier (BUF)	1-0
1-20-72	vs. Vancouver	Don Luce	Roger Crozier (BUF)	2-0
11-12-72	vs. Pittsburgh	Steve Atkinson	Roger Crozier (BUF)	3-0
1-13-74	vs. St. Louis	Gilbert Perreault	Dave Dryden (BUF)	4-0
10-19-78	vs. Toronto	Craig Ramsay	Don Edwards (BUF)	5-0
3-27-86	at Philadelphia	Gilbert Perreault	Jacques Cloutier (BUF)	6-0
2-3-90	at Montreal	Stephane Richer	Patrick Roy (MTL)	6-1
2-4-90	vs. NY Islanders	Derek King	Glenn Healy (NYI)	6-2
4-8-94	vs. Montreal	Donald Audette	Dominik Hasek (BUF)	7-2
2-2-95	at Washington	Dale Hawerchuk	Dominik Hasek (BUF)	8-2
1-17-96	vs. Pittsburgh	Jaromir Jagr	Tom Barrasso (PIT)	8-3
1-26-96	at Washington	Joe Juneau	Jim Carey (WSH)	8-4
4-12-97	at Ottawa	Steve Duchesne	Ron Tugnutt (OTT)	8-5
12-19-97	vs. Montreal	Donald Audette	Dominik Hasek (BUF)	9-5
3-2-98	at NY Rangers	Alexei Zhitnik	Dominik Hasek (BUF)	10-5
3-27-98	at Edmonton	Miroslav Satan	Dominik Hasek (BUF)	11-5
4-5-98	vs. Ottawa	Daniel Alfredsson	Damian Rhodes (OTT)	11-6
10-23-98	vs. Washington	Jaroslav Svejkovsky	Olaf Kolzig (WSH)	11-7
1-11-99	at Phoenix	Dallas Drake	Nikolai Khabibulin (PHX)	11-8
1-28-00	vs. Ottawa	James Patrick	Martin Biron (BUF)	12-8
1-29-00	at Boston	P.J. Axelsson	Byron Dafoe (BOS)	12-9
1-19-01	vs. Florida	Denis Hamel	Dominik Hasek (BUF)	13-9
2-22-01	at New Jersey	Dave Andreychuk	Dominik Hasek (BUF)	14-9
3-21-01	at Carolina	David Tanabe	Arturs Irbe (CAR)	14-10
12-31-02*	vs. NY Islanders	Jason Blake	Chris Osgood (NYI)	14-11
1-14-03	at Minnesota	Denis Hamel	Ryan Miller (BUF)	15-11
1-18-03	at Phoenix	Curtis Brown	Martin Biron (BUF)	16-11
1-15-04	vs. Boston	Sergei Samsonov	Felix Potvin (BOS)	16-12
1-30-08	at Florida	Thomas Vanek	Ryan Miller (BUF)	17-12
2-13-08	vs. Toronto	Paul Gaustad	Ryan Miller (BUF)	18-12
10-10-09	at Nashville	Mike Grier	Ryan Miller (BUF)	19-12
1-3-10	at Montreal	Tim Connolly	Ryan Miller (BUF)	20-12
10-13-10	vs. New Jersey	Ilya Kovalchuk	Martin Brodeur (NJD)	20-13
11-24-10	vs. Pittsburgh	Pascal Dupuis	Marc-Andre Fleury (PIT)	20-14
12-4-10**	at Ottawa	Thomas Vanek	Ryan Miller (BUF)	21-14
3-15-11	vs. Carolina	Brandon Sutter	Cam Ward (CAR)	21-15
3-30-11	vs. NY Rangers	Tim Connolly	Jhonas Enroth (BUF)	22-15
11-18-11	at Carolina	Jason Pominville	Jhonas Enroth (BUF)	23-15
2-1-12**	vs. NY Rangers	Ryan Callahan	Henrik Lundqvist (NYR)	23-16
3-1-12	at San Jose	Drew Stafford	Ryan Miller (BUF)	24-16
4-13-13	vs. Philadelphia	Christian Ehrhoff	Jhonas Enroth (BUF)	25-16
10-4-13	vs. Ottawa	Erik Karlsson	Craig Anderson (OTT)	25-17
11-30-13	at New Jersey	Steve Bernier	Cory Schneider (NJD)	25-18
10-17-14	vs. Florida	Sean Bergenheim	Roberto Luongo (FLA)	25-19
12-9-14	vs. Los Angeles	Tyler Ennis	Jhonas Enroth (BUF)	26-19
2-24-16	at Anaheim	Sami Vatanen	Frederik Andersen (ANA)	26-20
10-24-17	vs. Detroit	Benoit Pouliot	Robin Lehner (BUF)	27-20
2-3-18	vs. St. Louis	Carl Gunnarsson	Carter Hutton (STL)	27-21
1-30-19	at Dallas	Jamie Benn	Ben Bishop (DAL)	27-22
11-2-19	vs. NY Islanders	Derick Brassard	Semyon Varlamov (NYI)	27-23

1-0 GAMES INVOLVING THE SABRES PLAYOFFS				
DATE	OPPONENT	GOAL SCORER	WINNING GOALIE	ALL-TIME RECORD
4-6-83	at Montreal	Brent Peterson	Bob Sauve (BUF)	1-0
4-27-94*	vs. New Jersey	Dave Hannan	Dominik Hasek (BUF)	2-0
4-23-97*	at Ottawa	Daniel Alfredsson	Ron Tugnutt (OTT)	2-1
4-14-11	at Philadelphia	Patrick Kaleta	Ryan Miller (BUF)	3-1
4-20-11	vs. Philadelphia	Jason Pominville	Ryan Miller (BUF)	4-1

* - overtime decision ** - shootout decision



ALL-TIME PENALTY SHOTS RECORD BOOK

2020 - 2021

SABRES ALL-TIME PENALTY SHOTS | REGULAR SEASON

GAME	MATCHUP	RESULT
Nov. 5, 1970 vs. Vancouver	Paul Andrea vs. Dunc Wilson	unsuccessful
Dec. 20, 1973 vs. Montreal	John Gould vs. Michel Plasse	unsuccessful
Jan. 31, 1974 at Philadelphia	Rick Martin vs. Bernie Parent	goal
Jan. 25, 1975 at Montreal	Rick Martin vs. Michel Larocque	unsuccessful
Feb. 2, 1975 vs. Kansas City	Don Luce vs. Denis Herron	unsuccessful
Oct. 19, 1975 vs. Washington	Don Luce vs. Ron Low	unsuccessful
Feb. 4, 1976 at Los Angeles	Gilbert Perreault vs. Rogie Vachon	unsuccessful
Feb. 22, 1976 vs. Montreal	Rene Robert vs. Ken Dryden	unsuccessful
April 1, 1978 at Toronto	Gilbert Perreault vs. Mike Palmateer	unsuccessful
Dec. 19, 1982 vs. Quebec	Brent Peterson vs. Dan Bouchard	unsuccessful
Nov. 25, 1983 vs. Chicago	Gilbert Perreault vs. Murray Bannerman	goal
Jan. 13, 1984 vs. Edmonton	Brent Peterson vs. Grant Fuhr	unsuccessful
Jan. 14, 1984 at Detroit	Brent Peterson vs. Greg Stefan	unsuccessful
Oct. 31, 1984 vs. Philadelphia	John Tucker vs. Pelle Lindbergh	goal
Dec. 26, 1984 vs. Toronto	John Tucker vs. Rick St. Croix	unsuccessful
Nov. 22, 1986 at Quebec	Dave Andreychuk vs. Clint Malarchuk	unsuccessful
Nov. 15, 1987 vs. Toronto	Christian Ruutu vs. Ken Wregget	unsuccessful
Feb. 19, 1989 vs. Detroit	Mike Foligno vs. Glen Hanlon	unsuccessful
Oct. 17, 1990 vs. Montreal	Pierre Turgeon vs. Patrick Roy	goal
Oct. 12, 1991 at Quebec	Dave McLlwain vs. Ron Tugnutt	unsuccessful
Jan. 10, 1992 vs. Edmonton	Alexander Mogilny vs. Bill Ranford	unsuccessful
Feb. 7, 1992 vs. Minnesota	Dave Andreychuk vs. Darcy Wakaluk	unsuccessful
Nov. 11, 1992 vs. Boston	Brad May vs. Andy Moog	goal
Nov. 29, 1992 at Ottawa	Pat LaFontaine vs. Peter Sidorkiewicz	goal
Dec. 17, 1993 vs. Los Angeles	Alexander Mogilny vs. Robb Stauber	unsuccessful
Jan. 11, 1994 at Chicago	Randy Wood vs. Jeff Hackett	goal
Feb. 10, 1994 at Boston	Wayne Presley vs. Vincent Riendeau	unsuccessful
Oct. 22, 1995 vs. St. Louis	Dave Hannan vs. Grant Fuhr	unsuccessful
Feb. 3, 1996 at Boston	Randy Burridge vs. Bill Ranford	unsuccessful
Nov. 21, 1996 vs. Toronto	Donald Audette vs. Felix Potvin	unsuccessful
April 11, 1998 at Ottawa	Dixon Ward vs. Damien Rhodes	goal
Oct. 9, 1999 at Atlanta	Miroslav Satan vs. Damien Rhodes	goal
Dec. 28, 1999 vs. Detroit	Miroslav Satan vs. Ken Wregget	unsuccessful
March 4, 2000 at NY Islanders	Miroslav Satan vs. Kevin Weekes	unsuccessful
Nov. 3, 2001 at Ottawa	Miroslav Satan vs. Patrick Lalime	unsuccessful
Nov. 19, 2001 at Atlanta	Tim Connolly vs. Milan Hnilicka	goal
Feb. 15, 2003 vs. NY Rangers	Miroslav Satan vs. Mike Dunham	goal
Dec. 8, 2005 vs. Anaheim	Thomas Vanek vs. J-S Giguere	goal
March 12, 2006 vs. Boston	Maxim Afinogenov vs. Andrew Raycroft	goal
April 15, 2006 at Montreal	J-P Dumont vs. David Aebischer	unsuccessful
Nov. 10, 2006 vs. Florida	Thomas Vanek vs. Alexander Auld	unsuccessful
Dec. 28, 2006 vs. Carolina	Ales Kotalik vs. John Grahame	goal
Jan. 26, 2007 at Columbus	Daniel Paille vs. Fredrik Norrena	unsuccessful
Feb. 24, 2007 at Ottawa	Thomas Vanek vs. Ray Emery	unsuccessful
Dec. 1, 2007 vs. Carolina	Drew Stafford vs. John Grahame	unsuccessful
April 9, 2009 at Carolina	Derek Roy vs. Michael Leighton	goal
Oct. 16, 2009 vs. NY Islanders	Clarke MacArthur vs. Dwayne Roloson	goal
Dec. 29, 2009 vs. Pittsburgh	Drew Stafford vs. Marc-Andre Fleury	goal
April 10, 2010 at Ottawa	Thomas Vanek vs. Pascal Leclaire	goal
Jan. 14, 2012 at NY Islanders	Thomas Vanek vs. Evgeni Nabokov	unsuccessful
Feb. 19, 2012 vs. Pittsburgh	Patrick Kaleta vs. Marc-Andre Fleury	unsuccessful
Nov. 24, 2013 vs. Detroit	Steve Ott vs. Jonas Gustavsson	unsuccessful
Jan. 15, 2014 at Toronto	Zemgus Girgensons vs. James Reimer	unsuccessful
March 13, 2014 at Carolina	Tyler Ennis vs. Cam Ward	goal
Jan. 18, 2016 at Arizona	Evander Kane vs. Louis Domingue	unsuccessful
Feb. 12, 2016 vs. Montreal	Marcus Foligno vs. Mike Condon	goal
Dec. 8, 2017 at Chicago	Jack Eichel vs. Corey Crawford	unsuccessful
Dec. 22, 2017 vs. Philadelphia	Evander Kane vs. Brian Elliot	unsuccessful
Nov. 29, 2019 vs. Toronto	Rasmus Asplund vs. Michael Hutchinson	unsuccessful
Jan. 2, 2020 vs. Edmonton	Jack Eichel vs. Mike Smith	goal
Feb. 11, 2020 vs. Detroit	Conor Sheary vs. Jonathan Bernier	unsuccessful

Shots For: 61

Goals: 21

Unsuccessful: 40



ALL-TIME PENALTY SHOTS RECORD BOOK

2020 - 2021

SABRES ALL-TIME PENALTY SHOTS | PLAYOFFS

GAME	MATCHUP	RESULT
April 9, 1988 vs. Boston.....	John Tucker vs. Andy Moog.....	goal
April 28, 2006 at Philadelphia.....	Derek Roy vs. Robert Esche.....	unsuccessful
Shots For: 2	Goals: 1	Unsuccessful: 1



ALL-TIME PENALTY SHOTS RECORD BOOK

2020 - 2021

OPPONENT ALL-TIME PENALTY SHOTS | REGULAR SEASON

GAME	MATCHUP	RESULT
Oct. 20, 1971 at Toronto	Paul Henderson vs. Roger Crozier	unsuccessful
Nov. 12, 1972 vs. Pittsburgh	Lowell McDonald vs. Roger Crozier	unsuccessful
March 9, 1973 at Vancouver	Andre Boudrias vs. Roger Crozier	goal
Nov. 13, 1974 at Montreal	Steve Shutt vs. Gary Bromley	unsuccessful
Dec. 5, 1974 vs. Washington	Tommy Williams vs. Gary Bromley	unsuccessful
Jan. 23, 1975 vs. Detroit	Pierre Jarry vs. Roger Crozier	unsuccessful
Feb. 22, 1981 vs. Montreal	Steve Shutt vs. Don Edwards	unsuccessful
Dec. 17, 1981 at Philadelphia	Behn Wilson vs. Don Edwards	goal
March 29, 1983 at Hartford	Blaine Stoughton vs. Bob Sauve	goal
March 9, 1984 vs. Los Angeles	Marcel Dionne vs. Tom Barrasso	goal
Jan. 5, 1985 at NY Islanders	Bryan Trottier vs. Tom Barrasso	unsuccessful
Jan. 24, 1991 at Chicago	Dave Manson vs. Darcy Wakaluk	unsuccessful
Jan. 29, 1992 at Detroit	Steve Yzerman vs. Daren Puppa	goal
March 3, 1992 at Quebec	Mats Sundin vs. Tom Draper	goal
March 8, 1992 vs. NY Islanders	Marty McInnis vs. Tom Draper	unsuccessful
March 17, 1992 at Minnesota	Ulf Dahlen vs. Daren Puppa	unsuccessful
March 10, 1993 at Quebec	Alexei Gusarov vs. Grant Fuhr	goal
March 8, 1995 at Montreal	Mark Recchi vs. Dominik Hasek	unsuccessful
March 23, 1996 at Pittsburgh	Mario Lemieux vs. Dominik Hasek	unsuccessful
Feb. 27, 1997 at New Jersey	John MacLean vs. Dominik Hasek	goal
March 8, 1997 at Montreal	Vincent Damphousse vs. Dominik Hasek	unsuccessful
April 10, 1997 at Boston	Jason Allison vs. Dominik Hasek	unsuccessful
Oct. 7, 1997 vs. Dallas	Jere Lehtinen vs. Dominik Hasek	goal
Jan. 6, 2000 vs. New Jersey	Petr Sykora vs. Dwayne Roloson	goal
Jan. 8, 2000 at Ottawa	Daniel Alfredsson vs. Martin Biron	unsuccessful
March 4, 2000 at NY Islanders	Olli Jokinen vs. Dominik Hasek	goal
Nov. 3, 2002 vs. Montreal	Dainius Zubrus vs. Dominik Hasek	unsuccessful
Feb. 1, 2001 at Tampa Bay	Mike Johnson vs. Martin Biron	unsuccessful
Dec. 13, 2002 vs. Chicago	Alexei Zhamnov vs. Martin Biron	goal
Nov. 5, 2003 vs. Atlanta	Patrik Stefan vs. Martin Biron	goal
Nov. 9, 2005 vs. Carolina	Erik Cole vs. Martin Biron	unsuccessful
Nov. 9, 2005 vs. Carolina	Erik Cole vs. Martin Biron	goal
Dec. 5, 2005 at Colorado	Marek Svatos vs. Martin Biron	goal
March 25, 2006 at Boston	Travis Green vs. Ryan Miller	unsuccessful
Oct. 17, 2006 vs. Philadelphia	Mike Richards vs. Ryan Miller	unsuccessful
Dec. 16, 2006 vs. Ottawa	Jason Spezza vs. Ryan Miller	unsuccessful
March 9, 2007 vs. Minnesota	Marian Gaborik vs. Ryan Miller	unsuccessful
Oct. 19, 2007 vs. Columbus	Rick Nash vs. Ryan Miller	unsuccessful
Dec. 28, 2007 at New Jersey	Arron Asham vs. Ryan Miller	unsuccessful
Feb. 27, 2008 vs. Nashville	Scott Nichol vs. Ryan Miller	unsuccessful
Jan. 1, 2009 at Toronto	Niklas Hagman vs. Ryan Miller	unsuccessful
Jan. 19, 2009 at Florida	David Booth vs. Ryan Miller	goal
March 20, 2009 vs. Philadelphia	Mike Richards vs. Patrick Lalime	unsuccessful
March 21, 2009 at NY Rangers	Lauri Korpikoski vs. Patrick Lalime	unsuccessful
Oct. 13, 2009 vs. Detroit	Valteri Filppula vs. Ryan Miller	unsuccessful
Oct. 31, 2009 at NY Islanders	Doug Weight vs. Patrick Lalime	unsuccessful
March 29, 2010 at Boston	Marco Sturm vs. Ryan Miller	unsuccessful
Dec. 18, 2010 at Tampa Bay	Vincent Lecavalier vs. Ryan Miller	unsuccessful
March 19, 2011 vs. Atlanta	Evander Kane vs. Ryan Miller	unsuccessful
Nov. 26, 2011 vs. Washington	Jason Chimera vs. Jhonas Enroth	goal
Dec. 16, 2011 vs. Toronto	Nikolai Kulemin vs. Ryan Miller	goal
Feb. 9, 2013 at NY Islanders	John Tavares vs. Ryan Miller	unsuccessful
April 22, 2013 vs. Winnipeg	Evander Kane vs. Jhonas Enroth	unsuccessful
Oct. 2, 2013 at Detroit	Cory Emmerton vs. Ryan Miller	unsuccessful
Oct. 5, 2013 at Pittsburgh	Chris Kunitz vs. Jhonas Enroth	goal
March 7, 2013 at Florida	Sean Bergenheim vs. Michal Neuvirth	unsuccessful
Oct. 13, 2014 vs. Anaheim	Ryan Kesler vs. Michal Neuvirth	goal
Feb. 17, 2015 at New Jersey	Adam Henrique vs. Michal Neuvirth	unsuccessful
March 7, 2015 at Washington	Alex Ovechkin vs. Anders Lindback	unsuccessful
Dec. 14, 2015 at Detroit	Tomas Jurco vs. Chad Johnson	unsuccessful
Feb. 6, 2016 at Boston	Brad Marchand vs. Robin Lehner	goal
Oct. 29, 2016 vs. Florida	Vincent Trocheck vs. Anders Nilsson	unsuccessful
Nov. 11, 2016 vs. New Jersey	Andy Greene vs. Anders Nilsson	goal
March 27, 2017 vs. Florida	Reilly Smith vs. Robin Lehner	unsuccessful
Dec. 1, 2017 vs. Pittsburgh	Tom Kuhnhackl vs. Robin Lehner	goal



ALL-TIME PENALTY SHOTS RECORD BOOK

2020 - 2021

OPPONENT ALL-TIME PENALTY SHOTS | REGULAR SEASON

GAME	MATCHUP	RESULT
Dec. 16, 2018 at Boston.....	Ryan Donato vs. Linus Ullmark.....	goal
Dec. 18, 2018 vs. Florida.....	Evgenii Dadonov vs. Carter Hutton.....	unsuccessful
March 30, 2019 at NY Islanders.....	Anthony Beauvillier vs. Carter Hutton.....	unsuccessful
Feb. 9, 2020 vs. Anaheim.....	Troy Terry vs. Jonas Johansson.....	unsuccessful
Shots For: 69	Goals: 24	Unsuccessful: 45

OPPONENT ALL-TIME PENALTY SHOTS | PLAYOFFS

GAME	MATCHUP	RESULT
May 11, 1997 vs. Philadelphia.....	Eric Lindros vs. Steve Shields.....	goal
May 29, 1999 at Toronto.....	Mats Sundin vs. Dominik Hasek.....	goal
April 16, 2000 vs. Philadelphia.....	Eric Desjardins vs. Dominik Hasek.....	unsuccessful
April 11, 2001 at Philadelphia.....	Mark Recchi vs. Dominik Hasek.....	unsuccessful
May 2, 2001 at Pittsburgh.....	Martin Straka vs. Dominik Hasek.....	unsuccessful
Shots For: 5	Goals: 2	Unsuccessful: 3



SABRES YEARLY LEADERS RECORD BOOK

2020 - 2021

1970 TO 2020 | GOALS, ASSISTS & POINTS

YEAR	GOALS	ASSISTS	POINTS
1970-71	Perreault (38)	Goyette (46)	Perreault (72)
1971-72	Martin (44)	Perreault (48)	Martin & Perreault (74)
1972-73	Robert (40)	Perreault (60)	Perreault (88)
1973-74	Martin (52)	Robert (44)	Martin (86)
1974-75	Martin (52)	Robert (60)	Robert (100)
1975-76	Gare (50)	Perreault (69)	Perreault (113)
1976-77	Perreault (39)	Perreault (56)	Perreault (95)
1977-78	Perreault (41)	Perreault & Robert (48)	Perreault (89)
1978-79	Martin (32)	Perreault (58)	Perreault (85)
1979-80	Gare (56)	Perreault (66)	Perreault (106)
1980-81	Gare (46)	Van Boxmeer (51)	Gare (85)
1981-82	Perreault (31)	Van Boxmeer (54)	Perreault (73)
1982-83	McKegney (36)	Housley (47)	Perreault (76)
1983-84	Andreychuk (38)	Perreault (59)	Perreault (90)
1984-85	Andreychuk (31)	Perreault & Housley (53)	Perreault (83)
1985-86	Foligno (41)	Andreychuk (51)	Andreychuk (87)
1986-87	Foligno (30)	Andreychuk (48)	Andreychuk (73)
1987-88	Sheppard (38)	Andreychuk (48)	Andreychuk (78)
1988-89	Turgeon (34)	Turgeon (54)	Turgeon (88)
1989-90	Andreychuk & Turgeon (40)	Turgeon (66)	Turgeon (106)
1990-91	Andreychuk (36)	Hawerchuk (58)	Hawerchuk (89)
1991-92	LaFontaine (46)	Hawerchuk (75)	Hawerchuk (98)
1992-93	Mogilny (76)	LaFontaine (95)	LaFontaine (148)
1993-94	Hawerchuk (35)	Hawerchuk (51)	Hawerchuk (86)
1994-95	Audette (24)	Mogilny (28)	Mogilny (47)
1995-96	LaFontaine (40)	LaFontaine (51)	LaFontaine (91)
1996-97	Audette (28)	Galley (34)	Plante (53)
1997-98	Audette (24)	Zhitnik (30)	Satan (46)
1998-99	Satan (40)	Woolley (33)	Satan (66)
1999-00	Satan (33)	Gilmour (48)	Gilmour (73)
2000-01	Audette (34)	Audette (45)	Audette (79)
2001-02	Satan (37)	Satan (36)	Satan (73)
2002-03	Satan (26)	Satan (49)	Satan (75)
2003-04	Satan (29)	Briere & Hecht (37)	Briere (65)
2005-06	Drury (30)	Afinogenov (51)	Afinogenov (73)
2006-07	Vanek (43)	Briere (63)	Briere (95)
2007-08	Vanek (36)	Pominville (53)	Roy (81)
2008-09	Vanek (40)	Pominville (46)	Roy (70)
2009-10	Vanek (28)	Connolly (48)	Roy (69)
2010-11	Vanek (32)	Vanek (41)	Vanek (73)
2011-12	Pominville (30)	Pominville (43)	Pominville (73)
2012-13	Vanek (20)	Vanek & Ennis (21)	Vanek (41)
2013-14	Ennis (21)	Ehrhoff (27)	Hodgson (44)
2014-15	Ennis (20)	Moulson (28)	Ennis (46)
2015-16	Eichel (24)	O'Reilly (39)	O'Reilly (60)
2016-17	Kane (28)	Ristolainen (39)	Eichel (57)
2017-18	Eichel (25)	Eichel (39)	Eichel (64)
2018-19	Skinner (40)	Eichel (54)	Eichel (82)
2019-20	Eichel (36)	Eichel (42)	Eichel (78)



SABRES YEARLY LEADERS RECORD BOOK

2020 - 2021

1970 TO 2020 PENALTY MINUTES, PLUS/MINUS & SHOTS			
YEAR	PENALTY MINUTES	PLUS/MINUS*	SHOTS
1970-71	Pratt (179)	Atkinson (+3)	Perreault (210)
1971-72	Hamilton (105)	Ramsay (+5)	Martin (266)
1972-73	Schoenfeld (178)	Robert (+15)	Martin (299)
1973-74	Carriere (103)	Ramsay (+15)	Martin (320)
1974-75	Korab & Schoenfeld (184)	Luce (+61)	Martin (297)
1975-76	Gare (129)	Guevremont (+47)	Martin (327)
1976-77	Korab (120)	Hajt (+39)	Robert (250)
1977-78	Korab (119)	Ramsay (+38)	Gare (265)
1978-79	Korab (104)	Ramsay (+21)	Gare (260)
1979-80	Playfair (145)	Schoenfeld (+60)	Gare (270)
1980-81	Playfair (169)	Ramsay (+40)	Van Boxmeer (258)
1981-82	Playfair (258)	Van Boxmeer (+23)	Van Boxmeer (196)
1982-83	Playfair (180)	Ramsey (+18)	Perreault (192)
1983-84	Playfair (209)	Foligno (+31)	Housley (235)
1984-85	Playfair (157)	Hajt (+32)	Housley (189)
1985-86	Foligno (168)	Foligno (+27)	Andreychuk (226)
1986-87	Dykstra (179)	Foligno (+13)	Andreychuk (254)
1987-88	Foligno (220)	Johansson (+12)	Andreychuk (253)
1988-89	Hartman (316)	Ruuttu (+13)	Turgeon (182)
1989-90	Hartman (211)	Ramsey (+21)	Andreychuk (206)
1990-91	Ray (350)	Krupp, Mogilny, Ramsey & Turgeon (+14)	Andreychuk (234)
1991-92	Ray (354)	LaFontaine (+10)	Andreychuk (337)
1992-93	May (242)	Bodger (+14)	Mogilny (360)
1993-94	Ray (274)	Muni (+28)	Mogilny (258)
1994-95	Ray (173)	Khmylev (+8)	Mogilny (148)
1995-96	Barnaby (335)	Wilson (+13)	LaFontaine (224)
1996-97	Ray (286)	Peca (+26)	Plante (191)
1997-98	Barnaby (289)	Shannon (+26)	Audette (198)
1998-99	Ray (261)	Shannon (+28)	Satan (208)
1999-00	Ray (158)	Brown (+19)	Satan (265)
2000-01	Ray (210)	Brown (+15)	Satan (206)
2001-02	Ray (200)	McKee (+18)	Satan (267)
2002-03	Boulton (178)	Brown & Hecht (+4)	Satan (240)
2003-04	Peters (151)	Hecht (+17)	Satan (206)
2005-06	Peters (100)	Kalinin (+14)	Kotalik (261)
2006-07	Mair (128)	Vanek (+47)	Vanek (237)
2007-08	Peters (100)	Pominville (+16)	Vanek (240)
2008-09	Gaustad (108)	Connolly (+12)	Pominville (239)
2009-10	Rivet (100)	Hecht (+14)	Pominville (252)
2010-11	McCormick (142)	Montador (+16)	Vanek (238)
2011-12	Kaleta (116)	Ennis (+11)	Pominville (235)
2012-13	Ott (93)	Ehrhoff & Hecht (+6)	Stafford (121)
2013-14	Scott (125)	Ellis & Girgensons (-6)	Ennis (210)
2014-15	Deslauriers (71)	Flynn (-3)	Ennis (185)
2015-16	Kane (91)	McCabe (+6)	Kane (271)
2016-17	Kane (113)	Carrier, Foligno & O'Reilly (-1)	Kane (260)
2017-18	Nolan (69)	Pouliot (-8)	Eichel (246)
2018-19	Bogosian (52)	Jeff Skinner (0)	Eichel (303)
2019-20	Ristolainen (46)	Montour (+13)	Eichel (227)

* Minimum 40 games played.



SABRES YEARLY LEADERS RECORD BOOK

2020 - 2021

1970 TO 2020 | WINS, SAVE PERCENTAGE & GOALS-AGAINST AVERAGE

YEAR	WINS	SAVE PERCENTAGE*	GOALS-AGAINST AVERAGE*
1970-71	Daley (12)	Crozier (.900)	Crozier (3.69)
1971-72	Crozier (13)	Crozier (.902)	Crozier (3.52)
1972-73	Crozier (23)	Dryden (.908)	Dryden (2.65)
1973-74	Dryden (23)	Dryden (.893)	Dryden (2.98)
1974-75	Bromley (26)	Bromley (.873)	Bromley (3.10)
1975-76	Desjardins (29)	Desjardins (.890)	Desjardins (2.95)
1976-77	Desjardins (31)	Desjardins (.900)	Edwards (2.52)
1977-78	Edwards (38)	Edwards (.906)	Edwards (2.64)
1978-79	Edwards (26)	Edwards (.899)	Edwards (3.02)
1979-80	Edwards (27)	Sauve (.901)	Sauve (2.36)
1980-81	Edwards (23)	Edwards (.898)	Edwards (2.96)
1981-82	Edwards (26)	Edwards (.882)	Edwards (3.52)
1982-83	Sauve (25)	Sauve (.871)	Sauve (3.46)
1983-84	Barrasso (26)	Barrasso (.893)	Barrasso (2.85)
1984-85	Barrasso (25)	Barrasso (.887)	Barrasso (2.67)
1985-86	Barrasso (29)	Barrasso (.879)	Barrasso (3.61)
1986-87	Barrasso (17)	Barrasso (.873)	Barrasso (3.66)
1987-88	Barrasso (25)	Barrasso (.895)	Barrasso (3.32)
1988-89	Puppa (17)	Puppa (.888)	Puppa (3.37)
1989-90	Puppa (31)	Puppa (.903)	Puppa (2.89)
1990-91	Puppa (15)	Malarchuk (.891)	Malarchuk (3.35)
1991-92	Puppa (11)	Draper (.895)	Draper (3.21)
1992-93	Hasek, Fuhr & Puppa (11)	Hasek (.896)	Hasek (3.15)
1993-94	Hasek (30)	Hasek (.930)	Hasek (1.95)
1994-95	Hasek (19)	Hasek (.930)	Hasek (2.11)
1995-96	Hasek (22)	Hasek (.920)	Hasek (2.83)
1996-97	Hasek (37)	Hasek (.930)	Hasek (2.27)
1997-98	Hasek (33)	Hasek (.931)	Hasek (2.09)
1998-99	Hasek (30)	Hasek (.937)	Hasek (1.87)
1999-00	Biron (19)	Hasek (.919)	Hasek (2.21)
2000-01	Hasek (37)	Hasek (.921)	Hasek (2.11)
2001-02	Biron (31)	Biron (.915)	Biron (2.22)
2002-03	Biron (17)	Biron (.908)	Biron (2.56)
2003-04	Biron (26)	Biron (.913)	Biron (2.52)
2005-06	Miller (30)	Miller (.914)	Miller (2.60)
2006-07	Miller (40)	Miller (.911)	Miller (2.73)
2007-08	Miller (36)	Miller (.906)	Miller (2.64)
2008-09	Miller (34)	Miller (.918)	Miller (2.53)
2009-10	Miller (41)	Miller (.928)	Miller (2.22)
2010-11	Miller (34)	Miller (.916)	Miller (2.59)
2011-12	Miller (31)	Enroth (.917)	Miller (2.55)
2012-13	Miller (17)	Miller (.915)	Miller (2.81)
2013-14	Miller (15)	Miller (.923)	Miller (2.72)
2014-15	Enroth (13)	Miller (.923)	Neuvirth (2.99)
2015-16	Johnson (22)	Johnson (.920)	Johnson (2.36)
2016-17	Lehner (23)	Nilsson (.923)	Nilsson (2.67)
2017-18	Lehner (14)	Lehner (.908)	Lehner (3.01)
2018-19	Hutton (18)	Hutton (.908)	Hutton (3.00)
2019-20	Ullmark (17)	Ullmark (.915)	Ullmark (2.69)

* Minimum 25 games played.



YEARLY GOALTENDER RECORDS RECORD BOOK

2020 - 2021

1970 TO 2006 | YEARLY GOALTENDER WIN/LOSS RECORDS

YEAR	GOALTENDER	W	L	T/OTL	YEAR	GOALTENDER	W	L	T/OTL	
1970-71	Roger Crozier	9	20	7	1988-89	Tom Barrasso	2	7	0	
	Joe Daley	12	16	8		Jacques Cloutier	15	14	0	
	Dave Dryden	3	3	0		Darren Eliot	0	0	0	
1971-72	Roger Crozier	13	34	14	Clint Malarchuk	3	1	1		
	Dave Dryden	3	9	5	Daren Puppa	17	10	6		
1972-73	Roger Crozier	23	13	7	Darcy Wakaluk	1	3	0		
	Dave Dryden	14	13	7	1989-90	Clint Malarchuk	14	11	2	
	Rocky Farr	0	1	0	Daren Puppa	31	16	6		
1973-74	Gary Bromley	3	5	3	1990-91	David Littman	0	0	0	
	Roger Crozier	4	5	0	Clint Malarchuk	12	14	10		
	Dave Dryden	23	20	8	Daren Puppa	15	11	6		
1974-75	Rocky Farr	2	4	1	Darcy Wakaluk	4	5	3		
	Gary Bromley	26	11	11	1991-92	Tom Draper	10	9	5	
	Roger Crozier	17	2	1	David Littman	0	1	0		
1975-76	Gerry Desjardins	6	2	1	Clint Malarchuk	10	13	3		
	Rocky Farr	0	1	2	Daren Puppa	11	14	4		
	Gary Bromley	0	1	0	1992-93	Tom Draper	5	6	0	
	Roger Crozier	8	2	5	Grant Fuhr	11	15	2		
1976-77	Gerry Desjardins	29	15	11	Dominik Hasek	11	10	4		
	Al Smith	9	3	2	Daren Puppa	11	5	4		
	Gerry Desjardins	31	12	6	1993-94	Grant Fuhr	13	12	3	
	Don Edwards	16	7	2	Dominik Hasek	30	20	6		
1977-78	Bob Sauve	1	2	0	1994-95	Grant Fuhr	1	2	0	
	Al Smith	0	3	0	Dominik Hasek	19	14	7		
	Gerry Desjardins	0	1	0	Robb Stauber	2	3	0		
1978-79	Don Edwards	38	16	17	1995-96	Martin Biron	0	2	0	
	Bob Sauve	6	2	0	John Blue	2	2	0		
	Don Edwards	26	18	9	Dominik Hasek	22	30	6		
	Randy Ireland	0	0	0	Steve Shields	1	0	0		
1979-80	Bob Sauve	10	10	7	Andrei Trefilov	8	8	1		
	Don Edwards	27	9	12	1996-97	Dominik Hasek	37	20	10	
	Bob Sauve	20	8	4	Steve Shields	3	8	2		
1980-81	Don Edwards	23	10	12	Andrei Trefilov	0	2	0		
	Bob Sauve	16	10	9	1997-98	Dominik Hasek	33	23	13	
1981-82	Jacques Cloutier	5	1	0	Steve Shields	3	6	4		
	Don Edwards	26	23	9	1998-99	Martin Biron	1	2	1	
	Paul Harrison	2	1	1	Dominik Hasek	30	18	14		
	Bob Sauve	6	1	5	Dwayne Roloson	6	8	2		
1982-83	Jacques Cloutier	10	7	6	1999-00	Martin Biron	19	18	2	
	Phil Myre	3	2	0	Dominik Hasek	15	11	6		
1983-84	Bob Sauve	25	20	7	Dwayne Roloson	1	7	3		
	Tom Barrasso	26	12	3	2000-01	Martin Biron	7	7	1	
	Bob Sauve	22	13	4	Dominik Hasek	37	24	4		
1984-85	Mika Noronen	2	0	0	1999-00	Martin Biron	19	18	2	
	Jacques Cloutier	0	0	1	Dominik Hasek	15	11	6		
	Bob Sauve	13	10	3	Dwayne Roloson	1	7	3		
1985-86	2001-01	Martin Biron	7	7	1	2000-01	Martin Biron	7	7	1
	Tom Barrasso	29	24	5	Dominik Hasek	37	24	4		
	Jacques Cloutier	5	9	1	2001-02	Mika Noronen	2	0	0	
1986-87	Daren Puppa	0	2	1	Peter Skudra	0	0	0		
	Tom Barrasso	17	23	2	2001-02	Martin Biron	31	28	10	
	Jacques Cloutier	11	19	5	Bob Essensa	0	5	0		
1987-88	Daren Puppa	0	2	1	2002-03	Mika Noronen	4	3	1	
	Tom Barrasso	25	18	8	2002-03	Martin Biron	17	28	6	
	Jacques Cloutier	4	8	2	Ryan Miller	6	8	1		
	Daren Puppa	8	6	1	2003-04	Mika Noronen	4	9	3	
					2003-04	Martin Biron	26	18	5	
					Ryan Miller	0	3	0		
					Mika Noronen	11	17	2		
					2005-06	Martin Biron	21	8	3	
					Ryan Miller	30	14	3		
					Mika Noronen	1	2	0		



YEARLY GOALTENDER RECORDS RECORD BOOK

2020 - 2021

2006 TO 2020 | YEARLY GOALTENDER WIN/LOSS RECORDS

YEAR	GOALTENDER	W	L	T/OTL	YEAR	GOALTENDER	W	L	T/OTL
2006-07	Martin Biron	12	4	1	2014-15	Jhonas Enroth	13	21	2
	Ty Conklin	1	2	0		Matt Hackett	0	4	1
	Ryan Miller	40	16	6		Anders Lindback	4	8	2
2007-08	Ryan Miller	36	27	10	Andrey Makarov	0	1	0	
	Jocelyn Thibault	3	4	2	Michal Neuvirth	6	17	3	
2008-09	Patrick Lalime	5	13	3	2015-16	Chad Johnson	22	16	4
	Ryan Miller	34	18	6		Jason Kasdorf	0	1	0
	Mikael Tellqvist	2	1	0		Robin Lehner	5	9	5
2009-10	Jhonas Enroth	0	1	0	Linus Ullmark	8	10	2	
	Patrick Lalime	4	8	2	2016-17	Robin Lehner	23	26	8
	Ryan Miller	41	18	8		Anders Nilsson	10	10	4
Jhonas Enroth	9	2	2	Linus Ullmark		0	1	0	
2010-11	Patrick Lalime	0	5	0	2017-18	Chad Johnson	10	16	3
	Ryan Miller	34	22	8		Robin Lehner	14	26	9
	Jhonas Enroth	8	11	4		Linus Ullmark	1	2	0
2011-12	Drew MacIntyre	0	0	0	Adam Wilcox	0	1	0	
	Ryan Miller	31	21	7	2018-19	Carter Hutton	18	25	5
	Jhonas Enroth	4	4	1		Linus Ullmark	15	14	5
2012-13	Ryan Miller	17	17	5	2019-20	Linus Ullmark	17	14	3
	Jhonas Enroth	4	17	5		Carter Hutton	12	14	4
2013-14	Matt Hackett	1	6	1		Jonas Johansson	1	3	1
	Connor Knapp	0	0	1					
	Nathan Lieuwen	1	4	0					
	Ryan Miller	15	22	3					
	Michal Neuvirth	0	2	0					



SABRES CAREER LEADERS RECORD BOOK

2020 - 2021

GAMES PLAYED	
PLAYER	TOTAL
Gilbert Perreault	1,191
Craig Ramsay	1,070
Mike Ramsey	911
Rob Ray	889
Bill Hajt	854
Dave Andreychuk	837
Don Luce	766
Jason Pominville	733
Alexei Zhitnik	712
Rick Martin	681

GAME-WINNING GOALS	
PLAYER	TOTAL
Gilbert Perreault	81
Rick Martin	47
Mike Foligno	42
Thomas Vanek	41
Dave Andreychuk	38
Danny Gare	35
Miroslav Satan	33
Craig Ramsay	32
Rene Robert	32
Donald Audette/Don Luce/Derek Roy	30

HAT TRICKS	
PLAYER	TOTAL
Rick Martin	21
Gilbert Perreault	18
Danny Gare	10
Alexander Mogilny	10
Dave Andreychuk	9
Thomas Vanek	8
Pat LaFontaine	6
Miroslav Satan	6
Drew Stafford	6
Mike Foligno/Rene Robert	5

GOALS	
PLAYER	TOTAL
Gilbert Perreault	512
Rick Martin	382
Dave Andreychuk	368
Danny Gare	267
Thomas Vanek	254
Craig Ramsay	252
Mike Foligno	247
Miroslav Satan	224
Rene Robert	222
Jason Pominville	217

LASTING-LEAD GOALS	
PLAYER	TOTAL
Gilbert Perreault	72
Rick Martin	53
Dave Andreychuk	49
Thomas Vanek	40
Craig Ramsay	36
Danny Gare	35
Rene Robert	35
Miroslav Satan	33
Alexander Mogilny	30
Jim Lorentz	29

SHUTOUTS	
PLAYER	TOTAL
Dominik Hasek	55
Ryan Miller	28
Martin Biron	18
Don Edwards	14
Tom Barrasso	13
Roger Crozier	10
Bob Sauve	7
Robin Lehner	6
Gerry Desjardins/Dave Dryden/Daren Puppa	5

ASSISTS	
PLAYER	TOTAL
Gilbert Perreault	814
Dave Andreychuk	436
Craig Ramsay	420
Phil Housley	380
Rene Robert	330
Rick Martin	313
Don Luce	310
Jason Pominville	304
Dale Hawerchuk	275
Derek Roy	266

POWER-PLAY GOALS	
PLAYER	TOTAL
Dave Andreychuk	161
Gilbert Perreault	134
Rick Martin	114
Thomas Vanek	106
Alexander Mogilny	78
Miroslav Satan	74
Danny Gare	66
Pat LaFontaine	66
Donald Audette	65
Mike Foligno	62

GOALTENDER GAMES	
PLAYER	TOTAL
Ryan Miller	540
Dominik Hasek	491
Don Edwards	307
Martin Biron	300
Tom Barrasso	266
Bob Sauve	246
Daren Puppa	215
Roger Crozier	202
Jacques Cloutier	144
Robin Lehner	133

POINTS	
PLAYER	TOTAL
Gilbert Perreault	1,326
Dave Andreychuk	804
Rick Martin	695
Craig Ramsay	672
Phil Housley	558
Rene Robert	552
Don Luce	526
Jason Pominville	521
Mike Foligno	511
Danny Gare	500

SHORTHANDED GOALS	
PLAYER	TOTAL
Craig Ramsay	27
Don Luce	25
Miroslav Satan	15
Michael Peca	14
Wayne Presley	11
Jason Pominville	10
Curtis Brown	9
Ric Seiling	9
Six Players Tied	8

GOALTENDER WINS	
PLAYER	TOTAL
Ryan Miller	284
Dominik Hasek	234
Don Edwards	156
Martin Biron	134
Tom Barrasso	124
Bob Sauve	119
Daren Puppa	96
Roger Crozier	74
Gerry Desjardins	66
Jacques Cloutier	50

PENALTY MINUTES	
PLAYER	TOTAL
Rob Ray	3,189
Mike Foligno	1,448
Larry Playfair	1,392
Brad May	1,323
Matthew Barnaby	1,248
Lindy Ruff	1,128
Jim Schoenfeld	1,025
Mike Ramsey	924
Mike Hartman	890
Jerry Korab	870

SHOTS	
PLAYER	TOTAL
Gilbert Perreault	3,077
Rick Martin	2,515
Dave Andreychuk	2,342
Jason Pominville	1,908
Danny Gare	1,779
Don Luce	1,774
Rene Robert	1,754
Thomas Vanek	1,685
Craig Ramsay	1,617
Jochen Hecht	1,602

GOALTENDER MINUTES	
PLAYER	TOTAL
Ryan Miller	31,661
Dominik Hasek	28,664
Don Edwards	17,942
Martin Biron	16,773
Tom Barrasso	15,418
Bob Sauve	14,041
Daren Puppa	11,760
Roger Crozier	10,966
Robin Lehner	7,422
Jacques Cloutier	7,419



SABRES SINGLE-SEASON LEADERS

RECORD BOOK

2020 - 2021

MOST GOALS IN A SEASON

76.....	Alexander Mogilny (1992-93)
56.....	Danny Gare (1979-80)
53.....	Pat LaFontaine (1992-93)
52.....	Rick Martin (1973-74)
52.....	Rick Martin (1974-75)
50.....	Danny Gare (1975-76)
49.....	Rick Martin (1975-76)
46.....	Danny Gare (1980-81)
46.....	Pat LaFontaine (1991-92)
45.....	Rick Martin (1979-80)

MOST ASSISTS IN A SEASON

95.....	Pat LaFontaine (1992-93)
80.....	Dale Hawerchuk (1992-93)
75.....	Dale Hawerchuk (1991-92)
69.....	Gilbert Perreault (1975-76)
66.....	Gilbert Perreault (1979-80)
66.....	Pierre Turgeon (1989-90)
63.....	Daniel Briere (2006-07)
60.....	Phil Housley (1989-90)
60.....	Gilbert Perreault (1972-73)
60.....	Rene Robert (1974-75)

MOST POINTS IN A SEASON

148.....	Pat LaFontaine (1992-93)
127.....	Alexander Mogilny (1992-93)
113.....	Gilbert Perreault (1975-76)
106.....	Gilbert Perreault (1979-80)
106.....	Pierre Turgeon (1989-90)
100.....	Rene Robert (1974-75)
98.....	Dale Hawerchuk (1991-92)
96.....	Dale Hawerchuk (1992-93)
96.....	Gilbert Perreault (1974-75)
95.....	Daniel Briere (2006-07)/Rick Martin (1974-75)/ Gilbert Perreault (1976-77)

BEST PLUS/MINUS IN A SEASON (40 GP)

+61.....	Don Luce (1974-75)
+60.....	Jim Schoenfeld (1979-80)
+51.....	Craig Ramsay (1974-75)
+48.....	Danny Gare (1979-80)
+47.....	Jocelyn Guevremont (1975-76)
+47.....	Thomas Vanek (2006-07)
+44.....	Bill Hajt (1974-75)
+44.....	Craig Ramsay (1975-76)
+41.....	Bill Hajt (1975-16)
+41.....	Jerry Korab (1974-75)

MOST SHOTS IN A SEASON

360.....	Alexander Mogilny (1992-93)
337.....	Dave Andreychuk (1991-92)
327.....	Rick Martin (1975-76)
311.....	Rick Martin (1973-74)
306.....	Pat LaFontaine (1992-93)
303.....	Danny Gare (1975-76)
303.....	Jack Eichel (2018-19)
299.....	Rick Martin (1972-73)
297.....	Rick Martin (1974-75)
273.....	Rene Robert (1975-76)

MOST POWER-PLAY GOALS IN A SEASON

28.....	Dave Andreychuk (1991-92)
27.....	Alexander Mogilny (1992-93)
23.....	Pat LaFontaine (1991-92)
21.....	Rick Martin (1974-75)
20.....	Dave Andreychuk (1992-93)
20.....	Pat LaFontaine (1992-93)
20.....	Thomas Vanek (2008-09)
19.....	Rick Martin (1971-72)
19.....	Pierre Turgeon (1988-89)
19.....	Thomas Vanek (2007-08)

MOST SHORTHANDED GOALS IN A SEASON

8.....	Don Luce (1974-75)
7.....	Craig Ramsay (1974-75)
6.....	Michael Peca (1996-97)
5.....	Michael Peca (1997-98)
5.....	Wayne Presley (1993-94)
5.....	Wayne Presley (1994-95)
5.....	Craig Ramsay (1977-78)
5.....	Miroslav Satan (2001-02)
4.....	Curtis Brown (2002-03)/Don Luce (1980-81)/ Dave Snuggerrud (1990-91)

MOST GAME-WINNING GOALS IN A SEASON

11.....	Danny Gare (1979-80)
11.....	Alexander Mogilny (1992-93)
10.....	Pierre Turgeon (1989-90)
9.....	Chris Drury (2006-07)
9.....	Jack Eichel (2019-20)
9.....	Danny Gare (1975-76)
9.....	Gilbert Perreault (1976-77)
9.....	Derek Roy (2008-09)
9.....	Thomas Vanek (2007-08)
8.....	Michael Peca (1998-99)/Gilbert Perreault (1974-75)

MOST LASTING-LEAD GOALS IN A SEASON

12.....	Alexander Mogilny (1992-93)
11.....	Rick Martin (1974-75)
11.....	Rick Martin (1975-76)
10.....	Pat LaFontaine (1995-96)
9.....	Danny Gare (1980-81)
9.....	Ray Sheppard (1987-88)
9.....	Thomas Vanek (2007-08)
8.....	Eight players tied

MOST GAME-TYING GOALS IN A SEASON

6.....	Danny Gare (1977-78)
4.....	Danny Gare (1975-76)
4.....	Danny Gare (1978-79)
4.....	Rick Martin (1971-72)
3.....	Several players tied



SABRES SINGLE-SEASON LEADERS RECORD BOOK

2020 - 2021

BEST SHOOTING PERCENTAGE (50+ GP)

24.2	Mikko Makela (1990-91)
24.2	Peter McNab (1974-75)
23.1	Yvon Lambert (1981-82)
23.0	Craig Ramsay (1978-79)
22.9	Kevin Maguire (1988-89)
22.7	Pat LaFontaine (1991-92)
22.2	Gilbert Perreault (1979-80)
22.0	Ray Sheppard (1987-88)
21.8	Craig Ramsay (1980-81)
21.4	Ric Seiling (1980-81)

MOST PENALTY MINUTES IN A SEASON

354	Rob Ray (1991-92)
350	Rob Ray (1990-91)
335	Matthew Barnaby (1995-96)
316	Mike Hartman (1988-89)
309	Brad May (1991-92)
305	Gord Donnelly (1991-92)
295	Brad May (1995-96)
289	Matthew Barnaby (1997-98)
287	Rob Ray (1995-96)
286	Rob Ray (1996-97)

MOST HAT TRICKS IN A SEASON

7	Rick Martin (1975-76)
7	Alexander Mogilny (1992-93)
4	Pat LaFontaine (1991-92)
4	Rick Martin (1973-74)
4	Gilbert Perreault (1977-78)
4	Drew Stafford (2010-11)
4	Thomas Vanek (2007-08)
3	Dave Andreychuk (1987-88)
3	Danny Gare (1975-76)
3	Gilbert Perreault (1974-75)/ Rene Robert (1976-77)/ Eddie Shack (1970-71)

MOST GAMES BY A GOALTENDER

76	Ryan Miller (2007-08)
72	Martin Biron (2001-02)
72	Don Edwards (1977-78)
72	Dominik Hasek (1997-98)
69	Ryan Miller (2009-10)
67	Dominik Hasek (1996-97)
67	Dominik Hasek (2000-01)
66	Ryan Miller (2010-11)
64	Dominik Hasek (1998-99)
63	Roger Crozier (1971-72)/Ryan Miller (2006-07)

LOWEST GOALS-AGAINST AVG. (25+ GP)

1.87	Dominik Hasek (1998-99)
1.95	Dominik Hasek (1993-94)
2.09	Dominik Hasek (1997-98)
2.11	Dominik Hasek (2000-01)
2.11	Dominik Hasek (1994-95)
2.21	Dominik Hasek (1999-00)
2.22	Martin Biron (2001-02)
2.22	Ryan Miller (2009-10)
2.27	Dominik Hasek (1996-97)
2.36	Chad Johnson (2015-16)

MOST MINUTES BY A GOALTENDER

4,474	Ryan Miller (2007-08)
4,220	Dominik Hasek (1997-98)
4,206	Don Edwards (1977-78)
4,085	Martin Biron (2001-02)
4,047	Ryan Miller (2009-10)
4,037	Dominik Hasek (1996-97)
3,904	Dominik Hasek (2000-01)
3,829	Ryan Miller (2010-11)
3,817	Dominik Hasek (1998-99)
3,692	Ryan Miller (2006-07)

MOST WINS BY A GOALTENDER

41	Ryan Miller (2009-10)
40	Ryan Miller (2006-07)
38	Don Edwards (1977-78)
37	Dominik Hasek (1996-97)
37	Dominik Hasek (2000-01)
36	Ryan Miller (2007-08)
34	Ryan Miller (2008-09)
34	Ryan Miller (2010-11)
33	Dominik Hasek (1997-98)
31	Martin Biron (2001-02)/Gerry Desjardins (1976-77)/ Ryan Miller (2011-12)/Daren Puppa (1989-90)

MOST LOSSES BY A GOALTENDER

34	Roger Crozier (1971-72)
30	Dominik Hasek (1995-96)
28	Martin Biron (2001-02)
28	Martin Biron (2002-03)
27	Ryan Miller (2007-08)
26	Robin Lehner (2016-17)
26	Robin Lehner (2017-18)
25	Carter Hutton (2018-19)
24	Tom Barrasso (1985-86)
24	Dominik Hasek (2000-01)

BEST SAVE PERCENTAGE (25+ GP)

.937	Dominik Hasek (1998-99)
.932	Dominik Hasek (1997-98)
.930	Dominik Hasek (1994-95)
.930	Dominik Hasek (1993-94)
.930	Dominik Hasek (1996-97)
.929	Ryan Miller (2009-10)
.923	Ryan Miller (2013-14)
.923	Anders Nilsson (2016-17)
.921	Dominik Hasek (2000-01)
.920	Robin Lehner (2016-17)

MOST SHOTS FACED BY A GOALTENDER

2,197	Roger Crozier (1971-72)
2,177	Dominik Hasek (1996-97)
2,149	Dominik Hasek (1997-98)
2,104	Ryan Miller (2007-08)
2,098	Ryan Miller (2009-10)
2,011	Dominik Hasek (1995-96)
1,970	Don Edwards (1977-78)
1,964	Ryan Miller (2010-11)
1,910	Robin Lehner (2016-17)
1,886	Ryan Miller (2006-07)



SABRES SINGLE-SEASON LEADERS RECORD BOOK

2020 - 2021

MOST GOALS BY A DEFENSEMAN

31.....	Phil Housley (1983-84)
29.....	Phil Housley (1987-88)
26.....	Phil Housley (1988-89)
21.....	Phil Housley (1986-87)
21.....	Phil Housley (1989-90)
19.....	Phil Housley (1982-83)
18.....	John Van Boxmeer (1980-81)
16.....	Phil Housley (1984-85)
15.....	Phil Housley (1985-86)
15.....	Alexei Zhitnik (1997-98)

MOST ASSISTS BY A DEFENSEMAN

60.....	Phil Housley (1989-90)
54.....	John Van Boxmeer (1981-82)
53.....	Phil Housley (1984-85)
51.....	John Van Boxmeer (1980-81)
47.....	Phil Housley (1982-83)
47.....	Phil Housley (1985-86)
46.....	Phil Housley (1983-84)
46.....	Phil Housley (1986-87)
45.....	Doug Bodger (1992-93)
44.....	Garry Galley (1995-96)/Phil Housley (1988-89)/ Jerry Korab (1974-75)

MOST POINTS BY A DEFENSEMAN

81.....	Phil Housley (1989-90)
77.....	Phil Housley (1983-84)
70.....	Phil Housley (1988-89)
69.....	Phil Housley (1984-85)
69.....	John Van Boxmeer (1980-81)
68.....	John Van Boxmeer (1981-82)
67.....	Phil Housley (1986-87)
66.....	Phil Housley (1982-83)
66.....	Phil Housley (1987-88)
62.....	Phil Housley (1985-86)

MOST GOALS BY A ROOKIE

44.....	Rick Martin (1971-72)
38.....	Gilbert Perreault (1970-71)
38.....	Ray Sheppard (1987-88)
31.....	Donald Audette (1991-92)
31.....	Danny Gare (1974-75)
25.....	Thomas Vanek (2005-06)
24.....	Jack Eichel (2015-16)
23.....	Sam Reinhart (2015-16)
22.....	Peter McNab (1974-75)/Christian Ruuttu (1986-87)/ John Tucker (1984-85)

MOST ASSISTS BY A ROOKIE

47.....	Phil Housley (1982-83)
43.....	Christian Ruuttu (1986-87)
38.....	Calle Johansson (1987-88)
37.....	Tyler Myers (2009-10)
36.....	J.F. Sauve (1981-82)
35.....	Rasmus Dahlin (2018-19)
35.....	Derek Plante (1993-94)
34.....	Gilbert Perreault (1970-71)
32.....	Jack Eichel (2015-16)
31.....	Danny Gare (1974-75)

MOST POINTS BY A ROOKIE

74.....	Rick Martin (1971-72)
72.....	Gilbert Perreault (1970-71)
66.....	Phil Housley (1982-83)
65.....	Christian Ruuttu (1986-87)
65.....	Ray Sheppard (1987-88)
62.....	Danny Gare (1974-75)
56.....	Jack Eichel (2015-16)
56.....	Derek Plante (1993-94)
55.....	J.F. Sauve (1981-82)
49.....	Tyler Ennis (2010-11)/John Tucker (1984-85)

MOST PENALTY MINUTES BY A ROOKIE

309.....	Brad May (1991-92)
178.....	Jim Schoenfeld (1972-73)
168.....	Doug Barrie (1970-71)
162.....	Kevin Maguire (1987-88)
151.....	Andrew Peters (2003-04)
120.....	Benoit Hogue (1988-89)
115.....	Bob Halkidis (1985-86)
108.....	Steve Dykstra (1985-86)
106.....	Matthew Barnaby (1993-94)
104.....	Bob Boughner (1995-96)



SABRES SINGLE-GAME TEAM RECORDS

RECORD BOOK

2020 - 2021

GAME RESULTS

GREATEST MARGIN

Winning	12	(14-2 win 12-21-75 vs. Washington)
Losing	9	(11-2 loss 11-7-70 at Montreal)
		(9-0 loss 3-13-71 at St. Louis)
		(9-0 loss 10-10-81 at Montreal)
		(9-0 loss 12-22-87 at Boston)
		(9-0 loss 11-5-88 at Calgary)
		(9-0 loss 12-6-88 at Hartford)

TIE SCORE

Highest	8-8	(1-15-92 at New Jersey)
Lowest	0-0	(11-9-72 vs. California)
		(10-31-79 at Chicago)
		(2-5-83 at Quebec)
		(10-15-86 vs. Montreal)
		(11-2-96 at Colorado)
		(12-23-96 at New Jersey)
		(10-27-98 at NY Rangers)
		(12-8-99 vs. Ottawa)
		(1-13-00 at Boston)
		(1-21-03 vs. Pittsburgh)

SCORING

MOST GOALS

For	14	(14-2 win 12-21-75 vs. Washington)
		(14-4 win 3-19-81 vs. Toronto)
Against	11	(11-2 loss 11-7-70 at Montreal)
Combined	18	(14-4 win 3-19-81 vs. Toronto)

MOST GOALS IN ONE PERIOD

For	9	(3-19-81 vs. Toronto)
Allowed	7	(11-7-70 at Montreal)
Combined	12	(3-19-81 vs. Toronto, Buffalo 9 and Toronto 3)

MOST BUFFALO POINTS

Game	40	(12-21-75 vs. Washington)
Period	23	(12-21-75 vs. Washington)
		(3-19-81 vs. Toronto)

MOST POINTS IN ONE PERIOD

Combined	31	(3-19-81 vs. Toronto, Buffalo 23 and Toronto 8)
-----------------	----	---

FASTEST TWO GOALS

For	:04	(Lee Fogolin and Don Luce, 10-17-74 vs. California)
Against	:07	(Jim Moxey and Wayne Merrick, 2-1-76 at California)
		(Marcel Dionne and Hartland Monahan, 1-11-78 vs. Los Angeles)
		(Larry DePalma and Dave Snuggerud, 11-5-92 at San Jose)
		(Ryan Carter and Nino Niederreiter, 11-13-14 at Minnesota)
Combined	:04	(Marian Stastny/QUE and Dale McCourt/BUF, 1-2-82 at Quebec)

FASTEST THREE GOALS

For	:39	(Pat LaFontaine, Wayne Presley and Donald Audette, 3-22-92 at Chicago)
Against	:34	(Danny Gare [2x] and Bob Manno, 10-26-84 at Detroit)
Combined	:17	(Ryan Carter/MIN, Nino Niederreiter/MIN and Zemgus Girgensons/BUF, 11-13-14 at Minnesota)

SCORING

FASTEST TWO GOALS BY ONE PLAYER

For	:05	(Nathan Gerbe, 1-21-11 vs. NY Islanders)
Against	:10	(Darryl Sittler, 2-19-72 at Toronto)

FASTEST THREE GOALS BY ONE PLAYER

For	3:49	(Don Luce, 12-22-74 at Washington)
Against	4:55	(Rick Kehoe, 3-10-76 at Pittsburgh)

FASTEST GOAL FROM OPENING FACEOFF

For	:05	(Alexander Mogilny, 12-21-91 vs. Toronto)
Against	:09	(Yvon Cournoyer, 12-22-73 at Montreal)
		(Jim Wiemer, 3-27-85 vs. NY Rangers)

FASTEST BUFFALO GOALS FROM START OF PERIOD

One Goal	:05	(Alexander Mogilny, 12-21-91 vs. Toronto)
Two Goals	:31	(Rene Robert and Rick Martin, 1-10-74 at NY Rangers)

SHOTS ON GOAL

SABRES SHOTS

Most	58	(2-2-75 vs. Kansas City)
Fewest	10	(10-28-14 at Toronto)
		(2-8-15 vs. NY Islanders)

OPPONENT SHOTS

Most	72	(12-10-70 at Boston)
Fewest	8	(3-21-76 vs. Kansas City)

SABRES AND OPPONENTS SHOTS COMBINED

Most	100	(12-10-70 vs. Boston)
Fewest	33	(10-15-83 vs. Boston)

GREATEST MARGIN OF SHOTS FAVORING

Sabres	37	(3-3-82 vs. Hartford, 52-15)
Opponent	44	(12-10-70 at Boston, 72-28)

SABRES SHOTS IN ONE PERIOD

Most	26	(2-25-78 vs. Cleveland)
Fewest	0	(2-19-81 at Montreal)
		(1-16-99 at Ottawa)
		(10-7-11 vs. Anaheim)

SHOTS ALLOWED IN ONE PERIOD

Most	30	(12-10-70 at Boston)
Fewest	0	(3-21-76 vs. Kansas City)

SABRES AND OPPONENTS SHOTS COMBINED IN ONE PERIOD

Most	41	(2-2-75 vs. Kansas City)
Fewest	5	(3-14-72 vs. Minnesota)
		(12-23-72 vs. Los Angeles)
		(1-13-74 vs. St. Louis)
		(3-17-02 at Florida)
		(11-5-15 vs. Tampa Bay)

MOST SHOTS IN OVERTIME PERIOD

Sabres	9	(2-1-00 vs. Anaheim)
Opponent	10	(2-16-96 vs. New Jersey)
Combined	14	(12-8-17 at Chicago)

PENALTY MINUTES

MOST PENALTY MINUTES

Sabres	188	(3-31-92 at Minnesota)
Opponent	172	(3-31-92 at Minnesota)
Combined	360	(3-31-92 at Minnesota)



SABRES INDIVIDUAL RECORDS RECORD BOOK

2020 - 2021

SERVICE

MOST SEASONS

Career 17 Gilbert Perreault (1970-71 to 1986-87)

MOST GAMES PLAYED OVERALL

Career 1,191 Gilbert Perreault (1970-71 to 1986-87)
Season 84 Pat LaFontaine (1992-93)
Brad May (1993-94)
Richard Smehlik (1993-94)
Randy Wood (1993-94)

MOST CONSECUTIVE GAMES PLAYED

Career 776 Craig Ramsay (3-27-73 to 2-10-83)

MOST GAMES PLAYED BY LEFT WING

Career 1,070 Craig Ramsay (1971-72 to 1984-85)
Season 84 Brad May (1993-94)
Randy Wood (1993-94)

MOST GAMES PLAYED BY CENTER

Career 1,191 Gilbert Perreault (1970-71 to 1986-87)
Season 84 Pat LaFontaine (1992-93)

MOST GAMES PLAYED BY RIGHT WING

Career 889 Rob Ray (1989-90 to 2002-03)
Season 82 Several Players Tied

MOST GAMES PLAYED BY DEFENSEMAN

Career 911 Mike Ramsey (1979-80 to 1992-93)
Season 84 Richard Smehlik (1993-94)

GOALS

MOST GOALS OVERALL

Career 512 Gilbert Perreault (1970-71 to 1986-87)
Season 76 Alexander Mogilny (1992-93)
Game 5 Dave Andreychuk (2-6-86 at Boston)

MOST CONSECUTIVE GOAL-SCORING GAMES

Season 8 Alexander Mogilny (12-15-92 to 1-3-93)
Mike Foligno (12-28-84 to 1-12-85)
Miroslav Satan (12-19-98 to 1-2-99)

MOST GOALS BY LEFT WING

Career 382 Rick Martin (1971-72 to 1980-81)
Season 52 Rick Martin (1973-74 and 1974-75)
Game 5 Dave Andreychuk (2-6-86 at Boston)

MOST GOALS BY CENTER

Career 512 Gilbert Perreault (1970-71 to 1986-87)
Season 53 Pat LaFontaine (1992-93)
Game 4 Jack Eichel (11-16-19 vs. Ottawa)

MOST GOALS BY RIGHT WING

Career 267 Danny Gare (1974-75 to 1981-82)
Season 76 Alexander Mogilny (1992-93)
Game 4 Alexander Mogilny (2-10-93 at Winnipeg and 2-24-93 vs. Detroit)
Miroslav Satan (2-16-04 vs. Atlanta)

MOST GOALS BY DEFENSEMAN

Career 156 Phil Housley (1982-83 to 1989-90)
Season 29 Phil Housley (1987-88)

GOALS

MOST GOALS BY DEFENSEMAN

Game 3 Jerry Korab (11-19-78 vs. Minnesota)
Jim Schoenfeld (3-13-81 at Winnipeg)
John Van Boxmeer (11-7-81 at NY Islanders)
Phil Housley (1-23-83 vs. Winnipeg and 1-22-88 vs. New Jersey)
Hannu Virta (3-19-83 at Montreal)
Rasmus Ristolainen (12-10-15 at Calgary)

MOST HAT TRICKS

Career 21 Rick Martin (1971-72 to 1980-81)
Season 7 Rick Martin (1975-76)
Alexander Mogilny (1992-93)

MOST 4-OR-MORE GOAL GAMES

Career 4 Rick Martin (1971-72 to 1980-81)
Season 2 Alexander Mogilny (1992-93)

MOST GAME-WINNING GOALS

Career 81 Gilbert Perreault (1970-71 to 1986-87)
Season 11 Danny Gare (1979-80)
Alexander Mogilny (1992-93)

20-GOAL SEASON

MOST 20-GOAL SEASONS

Career 15 Gilbert Perreault (1970-71 to 1972-73; 1974-75 to 1985-86)

MOST CONSECUTIVE 20-GOAL SEASONS

Career 12 Gilbert Perreault (1974-75 to 1985-86)

30-GOAL SEASON

MOST 30-GOAL SEASONS

Career 10 Gilbert Perreault (1970-71; 1974-75 to 1977-78; 1979-80; 1981-82 to 1984-85)

MOST CONSECUTIVE 30-GOAL SEASONS

Career 6 Rick Martin (1971-72 to 1976-77)

40-GOAL SEASON

MOST 40-GOAL SEASONS

Career 5 Rick Martin (1971-72; 1973-74 to 1975-76; 1979-80)

MOST CONSECUTIVE 40-GOAL SEASONS

Career 3 Rick Martin (1973-74 to 1975-76)

50-GOAL SEASON

MOST 50-GOAL SEASONS

Career 2 Danny Gare (1975-76 and 1979-80)
Rick Martin (1973-74 to 1974-75)

MOST CONSECUTIVE 50-GOAL SEASONS

Career 2 Rick Martin (1973-74 to 1974-75)

ASSISTS

MOST ASSISTS OVERALL

Career 814 Gilbert Perreault (1970-71 to 1986-87)
Season 95 Pat LaFontaine (1992-93)
Game 5 Gilbert Perreault (2-1-76 at California; 3-9-80 vs. St. Louis; 1-4-84 vs. Winnipeg)
Dale Hawerchuk (1-15-92 at New Jersey)
Pat LaFontaine (3-19-92 at Los Angeles; 12-31-92 vs. NY Rangers; 2-10-93 at Winnipeg)
Jack Eichel (3-31-18 vs. Nashville)

MOST CONSECUTIVE ASSIST-SCORING GAMES

Season 11 Gilbert Perreault (12-23-84 to 1-13-85)



SABRES INDIVIDUAL RECORDS RECORD BOOK

2020 - 2021

ASSISTS

MOST ASSISTS BY LEFT WING

Career	436	Dave Andreychuk (1982-83 to 1992-93; 2000-01)
Season	51	Dave Andreychuk (1985-86)
Game	5	Dale Hawerchuk (1-15-92 at New Jersey)

MOST ASSISTS BY CENTER

Career	814	Gilbert Perreault (1970-71 to 1986-87)
Season	95	Pat LaFontaine (1992-93)
Game	5	Gilbert Perreault (2-1-76 at California; 3-9-80 vs. St. Louis; 1-4-84 vs. Winnipeg) Pat LaFontaine (3-19-92 at Los Angeles; 12-31-92 vs. NY Rangers; 2-10-93 at Winnipeg) Jack Eichel (3-31-18 vs. Nashville)

MOST ASSISTS BY RIGHT WING

Career	330	Rene Robert (1971-72 to 1978-79)
Season	60	Rene Robert (1974-75)
Game	4	Several times. Last: Maxim Afinogenov (10-17-2006 vs. Philadelphia)

MOST ASSISTS BY DEFENSEMAN

Career	334	Phil Housley (1982-83 to 1989-90)
Season	60	Phil Housley (1989-90)
Game	4	Bill Hajt (11-13-76 vs. NY Rangers) Phil Housley (12-23-89 at Quebec) Brian Campbell (10-13-07 vs. Washington) Toni Lydman (2-27-08 vs. Nashville)

POINTS

MOST POINTS OVERALL

Career	1,326	Gilbert Perreault (1970-71 to 1986-87)
Season	148	Pat LaFontaine (1992-93)
Game	7	Gilbert Perreault (2-1-76 at California)

MOST CONSECUTIVE POINT-SCORING GAMES

Season	18	Gilbert Perreault (10-24-71 to 12-4-71) Jack Eichel (11-16-19 to 12-21-19)
---------------	----	---

MOST POINTS BY LEFT WING

Career	804	Dave Andreychuk (1982-83 to 1992-93; 2000-01)
Season	95	Rick Martin (1974-75)
Game	6	Dave Andreychuk (2-6-86 at Boston)

MOST POINTS BY CENTER

Career	1,326	Gilbert Perreault (1970-71 to 1986-87)
Season	148	Pat LaFontaine (1992-93)
Game	7	Gilbert Perreault (2-1-76 at California)

MOST POINTS BY RIGHT WING

Career	552	Rene Robert (1971-72 to 1978-79)
Season	127	Alexander Mogilny (1992-93)
Game	6	Jim Lorentz (12-6-73 vs. NY Rangers)

MOST POINTS BY DEFENSEMAN

Career	490	Phil Housley (1982-83 to 1989-90)
Season	81	Phil Housley (1989-90)
Game	5	John Van Boxmeer (11-7-81 at NY Islanders) Phil Housley (12-23-89 at Quebec)

PENALTY MINUTES

MOST PENALTY MINUTES OVERALL

Career	3,097	Rob Ray (1989-90 to 2001-02)
Season	354	Rob Ray (1991-92)
Game	39	Reg Fleming (10-18-70 vs. Pittsburgh)

PENALTY MINUTES

MOST PENALTY MINUTES BY LEFT WING

Career	1,746	Rob Ray (1989-90 to 1995-96)
Season	354	Rob Ray (1991-92)

MOST PENALTY MINUTES BY CENTER

Career	500	Gilbert Perreault (1970-71 to 1986-87)
Season	120	Benoit Hogue (1988-89)

MOST PENALTY MINUTES BY RIGHT WING

Career	1,450	Mike Foligno (1981-82 to 1990-91)
Season	335	Matthew Barnaby (1995-96)

MOST PENALTY MINUTES BY DEFENSEMAN

Career	1,392	Larry Playfair (1978-79 to 1985-86; 1988-89 to 1989-90)
Season	258	Larry Playfair (1981-82)

SHOTS ON GOAL

MOST SHOTS ON GOAL OVERALL

Career	3,077	Gilbert Perreault (1970-71 to 1986-87)
Season	360	Alexander Mogilny (1992-93)
Game	12	Rene Robert (4-1-76 vs. Boston) Jim Schoenfeld (12-10-78 vs. Toronto) Mike Foligno (3-3-82 vs. Hartford) Ken Priestlay (3-4-88 vs. NY Rangers) Dave Andreychuk (11-13-92 vs. Hartford) Alexander Mogilny (3-16-93 at St. Louis)

HIGHEST SHOOTING PERCENTAGE

Season (50+ Games)	24.2	Mikko Makela (1990-91)
Career (50+ Goals)	18.9	John Tucker (1983-84 to 1990-91)

PLUS/MINUS

HIGHEST PLUS/MINUS RATING

Career	+324	Craig Ramsay (1971-72 to 1984-85)
Season	+61	Don Luce (1974-75)

SPECIAL TEAMS

MOST POWER-PLAY GOALS

Career	161	Dave Andreychuk (1982-83 to 1992-93; 2000-01)
Season	28	Dave Andreychuk (1991-92)
Game	4	Dave Andreychuk (3-19-92 at Los Angeles)

MOST SHORTHANDED GOALS

Career	27	Craig Ramsay (1971-72 to 1984-85)
Season	8	Don Luce (1974-75)
Game	2	Don Luce (12-22-74 at Washington) Bob Sweeney (4-1-95 at NY Islanders) Michael Peca (12-31-97 vs. Ottawa) Alexei Zhitnik (3-19-98 vs. Florida)

ROOKIE RECORDS

MOST GOALS BY ROOKIE

Season	44	Rick Martin (1971-72)
---------------	----	-----------------------

MOST ASSISTS BY ROOKIE

Season	47	Phil Housley (1982-83)
---------------	----	------------------------

MOST POINTS BY ROOKIE

Season	74	Rick Martin (1971-72)
---------------	----	-----------------------

MOST PENALTY MINUTES BY ROOKIE

Season	309	Brad May (1991-92)
---------------	-----	--------------------

FASTEST GOAL BY ROOKIE FROM START OF FIRST NHL GAME

Game	:18	(Danny Gare, 10-10-74 vs. Boston)
-------------	-----	-----------------------------------



SABRES INDIVIDUAL RECORDS

RECORD BOOK

2020 - 2021

GOALTENDERS

MOST GAMES PLAYED

Career 540 Ryan Miller (2002-03 to 2013-14)
Season 76 Ryan Miller (2007-08)

MOST WINS

Career 284 Ryan Miller (2002-03 to 2013-14)
Season 41 Ryan Miller (2009-10)

MOST LOSSES

Career 186 Ryan Miller (2002-03 to 2013-14)
Season 34 Roger Crozier (1971-72)

MOST MINUTES PLAYED

Career 31,661 Ryan Miller (2002-03 to 2013-14)
Season 4,474 Ryan Miller (2007-08)

LOWEST GOALS-AGAINST AVERAGE

Career 2.22 Dominik Hasek (1992-93 to 2000-01)
Season 1.87 Dominik Hasek (1998-99)

SAVES IN COMPLETE GAME

Most 64 Joe Daley (12-10-70 at Boston)
Fewest 7 Roger Crozier (10-19-75 vs. Washington)
Al Smith (3-21-76 vs. Kansas City)

MOST SHUTOUTS

Career 55 Dominik Hasek (1992-93 to 2000-01)
Season 13 Dominik Hasek (1997-98)

LONGEST SHUTOUT SEQUENCE

Season 221:58 Martin Biron (4:22 of 3rd period at San Jose
1-16-03 to 0:46 of 2nd period at Ottawa
1-25-03)

SAVES IN SHUTOUT

Most 47 Carter Hutton (10-17-19 at Los Angeles)
Fewest 14 Gary Bromley (12-8-74 vs. Minnesota)
Don Edwards (12-10-79 vs. Detroit)
Tom Barrasso (12-28-84 vs. Winnipeg;
1-19-85 at Hartford; 4-5-87 vs. Hartford)

MOST PENALTY MINUTES

Career 182 Tom Barrasso (1983-84 to 1988-89)
Season 50 Tom Barrasso (1987-88)

MOST ASSISTS

Career 17 Tom Barrasso (1983-84 to 1988-89)
Season 6 Tom Barrasso (1984-85)
Game 2 Daren Puppa (12-28-88 vs. Detroit and
1-14-91 at Toronto)
Ryan Miller (2-25-14 vs. Carolina)



ALL-TIME INDIVIDUAL SCORING REGULAR SEASON

RECORD BOOK

2020-2021

A

PLAYER (SEASONS)	GP	G	A	PTS	PIM	UNIF. NO.
Adam, Luke (2010-11—2013-14)	87	15	11	26	32	72
Afinogenov, Maxim (1999-00—2008-09)	569	134	200	334	440	61
Ambroziak, Peter (1994-95)	12	0	1	1	0	12
Anderson, Ron (1970-71—1971-72)	111	14	16	30	63	16
Anderson, Shawn (1986-87—1989-90)	113	6	26	32	66	37
Andersson, Mikael (1985-86—1988-89)	99	4	33	37	18	14
Andrea, Paul (1970-71)	47	11	21	32	4	21
Andreychuk, Dave (1982-83—1992-93; 2000-01)	837	368	436	804	592	25, 29, 52
Antipin, Victor (2017-18)	47	0	10	10	18	93
Armia, Joel (2014-15)	1	0	0	0	0	33
Arniel, Scott (1986-87—1989-90)	295	64	74	138	243	9
Asplund, Rasmus (2019-20)	29	1	2	3	6	74
Astley, Mark (1993-94—1995-96)	75	4	19	23	92	21, 33
Atkinson, Steve (1970-71—1973-74)	255	49	47	96	96	19
Audette, Donald (1990-91—1997-98; 2000-01)	421	166	131	297	335	28, 45
Austin, Brady (2016-17)	5	0	0	0	4	67

B

PLAYER (SEASONS)	GP	G	A	PTS	PIM	UNIF. NO.
Bailey, Justin (2015-16—2017-18)	52	5	3	8	8	56, 95
Ball, Terry (1970-71—1971-72)	12	0	1	1	6	21, 28
Baptiste, Nicholas (2016-17—2017-18)	47	7	3	10	20	73, 13
Barnaby, Matthew (1992-93—1998-99)	317	47	79	126	1248	36
Barnes, Stu (1998-99—2002-03)	310	67	105	172	98	41
Barrasso, Tom (1983-84—1988-89)	266	0	17	17	182	30
Barrie, Doug (1970-71—1971-72)	102	6	28	34	213	5
Bartovic, Milan (2002-03—2003-04)	26	2	8	10	18	15
Beaulieu, Nathan (2017-18—2018-19)	89	4	12	16	68	82
Benoit, Andre (2014-15)	59	1	8	9	20	61
Berglund, Patrik (2018-19)	23	2	2	4	6	10
Bernier, Steve (2007-08)	17	3	6	9	2	56
Biron, Martin (1995-96; 1998-99—2006-07)	300	0	5	5	57	00, 43
Black, James (1993-94)	2	0	0	0	0	40
Blue, John (1995-96)	5	0	0	0	0	1
Bodger, Doug (1988-89—1995-96)	479	54	233	287	506	8
Bogosian, Zach (2014-15—2019-20)	243	13	54	67	234	47, 4
Boland, Mike (1978-79)	22	1	2	3	29	15
Botterill, Jason (2002-03—2003-04)	36	3	5	8	28	28
Boucher, Philippe (1992-93—1994-95)	65	7	16	23	43	24, 4
Boulton, Eric (2000-01—2003-04)	172	5	12	17	511	26
Boughner, Bob (1995-96—1997-98)	177	2	11	13	494	6, 46, 4
Boyes, Brad (2010-11—2011-12)	86	13	24	37	12	22
Breitenbach, Ken (1975-76—1976-77; 1978-79)	68	1	13	14	49	23, 26
Briere, Daniel (2002-03—2006-07)	225	92	138	230	219	48
Bromley, Gary (1973-74—1975-76)	63	0	4	4	4	24, 28, 29
Brown, Brad (2003-04)	13	0	2	2	12	4
Brown, Curtis (1994-95—2003-04)	542	109	143	252	288	37
Brown, Greg (1990-91; 1992-93)	49	1	3	4	41	15, 9
Butler, Chris (2008-09—2010-11)	155	5	31	36	66	34
Brennan, TJ (2011-12—2012-13)	21	2	0	2	12	33
Brydges, Paul (1986-87)	15	2	2	4	6	16
Burgdoerfer, Erik (2016-17)	2	0	0	0	0	46
Burridge, Randy (1995-96—1997-98)	159	39	60	99	50	12
Busniuk, Ron (1972-73—1973-74)	6	0	3	3	13	21, 24
Byers, Mike (1971-72)	46	9	7	16	12	12
Byron, Paul (2010-11)	8	1	1	2	2	24

C

PLAYER (SEASONS)	GP	G	A	PTS	PIM	UNIF. NO.
Campbell, Brian (1999-00—2007-08)	391	32	144	176	113	51
Card, Mike (2006-07)	4	0	0	0	0	33
Carney, Keith (1991-92—1993-94)	51	4	9	13	77	6, 26



ALL-TIME INDIVIDUAL SCORING REGULAR SEASON

RECORD BOOK

2020-2021

C

PLAYER (SEASONS)	GP	G	A	PTS	PIM	UNIF. NO.
Carrier, William (2016-17)	41	5	3	8	21	48
Carriere, Larry (1972-73—1974-75; 1977-78)	206	9	43	52	284	5, 23
Catenacci, Daniel (2015-16)	11	0	0	0	0	43
Ciavaglia, Peter (1991-92—1992-93)	5	0	0	0	0	12
Cloutier, Jacques (1981-82—1982-83; 1984-85—1988-89)	144	0	7	7	29	1, 29
Cloutier, Real (1983-84—1984-85)	82	24	36	60	25	8
Colaiacovo, Carlo (2015-16)	36	1	4	5	10	25
Conacher, Cory (2013-14)	19	3	3	6	16	88
Conklin, Ty (2006-07)	5	0	0	0	2	35
Conn, Rob (1995-96)	28	2	5	7	18	25
Connolly, Tim (2001-02—2010-11)	464	94	226	320	174	18, 19
Corkum, Bob (1989-90; 1991-92—1992-93; 2001-02)	106	10	9	19	73	19, 42, 29
Creighton, Adam (1983-84—1988-89)	172	40	60	100	196	15, 34, 38
Criscuolo, Kyle (2017-18)	9	0	0	0	4	51
Crozier, Roger (1970-71—1975-76)	202	0	3	3	24	1
Cunneyworth, Randy (1980-81—1981-82; 1998-99)	35	4	6	10	49	7, 19, 23, 17
Curran, Brian (1990-91—1991-92)	20	0	1	1	57	39, 41
Cyr, Paul (1982-83—1987-88)	343	85	111	196	454	8, 18

D

PLAYER (SEASONS)	GP	G	A	PTS	PIM	UNIF. NO.
D'Agostini, Matt (2013-14)	49	5	6	11	22	27
D'Amigo, Jerry (2014-15)	9	0	0	0	2	49
Dahlin, Rasmus (2018-19—2019-20)	141	13	71	84	72	26
Daley, Joe (1970-71)	38	0	1	1	12	30
Dalpe, Zac (2014-15)	21	1	2	3	4	20
Davis, Mal (1982-83—1985-86)	89	29	22	51	34	25, 29
Dawe, Jason (1993-94—1997-98)	290	79	79	158	132	17, 43
Dea, Jean-Sebastien (2019-20)	3	0	0	0	0	15
Deadmarsh, Butch (1970-71—1972-73)	56	2	2	4	39	8, 9, 16, 24
DeGray, Dale (1989-90)	6	0	0	0	6	28
Delmore, Andy (2003-04)	37	2	5	7	29	5
Desjardins, Gerry (1974-75—1977-78)	116	0	1	1	4	30
Deslauriers, Nicolas (2013-14—2016-17)	211	12	18	30	186	44
Donnelly, Gord (1991-92—1993-94)	134	5	11	16	557	34
Donnelly, Mike (1987-88—1989-90)	74	11	16	27	62	7, 16, 24
Draper, Tom (1991-92—1992-93)	37	0	3	3	4	35
Drury, Chris (2003-04—2006-07)	234	85	104	189	130	23
Dryden, Dave (1970-71—1973-74)	120	0	2	2	4	28, 30
Dudley, Rick (1972-73—1974-75; 1978-79—1980-81)	279	70	94	164	264	9, 17
Duff, Dick (1970-71—1971-72)	61	9	15	24	12	8, 20
Dumont, J-P (2000-01—2005-06)	362	102	121	223	218	17
Dunn, Richie (1977-78—1981-82; 1985-86—1988-89)	327	27	105	132	235	3, 21, 26, 29
Dykstra, Steve (1985-86—1987-88)	128	5	23	28	378	4, 42

E

PLAYER (SEASONS)	GP	G	A	PTS	PIM	UNIF. NO.
Eatough, Jeff (1981-82)	1	0	0	0	0	19
Edwards, Don (1976-77—1981-82)	307	0	11	11	32	1, 29
Ehrhoff, Christian (2011-12—2013-14)	192	16	71	87	119	10
Eichel, Jack (2015-16—2019-20)	354	137	200	337	136	15, 9
Elie, Remi (2018-19)	16	0	1	1	2	81
Eliot, Darren (1988-89)	2	0	0	0	0	34
Ellis, Matt (2008-09—2014-15)	286	18	23	41	57	37
Engblom, Brian (1985-86)	30	1	4	5	16	28
Ennis, Tyler (2009-10—2016-17)	419	97	139	236	168	63
Enroth, Jhonas (2009-10—2014-15)	118	0	0	0	2	1
Errey, Bob (1992-93)	8	1	3	4	4	12
Essensa, Bob (2001-02)	9	0	0	0	0	31
Evans, Chris (1971-72)	61	6	18	24	98	24



ALL-TIME INDIVIDUAL SCORING REGULAR SEASON

RECORD BOOK

2020-2021

F

PLAYER (SEASONS)	GP	G	A	PTS	PIM	UNIF. NO.
Falk, Justin (2016-17—2017-18)	98	1	9	10	57	41
Farr, Rocky (1972-73—1974-75)	19	0	0	0	2	28, 30
Fasching, Hudson (2015-16—2017-18)	22	1	2	3	8	52, 24
Fedun, Taylor (2016-17—2017-18)	34	0	8	8	18	38, 27
Fenyves, Dave (1982-83—1986-87)	148	2	27	29	87	8, 31
Ferner, Mark (1986-87; 1988-89)	15	0	3	3	11	28, 29
Finley, Joe (2011-12)	5	0	0	0	12	4
Fischer, Ron (1981-82—1982-83)	18	0	7	7	6	6, 23, 28
Fitzpatrick, Rory (2001-02—2005-06)	157	9	15	24	114	8
Fleming, Reg (1970-71)	78	6	10	16	159	9
Flynn, Brian (2012-13—2014-15)	159	17	24	41	24	65
Fogolin, Lee (1974-75—1978-79; 1986-87)	338	8	70	78	432	5, 33
Foligno, Marcus (2011-12—2016-17)	347	49	67	116	334	82
Foligno, Mike (1981-82—1990-91)	664	247	264	511	1448	17
Franceschetti, Lou (1990-91—1991-92)	36	1	8	9	26	15, 37, 34
Franson, Cody (2015-16—2016-17)	127	7	29	36	60	46, 6
Frolik, Michael (2019-20)	19	1	3	4	4	67
Fuhr, Grant (1992-93—1994-95)	64	0	4	4	26	31
Funk, Michael (2006-07—2007-08)	9	0	2	2	0	3

G

PLAYER (SEASONS)	GP	G	A	PTS	PIM	UNIF. NO.
Gage, Jody (1985-86; 1987-88; 1991-92)	18	3	3	6	2	12, 14, 33
Galley, Garry (1994-95—1996-97)	163	15	87	102	193	3
Gardner, Paul (1985-86)	2	0	0	0	0	28
Gare, Danny (1974-75—1981-82)	503	267	233	500	686	18
Gaustad, Paul (2002-03; 2005-06—2011-12)	479	71	110	181	585	60, 28
Gerbe, Nathan (2008-09—2012-13)	188	29	43	72	88	42
Gillies, Clark (1986-87—1987-88)	86	15	19	34	132	39, 90
Gillis, Jere (1982-83)	3	0	0	0	0	25
Gilmour, Doug (1999-00—2000-01)	82	10	45	55	82	93
Gilmour, John (2019-20)	4	0	0	0	0	58
Gionta, Brian (2014-15—2016-17)	230	40	63	103	52	12
Girgensons, Zemgus (2013-14—2019-20)	489	61	77	138	130	28
Gordiouk, Viktor (1992-93; 1994-95)	26	3	8	11	0	9
Gorges, Josh (2014-15—2017-18)	223	3	23	26	155	4
Gould, John (1971-72—1973-74; 1979-80)	92	14	12	26	13	17, 21, 23, 24
Goyette, Phil (1970-71—1971-72)	97	18	67	85	20	10
Gragnani, Marc-Andre (2007-08—2008-09; 2011-12)	59	2	13	15	28	17
Grand-Pierre, Jean-Luc (1998-99—1999-00)	27	0	1	1	32	34
Grant, Derek (2016-17)	40	0	3	3	19	27
Gratton, Chris (1999-00—2002-03)	244	50	81	131	278	77
Gratton, Norm (1972-73—1974-75)	103	15	23	38	30	9, 14
Grier, Mike (2003-04—2005-06; 2010-11)	241	23	47	70	58	25
Griffith, Seth (2017-18)	21	2	1	3	6	25
Grigorenko, Mikhail (2012-13—2014-15)	68	6	8	14	4	25
Grosek, Michal (1995-96—1999-00)	308	62	98	160	299	18
Guay, Francois (1989-90)	1	0	0	0	0	43
Guevremont, Jocelyn (1974-75—1978-79)	326	38	130	168	189	3, 22
Guhle, Brendan (2016-17—2018-19)	23	0	5	5	12	45

H

PLAYER (SEASONS)	GP	G	A	PTS	PIM	UNIF. NO.
Hackett, Matt (2013-14—2014-15)	13	0	0	0	0	31
Hajdu, Richard (1985-86—1986-87)	5	0	0	0	4	8, 28
Hajt, Bill (1973-74—1986-87)	854	42	202	244	433	24
Halkidis, Bob (1985-86—1988-89)	89	2	14	16	315	18, 19
Haller, Kevin (1989-90—1991-92)	81	7	23	30	95	7, 15
Hamel, Denis (1999-00—2002-03)	130	13	9	22	67	55
Hamel, Gilles (1980-81—1985-86)	365	92	114	206	215	9, 17, 18
Hamilton, Al (1970-71—1971-72)	145	6	58	64	176	6
Hannan, Dave (1991-92—1995-96)	249	23	56	79	206	41, 14
Harris, Hugh (1972-73)	60	12	26	38	17	21



ALL-TIME INDIVIDUAL SCORING REGULAR SEASON

RECORD BOOK

2020-2021

H

PLAYER (SEASONS)	GP	G	A	PTS	PIM	UNIF. NO.
Harrison, Paul (1981-82)	6	0	0	0	2	30
Hartman, Mike (1986-87—1990-91)	225	34	25	59	890	20
Hasek, Dominik (1992-93—2000-01)	491	0	13	13	104	39
Hawerchuk, Dale (1990-91—1994-95)	342	110	275	385	204	10
Haworth, Alan (1980-81—1981-82)	106	37	38	75	64	14
Hecht, Jochen (2002-03—2012-13)	613	138	207	345	322	71, 55
Hecl, Radoslav (2002-03)	14	0	0	0	2	21
Heinze, Steve (2000-01)	14	5	7	12	8	57
Hess, Bob (1981-82)	33	0	8	8	14	23
Hillier, Randy (1991-92)	28	0	1	1	48	23
Hillman, Larry (1971-72—1972-73)	121	6	35	41	114	5
Hodgson, Cody (2011-12—2014-15)	218	44	55	99	54	19
Hofford, Jim (1985-86—1986-87)	17	0	0	0	45	3, 33
Hogue, Benoit (1987-88—1991-92)	196	45	67	112	273	33
Holland, Jason (1998-99—1999-00)	9	0	1	1	8	29, 20
Holzinger, Brian (1994-95—1999-00)	352	70	97	167	202	19
Horton, Tim (1972-73—1973-74)	124	1	22	23	109	2
Hospodar, Ed (1987-88)	42	0	1	1	98	24
Houda, Doug (1994-95—1995-96; 1999-00—2002-03)	68	2	5	7	134	20, 6
Houlder, Bill (1990-91—1992-93)	32	4	7	11	18	23, 37, 47
Housley, Phil (1982-83—1989-90)	608	178	380	558	386	6
Huddy, Charlie (1994-95—1996-97)	85	7	9	16	95	22
Hughes, Brent (1995-96)	76	5	10	15	148	17
Hughes, Pat (1985-86)	50	4	9	13	25	26
Hunwick, Matt (2018-19)	14	0	2	2	4	48
Hurlbut, Mike (1997-98—1999-00)	5	0	0	0	4	21
Hutton, Carter (2018-19—2019-20)	81	0	2	2	8	40

I

PLAYER (SEASONS)	GP	G	A	PTS	PIM	UNIF. NO.
Inglis, Billy (1970-71)	14	0	1	1	6	8
Ireland, Randy (1978-79)	2	0	0	0	0	30

J

PLAYER (SEASONS)	GP	G	A	PTS	PIM	UNIF. NO.
Jackson, Dane (1995-96)	22	5	4	9	41	24, 29
Jackson, Jim (1987-88)	5	2	0	2	0	8
James, Val (1981-82)	7	0	0	0	16	26, 29, 30
Janik, Doug (2002-03—2003-04)	10	0	0	0	21	33
Jennings, Grant (1995-96)	6	0	0	0	28	4
Jillson, Jeff (2003-04—2005-06)	16	0	3	3	23	5, 34
Johansson, Calle (1987-88—1988-89)	118	6	49	55	70	3
Johansson, Jonas (2019-20)	6	0	0	0	0	34
Johansson, Marcus (2019-20)	60	9	21	30	20	90
Johnson, Chad (2015-16; 2017-18)	81	0	2	2	0	31
Jokiharju, Henri (2019-20)	69	4	11	15	32	10
Josefson, Jacob (2017-18)	39	2	2	4	6	10
Jutila, Timo (1984-85)	10	1	5	6	13	4
Juneau, Joe (1998-99)	9	1	1	2	2	90

K

PLAYER (SEASONS)	GP	G	A	PTS	PIM	UNIF. NO.
Kaese, Trent (1988-89)	1	0	0	0	0	39
Kahun, Dominik (2019-20)	6	2	2	4	0	95
Kaleta, Patrick (2006-07—2014-15)	348	27	27	54	542	36
Kalinin, Dmitri (1999-00—2007-08)	466	34	111	145	289	45
Kane, Evander (2015-16—2017-18)	196	68	50	118	261	9
Kasdorf, Jason (2015-16)	1	0	0	0	0	33
Kassian, Zack (2011-12)	27	3	4	7	20	54
Keenan, Larry (1970-71—1971-72)	66	9	20	29	8	21, 26
Kennedy, Dean (1989-90—1990-91)	144	6	20	26	172	26
Kennedy, Tim (2008-09—2009-10)	79	10	16	26	50	58, 13



ALL-TIME INDIVIDUAL SCORING REGULAR SEASON

RECORD BOOK

2020-2021

K

PLAYER (SEASONS)	GP	G	A	PTS	PIM	UNIF. NO.
Khmylev, Yuri (1992-93—1995-96)	254	63	87	150	131	13
Knapp, Connor (2013-14)	2	0	1	1	0	49
Konopka, Zenon (2013-14)	23	0	1	1	33	24
Korab, Jerry (1973-74—1979-80; 1983-84—1984-85)	537	67	216	283	870	4, 44
Korn, Jim (1986-87)	52	4	10	14	158	4, 34
Kotalik, Ales (2001-02—2007-08)	426	114	126	240	267	20, 12
Kowal, Joe (1976-77—1977-78)	22	0	5	5	13	27
Kozlov, Vyacheslav (2001-02)	38	9	13	22	16	13
Krake, Skip (1970-71)	74	4	5	9	68	12
Kristek, Jaroslav (2002-03)	6	0	0	0	0	29
Krupp, Uwe (1986-87—1991-92)	327	25	78	103	386	4, 40
Kruse, Paul (1997-98—1999-00)	66	4	1	5	206	24, 29
Kulikov, Dmitry (2016-17)	47	2	3	5	26	77
Kurvers, Tom (1986-87)	55	6	17	23	24	28

L

PLAYER (SEASONS)	GP	G	A	PTS	PIM	UNIF. NO.
Lacombe, Francois (1970-71)	1	0	1	1	2	19
Lacombe, Norm (1984-85—1986-87)	84	12	18	30	46	32
LaFontaine, Pat (1991-92—1996-97)	268	158	227	385	207	16
Lagace, Jean-Guy (1970-71)	3	0	0	0	2	21
Lalime, Patrick (2008-09—2010-11)	47	0	1	1	2	40
Lambert, Yvon (1981-82)	77	25	39	64	38	15
Langevin, Chris (1983-84; 1985-86)	22	3	1	4	22	15
Larson, Reed (1989-90)	1	0	0	0	0	55
Larsson, Johan (2013-14—2019-20)	392	38	59	97	190	22
Lawson, Danny (1971-72)	78	10	6	16	15	9
Lazar, Curtis (2019-20)	38	5	5	10	9	27
Ledyard, Grant (1988-89—1992-93)	240	18	71	89	181	3
Legwand, David (2015-16)	79	5	9	14	14	17
Lehner, Robin (2015-16—2017-18)	133	0	2	2	16	40
Leino, Ville (2012-13—2013-14)	137	10	36	46	32	23
Lemieux, Real (1973-74)	11	1	1	2	4	16
Leopold, Jordan (2010-11—2012-13)	174	25	42	67	78	3
Lever, Don (1985-86—1986-87)	39	10	3	13	10	8, 20
Lieuwen, Nathan (2013-14)	7	0	0	0	0	50
Lindback, Anders (2014-15)	16	0	0	0	4	35
Littman, David (1990-91—1991-92)	2	0	0	0	0	1, 34
Loewen, Darcy (1989-90—1991-92)	12	0	0	0	14	36
Logan, Bob (1986-87—1987-88)	38	10	5	15	0	26
Lorentz, Jim (1971-72—1977-78)	487	134	197	331	126	8
Luce, Don (1971-72—1980-81)	766	216	310	526	304	14, 20
Ludvig, Jan (1987-88—1988-89)	26	1	8	9	104	36
Ludzik, Steve (1989-90)	11	0	1	1	6	14
Lydman, Toni (2005-06—2009-10)	371	14	91	105	311	5

M

PLAYER (SEASONS)	GP	G	A	PTS	PIM	UNIF. NO.
MacArthur, Clarke (2006-07—2009-10)	187	41	38	79	127	41
Macdonald, Doug (1992-93—1994-95)	11	1	0	1	2	44
MacIntyre, Drew (2011-12)	2	0	0	0	0	31
Maguire, Kevin (1987-88—1989-90)	167	18	25	43	518	19
Mair, Adam (2002-03—2009-10)	498	35	70	105	701	22
Makarov, Andrey (2014-15)	1	0	0	0	0	1
Makela, Mikko (1990-91)	60	15	7	22	25	42
Malarchuk, Clint (1988-89—1991-92)	102	0	6	6	41	30
Malone, Sean (2016-17)	1	0	0	0	0	42
Maloney, Dave (1984-85)	52	1	21	22	41	26
Mancari, Mark (2006-07; 2008-09—2010-11)	36	3	10	13	22	25, 12
Marshall, Don (1970-71)	62	20	29	49	6	22
Martin, Rick (1971-72—1980-81)	681	382	313	695	475	7, 8, 9



ALL-TIME INDIVIDUAL SCORING REGULAR SEASON

RECORD BOOK

2020-2021

M

PLAYER (SEASONS)	GP	G	A	PTS	PIM	UNIF. NO.
Martin, Terry (1975-76—1978-79)	148	20	22	42	50	25
May, Brad (1991-92—1997-98)	425	67	89	156	1323	10, 48, 27
McAdam, Gary (1975-76—1978-79; 1982-83)	227	40	45	85	76	12, 15, 32
McBain, Jamie (2013-14)	69	6	11	17	14	4
McCabe, Jake (2013-14—2019-20)	340	17	57	74	194	29, 19
McClanahan, Rob (1979-80—1980-81)	66	5	17	22	38	15
McCormick, Cody (2010-11—2014-15)	201	11	22	33	293	8
McCourt, Dale (1981-82—1983-84)	119	41	56	97	22	7
McDonald, Brian (1970-71)	12	0	0	0	29	20
McGinn, Jamie (2015-16)	63	14	13	27	10	88
McIntosh, Paul (1974-75—1975-76)	47	0	2	2	66	3
McKay, Ray (1971-72—1972-73)	40	0	3	3	18	22, 24
McKee, Jay (1995-96—2005-06)	582	17	81	98	470	38, 74
McKegney, Tony (1978-79—1982-83)	363	127	141	268	117	8
McKenna, Sean (1981-82—1985-86)	237	56	53	109	122	12, 19, 23
McLlwain, Dave (1991-92)	5	0	0	0	2	20
McMahon, Mike (1970-71)	12	0	0	0	0	4
McMorrow, Sean (2002-03)	1	0	0	0	0	23
McNab, Peter (1973-74—1975-76)	154	49	59	108	26	16, 22, 24
McNabb, Brayden (2011-12; 2013-14)	37	1	7	8	21	81, 4 4
McSheffrey, Bryan (1974-75)	3	0	0	0	0	15
McSween, Don (1987-88; 1989-90)	9	0	1	1	12	32, 39
Meehan, Gerry (1970-71—1974-75)	306	94	114	208	60	15
Melanson, Dean (1994-95)	5	0	0	0	4	3
Meszaros, Andrej (2014-15)	60	7	7	14	36	41
Metcalfe, Scott (1987-88—1989-90)	17	1	2	3	18	12, 32, 34
Mickey, Larry (1971-72—1974-75)	117	20	14	34	65	12, 21
Miller, Brad (1988-89—1991-92)	63	1	4	5	265	42, 44
Miller, Colin (2019-20)	51	1	10	11	22	33
Miller, Ryan (2002-03—2013-14)	540	0	9	9	24	30
Milley, Norm (2001-02—2003-04)	15	0	3	3	8	19
Mitchell, Torrey (2013-14—2014-15)	60	7	7	14	30	17
Mittelstadt, Casey (2017-18—2019-20)	114	17	22	39	14	37
Mogilny, Alexander (1989-90—1994-95)	381	211	233	444	203	89
Moller, Mike (1980-81—1984-85)	127	13	27	40	41	9, 14, 29
Moller, Randy (1991-92—1993-94)	126	5	20	25	296	24
Molloy, Mitch (1989-90)	2	0	0	0	10	40
Mongrain, Bob (1979-80—1981-82; 1983-84—1984-85)	70	11	11	22	12	8, 25, 32
Montador, Steve (2009-10—2010-11)	151	10	39	49	158	4
Montour, Brandon (2018-19—2019-20)	74	8	20	28	44	62
Moore, Barrie (1995-96—1996-97)	34	2	6	8	18	38, 37
Moore, Dominic (2008-09)	18	1	3	4	23	17
Moravec, David (1999-00)	1	0	0	0	0	64
Morrisonn, Shaone (2010-11)	62	1	4	5	32	27
Moulson, Matt (2013-14—2017-18)	297	46	77	123	52	26
Muni, Craig (1993-94—1995-96)	160	2	18	20	167	5
Myers, Hap (1970-71)	13	0	0	0	6	25
Myers, Tyler (2009-10—2014-15)	365	45	106	151	256	57
Myre, Phil (1982-83)	5	0	0	0	2	33

N

PLAYER (SEASONS)	GP	G	A	PTS	PIM	UNIF. NO.
Napier, Mark (1986-87—1988-89)	128	26	30	56	41	65
Ndur, Rumun (1996-97—1997-98)	3	0	0	0	4	40
Nelson, Casey (2015-16—2018-19)	93	4	14	18	33	34, 8
Neuvirth, Michal (2013-14—2014-15)	29	0	0	0	0	34
Nichol, Scott (1995-96; 1997-98)	5	0	0	0	14	45
Niedermayer, Rob (2010-11)	71	5	14	19	22	20
Nilsson, Anders (2016-17)	26	0	0	0	0	31
Nolan, Jordan (2017-18)	69	4	4	8	69	17
Noris, Joe (1973-74)	18	0	0	0	2	23
Noronen, Mika (2000-01—2005-06)	67	1	0	1	4	35



ALL-TIME INDIVIDUAL SCORING REGULAR SEASON

RECORD BOOK

2020-2021

N

PLAYER (SEASONS)	GP	G	A	PTS	PIM	UNIF. NO.
Novotny, Jiri (2005-06—2006-07)	64	8	8	16	26	13
Numminen, Teppo (2005-06—2008-09)	212	6	80	86	90	27
Nylander, Alexander (2016-17—2018-19)	19	3	3	6	4	70, 92

O

PLAYER (SEASONS)	GP	G	A	PTS	PIM	UNIF. NO.
O'Regan, Danny (2017-18—2018-19)	3	0	0	0	0	65
O'Reilly, Cal (2015-16—2016-17)	31	3	5	8	2	19
O'Reilly, Ryan (2015-16—2017-18)	224	65	111	176	20	90
O'Shea, Kevin (1970-71—1971-72)	93	10	13	23	52	18
Okposo, Kyle (2016-17—2019-20)	271	57	80	137	133	21
Olofsson, Victor (2018-19—2019-20)	60	22	24	46	8	41, 68
Omark, Linus (2013-14)	13	0	2	2	6	17
Orlando, Gates (1984-85—1986-87)	98	18	26	44	51	23
Ott, Steve (2012-13—2013-14)	107	18	26	44	148	9

P-Q

PLAYER (SEASONS)	GP	G	A	PTS	PIM	UNIF. NO.
Paetsch, Nathan (2005-06—2009-10)	157	7	34	41	108	38
Paiement, Wilf (1986-87)	56	20	17	37	108	27
Paille, Dan (2005-06—2009-10)	195	35	42	77	54	20
Pardy, Adam (2012-13)	17	0	4	4	14	27
Parker, Jeff (1986-87—1989-90)	137	16	19	35	161	28, 29
Parrish, Mark (2010-11)	2	0	0	0	0	10
Paslawski, Greg (1990-91)	12	2	1	3	4	12
Patrick, James (1998-99—2003-04)	345	23	51	74	104	3
Patrick, Steve (1980-81—1984-85)	152	21	34	55	125	26
Patterson, Colin (1991-92—1992-93)	88	8	10	18	52	17
Pearson, Scott (1994-95—1995-96)	41	6	1	7	87	33, 29
Peca, Michael (1995-96—1999-00)	363	96	121	217	352	27
Perreault, Gilbert (1970-71—1986-87)	1191	512	814	1326	500	11
Perry, Brian (1970-71)	1	0	0	0	0	19
Peters, Andrew (2003-04—2008-09)	200	4	3	7	557	76
Peterson, Brent (1981-82—1984-85)	265	43	63	106	180	20
Petrenko, Sergei (1993-94)	15	0	4	4	0	15
Pilut, Lawrence (2018-19—2019-20)	47	1	5	6	24	24
Pittis, Domenic (1998-99—1999-00; 2003-04)	15	1	0	1	12	83, 12, 28, 38
Plante, Derek (1993-94—1997-98)	354	87	134	221	114	26
Playfair, Larry (1978-79—1985-86; 1988-89—1989-90)	577	24	76	100	1390	27, 40
Pominville, Jason (2003-04—2012-13; 2017-18—2018-19)	733	217	304	521	159	29
Porter, Kevin (2012-13—2013-14)	43	4	6	10	12	12
Pouliot, Benoit (2017-18)	74	13	6	19	22	67
Pratt, Nolan (2007-08)	55	1	6	7	30	4
Pratt, Tracy (1970-71—1973-74)	210	2	39	41	399	3, 4
Presley, Wayne (1991-92—1994-95)	202	48	32	80	297	18
Priestley, Ken (1986-87—1989-90)	117	25	25	50	59	12, 56
Primeau, Wayne (1994-95—1999-00)	225	19	25	44	227	22, 76
Puppa, Daren (1985-86—1992-93)	215	0	14	14	30	31, 35
Pyatt, Taylor (2001-02—2005-06)	230	38	42	80	131	24
Pysyk, Mark (2012-13—2015-16)	125	5	21	26	50	53, 3

R

PLAYER (SEASONS)	GP	G	A	PTS	PIM	UNIF. NO.
Ramsay, Craig (1971-72—1984-85)	1070	252	420	672	201	10, 25
Ramsey, Mike (1979-80—1992-93)	911	73	256	329	924	5, 23
Ramsey, Wayne (1977-78)	2	0	0	0	0	32
Rasmussen, Erik (1997-98—2001-02)	281	33	46	79	179	9
Ray, Rob (1989-90—2002-03)	888	40	50	90	3189	32
Redmond, Zach (2017-18)	3	0	0	0	2	38
Reekie, Joe (1985-86—1988-89)	104	3	15	18	190	27, 31, 55
Regehr, Robyn (2011-12—2012-13)	105	1	6	7	77	24



ALL-TIME INDIVIDUAL SCORING REGULAR SEASON

RECORD BOOK

2020-2021

R

PLAYER (SEASONS)	GP	G	A	PTS	PIM	UNIF. NO.
Reinhart, Sam (2015-16—2019-20)	400	109	146	255	80	23
Renaud, Mark (1983-84)	10	1	3	4	6	4
Richard, Jacques (1975-76—1976-77; 1978-79)	155	24	38	62	73	9
Richer, Bob (1972-73)	3	0	0	0	0	17
Ristolainen, Rasmus (2013-14—2019-20)	493	42	185	227	255	55
Rivet, Craig (2008-09—2010-11)	165	4	38	42	237	52
Robert, Rene (1971-72—1978-79)	524	222	330	552	401	7, 14, 23
Robertson, Geordie (1982-83)	5	1	2	3	7	15
Robitaille, Mike (1971-72—1974-75)	170	8	46	54	122	3
Rodrigues, Evan (2015-16—2019-20)	192	26	45	71	53	71
Roloson, Dwayne (1998-99—1999-00)	32	0	0	0	0	30
Rombough, Doug (1972-73—1973-74)	51	8	9	17	27	22
Ronan, Ed (1996-97)	18	1	4	5	11	5
Roy, Derek (2003-04—2011-12)	549	161	266	427	331	9
Ruff, Lindy (1979-80—1988-89)	608	102	183	285	1128	22
Ruhwedel, Chad (2012-13—2015-16)	33	0	2	2	4	5
Russell, Phil (1985-86—1986-87)	18	2	5	7	24	26
Ruuttu, Christian (1986-87—1991-92)	438	101	220	331	483	21
Ryan, Michael (2006-07—2007-08)	65	7	6	13	32	37

S

PLAYER (SEASONS)	GP	G	A	PTS	PIM	UNIF. NO.
Sanderson, Geoff (1997-98—1999-00)	168	29	36	65	64	80, 8
Sarich, Cory (1998-99—1999-00)	46	0	4	4	35	6
Satan, Miroslav (1996-97—2003-04)	578	224	232	456	233	18, 81
Sauve, Bob (1976-77—1984-85)	246	0	8	8	20	28
Sauve, Jean-Francois (1980-81—1982-83)	98	24	49	73	70	9, 21
Savage, Joel (1990-91)	3	0	1	1	0	38
Savard, Andre (1976-77—1982-83)	467	130	175	305	221	12
Scandella, Marco (2017-18—2019-20)	176	14	30	44	71	6
Schaller, Tim (2014-15—2015-16)	35	2	3	5	4	59
Schmautz, Cliff (1970-71)	26	5	7	12	10	7
Schneider, Cole (2015-16—2016-17)	6	0	1	1	0	10
Schock, Ron (1977-78)	40	4	4	8	0	21
Schoenfeld, Jim (1972-73—1981-82; 1984-85)	584	45	183	228	1025	6, 13
Schultz, Dave (1978-79—1979-80)	41	3	3	6	114	21
Scott, John (2012-13—2013-14)	90	1	0	1	194	32
Seiling, Ric (1977-78—1985-86)	664	176	200	376	524	16
Sejba, Jiri (1990-91)	11	0	2	2	8	23
Sekera, Andrej (2006-07—2012-13)	339	17	75	92	102	44
Semenov, Anatoli (1996-97)	25	2	4	6	2	93
Shack, Eddie (1970-71—1971-72)	111	36	31	67	127	23
Shannon, Darrin (1988-89—1991-92)	55	10	14	24	16	16, 26
Shannon, Darryl (1995-96—1998-99)	255	12	56	68	240	8, 29
Sheary, Conor (2018-19—2019-20)	133	23	30	53	20	43
Sheppard, Ray (1987-88—1989-90)	159	64	50	114	29	23
Shields, Steve (1995-96—1997-98)	31	0	0	0	23	31
Simmonds, Wayne (2019-20)	7	0	1	1	2	17
Simon, Todd (1993-94)	15	0	1	1	0	17
Simpson, Craig (1993-94—1994-95)	45	12	15	27	34	17, 22
Skinner, Jeff (2018-19—2019-20)	141	54	32	86	54	53
Skudra, Peter (2000-01)	1	0	0	0	0	34
Smehlik, Richard (1992-93—1994-95; 1996-97—2001-02)	589	47	135	182	399	42
Smith, Al (1975-76—1976-77)	21	0	0	0	0	31
Smith, C.J. (2016-17; 2018-19)	13	2	1	3	0	49
Smith, Dalton (2019-20)	1	0	0	0	2	77
Smith, Derek (1976-77—1981-82)	244	65	98	163	38	16, 17, 19, 26
Smith, Doug (1985-86—1987-88)	162	35	54	89	296	15
Smith, Floyd (1970-71—1971-72)	83	6	12	18	48	17
Smith, Steve (1988-89)	3	0	0	0	0	24
Snuggerud, Dave (1989-90—1991-92)	215	26	46	72	109	18
Sobotka, Vladimir (2018-19—2019-20)	85	6	10	16	30	17



ALL-TIME INDIVIDUAL SCORING REGULAR SEASON

RECORD BOOK

2020-2021

S

PLAYER (SEASONS)	GP	G	A	PTS	PIM	UNIF. NO.
Spacek, Jaroslav (2006-07—2008-09)	205	22	76	98	142	6
Spencer, Brian (1973-74—1976-77)	240	42	72	114	206	21
Stewart, Bill (1977-78—1978-79)	81	3	17	20	116	3
Stafford, Drew (2006-07—2014-15)	563	145	177	322	327	21
Stanfield, Fred (1974-75—1977-78)	248	42	73	115	16	17, 19
Stauber, Robb (1994-95)	6	0	0	0	0	35
Stewart, Chris (2013-14—2014-15)	66	11	14	25	69	80
Strachan, Tyson (2014-15)	46	0	5	5	44	24
Stuart, Colin (2010-11—2011-12)	5	0	0	0	2	23, 15
Suikkanen, Kai (1981-82—1982-83)	2	0	0	0	0	20, 23
Sulzer, Alexander (2011-12—2013-14)	57	6	8	14	24	52
Sutton, Ken (1990-91—1994-95)	232	18	60	78	223	41
Svoboda, Petr (1991-92—1994-95)	139	5	49	54	260	7
Sweeney, Bob (1992-93—1994-95)	185	37	44	81	230	20, 33
Sylvester, Dean (1998-99)	1	0	0	0	0	46
Szczechura, Paul (2011-12)	9	1	3	4	4	58

T-U

PLAYER (SEASONS)	GP	G	A	PTS	PIM	UNIF. NO.
Talbot, Jean-Guy (1970-71)	57	0	7	7	36	24
Tallinder, Henrik (2001-02—2009-10; 2013-14)	516	22	94	116	312	10, 20
Tanti, Tony (1990-91—1991-92)	80	16	23	39	106	19
Taylor, Chris (1999-00—2003-04)	90	8	12	20	32	16
Tellqvist, Mikael (2008-09)	6	0	0	0	0	32
Tennyson, Matt (2017-18—2018-19)	19	0	0	0	8	5
Terbenche, Paul (1970-71—1973-74)	121	2	19	21	20	3, 18, 23
Thibault, Jocelyn (2007-08)	12	0	0	0	0	35
Thomas, Scott (1992-93—1993-94)	39	3	3	6	23	21
Thompson, Tage (2018-19—2019-20)	66	7	5	12	20	72
Thorburn, Chris (2005-06)	2	0	1	1	7	47
Tidey, Alex (1976-77—1977-78)	3	0	0	0	0	19, 26
Titanic, Morris (1974-75—1975-76)	19	0	0	0	0	19
Torres, Raffi (2009-10)	14	0	5	5	2	17
Trapp, Doug (1986-87)	2	0	0	0	0	19
Trefilov, Andrei (1995-96—1996-97)	25	0	0	0	4	30
Tropp, Corey (2011-12; 2013-14)	43	3	6	9	20	78
Tsygurov, Denis (1993-94—1994-95)	12	0	0	0	12	29
Tsyplakov, Vladimir (1999-00—2000-01)	70	13	20	33	20	29
Tucker, John (1983-84—1990-91)	345	116	154	270	142	7
Turnbull, Travis (2011-12)	3	1	0	1	5	65
Turgeon, Pierre (1987-88—1991-92)	322	122	201	323	119	77
Ullmark, Linus (2015-16—2019-20)	97	0	1	1	4	35

V

PLAYER (SEASONS)	GP	G	A	PTS	PIM	UNIF. NO.
Vaive, Rick (1988-89—1991-92)	190	74	62	136	226	12, 22
Van Boxmeer, John (1979-80—1982-83)	294	49	166	215	239	4, 5
Vanek, Thomas (2005-06—2013-14)	598	254	243	497	362	26
Varada, Vaclav (1995-96—2002-03)	376	46	98	144	326	9, 25
Varone, Philip (2013-14—2015-16)	42	5	4	9	16	84
Verret, Claude (1983-84—1984-85)	14	2	5	7	2	21
Vesey, Jimmy (2019-20)	64	9	11	20	15	13
Virta, Hannu (1981-82—1985-86)	245	25	101	126	66	3, 23

W-Y

PLAYER (SEASONS)	GP	G	A	PTS	PIM	UNIF. NO.
Wakaluk, Darcy (1988-89; 1990-91)	22	0	0	0	2	35
Walsh, Jim (1981-82)	4	0	1	1	4	28
Ward, Dixon (1995-96—1999-00)	307	56	80	136	169	15, 17
Warrener, Rhett (1998-99—2002-03)	266	9	33	42	363	4
Watson, Jim (1970-71—1971-72)	144	4	15	19	248	2
Weber, Mike (2007-08—2008-09; 2011-12—2015-16)	341	9	44	53	409	34, 4, 6



ALL-TIME INDIVIDUAL SCORING REGULAR SEASON

RECORD BOOK

2020 - 2021

W-Y

PLAYER (SEASONS)	GP	G	A	PTS	PIM	UNIF. NO.
Wells, Jay (1989-90—1991-92)	85	3	12	15	243	24
Whitmore, Derek (2011-12)	2	0	0	0	0	71
Wiemer, Jim (1983-84—1984-85)	74	8	17	25	52	19
Wilcox, Adam (2017-18)	1	0	0	0	0	32
Wilson, Mike (1995-96—1998-99)	231	11	23	34	187	4, 34
Wilson, Scott (2017-18—2019-20)	90	7	12	19	14	20
Wood, Randy (1991-92—1993-94)	236	60	57	117	213	19, 15
Woolley, Jason (1997-98—2002-03)	365	40	125	165	258	5
Wyrozub, Randy (1970-71—1973-74)	100	8	10	18	10	14, 16, 24, 26

Z

PLAYER (SEASONS)	GP	G	A	PTS	PIM	UNIF. NO.
Zadorov, Nikita (2013-14—2014-15)	67	4	12	16	55	61, 51
Zaine, Rod (1971-72)	24	2	1	3	4	14, 22
Zhitnik, Alexei (1994-95—2003-04)	712	55	234	289	822	4, 44
Zubrus, Dainius (2006-07)	19	4	4	8	12	15

Any player who played in at least one Sabres regular-season game in his career is listed above. Twelve players have dressed but never played a game for Buffalo: #27 - Tim Regan (1973-74); #31 - Jim Weaver (1978-79); #30 - Jari Paavola (1981-82); #35 - Mike Craig (1984-85); #34 - Kenton Rein (1987-88); #33 - Bill Pye (1992-93); #30 - Markus Ketterer (1993-94 & 1994-95); #68 - Scott Buhler (1996-97); #50 - Michael Leighton (2005-06); #35 - Ryan Vinz (2013-14); #41 - Jaroslav Halak (2013-14); #31 - Scott Wedgewood.

Michel Deziel is the only Sabre to have played in a Sabres playoff game without participating in a regular-season game.



ALL-TIME GOALTENDER STATS RECORD BOOK

2020 - 2021

ALL-TIME GOALTENDER STATISTICS

GOALTENDER	GP	MIN	GA	SO	SV%	GAA	W	L	T/OTL
Barrasso, Tom	266	15,418	845	13	.884	3.29	124	102	28
Biron, Martin	300	16,773	707	18	.909	2.53	134	115	29
Blue, John	5	255	15	0	.890	3.52	2	2	0
Bromley, Gary	63	3,443	184	4	.872	3.21	29	17	14
Cloutier, Jacques	144	7,419	457	1	.871	3.70	50	58	15
Conklin, Ty	5	227	13	0	.892	3.43	1	2	0
Crozier, Roger	202	10,966	591	10	.901	3.23	74	76	29
Daley, Joe	38	2,069	129	1	.895	3.74	12	16	8
Desjardins, Gerry	116	6,791	319	5	.894	2.82	66	30	18
Draper, Tom	37	2,067	116	1	.890	3.37	15	15	5
Dryden, Dave	120	6,425	327	5	.897	3.05	43	45	20
Edwards, Don	307	17,942	869	14	.896	2.91	156	83	61
Eliot, Darren	2	67	7	0	.837	6.26	0	0	0
Enroth, Jhonas	118	6,629	323	4	.909	2.92	38	56	14
Essensa, Bob	9	350	17	0	.850	2.91	0	5	0
Farr, Rocky	19	738	42	0	.894	3.50	2	6	8
Fuhr, Grant	64	3,600	216	2	.886	3.60	25	29	5
Hackett, Matt	13	676	40	0	.898	3.55	1	10	2
Harrison, Paul	6	229	14	0	.844	3.67	2	1	1
Hasek, Dominik	491	28,664	1,062	55	.926	2.22	234	172	70
Hutton, Carter	81	4,615	236	2	.904	3.07	30	39	9
Ireland, Randy	2	30	3	0	.857	6.02	0	0	0
Johansson, Jonas	6	327	16	0	.894	2.94	1	3	1
Johnson, Chad	81	4,365	207	1	.907	2.85	32	32	7
Kasdorf, Jason	1	60	4	0	.867	4.00	0	1	0
Knapp, Connor	2	77	4	0	.875	3.12	0	0	1
Lalime, Patrick	47	2,516	125	0	.901	2.98	9	26	5
Lehner, Robin	133	7,422	343	6	.916	2.77	42	61	22
Lieuwen, Nathan	7	363	18	0	.906	2.97	1	4	0
Lindback, Anders	16	891	41	0	.924	2.76	4	8	2
Littman, David	2	96	7	0	.851	4.39	0	1	0
MacIntyre, Drew	2	43	1	0	.944	1.38	0	0	0
Makarov, Andrey	1	60	3	0	.917	3.00	0	1	0
Malarchuk, Clint	102	5,692	323	2	.894	3.40	39	39	16
Miller, Ryan	540	31,661	1,370	28	.915	2.60	284	186	57
Myre, Phil	5	299	21	0	.861	4.21	3	2	0
Neuvirth, Michal	29	1,661	82	0	.921	2.96	6	19	3
Nilsson, Anders	26	1484	66	1	.923	2.67	10	10	4
Noronen, Mika	67	3,483	153	3	.902	2.64	22	31	6
Puppa, Daren	215	11,760	668	5	.888	3.41	96	68	28
Roloson, Dwayne	32	1,588	74	1	.899	2.80	7	15	5
Sauve, Bob	246	14,041	752	7	.877	3.21	113	76	39
Shields, Steve	31	1,649	80	0	.910	2.91	7	14	6
Skudra, Peter	1	0:27	0	0	.000	0.00	0	0	0
Smith, Al	21	1,103	62	0	.870	3.37	9	6	2
Stauber, Robb	6	317	20	0	.867	3.79	2	3	0
Tellqvist, Mikael	6	230	9	0	.928	2.35	2	1	0
Thibault, Jocelyn	12	507	28	2	.869	3.31	3	4	2
Treflow, Andrei	25	1,253	74	0	.902	3.54	8	10	1
Ullmark, Linus	97	5,558	260	3	.911	2.81	41	41	10
Wakaluk, Darcy	22	844	50	0	.869	3.55	5	8	3
Wilcox, Adam	1	14	0	0	1.000	0.00	0	1	0



ALL-TIME POWER PLAY AND PENALTY KILL RECORD BOOK

2020 - 2021

ALL-TIME POWER PLAY AND PENALTY KILL										
YEAR	PP OPP.	PPG	PP%	RANK	TS	PPGA	PK%	RANK	SHG	SHGA
1970-71	298	56	18.8	6	302	56	81.5	9	5	12
1971-72	308	57	18.5	8	281	56	80.1	8	1	7
1972-73	270	52	19.2	7	241	35	85.5	2	5	5
1973-74	256	48	18.5	8	237	42	82.3	3	5	12
1974-75	303	83	27.4	3	326	56	82.8	4	17	5
1975-76	287	73	25.4	5	304	51	83.2	5	6	8
1976-77	262	60	22.9	4	274	38	86.1	2	6	7
1977-78	234	52	22.2	7	218	31	85.8	1	7	3
1978-79	267	55	20.6	13	258	55	78.7	8	9	4
1979-80	275	67	24.4	6	252	43	82.9	3	2	4
1980-81	306	73	23.9	9	262	44	83.2	1	9	10
1981-82	291	63	21.6	16	275	57	79.3	6	4	10
1982-83	309	67	21.7	15	271	48	82.3	2	12	9
1983-84	323	71	22.0	10	277	50	82.0	3	11	14
1984-85	316	76	24.1	4	295	52	82.4	1	9	5
1985-86	333	72	21.6	13	339	66	80.5	5	12	14
1986-87	366	68	18.6	18	353	86	75.6	18	5	9
1987-88	464	80	17.2	18	439	96	78.1	15	8	13
1988-89	381	78	20.5	13	410	86	79.0	12	7	12
1989-90	358	79	22.1	9	351	58	83.5	1	7	7
1990-91	400	73	18.3	14	368	62	83.2	5	15	8
1991-92	466	105	22.5	1	424	91	78.5	17	8	11
1992-93	467	95	20.3	10	437	72	83.5	2	13	17
1993-94	424	96	22.6	2	380	58	84.7	1	21	8
1994-95	242	45	18.6	11	220	32	85.5	3	13	7
1995-96	477	76	15.9	20	461	74	83.9	6	10	12
1996-97	326	43	13.2	26	364	59	83.8	13	16	4
1997-98	396	51	12.9	20	413	65	84.3	18	15	12
1998-99	363	49	13.5	21	399	55	86.2	7	6	7
1999-00	351	37	10.5	28	361	54	85.0	13	8	10
2000-01	373	60	16.1	17	334	40	88.0	1	6	5
2001-02	375	50	13.3	27	304	41	86.5	4	7	6
2002-03	354	51	14.4	20	363	53	85.4	6	8	11
2003-04	367	58	15.8	19	348	53	84.8	11	7	9
2005-06	477	101	21.2	3	439	59	86.6	2	10	17
2006-07	407	71	17.4	17	386	72	81.4	20	8	13
2007-08	366	66	18.0	14	333	56	83.2	11	9	8
2008-09	358	75	20.9	7	336	61	81.8	14	7	5
2009-10	313	55	17.6	17	284	38	86.6	2	4	3
2010-11	279	54	19.4	9	300	51	83.0	13	2	13
2011-12	258	44	17.1	16	257	47	81.7	19	5	7
2012-13	163	23	14.1	29	178	37	79.2	26	7	7
2013-14	256	36	14.1	29	274	51	81.4	20	5	5
2014-15	224	30	13.4	30	257	64	75.1	30	7	8
2015-16	254	48	18.9	12	218	38	82.6	9	6	6
2016-17	233	57	24.5	1	237	53	77.6	25	3	4
2017-18	257	49	19.1	20	235	52	77.9	22	9	10
2018-19	236	46	19.5	16	215	41	80.9	12	3	9
2019-20	196	37	18.9	20	185	47	74.6	30	5	11

PPG – Power-Play Goals For PPGA – Power-Play Goals Against TS – Times Shorthanded Rank – Overall NHL Ranking SHG – Shorthanded Goals For
SHGA – Shorthanded Goals Against



ALL-TIME SHOOTOUT SUMMARY (77-71 ALL-TIME)

RECORD BOOK

2020 - 2021

2005-06 | 5-5

DATE	GDG	LOSING GOALIE	SCORE
Oct. 13, 2005	Daniel Briere	John Grahame	BUF 4 at TBL 3
Nov. 22, 2005	Jaromir Jagr	Martin Biron	NYR 3 at BUF 2
Nov. 23, 2005	Ales Kotalik	Rick DiPietro	BUF 4 at NYI 3
Dec. 19, 2005	Maxim Afinogenov	Antero Niittymaki	BUF 2 at PHI 1
Dec. 29, 2005	Mats Sundin	Martin Biron	BUF 3 at TOR 4
Jan. 12, 2006	Geoff Sanderson	Martin Biron	PHX 2 at BUF 1
Feb. 4, 2006	Thomas Vanek	Dominik Hasek	OTT 1 at BUF 2
Feb. 12, 2006	Eric Staal	Ryan Miller	BUF 3 at CAR 4
Mar. 27, 2006	Petr Sykora	Ryan Miller	BUF 4 at NYR 5
Apr. 3, 2006	Maxim Afinogenov	J-S Aubin	BUF 3 at TOR 2

2006-07 | 10-4

DATE	GDG	LOSING GOALIE	SCORE
Oct. 4, 2006	Daniel Briere	Cam Ward	BUF 3 at CAR 2
Oct. 6, 2006	Maxim Afinogenov	Cristobal Huet	MTL 4 at BUF 5
Oct. 13, 2006	Ales Kotalik	Dominik Hasek	BUF 3 at DET 2
Oct. 28, 2006	Slava Kozlov	Ryan Miller	ATL 5 at BUF 4
Nov. 2, 2006	Ales Kotalik	Tim Thomas	BUF 5 at BOS 4
Dec. 1, 2006	Daniel Briere	Kevin Weekes	NYR 3 at BUF 4
Dec. 9, 2006	Thomas Vanek	Cristobal Huet	BUF 3 at MTL 2
Jan. 15, 2007	Marco Sturm	Ryan Miller	BUF 2 at BOS 3
Jan. 19, 2007	Ales Kotalik	Dany Sabourin	VAN 3 at BUF 4
Feb. 6, 2007	Daniel Briere	Kari Lehtonen	BUF 4 at ATL 3
Feb. 10, 2007	Ales Kotalik	Miikka Kiprusoff	CGY 2 at BUF 3
Feb. 17, 2007	Petr Tenkrat	Ryan Miller	BOS 4 at BUF 3
Feb. 22, 2007	Drew Stafford	Martin Gerber	OTT 5 at BUF 6
Mar. 13, 2007	Sidney Crosby	Ryan Miller	BUF 4 at PIT 5

2007-08 | 4-9

DATE	GDG	LOSING GOALIE	SCORE
Dec. 22, 2007	Ales Kotalik	Martin Biron	BUF 6 at PHI 5
Dec. 28, 2007	Zach Parise	Ryan Miller	BUF 1 at NJD 2
Jan. 1, 2008	Sidney Crosby	Ryan Miller	PIT 2 at BUF 1
Jan. 8, 2008	Patrik Elias	Ryan Miller	BUF 1 at NJD 2
Jan. 10, 2008	Dean McAmmond	Jocelyn Thibault	BUF 2 at OTT 3
Jan. 12, 2008	Zach Parise	Ryan Miller	NJD 3 at BUF 2
Feb. 1, 2008	Eric Perrin	Jocelyn Thibault	BUF 4 at ATL 5
Feb. 6, 2008	Drew Stafford	Martin Brodeur	NJD 2 at BUF 3
Feb. 8, 2008	Phil Kessel	Ryan Miller	BOS 3 at BUF 2
Feb. 25, 2008	Daniel Briere	Ryan Miller	PHI 4 at BUF 3
Mar. 10, 2008	Scott Gomez	Ryan Miller	NYR 3 at BUF 2
Mar. 27, 2008	Derek Roy	Martin Gerber	BUF 4 at OTT 3
Apr. 1, 2008	Maxim Afinogenov	Andrew Raycroft	BUF 4 at TOR 3

2008-09 | 8-5

DATE	GDG	LOSING GOALIE	SCORE
Oct. 10, 2008	Ales Kotalik	Carey Price	MTL 1 at BUF 2
Oct. 18, 2008	Slava Kozlov	Patrick Lalime	BUF 2 at ATL 3
Oct. 21, 2008	Thomas Vanek	Manny Fernandez	BOS 2 at BUF 3
Oct. 25, 2008	Ryan Smyth	Ryan Miller	BUF 1 at COL 2
Dec. 27, 2008	Ales Kotalik	Joey MacDonald	NYI 3 at BUF 4
Jan. 9, 2009	Ales Kotalik	Stephen Valliquette	NYR 1 at BUF 2
Jan. 15, 2009	Jason Pominville	Marty Turco	BUF 5 at DAL 4
Jan. 19, 2009	Ales Kotalik	Tomas Vokoun	BUF 3 at FLA 2
Feb. 7, 2009	Mike Fisher	Ryan Miller	BUF 2 at OTT 3
Feb. 13, 2009	Derek Roy	Evgeni Nabokov	SJS 5 at BUF 6
Feb. 26, 2009	Jussi Jokinen	Patrick Lalime	BUF 1 at CAR 2
Mar. 14, 2009	Brett Sterling	Patrick Lalime	ATL 4 at BUF 3
Mar. 28, 2009	Toni Lydman	Carey Price	BUF 4 at MTL 3

2009-10 | 4-6

DATE	GDG	LOSING GOALIE	SCORE
Oct. 24, 2009	Tyler Myers	Mike Smith	BUF 3 at TBL 2
Nov. 13, 2009	Jason Pominville	Miikka Kiprusoff	CGY 1 at BUF 2
Dec. 19, 2009	Kris Letang	Patrick Lalime	PIT 2 at BUF 1



ALL-TIME SHOOTOUT SUMMARY (77-71 ALL-TIME)

RECORD BOOK

2020 - 2021

2009-10 4-6			
DATE	GDG	LOSING GOALIE	SCORE
Dec. 26, 2009	Alexei Kovalev	Ryan Miller	OTT 3 at BUF 2
Jan. 9, 2010	Matt Hendricks	Patrick Lalime	COL 4 at BUF 3
Jan. 16, 2010	Trent Hunter	Ryan Miller	BUF 2 at NYR 3
Jan. 21, 2010	Dustin Brown	Ryan Miller	BUF 3 at LAK 4
Jan. 27, 2010	Jochen Hecht	Martin Brodeur	NJD 1 at BUF 2
Feb. 9, 2010	David Krejci	Ryan Miller	BOS 3 at BUF 2
Mar. 24, 2010	Jason Pominville	Carey Price	MON 2 at BUF 3
2010-11 5-1			
DATE	GDG	LOSING GOALIE	SCORE
Nov. 6, 2010	Tyler Ennis	J-S Giguere	BUF 3 at TOR 2
Nov. 10, 2010	Derek Roy	Johan Hedberg	BUF 5 at NJD 4
Dec. 4, 2010	Thomas Vanek	Brian Elliot	BUF 1 at OTT 0
Jan. 1, 2011	Tyler Ennis	Tim Thomas	BOS 6 at BUF 7
Feb. 15, 2011	Jochen Hecht	Carey Price	BUF 3 at MTL 2
Feb. 26, 2011	Pavel Datsyuk	Ryan Miller	DET 3 at BUF 2
2011-12 7-7			
DATE	GDG	LOSING GOALIE	SCORE
Nov. 5, 2011	Derek Roy	Craig Anderson	BUF 3 at OTT 2
Nov. 14, 2011	Brad Boyes	Carey Price	BUF 3 at MTL 2
Nov. 23, 2011	Benoit Pouliot	Jhonas Enroth	BOS 4 at BUF 3
Dec. 31, 2011	Bobby Butler	Jhonas Enroth	OTT 3 at BUF 2
Jan. 24, 2012	Nathan Gerbe	Martin Brodeur	BUF 2 at NJD 1
Feb. 1, 2012	Ryan Callahan	Ryan Miller	NYR 1 at BUF 0
Feb. 4, 2012	Brad Boyes	Al Montoya	BUF 4 at NYI 3
Feb. 10, 2012	Nathan Gerbe	Kari Lehtonen	DAL 2 at BUF 3
Feb. 17, 2012	Max Pacioretty	Ryan Miller	MTL 4 at BUF 3
Feb. 24, 2012	Derek Roy	Tuukka Rask	BOS 1 at BUF 2
Mar. 10, 2012	Tyler Ennis	Ben Bishop	BUF 4 at OTT 3
Mar. 14, 2012	Peter Mueller	Ryan Miller	COL 5 at BUF 4
Mar. 17, 2012	Dmitry Kulikov	Ryan Miller	BUF 2 at FLA 3
Apr. 7, 2012	Patrice Bergeron	Jhonas Enroth	BUF 3 at BOS 4
2012-13 7-4			
DATE	GDG	LOSING GOALIE	SCORE
Feb. 7, 2013	Jason Pominville	Peter Budaj	MTL 4 at BUF 5
Feb. 28, 2013	Thomas Vanek	Jose Theodore	BUF 4 at FLA 3
Mar. 2, 2013	Jason Pominville	Johan Hedberg	NJD 3 at BUF 4
Mar. 3, 2013	Rick Nash	Ryan Miller	BUF 2 at NYR 3
Mar. 7, 2013	David Clarkson	Ryan Miller	BUF 2 at NJD 3
Mar. 21, 2013	Steve Ott	James Reimer	TOR 4 at BUF 5
Mar. 28, 2013	Mike Santorelli	Ryan Miller	BUF 3 at FLA 5
Mar. 30, 2013	Matt Hendricks	Jhonas Enroth	WSH 4 at BUF 3
Apr. 7, 2013	Nathan Gerbe	Martin Brodeur	NJD 2 at BUF 3
Apr. 17, 2013	Drew Stafford	Anton Khudobin	BUF 3 at BOS 2
Apr. 26, 2013	Thomas Vanek	Evgeni Nabokov	NYI 1 at BUF 2
2013-14 7-5			
DATE	GDG	LOSING GOALIE	SCORE
Oct. 15, 2013	Tyler Ennis	Evgeni Nabokov	BUF 4 at NYI 3
Nov. 5, 2013	Cody Hodgson	Antti Niemi	BUF 5 at SJS 4
Nov. 12, 2013	Matt Moulson	Ben Scrivens	LAK 2 at BUF 3
Dec. 10, 2013	Zemgus Girgensons	Robin Lehner	OTT 1 at BUF 2
Dec. 27, 2013	Joffrey Lupul	Ryan Miller	BUF 3 at TOR 4
Dec. 29, 2013	Steve Ott	Philipp Grubauer	WSH 1 at BUF 2
Jan. 9, 2014	Brad Boyes	Jhonas Enroth	FLA 2 at BUF 1
Jan. 12, 2014	Cody Hodgson	Philipp Grubauer	BUF 2 at WSH 1
Jan. 15, 2014	Joffrey Lupul	Ryan Miller	BUF 3 at TOR 4
Jan. 18, 2014	Ryan Johansen	Ryan Miller	CBJ 4 at BUF 3
Apr. 1, 2014	Ville Leino	Cory Schneider	NJD 2 at BUF 3
Apr. 13, 2014	Brock Nelson	Connor Knapp	NYI 4 at BUF 3



ALL-TIME SHOOTOUT SUMMARY (77-71 ALL-TIME)

RECORD BOOK

2020 - 2021

2014-15 8-5			
DATE	GDG	LOSING GOALIE	SCORE
Oct. 14, 2014	Zemgus Girgensons	Cam Ward	BUF 4 at CAR 3
Nov. 2, 2014	Zemgus Girgensons	Jimmy Howard	DET 2 at BUF 3
Nov. 5, 2014	Pierre-Alexandre Parenteau	Michal Neuvirth	MTL 2 at BUF 1
Nov. 29, 2014	Brian Flynn	Dustin Tokarski	BUF 4 at MTL 3
Dec. 2, 2014	Cody Hodgson	Evgeni Nabokov	TBL 1 at BUF 2
Dec. 15, 2014	Matt Moulson	Robin Lehner	OTT 4 at BUF 5
Dec. 27, 2014	Tyler Ennis	Kevin Poulin	NYI 3 at BUF 4
Feb. 17, 2015	Scott Gomez	Michal Neuvirth	BUF 1 at NJD 2
Feb. 19, 2015	Brian Flynn	Ray Emery	BUF 3 at PHI 2
Feb. 22, 2015	Filip Forsberg	Michal Neuvirth	NSH 2 at BUF 1
Mar. 11, 2015	Tyler Bozak	Anders Lindback	BUF 3 at TOR 4
Mar. 16, 2015	Evgeny Kuznetsov	Anders Lindback	WSH 4 at BUF 3
Mar. 17, 2015	Tyler Ennis	Niklas Svedberg	BUF 2 at BOS 1
2015-16 2-7			
DATE	GDG	LOSING GOALIE	SCORE
Oct. 21, 2015	Matt Moulson	Jonathan Bernier	TOR 1 at BUF 2
Nov. 19, 2015	Alexander Steen	Linus Ullmark	BUF 2 at STL 3
Dec. 1, 2015	Brad Richards	Linus Ullmark	BUF 4 at DET 5
Dec. 19, 2015	Patrick Kane	Chad Johnson	CHI 3 at BUF 2
Feb. 4, 2016	Ryan Spooner	Chad Johnson	BOS 3 at BUF 2
Feb. 16, 2016	Bobby Ryan	Robin Lehner	BUF 1 at OTT 2
Mar. 5, 2016	Jason Pominville	Robin Lehner	MIN 3 at BUF 2
Mar. 7, 2016	Sam Reinhart	Garret Sparks	BUF 4 at TOR 3
Mar. 29, 2016	Kris Letang	Chad Johnson	BUF 4 at PIT 5
2016-17 2-6			
DATE	GDG	LOSING GOALIE	SCORE
Oct. 25, 2016	Claude Giroux	Anders Nilsson	BUF 3 at PHI 4
Nov. 9, 2016	Bobby Ryan	Robin Lehner	OTT 2 at BUF 1
Nov. 19, 2016	Cal O'Reilly	Marc-Andre Fleury	PIT 1 at BUF 2
Nov. 23, 2016	Thomas Vanek	Robin Lehner	DET 2 at BUF 1
Dec. 17, 2016	Lee Stempniak	Anders Nilsson	BUF 1 at CAR 2
Dec. 20, 2016	Vincent Trocheck	Robin Lehner	BUF 3 at FLA 4
Mar. 4, 2017	Brayden Point	Robin Lehner	TBL 2 at BUF 1
Mar. 17, 2017	Zemgus Girgensons	Jonathan Bernier	BUF 2 at ANA 1
2017-18 1-2			
DATE	GDG	LOSING GOALIE	SCORE
Oct. 5, 2017	Jonathan Drouin	Robin Lehner	MTL 3 at BUF 2
Mar. 8, 2018	Jacob Josefson	Craig Anderson	BUF 4 at OTT 3
Mar. 10, 2018	Erik Haula	Robin Lehner	VGK 2 at BUF 1
2018-19 5-3			
DATE	GDG	LOSING GOALIE	SCORE
Nov. 10, 2018	Casey Mittelstadt	Jacob Markstrom	VAN 3 at BUF 4
Nov. 16, 2018	Conor Sheary	Laurent Brossoit	BUF 2 at WPG 1
Nov. 24, 2018	Sam Reinhart	Jimmy Howard	BUF 3 at DET 2
Dec. 15, 2018	Alex Ovechkin	Carter Hutton	BUF 3 at WSH 4
Feb. 5, 2019	Sam Reinhart	Devan Dubnyk	MIN 4 at BUF 5
Feb. 21, 2019	Steven Stamkos	Carter Hutton	BUF 1 at TBL 2
Mar. 7, 2019	Patrick Kane	Carter Hutton	BUF 4 at CHI 5
Mar. 17, 2019	Sam Reinhart	Jake Allen	STL 3 at BUF 4
2019-20 2-2			
DATE	GDG	LOSING GOALIE	SCORE
Oct. 11, 2019	Jack Eichel	Sergei Bobrovsky	FLA 2 at BUF 3
Oct. 28, 2019	Nick Schmaltz	Carter Hutton	ARI 3 at BUF 2
Feb. 6, 2020	Dylan Larkin	Jonas Johansson	DET 4 at BUF 3
Mar. 9, 2020	Dominik Kahun	Braden Holtby	WSH 2 at BUF 3



ALL-TIME SHOOTOUT SUMMARY (77-71 ALL-TIME)

RECORD BOOK

2020 - 2021

ALL-TIME SHOOTOUT STATS

BUFFALO SHOOTER	GOALS	ATTEMPTS	PCT	GDG
Thomas Vanek	20	54	37.0	6
Jason Pominville	19	52	36.5	5
Ales Kotalik	18	36	50.0	10
Tyler Ennis	15	43	34.9	6
Drew Stafford	13	41	31.7	3
Derek Roy	10	29	34.5	5
Daniel Briere	8	18	44.4	4
Sam Reinhart	7	21	33.3	4
Matt Moulson	7	23	30.4	3
Maxim Afinogenov	6	14	42.9	4
Jack Eichel	6	21	28.6	1
Brad Boyes	5	12	41.7	2
Jochen Hecht	4	8	50.0	2
Nathan Gerbe	4	9	44.4	3
Zemgus Girgensons	4	14	28.6	4
Tim Connolly	4	23	17.4	0
Brian Flynn	3	5	60.0	2
Steve Ott	3	6	50.0	2
Casey Mittelstadt	3	7	42.9	1
Cody Hodgson	3	12	25.0	3
Jacob Josefson	2	3	66.7	1
Brian Gionta	2	10	20.0	0
Rasmus Dahlin	1	1	100.0	0
Dominik Kahun	1	1	100.0	1
Toni Lydman	1	1	100.0	1
Rasmus Ristolainen	1	1	100.0	0
Cal O'Reilly	1	2	50.0	1
Conor Sheary	1	3	33.3	1
Henrik Tallinder	1	3	33.3	0
Tage Thompson	1	3	33.3	0
Ville Leino	1	4	25.0	1
Tyler Myers	1	4	25.0	1
Ryan O'Reilly	1	11	9.1	0
Luke Adam	0	1	0.0	0
Paul Byron	0	1	0.0	0
Cory Conacher	0	1	0.0	0
J-P Dumont	0	1	0.0	0
Marcus Johansson	0	1	0.0	0
Patrick Kaleta	0	1	0.0	0
Tim Kennedy	0	1	0.0	0
Jordan Leopold	0	1	0.0	0
Adam Mair	0	1	0.0	0
Victor Olofsson	0	1	0.0	0
Benoit Pouliot	0	1	0.0	0
Evan Rodrigues	0	1	0.0	0
Jeff Skinner	0	1	0.0	0
Vladimir Sobotka	0	1	0.0	0
Chris Stewart	0	1	0.0	0
Philip Varone	0	1	0.0	0
Jimmy Vesey	0	1	0.0	0
Matt D'Agostini	0	2	0.0	0
Chris Drury	0	2	0.0	0
Linus Omark	0	2	0.0	0
Marcus Foligno	0	4	0.0	0
Evander Kane	0	5	0.0	0
Kyle Okposo	0	6	0.0	0
Clarke MacArthur	0	7	0.0	0

BUFFALO GOALTENDERS

BUFFALO GOALTENDER	GA	SA	SV%	W-L
Ryan Miller	81	277	.708	49-30
Jhonas Enroth	17	67	.746	10-5
Linus Ullmark	4	25	.840	4-2
Carter Hutton	12	25	.520	3-4
Anders Nilsson	6	18	.667	2-2
Chad Johnson	5	15	.667	2-3
Martin Biron	5	12	.583	2-3
Michal Neuvirth	8	16	.500	2-3
Nathan Lieuwen	2	9	.778	1-0
Anders Lindback	2	7	.714	1-2
Robin Lehner	16	24	.333	1-8
Mika Noronen	1	1	.000	0-0
Jonas Johansson	2	2	.000	0-1
Connor Knapp	1	2	.500	0-1
Jocelyn Thibault	3	10	.700	0-2
Patrick Lalime	9	23	.609	0-5

Most Wins in a Season: 10 (2006-07)

Fewest Losses in a season: 1 (2010-11)

Most shootouts: 14 (2006-07, 2011-12)

Longest Shootout: 11 rounds/22 shooters (1/9/10 vs. Colorado)



PLAYOFF HISTORY

2020-2021

ALL-TIME PLAYOFF SCORING

PLAYOFF HISTORY

2020 - 2021

A					
Player	GP	G	A	PTS	PIM
Afinogenov, Maxim	49	10	13	23	22
Anderson, Shawn	5	0	1	1	4
Andersson, Mikael	1	1	0	1	0
Andreychuk, Dave	54	13	23	36	36
Arniel, Scott	16	2	1	3	13
Astley, Mark	2	0	0	0	0
Atkinson, Steve	1	0	0	0	0
Audette, Donald	61	15	23	38	36

B					
Player	GP	G	A	PTS	PIM
Barnaby, Matthew	27	7	11	18	79
Barnes, Stu	39	14	7	21	10
Barrasso, Tom	12	0	0	0	9
Bodger, Doug	42	6	18	24	25
Boland, Michael	3	1	0	1	2
Boucher, Philippe	7	1	1	2	2
Boughner, Bob	25	0	5	5	24
Boyes, Brad	7	1	0	1	0
Breitenbach, Ken	8	0	1	1	4
Briere, Daniel	34	11	23	34	28
Brown, Curtis	52	14	11	25	34
Burridge, Randy	12	5	1	6	2
Butler, Chris	7	0	1	1	10

C					
Player	GP	G	A	PTS	PIM
Campbell, Brian	34	3	10	13	26
Carney, Keith	15	0	6	6	6
Carriere, Larry	23	0	3	3	40
Cloutier, Jacques	4	0	0	0	0
Cloutier, Real	2	0	0	0	0
Connolly, Tim	36	5	18	23	8
Corkum, Bob	14	2	0	2	6
Crozier, Roger	9	0	1	1	2
Cunneyworth, Randy	3	0	0	0	0
Cyr, Paul	18	3	6	9	21

D					
Player	GP	G	A	PTS	PIM
Davis, Mal	7	1	0	1	0
Dawe, Jason	22	4	3	7	18
Desjardins, Gerry	25	0	0	0	4
Deziel, Michel	1	0	0	0	0
Donnelly, Gord	6	0	1	1	0
Draper, Tom	7	0	0	0	0
Drury, Chris	34	17	14	31	12
Dryden, Dave	2	0	0	0	0
Dudley, Rick	25	7	2	9	69
Dumont, J-P	31	11	10	21	22
Dunn, Richie	27	2	14	16	16

E					
Player	GP	G	A	PTS	PIM
Edwards, Don	31	0	0	0	7
Ellis, Matt	4	1	0	1	0
Ennis, Tyler	13	3	5	8	4
Enroth, Jhonas	1	0	0	0	0
Errey, Bob	4	0	1	1	10

F					
Player	GP	G	A	PTS	PIM
Fenyves, Dave	11	0	0	0	9
Fitzpatrick, Rory	11	0	4	4	16
Fogolin, Lee	30	0	6	6	58
Foligno, Mike	39	13	11	24	143
Franceschetti, Lou	6	1	0	1	2
Fuhr, Grant	8	0	0	0	2

G					
Player	GP	G	A	PTS	PIM
Galley, Garry	17	0	9	9	18
Gare, Danny	58	23	21	44	147
Gaustad, Paul	38	0	8	8	37
Gerbe, Nathan	9	3	1	4	18
Gillies, Clark	5	0	1	1	25
Gilmour, Doug	18	2	5	7	12
Graghani, Marc-Andre	7	1	6	7	4
Grand-Pierre, Jean-Luc	4	0	0	0	4
Gratton, Chris	18	6	5	11	18
Gratton, Norm	6	0	1	1	2
Grier, Mike	31	5	6	11	4
Grosek, Michal	40	9	11	20	64
Guevremont, Jocelyn	40	4	17	21	18

H-I					
Player	GP	G	A	PTS	PIM
Hajt, Bill	80	2	16	18	70
Halkidis, Bob	8	0	0	0	41
Haller, Kevin	6	1	4	5	10
Hamel, Gilles	18	2	5	7	8
Hannan, Dave	27	4	3	7	28
Harris, Hugh	3	0	0	0	0
Harrison, Paul	1	0	0	0	0
Hartman, Mike	19	0	0	0	104
Hasek, Dominik	68	0	1	1	32
Hawerchuk, Dale	30	9	25	34	16
Haworth, Alan	10	4	5	9	4
Hecht, Jochen	32	6	8	14	18
Heinze, Steve	13	3	4	7	10
Hess, Robert	1	1	0	1	0
Hillman, Larry	6	0	0	0	8
Hogue, Benoit	13	3	1	4	37
Holland, Jason	1	0	0	0	0
Holzinger, Brian	52	11	18	29	61
Horton, Tim	6	0	1	1	4
Houlder, Bill	8	0	2	2	4
Housley, Phil	35	10	17	27	22
Huddy, Charlie	3	0	0	0	0

J					
Player	GP	G	A	PTS	PIM
James, Val	3	0	0	0	0
Janik, Doug	5	1	0	1	2
Jillson, Jeff	4	0	0	0	0
Johansson, Calle	6	0	1	1	0
Juneau, Joe	20	3	8	11	10

K					
Player	GP	G	A	PTS	PIM
Kaleta, Patrick	12	2	3	5	28
Kalinin, Dmitri	37	2	7	9	20
Kennedy, Dean	8	1	2	3	29
Kennedy, Tim	6	1	2	3	4
Khmylev, Yuri	20	7	5	12	20
Korab, Jerry	46	7	14	21	69
Kotalik, Ales	34	6	9	15	16
Kowal, Joe	2	0	0	0	0
Krupp, Uwe	23	1	2	3	29
Kruse, Paul	11	1	0	1	8

L					
Player	GP	G	A	PTS	PIM
LaFontaine, Pat	19	12	15	27	6
Lambert, Yvon	4	3	0	3	2
Ledyard, Grant	19	4	5	9	20
Leopold, Jordan	5	0	1	1	4
Lorentz, Jim	38	11	9	20	22
Luce, Don	62	17	19	36	46
Lydman, Toni	40	3	7	10	38

ALL-TIME PLAYOFF SCORING

PLAYOFF HISTORY

2020 - 2021

M

Player	GP	G	A	PTS	PIM
Maguire, Kevin	10	0	0	0	86
Mair, Adam	25	2	5	7	14
Malarchuk, Clint	5	0	1	1	2
Maloney, Dave	1	0	0	0	0
Mancari, Mark	1	0	0	0	0
Martin, Rick	62	24	29	53	74
Martin, Terry	11	2	2	4	10
May, Brad	36	3	8	11	59
McAdam, Gary	15	3	2	5	7
McClanahan, Rob	15	0	2	2	17
McCormick, Cody	10	1	2	3	16
McCourt, Dale	14	5	5	10	4
McIntosh, Paul	2	0	0	0	7
McKee, Jay	51	3	6	9	60
McKegney, Tony	38	11	9	20	10
McKenna, Sean	8	1	1	2	2
McNab, Peter	25	2	6	8	4
Meehan, Gerry	6	0	1	1	0
Mickey, Larry	6	1	0	1	5
Miller, Ryan	47	0	1	1	8
Mogilny, Alexander	31	14	16	30	18
Moller, Mike	3	0	1	1	0
Moller, Randy	14	0	2	2	16
Mongrain, Bob	11	1	2	3	4
Montador, Steve	12	1	1	2	12
Morrison, Shaone	1	0	0	0	4
Muni, Craig	12	0	1	1	6
Myers, Tyler	13	2	5	7	20
Myre, Phil	1	0	0	0	0

N-O

Player	GP	G	A	PTS	PIM
Napier, Mark	9	1	3	4	0
Niedermayer, Rob	7	1	3	4	2
Novotny, Jiri	4	0	0	0	0
Numminen, Teppo	28	1	5	6	8
Orlando, Gates	5	0	4	4	14

P-Q

Player	GP	G	A	PTS	PIM
Paetsch, Nathan	1	0	0	0	0
Paille, Daniel	1	0	0	0	0
Parker, Jeff	5	0	0	0	26
Patrick, James	38	1	4	5	16
Patrick, Steve	8	0	1	1	6
Patterson, Colin	13	1	1	2	2
Pearson, Scott	5	0	0	0	4
Peca, Michael	49	8	13	21	38
Perreault, Gilbert	90	33	70	103	44
Peterson, Brent	22	2	3	5	50
Plante, Derek	30	5	9	14	14
Playfair, Larry	40	0	6	6	97
Pominville, Jason	45	12	16	28	12
Pratt, Tracy	6	0	0	0	6
Presley, Wayne	27	9	5	14	42
Priestlay, Ken	14	0	0	0	21
Primeau, Wayne	42	4	7	11	18
Puppa, Daren	11	0	0	0	0
Pyatt, Taylor	14	0	5	5	10

R

Player	GP	G	A	PTS	PIM
Ramsay, Craig	89	17	31	48	27
Ramsey, Mike	72	8	18	26	158
Rasmussen, Erik	27	2	5	7	22
Ray, Rob	55	3	2	5	169
Reekie, Joe	2	0	0	0	4
Richard, Jacques	12	2	1	3	7

R

Player	GP	G	A	PTS	PIM
Rivet, Craig	6	1	0	1	11
Robert, Rene	47	22	17	39	71
Robitaille, Mike	6	0	0	0	0
Roloson, Dwayne	4	0	0	0	0
Ronan, Ed	6	1	0	1	6
Roy, Derek	41	7	18	25	34
Ruff, Lindy	42	11	10	21	168
Ruutu, Christian	23	3	8	11	45

S

Player	GP	G	A	PTS	PIM
Sanderson, Geoff	38	7	9	16	26
Satan, Miroslav	51	14	21	35	14
Sauve, Bob	23	0	0	0	2
Sauve, Jean-Francois	7	2	2	4	0
Savard, Andre	45	5	11	16	40
Schock, Ron	2	0	0	0	0
Schoenfeld, Jim	75	3	13	16	151
Schultz, Dave	3	0	2	2	4
Seiling, Ric	55	14	14	28	31
Sekera, Andrej	8	1	0	1	11
Shannon, Darrin	14	1	3	4	8
Shannon, Darryl	29	4	7	11	16
Sheppard, Ray	7	1	2	3	2
Shields, Steve	10	0	0	0	9
Simon, Todd	5	1	0	1	0
Smehlik, Richard	83	1	14	15	38
Smith, Al	1	0	0	0	0
Smith, Derek	30	9	14	23	13
Smith, Doug	1	0	0	0	0
Snuggerud, Dave	12	1	3	4	6
Spacek, Jaroslav	16	0	0	0	10
Spencer, Brian	30	1	4	5	12
Stafford, Drew	20	3	4	7	6
Stanfield, Fred	31	2	5	7	0
Stewart, Bill	9	0	3	3	0
Sutton, Ken	25	3	4	7	16
Svoboda, Petr	10	1	4	5	10
Sweeney, Bob	14	2	2	4	12
Sylvester, Dean	4	0	0	0	2

T-U

Player	GP	G	A	PTS	PIM
Tallinder, Henrik	36	2	10	12	28
Tanti, Tony	12	2	3	5	12
Taylor, Chris	2	0	0	0	2
Terbenche, Paul	6	0	0	0	0
Tidey, Alex	2	0	0	0	0
Torres, Raffi	4	0	2	2	12
Trefilov, Andrei	1	0	0	0	0
Tsyplakov, Vladimir	14	1	1	2	8
Tucker, John	17	9	11	20	18
Turgeon, Pierre	23	12	13	25	14

V

Player	GP	G	A	PTS	PIM
Vaive, Rick	17	7	5	12	20
Van Boxmeer, John	35	5	14	19	35
Vanek, Thomas	36	15	5	20	18
Varada, Vaclav	54	8	12	20	48
Virta, Hannu	17	1	3	4	6

W-Y

Player	GP	G	A	PTS	PIM
Wakaluk, Darcy	2	0	0	0	2
Ward, Dixon	53	12	17	29	46
Warrener, Rhett	38	1	5	6	38
Weber, Mike	7	0	1	1	6



2020 - 2021

ALL-TIME PLAYOFF SCORING PLAYOFF HISTORY

W-Y					
Player	GP	G	A	PTS	PIM
Wells, Jay	7	0	1	1	12
Wiemer, Jim	1	0	0	0	0
Wilson, Mike	25	0	2	2	15
Wood, Randy	21	3	5	8	10
Woolley, Jason	49	7	27	34	26

Z					
Player	GP	G	A	PTS	PIM
Zhitnik, Alexei	70	6	21	27	138
Zubrus, Dainius	15	0	8	8	8



ALL-TIME PLAYOFF GOALTENDER STATS

PLAYOFF HISTORY

2020-2021

SABRES ALL-TIME GOALTENDER STATISTICS | PLAYOFFS

Player	GP	MIN	GA	EN	SO	SV%	GAA	W	L
Barrasso, Tom	12	660:53	46	1	0	.860	4.18	3	8
Cloutier, Jacques	4	238:08	10	1	1	.907	2.52	1	3
Crozier, Roger	9	538:16	25	1	0	.903	2.79	5	4
Desjardins, Gerry	25	1,379:16	75	1	0	.869	3.26	11	11
Draper, Tom	7	433:22	19	0	1	.905	2.63	3	4
Dryden, Dave	2	119:19	9	0	0	.873	4.53	0	2
Edwards, Don	31	1,845:55	98	3	1	.886	3.19	13	18
Enroth, Jhonas	1	17:11	1	0	0	.875	3.49	0	0
Fuhr, Grant	8	473:53	27	0	1	.875	3.42	3	4
Harrison, Paul	1	25:32	1	0	0	.875	2.35	0	0
Hasek, Dominik	68	4,290:16	146	6	6	.930	2.04	37	30
Malarchuk, Clint	5	305:06	22	0	0	.851	4.33	2	3
Miller, Ryan	47	2,945:10	121	4	3	.917	2.46	25	22
Myre, Phil	1	56:46	7	0	0	.759	7.40	0	0
Puppa, Daren	11	591:31	36	2	0	.881	3.65	3	6
Rolason, Dwayne	4	139:20	10	1	0	.851	4.31	1	1
Sauve, Bob	23	1,265:21	59	1	4	.894	2.80	13	9
Shields, Steve	10	569:35	26	3	1	.922	2.74	4	6
Smith, Al	1	17:11	1	0	0	.500	3.49	0	0
Trefilov, Andrei	1	5:11	0	0	0	1.000	0.00	0	0
Wakaluk, Darcy	2	37:15	2	0	0	.909	3.22	0	1



SABRES ALL-TIME PLAYOFF RESULTS

PLAYOFF HISTORY

2020 - 2021

1973

DATE

April 4, 1973
 April 5, 1973
 April 7, 1973
 April 8, 1973
 April 10, 1973
 April 12, 1973

(Montreal wins series 4 games to 2)

SCORE

@ Montreal 2, Buffalo 1
 @ Montreal 7, Buffalo 3
 Montreal 5, @ Buffalo 2
 @ Buffalo 5, Montreal 1
 Buffalo 3, @ Montreal 2 (OT)
 Montreal 4, @ Buffalo 2

GOALTENDERS

K. Dryden/D. Dryden
 K. Dryden/D. Dryden
 K. Dryden/Crozier
 Crozier/K. Dryden
 Crozier/K. Dryden
 K. Dryden/Crozier

WINNING GOAL

Cournoyer (MTL)
 Lapointe (MTL)
 Wilson (MTL)
 Perreault (BUF)
 Robert (BUF)
 Lapointe (MTL)

1975

DATE

April 13, 1975
 April 15, 1975
 April 17, 1975
 April 20, 1975
 April 22, 1975

(Buffalo wins series 4 games to 1)

SCORE

@ Buffalo 4, Chicago 1
 @ Buffalo 3, Chicago 1
 @ Chicago 5, Buffalo 4 (OT)
 Buffalo 6, @ Chicago 2
 @ Buffalo 3, Chicago 1

GOALTENDERS

Desjardins/Esposito
 Desjardins/Esposito
 Esposito/Desjardins
 Desjardins/Esposito
 Desjardins/Esposito

WINNING GOAL

Perreault (BUF)
 Dudley (BUF)
 Mikita (CHI)
 R. Martin (BUF)
 Robert (BUF)

DATE

April 27, 1975
 April 29, 1975
 May 1, 1975
 May 3, 1975
 May 6, 1975
 May 8, 1975

(Buffalo wins series 4 games to 2)

SCORE

@ Buffalo 6, Montreal 5 (OT)
 @ Buffalo 4, Montreal 2
 @ Montreal 7, Buffalo 0
 @ Montreal 8, Buffalo 2
 @ Buffalo 5, Montreal 4 (OT)
 Buffalo 4, @ Montreal 3

GOALTENDERS

Desjardins & Crozier/Dryden
 Crozier/Dryden
 Dryden/Crozier & Desjardins
 Dryden/Desjardins
 Desjardins/Dryden
 Desjardins/Dryden

WINNING GOAL

Gare (BUF)
 Ramsay (BUF)
 Mahovlich (MTL)
 Lafleur (MTL)
 Robert (BUF)
 Lorentz (BUF)

DATE

May 15, 1975
 May 18, 1975
 May 20, 1975
 May 22, 1975
 May 25, 1975
 May 27, 1975

(Philadelphia wins series 4 games to 2)

SCORE

@ Philadelphia 4, Buffalo 1
 @ Philadelphia 2, Buffalo 1
 @ Buffalo 5, Philadelphia 4 (OT)
 @ Buffalo 4, Philadelphia 2
 @ Philadelphia 5, Buffalo 1
 Philadelphia 2, @ Buffalo 0

GOALTENDERS

Parent/Desjardins
 Parent/Desjardins
 Desjardins & Crozier/Parent
 Desjardins/Parent
 Parent/Desjardins
 Parent/Crozier

WINNING GOAL

Lonsberry (PHI)
 Clarke (PHI)
 Robert (BUF)
 Lorentz (BUF)
 Dornhoefer (PHI)
 Kelly (PHI)

1976

DATE

April 6, 1976
 April 8, 1976
 April 9, 1976

(Buffalo wins series 2 games to 1)

SCORE

@ St. Louis 5, Buffalo 2
 @ Buffalo 3, St. Louis 2 (OT)
 @ Buffalo 2, St. Louis 1 (OT)

GOALTENDERS

Staniowski/Desjardins
 Desjardins/Staniowski
 Desjardins/Staniowski

WINNING GOAL

Patey (STL)
 Gare (BUF)
 Luce (BUF)

DATE

April 11, 1976
 April 13, 1976
 April 15, 1976
 April 17, 1976
 April 20, 1976
 April 22, 1976

(NY Islanders win series 4 games to 2)

SCORE

@ Buffalo 5, NY Islanders 3
 @ Buffalo 3, NY Islanders 2 (OT)
 @ NY Islanders 5, Buffalo 3
 @ NY Islanders 4, Buffalo 2
 NY Islanders 4, @ Buffalo 2
 @ NY Islanders 3, Buffalo 2

GOALTENDERS

Desjardins/Resch & Smith
 Desjardins/Smith
 Smith/Desjardins
 Smith/Desjardins
 Smith/Desjardins
 Smith/Desjardins

WINNING GOAL

R. Martin (BUF)
 Gare (BUF)
 MacMillan (NYI)
 Potvin (NYI)
 Marshall (NYI)
 Gillies (NYI)

1977

DATE

April 5, 1977
 April 7, 1977

(Buffalo wins series 2 games to 0)

SCORE

@ Buffalo 4, Minnesota 2
 Buffalo 7, @ Minnesota 1

GOALTENDERS

Edwards/LoPresti
 Edwards/LoPresti & Smith

WINNING GOAL

Korab (BUF)
 R. Martin (BUF)

DATE

April 11, 1977
 April 13, 1977
 April 15, 1977
 April 17, 1977

(NY Islanders win series 4 games to 0)

SCORE

@ NY Islanders 4, Buffalo 2
 @ NY Islanders 4, Buffalo 2
 NY Islanders 4, @ Buffalo 3
 NY Islanders 4, @ Buffalo 3

GOALTENDERS

Smith/Edwards
 Smith/Edwards
 Smith/Edwards
 Smith/Desjardins

WINNING GOAL

Gillies (NYI)
 Gillies (NYI)
 Gillies (NYI)
 MacMillan (NYI)



SABRES ALL-TIME PLAYOFF RESULTS

PLAYOFF HISTORY

2020 - 2021

1978

DATE	SCORE	GOALTENDERS	WINNING GOAL
April 11, 1978	@ Buffalo 4, NY Rangers 1	Edwards/Thomas	R. Martin (BUF)
April 13, 1978	@ NY Rangers 4, Buffalo 3 (OT)	Davidson/Edwards	Murdoch (NYR)
April 15, 1978	@ Buffalo 4, NY Rangers 1	Edwards/Thomas	Ramsay (BUF)

(Buffalo wins series 2 games to 1)

DATE	SCORE	GOALTENDERS	WINNING GOAL
April 17, 1978	@ Philadelphia 4, Buffalo 1	Parent/Edwards	Kelly (PHI)
April 19, 1978	@ Philadelphia 3, Buffalo 2	Parent/Edwards	MacLeish (PHI)
April 22, 1978	@ Buffalo 4, Philadelphia 1	Edwards/Parent	Perreault (BUF)
April 23, 1978	Philadelphia 4, @ Buffalo 2	Parent/Edwards	MacLeish (PHI)
April 25, 1978	@ Philadelphia 4, Buffalo 2	Parent/Edwards	Lonsberry (PHI)

(Philadelphia wins series 4 games to 1)

1979

DATE	SCORE	GOALTENDERS	WINNING GOAL
April 10, 1979	Pittsburgh 4, @ Buffalo 3	Herron/Sauve	Kindrachuk (PIT)
April 12, 1979	Buffalo 3, @ Pittsburgh 1	Sauve/Herron	Richard (BUF)
April 14, 1979	Pittsburgh 4, @ Buffalo 3 (OT)	Herron/Sauve	Ferguson (PIT)

(Pittsburgh wins series 2 games to 1)

1980

DATE	SCORE	GOALTENDERS	WINNING GOAL
April 8, 1980	@ Buffalo 2, Vancouver 1	Edwards/Bromley	Luce (BUF)
April 9, 1980	@ Buffalo 6, Vancouver 0	Sauve/Bromley & Hanlon	Ramsay (BUF)
April 11, 1980	@ Vancouver 5, Buffalo 4	Hanlon & Bromley/Edwards	Brasar (VAN)
April 12, 1980	Buffalo 3, @ Vancouver 1	Sauve/Bromley	Perreault (BUF)

(Buffalo wins series 3 games to 1)

DATE	SCORE	GOALTENDERS	WINNING GOAL
April 16, 1980	@ Buffalo 5, Chicago 0	Edwards/Esposito	Van Boxmeer (BUF)
April 17, 1980	@ Buffalo 6, Chicago 4	Sauve/Veisor	Gare (BUF)
April 19, 1980	Buffalo 2, @ Chicago 1	Edwards/Esposito	Dudley (BUF)
April 20, 1980	Buffalo 3, @ Chicago 2	Sauve/Esposito	Perreault (BUF)

(Buffalo wins series 4 games to 0)

DATE	SCORE	GOALTENDERS	WINNING GOAL
April 29, 1980	NY Islanders 4, @ Buffalo 1	Smith/Edwards	Bossy (NYI)
May 1, 1980	NY Islanders 2, @ Buffalo 1 (2OT)	Smith/Sauve	Nystrom (NYI)
May 3, 1980	@ NY Islanders 7, Buffalo 4	Smith/Edwards	Henning (NYI)
May 6, 1980	Buffalo 7, @ NY Islanders 4	Sauve/Smith & Resch	Smith (BUF)
May 8, 1980	@ Buffalo 2, NY Islanders 0	Sauve/Resch	Van Boxmeer (BUF)
May 10, 1980	@ NY Islanders 5, Buffalo 2	Smith/Sauve	Lorimer (NYI)

(NY Islanders win series 4 games to 2)

1981

DATE	SCORE	GOALTENDERS	WINNING GOAL
April 8, 1981	@ Buffalo 3, Vancouver 2 (OT)	Edwards/Brodeur	Haworth (BUF)
April 9, 1981	@ Buffalo 5, Vancouver 2	Edwards/Brodeur	Gare (BUF)
April 11, 1981	Buffalo 5, @ Vancouver 3	Edwards/Brodeur	Ruff (BUF)

(Buffalo wins series 3 games to 0)

DATE	SCORE	GOALTENDERS	WINNING GOAL
April 16, 1981	Minnesota 4, @ Buffalo 3 (OT)	Meloche/Edwards	Payne (MIN)
April 17, 1981	Minnesota 5, @ Buffalo 2	Meloche/Edwards	Ciccarelli (MIN)
April 19, 1981	@ Minnesota 6, Buffalo 4	Meloche/Edwards	Broten (MIN)
April 20, 1981	Buffalo 5, @ Minnesota 4 (OT)	Edwards/Meloche	Ramsay (BUF)
April 22, 1981	Minnesota 4, @ Buffalo 3	Beaupre/Edwards	MacAdam (MIN)

(Minnesota wins series 4 games to 1)



SABRES ALL-TIME PLAYOFF RESULTS

PLAYOFF HISTORY

2020 - 2021

1982

DATE	SCORE	GOALTENDERS	WINNING GOAL
April 7, 1982	@ Boston 3, Buffalo 1	Moffat/Edwards	Park (BOS)
April 8, 1982	@ Boston 7, Buffalo 3	Moffat/Harrison	Pederson (BOS)
April 10, 1982	@ Buffalo 5, Boston 2	Edwards/Moffat	Ramsay (BUF)
April 11, 1982	Boston 5, @ Buffalo 2	Moffat/Edwards	O'Reilly (BOS)

(Boston wins series 3 games to 1)

1983

DATE	SCORE	GOALTENDERS	WINNING GOAL
April 6, 1983	Buffalo 1, @ Montreal 0	Sauve/Wamsley	Peterson (BUF)
April 7, 1983	Buffalo 3, @ Montreal 0	Sauve/Wamsley & Sevigny	McCourt (BUF)
April 9, 1983	@ Buffalo 4, Montreal 2	Sauve/Wamsley	McKegney (BUF)

(Buffalo wins series 3 games to 0)

DATE	SCORE	GOALTENDERS	WINNING GOAL
April 14, 1983	Buffalo 7, @ Boston 4	Sauve/Peeters	McKegney (BUF)
April 15, 1983	@ Boston 5, Buffalo 3	Peeters/Sauve	Bourque (BOS)
April 17, 1983	@ Buffalo 4, Boston 3	Sauve/Peeters	Ramsey (BUF)
April 18, 1983	Boston 6, @ Buffalo 2	Peeters/Sauve	Middleton (BOS)
April 20, 1983	@ Boston 9, Buffalo 0	Peeters/Sauve & Myre	Crowder (BOS)
April 22, 1983	@ Buffalo 5, Boston 3	Sauve/Peeters	Ruff (BUF)
April 24, 1983	@ Boston 3, Buffalo 2 (OT)	Peeters/Sauve	Park (BOS)

(Boston wins series 4 games to 3)

1984

DATE	SCORE	GOALTENDERS	WINNING GOAL
April 4, 1984	Quebec 3, @ Buffalo 2	Bouchard/Barrasso & Sauve	M. Stastny (QUE)
April 5, 1984	Quebec 6, @ Buffalo 2	Bouchard/Sauve & Barrasso	Savard (QUE)
April 7, 1984	@ Quebec 4, Buffalo 1	Bouchard/Barrasso	Sauve (QUE)

(Quebec wins series 3 games to 0)

1985

DATE	SCORE	GOALTENDERS	WINNING GOAL
April 10, 1985	@ Quebec 5, Buffalo 2	Gosselin/Barrasso	A. Stastny (QUE)
April 11, 1985	@ Quebec 3, Buffalo 2	Gosselin/Barrasso	Rochefort (QUE)
April 13, 1985	@ Buffalo 6, Quebec 4	Barrasso/Gosselin	Andreychuk (BUF)
April 14, 1985	@ Buffalo 7, Quebec 4	Barrasso/Bouchard	Andreychuk (BUF)
April 16, 1985	@ Quebec 6, Buffalo 5	Gosselin/Barrasso	Ashton (QUE)

(Quebec wins series 3 games to 2)

1988

DATE	SCORE	GOALTENDERS	WINNING GOAL
April 6, 1988	@ Boston 7, Buffalo 3	Lemelin/Barrasso & Puppa	Kluzak (BOS)
April 7, 1988	@ Boston 4, Buffalo 1	Lemelin/Barrasso	Shoebottom (BOS)
April 9, 1988	@ Buffalo 6, Boston 2	Barrasso/Moog	Tucker (BUF)
April 10, 1988	@ Buffalo 6, Boston 5 (OT)	Puppa/Lemelin	Tucker (BUF)
April 12, 1988	@ Boston 5, Buffalo 4	Lemelin/Puppa	Middleton (BOS)
April 14, 1988	Boston 5, @ Buffalo 2	Moog/Barrasso	Plett (BOS)

(Boston wins series 4 games to 2)

1989

DATE	SCORE	GOALTENDERS	WINNING GOAL
April 5, 1989	Buffalo 6, at Boston 0	Cloutier/Lemelin	Foligno (BUF)
April 6, 1989	at Boston 5, Buffalo 3	Moog/Malarchuk	Carpenter (BOS)
April 8, 1989	Boston 4, at Buffalo 2	Moog/Cloutier	Neely (BOS)
April 9, 1989	Boston 3, at Buffalo 2	Lemelin/Cloutier	Neely (BOS)
April 11, 1989	at Boston 4, Buffalo 1	Moog/Cloutier	Neufeld (BOS)

(Boston wins series 4 games to 1)



SABRES ALL-TIME PLAYOFF RESULTS

PLAYOFF HISTORY

2020 - 2021

1990

DATE	SCORE	GOALTENDERS	WINNING GOAL
April 5, 1990	@ Buffalo 4, Montreal 1	Puppa/Roy	Vaive (BUF)
April 7, 1990	Montreal 3, @ Buffalo 0	Roy/Puppa	Naslund (MTL)
April 9, 1990	@ Montreal 2, Buffalo 1 (OT)	Roy/Puppa	Skrudland (MTL)
April 11, 1990	Buffalo 4, @ Montreal 2	Puppa/Roy	Turgeon (BUF)
April 13, 1990	Montreal 4, @ Buffalo 2	Roy/Puppa	Richer (MTL)
April 15, 1990	@ Montreal 5, Buffalo 2	Roy/Puppa	Lemieux (MTL)

(Montreal wins series 4 games to 2)

1991

DATE	SCORE	GOALTENDERS	WINNING GOAL
April 3, 1991	@ Montreal 7, Buffalo 5	Roy/Puppa & Wakaluk	Gilchrist (MTL)
April 5, 1991	@ Montreal 5, Buffalo 4	Roy/Puppa	Carbonneau (MTL)
April 7, 1991	@ Buffalo 5, Montreal 4	Malarchuk/Roy	Ramsey (BUF)
April 9, 1991	@ Buffalo 6, Montreal 4	Malarchuk/Roy & Racicot	Ray (BUF)
April 11, 1991	@ Montreal 4, Buffalo 3 (OT)	Roy/Malarchuk	Courtnall (MTL)
April 13, 1991	Montreal 5, @ Buffalo 1	Roy & Racicot/Malarchuk	Corson (MTL)

(Montreal wins series 4 games to 2)

1992

DATE	SCORE	GOALTENDERS	WINNING GOAL
April 19, 1992	Buffalo 3, @ Boston 2	Draper/Moog	Bodger (BUF)
April 21, 1992	@ Boston 3, Buffalo 2 (OT)	Moog/Draper	Oates (BOS)
April 23, 1992	Boston 3, @ Buffalo 2	Moog/Draper	Oates (BOS)
April 25, 1992	Boston 5, @ Buffalo 4 (OT)	Moog/Draper	Donato (BOS)
April 27, 1992	Buffalo 2, @ Boston 0	Draper/Moog	LaFontaine (BUF)
April 29, 1992	@ Buffalo 9, Boston 3	Draper/Moog & Lemelin	May (BUF)
May 1, 1992	@ Boston 3, Buffalo 2	Moog/Draper	Reid (BOS)

(Boston wins series 4 games to 3)

1993

DATE	SCORE	GOALTENDERS	WINNING GOAL
April 18, 1993	Buffalo 5, @ Boston 4 (OT)	Fuhr/Moog	Sweeney (BUF)
April 20, 1993	Buffalo 4, @ Boston 0	Fuhr/Moog & Blue	Presley (BUF)
April 22, 1993	@ Buffalo 4, Boston 3 (OT)	Fuhr/Blue	Khmylev (BUF)
April 24, 1993	@ Buffalo 6, Boston 5 (OT)	Fuhr & Hasek/Moog	May (BUF)

(Buffalo wins series 4 games to 0)

DATE	SCORE	GOALTENDERS	WINNING GOAL
May 2, 1993	@ Montreal 4, Buffalo 3	Roy/Fuhr	Damphousse (MTL)
May 4, 1993	@ Montreal 4, Buffalo 3 (OT)	Roy/Fuhr	Carbonneau (MTL)
May 6, 1993	Montreal 4, @ Buffalo 3 (OT)	Roy/Fuhr	Dionne (MTL)
May 8, 1993	Montreal 4, @ Buffalo 3 (OT)	Roy/Fuhr	Muller (MTL)

(Montreal wins series 4 games to 0)

1994

DATE	SCORE	GOALTENDERS	WINNING GOAL
April 17, 1994	Buffalo 2, @ New Jersey 0	Hasek/Brodeur	Simon (BUF)
April 19, 1994	@ New Jersey 2, Buffalo 1	Brodeur/Hasek	Stevens (NJD)
April 21, 1994	New Jersey 2, @ Buffalo 1	Brodeur/Hasek	Albelin (NJD)
April 23, 1994	@ Buffalo 5, New Jersey 3	Hasek/Brodeur	Presley (BUF)
April 25, 1994	@ New Jersey 5, Buffalo 3	Brodeur/Hasek	Lemieux (NJD)
April 27, 1994	@ Buffalo 1, New Jersey 0 (4OT)	Hasek/Brodeur	Hannan (BUF)
April 29, 1994	@ New Jersey 2, Buffalo 1	Brodeur/Hasek	Lemieux (NJD)

(New Jersey wins series 4 games to 3)

1995

DATE	SCORE	GOALTENDERS	WINNING GOAL
May 7, 1995	@ Philadelphia 4, Buffalo 3 (OT)	Hextall/Hasek	Dykhuis (PHI)
May 8, 1995	@ Philadelphia 3, Buffalo 1	Hextall/Hasek	DiMaio (PHI)
May 10, 1995	@ Buffalo 3, Philadelphia 1	Hasek/Hextall	Presley (BUF)
May 12, 1995	Philadelphia 4, @ Buffalo 2	Hextall/Hasek	Desjardins (PHI)
May 14, 1995	@ Philadelphia 6, Buffalo 4	Hextall/Hasek	LeClair (PHI)

(Philadelphia wins series 4 games to 1)



SABRES ALL-TIME PLAYOFF RESULTS

PLAYOFF HISTORY

2020 - 2021

1997

DATE	SCORE	GOALTENDERS	WINNING GOAL
April 17, 1997	@ Buffalo 3, Ottawa 1	Hasek/Tugnutt	Plante (BUF)
April 19, 1997	Ottawa 3, @ Buffalo 1	Tugnutt/Hasek	Duchesne (OTT)
April 21, 1997	Buffalo 3, @ Ottawa 2	Hasek & Shields/Tugnutt	Ward (BUF)
April 23, 1997	@ Ottawa 1, Buffalo 0 (OT)	Tugnutt/Shields	Alfredsson (OTT)
April 25, 1997	Ottawa 4, @ Buffalo 1	Tugnutt/Shields & Trefilov	Alfredsson (OTT)
April 27, 1997	Buffalo 3, @ Ottawa 0	Shields/Tugnutt	Holzinger (BUF)
April 29, 1997	@ Buffalo 3, Ottawa 2 (OT)	Shields/Tugnutt	Plante (BUF)

(Buffalo wins series 4 games to 3)

DATE	SCORE	GOALTENDERS	WINNING GOAL
May 3, 1997	Philadelphia 5, @ Buffalo 3	Snow/Shields	Podein (PHI)
May 5, 1997	Philadelphia 2, @ Buffalo 1	Snow/Shields	Therien (PHI)
May 7, 1997	@ Philadelphia 4, Buffalo 1	Snow/Shields	Hawerchuk (PHI)
May 9, 1997	Buffalo 5, @ Philadelphia 4 (OT)	Shields/Snow	Ronan (BUF)
May 11, 1997	Philadelphia 6, @ Buffalo 3	Hextall/Shields	Zubrus (PHI)

(Philadelphia wins series 4 games to 1)

1998

DATE	SCORE	GOALTENDERS	WINNING GOAL
April 22, 1998	Buffalo 3, @ Philadelphia 2	Hasek/Burke	Audette (BUF)
April 24, 1998	@ Philadelphia 3, Buffalo 2	Burke/Hasek	LeClair (PHI)
April 27, 1998	@ Buffalo 6, Philadelphia 1	Hasek/Burke & Hextall	Grosek (BUF)
April 29, 1998	@ Buffalo 4, Philadelphia 1	Hasek/Burke	Satan (BUF)
May 1, 1998	Buffalo 3, @ Philadelphia 2 (OT)	Hasek/Burke	Grosek (BUF)

(Buffalo wins series 4 games to 1)

DATE	SCORE	GOALTENDERS	WINNING GOAL
May 8, 1998	@ Buffalo 3, Montreal 2 (OT)	Hasek/Moog	Sanderson (BUF)
May 10, 1998	@ Buffalo 6, Montreal 3	Hasek/Moog & Thibault	Barnaby (BUF)
May 12, 1998	Buffalo 5, @ Montreal 4 (2OT)	Hasek/Thibault & Theodore	Peca (BUF)
May 14, 1998	Buffalo 3, @ Montreal 1	Hasek/Moog & Theodore	Audette (BUF)

(Buffalo wins series 4 games to 0)

DATE	SCORE	GOALTENDERS	WINNING GOAL
May 23, 1998	Buffalo 2, @ Washington 0	Hasek/Kolzig	Grosek (BUF)
May 25, 1998	@ Washington 3, Buffalo 2 (OT)	Kolzig/Hasek	Krygier (WSH)
May 28, 1998	Washington 4, @ Buffalo 3 (OT)	Kolzig/Hasek	Bondra (WSH)
May 30, 1998	Washington 2, @ Buffalo 0	Kolzig/Hasek	Berube (WSH)
June 2, 1998	Buffalo 2, @ Washington 1	Hasek/Kolzig	Woolley (BUF)
June 4, 1998	Washington 3, @ Buffalo 2 (OT)	Kolzig/Hasek	Juneau (WSH)

(Washington wins series 4 games to 2)

1999

DATE	SCORE	GOALTENDERS	WINNING GOAL
April 21, 1999	Buffalo 2, @ Ottawa 1	Hasek/Tugnutt	Brown (BUF)
April 23, 1999	Buffalo 3, @ Ottawa 2 (2OT)	Hasek/Rhodes	Satan (BUF)
April 25, 1999	@ Buffalo 3, Ottawa 0	Hasek/Rhodes	Ward (BUF)
April 27, 1999	@ Buffalo 4, Ottawa 3	Hasek/Tugnutt	Zhitnik (BUF)

(Buffalo wins series 4 games to 0)

May 6, 1999	@ Boston 4, Buffalo 2	Dafoe/Hasek	Thornton (BOS)
May 9, 1999	Buffalo 3, @ Boston 1	Hasek/Dafoe	Brown (BUF)
May 12, 1999	@ Buffalo 3, Boston 2	Hasek/Dafoe	Ward (BUF)
May 14, 1999	@ Buffalo 3, Boston 0	Hasek/Dafoe	Zhitnik (BUF)
May 16, 1999	@ Boston 5, Buffalo 3	Dafoe/Hasek & Roloson	Khristich (BOS)
May 18, 1999	@ Buffalo 3, Boston 2	Hasek/Dafoe	Brown (BUF)

(Buffalo wins series 4 games to 2)



SABRES ALL-TIME PLAYOFF RESULTS

PLAYOFF HISTORY

2020 - 2021

1999

DATE

May 23, 1999
May 25, 1999
May 27, 1999
May 29, 1999
May 31, 1999

(Buffalo wins series 4 games to 1)

SCORE

Buffalo 5, @ Toronto 4
@ Toronto 6, Buffalo 3
@ Buffalo 4, Toronto 2
@ Buffalo 5, Toronto 2
Buffalo 4, @ Toronto 2

GOALTENDERS

Roloson/Joseph
Joseph/Roloson
Hasek & Roloson/Joseph
Hasek/Joseph & Healy
Hasek/Joseph

WINNING GOAL

Sanderson (BUF)
Perreault (TOR)
Barnes (BUF)
Ray (BUF)
Rasmussen (BUF)

DATE

June 8, 1999
June 10, 1999
June 12, 1999
June 15, 1999
June 17, 1999
June 19, 1999

(Dallas wins series 4 games to 2)

SCORE

Buffalo 3, @ Dallas 2 (OT)
@ Dallas 4, Buffalo 2
Dallas 2, @ Buffalo 1
@ Buffalo 2, Dallas 1
@ Dallas 2, Buffalo 0
Dallas 2, @ Buffalo 1 (3OT)

GOALTENDERS

Hasek/Belfour
Belfour/Hasek
Belfour/Hasek
Hasek/Belfour
Belfour/Hasek
Belfour/Hasek

WINNING GOAL

Woolley (BUF)
Hull (DAL)
Nieuwendyk (DAL)
Ward (BUF)
Sydor (DAL)
Hull (DAL)

2000

DATE

April 13, 2000
April 14, 2000
April 16, 2000
April 18, 2000
April 20, 2000

(Philadelphia wins series 4 games to 1)

SCORE

@ Philadelphia 3, Buffalo 2
@ Philadelphia 2, Buffalo 1
Philadelphia 2, @ Buffalo 0
@ Buffalo 3, Philadelphia 2 (OT)
@ Philadelphia 5, Buffalo 2

GOALTENDERS

Boucher/Hasek
Boucher/Hasek
Boucher/Hasek
Hasek/Boucher
Boucher/Hasek

WINNING GOAL

Gagne (PHI)
Desjardins (PHI)
LeClair (PHI)
Barnes (BUF)
Langkow (PHI)

2001

DATE

April 11, 2001
April 14, 2001
April 16, 2001
April 17, 2001
April 19, 2001
April 21, 2001

(Buffalo wins series 4 games to 2)

SCORE

Buffalo 2, @ Philadelphia 1
Buffalo 4, @ Philadelphia 3 (OT)
Philadelphia 3, @ Buffalo 2
@ Buffalo 4, Philadelphia 3 (OT)
@ Philadelphia 3, Buffalo 1
@ Buffalo 8, Philadelphia 0

GOALTENDERS

Hasek/Cechmanek
Hasek/Cechmanek
Cechmanek/Hasek
Hasek/Cechmanek
Cechmanek/Hasek
Hasek/Cechmanek & Boucher

WINNING GOAL

Gilmour (BUF)
McKee (BUF)
Delmore (PHI)
Brown (BUF)
Recchi (PHI)
Gratton (BUF)

DATE

April 26, 2001
April 28, 2001
April 30, 2001
May 2, 2001
May 5, 2001
May 8, 2001
May 10, 2001

(Pittsburgh wins series 4 games to 3)

SCORE

Pittsburgh 3, @ Buffalo 0
Pittsburgh 3 @ Buffalo 1
Buffalo 4, @ Pittsburgh 1
Buffalo 5, @ Pittsburgh 2
@ Buffalo 3, Pittsburgh 2 (OT)
@ Pittsburgh 3, Buffalo 2 (OT)
Pittsburgh 3, @ Buffalo 2 (OT)

GOALTENDERS

Hedberg/Hasek
Hedberg/Hasek
Hasek/Hedberg
Hasek/Hedberg
Hasek/Hedberg
Hedberg/Hasek
Hedberg & Aubin/Hasek

WINNING GOAL

Lemieux (PIT)
FERENCE (PIT)
Woolley (BUF)
Barnes (BUF)
Barnes (BUF)
Straka (PIT)
Kasparaitis (PIT)

2006

DATE

April 22, 2006
April 24, 2006
April 26, 2006
April 28, 2006
April 30, 2006
May 2, 2006

(Buffalo wins series 4 games to 2)

SCORE

@ Buffalo 3, Philadelphia 2 (2OT)
@ Buffalo 8, Philadelphia 2
@ Philadelphia 4, Buffalo 2
@ Philadelphia 5, Buffalo 4
@ Buffalo 3, Philadelphia 0
Buffalo 7, @ Philadelphia 1

GOALTENDERS

Miller/Esche
Miller/Esche & Niitymaki
Esche/Miller
Esche/Miller
Miller/Esche
Miller/Esche & Niitymaki

WINNING GOAL

Briere (BUF)
Kotalik (BUF)
Forsberg (PHI)
Forsberg (PHI)
Connolly (BUF)
Kotalik (BUF)

DATE

May 5, 2006
May 8, 2006
May 10, 2006
May 11, 2006
May 13, 2006

(Buffalo wins series 4 games to 1)

SCORE

Buffalo 7, @ Ottawa 6 (OT)
Buffalo 2, @ Ottawa 1
@ Buffalo 3, Ottawa 2 (OT)
Ottawa 2, @ Buffalo 1
Buffalo 3, @ Ottawa 2 (OT)

GOALTENDERS

Miller/Emery
Miller/Emery
Miller/Emery
Emery/Miller
Miller/Emery

WINNING GOAL

Drury (BUF)
Hecht (BUF)
Dumont (BUF)
Redden (OTT)
Pominville (BUF)



SABRES ALL-TIME PLAYOFF RESULTS

PLAYOFF HISTORY

2020 - 2021

2006

DATE

May 20, 2006
May 22, 2006
May 24, 2006
May 26, 2006
May 28, 2006
May 30, 2006
June 1, 2006

(Carolina wins series 4 games to 3)

SCORE

Buffalo 3, @ Carolina 2
@ Carolina 4, Buffalo 3
@ Buffalo 4, Carolina 3
Carolina 4, @ Buffalo 0
@ Carolina 4, Buffalo 3 (OT)
@ Buffalo 2, Carolina 1 (OT)
@ Carolina 4, Buffalo 2

GOALTENDERS

Miller/Ward
Ward/Miller
Miller/Ward & Gerber
Gerber/Miller
Gerber & Ward/Miller
Miller/Ward
Ward/Miller

WINNING GOAL

McKee (BUF)
Williams (CAR)
Kotalik (BUF)
Recchi (CAR)
Stillman (CAR)
Briere (BUF)
Brind'Amour (CAR)

2007

DATE

April 12, 2007
April 14, 2007
April 16, 2007
April 18, 2007
April 20, 2007

(Buffalo wins series 4 games to 1)

SCORE

@ Buffalo 4, NY Islanders 1
NY Islanders 3, @ Buffalo 2
Buffalo 3, @ NY Islanders 2
Buffalo 4, @ NY Islanders 2
@ Buffalo 4, NY Islanders 3

GOALTENDERS

Miller/Dubielewicz
DiPietro/Miller
Miller/DiPietro
Miller/DiPietro
Miller/DiPietro

WINNING GOAL

Drury (BUF)
Bergeron (NYI)
Briere (BUF)
Drury (BUF)
Afinogenov (BUF)

DATE

April 25, 2007
April 27, 2007
April 29, 2007
May 1, 2007
May 4, 2007
May 6, 2007

(Buffalo wins series 4 games to 2)

SCORE

@ Buffalo 5, NY Rangers 2
@ Buffalo 3, NY Rangers 2
@ NY Rangers 2, Buffalo 1 (OT)
@ NY Rangers 2, Buffalo 1
@ Buffalo 2, NY Rangers 1 (OT)
Buffalo 5, @ NY Rangers 4

GOALTENDERS

Miller/Lundqvist
Miller/Lundqvist
Lundqvist/Miller
Lundqvist/Miller
Miller/Lundqvist
Miller/Lundqvist

WINNING GOAL

Vanek (BUF)
Vanek (BUF)
Rozsival (NYR)
Shanahan (NYR)
Afinogenov (BUF)
Hecht (BUF)

DATE

May 10, 2007
May 12, 2007
May 14, 2007
May 16, 2007
May 19, 2007

(Ottawa wins series 4 games to 1)

SCORE

Ottawa 5, @ Buffalo 2
Ottawa 4, @ Buffalo 3 (2OT)
@ Ottawa 1, Buffalo 0
Buffalo 3, @ Ottawa 2
Ottawa 3, @ Buffalo 2 (OT)

GOALTENDERS

Emery/Miller
Emery/Miller
Emery/Miller
Miller/Emery
Emery/Miller

WINNING GOAL

Saprykin (OTT)
Corvo (OTT)
Alfredsson (OTT)
Drury (BUF)
Alfredsson (OTT)

2010

DATE

April 15, 2010
April 17, 2010
April 19, 2010
April 21, 2010
April 23, 2010
April 26, 2010

(Boston wins series 4 games to 2)

SCORE

@ Buffalo 2, Boston 1
Boston 5, @ Buffalo 3
@ Boston 2, Buffalo 1
@ Boston 3, Buffalo 2 (2OT)
@ Buffalo 4, Boston 1
@ Boston 4, Buffalo 3

GOALTENDERS

Miller/Rask
Rask/Miller
Rask/Miller
Rask/Miller
Miller/Rask
Rask/Miller

WINNING GOAL

Rivet (BUF)
Chara (BOS)
Bergeron (BOS)
Satan (BOS)
Pominville (BUF)
Satan (BOS)

2011

DATE

April 14, 2011
April 16, 2011
April 18, 2011
April 20, 2011
April 22, 2011
April 24, 2011
April 26, 2011

(Philadelphia wins series 4 games to 3)

SCORE

Buffalo 1, @ Philadelphia 0
@ Philadelphia 5, Buffalo 4
Philadelphia 4, @ Buffalo 2
@ Buffalo 1, Philadelphia 0
Buffalo 4, @ Philadelphia 3 (OT)
Philadelphia 5, @ Buffalo 4 (OT)
@ Philadelphia 5, Buffalo 2

GOALTENDERS

Miller/Bobrovsky
Boucher & Bobrovsky/Miller
Boucher/Miller
Miller/Boucher
Miller/Boucher & Leighton
Leighton & Boucher/Miller
Boucher/Miller & Enroth

WINNING GOAL

Kaleta (BUF)
Briere (PHI)
Zherdev (PHI)
Pominville (BUF)
Ennis (BUF)
Leino (PHI)
van Riemsdyk (PHI)

PLAYOFF OVERTIME HISTORY

PLAYOFF HISTORY

2020 - 2021

OVERTIME HISTORY | PLAYOFFS

DATE	OPPONENT	SCORER	SCORE	TIME
April 10, 1973	@ Montreal	Rene Robert	3-2 BUF	9:18
April 17, 1975	@ Chicago	Stan Mikita	5-4 CHI	2:31
April 27, 1975	Montreal	Danny Gare	6-5 BUF	4:42
May 6, 1975	Montreal	Rene Robert	5-4 BUF	5:56
May 20, 1975	Philadelphia	Rene Robert	5-4 BUF	18:29
April 8, 1976	St. Louis	Danny Gare	3-2 BUF	11:43
April 9, 1976	St. Louis	Don Luce	2-1 BUF	14:27
April 13, 1976	NY Islanders	Danny Gare	3-2 BUF	14:04
April 13, 1978	@ NY Rangers	Don Murdoch	4-3 NYR	1:37
April 14, 1979	Pittsburgh	George Ferguson	4-3 PIT	0:47
May 1, 1980	NY Islanders	Bob Nystrom	2-1 NYI	21:20
April 8, 1981	Vancouver	Alan Haworth	3-2 BUF	5:00
April 16, 1981	Minnesota	Steve Payne	4-3 MIN	0:22
April 20, 1981	@ Minnesota	Craig Ramsay	5-4 BUF	16:32
April 24, 1983	@ Boston	Brad Park	3-2 BOS	1:52
April 10, 1988	Boston	John Tucker	6-5 BUF	5:32
April 9, 1990	@ Montreal	Brian Skrudland	2-1 MTL	12:35
April 11, 1991	@ Montreal	Russ Courtnall	4-3 MTL	5:56
April 21, 1992	@ Boston	Adam Oates	3-2 BOS	11:14
April 25, 1992	Boston	Ted Donato	5-4 BOS	2:08
April 18, 1993	@ Boston	Bob Sweeney	5-4 BUF	11:03
April 22, 1993	Boston	Yuri Khmylev	4-3 BUF	1:05
April 24, 1993	Boston	Brad May	6-5 BUF	4:48
May 4, 1993	@ Montreal	Guy Carbonneau	4-3 MTL	2:50
May 6, 1993	Montreal	Gilbert Dionne	4-3 MTL	8:28
May 8, 1993	Montreal	Kirk Muller	4-3 MTL	11:37
April 27, 1994	New Jersey	Dave Hannan	1-0 BUF	65:43
May 7, 1995	@ Philadelphia	Karl Dykhuis	4-3 PHI	10:06
April 23, 1997	@ Ottawa	Daniel Alfredsson	1-0 OTT	2:34
April 29, 1997	Ottawa	Derek Plante	3-2 BUF	5:24
May 9, 1997	@ Philadelphia	Ed Ronan	5-4 BUF	6:24

PLAYOFF OVERTIME HISTORY

PLAYOFF HISTORY

2020 - 2021

OVERTIME HISTORY | PLAYOFFS

DATE	OPPONENT	SCORER	SCORE	TIME
May 1, 1998	@ Philadelphia	Michal Grosek	3-2 BUF	5:40
May 8, 1998	Montreal	Geoff Sanderson	3-2 BUF	2:37
May 12, 1998	@ Montreal	Michael Peca	5-4 BUF	21:24
May 25, 1998	@ Washington	Todd Krygier	3-2 WSH	3:01
May 28, 1998	Washington	Peter Bondra	4-3 WSH	9:37
June 4, 1998	Washington	Joe Juneau	3-2 WSH	6:24
April 23, 1999	@ Ottawa	Miroslav Satan	3-2 BUF	30:35
June 8, 1999	@ Dallas	Jason Woolley	3-2 BUF	15:30
June 19, 1999	Dallas	Brett Hull	2-1 DAL	54:51
April 18, 2000	@ Philadelphia	Stu Barnes	3-2 BUF	4:42
April 14, 2001	@ Philadelphia	Jay McKee	4-3 BUF	18:02
April 17, 2001	Philadelphia	Curtis Brown	4-3 BUF	6:13
May 5, 2001	Pittsburgh	Stu Barnes	3-2 BUF	8:34
May 8, 2001	@ Pittsburgh	Martin Straka	3-2 PIT	11:29
May 10, 2001	Pittsburgh	Darius Kasparitis	3-2 PIT	13:01
April 22, 2006	Philadelphia	Daniel Briere	3-2 BUF	27:31
May 5, 2006	@ Ottawa	Chris Drury	7-6 BUF	0:18
May 10, 2006	Ottawa	J-P Dumont	3-2 BUF	5:05
May 13, 2006	@ Ottawa	Jason Pominville	3-2 BUF	2:26
May 28, 2006	@ Carolina	Cory Stillman	4-3 CAR	8:46
May 30, 2006	Carolina	Daniel Briere	2-1 BUF	4:22
April 29, 2007	@ NY Rangers	Michal Rozsival	2-1 NYR	36:43
May 4, 2007	NY Rangers	Maxim Afinogenov	2-1 BUF	4:39
May 12, 2007	Ottawa	Joe Corvo	4-3 OTT	24:58
May 19, 2007	Ottawa	Daniel Alfredsson	3-2 OTT	9:32
April 21, 2010	@ Boston	Miroslav Satan	3-2 BOS	27:41
April 22, 2011	@ Philadelphia	Tyler Ennis	4-3 BUF	5:31
April 24, 2011	Philadelphia	Ville Leino	5-4 PHI	4:43

The Sabres are 32-27 in overtime games during the playoffs (20-13 at home and 12-14 on the road). Overtime goals have ended a Sabres playoff series 12 times (April 9, 1976; April 14, 1979; April 24, 1983; April 24, 1993; May 8, 1993; April 29, 1997; May 1, 1998; June 4, 1998; June 19, 1999; May 10, 2001; May 13, 2006 and May 19, 2007).



2020 - 2021

PLAYOFF HAT TRICKS

PLAYOFF HISTORY

SABRES PLAYOFF HAT TRICKS

YEAR	NO.	PLAYER	OPPONENT	SCORE	DATE	PLACE	GOALIE(S)
1977 (1)	1.	Jim Lorentz	Minnesota	7-1 W	4-7-77	Minnesota	Pete LoPresti (2) Gary Smith (1)
1980 (1)	2.	Gilbert Perreault	NY Islanders	7-4 W	5-6-80	New York	Billy Smith (2) Empty Net (1)
1985 (1)	3.	Dave Andreychuk	Quebec	7-4 W	4-14-85	Buffalo	Dan Bouchard
1988 (1)	4.	John Tucker*#	Boston	6-2 W	4-9-88	Buffalo	Andy Moog
1998 (1)	5.	Matthew Barnaby#	Montreal	6-3 W	5-10-98	Buffalo	Andy Moog (2) Empty Net (1)
2006 (2)	6.	J-P Dumont	Philadelphia	8-2 W	4-24-06	Buffalo	Robert Esche (3)**
	7.	Jason Pominville	Philadelphia	8-2 W	4-24-06	Buffalo	Antero Niittymaki (3)**

PLAYOFF HAT TRICKS AGAINST THE SABRES

YEAR	NO.	PLAYER	OPPONENT	SCORE	DATE	PLACE	GOALIE(S)
1973 (1)	1.	Yvan Cournoyer	Montreal	3-7 L	4-5-73	Montreal	Dave Dryden
1975 (1)	2.	Guy Lafleur	Montreal	0-7 L	5-1-75	Montreal	Roger Crozier (1) Gerry Desjardins (2)
1982 (1)	3.	Barry Pederson	Boston	3-7 L	4-8-82	Boston	Don Edwards

* - indicates 4-goal game.

- indicates three consecutive and uninterrupted goals (true or natural hat trick). Note: John Tucker's final three goals in a four-goal game vs. Boston on 4-9-88 (6-2 W) were consecutive and uninterrupted.

** - Esche allowed goals by Dumont (2) and Pominville (1); Niittymaki allowed goals by Dumont (1) and Pominville (2).



2020 - 2021

PLAYOFF SHUTOUTS PLAYOFF HISTORY

SABRES PLAYOFF SHUTOUTS							
YEAR	NO.	GOALTENDER	OPPONENT	SCORE	DATE	PLACE	SAVES
1980 (3)	1.	Bob Sauve	Vancouver	6-0	4-9-80	Buffalo	22
	2.	Don Edwards	Chicago	5-0	4-16-80	Buffalo	17
	3.	Bob Sauve (2)	N.Y. Islanders	2-0	5-8-80	Buffalo	22
1983 (2)	4.	Bob Sauve (3)	Montreal	1-0	4-6-83	Montreal	24
	5.	Bob Sauve (4)	Montreal	3-0	4-7-83	Montreal	22
1989 (1)	6.	Jacques Cloutier	Boston	6-0	4-5-89	Boston	29
1992 (1)	7.	Tom Draper	Boston	2-0	4-27-92	Boston	28
1993 (1)	8.	Grant Fuhr	Boston	4-0	4-20-93	Boston	34
1994 (2)	9.	Dominik Hasek	New Jersey	2-0	4-17-94	New Jersey	30
	10.	Dominik Hasek (2)	New Jersey	1-0	4-27-94	Buffalo	70
1997 (1)	11.	Steve Shields	Ottawa	3-0	4-27-97	Ottawa	31
1998 (1)	12.	Dominik Hasek (3)	Washington	2-0	5-23-98	Washington	19
1999 (2)	13.	Dominik Hasek (4)	Ottawa	3-0	4-25-99	Buffalo	31
	14.	Dominik Hasek (5)	Boston	3-0	5-14-99	Buffalo	24
2001 (1)	15.	Dominik Hasek (6)	Philadelphia	8-0	4-21-01	Buffalo	24
2006 (1)	16.	Ryan Miller	Philadelphia	3-0	4-30-06	Buffalo	24
2011 (2)	17.	Ryan Miller (2)	Philadelphia	1-0	4-14-11	Philadelphia	35
	18.	Ryan Miller (3)	Philadelphia	1-0	4-20-11	Buffalo	32

Note: Figure in parentheses for goaltender indicates cumulative total with the Sabres in the playoffs.

PLAYOFF SHUTOUTS AGAINST THE SABRES							
YEAR	NO.	Goaltender	OPPONENT	SCORE	DATE	PLACE	Saves
1975 (2)	1.	Ken Dryden	Montreal	7-0	5-1-75	Montreal	27
	2.	Bernie Parent	Philadelphia	2-0	5-27-75	Buffalo	32
1983 (1)	3.	Pete Peeters	Boston	9-0	4-20-83	Boston	27
1990 (1)	4.	Patrick Roy	Montreal	3-0	4-7-90	Buffalo	26
1997 (1)	5.	Ron Tugnutt	Ottawa	1-0	4-23-97	Ottawa	17
1998 (1)	6.	Olaf Kolzig	Washington	2-0	5-30-98	Buffalo	30
1999 (1)	7.	Ed Belfour	Dallas	2-0	6-17-99	Dallas	23
2000 (1)	8.	Brian Boucher	Philadelphia	2-0	4-16-00	Buffalo	17
2001 (1)	9.	Johan Hedberg	Pittsburgh	3-0	4-26-01	Buffalo	25
2006 (1)	10.	Martin Gerber	Carolina	4-0	5-26-06	Buffalo	22
2007 (1)	11.	Ray Emery	Ottawa	1-0	5-14-07	Ottawa	15

Note: Figure in parentheses for goaltender indicates cumulative total against the Sabres in the playoffs.



SABRES PLAYOFF CAREER LEADERS

PLAYOFF HISTORY

2020 - 2021

GAMES PLAYED

Player	Total
Gilbert Perreault	90
Craig Ramsay	89
Richard Smehlik	83
Bill Hajt	80
Jim Schoenfeld	75
Mike Ramsey	72
Alexei Zhitnik	70
Don Luce	62
Rick Martin	62
Donald Audette	61

GAME-WINNING GOALS

Player	Total
Danny Gare	5
Gilbert Perreault	5
Stu Barnes	4
Curtis Brown	4
Chris Drury	4
Rick Martin	4
Craig Ramsay	4
Rene Robert	4
Dixon Ward	4
Seven players tied	3

GOALTENDER GAMES

Player	Total
Dominik Hasek	68
Ryan Miller	47
Don Edwards	31
Gerry Desjardins	25
Bob Sauve	23
Tom Barrasso	12
Daren Puppa	11
Steve Shields	10
Roger Crozier	9
Grant Fuhr	8

GOALS

Player	Total
Gilbert Perreault	33
Rick Martin	24
Danny Gare	23
Rene Robert	22
Chris Drury	17
Don Luce	17
Craig Ramsay	17
Donald Audette	15
Thomas Vanek	15
Five players tied	14

POWER-PLAY GOALS

Player	Total
Rick Martin	12
Gilbert Perreault	10
Stu Barnes	8
Chris Drury	8
Danny Gare	8
Donald Audette	7
Pat LaFontaine	7
Rick Vaive	7
Thomas Vanek	7
Miroslav Satan	6

GOALTENDER WINS

Player	Total
Dominik Hasek	37
Ryan Miller	25
Don Edwards	13
Bob Sauve	13
Gerry Desjardins	11
Roger Crozier	5
Steve Shields	4
Four players tied	3

ASSISTS

Player	Total
Gilbert Perreault	70
Craig Ramsay	31
Rick Martin	29
Jason Woolley	27
Dale Hawerchuk	25
Daniel Briere	23
Donald Audette	23
Dave Andreychuk	22
Three players tied	21

SHORTHANDED GOALS

Player	Total
Dixon Ward	3
Curtis Brown	2
Brian Holzinger	2
Don Luce	2
Wayne Presley	2
Craig Ramsay	2
14 players tied	1

GOALTENDER MINUTES

Player	Total
Dominik Hasek	4,290:16
Ryan Miller	2,945:10
Don Edwards	1,845:55
Gerry Desjardins	1,379:16
Bob Sauve	1,265:21
Tom Barrasso	660:53
Daren Puppa	591:31
Steve Shields	569:35
Roger Crozier	538:16
Grant Fuhr	473:53

POINTS

Player	Total
Gilbert Perreault	103
Rick Martin	53
Craig Ramsay	48
Danny Gare	44
Rene Robert	39
Donald Audette	38
Dave Andreychuk	36
Don Luce	36
Miroslav Satan	35
Three players tied	34

PENALTY MINUTES

Player	Total
Rob Ray	169
Lindy Ruff	168
Mike Ramsey	158
Jim Schoenfeld	151
Danny Gare	147
Mike Foligno	143
Alexei Zhitnik	138
Mike Hartman	104
Larry Playfair	97
Kevin Maguire	86

SHUTOUTS

Player	Total
Dominik Hasek	6
Bob Sauve	4
Ryan Miller	3
Jacques Cloutier	1
Tom Draper	1
Don Edwards	1
Grant Fuhr	1
Steve Shields	1

MOST PLAYOFF POINTS VS SABRES

Player	GP	G	A	PTS
Ray Bourque	39	6	29	35
Rick Middleton	14	10	19	29
Barry Pederson	11	10	13	23
Daniel Alfredsson	21	11	11	22
Rod Brind'Amour	22	11	11	22
Eric Desjardins	43	6	16	22
Adam Oates	17	4	18	22
Stephane Richer	19	13	6	19
Mark Recchi	28	9	10	19
Cam Neely	15	11	6	17
John LeClair	33	8	9	17
Denis Potvin	16	5	12	17
Bryan Trottier	16	3	14	17



INDIVIDUAL PLAYOFF RECORDS

PLAYOFF HISTORY

2020 - 2021

ONE PLAYOFF YEAR

MOST GOALS

10 Gilbert Perreault (1980)

MOST GOALS BY DEFENSEMAN

4 Mike Ramsey (1983)
Jason Woolley (1999)
Alexei Zhitnik (1999)

MOST ASSISTS

12 Daniel Briere (2007)

MOST POINTS

21 Gilbert Perreault (1980)

MOST PENALTY MINUTES

56 Rob Ray (1991)

MOST POWER-PLAY GOALS

5 Rick Martin (1975)
Pat LaFontaine (1992)
Chris Drury (2006)

MOST SHORTHANDED GOALS

2 Dixon Ward (1999)
Curtis Brown (2001)

MOST MINUTES PLAYED BY GOALTENDER

1,217 Dominik Hasek (1999)

LONGEST SHUTOUT SEQUENCE BY GOALTENDER

147:25 Bob Sauve (4-6-83 to 4-9-83 vs. Montreal)

MOST SHOTS ON GOAL

66 Gilbert Perreault (1975)

MOST CONSECUTIVE GOAL-SCORING GAMES

7 Pat LaFontaine (1992)

MOST CONSECUTIVE POINT-SCORING GAMES

8 Dale Hawerchuk (1993)
Donald Audette (1998)

ONE PLAYOFF SERIES

MOST GOALS

8 Pat LaFontaine (1992 vs. Boston)

MOST ASSISTS

7 Gilbert Perreault (1973 vs. Montreal;
1982 vs. Boston, 1983 vs. Boston)
Dale Hawerchuk (1994 vs. New Jersey)
Miroslav Satan (2001 vs. Philadelphia)

Most Points

11 Pat LaFontaine (1992 vs. Boston)

MOST PENALTY MINUTES

56 Rob Ray (1991 vs. Montreal)

MOST POWER-PLAY GOALS

5 Pat LaFontaine (1992 vs. Boston)

MOST SHORTHANDED GOALS

2 Dixon Ward (1999 vs. Toronto)
Curtis Brown (2001 vs. Pittsburgh)

MOST MINUTES PLAYED BY GOALTENDER

484 Dominik Hasek (1994 vs. New Jersey)

MOST SHOTS ON GOAL

38 Rick Martin (1973 vs. Montreal)

MOST GOALS BY OPPOSING PLAYER

7 Guy Lafleur (1975 vs. Montreal)
Barry Pederson (1983 vs. Boston)

MOST ASSISTS BY OPPOSING PLAYER

14 Rick Middleton (1983 vs. Boston)

MOST POINTS BY OPPOSING PLAYER

19 Rick Middleton (1983 vs. Boston)

ONE STANLEY CUP FINAL SERIES

(1975 vs. Philadelphia, 6 games & 1999 vs. Dallas, 6 games)

MOST GOALS

3 Stu Barnes (1999 vs. Dallas)

MOST ASSISTS

4 Rick Martin (1975 vs. Philadelphia)

MOST POINTS

6 Rick Martin (1975 vs. Philadelphia)

MOST PENALTY MINUTES

18 Alexei Zhitnik (1999 vs. Dallas)

MOST POWER-PLAY GOALS

1 Jerry Korab (1975 vs. Philadelphia)
Rick Martin (1975 vs. Philadelphia)
Michael Peca (1999 vs. Dallas)
Gilbert Perreault (1975 vs. Philadelphia)
Alexei Zhitnik (1999 vs. Dallas)

MOST SHORTHANDED GOALS

0 N/A

MOST MINUTES PLAYED BY GOALTENDER

428 Dominik Hasek (1999 vs. Dallas)

MOST SHOTS ON GOAL

23 Gilbert Perreault (1975 vs. Philadelphia)

MOST GOALS BY OPPOSING PLAYER

3 Brett Hull (1999 vs. Dallas)
Reggie Leach (1975 vs. Philadelphia)
Jere Lehtinen (1999 vs. Dallas)

MOST ASSISTS BY OPPOSING PLAYER

7 Mike Modano (1999 vs. Dallas)

MOST POINTS BY OPPOSING PLAYER

7 Mike Modano (1999 vs. Dallas)

ONE SEMIFINAL/CONFERENCE FINAL SERIES

MOST GOALS

6 Gilbert Perreault (1980 vs. NY Islanders)

MOST ASSISTS

4 Brian Holzinger (1999 vs. Toronto)
Peter McNab (1975 vs. Montreal)
Jason Woolley (1999 vs. Toronto)
Jochen Hecht (2006 vs. Carolina)
Jason Pominville (2007 vs. Ottawa)

MOST POINTS

8 Gilbert Perreault (1980 vs. NY Islanders)

MOST PENALTY MINUTES

24 Larry Carriere (1975 vs. Montreal)

MOST POWER-PLAY GOALS

4 Stu Barnes (1999 vs. Toronto)

MOST SHORTHANDED GOALS

2 Dixon Ward (1999 vs. Toronto)

MOST MINUTES PLAYED BY GOALTENDER

379 Dominik Hasek (1998 vs. Washington)

MOST SHOTS ON GOAL

27 Rick Martin (1975 vs. Montreal)

MOST GOALS BY OPPOSING PLAYER

7 Guy Lafleur (1975 vs. Montreal)

MOST ASSISTS BY OPPOSING PLAYER

7 Pete Mahovlich (1975 vs. Montreal)

MOST POINTS BY OPPOSING PLAYER

10 Guy Lafleur (1975 vs. Montreal)
Jacques Lemaire (1975 vs. Montreal)
Pete Mahovlich (1975 vs. Montreal)



INDIVIDUAL PLAYOFF RECORDS

PLAYOFF HISTORY

2020 - 2021

ONE QUARTERFINAL SERIES

MOST GOALS

5 Rene Robert (1973 vs. Montreal)

MOST ASSISTS

7 Gilbert Perreault (1973 vs. Montreal;
1983 vs. Boston)

MOST POINTS

10 Gilbert Perreault (1973 vs. Montreal)

MOST PENALTY MINUTES

47 Lindy Ruff (1983 vs. Boston)

MOST POWER-PLAY GOALS

3 Rick Martin (1975 vs. Chicago)

MOST SHORTHANDED GOALS

2 Curtis Brown (2001 vs. Pittsburgh)

MOST MINUTES PLAYED BY GOALTENDER

452 Dominik Hasek (2001 vs. Pittsburgh)

MOST SHOTS ON GOAL

38 Rick Martin (1973 vs. Montreal)

MOST GOALS BY OPPOSING PLAYER

7 Barry Pederson (1983 vs. Boston)

MOST ASSISTS BY OPPOSING PLAYER

14 Rick Middleton (1983 vs. Boston)

MOST POINTS BY OPPOSING PLAYER

18 Rick Middleton (1983 vs. Boston)

ONE FIRST-ROUND SERIES

MOST GOALS

8 Pat LaFontaine (1992 vs. Boston)

MOST ASSISTS

7 Gilbert Perreault (1982 vs. Boston)
Dale Hawerchuk (1994 vs. New Jersey)
Miroslav Satan (2001 vs. Pittsburgh)

MOST POINTS

11 Pat LaFontaine (1992 vs. Boston)

MOST PENALTY MINUTES

56 Rob Ray (1991 vs. Montreal)

MOST POWER-PLAY GOALS

5 Pat LaFontaine (1992 vs. Boston)

MOST SHORTHANDED GOALS

1 Craig Ramsay (1976 vs. St. Louis)
Scott Arniel (1989 vs. Boston)
Mike Foligno (1989 vs. Boston)
Christian Ruutu (1991 vs. Montreal)
Dave Snuggerud (1991 vs. Montreal)
Petr Svoboda (1992 vs. Boston)
Pat LaFontaine (1992 vs. Boston)
Wayne Presley (1993 vs. Boston;
1995 vs. Philadelphia)
Brian Holzinger (1997 vs. Ottawa;
1998 vs. Philadelphia)
Dixon Ward (1997 vs. Philadelphia)
Darryl Shannon (1998 vs. Philadelphia)
Chris Drury (2006 vs. Philadelphia)
Mike Grier (2006 vs. Philadelphia)

MOST MINUTES PLAYED BY GOALTENDER

484 Dominik Hasek (1994 vs. New Jersey)

ONE FIRST-ROUND SERIES

MOST SHUTOUTS

2 Bob Sauve (1983 vs. Montreal)
Dominik Hasek (1994 vs. New Jersey)
Ryan Miller (2011 vs. Philadelphia)

MOST SHOTS ON GOAL

33 Drew Stafford (2011 vs. Philadelphia)

MOST GOALS BY OPPOSING PLAYER

6 Michel Goulet (1982 vs. Quebec)
Danny Briere (2011 vs. Philadelphia)

MOST ASSISTS BY OPPOSING PLAYER

10 Peter McNab (1982 vs. Boston)
Peter Stastny (1985 vs. Quebec)

MOST POINTS BY OPPOSING PLAYER

10 Peter McNab (1982 vs. Boston)
Peter Stastny (1985 vs. Quebec)
Denis Savard (1991 vs. Montreal)
Adam Oates (1992 vs. Boston)

ONE GAME ONLY

MOST GOALS

4 John Tucker (4-9-88 vs. Boston)

MOST ASSISTS

4 Gilbert Perreault (4-17-80 vs. Chicago)
Gilbert Perreault (4-10-82 vs. Boston)
Dave Andreychuk (4-11-90 at Montreal)

MOST POINTS

5 John Tucker (4-10-88 vs. Boston)
Derek Roy (5-5-06 at Ottawa)

MOST PENALTY MINUTES

32 Kevin Maguire (4-9-88 vs. Boston)

MOST POWER-PLAY GOALS

2 Danny Gare (4-17-80 vs. Chicago)
Pierre Turgeon (4-6-88 at Boston)
John Tucker (4-9-88 vs. Boston)
John Tucker (4-10-88 vs. Boston)
Randy Burridge (5-11-97 vs. Philadelphia)
Miroslav Satan (4-27-98 vs. Philadelphia)
Stu Barnes (5-25-99 at Toronto)
J-P Dumont (4-24-06 vs. Philadelphia)
Thomas Vanek (4-16-11 at Philadelphia)
Thomas Vanek (4-24-11 vs. Philadelphia)

MOST SHORTHANDED GOALS

1 (27x) Last: Jason Pominville
(5-13-06 at Ottawa)

MOST MINUTES PLAYED BY GOALTENDER

125:43 Dominik Hasek (4-27-94 vs. New Jersey)

MOST SAVES BY GOALTENDER

70 Dominik Hasek (4-27-94 vs. New Jersey)

MOST SHOTS ON GOAL

14 Daniel Briere (4-22-06 vs. Philadelphia)

MOST GOALS BY OPPOSING PLAYER

3 Yvon Cournoyer (4-5-73 at Montreal)
Guy Lafleur (5-1-75 at Montreal)
Barry Pederson (4-8-82 at Boston)

MOST ASSISTS BY OPPOSING PLAYER

4 Rick Middleton (4-18-83 vs. Boston)
Andrei Nikolishin (5-28-98 vs. Washington)

MOST POINTS BY OPPOSING PLAYER

6 Rick Middleton (4-18-83 vs. Boston)



2020 - 2021

TEAM PLAYOFF RECORDS

PLAYOFF HISTORY

ONE PLAYOFF YEAR

OVERALL WINS

Most 14 (1999, 21 games)
Fewest 0 (1984, 3 games)

OVERALL LOSSES

Most 7 (1975, 17 games)
 (1997, 12 games)
 (1999, 21 games)
 (2006, 18 games)
 (2007, 16 games)
Fewest 2 (1979, 3 games)

GOALS FOR

Most 60 (2006, 18 games)
Fewest 5 (1984, 3 games)

GOALS AGAINST

Most 58 (1975, 17 games)
Fewest 9 (1979, 3 games)

MOST SHUTOUTS

For 3 (1980, 14 games)
Against 2 (1975, 17 games)

MOST OVERTIME GAMES

6 (1993, 8 games)
 (1998, 15 games)
 (2006, 18 games)

LONGEST WINNING STREAK

8 (4-27-98 to 5-23-98)

LONGEST LOSING STREAK

4 (4-15-76 to 4-22-76)
 (4-11-77 to 4-17-77)
 (4-6-89 to 4-11-89)
 (5-2-93 to 5-8-93)

MOST POWER-PLAY GOALS

For 19 (1999, 21 games)
Against 17 (1999, 21 games)

MOST SHORTHANDED GOALS

For 5 (2006, 18 games)
Against 3 (1980, 14 games)
 (1988, 6 games)

SHOTS ON GOAL

Most 559 (1999, 21 games)
Fewest 83 (1984, 3 games)

SHOTS ON GOAL AGAINST

Most 657 (1999, 21 games)
Fewest 73 (1984, 3 games)

MOST PENALTY MINUTES

For 349 (1999, 21 games)
Against 308 (1988, 6 games)

ONE PLAYOFF SERIES

MOST GOALS SCORED IN TWO-GAME SERIES

For 11 (1977 vs. Minnesota)
Allowed 3 (1977 vs. Minnesota)

GOALS SCORED IN THREE-GAME SERIES

Most 13 (1981 vs. Vancouver)
Fewest 5 (1984 vs. Quebec)

GOALS ALLOWED IN THREE-GAME SERIES

Most 13 (1984 vs. Quebec)
Fewest 2 (1983 vs. Montreal)

GOALS SCORED IN FOUR-GAME SERIES

Most 19 (1993 vs. Boston)
Fewest 10 (1977 vs. NY Islanders)

GOALS ALLOWED IN FOUR-GAME SERIES

Most 17 (1982 vs. Boston)
Fewest 6 (1999 vs. Ottawa)

GOALS SCORED IN FIVE-GAME SERIES

Most 22 (1985 vs. Quebec)
Fewest 8 (2000 vs. Philadelphia)

GOALS ALLOWED IN FIVE-GAME SERIES

ONE PLAYOFF SERIES

Most 24 (1981 vs. Minnesota)
Fewest 9 (1998 vs. Philadelphia)

GOALS SCORED IN SIX-GAME SERIES

Most 27 (2006 vs. Philadelphia)
Fewest 9 (1999 vs. Dallas)

GOALS ALLOWED IN SIX-GAME SERIES

Most 29 (1975 vs. Montreal)
 (1991 vs. Montreal)
Fewest 13 (1998 vs. Washington)
 (1999 vs. Dallas)
 (2001 vs. Philadelphia)
 (2007 vs. NY Rangers)

GOALS SCORED IN SEVEN-GAME SERIES

Most 24 (1992 vs. Boston)
Fewest 14 (1994 vs. New Jersey)
 (1997 vs. Ottawa)

GOALS ALLOWED IN SEVEN-GAME SERIES

Most 33 (1983 vs. Boston)
Fewest 13 (1997 vs. Ottawa)

ONE GAME ONLY

MOST GOALS

For 9 (4-29-92 vs. Boston)
Against 9 (4-20-83 at Boston)
Combined 13 (5-5-06 at Ottawa, 7-6 BUF)

MOST GOALS IN ONE PERIOD

For 5 (4-20-75 at Chicago, 3rd per.)
 (4-13-85 vs. Quebec, 3rd per.)
 (4-14-85 vs. Quebec, 3rd per.)
 (4-24-06 vs. Philadelphia, 1st per.)
Against 5 (4-5-73 at Montreal, 2nd per.)
 (4-8-82 at Boston, 2nd per.)
 (4-20-83 at Boston, 1st per.)
Combined 7 (4-13-85 vs. Quebec, 3rd per.)
 (5-11-97 vs. Philadelphia, 2nd. per.)

MOST SHORTHANDED GOALS IN GAME

For 2 (Scott Arniel and Mike Foligno, 4-5-89 at Boston)
 (Darryl Shannon and Brian Holzinger, 4-27-98 vs. Philadelphia)
 (Tim Connolly and Derek Roy, 5-5-06 at Ottawa)

MOST SHORTHANDED GOALS ON SAME PENALTY

For 2 (Tim Connolly and Derek Roy, 5-5-06 at Ottawa)

GREATEST WINNING MARGIN

8 (4-21-01 vs. Philadelphia, 8-0)

GREATEST LOSING MARGIN

9 (4-20-83 at Boston, 9-0)

SHOTS ON GOAL

Most 58 (4-22-06 vs. Philadelphia)
Fewest 12 (6-12-99 vs. Dallas)

SHOTS ON GOAL AGAINST

Most 70 (4-27-94 vs. New Jersey)
Fewest 14 (4-22-75 vs. Chicago)

SHOTS ON GOAL IN ONE PERIOD

Most 22 (4-8-76 vs. St. Louis, 1st per.)
 (4-15-77 vs. NY Islanders, 1st per.)
Fewest 2 (4-29-97 vs. Ottawa, 1st per.)
 (5-12-98 at Montreal, 3rd per.)
 (6-2-98 at Washington, 2nd per.)
 (6-15-99 vs. Dallas, 3rd per.)
 (5-8-01 vs. Pittsburgh, 3rd per.)



TEAM PLAYOFF RECORDS

PLAYOFF HISTORY

2020 - 2021

ONE GAME ONLY

SHOTS ON GOAL AGAINST IN ONE PERIOD

Most	24	(4-20-80 at Chicago, 2nd per.)
	24	(4-15-10 vs. Boston, 1st per.)
Fewest	1	(4-16-80 vs. Chicago, 1st per.)
		(4-11-82 vs. Boston, 3rd per.)
		(4-7-83 at Montreal, 1st per.)
		(4-4-84 vs. Quebec, 1st per.)
		(5-28-06 at Carolina, 3rd per.)
		(4-12-07 vs. NY Islanders, 1st per.)

SHOTS ON GOAL BY BOTH TEAMS IN ONE PERIOD

Most	35	(4-9-91 vs. Montreal, 2nd per.)
-------------	----	---------------------------------

MOST PENALTY MINUTES

For	111	(4-9-88 vs. Boston)
Against	105	(4-9-88 vs. Boston)
Combined	216	(4-9-88 vs. Boston)

FASTEST TWO GOALS BY TEAM

For	:14	(Mike Foligno and Sean McKenna, 4-5-84 vs. Quebec)
Against	:08	(Eric Desjardins and Stephane Richer, 4-9-91 vs. Montreal)
Combined	:05	(Gilbert Perreault/BUF and Jim Hamilton/PIT, 4-14-79 vs. Pittsburgh)

FASTEST TWO GOALS BY ONE PLAYER

For	:27	(Pierre Turgeon, 4-6-89 at Boston)
Against	:27	(Guy Lafleur, 5-1-75 at Montreal)

FASTEST THREE GOALS BY TEAM

For	1:48	(Randy Wood, Dave Hannan and Bob Corkum, 4-29-92 vs. Boston)
Against	1:19	(Russ Courtnall twice and Mathieu Schneider, 4-3-91 at Montreal)
Combined	:36	(Eric Desjardins/MTL, Stephane Richer/MTL and Benoit Hogue/BUF, 4-9-91 vs. Montreal)

FASTEST THREE GOALS BY ONE PLAYER

For	12:37	(Dave Andreychuk, 4-14-85 vs. Quebec)
Against	13:40	(Barry Pederson, 4-8-82 at Boston)

FASTEST FOUR GOALS

For	5:28	(4-27-98 vs. Philadelphia)
Against	2:52	(4-3-91 at Montreal)
Combined	2:38	(4-9-91 vs. Montreal)

FASTEST FIVE GOALS

For	14:37	(4-20-75 at Chicago)
Against	9:31	(4-3-91 at Montreal)
Combined	6:19	(5-11-97 vs. Philadelphia)

FASTEST GOAL FROM OPENING FACEOFF:

For	:09	(Derek Roy, 5-16-07 at Ottawa)
Against	:14	(Kirk Muller, 5-6-93 vs. Montreal)

SHORTEST OVERTIME GAME

60:18	(Chris Drury/BUF scored, 5-5-06 at Ottawa)
-------	--

LONGEST OVERTIME GAME

125:43	(Dave Hannan/BUF scored, 4-27-94 vs. New Jersey)
--------	--



TEAM HISTORY

2020-2021



ALL-TIME UNIFORM NUMBERS

TEAM HISTORY

2020 - 2021

00

Martin Biron**

1

Andrey Makarov, Jhonas Enroth, John Blue, David Littman, Jacques Cloutier, Don Edwards, Roger Crozier

2

Tim Horton, Jim Watson

3

Mark Pysyk, Jordan Leopold, Michael Funk, James Patrick, Garry Galley, Dean Melanson, Grant Ledyard, Calle Johansson, Jim Hofford, Richie Dunn, Hannu Virta, Bill Stewart, Paul McIntosh, Jocelyn Guevremont, Mike Robitaille, Paul Terbenche, Tracy Pratt

4

Zach Bogosian, Josh Gorges, Jamie McBain, Joe Finley, Steve Montador, Mike Weber, Nolan Pratt, Brad Brown, Rhet Warrener, Mike Wilson, Bob Boughner, Grant Jennings, Alexei Zhitnik, Philippe Boucher, Uwe Krupp, Steve Dykstra, Jim Korn, Jerry Korab, Timo Jutila, Mark Renaud, John Van Boxmeer, Tracy Pratt, Mike McMahon

5

Matt Tennyson, Chad Ruhwedel, Toni Lydman, Jeff Jillson, Andy Delmore, Jason Woolley, Ed Ronan, Craig Muni, Mike Ramsey, John Van Boxmeer, Lee Fogolin, Larry Carriere, Larry Hillman, Doug Barrie

6

Marco Scandella, Cody Franson, Mike Weber, Jaroslav Spacek, Cory Sarich, Bob Boughner, Doug Houda, Keith Carney, Phil Housley, Ron Fischer, Jim Schoenfeld, Al Hamilton

7

Petr Svoboda, Kevin Haller, John Tucker, Mike Donnelly, Dale McCourt, Randy Cunneynworth, Rick Martin, Rene Robert, Cliff Schmutz

8

Casey Nelson, Cody McCormick, Rory Fitzpatrick, Geoff Sanderson, Darryl Shannon, Doug Bodger, Jim Jackson, Paul Cyr, Richard Hajdu, Don Lever, Dave Fenyves, Bob Mongrain, Real Cloutier, Tony McKeegney, Jim Lorentz, Rick Martin, Dick Duff, Butch Deadmarsh, Bill Inglis

9

Jack Eichel, Evander Kane, Steve Ott, Derek Roy, Erik Rasmussen, Vaclav Varada, Viktor Gordioux, Greg Brown, Scott Arniel, Gilles Hamel, Mike Moller, J.F. Sauve, Rick Dudley, Jacques Richard, Norm Gratton, Rick Martin, Butch Deadmarsh, Danny Lawson, Reggie Fleming

10

Henri Jokiharju, Patrik Berglund, Jacob Josefson, Cole Schneider, Christian Ehrhoff, Mark Parrish, Henrik Tallinder, Brad May, Dale Hawerchuk, Craig Ramsay, Phil Goyette

11

Gilbert Perreault

12

Brian Gionta, Kevin Porter, Mark Mancari, Ales Kotalik, Domenic Pittis, Randy Burridge, Peter Ambroziak, Bob Errey, Peter Ciavaglia, Greg Paslawski, Scott Metcalfe, Rick Vaive, Ken Priestlay, Jody Gage, Sean McKenna, Andre Savard, Gary McAdam, Larry Mickey, Mike Byers, Skip Krake

13

Jimmy Vesey, Nicholas Baptiste, Tim Kennedy, Jiri Novotny, Vyacheslav Kozlov, Yuri Khmylev, Jim Schoenfeld

14

Dave Hannan, Jody Gage, Steve Ludzik, Mikael Andersson, Mike Moller, Alan Haworth, Rene Robert, Norm Gratton, Don Luce, Rod Zaine, Randy Wyrozub

15

Jean-Sebastien Dea, Jack Eichel, Colin Stuart, Dainius Zubrus, Milan Bartovic, Dixon Ward, Sergei Petrenko, Greg Brown, Randy Wood, Lou Franceschetti, Kevin Haller, Doug Smith, Chris Langevin, Adam Creighton, Geordie Robertson, Yvon Lambert, Rob McClanahan, Mike Boland, Gary McAdam, Michel Deziel, Bryan McSheffrey, Gerry Meehan

16

Chris Taylor, Pat LaFontaine, Darrin Shannon, Mike Donnelly, Paul Brydges, Ric Seiling, Derek Smith, Peter McNab, Real Lemieux, Randy Wyrozub, Ron Anderson, Butch Deadmarsh

17

Wayne Simmonds, Vladimir Sobotka, Jordan Nolan, David Legwand, Torrey Mitchell, Linus Omark, Marc-Andre Gragnani, Raffi Torres, Dominic Moore, J-P Dumont, Randy Cunneynworth, Dixon Ward, Jason Dawe, Brent Hughes, Craig Simpson, Todd Simon, Colin Patterson, Mike Foligno, Gilles Hamel, John Gould, Rick Dudley, Derek Smith, Fred Stanfield, Bob Richer, Floyd Smith

18

Tim Connolly, Miroslav Satan, Michal Grosek, Wayne Presley, Dave Snuggerud, Bob Halkidis, Paul Cyr, Gilles Hamel, Danny Gare, Paul Terbenche, Kevin O'Shea

19

Jake McCabe, Cal O'Reilly, Cody Hodgson, Tim Connolly, Norm Milley, Brian Holzinger, Randy Wood, Tony Tanti, Kevin Maguire, Bob Corkum, Doug Trapp, Bob Halkidis, Jim Wiemer, Sean McKenna, Jeff Eatough, Randy Cunneynworth, Derek Smith, Alex Tidey, Morris Titanic, Fred Stanfield, Steve Atkinson, Francois Lacombe, Brian Perry

20

Scott Wilson, Zac Dalpe, Henrik Tallinder, Rob Niedermayer, Daniel Paille, Ales Kotalik, Jason Holland, Doug Houda, Bob Sweeney, Dave McLlwain, Mike Hartman, Don Lever, Brent Peterson, Kai Suikkanen, Don Luce, Dick Duff, Brian McDonald

21

Kyle Okposo, Drew Stafford, Radoslav Hecl, Mike Hurlbut, Mark Astley, Scott Thomas, Christian Ruuttu, Richie Dunn, Claude Verret, J.F. Sauve, Dave Schultz, Ron Schock, Brian Spencer, Ron Busniuk, John Gould, Hugh Harris, Terry Ball, Larry Mickey, Larry Keenan, Paul Andrea, Jean-Guy Lagace

22

Johan Larsson, Brad Boyes, Adam Mair, Wayne Primeau, Charlie Huddy, Craig Simpson, Rick Vaive, Lindy Ruff, Jocelyn Guevremont, Peter McNab, Doug Rombough, Ray McKay, Rod Zaine, Don Marshall

23

Sam Reinhart, Ville Leino, Colin Stuart, Chris Drury, Sean McMorrow, Bill Houlder, Randy Hillier, Jiri Sejba, Ray Sheppard, Gates Orlando, Kai Suikkanen, Ron Fischer, Hannu Virta, Sean McKenna, Bob Hess, Randy Cunneynworth, Mike Ramsey, Ken Breitenbach, Larry Carriere, Joe Noris, Eddie Shack, John Gould, Rene Robert, Paul Terbenche

24

Lawrence Pilut, Hudson Fasching, Tyson Strachan, Zenon Konopka, Robyn Regehr, Paul Byron, Taylor Pyatt, Paul Kruse, Dane Jackson, Philippe Boucher, Randy Moller, Jay Wells, Mike Donnelly, Steve Smith, Ed Hospodar, Bill Hajt, Gary Bromley, Peter McNab, Randy Wyrozub, John Gould, Ron Busniuk, Chris Evans, Ray McKay, Jean-Guy Talbot, Butch Deadmarsh

25

Seth Griffith, Carlo Colaiacovo, Mikhail Grigorenko, Mike Grier, Mark Mancari, Vaclav Varada, Rob Conn, Dave Andreychuk, Mal Davis, Jere Gillis, Bob Mongrain, Terry Martin, Craig Ramsay, Hap Myers, Brian Perry

26

Rasmus Dahlin, Matt Moulson, Thomas Vanek, Eric Boulton, Derek Plante, Keith Carney, Dean Kennedy, Darrin Shannon, Richie Dunn, Bob Logan, Phil Russell, Pat Hughes, Dave Maloney, Steve Patrick, Val James, Ken Breitenbach, Alex Tidey, Derek Smith, Randy Wyrozub, Larry Keenan



ALL-TIME UNIFORM NUMBERS TEAM HISTORY

2020 - 2021

27

Curtis Lazar, Taylor Fedun, Derek Grant, Matt D'Agostini, Adam Pardy, Shaone Morrisonn, Teppo Numminen, Michael Peca, Brad May, Larry Playfair, Joe Reekie, Wilf Paiement, Joe Kowal, Tim Regan*

28

Zemgus Girgensons, Paul Gaustad, Jason Botterill, Donald Audette, Domenic Pittis, Dale DeGray, Mark Ferner, Jeff Parker, Tom Kurvers, Brian Engblom, Richard Hajdu, Paul Gardner, Bob Sauve, Ron Fischer, Jim Walsh, Gary Bromley, Rocky Farr, Dave Dryden, Terry Ball

29

Jason Pominville, Jake McCabe, Jaroslav Kristek, Bob Corkum, Vladimir Tsyplakov, Jason Holland, Paul Kruse, Darryl Shannon, Dane Jackson, Scott Pearson, Denis Tsygurov, Jeff Parker, Richie Dunn, Mark Ferner, Jeff Parker, Mal Davis, Dave Andreychuk, Jacques Cloutier, Val James, Mike Moller, Don Edwards, Gary Bromley

30

Ryan Miller, Dwayne Roloson, Andrei Trefilov, Markus Ketterer*, Clint Malarchuk, Tom Barrasso, Paul Harrison, Val James, Jari Paavola*, Randy Ireland, Gerry Desjardins, Rocky Farr, Dave Dryden, Joe Daley

31

Chad Johnson, Anders Nilsson, Matt Hackett, Drew MacIntyre, Jhonas Enroth**, Bob Essensa, Steve Shields, Grant Fuhr, Daren Pappa, Joe Reekie, Dave Fenyves, Jim Weaver*, Al Smith

32

Adam Wilcox, John Scott, Mikael Tellqvist, Rob Ray, Scott Metcalfe, Don McSween, Norm Lacombe, Bob Mongrain, Gary McAdam, Wayne Ramsey

33

Colin Miller, William Borgen, Jason Kasdorf, Chad Johnson**, Joel Armia, TJ Brennan, Mike Card, Doug Janik, Scott Pearson, Mark Astley, Bob Sweeney, Bill Pye*, Benoit Hogue, Jody Gage, Lee Fogolin, Jim Hofford, Phil Myre

34

Jonas Johansson, Casey Nelson, Michal Neuvirth, Chris Butler, Mike Weber, Jeff Jillson, Peter Skudra, Jean-Luc Grand-Pierre, Mike Wilson, Gord Donnelly, David Littman, Lou Franceschetti, Darren Eliot, Scott Metcalfe, Kenton Rein*, Jim Korn, Adam Creighton

35

Linus Ullmark, Anders Lindback, Andrey Makarov**, Ryan Vinz*, Jocelyn Thibault, Ty Conklin, Mika Noronen, Robb Stauber, Tom Draper, Darcy Wakaluk, Daren Pappa, Mike Craig*

36

Patrick Kaleta, Matthew Barnaby, Darcy Loewen, Jan Ludvig

37

Casey Mittelstadt, Matt Ellis, Michael Ryan, Curtis Brown, Barrie Moore, Lou Franceschetti, Bill Houlder, Shawn Anderson

38

Zach Redmond, Taylor Fedun, Nathan Paetsch, Domenic Pittis, Barrie Moore, Jay McKee, Joel Savage, Adam Creighton

39

Dominik Hasek, Brian Curran, Don McSween, Trent Kaese, Clark Gillies

40

Carter Hutton, Robin Lehner, Patrick Lalime, Rumun Ndur, James Black, Mitch Molloy, Larry Playfair, Uwe Krupp

41

Victor Olofsson, Justin Falk, Andrej Meszaros, Jaroslav Halak*, Clarke MacArthur, Stu Barnes, Dave Hannan, Ken Sutton, Brian Curran

42

Sean Malone, Nathan Gerbe, Richard Smehlik, Mikko Makela, Bob Corkum, Brad Miller, Steve Dykstra

43

Conor Sheary, Daniel Catenacci, Martin Biron, Jason Dawe, Francois Guay

44

Nicolas Deslauriers, Brayden McNabb, Andrej Sekera, Alexei Zhitnik, Doug Macdonald, Brad Miller, Jerry Korab

45

Brendan Guhle, Dmitri Kalinin, Scott Nichol, Donald Audette

46

Erik Burgdoerfer, Cody Franson, Dean Sylvester

47

Zach Bogosian, Chris Thorburn, Bill Houlder

48

Matt Hunwick, William Carrier, Daniel Briere, Brad May

49

C.J. Smith, Jerry D'Amigo, Connor Knapp

50

Nathan Lieuwen, Michael Leighton*

51

Kyle Criscuolo, Nikita Zadorov, Brian Campbell

52

Hudson Fasching, Alexander Sulzer, Craig Rivet, Dave Andreychuk

53

Jeff Skinner, Mark Pysyk

54

Zack Kassian

55

Rasmus Ristolainen, Jochen Hecht, Denis Hamel, Reed Larson, Joe Reekie

56

Justin Bailey, Steve Bernier, Ken Priestlay

57

Tyler Myers, Steve Heinze

58

John Gilmour, Paul Szczechura, Tim Kennedy

59

Tim Schaller

60

Paul Gaustad

61

Andre Benoit, Nikita Zadorov, Maxim Afinogenov

62

Brandon Montour

63

Tyler Ennis

64

David Moravec

65

Danny O'Regan, Brian Flynn, Travis Turnbull, Mark Napier

67

Michael Frolik, Dalton Smith, Benoit Pouliot, Brady Austin



ALL-TIME UNIFORM NUMBERS

TEAM HISTORY

2020 - 2021

68	Victor Olofsson, Scott Buhler*
70	Alexander Nylander
71	Evan Rodrigues, Derek Whitmore, Jochen Hecht
72	Tage Thompson, Luke Adam
73	Nicholas Baptiste
74	Rasmus Asplund, Jay McKee
76	Andrew Peters, Wayne Primeau
77	Dmitry Kulikov, Chris Gratton, Pierre Turgeon
78	Corey Tropp
80	Chris Stewart, Geoff Sanderson

81	Remi Elie, Brayden McNabb, Miroslav Satan
82	Nathan Beaulieu, Marcus Foligno
83	Domenic Pittis
84	Philip Varone
88	Jamie McGinn, Cory Conacher
89	Alexander Mogilny
90	Marcus Johansson, Ryan O'Reilly, Joe Juneau, Clark Gillies
92	Alexander Nylander
93	Victor Antipin, Doug Gilmour, Anatoli Semenov
95	Dominik Kahun, Justin Bailey

Any player who dressed in at least one Sabres regular-season or playoff game in his career is listed above.

*Thirteen players have dressed, but never appeared in a game for Buffalo: #27 - Tim Regan (1973-74); #31 - Jim Weaver (1978-79); #30 - Jari Paavola (1981-82); #35 - Mike Craig (1984-85); #34 - Kenton Rein (1987-88); #33 - Bill Pye (1992-93); #30 - Markus Ketterer (1993-94 & 1994-95); #68 - Scott Buhler (1996-97); #50 - Michael Leighton (2005-06); #35 - Ryan Vinz (2013-14); #41 - Jaroslav Halak (2013-14); #31 - Scott Wedgewood (2018-19); #36 - Andrew Hammond (2019-20).

**Four Sabres goaltenders have worn a number as a backup only before later wearing a different number in a game: #00 - Martin Biron (3 times in 1996-97, 1 time in 1997-98); #31 - Jhonas Enroth (3 times in 2008-09); #35 - Andrey Makarov (3 times in 2013-14); #33 - Chad Johnson (1 time in 2014-15).



SABRES RETIRED NUMBERS TEAM HISTORY

2020 - 2021

BUFFALO SABRES RETIRED NUMBERS

The Buffalo Sabres have retired only seven numbers since the franchise's inception in 1970. The first Sabre to have his number retired was Gilbert Perreault (#11) on Oct. 17, 1990. The combination of center Perreault, left wing Rick Martin and right wing Rene Robert was one of the greatest lines in hockey history and without a doubt the best in Buffalo Sabres history. The three wore the blue and gold together from 1972 to 1979 and were labeled "The French Connection," a name whose familiarity was helped by the 1971 movie of the same name. The trio was honored as Martin (#7) and Robert (#14) joined Perreault in a ceremony to retire the numbers of Buffalo's famed "French Connection" on Nov. 15, 1995. The fourth Sabre to have his number retired was Tim Horton (#2) on Jan. 5, 1996. The Sabres retired two more numbers during the 2005-06 season. Right winger Danny Gare (#18) was honored on Nov. 22, 2005, while Pat LaFontaine's #16 was hoisted to the rafters on March 3, 2006. On Jan. 13, 2015, Dominik Hasek became the seventh player - and first goaltender - to have his number retired by the team.

NUMBER RETIRED: OCTOBER 17, 1990



11 GILBERT PERREAULT



1970-71

1986-87

CENTER


SABRES REGULAR-SEASON CAREER TOTALS

Games Played.....	1,191
Goals	512
Assists	814
Points	1,326

SABRES PLAYOFF CAREER TOTALS

Games Played.....	90
Goals	33
Assists	70
Points	103


Gilbert Perreault can best be described as the "Original Sabre." The NHL Hall of Famer was Buffalo's first ever draft choice and set the standard by which all future Sabres would be measured. Perreault earned the Calder Trophy as the NHL's Rookie of the Year following his inaugural 1970-71 campaign. Even Perreault's uniform number bore the marks of an original Sabre, as it was #11 that came up on the wheel that gave Buffalo the first overall pick in the 1970 draft. Perreault's sportsmanship and outstanding play also helped him capture the Lady Byng Trophy in 1973. One of Perreault's six NHL All-Star Games was the 1978 edition in Buffalo when he scored the game-winning goal 3:55 into overtime. He also served as the Sabres' team captain from 1981-82 until his November 1986 retirement. Perreault is a member of the Hockey Hall of Fame, as well as both the Buffalo Sabres and Greater Buffalo Sports Halls of Fame. Perreault is still the team's all-time leader in career (regular season) games played, goals, assists, points and game-winning goals. There was only one number 11 in Buffalo Sabres history and, rightfully so, there will never be another.





SABRES RETIRED NUMBERS TEAM HISTORY

2020 - 2021



NUMBER RETIRED: NOVEMBER 15, 1995

7 RICK MARTIN



1971-72

1980-81

LEFT WING



SABRES REGULAR-SEASON CAREER TOTALS

Games Played.....	681
Goals.....	382
Assists.....	313
Points.....	695

SABRES PLAYOFF CAREER TOTALS

Games Played.....	62
Goals.....	24
Assists.....	29
Points.....	53

Buffalo Sabres fans saw Rick Martin in almost 750 regular-season and playoff games between 1971 and 1981. Number 7's career with the Sabres was highlighted by a Stanley Cup Final appearance in 1974-75. That spring, Martin finished with 52 goals – one of which was the 1,000th in team history. The year prior, on the final night of the 1973-74 campaign, he recorded a hat trick at "The Aud" against St. Louis to become the first player in Sabres' history to record 50 or more goals in one season. Martin even gave the hometown fans a reason to cheer in a game at "The Aud" in which he wasn't wearing a Sabres uniform. On Jan. 24, 1978, he scored the tying goal in the 31st NHL All-Star Game with just 1:39 left in regulation time to force overtime. That was just one of seven of the league's showcase games he would appear in during his career. He still holds the Sabres' records for most goals (44) and points (74) by a rookie and his 21 career hat tricks are a franchise-high. In addition, Martin remains in the top three in seven of Buffalo's (regular season) career leaders categories. Martin passed away on March 13, 2011, and his life was celebrated in a public memorial service at HSBC Arena on March 24. The team honored his memory by painting the number seven on the ice behind each goal for the remainder of the regular season and playoffs.






SABRES RETIRED NUMBERS TEAM HISTORY

2020 - 2021

NUMBER RETIRED: NOVEMBER 15, 1995



14 RENE ROBERT



1971-72

1978-79

RIGHT WING



SABRES REGULAR-SEASON CAREER TOTALS

Games Played.....	524
Goals.....	222
Assists.....	330
Points.....	552

SABRES PLAYOFF CAREER TOTALS

Games Played.....	47
Goals.....	22
Assists.....	17
Points.....	39

With the warm spring air mixing with "The Aud" ice, Rene Robert skated out of the mist and scored the famous "Fog Goal" by beating Flyers goalie Bernie Parent in overtime of game three of the 1975 Stanley Cup Final. The historic goal might not have taken place if not for the Sabres' persistence in acquiring Robert. His road to Buffalo started with the Sabres claiming him from Toronto, only to lose the winger to Pittsburgh in the Intra-League draft on June 8, 1971. The Sabres were then able to acquire the final component of "The French Connection" in a trade with the Penguins on March 4, 1972. Robert finished the 1974-75 regular season with 100 points, marking the first time in club annals that a player reached the century mark in points in one season. That season, Robert was voted by his teammates as Buffalo's most valuable player. Robert still ranks as Buffalo's fifth all-time assist leader with 330 in his career with the Sabres. Coincidentally, Robert had also once worn number 7 in the blue and gold. He played in both the 1973 and 1975 NHL All-Star Games.






SABRES RETIRED NUMBERS

TEAM HISTORY

2020 - 2021

NUMBER RETIRED: JANUARY 5, 1996



2

TIM HORTON



1972-73

1973-74

DEFENSE


SABRES REGULAR-SEASON CAREER TOTALS

Games Played.....	124
Goals.....	1
Assists.....	22
Points.....	23

SABRES PLAYOFF CAREER TOTALS

Games Played.....	6
Goals.....	0
Assists.....	1
Points.....	1

Tim Horton skated in the Sabres' blue, white and gold for only two seasons, but the solid defenseman certainly made his mark on the team. Horton came to Buffalo in the intra-league draft in June 1972 from Pittsburgh. Following that campaign, proof that he had made an impression on his fourth NHL club (also played for Toronto, NY Rangers and Pittsburgh) came when he was named the recipient of the Memorial Award as the team's most valuable player as voted by his teammates. Horton saw action in 1,446 NHL regular-season games plus 126 more in the postseason. Included in his playing days were eight out of nine complete 70-game seasons played between 1958-59 and 1966-67. Horton was a member of four Stanley Cup winning teams with Toronto and appeared in seven NHL All-Star Games. Horton became a member of the Hockey Hall of Fame in 1977 and is also a member of the Buffalo Sabres Hall of Fame.





SABRES RETIRED NUMBERS TEAM HISTORY

2020 - 2021

NUMBER RETIRED: NOVEMBER 22, 2005



18 DANNY GARE



1974-75

1981-82

RIGHT WING

SABRES REGULAR-SEASON CAREER TOTALS

Games Played.....	503
Goals.....	267
Assists.....	233
Points.....	500

SABRES PLAYOFF CAREER TOTALS

Games Played.....	58
Goals.....	23
Assists.....	21
Points.....	44

Danny Gare played his first game for the Sabres on Oct. 10, 1974 against Boston and scored just 18 seconds into his first NHL shift. He finished his rookie season with 62 points (31+31) and contributed 13 points (7+6) in the Sabres' run to the 1975 Stanley Cup Finals. Gare followed up his strong rookie campaign with his first of two 50-goal seasons in 1975-76, when he netted 50 goals and 23 assists in 79 games and chipped in two game-winning goals in the playoffs. That season, Gare recorded three of his 10 career hat tricks as a Sabre. In 1979-80, he scored a career-high 56 goals, including a club-record 11 game-winners. Rick Martin is the only other Sabre to have two 50-goal seasons. With 267 goals as a Sabre, Gare holds the record for goals by a Sabres right wing. He finished his Sabres career with 500 points. Gare's career as a Sabre came to an end on Dec. 2, 1981 when he was traded to the Detroit Red Wings. He spent his final NHL season in Edmonton in 1986-87. The Nelson, British Columbia, native finished his career with 685 points (354+331) and was inducted into the Sabres Hall of Fame in 1994.





SABRES RETIRED NUMBERS TEAM HISTORY

2020 - 2021

NUMBER RETIRED: MARCH 3, 2006



16 PAT LAFONTAINE



1991-92

1996-97

CENTER

SABRES REGULAR-SEASON CAREER TOTALS

Games Played.....	268
Goals.....	158
Assists.....	227
Points.....	385

SABRES PLAYOFF CAREER TOTALS

Games Played.....	19
Goals.....	12
Assists.....	15
Points.....	27


Pat LaFontaine enjoyed an illustrious 15-year career before retiring from the NHL in 1998 as the second-highest scoring American-born player with 468 goals and 1,013 points. He was born in St. Louis, but grew up in the suburbs of Detroit, and is still considered one of the game's best playmakers, fastest skaters, and most humble superstars. A member of the Hockey Hall of Fame in Toronto, LaFontaine began his career in 1983-84 with the New York Islanders. He had a career year for Buffalo in 1992-93 when he set Sabres records for points (148) and assists (95) in a season. After being sidelined by a serious knee injury for most of the 1993-94 season, he returned as team captain in 1994-95 and was awarded the Bill Masterton Trophy for perseverance and dedication to hockey. LaFontaine was with the Sabres from 1991-1997, finishing with 385 points (158+227) in 268 games. He completed the "Empire State Hat Trick" by playing for all three NHL organizations within New York State when he was traded to the Rangers in 1997. He remained one of the Rangers' leading scorers until injuries forced him to prematurely retire on Aug. 11, 1998.






SABRES RETIRED NUMBERS TEAM HISTORY

2020 - 2021



NUMBER RETIRED: JANUARY 13, 2015

39
DOMINIK HASEK

1992-93  2000-01

GOALTENDER

SABRES REGULAR-SEASON CAREER TOTALS

Games Played.....	491
Wins.....	234
Shutouts.....	55
Save Percentage.....	.926
Goals-Against Average.....	2.22

SABRES PLAYOFF CAREER TOTALS

Games Played.....	68
Wins.....	37
Shutouts.....	6
Save Percentage.....	.930
Goals-Against Average.....	2.04

Originally acquired by the Sabres from the Chicago Blackhawks on Aug. 7, 1992, Dominik Hasek remains one of the most decorated goaltenders in team and league history, appearing in a total of 491 games for the Blue & Gold during a span of nine seasons from 1992-2001. Hasek appeared in a career-high 72 games for the club in the 1997-98 season, setting a team record with 13 shutouts, only to follow that up with a career-best 1.87 goals-against average, .937 save percentage and a Stanley Cup Final berth in 1998-99. While backstopping the Sabres, he became the first goaltender in NHL history to win the Hart Trophy twice (1997 & 1998), while also capturing six Vezina Trophies (1994, 1995, 1997, 1998, 1999 & 2001) as well as the William M. Jennings Trophy (1994 & 2001) and the Lester B. Pearson Award (1997 & 1998) twice each. By the end of his time in Buffalo, Hasek held every meaningful franchise goaltending record and still owns the team's career and single-season records (all from 1998-99) for shutouts (55 career/13 single-season), save percentage (.926/.937) and goals-against average (2.22/1.87).





BUFFALO SABRES ALUMNI PLAZA | KEYBANK CENTER

On October 12, 2012, the Buffalo Sabres unveiled the newly named 'Alumni Plaza' outside the team's arena, designed to honor all former members of the team. As part of the plaza's transformation, the six concrete columns that support a pedestrian walkway above the plaza were surrounded by bricks and mortar. Every player ever to play a game for the franchise is commemorated with a plaque on those bricks, detailing his first game with the Sabres.

Also unveiled that day was the centerpiece of Alumni Plaza: a cast in bronze statue depicting the French Connection. Composed of center Gilbert Perreault, left wing Rick Martin and right wing Rene Robert, the French Connection is widely considered to be one of the greatest forward lines in NHL history and remains the most celebrated offensive unit in Buffalo Sabres history. The trio, all of whom were French-Canadian, was dubbed 'The French Connection' - after the 1971 film of the same name - and played together in Buffalo from the team's acquisition of Robert on March 4, 1972 until his departure on October 5, 1979.

Between them, the members of The French Connection played 2,396 games for the Sabres, scoring 1,116 goals and registering 2,573 total points. During their tenure in Buffalo, the three were honored with a combined 15 NHL All-Star Game appearances and seven selections to the First and Second NHL All-Star Teams. All three are members of the Sabres Hall of Fame and have had their numbers officially retired from use by the Sabres. Perreault, the franchise's first ever draft pick, served as the team's captain for five seasons and retired after 17 NHL seasons - all with the Sabres.

Inspiration for the statue came from a photograph taken during a playoff game at Memorial Auditorium on April 27, 1975 which features all three members of The French Connection. The photograph was taken by award-winning photographer Ron Moscati. During the game in which the photograph was taken, all three members of the French Connection scored a goal to lead the Sabres to a playoff win against the Montreal Canadiens.

To design and construct the statue, the Sabres commissioned distinguished American sculptor Jerry McKenna. McKenna is well known for his sports statues, and was named the 2003 'Sports Sculptor of the Year' by the All-American Football Foundation. A specially-designed pedestal, constructed by HHL Architects of Buffalo, features an integrated lighting system and an illuminated informational panel which provides a base for the statue.





HALLS OF FAME TEAM HISTORY

2020 - 2021

BUFFALO SABRES HALL OF FAME

MEMBER	INDUCTION	MEMBER	INDUCTION	MEMBER	INDUCTION
Frank Christie	1980	Ted Darling	1996	Pat LaFontaine	2004
Roger Crozier	1980	Seymour H. Knox, III	1996	Rudy Migay	2004
George "Punch" Imlach	1980	Northrup R. Knox	1996	Robert E. Rich, Jr.	2004
Tim Horton	1982	Larry Playfair	1998	George Strawbridge	2004
Fred T. Hunt	1982	Jack Gatecliff	1998	Phil Housley	2007
David Forman	1986	Don Edwards	2000	Dave Andreychuk	2008
Don Luce	1986	Bill Hajt	2000	Milt Ellis	2008
Craig Ramsay	1986	Wayne Redshaw	2000	Jim Lorentz	2010
Richard Martin	1989	Robert "Rip" Simonick	2000	Joe Crozier	2010
Gilbert Perreault	1989	Jerry Korab	2001	Jim Kelley	2011
Rene Robert	1989	Mike Racicot	2001	Alexander Mogilny	2011
Danny Gare	1994	Mike Ramsey	2001	Rick Jeanneret	2012
Jim Schoenfeld	1995	Mike Foligno	2004	Dale Hawerchuk	2012
Robert O. Swados	1995	Dick Johnston	2004	Dominik Hasek	2014

HOCKEY HALL OF FAME

There are 15 members of the Hockey Hall of Fame with connections to the Buffalo Sabres. Sabres co-founder Seymour H. Knox, III and former Sabres coaches Scotty Bowman, George "Punch" Imlach and Marcel Pronovost have all been honored with induction into the Hall of Fame. Joining them are former Sabres players Tim Horton, Gilbert Perreault, Dale Hawerchuk, Clark Gillies, Grant Fuhr, Pat LaFontaine, Dick Duff, Doug Gilmour, Dominik Hasek, Phil Housley and Dave Andreychuk.

Additionally, long-time team play-by-play broadcaster Ted Darling was honored in 1994 upon receiving the Foster Hewitt Memorial Award for excellence in broadcasting, an award that his successor, Rick Jeanneret, received in 2012. Harry Neale, who joined Jeanneret in the Sabres' broadcast booth in 2007 after more than 20 years as a color analyst on Hockey Night in Canada, received the award the following year. Rip Simonick, a member of the Sabres' equipment staff since the beginning of the team's existence in 1970, was honored with induction into the Professional Hockey Athletic Trainers Society/Society of Professional Hockey Equipment Managers Wall of Honour in 2018. In addition, four members of the newspaper industry in Western New York have received the Elmer Ferguson Memorial Award: Charlie Barton, Dick Johnston, Jack Gatecliff and Jim Kelley.

PLAYERS CATEGORY

MEMBER	INDUCTION
Tim Horton	1977
Marcel Pronovost	1978
Gilbert Perreault	1990
Dale Hawerchuk	2001
Clark Gillies	2002
Grant Fuhr	2003
Pat LaFontaine	2003
Dick Duff	2006
Doug Gilmour	2011
Dominik Hasek	2014
Phil Housley	2015
Dave Andreychuk	2017

BUILDERS CATEGORY

MEMBER	INDUCTION
George "Punch" Imlach	1984
Scotty Bowman	1991
Seymour H. Knox, III	1993

PROFESSIONAL HOCKEY ATHLETIC TRAINERS SOCIETY / SOCIETY OF PROFESSIONAL HOCKEY EQUIPMENT MANAGERS WALL OF HONOUR

HONOREE	YEAR HONORED
Rip Simonick	2018

FOSTER HEWITT MEMORIAL AWARD (MEMBERS OF RADIO & TELEVISION INDUSTRY)

HONOREE	YEAR HONORED
Ted Darling	1994
Rick Jeanneret	2012
Harry Neale	2013

ELMER FERGUSON MEMORIAL AWARD (MEMBERS OF NEWSPAPER INDUSTRY)

HONOREE	YEAR HONORED
Charlie Barton, Buffalo-Courier Express	1985
Dick Johnston, Buffalo News	1986
Jack Gatecliff, St. Catharines Standard	1995
Jim Kelley, Buffalo News	2004



NHL ALL-STAR GAME HISTORY

TEAM HISTORY

2020 - 2021

NHL ALL-STAR GAME HISTORY

The Buffalo Sabres hosted the 31st NHL All-Star Game on Jan. 24, 1978 at Buffalo Memorial Auditorium. Sabres forwards Gilbert Perreault and Rick Martin each represented the Wales Conference in the game. Martin scored a goal with 1:39 remaining in the third period to tie the game, sending the All-Star Game to overtime for the first time in its 31-year history. Perreault broke the tie at 3:55 of overtime to give the Wales Conference a 3-2 victory.

NHL ALL-STAR GAME | PLAYER APPEARANCES

APPEARANCES/PLAYER	YEARS
7 - Rick Martin	(1972, 1973, 1974, 1975, 1976, 1977*, 1978)
6 - Gilbert Perreault	(1971, 1972, 1977, 1978, 1980, 1984)
5 - Dominik Hasek	(1996, 1997, 1998, 1999, 2001)
4 - Mike Ramsey	(1982, 1983, 1985, 1986)
3 - Jack Eichel	(2018, 2019, 2020)
3 - Phil Housley	(1984, 1989, 1990)
3 - Alexander Mogilny	(1992, 1993, 1994)
2 - Brian Campbell	(2007, 2008)
2 - Don Edwards	(1980, 1982)
2 - Danny Gare	(1980, 1981)
2 - Jerry Korab	(1975, 1976)
2 - Rene Robert	(1973, 1975)
2 - Miroslav Satan	(2000, 2003)
2 - Jim Schoenfeld	(1977, 1980)
2 - Alexei Zhitnik	(1999, 2002)
1 - Dave Andreychuk	(1990)
1 - Tom Barrasso	(1985)

APPEARANCES/PLAYER	YEARS
1 - Daniel Briere	(2007*)
1 - Gerry Desjardins	(1977)
1 - Dave Dryden	(1974)
1 - Zemgus Girgensons	(2015)
1 - Uwe Krupp	(1991)
1 - Pat LaFontaine	(1993)
1 - Don Luce	(1975)
1 - Ryan Miller	(2007)
1 - Kyle Okposo	(2017)
1 - Ryan O'Reilly	(2016)
1 - Jason Pominville	(2012)
1 - Daren Poppa	(1990)
1 - Craig Ramsay	(1976)
1 - Christian Ruutu	(1988)
1 - Jeff Skinner	(2019)
1 - Pierre Turgeon	(1990)
1 - Thomas Vanek	(2009)

NHL ALL-STAR GAME | COACH APPEARANCES

APPEARANCES/COACH	YEARS
2 - Scotty Bowman	(1980, 1981)
2 - Lindy Ruff	(1999, 2007)
1 - Floyd Smith	(1976)

* - Named MVP of All-Star Game.

Note: Dominik Hasek was selected to the Eastern Conference All-Stars roster in 1995, but the game was canceled due to the lockout. He was also voted as a starter for the World team at the 2000 All-Star Game but did not participate due to injury.

Note: Bill Hajt (1981, 1985) and John Van Boxmeer (1982) were also selected to appear in the NHL All-Star Game, but did not participate due to injury. Gilbert Perreault withdrew from the 1974 All-Star Game due to injury.

Note: Gilbert Perreault and Jim Schoenfeld were both selected to the NHL All-Stars roster for the 1979 Challenge Cup. Perreault recorded two points (1+1) in the three-game series. Schoenfeld did not participate due to injury.

Note: Mike Ramsey was selected to the NHL All-Stars roster for Rendez-vous '87, playing in both games in the two-game series.

NHL ALL-STAR GAME STATISTICS | SKATERS

SKATER	GP	G	A	P
Jack Eichel	3	2	6	8
Rick Martin	7	4	3	7
Daniel Briere	1	1	4	5
Alexander Mogilny	3	2	2	4
Brian Campbell	2	1	2	3
Gilbert Perreault	6	1	2	3
Pierre Turgeon	1	2	0	2
Dave Andreychuk	1	1	1	2
Jason Pominville	1	1	1	2
Rene Robert	2	1	1	2
Phil Housley	3	0	2	2
Pat LaFontaine	1	1	0	1
Don Luce	1	1	0	1
Jeff Skinner	1	1	0	1

SKATER	GP	G	A	P
Miroslav Satan	2	1	0	1
Kyle Okposo	1	0	1	1
Ryan O'Reilly	1	0	1	1
Alexei Zhitnik	2	0	1	1
Uwe Krupp	1	0	0	0
Zemgus Girgensons	1	0	0	0
Craig Ramsay	1	0	0	0
Christian Ruutu	1	0	0	0
Thomas Vanek	1	0	0	0
Danny Gare	2	0	0	0
Jerry Korab	2	0	0	0
Jim Schoenfeld	2	0	0	0
Mike Ramsey	4	0	0	0

NHL ALL-STAR GAME STATISTICS | GOALTENDERS

GOALTENDER	GP	GA	MIN	GAA
Don Edwards	2	2	59:04	2.03
Tom Barrasso	1	2	30:49	3.89
Gerry Desjardins	1	2	28:33	4.20
Dominik Hasek	5	12	100:00	7.20

GOALTENDER	GP	GA	MIN	GAA
Daren Poppa	1	4	30:46	7.80
Ryan Miller	1	3	20:00	9.00
Dave Dryden	1	5	29:37	10.13



NHL ALL-STAR TEAMS TEAM HISTORY

2020 - 2021

NHL ALL-STAR TEAM | FIRST TEAM

PLAYER	POSITION	SEASON
Rick Martin	LW	1973-74
Rick Martin	LW	1974-75
Tom Barrasso	G	1983-84
Dominik Hasek	G	1993-94
Dominik Hasek	G	1994-95
Dominik Hasek	G	1996-97
Dominik Hasek	G	1997-98
Dominik Hasek	G	1998-99
Ryan Miller	G	2009-10

NHL ALL-ROOKIE TEAM | SINCE 1982-83

PLAYER	POSITION	SEASON
Phil Housley	D	1982-83
Tom Barrasso	G	1983-84
Ray Sheppard	RW	1987-88
Calle Johansson	D	1987-88
Tyler Myers	D	2009-10
Jhonas Enroth	G	2011-12
Jack Eichel	C	2015-16
Rasmus Dahlin	D	2018-19
Victor Olofsson	LW	2019-20

NHL ALL-STAR TEAM | SECOND TEAM

PLAYER	POSITION	SEASON
Rene Robert	RW	1974-75
Gilbert Perreault	C	1975-76
Rick Martin	LW	1975-76
Gilbert Perreault	C	1976-77
Rick Martin	LW	1976-77
Don Edwards	G	1977-78
Danny Gare	RW	1979-80
Jim Schoenfeld	D	1979-80
Don Edwards	G	1979-80
Tom Barrasso	G	1984-85
Daren Puppa	G	1989-90
Pat LaFontaine	C	1992-93
Alexander Mogilny	RW	1992-93
Thomas Vanek	LW	2006-07



BUFFALO SABRES FIRSTS

TEAM HISTORY

2020 - 2021

REGULAR SEASON

First Players on the Ice:	Roger Crozier, Paul Terbenche, Tracy Pratt, Ron Anderson, Hap Myers and Bill Inglis
First Goal:	Jim Watson, Oct. 10, 1970 at Pittsburgh (5:01, second period)
First Assist:	Gerry Meehan, Oct. 10, 1970 at Pittsburgh on Jim Watson's goal
First Penalty:	Gerry Meehan, Oct. 10, 1970 at Pittsburgh (holding, 7:54, first period)
First Goal by Opponent:	Wally Boyer of Pittsburgh, Oct. 10, 1970 (8:09, second period)
First Assist by Opponent:	Duane Rupp of Pittsburgh, Oct. 10, 1970, on Boyer's goal
First Penalty by Opponent:	Duane Rupp of Pittsburgh, Oct. 10, 1970 (hooking, 1:41, first period)
First Power-Play Goal:	Gilbert Perreault, Oct. 10, 1970, at Pittsburgh (11:26, third period)
First Short-handed Goal by Opponent:	Dave Balon of NY Rangers, Oct. 14, 1970 at New York (15:52, third period)
First Shorthanded Goal:	Ron Anderson, October 23, 1970 vs. Detroit (13:40, third period)
First Major Penalty:	Brian McDonald, Oct. 10, 1970, at Pittsburgh (fighting, 8:01, third period)
First Major Penalty by Opponent:	Bryan Hextall of Pittsburgh, Oct. 10, 1970 (fighting, 8:01, third period)
First Win:	Oct. 10, 1970 (2-1 at Pittsburgh)
First Tie:	Oct. 18, 1970 (1-1 vs. Pittsburgh)
First Loss:	Oct. 14, 1970 (3-0 at NY Rangers)
First Shutout:	Dec. 6, 1970 by Roger Crozier vs. Minnesota (1-0)
First Shutout by Opponent:	Oct. 14, 1970 by Ed Giacomin at NY Rangers (3-0)
First Goal at Home:	Oct. 18, 1970 by Gerry Meehan vs. Pittsburgh (5:48, second period)
First Hat Trick:	Jan. 29, 1971 by Gilbert Perreault vs. California
First Hat Trick by Opponent:	Dec. 22, 1970 by Dave Balon of NY Rangers
First Two-Goal Game:	Oct. 27, 1970 by Randy Wyrozub vs. Vancouver
First Multiple-Point Game:	Oct. 10, 1970 by Gerry Meehan vs. Pittsburgh (two assists)

PLAYOFFS

First Game:	April 4, 1973 at Montreal (lost 2-1)
First Goal:	Craig Ramsay, April 4, 1973 at Montreal (3:13, second period)
First Assist:	Don Luce, April 4, 1973 at Montreal on Ramsay's goal
First Penalty:	Larry Hillman, April 4, 1973 at Montreal (6:21, first period)
First Major Penalty:	Larry Mickey, April 5, 1973 at Montreal (17:19, first period)
First Power-Play Goal:	Rick Martin, April 5, 1973 at Montreal (16:48, first period)
First Shorthanded Goal:	Don Luce, May 3, 1975 at Montreal (6:42, first period)
First Game-Winning Goal:	Gilbert Perreault, April 8, 1973 vs. Montreal (5-1)
First Goal by Opponent:	Jacques Lemaire of Montreal, April 4, 1973 (17:01, second period)
First Hat Trick:	Jim Lorentz, April 9, 1977 at Minnesota
First Hat Trick by Opponent:	Yvon Cournoyer of Montreal, April 5, 1973 at Montreal
First Win:	April 8, 1973 vs. Montreal (5-1)
First Shutout:	April 9, 1980 vs. Vancouver (6-0, Bob Sauve)
First Time Shut Out:	May 1, 1975 by Montreal (7-0, Ken Dryden)
First Series Win:	4 games to 1 vs. Chicago (April 1975)
First Series Sweep:	2 games to 0 vs. Minnesota (April 1977)



SABRES ALL-TIME CAPTAINS & COACHES

TEAM HISTORY

2020 - 2021

ALL-TIME SABRES CAPTAINS

PLAYER	YEARS	PLAYER	YEARS
Floyd Smith	(1970-71)	Miroslav Satan	(Oct. 2003)
Gerry Meehan	(1971-72 – Oct. 1974)	James Patrick	(Dec. 2003)
Jim Schoenfeld	(Oct. 1974 – 1976-77; Nov. 1981*)	J-P Dumont	(Jan. 2004)
Don Luce	(Jan. 1976*)	Daniel Briere	(Feb. 2004; 2005-06 – 2006-07)
Danny Gare	(1977-78 – 1980-81; Oct. 1981 – Nov. 1981*)	Chris Drury	(Nov. 2003; March 2004; 2005-06 – 2006-07)
Craig Ramsay	(Nov. 1981*)	Toni Lydman	(Nov. 2007)
Gilbert Perreault	(Jan. 1976 – Feb. 1976*, 1981-82 – Nov. 1986)	Brian Campbell	(Dec. 2007)
Lindy Ruff	(1986-87 – Feb. 1989)	Jaroslav Spacek	(Jan. 2008)
Dave Andreychuk	(Jan. 1990 – March 1990)	Jochen Hecht	(Oct. 2007; Feb. 2008)
Mike Foligno	(Feb. 1989 – Dec. 1990)	Craig Rivet	(2008-09 – Feb. 2011)
Mike Ramsey	(Jan. 1991 – Oct. 1992)	Jason Pominville	(March 2008 – April 2008; 2011-12 – April 2013)
Pat LaFontaine	(Oct. 1992 – 1996-97)	Thomas Vanek**	(Oct. 2013)
Alexander Mogilny	(Nov. 1993 – April 1994*)	Steve Ott**	(Oct. 2013 – Feb. 2014)
Donald Audette	(April 1998*)	Brian Gionta	(2014-15 – 2016-17)
Michael Peca	(1997-98 – 1999-00)	Jack Eichel	(2018-19 – Present)
Stu Barnes	(2001-02 – March 2013)		

* - Filled in as captain due to injury.

** - Vanek and Ott served as co-captains until Vanek was traded to the New York Islanders on Oct. 27, 2013. Vanek was the captain for home games and Ott served as captain for road games. After the trade, Ott served as the team's full-time captain until he was traded to the St. Louis Blues on Feb. 28, 2014. The team finished the season without naming a replacement captain.

ALL-TIME SABRES COACHES

NAME	YEARS	REGULAR SEASON					PLAYOFFS			
		GAMES	W	L	T/OTL	PTS%	G	W	L	WIN%
Punch Imlach	(Oct. 1970 – Jan. 1972)	119	32	62	25	.374	0	0	0	0
Joe Crozier	(Jan. 1972 – May 1974)	192	77	80	35	.492	6	2	4	.333
Floyd Smith	(May 1974 – May 1977)*	241	143	62	36	.668	32	16	16	.500
Marcel Pronovost	(Oct. 1977 – Dec. 1978)	104	52	29	23	.611	8	3	5	.375
Billy Inglis	(Dec. 1978 – June 1979)	56	28	18	10	.589	3	1	2	.333
Roger Neilson	(Oct. 1980 – May 1981)	80	39	20	21	.619	8	4	4	.500
Jim Roberts	(Dec. 1981 – Mar. 1982)	45	21	16	8	.556	0	0	0	0
Jim Schoenfeld	(June 1985 – Jan. 1986)	43	19	19	5	.500	0	0	0	0
Scotty Bowman	(June 1979 – May 1980, Oct. 1981 – Dec. 1981, Mar. 1982 – May 1985, Jan. 1986 – Nov. 1986)	404	210	134	60	.594	36	18	18	.500
Craig Ramsay	(Nov. 1986 – Dec. 1986)	21	4	15	2	.238	0	0	0	0
Ted Sator	(Dec. 1986 – Apr. 1989)	207	96	89	22	.517	11	3	8	.273
Rick Dudley	(Oct. 1989 – Dec. 1991)	188	85	72	31	.535	12	4	8	.333
John Muckler	(Dec. 1991 – June 1995)	268	125	109	34	.530	27	11	16	.407
Lindy Ruff	(July 1997 – Feb. 2013)	1,165	571	432	162	.560	101	57	44	.564
Ron Rolston	(Feb. 2013 – Nov. 2013)	51	19	26	6	.431	0	0	0	0
Ted Nolan	(July 1995 – May 1997, Nov. 2013 – Apr. 2015)	308	113	159	36	.425	12	5	7	.417
Dan Bylsma	(May 2015 - April 2017)	164	68	73	23	.476	0	0	0	0
Phil Housley	(June 2017 – April 2019)	164	58	84	22	.463	0	0	0	0
Ralph Krueger	(May 2019 – Present)	69	30	31	8	.493	0	0	0	0
TOTALS		3,889	1,790	1,530	569	.533	256	124	132	.484

*Floyd Smith's record includes a 2-1 loss vs. Toronto on Jan. 9, 1972, when he filled in for Punch Imlach for a single game following a heart attack that ended Imlach's coaching career.



SABRES ALL-TIME CAPTAIN & COACHES

TEAM HISTORY

2020 - 2021

ALL-TIME SABRES ASSISTANT COACHES

PLAYER	YEARS	ASSISTANT COACH	YEARS
Roger Neilson	1979-80	Kevyn Adams	2011-12 - 2012-13
Jim Roberts	1979-80 - 1983-84	Teppo Numminen	2011-12 - 2013-14
Ron Smith	1980-81	Joe Sacco	2013-14
Nick Polano	1981-82	Jerry Forton	2013-14
Red Berenson	1982-83 - 1983-84	Bryan Trottier	2014-15
Joe Crozier	1984-85	Tom Coolen	2014-15
Craig Ramsay	1984-85 - 1986-87	Danny Flynn	2014-15
Barry Smith	1985-86 - 1988-89	Dave Barr	2015-16
John Van Boxmeer	1990-91 - 1991-92	Dan Lambert	2015-16
John Tortorella	1989-90 - 1994-95	Terry Murray	2015-16 - 2016-17
Terry Martin	1995-96	Bob Woods	2016-17
Paul Theriault	1996-97	Tom Ward	2016-17 - 2018-19
Mike Ramsey	1997-98 - 1999-00	Davis Payne	2017-18 - 2018-19
Don Lever	1987-88 - 1989-90	Chris Hajt	2017-18 - 2018-19
Scott Arniel	1992-93 - 2001-02	Chris Taylor*	2019-20
Brian McCutcheon	2002-03 - 2005-06	Steve Smith	2018-19 - Present
James Patrick	2000-01 - 2010-11	Mike Bales	2019-20 - Present
	2006-07 - 2012-13	Don Granato	2019-20 - Present

* Replaced Don Granato on a temporary basis from Oct. 1 to Nov. 23, 2019.



NHL HONORS AND AWARDS

TEAM HISTORY

2020 - 2021

NHL AWARDS WON BY SABRES PLAYERS

NHL AWARDS	AWARD WINNERS	YEARS
Presidents' Trophy	Buffalo Sabres	(2006-07)
Hart Memorial Trophy	Dominik Hasek	(1997, 1998)
Art Ross Trophy	None	
Calder Memorial Trophy	Gilbert Perreault	(1971)
	Tom Barrasso	(1984)
	Tyler Myers	(2010)
	None	
James Norris Memorial Trophy	Bob Sauve & Don Edwards	(1980)
Vezeina Trophy	Tom Barrasso	(1984)
	Dominik Hasek	(1994, 1995, 1997, 1998, 1999, 2001)
	Ryan Miller	(2010)
	None	
Conn Smythe Trophy	Gilbert Perreault	(1973)
Lady Byng Memorial Trophy	Craig Ramsay	(1985)
Frank J. Selke Trophy	Michael Peca	(1997)
	Tom Barrasso & Bob Sauve	(1985)
William M. Jennings Trophy	Dominik Hasek & Grant Fuhr	(1994)
	Dominik Hasek	(2001)
	Dominik Hasek	(1997, 1998)
Lester B. Pearson Award	Ted Nolan	(1997)
Jack Adams Award	Lindy Ruff	(2006)
	Don Luce	(1975)
Bill Masterton Memorial Trophy	Pat LaFontaine	(1995)
	1980 U.S. Olympic Hockey Team (Mike Ramsey & Rob McClanahan)	(1980)
Lester Patrick Trophy	Seymour H. Knox III & Pat LaFontaine	(1997)
	Rob Ray	(1999)
King Clancy Memorial Trophy	Rob Ray	(1999)
NHL Foundation Award	Ryan Miller	(2010)

NHL AWARDS & HONORS BY YEAR

1970-71	Calder Trophy: Gilbert Perreault East Division All-Star: Gilbert Perreault
1971-72	East Division All-Star: Rick Martin, Gilbert Perreault
1972-73	Lady Byng Trophy: Gilbert Perreault East Division All-Star: Rick Martin, Rene Robert
1973-74	NHL First-Team All-Star: Rick Martin (LW) East Division All-Star: Rick Martin, Dave Dryden, Gilbert Perreault
1974-75	Bill Masterton Trophy: Don Luce NHL First-Team All-Star: Rick Martin (LW) NHL Second-Team All-Star: Rene Robert (RW) Wales Conference All-Star: Rick Martin, Rene Robert, Jerry Korab, Don Luce
1975-76	NHL Second-Team All-Star: Gilbert Perreault (C), Rick Martin (LW) Wales Conference All-Star: Floyd Smith (Head Coach), Rick Martin, Jerry Korab, Craig Ramsay
1976-77	Charlie Conacher Memorial Trophy: Jim Lorentz NHL Second-Team All-Star: Gilbert Perreault (C), Rick Martin (LW) Wales Conference All-Star: Gerry Desjardins, Gilbert Perreault, Rick Martin, Jim Schoenfeld All-Star Game MVP: Rick Martin (2 goals)
1977-78	NHL Second-Team All-Star: Don Edwards (G) Wales Conference All-Star: Gilbert Perreault, Rick Martin
1978-79	NHL All-Star (Challenge Cup): Gilbert Perreault, Jim Schoenfeld
1979-80	Vezeina Trophy: Don Edwards & Bob Sauve NHL Second-Team All-Star: Danny Gare, (RW), Jim Schoenfeld (D), Don Edwards (G) Wales Conference All-Star: Gilbert Perreault, Danny Gare, Jim Schoenfeld, Don Edwards



NHL HONORS AND AWARDS

TEAM HISTORY

2020 - 2021

NHL AWARDS & HONORS BY YEAR

1980-81	Wales Conference All-Star: Scotty Bowman (Head Coach), Danny Gare, Bill Hajt
1981-82	Wales Conference All-Star Game: Mike Ramsey, John Van Boxmeer
1982-83	NHL All-Rookie Team: Phil Housley (D) Wales Conference All-Star: Mike Ramsey
1983-84	Vezina Trophy: Tom Barrasso Calder Trophy: Tom Barrasso NHL First-Team All-Star: Tom Barrasso (G) NHL All-Rookie Team: Tom Barrasso (G) Wales Conference All-Star: Gilbert Perreault, Phil Housley
1984-85	Selke Trophy: Craig Ramsay William M. Jennings Trophy: Tom Barrasso & Bob Sauve NHL Second-Team All-Star: Tom Barrasso (G) Wales Conference All-Star: Tom Barrasso, Bill Hajt, Mike Ramsey
1985-86	Wales Conference All-Star: Mike Ramsey
1986-87	NHL All-Star (Rendez-vous '87): Mike Ramsey
1987-88	NHL All-Rookie Team: Ray Sheppard (RW), Calle Johansson (D) Wales Conference All-Star: Christian Ruuttu NHL Player of the Month: Tom Barrasso (January 1988) NHL Rookie of the Month: Ray Sheppard (February 1988)
1988-89	Wales Conference All-Star: Phil Housley
1989-90	NHL Second-Team All-Star: Daren Puppa (G) Wales Conference All-Star: Pierre Turgeon, Dave Andreychuk, Daren Puppa, Phil Housley
1990-91	Wales Conference All-Star: Uwe Krupp
1991-92	Wales Conference All-Star: Alexander Mogilny NHL Co-Player of the Month: Pat LaFontaine (January 1992)
1992-93	NHL Second-Team All-Star: Pat LaFontaine (C), Alexander Mogilny (RW) Wales Conference All-Star: Alexander Mogilny, Pat LaFontaine NHL Co-Player of the Month: Alexander Mogilny (January 1993)
1993-94	William M. Jennings Trophy: Dominik Hasek & Grant Fuhr Vezina Trophy: Dominik Hasek NHL First-Team All-Star: Dominik Hasek (G) Eastern Conference All-Star: Alexander Mogilny NHL Co-Player of the Month: Dominik Hasek (December 1993)
1994-95	Bill Masterton Trophy: Pat LaFontaine Vezina Trophy: Dominik Hasek NHL First-Team All-Star: Dominik Hasek (G) Eastern Conference All-Star: Dominik Hasek
1995-96	Eastern Conference All-Star: Dominik Hasek
1996-97	Jack Adams Award: Ted Nolan Hart Trophy: Dominik Hasek Lester B. Pearson Award: Dominik Hasek Vezina Trophy: Dominik Hasek Selke Trophy: Michael Peca Lester Patrick Trophy: Seymour H. Knox III & Pat LaFontaine NHL First-Team All-Star: Dominik Hasek (G) Eastern Conference All-Star: Dominik Hasek
1997-98	Hart Trophy: Dominik Hasek Lester B. Pearson Award: Dominik Hasek Vezina Trophy: Dominik Hasek NHL First-Team All-Star: Dominik Hasek (G) World Team All-Star: Dominik Hasek (Starting Goaltender) NHL Player of the Month: Dominik Hasek (December 1997 & February 1998) NHL Player of the Week: Dominik Hasek (Dec. 1-7, 1997)



NHL HONORS AND AWARDS

TEAM HISTORY

2020 - 2021

NHL AWARDS & HONORS BY YEAR

1998-99	Vezina Trophy: Dominik Hasek King Clancy Trophy: Rob Ray NHL First-Team All-Star: Dominik Hasek (G) North America Team All-Star: Lindy Ruff (Head Coach) World Team All-Star: Dominik Hasek (Starting Goaltender, Leading Vote-getter), Alexei Zhitnik NHL Player of the Month: Dominik Hasek (December 1998) NHL Player of the Week: Dominik Hasek (Nov. 30-Dec. 6, 1998; Dec. 7-13, 1998; April 5-11, 1999), Miroslav Satan (Feb. 15-21, 1999; March 15-21, 1999)
1999-00	World Team All-Star: Miroslav Satan NHL Player of the Week: Martin Biron (Nov. 1-7, 1999), Dominik Hasek (April 3-9, 2000)
2000-01	Vezina Trophy: Dominik Hasek William M. Jennings Trophy: Dominik Hasek World Team All-Star: Dominik Hasek
2001-02	World Team All-Star: Alexei Zhitnik Selected to Future Stars Game at All-Star Game: Tim Connolly
2002-03	Eastern Conference All-Star: Miroslav Satan Selected to Future Stars Game at All-Star Game: Ryan Miller, Taylor Pyatt, Henrik Tallinder NHL Player of the Week: Miroslav Satan (Dec. 1-7, 2002) NHL Rookie of the Month: Ales Kotalik (January 2003)
2003-04	Selected to Future Stars Game at All-Star Game: Derek Roy NHL Defensive Player of the Week: Martin Biron (Oct. 20-26, 2003)
2005-06	Jack Adams Award: Lindy Ruff NHL Defensive Player of the Week: Ryan Miller (Dec. 19-25, 2005; Jan. 31-Feb. 5, 2006)
2006-07	NHL Second-Team All-Star: Thomas Vanek (LW) Voted in as Eastern Conference All-Star Game starter: Ryan Miller (G), Daniel Briere (F), Brian Campbell (D) Eastern Conference All-Star: Lindy Ruff (Head Coach) All-Star Game MVP: Daniel Briere (1 goal, 4 assists) First Star of the Month: Ryan Miller (October 2006) Rookie of the Month: Drew Stafford (March 2007) First Star of the Week: Maxim Afinogenov (Oct. 16-22, 2006)
2007-08	Eastern Conference All-Star: Brian Campbell
2008-09	Eastern Conference All-Star: Thomas Vanek Third Star of the Month: Ryan Miller (January 2009) First Star of the Week: Thomas Vanek (Oct. 13-19, 2008) Third Star of the Week: Thomas Vanek (Dec. 8-14, 2008)
2009-10	Vezina Trophy: Ryan Miller Calder Trophy: Tyler Myers NHL Foundation Award: Ryan Miller NHL First-Team All-Star: Ryan Miller (G) NHL All-Rookie Team: Tyler Myers (D) NHL Rookie of the Month: Tyler Myers (January 2010)
2010-11	Rookie All-Star Selection: Tyler Ennis First Star of the Week: Ryan Miller (March 21-27, 2011), Thomas Vanek (April 4-10, 2011) Second Star of the Week: Ryan Miller (Nov. 29-Dec. 5, 2010), Drew Stafford (Feb. 7-13, 2011), Andrej Sekera (Feb. 28-March 6, 2011) Third Star of the Week: Jhonas Enroth (March 28-April 3, 2011)
2011-12	NHL All-Rookie Team: Jhonas Enroth (G) NHL All-Star: Jason Pominville Rookie All-Star Selection: Luke Adam Third Star of the Month: Ryan Miller (March 2012) NHL Rookie of the Month: Marcus Foligno (March 2012) First Star of the Week: Ryan Miller (Feb. 27-March 4, 2012) Second Star of the Week: Ryan Miller (March 19-25, 2012)



NHL HONORS AND AWARDS

TEAM HISTORY

2020 - 2021

NHL AWARDS & HONORS WON BY YEAR

2012-13	Third Star of the Month: Thomas Vanek (January 2013) First Star of the Week: Thomas Vanek (Jan. 28-Feb. 3, 2013)
2013-14	Second Star of the Week: Ryan Miller (Dec. 23-29, 2013)
2014-15	NHL All-Star: Zengus Girgensons (Leading Vote-getter) First Star of the Week: Tyler Ennis (Dec. 8-14, 2014)
2015-16	NHL All-Rookie Team: Jack Eichel (C) Atlantic Division All-Star: Ryan O'Reilly Third Star of the Week: Jack Eichel (Jan. 25-31, 2016)
2016-17	Atlantic Division All-Star: Kyle Okposo
2017-18	Atlantic Division All-Star: Jack Eichel Second Star of the Week: Jack Eichel (Jan. 22-28, 2018) Third Star of the Week: Robin Lehner (Jan. 22-28, 2018), Jack Eichel (March 26-April 1, 2018)
2018-19	NHL All-Rookie Team: Rasmus Dahlin (D) Atlantic Division All-Stars: Jack Eichel, Jeff Skinner NHL Rookie of the Month: Rasmus Dahlin (November 2018) Third Star of the Week: Jack Eichel (Dec. 10-16, 2018)
2019-20	NHL All-Rookie Team: Victor Olofsson (LW) Atlantic Division All-Star: Jack Eichel NHL Rookie of the Month: Victor Olofsson (October 2019 & December 2019) Third Star of the Week: Carter Hutton (Oct. 14-20, 2019), Jack Eichel (Dec. 2-8, 2019; Dec. 9-15, 2019)



HISTORY OF THE UNIFORM

TEAM HISTORY

2020 - 2021

UNIFORM 1970 TO 2020

Equipped with one of the National Hockey League's two new teams, the Knox Brothers sought a name for the club that would accompany the Vancouver Canucks into the 1970-71 season. A contest brought about the name "Sabres," which just needed a logo to become the trademark of hockey on the Niagara Frontier. The Sabres crest would remain identical over the first 26 years.

The crest which would adorn the blue, white and gold jerseys of Buffalo Sabres players from October 1970 until April 1996 reflected the team's name. Along with the buffalo appeared two crossed sabres "renowned as a clean, sharp, decisive and penetrating weapon on offense, as well as a strong parrying weapon on defense," according to team Public Relations Director Chuck Burr's 1970 press release.

A few minor changes were seen in the Buffalo sweaters over the first 26 years, mostly simple accessory changes. After adding players' last names to the back of the sweaters a few years earlier, 1978-79 marked the first season the team's jerseys did not have drawstrings at the neckline and the debut of the team's crest on the shoulders.

While the next season was Buffalo's 10th anniversary campaign, a patch honoring that winter's Olympic Games in Lake Placid, New York, was the notable change on the uniforms. The 1980 Winter Olympics is where the legendary "Miracle on Ice" would take place, and where the Sabres held their 1980 training camp. It was probably fitting that 10 years later, a Buffalo Sabres' 20th anniversary logo patch was embroidered on the front right shoulder of the players' uniforms for 1989-90. Two years later, the Sabres joined the other NHL teams in wearing a commemorative patch for the league's 75th anniversary, and fans even had the opportunity to see it on both the home and road jerseys as Buffalo joined 15 other teams in the season-long celebration. For the second half of that season, the Sabres wore their road jerseys at home and donned the home jerseys for away games, to complement the "original six" teams who wore "throwback jerseys." A Stanley Cup centennial patch appeared on the 1992-93 uniforms. Buffalo would again recognize a significant anniversary with a special 25th anniversary logo, which was designed for the team's 1994-95 campaign. Players wore the fifth patch in seven years on the team's sweaters in 1995-96 (bearing jersey number one), remembering former NHL goalie Roger Crozier, who played six of his 14 seasons in the league in Buffalo.

The 1996-97 season began a new era in Buffalo Sabres hockey with a new home, new colors and a new logo. The Sabres' new colors would be black, white, red, gray and silver, featuring a white buffalo head as the new team logo. A secondary logo of a "B" with the familiar sabre piercing through it would also be featured on the shoulder of the new jerseys. In their first season in the new uniforms, the Sabres honored the memory of co-founder Seymour H. Knox III with a circular patch bearing the initials SHK III.

On Nov. 22, 2000, the Sabres unveiled the team's first-ever alternate jersey against the Philadelphia Flyers. The jersey paid tribute to the team's original sweater, while also incorporating colors and elements from the 1996 design. The organization chose from more than 50 different concepts and developed an homage to the original blue and gold crest -- featuring the traditional circle and crossed Sabres logo -- adorned on a red-based jersey, trimmed in the team's black and silver of the 1990s. The word "BUFFALO" appeared on the lower trim to signify the team's proud attachment to its hometown. The third jersey also featured the current Sabres white buffalo-head logo, which appeared on the shoulders. Though it didn't represent a change to their official uniform scheme, the Sabres' next alternate jersey appeared when the team donned its original blue and yellow colors with the former logo and design for the season finale, April 4, 2003, against New Jersey.

Following the tragic events in Manhattan on Sept. 11, 2001, the Sabres took on the Rangers in New York's regular-season home opener at Madison Square Garden as the nation healed. As a sign of solidarity, the Sabres wore a modified version of their black, white and red jerseys with the Rangers' diagonal "New York" script replacing the buffalo head across the front. Both teams' jerseys were auctioned off, raising \$215,000 for the Twin Towers Fund.

The Sabres' next uniform scheme, unveiled on September 16, 2006, took its inspiration from the original Sabres uniform (1970-1996) and the team's second uniform (1996-2005). The team returned to a blue and gold color scheme with the franchise's original colors altered to a deeper navy blue and richer gold. Silver accents and a revised "B-Sabre" logo were carried over from the team's second uniform. Unique in the NHL, the new uniforms had player numbers on the front of the jersey. Buffalo also debuted a new alternate uniform that updated the original blue uniform from 1970 by adding the player number on the front to match the newly designed uniforms. The alternate jersey was only worn for the 2006-07 season.

For the Winter Classic game on Jan. 1, 2008, the Sabres wore a modified version of the team's original white jerseys. This was the only time the jersey was worn that season.

The Sabres introduced a new third jersey in 2008-09 that incorporated design elements from the original uniforms while linking elements from the current jerseys. The team's original road uniform (1970-1996) was updated to incorporate the team's darker navy blue and rich gold colors, along with silver accents on the stripes to give dimension to the original design. The player numbers appeared on the front of the uniform and a neck tie was incorporated as a nod to the team's original uniform. The original crossed Sabres logo also featured silver accents to give a beveled look to the team's original logo. The jersey was designed to incorporate the design elements of the Reebok EDGE uniform system.

During the 2010-11 season, the Sabres adopted a uniform at home and on the road that recalled elements of the first uniform in franchise history. At home, the Sabres utilized the team's previous third jersey. On the road, they donned a white jersey that incorporates the same accent elements of the updated home jersey. The team also unveiled an all-new 40th anniversary uniform. This classically designed uniform was a tribute to not only the history of Buffalo hockey, but also to early NHL jersey designs of the past. The 40th anniversary alternate jersey was worn 12 times at HSBC Arena during the 2010-11 season and continued to serve as the team's alternate jersey in 2011-12.

The Sabres unveiled another new alternate jersey prior to the 2013-14 season that the team would wear for two seasons. Challenged by Sabres ownership to use gold as the primary jersey color for the first time in team history, the Sabres' creative team -- in collaboration with Reebok -- created a two-tone jersey with gold as the primary color on the front and navy blue on the back. A newly designed Buffalo Sabres wordmark appeared on the players' pant leg as well as just below the neckline on the main jersey, right above the Sabres' traditional crest on the front of the jersey. Additionally, a unique font and number art were designed by Reebok and were inspired by the tips of actual sabres. The all-new font was used for the jersey numbers as well as players' names. Captain and alternate captain insignia incorporated crossed sabres as design elements and the patches were moved from the traditional spot on the chest to the shoulder of the jersey.

The team saw minor changes to both its home and road jerseys when the NHL partnered with adidas before the 2017-18 season to unveil new authentic jerseys for all 31 NHL teams utilizing the company's ADIZERO technology and design elements. While each Sabres jersey retained its general appearance, the most significant changes were the removal of the silver piping and gray accents on the sides of the jerseys.



HISTORY OF THE UNIFORM

TEAM HISTORY

2020 - 2021

UNIFORM 1970 TO 2020

The Sabres appeared in their second Winter Classic in on Jan. 1, 2018, the 10-year anniversary of the inaugural game in Buffalo. To commemorate the occasion, the team wore a white jersey that combined design concepts from the franchise's early years with modifications of the team's current logo and elements from the team's 40th anniversary jersey. In addition to minor illustration adjustments to the logo's buffalo and swords, the initials "NY" were added as a marker of the intrastate matchup. The crest and the numbers on the official game jerseys were executed in felt and faux leather materials as a nod to historical "hockey sweater" material construction.

In addition to the crest, the uniform featured three secondary marks: a newly designed shoulder patch that abstracted the buffalo from the crest and filled it with the team's name; a pair of crossed swords on the pants, also abstracted from the crest; and the Buffalo script wordmark from team's 40th anniversary jersey, now located on the helmet. Following the Winter Classic, the team wore a Winter Classic-style jersey with minor modifications to the one worn at the outdoor game as an alternate jersey for three home games in 2018.

In August 2019, the team unveiled a new alternate jersey to be worn for the team's "Golden Season" 50th anniversary celebration in 2019-20. The jersey was made up of a white base adorned with the iconic Sabres crest in fluorescent gold and navy blue. In homage to the team's history, the jersey included five stripes representing each of the franchise's decades on both sleeves and the jersey's bottom, as well as an inner neckline featuring logos from throughout the team's history.

The Golden Season alternate jersey was only part of the team's 2019 nod toward the past - the Sabres also announced that the 2019-20 season would be the final time the team would wear their navy uniforms, as the team would return to royal blue as its primary color in 2020-21. Unveiled in August 2020, the team's current royal blue, gold, and white uniform marks a return to the franchise's original look with only minor changes made to the classic jerseys; most notably, the striping on the blue jersey has been altered to introduce white piping on top of the original gold stripes. The crest has also been slightly simplified from the original, with silver accents removed to create a sleek modern appeal. Details first seen in the 50th season jersey crest have been carried over to this uniform system, most notably the stitching pattern on the buffalo.

The 2020-21 season featured yet another homage to the team's history: As part of the NHL's Reverse Retro campaign, the Sabres unveiled an alternate jersey in November 2020 modeled after the team's first-ever alternate sweater. The updated design recolored the original alternate, worn from 2000-01 through 2005-06, to match the team's current royal blue and gold color scheme.



1970
HOME JERSEY



1970
ROAD JERSEY



1978
HOME JERSEY



1978
ROAD JERSEY



HISTORY OF THE UNIFORM

TEAM HISTORY

2020 - 2021

UNIFORM 1970 TO 2020



1996
HOME JERSEY



1996
ROAD JERSEY



2000
ALTERNATE JERSEY



2006
ALTERNATE JERSEY



2006
HOME JERSEY



2006
ROAD JERSEY



HISTORY OF THE UNIFORM

TEAM HISTORY

2020 - 2021

UNIFORM 1970 TO 2020



2008
ALTERNATE JERSEY



2008 WINTER
CLASSIC JERSEY



2010
HOME JERSEY



2010
ROAD JERSEY



2010
ALTERNATE JERSEY



2013
ALTERNATE JERSEY



HISTORY OF THE UNIFORM TEAM HISTORY

2020 - 2021

UNIFORM 1970 TO 2020



2017
HOME JERSEY



2017
ROAD JERSEY



2018 WINTER
CLASSIC JERSEY



2019
ALTERNATE JERSEY



2020
HOME JERSEY



2020
ROAD JERSEY



HISTORY OF THE UNIFORM

TEAM HISTORY

2020 - 2021

UNIFORM 1970 TO 2020



2020
REVERSE RETRO
JERSEY



SABRES ALL-TIME DRAFT PICKS

TEAM HISTORY

2020 - 2021

1970					
PLAYER	RD.	NO.	POS.	LAST TEAM	
Perreault, Gilbert	1	1	C	Montreal Jr. Canadiens	
Deadmarsh, Butch	2	15	LW	Brandon Wheat Kings	
Cuddie, Steve	3	29	D	Toronto Marlboros	
Wyrozub, Randy	4	43	C	Edmonton Oil Kings	
Morton, Mike	5	57	F	Shawinigan Bruins	
Keeler, Tim	6	71	D	Niagara Falls Flyers	
Regan, Tim	7	84	G	Boston University	
Rombough, Doug	8	97	C	St. Catharines Black Hawks	
Nadeau, Luc	9	107	C	Drummondville Rangers	
1971					
PLAYER	RD.	NO.	POS.	LAST TEAM	
Martin, Richard	1	5	LW	Montreal Jr. Canadiens	
Ramsay, Craig	2	19	LW	Peterborough TPT's	
Hajt, Bill	3	33	D	Saskatoon Blades	
Richer, Robert	4	47	C	Three Rivers Dukes	
Warr, Steve	5	61	D	Clarkson University	
Duguay, Pierre	6	75	C	Quebec Remparts	
1972					
PLAYER	RD.	NO.	POS.	LAST TEAM	
Schoenfeld, Jim	1	5	D	Niagara Falls Flyers	
Carriere, Larry	2	25	D	Loyola Univ. (Montreal)	
McMasters, Jim	3	37	D	Calgary Centennials	
Campeau, Richard	4	53	D	Sorel Black Hawks	
Gratton, Gilles	5	69	G	Oshawa Generals	
McNab, Peter	6	85	RW	University of Denver	
1973					
PLAYER	RD.	NO.	POS.	LAST TEAM	
Titanic, Morris	1	12	LW	Sudbury Wolves	
Landry, Jean	2	28	D	Quebec Remparts	
Deschamps, Andre	3	44	LW	Quebec Remparts	
Dupuis, Yvon	4	60	LW	Quebec Remparts	
Smulders, Bob	5	76	RW	Peterborough TPT's	
Korzack, Neil	6	92	RW	Peterborough TPT's	
Young, Bob	7	108	D	University of Denver	
O'Connell, Tim	8	124	RW	University of Vermont	
1974					
PLAYER	RD.	NO.	POS.	LAST TEAM	
Fogolin, Lee	1	11	D	Oshawa Generals	
Gare, Danny	2	29	RW	Calgary Centennials	
Deziel, Michel	3	47	LW	Sorel Black Hawks	
McIntosh, Paul	4	65	D	Peterborough TPT's	
Lariviere, Gary	5	83	D	St. Catharines Black Hawks	
Given, David	6	101	D	Brown University	
Noreau, Bernard	7	119	RW	Laval National	
Constantin, Charles	8	136	LW	Quebec Remparts	
Jodzio, Rick	9	153	LW	Hamilton Red Wings	
Smith, Derek	10	168	C	Ottawa 67's	
Tsujimoto, Taro	11	183	C	Tokyo Katanas	
Geoffrion, Bob	12	196	LW	Cornwall Royals	
1975					
PLAYER	RD.	NO.	POS.	LAST TEAM	
Sauve, Bob	1	17	G	Laval National	
Breitenbach, Ken	2	35	D	St. Catharines Black Hawks	
Martin, Terry	3	44	LW	London Knights	
McAdam, Gary	3	53	RW	St. Catharines Black Hawks	
Neeld, Greg	4	71	D	Calgary Centennials	
Edwards, Don	5	89	G	Kitchener Rangers	
Minor, Jim	6	107	LW	Regina Pats	
Rowe, Grant	7	125	D	Ottawa 67's	
Tidey, Alex	8	143	RW	Lethbridge Broncos	
Whitby, Andy	9	159	RW	Oshawa Generals	
Moher, Len	10	174	G	University of Notre Dame	



SABRES ALL-TIME DRAFT PICKS

TEAM HISTORY

2020 - 2021

1976				
PLAYER	RD.	NO.	POS.	LAST TEAM
Kowal, Joe	2	33	LW	Hamilton Fincups
Maze, Henry	4	69	LW	Edmonton Oil Kings
Roscoe, Ron	5	87	D	Hamilton Fincups
Lemieux, Don	6	105	D	Three Rivers Draveurs
1977				
PLAYER	RD.	NO.	POS.	LAST TEAM
Seiling, Ric	1	14	RW	St. Catharines Fincups
Areschenkoff, Ron	2	32	C	Medicine Hat Tigers
Stewart, Bill	4	68	D	Niagara Falls Flyers
Sirois, Richard	5	86	G	Laval National
Ramsey, Wayne	6	104	D	Brandon Wheat Kings
1978				
PLAYER	RD.	NO.	POS.	LAST TEAM
Playfair, Larry	1	13	D	Portland Winter Hawks
McKegney, Tony	2	32	LW	Kingston Canadiens
McClanahan, Rob	3	49	LW	University of Minnesota
Gazdic, Mike	4	66	D	Sudbury Wolves
Ireland, Randy	5	82	G	Portland Winter Hawks
McGregor, Cam	6	99	LW	Cornwall Royals
Eastman, Dan	7	116	C	London Knights
Stroebel, Eric	8	133	C	University of Minnesota
O'Sullivan, Eugene	9	150	C	Calgary Wranglers
1979				
PLAYER	RD.	NO.	POS.	LAST TEAM
Ramsey, Mike	1	11	D	University of Minnesota
Ruff, Lindy	2	32	D	Lethbridge Broncos
Robinson, Mark	3	53	D	Victoria Cougars
Cloutier, Jacques	3	55	G	Three Rivers Draveurs
Hamel, Gilles	4	74	LW	Laval National
Haworth, Alan	5	95	C	Sherbrooke Beavers
Knickle, Rick	6	116	G	Brandon Wheat Kings
1980				
PLAYER	RD.	NO.	POS.	LAST TEAM
Patrick, Steve	1	20	RW	Brandon Wheat Kings
Moller, Mike	2	41	RW	Lethbridge Broncos
McKenna, Sean	3	56	RW	Sherbrooke Beavers
North, Jay	3	62	C	Jefferson (Minn.) H.S.
Wiemer, Jim	4	83	D	Peterborough Petes
Rueter, Dirk	5	104	D	Sault St. Marie Greyhounds
Naud, Daniel	6	125	D	Sorel Black Hawks
Paavola, Jari	7	146	G	T.P.S. (Finland)
Cunneyworth, Randy	8	167	C	Ottawa 67's
Beckon, Dave	9	188	C	Peterborough Petes
Bader, John	10	209	LW	Irondale (Minn.) H.S.
1981				
PLAYER	RD.	NO.	POS.	LAST TEAM
Dudacek, Jiri	1	17	RW	Czechoslovakia
Virta, Hannu	2	38	D	T.P.S. (Finland)
Aldred, Jim	3	59	LW	Kingston Canadiens
Chisholm, Colin	3	60	D	Calgary Wranglers
Eatough, Jeff	4	80	RW	Cornwall Royals
Wikberg, Anders	4	83	LW	Timra (Sweden)
Eivola, Mauri	5	101	C	T.P.S. (Finland)
Butorac, Ali	6	122	D	Ottawa 67's
Leime, Heikki	7	143	D	T.P.S. (Finland)
Orlando, Gates	8	164	C	Providence College
Sebek, Venci	9	185	D	Niagara Falls Flyers
Harper, Warren	10	206	RW	Prince Albert



SABRES ALL-TIME DRAFT PICKS

TEAM HISTORY

2020 - 2021

1982

PLAYER	RD.	NO.	POS.	LAST TEAM
Housley, Phil	1	6	D	South St. Paul (Minn.) H.S.
Cyr, Paul	1	9	LW	Victoria Cougars
Andreychuk, Dave	1	16	C	Oshawa Generals
Anderson, Mike	2	26	C	North St. Paul (Minn.) H.S.
Johansson, Jens	2	30	D	Pitea (Sweden)
Jutila, Timo	4	68	D	Tappara (Finland)
Hamilton, Jeff	4	79	C	Providence College
Logan, Bob	5	100	RW	West Island
Parker, Jeff	6	111	C	Mariner (Minn.) H.S.
Gustavsson, Jacob	6	121	G	Almtuna (Sweden)
Bishop, Alan	7	142	D	Niagara Falls Flyers
Verret, Claude	8	163	C	Three Rivers Draveurs
Norman, Rob	9	184	RW	Cornwall Royals
Craig, Mike	10	205	G	Billings Bighorns
Plankers, Jim	11	226	D	Cloquet (Minn.) H.S.

1983

PLAYER	RD.	NO.	POS.	LAST TEAM
Barrasso, Tom	1	5	G	Acton-Boxborough H.S.
Lacombe, Normand	1	10	RW	Univ. of New Hampshire
Creighton, Adam	1	11	C	Ottawa 67's
Tucker, John	2	31	C	Kitchener Rangers
Hajdu, Richard	2	34	LW	Kamloops Jr. Oilers
Puppa, Daren	4	74	G	Kirkland Lake Intermediates
Meyer, Jayson	5	94	D	Regina Pats
Hofford, James	6	114	D	Windsor Spitfires
Ruuttu, Christian	7	134	C	Assat (Finland)
McSween, Don	8	154	D	Redford (Mich.) Royals
Hoover, Tim	9	174	D	Sault St. Marie Greyhounds
Ferner, Mark	10	194	D	Kamloops Blazers
Krupp, Uwe	11	214	D	Kolner (West Germany)
Hamelin, Marc	12	234	G	Shawinigan Cataracts
Salfi, Kermit	12	235	LW	Northwood Prep H.S.

1984

PLAYER	RD.	NO.	POS.	LAST TEAM
Andersson, Mikael	1	18	LW	Vastra Frolunda (Sweden)
Trapp, Doug	2	39	LW	Regina Pats
Sheppard, Ray	3	60	RW	Cornwall Royals
Halkidis, Bob	4	81	D	London Knights
Rampton, Joey	5	102	LW	Sault Ste. Marie Greyhounds
Gasseau, James	6	123	D	Drummondville
Wakaluk, Darcy	7	144	G	Kelowna Wings
Stambert, Orwar	8	165	D	Djurgardens (Sweden)
McKinnon, Brian	10	207	C	Ottawa 67's
Delcourt, Grant	11	228	RW	Kelowna Wings
Baker, Sean	12	249	LW	Seattle Breakers

1985

PLAYER	RD.	NO.	POS.	LAST TEAM
Johansson, Calle	1	14	D	Vastra Frolunda (Sweden)
Hogue, Benoit	2	35	C	St. Jean Beavers
Gretzky, Keith	3	56	C	Windsor Compuware Spitfires
Moylan, Dave	4	77	D	Sudbury Wolves
Priestlay, Ken	5	98	C	Victoria Cougars
Reekie, Joe	6	119	D	Cornwall Royals
Matikainen, Petri	7	140	D	Sapko (Finland)
Kaese, Trent	8	161	RW	Lethbridge Broncos
Sejba, Jiri	9	182	LW	Dukla Jihlava (Czech.)
Sutton, Boyd	10	203	C	Stratford Jr. B
Larose, Guy	11	224	C	Guelph Platers
Baumgartner, Ken	12	245	D	Prince Albert Raiders



SABRES ALL-TIME DRAFT PICKS

TEAM HISTORY

2020 - 2021

1986

PLAYER	RD.	NO.	POS.	LAST TEAM
Anderson, Shawn	1	5	D	Team Canada
Brown, Greg	2	26	D	St. Mark's H.S.
Corkum, Bob	3	47	RW	University of Maine
Kerr, Kevin	3	56	RW	Windsor Compuware Spitfires
Baseggio, David	4	68	D	Yale University
Rooney, Larry	5	89	D	Thayer
Baldris, Miguel	6	110	D	Shawinigan Cataracts
Hartman, Mike	7	131	RW	North Bay Centennials
Guay, Francois	8	152	LW	Laval Titans
Whitham, Shawn	9	173	D	Providence College
Rein, Kenton	10	194	G	Prince Albert Raiders
Arndt, Troy	11	215	D	Portland Winter Hawks
Capello, Jeff	S1	5	LW	University of Vermont
Cullen, John	S2	10	C	Boston University

1987

PLAYER	RD.	NO.	POS.	LAST TEAM
Turgeon, Pierre	1	1	C	Granby Bisons
Miller, Brad	2	22	D	Regina Pats
MacVicar, Andrew	3	53	LW	Peterborough Petes
Bradley, John	4	84	G	New Hampton H.S.
Pergola, David	5	85	RW	Belmont Hill H.S.
Marshall, Chris	6	106	LW	Boston College H.S.
Flanigan, Paul	7	127	D	New Hampton H.S.
Dooley, Sean	8	148	D	Groton
Roberts, Tim	8	153	C	Deerfield Academy
Tkachuk, Grant	9	169	LW	Saskatoon Blades
Herbers, Ian	10	190	D	Swift Current Broncos
Littman, David	11	211	G	Boston College
MacIssac, Allan	12	232	LW	Guelph Platers
Snuggerud, Dave	S1	1	LW	University of Minnesota
de Carle, Mike	S2	6	RW	Lake Superior St.

1988

PLAYER	RD.	NO.	POS.	LAST TEAM
Savage, Joel	1	13	RW	Victoria Cougars
Loewen, Darcy	3	55	LW	Spokane Chiefs
Carney, Keith	4	76	D	Mt. St. Charles H.S.
Mogilny, Alexander	5	89	RW	ZSKA Moscow
Ray, Rob	5	97	LW	Cornwall Royals
Di Vita, David	6	106	D	Lake Superior State
McLaughlin, Mike	6	118	LW	Choate
Griffith, Mike	7	139	RW	Ottawa 67's
Ruoho, Daniel	8	160	D	Madison Memorial H.S.
Flaherty, Wade	9	181	G	Victoria Cougars
Nieman, Thomas	11	223	RW	Choate
Wallwork, Robert	12	244	C	Miami (Ohio) University
Davies, Clarke	S3	18	D	Ferris State University

1989

PLAYER	RD.	NO.	POS.	LAST TEAM
Haller, Kevin	1	14	D	Regina Pats
Thomas, Scott	3	56	RW	Nichols (N.Y.) H.S.
MacDonald, Doug	4	77	C	University of Wisconsin
Sutton, Ken	5	98	D	Saskatoon Blades
Pye, Bill	6	107	G	Northern Michigan University
Barkley, Mike	6	119	RW	University of Maine
Plante, Derek	8	161	C	Cloquet (Minn.) H.S.
Audette, Donald	9	183	RW	Laval Titans
Astley, Mark	10	194	D	Lake Superior State
Nelson, John	10	203	C	Toronto Marlboros
Henderson, Todd	11	224	G	Thunder Bay
Bavis, Michael	12	245	RW	Cushing Academy
Boyce, Ian	S3	19	LW	University of Vermont

Note: S in round number refers to the supplemental draft.



SABRES ALL-TIME DRAFT PICKS

TEAM HISTORY

2020 - 2021

1990

PLAYER	RD.	NO.	POS.	LAST TEAM
May, Brad	1	14	LW	Niagara Falls Thunder
McCarthy, Brian	4	82	C	Pingree H.S. (Mass.)
Smehlik, Richard	5	97	D	Vitkovice (Czech.)
Bojcun, Todd	5	100	G	Peterborough (OHL)
Pascall, Brad	5	103	D	University of North Dakota
Gordiouk, Viktor	7	142	LW	Krylja Sovetov
Nedoma, Milan	8	166	D	Zetor Brno (Czech.)
Winch, Jason	9	187	LW	Niagara Falls Thunder
Naud, Sylvain	10	208	RW	Laval Titans
Martin, Kenneth	11	229	LW	Belmont Hill (Mass.) H.S.
Rubachuk, Brad	12	250	C	Lethbridge Hurricanes
McFarlane, Shane	S3	24	C	University of North Dakota

1991

PLAYER	RD.	NO.	POS.	LAST TEAM
Boucher, Philippe	1	13	D	Granby Bisons
Dawe, Jason	2	35	LW	Peterborough Petes
Young, Jason	3	57	LW	Sudbury Wolves
Ambroziak, Peter	4	72	LW	Ottawa 67's
Shields, Steve	5	101	G	Univ. of Michigan
O'Donnell, Sean	6	123	D	Sudbury Wolves
Holzinger, Brian	6	124	C	Detroit Red Wings Jr. A
Snell, Chris	7	145	D	Ottawa 67's
Kuntos, Jiri	8	162	D	Jihlava (Czech.)
Iob, Tony	9	189	LW	Sault St. Marie Greyhounds
Meany, Spencer	10	211	RW	St. Lawrence University
Volkov, Mihail	11	233	RW	Krylja (U.S.S.R.)
Smith, Mike	12	255	D	Lake Superior State
Steer, Jamie	S3	19	RW	Michigan Tech

1992

PLAYER	RD.	NO.	POS.	LAST TEAM
Cooper, David	1	11	D	Medicine Hat (WHL)
Cierny, Jozef	2	35	LW	Zvolen (Czech)
Steiner, Ondrej	3	59	C	Plzen (Czech)
Melanson, Dean	4	80	D	St. Hyacinthe (QMJHL)
Barnaby, Matthew	4	83	LW	Beaumont (QMJHL)
Ketterer, Markus	5	107	G	Jokerit (Finland)
Khmylev, Yuri	5	108	LW	Krylja (CIS)
Rushforth, Paul	6	131	C	North Bay (OHL)
Tiltgen, Dean	8	179	C	Tri-City (WHL)
Simon, Todd	9	203	C	Niagara Falls (OHL)
Kowalsky, Rick	10	227	RW	Sault St. Marie (OHL)
Clancy, Chris	11	251	LW	Cornwall (OHL)

1993

PLAYER	RD.	NO.	POS.	LAST TEAM
Tsygurov, Denis	2	38	D	Lada Togliatti (CIS)
Philpott, Ethan	3	64	RW	Phillips Andover Academy
Safarik, Richard	5	116	LW	Nitra (EUR)
Pozzo, Kevin	6	142	D	Moose Jaw (WHL)
Petrenko, Sergei	7	168	LW	Dynamo Moscow (CIS)
Barrie, Mike	8	194	C	Victoria (WHL)
Moore, Barrie	9	220	LW	Sudbury (OHL)
Davis, Chris	10	246	G	Calgary Royals (Tier 2)
Nichol, Scott	11	272	C	Portland (WHL)

1994

PLAYER	RD.	NO.	POS.	LAST TEAM
Primeau, Wayne	1	17	C	Owen Sound (OHL)
Brown, Curtis	2	43	C	Moose Jaw (WHL)
Ndur, Rumun	3	69	D	Guelph (OHL)
Klimentiev, Sergei	5	121	D	Medicine Hat (WHL)
Benazic, Cal	6	147	D	Medicine Hat (WHL)
Plouffe, Steve	7	168	G	Granby (QMJHL)

Continued on next page

Note: S in round number refers to the supplemental draft.





SABRES ALL-TIME DRAFT PICKS TEAM HISTORY

2020 - 2021

1994

PLAYER	RD.	NO.	POS.	LAST TEAM
Hnidy, Shane	7	173	D	Prince Albert (WHL)
Webb, Steve	7	176	RW	Peterborough (OHL)
Westerby, Bob	8	199	LW	Kamloops (WHL)
Millar, Craig	9	225	D	Swift Current (WHL)
Polak, Mark	10	251	C	Medicine Hat (WHL)
Wright, Shayne	11	277	D	Owen Sound (OHL)

1995

PLAYER	RD.	NO.	POS.	LAST TEAM
McKee, Jay	1	14	D	Niagara Falls (OHL)
Biron, Martin	1	16	G	Beauport (QMJHL)
Dutiaume, Mark	2	42	LW	Brandon (WHL)
Sunderland, Mathieu	3	68	RW	Drummondville (QMJHL)
Davidson, Matt	4	94	RW	Portland (WHL)
Menhart, Marian	5	111	D	Litvinov (Czech)
Popp, Kevin	5	119	D	Seattle (WHL)
Bienvenue, Daniel	5	123	LW	Val d'Or (QMJHL)
Scott, Brian	7	172	C	Kitchener (OHL)
Zanutto, Mike	8	198	C	Oshawa (OHL)
Skrlac, Rob	9	224	LW	Kamloops (WHL)

1996

PLAYER	RD.	NO.	POS.	LAST TEAM
Rasmussen, Erik	1	7	C/LW	University of Minnesota
Sarich, Cory	2	27	D	Saskatoon (WHL)
Van Oene, Darren	2	33	LW	Brandon (WHL)
Methot, Francois	3	54	C	St-Hyacinthe (QMJHL)
Walsh, Kurt	4	87	RW	Owen Sound (OHL)
Martone, Mike	4	106	D	Peterborough (OHL)
Tezickov, Alexei	5	115	D	Lada Togliatti (Russia)
Davis, Ryan	6	142	RW	Owen Sound (OHL)
Mortier, Darren	6	161	C	Sarnia (OHL)
Buhler, Scott	9	222	G	Medicine Hat (WHL)

1997

PLAYER	RD.	NO.	POS.	LAST TEAM
Noronen, Mika	1	21	G	Tappara (Finland)
Tallinder, Henrik	2	48	D	AIK (Sweden)
Afinogenov, Maxim	3	69	RW	Dynamo (Russia)
Martin, Jeff	3	75	C	Windsor (OHL)
Theoret, Luc	4	101	D	Lethbridge (WHL)
DiRoberto, Torrey	5	128	C	Seattle (WHL)
Campbell, Brian	6	156	D	Ottawa (OHL)
Adduono, Jeremy	7	184	RW	Sudbury (OHL)
Piros, Kamil	8	212	C	Litvinov (Czech)
Kemp, Dylan	9	238	D	Lethbridge (WHL)

1998

PLAYER	RD.	NO.	POS.	LAST TEAM
Kalinin, Dimitri	1	18	D	Traktor (Russia)
Peters, Andrew	2	34	LW	Oshawa (OHL)
Milley, Norman	2	47	RW	Sudbury (OHL)
Kristek, Jaroslav	2	50	RW	ZPS Zlin (Czech)
Pandolfo, Mike	3	77	LW	St. Sebastien's
Goldade, Aaron	5	137	C	Brandon (WHL)
Kotalik, Ales	6	164	RW	HC Ceske Budejovice (Czech)
Moran, Brad	7	191	C	Calgary (WHL)
Moravec, David	8	218	RW	HC Vitkovice (Czech)
Terglav, Edo	9	249	RW	Baie-Comeau (QMJHL)

1999

PLAYER	RD.	NO.	POS.	LAST TEAM
Heisten, Barrett	1	20	LW	University of Maine
Bartovic, Milan	2	35	RW	Trencin (Slovakia)
Janik, Doug	2	55	D	University of Maine
Zigomanis, Michael	2	64	C	Kingston (OHL)

Continued on next page



SABRES ALL-TIME DRAFT PICKS

TEAM HISTORY

2020 - 2021

1999

PLAYER	RD.	NO.	POS.	LAST TEAM
Preston, Tim	3	73	LW	Seattle (WHL)
Mosovsky, Karel	4	117	LW	Regina (WHL)
Miller, Ryan	5	138	G	Soo (NAHL)
Kinch, Matthew	5	146	D	Calgary (WHL)
Hyacinthe, Seneque	6	178	LW	Val D'Or (QMJHL)
Dececco, Bret	7	206	RW	Seattle (WHL)
Self, Brad	8	235	C	Peterborough (OHL)
Brunel, Craig	9	263	RW	Prince Albert (WHL)

2000

PLAYER	RD.	NO.	POS.	LAST TEAM
Kriukov, Artem	1	15	C	Yaroslavl (Russia)
Decaire, Gerard	2	48	D	Seattle (WHL)
Rousseau, Ghyslain	4	111	G	Baie-Comeau (QMJHL)
Denisov, Denis	5	149	D	HC Moscow (Russia)
Bizyayev, Vasily	7	213	F	CSKA Jr. (Russia)
Gaustad, Paul	7	220	C/LW	Portland (WHL)
McMorrow, Sean	8	258	D	Kitchener (OHL)
Courtney, Ryan	9	277	LW	Windsor (OHL)

2001

PLAYER	RD.	NO.	POS.	LAST TEAM
Novotny, Jiri	1	22	C	Budejovice (Czech)
Roy, Derek	2	32	C	Kitchener (OHL)
Thorburn, Chris	2	50	C	North Bay (OHL)
Pominville, Jason	2	55	RW	Shawinigan (QMJHL)
Vondrka, Michal	5	155	LW	Budejovice (Czech)
Aslund, Calle	8	234	D	Huddinge (Sweden)
Dubec, Marek	8	247	D	Vsetin (Slovakia)
Jorde, Ryan	9	279	D	Tri-City (WHL)

2002

PLAYER	RD.	NO.	POS.	LAST TEAM
Ballard, Keith	1	11	D	University of Minnesota
Paille, Daniel	1	20	LW	Guelph (OHL)
Tessier, Michael	3	76	LW	Acadie-Bathurst (QMJHL)
Adams, John	3	82	D	Boston College
Hulva, Jakub	4	108	F	Citkovice (Czech)
Magers, Marty	4	121	G	Omaha (USHL)
Sheviev, Maxim	6	178	C	Elemash Elektorstal (Russia)
Hecl, Radoslav	7	208	D	Bratislava (Slovakia)
Wideman, Dennis	8	241	D	London (OHL)
Cizek, Martin	9	271	D	HC Slavia Praha (Czech)

2003

PLAYER	RD.	NO.	POS.	LAST TEAM
Vanek, Thomas	1	5	LW	University of Minnesota
Fabry, Branislav	2	65	RW	Bratislava Jr. (Slovakia)
MacArthur, Clarke	3	74	LW	Medicine Hat (WHL)
Hejda, Jan	4	106	D	HC Slavia Praha (Czech)
Ezhov, Denis	4	114	D	Togliatti (Russia)
Morrow, Thomas	5	150	D	Des Moines (USHL)
Voroshinin, Pavel	6	172	D	Mississauga (OHL)
Paetsch, Nathan	7	202	D	Moose Jaw (WHL)
Weber, Jeff	8	235	G	Plymouth (OHL)
Martin, Louis-Phillippe	9	266	RW	Baie-Comeau (QMJHL)

2004

PLAYER	RD.	NO.	POS.	LAST TEAM
Stafford, Drew	1	13	RW	University of North Dakota
Funk, Michael	2	43	D	Portland (WHL)
Sekera, Andrej	3	71	D	Trencin Jr. (Slovakia)
Valent, Michal	5	145	G	Martin Jr. (Slovakia)
Kaletka, Patrick	6	176	RW	Peterborough (OHL)
Mancari, Mark	7	207	RW	Ottawa (OHL)
Card, Mike	8	241	D	Kelowna (WHL)
Hunter, Dylan	9	273	LW	London (OHL)





SABRES ALL-TIME DRAFT PICKS

TEAM HISTORY

2020 - 2021

2005

PLAYER	RD.	NO.	POS.	LAST TEAM
Zagrapan, Marek	1	13	C	Chicoutimi (QMJHL)
Gogulla, Philippe	2	48	LW	Koln (Germany)
Gragnani, Marc-Andre	3	87	D	PEI (QMJHL)
Butler, Chris	4	96	D	Sioux City (USHL)
Gerbe, Nathan	5	142	C	US Under-18 (USDL)
Dennis, Adam	6	182	G	London (OHL)
Buravchikov, Vyacheslav	6	191	D	Kryja (Russia)
Generous, Matt	7	208	D	N.E. Jr. Falcons (EJHL)
Orpik, Andrew	7	227	D	Thayer Academy (USHSE)

2006

PLAYER	RD.	NO.	POS.	LAST TEAM
Persson, Dennis	1	24	D	Vasteras Jr. (Sweden)
Enroth, Jhonas	2	46	G	Sodertalje (Sweden)
Weber, Mike	2	57	D	Windsor (OHL)
Schutz, Felix	4	117	C	Saint John (QMJHL)
Biega, Alex	5	147	D	Salisbury (USHS)
Breault, Benjamin	7	207	C	Baie Comeau (QMJHL)

2007

PLAYER	RD.	NO.	POS.	LAST TEAM
Brennan, T.J.	2	31	D	St. John's (QMJHL)
Schiestel, Drew	2	59	D	Mississauga (OHL)
Tropp, Corey	3	89	F	Sioux Falls (USHL)
Eidsness, Bradley	5	139	G	Okotoks (AJHL)
Allard, Jean-Simon	5	147	C	St. John's (QMJHL)
Byron, Paul	6	179	C	Gatineau (QMJHL)
Eno, Nick	7	187	G	Green Mountain (EJHL)
MacKenzie, Drew	7	209	D	The Taft School (USHS)

2008

PLAYER	RD.	NO.	POS.	LAST TEAM
Myers, Tyler	1	12	D	Kelowna (WHL)
Ennis, Tyler	1	26	LW	Medicine Hat (WHL)
Adam, Luke	2	44	LW	St. John's (WHL)
Fienhage, Cory	3	81	D	Eastview (USHS)
Jokinen, Justin	4	101	RW	Cloquet (USHS)
Southern, Jordan	4	104	D	PEI (QMJHL)
Lagace, Jacob	5	134	LW	Chicoutimi (QMJHL)
Crawford, Nick	6	164	D	Saginaw (OHL)

2009

PLAYER	RD.	NO.	POS.	LAST TEAM
Kassian, Zack	1	13	RW	Peterborough (OHL)
McNabb, Brayden	3	66	D	Kootenay (WHL)
Foligno, Marcus	4	104	LW	Sudbury (OHL)
Adams, Mark	5	134	D	Malden Catholic (USHS)
Knapp, Connor	6	164	G	Miami (CCHA)
Legault, Maxime	7	194	RW	Shawinigan (QMJHL)

2010

PLAYER	RD.	NO.	POS.	LAST TEAM
Pysyk, Mark	1	23	D	Edmonton (WHL)
Gauthier-Leduc, Jerome	3	68	D	Rouyn-Noranda (QMJHL)
Sundher, Kevin	3	75	C	Chilliwack (WHL)
MacKenzie, Matt	3	83	D	Calgary (WHL)
Shiple, Steven	4	98	C	Owen Sound (OHL)
Sutch, Gregg	5	143	RW	Mississauga (OHL)
Henley, Cedrick	6	173	LW	Val d'Or (QMJHL)
Isackson, Christian	7	203	RW	St. Thomas (USHS)
Boychuk, Riley	7	208	LW	Portland (WHL)



SABRES ALL-TIME DRAFT PICKS

TEAM HISTORY

2020 - 2021

2011					
PLAYER	RD.	NO.	POS.	LAST TEAM	
Armia, Joel	1	16	RW	Assat (SM-liiga)	
Catenacci, Daniel	3	77	C	Sault Ste. Marie (OHL)	
Jacobs, Colin	4	107	C	Seattle (WHL)	
Lepkowski, Alex	5	137	D	Barrie (OHL)	
Lieuwen, Nathan	6	167	G	Kootenay (WHL)	
Navin, Brad	7	197	C	Waupaca (USHS)	
2012					
PLAYER	RD.	NO.	POS.	LAST TEAM	
Grigorenko, Mikhail	1	12	C	Quebec (QMJHL)	
Girgensons, Zemgus	1	14	C	Dubuque (USHL)	
McCabe, Jake	2	44	D	Wisconsin (WCHA)	
Kea, Justin	3	73	C	Saginaw (OHL)	
Nelson, Logan	5	133	C	Victoria (WHL)	
Ullmark, Linus	6	163	G	MODO Jr. (Sweden)	
Austin, Brady	7	193	D	Belleville (OHL)	
Peterson, Judd	7	204	C/RW	Duluth Marshall (USHS)	
2013					
PLAYER	RD.	NO.	POS.	LAST TEAM	
Ristolainen, Rasmus	1	8	D	TPS (Finland)	
Zadorov, Nikita	1	16	D	London (OHL)	
Compher, J.T.	2	35	LW	US Under-18 (USHL)	
Hurley, Connor	2	38	C	Edina (USHS)	
Bailey, Justin	2	52	RW	Kitchener (OHL)	
Baptiste, Nicholas	3	69	RW	Sudbury (OHL)	
Petersen, Cal	5	129	G	Waterloo (USHL)	
Possler, Gustav	5	130	RW	MODO Jr. (Sweden)	
Florentino, Anthony	5	143	D	South Kent (USHS)	
Malone, Sean	6	159	C	US Under-18 (USHL)	
Locke, Eric	7	189	C	Saginaw (OHL)	
2014					
PLAYER	RD.	NO.	POS.	LAST TEAM	
Reinhart, Sam	1	2	C	Kootenay (WHL)	
Lemieux, Brendan	2	31	LW	Barrie (OHL)	
Cornel, Eric	2	44	C	Peterborough (OHL)	
Karabacek, Vaclav	2	49	RW	Gatineau (QMJHL)	
Johansson, Jonas	3	61	G	Brynäs Jr. (Sweden)	
Martin, Brycen	3	74	D	Swift Current (WHL)	
Willman, Maxwell	5	121	C	Williston-North Hampton (USHS)	
Brown, Christopher	6	151	C	Cranbrook Kingswood (USHS)	
Olofsson, Victor	7	181	RW	MODO Jr. (Sweden)	
2015					
PLAYER	RD.	NO.	POS.	LAST TEAM	
Eichel, Jack	1	2	C	Boston University (H-East)	
Guhle, Brendan	2	51	D	Prince Albert (WHL)	
Borgem, William	4	92	D	Moorhead (USHS)	
Stephens, Devante	5	122	D	Kelowna (WHL)	
Estephan, Giorgio	6	152	C	Lethbridge (WHL)	
Chukarov, Ivan	7	182	D	Minnesota (NAHL)	
2016					
PLAYER	RD.	NO.	POS.	LAST TEAM	
Nylander, Alexander	1	8	LW	Mississauga (OHL)	
Asplund, Rasmus	2	33	C	Farjestad (Sweden)	
Pu, Cliff	3	69	RW	London (OHL)	
Fitzgerald, Casey	3	86	D	Boston College (H-East)	
Murray, Brett	4	99	LW	Carleton Place (CCHL)	
Nyberg, Philip	5	129	D	Linköping Jr. (Sweden)	
Budik, Vojtech	5	130	D	Prince Albert (WHL)	
Hagel, Brandon	6	159	LW	Red Deer (WHL)	
Osmanski, Austin	7	189	D	Mississauga (OHL)	
Glotov, Vasily	7	190	C	Lvy St. Petersburg 2 (Russia)	



SABRES ALL-TIME DRAFT PICKS

TEAM HISTORY

2020 - 2021

2017

PLAYER	RD.	NO.	POS.	LAST TEAM
Mittelstadt, Casey	1	8	C	Eden Prairie (USHS)
Davidsson, Marcus	2	37	C	Djurgardens (Sweden)
Luukkonen, Ukko-Pekka	2	54	G	HPK Jr. (Finland)
Laaksonen, Oskari	3	89	D	Ilves Jr. (Finland)
Bryson, Jacob	4	99	D	Providence (H-East)
Weissbach, Linus	7	192	LW	Tri-City (USHL)

2018

PLAYER	RD.	NO.	POS.	LAST TEAM
Dahlin, Rasmus	1	1	D	Frolunda (Sweden)
Samuelsson, Mattias	2	32	D	US Under-18 (USHL)
Pekar, Matej	4	94	C	Muskegon (USHL)
Lindstrand Cronholm, Linus	4	117	D	Malmo Jr. (Sweden)
Kukkonen, Miska	5	125	D	Ilves Jr. (Finland)
Worge-Kreu, William	7	187	D	Linkoping Jr. (Sweden)

2019

PLAYER	RD.	NO.	POS.	LAST TEAM
Cozens, Dylan	1	7	C	Lethbridge (WHL)
Johnson, Ryan	1	31	D	Sioux Falls (USHL)
Portillo, Erik	3	67	G	Frolunda Jr. (Sweden)
Huglen, Aaron	4	102	RW	Fargo (USHL)
Cederqvist, Filip	5	143	LW	Vaxjo (Sweden)
Rousek, Lukas	6	160	RW	Sparta Praha (Czech)

2020

PLAYER	RD.	NO.	POS.	LAST TEAM
Quinn, Jack	1	8	RW	Ottawa (OHL)
Peterka, J-J	2	34	RW	Munchen (Germany)
Costantini, Matteo	5	131	C	Buffalo (OJHL)
Lyckasen, Albert	7	193	D	Linkoping Jr. (Sweden)
Konecny, Jakub	7	216	C	Sparta Praha Jr. (Czech)



ALL-TIME SABRES TRANSACTIONS

TEAM HISTORY

2020 - 2021

1970

DATE	TRANSACTION
6-9-70	Selected Kevin O'Shea, Cliff Schmautz, Brian McDonald and Bill Inglis in the Inter-League Draft.
6-9-70	Claimed Joe Daley on waivers from Pittsburgh.
6-10-70	Selected Tom Webster, Al Hamilton, Don Marshall, Tracy Pratt, Jim Watson, Francois Lacombe, Phil Goyette, Reg Fleming, Mike McMahon, Skip Krake, Jean-Guy Lagace, Craig Cameron, Chris Evans, Doug Barrie, Gerry Meehan, Paul Terbenche, Brian Perry, Howie Menard, Rocky Farr and Gary Edwards in the NHL Expansion Draft.
6-10-70	Traded Tom Webster to Detroit for Roger Crozier.
6-10-70	Purchased Ted Hodgson from the New York Rangers.
9-2-70	Purchased Floyd Smith and Brent Imlach from Toronto.
10-2-70	Traded Craig Cameron to St. Louis for Ron Anderson.
10-9-70	Purchased Dave Dryden from Pittsburgh.
10-19-70	Purchased Bill Sutherland from Philadelphia; traded Sutherland to St. Louis for future considerations.
11-2-70	Claimed Steve Atkinson on waivers from Boston.
11-2-70	Claimed Paul Andrea on waivers from California.
11-3-70	Claimed Bob Baun on waivers from Detroit.
11-4-70	Traded Bob Baun to St. Louis for Jean-Guy Talbot and Larry Keenan.
11-25-70	Traded Mike McMahon to Los Angeles for Eddie Shack and Dick Duff.
12-28-70	Lost Cliff Schmautz on waivers to Philadelphia.

1971

DATE	TRANSACTION
1-24-71	Traded Jean-Guy Legace to Pittsburgh for Terry Ball.
5-25-71	Traded Joe Daley to Detroit for Don Luce and Mike Robitaille.
6-8-71	Selected Danny Lawson from Minnesota, Rod Zaine from Pittsburgh, Rene Robert and Ken Murray from Toronto, Ray McKay from Chicago, Tom Miller from Detroit and Hugh Harris from Montreal and lost Don Marshall to Toronto, Gary Edwards to Los Angeles and Rene Robert to Pittsburgh in Intra-League Draft.
11-16-71	Traded Larry Keenan to Philadelphia for Larry Mickey.
12-16-71	Traded Doug Barrie and Mike Keeler to Los Angeles for Mike Byers and Larry Hillman.

1972

DATE	TRANSACTION
1-14-72	Traded a second-round draft choice in 1972 (Larry Sacharuk) to the New York Rangers for Jim Lorentz.
3-3-72	Lost Kevin O'Shea on waivers to St. Louis.
3-4-72	Acquired Rene Robert from Pittsburgh for Eddie Shack.
3-5-72	Traded Chris Evans to St. Louis for George Morrison and a second-round draft choice in 1972 (Larry Carriere).
3-5-72	Sold Phil Goyette to the New York Rangers.
6-5-72	Acquired Tim Horton from Pittsburgh in Intra-League Draft.
6-6-72	Lost Tom Miller and Ken Murray to the New York Islanders and Rod Zaine to Atlanta in the Expansion Draft.
6-18-72	Purchased Rod Busniuk from Montreal.

1973

DATE	TRANSACTION
2-14-73	Traded Butch Deadmarsh to Atlanta for Norm Gratton.
6-12-73	Lost Ray McKay to California and acquired Joe Noris from St. Louis in the Intra-League Draft.
6-14-73	Traded Jake Rathwell to St. Louis for Paul Curtis.
12-27-73	Traded Tracy Pratt and John Gould to Vancouver for Jerry Korab.

1974

DATE	TRANSACTION
1-21-74	Traded Paul Curtis to the New York Rangers for Real Lemieux.
3-10-74	Traded Doug Rombough to the New York Islanders for Brian Spencer.
6-10-74	Lost Ron Busniuk to Detroit in Intra-League Draft.
6-12-74	Lost Paul Terbenche to Kansas City and Steve Atkinson and Randy Wyrozub to Washington in the Expansion Draft.
10-14-74	Traded Gerry Meehan and Mike Robitaille to Vancouver for Jocelyn Guevremont and Bryan McSheffrey.

1975

DATE	TRANSACTION
1-27-75	Traded Norm Gratton and a third-round draft choice in 1976 (Ron Zanussi) to Minnesota for Fred Stanfield.
3-3-75	Traded the rights to Garry Lariviere to the New York Islanders for the rights to Gerry Desjardins.
10-1-75	Sold Rocky Farr to Kansas City.
10-1-75	Traded Larry Carriere, a first-round draft choice in 1976 (Greg Carroll) and cash to Atlanta for Jacques Richard.

1976

DATE	TRANSACTION
6-11-76	Traded the rights to free agent Peter McNab to Boston for the rights to free agent Andre Savard.





ALL-TIME SABRES TRANSACTIONS

TEAM HISTORY

2020 - 2021

1977

DATE	TRANSACTION
3-3-77	Sold Roger Crozier to Washington.
9-20-77	Traded Brian Spencer to Pittsburgh for Ron Schock.

1979

DATE	TRANSACTION
2-6-79	Traded Gary McAdam to Pittsburgh for Dave Schultz.
3-12-79	Traded Jocelyn Guevremont to the New York Rangers for a third-round draft choice in 1979 (Jacques Cloutier) and a third-round draft choice in 1980 (Sean McKenna).
6-13-79	Lost Lee Fogolin and Ron Areshenkov to Edmonton, Terry Martin to Quebec and Dave Given to Hartford in the Expansion Draft.
10-5-79	Traded Rene Robert to Colorado for John Van Boxmeer.
11-13-79	Traded Alex Tidey to Edmonton for John Gould.

1980

DATE	TRANSACTION
3-10-80	Traded Jerry Korab to Los Angeles for a first-round draft choice in 1982 (Phil Housley).
10-30-80	Traded Bill Stewart to St. Louis for Bob Hess and a fourth-round draft choice in 1981 (Anders Wickenberg).

1981

DATE	TRANSACTION
1-12-81	Lost Rick Dudley on waivers to Winnipeg.
3-10-81	Traded Rick Martin to Los Angeles for a third-round draft choice in 1981 (Colin Chisholm) and a first-round draft choice in 1983 (Tom Barrasso).
3-10-81	Traded Don Luce to Los Angeles for a sixth-round draft choice in 1982 (Jeff Parker) and cash.
10-5-81	Acquired Yvon Lambert from Montreal and lost Rob McClanahan to Hartford in Waiver Draft.
12-2-81	Traded Jim Schoenfeld, Danny Gare and Derek Smith to Detroit for Mike Foligno, Dale McCourt and Brent Peterson.
12-2-81	Traded Bob Sauve to Detroit for a conditional first-round draft choice (Sauve was returned to the Sabres after the 1981-82 season).

1982

DATE	TRANSACTION
2-8-82	Acquired Paul Harrison on waivers from Pittsburgh.
6-9-82	Traded Alan Haworth and a third-round draft choice in 1982 (Milan Novy) to Washington for a second-round draft choice (Mike Anderson) and a fourth-round draft choice (Timo Jutila) in 1982.
6-9-82	Traded Don Edwards, Richie Dunn, a second-round draft choice in 1982 (Rich Kromm) and a first-round draft choice in 1983 (Dan Quinn) to Calgary for a first-round draft choice (Paul Cyr) and second-round draft choice (Jens Johansson) in 1982 and a first-round draft choice (Norm Lacombe) and a second-round draft choice in 1983 (John Tucker).
6-9-82	Traded a 12th-round draft choice in 1982 (Marco Callas) to Washington for a 12th-round draft choice in 1983 (Kermit Salfi).

1983

DATE	TRANSACTION
6-6-83	Traded Tony McKegney, Andre Savard, J.F. Sauve and a third-round draft choice in 1983 (Iirvo Jarvi) to Quebec for Real Cloutier and a first-round draft choice in 1983 (Adam Creighton).
10-3-83	Lost John Van Boxmeer to Quebec in the Waiver Draft.

1984

DATE	TRANSACTION
12-6-84	Traded Steve Patrick and Jim Wiemer to the New York Rangers for Dave Maloney and Chris Renaud.

1985

DATE	TRANSACTION
9-9-85	Purchased Don Lever from New Jersey.
10-4-85	Traded Randy Cunneynworth and Mike Moller to Pittsburgh for Pat Hughes.
10-7-85	Lost Brent Peterson to Vancouver in the Waiver Draft.
10-15-85	Traded Bob Sauve to Chicago for a third-round draft choice in 1985 (Kevin Kerr).

1986

DATE	TRANSACTION
1-30-86	Traded Larry Playfair, Sean McKenna and Ken Baumgartner to Los Angeles for Brian Engblom and Doug Smith.
3-11-86	Traded a 12th-round draft choice in 1986 (Doug Kirton) to New Jersey for Phil Russell.
4-22-86	Traded a third-round draft choice in 1987 (Ross Wilson) to Los Angeles for an eighth-round draft choice in 1987 (Tim Roberts) and future considerations.
6-21-86	Traded Gilles Hamel to Winnipeg for Scott Arniel.

Continued on next page



ALL-TIME SABRES TRANSACTIONS

TEAM HISTORY

2020 - 2021

1986

DATE	TRANSACTION
10-3-86	Traded Brian Engblom to Calgary for Jim Korn.
10-6-86	Acquired Clark Gillies from the New York Islanders and Wilf Paiement from the New York Rangers while losing Pat Hughes to St. Louis and Mal Davis to Los Angeles in the Waiver Draft.
10-7-86	Traded Ric Seiling to Detroit for future considerations.
11-19-86	Traded a second-round draft choice in 1988 (Martin St. Amour) to Montreal for Tom Kurvers.

1987

DATE	TRANSACTION
3-6-87	Traded Norm Lacombe, the professional rights to Wayne Van Dorp and a fourth-round draft choice in 1987 (Peter Eriksson) to Edmonton for Mark Napier, Lee Fogolin and a fourth-round draft choice in 1987 (John Bradley).
5-22-87	Traded Jim Korn to New Jersey for Jan Ludvig.
6-13-87	Traded Tom Kurvers to New Jersey for a third-round draft choice in 1987 (Andrew MacVicar) and a 10th-round draft choice in 1989 (Mark Astley).
10-5-87	Acquired Ed Hospodar from Philadelphia and Kevin Maguire from Toronto and lost Dave Fenyves to Philadelphia in the Waiver Draft.
10-13-87	Traded Andy Ristau to Minnesota for a sixth-round draft choice in 1988 (David Di Vita).
12-31-87	Traded Paul Cyr and a 10th-round draft choice in 1988 (Eric Fenton) to the New York Rangers for Mike Donnelly and a fifth-round draft choice in 1988 (Alexander Mogilny).

1988

DATE	TRANSACTION
2-11-88	Traded Steve Dykstra and a seventh-round draft choice in 1989 (Davis Payne) to Edmonton for Scott Metcalfe and a ninth-round draft choice in 1989 (Donald Audette).
10-3-88	Acquired Steve Smith from Calgary and lost Doug Smith to Edmonton and Jim Hofford to Los Angeles in the Waiver Draft.
10-3-88	Acquired Wayne Van Dorp from Pittsburgh for a seventh-round draft choice in 1990 (Pat Neaton).
10-21-88	Traded Bob Logan and a ninth-round draft choice in 1989 (Jim Giacin) to Los Angeles for Larry Playfair.
11-12-88	Traded Tom Barrasso and a third-round draft choice in 1990 (Joe Dziedzic) to Pittsburgh for Doug Bodger and Darrin Shannon.
12-26-88	Traded Adam Creighton and future considerations to Chicago for Rick Vaive and future considerations.

1989

DATE	TRANSACTION
2-16-89	Traded Wayne Van Dorp to Chicago for a seventh-round draft choice in 1990 (Viktor Gordiuk).
3-6-89	Traded Calle Johansson and a second-round draft choice in 1989 (Byron Dafoe) to Washington for Clint Malarchuk, Grant Ledyard and a sixth-round draft choice in 1991 (Brian Holzinger).
3-7-89	Traded Lindy Ruff to the New York Rangers for a fifth-round draft choice in 1990 (Richard Smehlik).
6-1-89	Traded Mark Ferner to Washington for Scott McCrory.
6-17-89	Traded Joe Reekie to the New York Islanders for a sixth-round draft choice in 1989 (Bill Pye).
9-29-89	Traded Jacques Cloutier and a sixth-round draft choice in 1990 (Derek Edgerly) to Chicago for Steve Ludzik and a fifth-round draft choice in 1990 (Todd Bojcun).
10-2-89	Lost Mikael Andersson to Hartford in the Waiver Draft.
10-4-89	Traded a fourth-round draft choice in 1991 (Keith Redmond) to Los Angeles for Dean Kennedy.
11-24-89	Traded Bob Halkidis and future considerations to Los Angeles for Dale DeGray and future considerations.

1990

DATE	TRANSACTION
1-5-90	Traded John Tucker to Washington for future considerations.
3-5-90	Traded Kevin Maguire and a second-round draft choice in 1990 (Mikael Renberg) to Philadelphia for Jay Wells and a fourth-round draft choice in 1991 (Peter Ambroziak).
6-16-90	Traded Phil Housley, Scott Arniel, Jeff Parker and a first-round draft choice in 1990 (Keith Tkachuk) to Winnipeg for Dale Hawerchuk and a first-round draft choice in 1990 (Brad May).
7-3-90	Purchased John Tucker from the Washington Capitals.
7-9-90	Traded Ray Sheppard to the New York Rangers for cash and future considerations.
9-30-90	Traded Mike Donnelly to Los Angeles for Mikko Makela. Traded Shawn Anderson to Washington for Bill Houlder.
12-17-90	Traded Mike Foligno and an eighth-round draft choice in 1991 (Thomas Kucharcik) to Toronto for Lou Franceschetti and Brian Curran.

1991

DATE	TRANSACTION
1-21-91	Traded John Tucker to the New York Islanders for future considerations.
3-5-91	Traded the rights to Ken Priestley to Pittsburgh for Tony Tanti. Acquired Steve Weeks from Vancouver for future considerations.
5-26-91	Traded Darcy Wakaluk to Minnesota for an eighth-round draft choice in 1991 (Jiri Kuntos).
5-30-91	Lost Greg Paslawski to San Jose in the expansion draft.

Continued on next page





ALL-TIME SABRES TRANSACTIONS

TEAM HISTORY

2020 - 2021

1991

DATE

TRANSACTION

- 6-22-91 Acquired Tom Draper from Winnipeg for future considerations (Buffalo's seventh-round choice in 1992 - Artur Oktyabrev).
- 10-11-91 Traded Darrin Shannon, Dean Kennedy and Mike Hartman to Winnipeg for Dave McLlwain, Gord Donnelly, Winnipeg's fifth-round choice (Yuri Khmylev) in 1992 and future considerations.
- 10-24-91 Acquired Colin Patterson from Calgary for future considerations.
- 10-25-91 Traded Pierre Turgeon, Uwe Krupp, Dave McLlwain and Benoit Hogue to the New York Islanders for Pat LaFontaine, Randy Wood and Randy Hillier.

1992

DATE

TRANSACTION

- 3-9-92 Traded Dave Snuggerd to San Jose for Wayne Presley. Traded Jay Wells to the New York Rangers for Randy Moller.
- 3-10-92 Traded Kevin Haller to Montreal for Petr Svoboda. Acquired Dave Hannan from Toronto for a sixth-round draft choice (Chris Deruiter) in 1992.
- 6-15-92 Traded Christian Ruuttu and future considerations to Winnipeg for Stephane Beauregard.
- 6-18-92 Lost Darcy Loewen and Brad Miller to Ottawa in the expansion draft.
- 8-7-92 Traded Stephane Beauregard and future considerations (fourth-round pick in 1993 - Eric Daze) to Chicago for Dominik Hasek.
- 10-9-92 Claimed Bob Sweeney on waivers from Boston.

1993

DATE

TRANSACTION

- 2-3-93 Traded Dave Andreychuk, Daren Puppa, and the team's first-round draft choice in 1993 (Kenny Jonsson) to Toronto for Grant Fuhr and the Maple Leafs' fifth-round pick (Kevin Popp) in the 1995 Draft.
- 3-22-93 Traded Mike Ramsey to the Pittsburgh Penguins for Bob Errey.
- 6-24-93 Lost Bill Houlder and Bob Corkum to Anaheim in the expansion draft.
- 9-1-93 Traded Jozef Cierny and a future draft choice (fourth round in 1994 - Jussi Tarvainen) to Edmonton for Craig Simpson.
- 9-30-93 Traded Tom Draper to the New York Islanders for future considerations (Steve Plouffe, 7th-round choice, 1994 Draft).
- 10-27-93 Traded Keith Carney and a future draft choice (sixth-round pick in 1995 - Marc Magliarditi) to Chicago for Craig Muni and Chicago's fifth-round choice in 1995 (Daniel Bienvenue).
- 12-15-93 Traded Gord Donnelly to the Dallas Stars for James Black and a conditional draft choice in 1994 (Steve Webb).

1994

DATE

TRANSACTION

- 7-8-94 Acquired Kevin McClelland from the Winnipeg Jets in exchange for future considerations.
- 7-26-94 Traded Sean O'Donnell to the Los Angeles Kings for Doug Houda.

1995

DATE

TRANSACTION

- 1-18-95 Lost Randy Wood to Toronto in the Waiver Draft.
- 2-14-95 Traded Philippe Boucher, Grant Fuhr, and Denis Tsygurov to Los Angeles for Charlie Huddy, Robb Stauber, Alexei Zhitnik, and a fifth-round draft choice in 1995 (Marian Menhart).
- 4-7-95 Traded Petr Svoboda to Philadelphia for Garry Galley. Traded Ken Sutton to Edmonton for Scott Pearson.
- 7-8-95 Traded Alexander Mogilny and a fifth-round draft choice in 1995 (Todd Norman) to Vancouver for Mike Peca, Mike Wilson, and a first-round draft choice in 1995 (Jay McKee).
- 10-2-95 Lost Bob Sweeney to New York Islanders and claimed Brent Hughes from Boston and Rob Conn from New Jersey in the Waiver Draft.
- 11-16-95 Traded Doug Bodger to San Jose for Vaclav Varada, Martin Spanhel, Philadelphia's fourth-round draft pick in 1996 (Mike Martone), and either the Flyers' or Toronto's first-round draft pick in 1996 (to be determined by Philadelphia prior to the draft).

1996

DATE

TRANSACTION

- 2-1-96 Acquired Bob Boughner from the Florida Panthers in exchange for a conditional fourth-round draft choice in 1996 (Chris Allen).
- 2-15-96 Traded Craig Muni and the first-round draft pick in the 1996 draft (Daniel Briere) acquired in the three-team trade in November, 1995 involving San Jose, Philadelphia, and Buffalo, in exchange for Darryl Shannon and Michal Grosek.
- 3-19-96 Traded Charlie Huddy and a seventh-round draft pick in 1996 (Daniel Corso) to the St. Louis Blues for Denis Hamel.
- 3-20-96 Traded Dave Hannan to the Colorado Avalanche for a sixth-round draft choice in the 1996 NHL Draft. Also traded Yuri Khmylev and an eighth-round pick in 1996 (Andrei Podkonicky) to St. Louis for a second-round draft choice in 1996 (Cory Sarich), a third-round pick in 1997 (Maxim Afinogenov), and defenseman Jean-Luc Grand-Pierre.

1997

DATE

TRANSACTION

- 3-18-97 Traded Barrie Moore and Craig Millar to Edmonton in exchange for Miroslav Satan.
- 9-24-97 Acquired Jason Woolley from the Pittsburgh Penguins in exchange for a 1998 fifth-round draft choice (Robert Scuderi).

Continued on next page





ALL-TIME SABRES TRANSACTIONS

TEAM HISTORY

2020 - 2021

1997

DATE	TRANSACTION
9-29-97	Traded Pat LaFontaine to the New York Rangers in exchange for a second-round draft pick in 1998 (Andrew Peters) and future considerations.
11-12-97	Traded Andrei Trefilov to the Chicago Blackhawks for an undisclosed 1998 draft choice.

1998

DATE	TRANSACTION
2-4-98	Acquired Geoff Sanderson from the Vancouver Canucks in exchange for Brad May and a third-round draft pick in 1999.
3-24-98	Acquired Paul Kruse and Jason Holland from the New York Islanders in exchange for Jason Dawe. Note: Holland was assigned to Rochester following trade.
6-18-98	Acquired Kay Whitmore, a second-round draft choice in 1998 (Jaroslav Kristek) and future considerations from the San Jose Sharks in exchange Steve Shields and a fourth-round draft pick in 1998 (Miroslav Zalesak). Note: Did not extend qualifying offer to Whitmore (on 7-1-98), making goaltender an unrestricted free agent.
6-26-98	Bob Boughner selected by the Nashville Predators in the 1998 Expansion Draft held in Buffalo.
12-18-98	Rumun Ndur claimed off waivers by New York Rangers. Traded Donald Audette to the Los Angeles Kings in exchange for a 1999 second-round draft choice (Milan Bartovic).

1999

DATE	TRANSACTION
3-11-99	Acquired Stu Barnes from the Pittsburgh Penguins in exchange for Matthew Barnaby.
3-23-99	Acquired Joe Juneau and a 1999 third-round draft choice (Tim Preston) from the Washington Capitals in exchange for Alexei Tezikov. Traded Mike Wilson to the Florida Panthers in exchange for Rhett Warrenner and a 1999 fifth-round draft choice (Ryan Miller). Traded Derek Plante to the Dallas Stars in exchange for a 1999 second-round draft choice (Michael Zigomanis).
6-25-99	Darryl Shannon selected by Atlanta Thrashers in the 1999 Expansion Draft. Sent Dean Sylvester to the Atlanta Thrashers for future considerations.

2000

DATE	TRANSACTION
1-23-00	Acquired Vladimir Tsyplakov from Los Angeles in exchange for an eighth-round draft choice in the 2000 NHL Draft.
3-10-00	Acquired Chris Gratton and a second-round draft choice in 2001 (Derek Roy) from Tampa Bay in exchange for Wayne Primeau, Brian Holzinger, Cory Sarich, and a third-round pick in the 2000 NHL Draft. Acquired Doug Gilmour and Jean-Pierre Dumont from Chicago in exchange for Michal Grosek.
6-23-00	Dwayne Roloson and Geoff Sanderson selected by Columbus in the 2000 Expansion Draft. Sent Jean-Luc Grand-Pierre, Matt Davidson and fifth-round picks in 2000 and 2001 Draft to Columbus in exchange for future considerations.
10-6-00	Claimed Peter Skudra off waivers from Boston.

2001

DATE	TRANSACTION
3-13-01	Acquired Donald Audette from Atlanta for Kamil Piros and a fourth-round pick in 2001 NHL Draft; acquired Steve Heinze from Columbus for a third-round draft pick in 2001 NHL Draft.
6-24-01	Traded Michael Peca to the New York Islanders for Tim Connolly and Taylor Pyatt.
7-1-01	Traded Dominik Hasek to Detroit for Vyacheslav Kozlov, a first-round draft pick in the 2002 NHL Draft and future considerations.

2002

DATE	TRANSACTION
3-19-02	Acquired Bob Corkum from Atlanta for a fifth-round pick in the 2002 NHL Draft.
6-22-02	Traded Vyacheslav Kozlov and the 41st pick in the 2002 NHL Draft to Atlanta for the 31st and 82nd picks in the 2002 NHL Draft; Acquired Jochen Hecht from Edmonton for the 31st and 82nd picks in the 2002 NHL Draft.
7-24-02	Acquired Adam Mair and a fifth-round draft choice in the 2003 NHL Draft from Los Angeles in exchange for Erik Rasmussen.
11-16-02	Traded Jason Woolley to Detroit for future considerations.

2003

DATE	TRANSACTION
2-25-03	Acquired Jakub Klepis from Ottawa in exchange for Vaclav Varada and a fifth-round draft pick in 2003 NHL Draft.
3-10-03	Traded Stu Barnes to Dallas for Mike Ryan and Dallas' second-round draft choice in the 2003 NHL Draft (Branislav Fabry).
3-10-03	Traded Rob Ray to Ottawa for future considerations.
3-11-03	Acquired Daniel Briere and Phoenix's third-round pick in the 2004 NHL Draft (Andrej Sekera) for Chris Gratton and Buffalo's fourth-round choice in the 2004 Draft (Liam Reddox).
7-3-03	Acquired Steven Reinprecht from Colorado in exchange for Keith Ballard; Acquired Chris Drury and Steve Begin from Calgary in exchange for Rhett Warrenner and Reinprecht.



ALL-TIME SABRES TRANSACTIONS

TEAM HISTORY

2020 - 2021

2004

DATE	TRANSACTION
3-08-04	Acquired Brad Brown and a sixth-round pick in the 2005 NHL Draft (Vyacheslav Buravchikov) from Minnesota in exchange for a fourth-round pick in the 2005 NHL Draft.
3-09-04	Acquired Jeff Jillson and a ninth-round pick in the 2005 NHL Draft from San Jose in exchange for Curtis Brown and Andy Delmore; Acquired Mike Grier from Washington in exchange for Jakub Klepis.

2005

DATE	TRANSACTION
8-25-05	Acquired Toni Lydman from Calgary in exchange for a third-round pick in the 2006 NHL Draft.

2006

DATE	TRANSACTION
3-09-06	Traded Mika Noronen to Vancouver in exchange for a second-round pick in the 2006 NHL Draft (Jhonas Enroth).

2007

DATE	TRANSACTION
2-27-07	Acquired Dainius Zubrus and Timo Helbling from Washington for Jiri Novotny and Buffalo's first-round pick in the 2007 Draft; acquired Ty Conklin from Columbus in exchange for Buffalo's fifth-round pick in the 2007 Draft; acquired Mikko Lehtonen from Nashville in exchange for Buffalo's fourth-round pick in the 2007 Draft; traded Martin Biron to Philadelphia for their second-round pick in the 2007 Draft (TJ Brennan).

2008

DATE	TRANSACTION
2-26-08	Acquired Steve Bernier and a first-round pick in 2008 Draft (Tyler Ennis) from San Jose in exchange for Brian Campbell and a seventh-round pick in 2008 Draft.
7-04-08	Traded Steve Bernier to Vancouver in exchange for a second-round pick in 2010 Draft and a third-round pick in 2009 Draft; Acquired Craig Rivet and a seventh-round pick in 2010 Draft from San Jose in exchange for a second-round pick in 2009 Draft and a second-round pick in 2010 Draft.
10-1-08	Claimed Matt Ellis off waivers from Los Angeles.

2009

DATE	TRANSACTION
3-4-09	Acquired Mikael Tellqvist from Phoenix in exchange for a Buffalo's fourth-round pick in the 2010 NHL Draft; Acquired Dominic Moore from Toronto in exchange for Buffalo's second-round pick in the 2009 NHL Draft; Acquired Edmonton's second-round pick in the 2009 NHL Draft in exchange for Ales Kotalik.
10-20-09	Acquired third-round pick in the 2010 NHL Draft and conditional 2010 draft pick from Boston in exchange for Daniel Paille.

2010

DATE	TRANSACTION
3-3-10	Acquired Raffi Torres from Columbus in exchange for Nathan Paetsch and second-round pick (previously acquired from Vancouver) in the 2010 NHL Draft; Acquired third- and fourth-round picks in 2010 Draft from Atlanta in exchange for Clarke MacArthur.

2011

DATE	TRANSACTION
2-26-11	Lost Craig Rivet on waivers to Columbus.
2-27-11	Acquired Brad Boyes from St. Louis in exchange for a second-round pick in the 2011 NHL Draft.
6-25-11	Acquired Robyn Regehr, Ales Kotalik and a second-round pick in the 2012 NHL Draft from Calgary in exchange for Paul Byron and the rights to Chris Butler.

2012

DATE	TRANSACTION
2-27-12	Acquired Cody Hodgson and Alexander Sulzer from Vancouver in exchange for Zack Kassian and Marc-Andre Gragnani.
2-27-12	Acquired a first-round pick in the 2012 NHL Draft from Nashville in exchange for Paul Gaustad and a fourth-round pick in the 2013 NHL Draft.
6-29-12	Acquired rights to Christian Ehrhoff from the New York Islanders in exchange for a fourth-round pick in the 2012 NHL Draft.
7-2-12	Acquired Steve Ott and Adam Pardy from Dallas in exchange for Derek Roy.

2013

DATE	TRANSACTION
3-15-13	Acquired a fifth-round pick (Gustav Possler) in the 2013 NHL Draft from Florida in exchange for TJ Brennan.
3-30-13	Acquired a second-round pick (Justin Bailey) and a fifth-round pick (Anthony Florentino) in the 2013 NHL Draft from the St. Louis Blues in exchange for Jordan Leopold.
4-1-13	Acquired a second-round pick in the 2014 NHL Draft and a second-round pick in the 2015 NHL Draft from the Los Angeles Kings in exchange for Robyn Regehr.

Continued on next page





ALL-TIME SABRES TRANSACTIONS

TEAM HISTORY

2020 - 2021

2013

DATE	TRANSACTION
4-3-13	Acquired Johan Larsson, Matt Hackett, a first-round pick (Nikita Zadorov) in the 2013 NHL Draft and a second-round pick in the 2014 NHL Draft from the Minnesota Wild in exchange for Jason Pominville.
6-30-13	Acquired Jamie McBain and a second-round pick (J.T. Compher) in the 2013 NHL Draft from the Carolina Hurricanes in exchange for Andrej Sekera.
10-27-13	Acquired Matt Moulson, a first-round pick in the 2015 NHL Draft and a second-round pick (Brendan Guhle) in the 2015 NHL Draft from the New York Islanders in exchange for Thomas Vanek
11-27-13	Claimed Matt D'Agostini off waivers from Pittsburgh
11-28-13	Lost Corey Tropp on waivers to Columbus
12-19-13	Acquired Linus Omark from the Edmonton Oilers in exchange for a conditional sixth-round pick in the 2014 NHL Draft

2014

DATE	TRANSACTION
1-3-14	Claimed Zenon Konopka off waivers from the Minnesota Wild
2-28-14	Acquired Jaroslav Halak, Chris Stewart, William Carrier, a first-round pick in the 2015 NHL Draft and third-round pick in the 2016 NHL Draft from St. Louis in exchange for Ryan Miller and Steve Ott
3-5-14	Acquired Nicolas Deslauriers and Hudson Fasching from Los Angeles in exchange for Brayden McNabb, Jonathan Parker, a second-round pick in the 2014 NHL Draft and a second-round pick in the 2015 NHL Draft; Acquired Michal Neuvirth and Rostislav Klesla from Washington in exchange for Jaroslav Halak and a third-round pick in the 2015 NHL Draft; Acquired Torrey Mitchell, a second-round pick in the 2014 NHL Draft and a second-round pick in the 2016 NHL Draft from Minnesota in exchange for Matt Moulson and Cody McCormick; Claimed Cory Conacher off waivers from Ottawa
7-1-14	Acquired Josh Gorges from Montreal in exchange for a second-round pick in the 2016 NHL Draft.
7-9-14	Acquired Jordan Samuels-Thomas from Winnipeg in exchange for a conditional seventh-round pick in the 2015 NHL Draft.
12-16-14	Acquired Jerry D'Amigo from Columbus in exchange for Luke Adam.

2015

DATE	TRANSACTION
2-11-15	Acquired Evander Kane, Zach Bogosian and Jason Kasdorf from Winnipeg in exchange for Drew Stafford, Tyler Myers, Joel Armia, the rights to Brendan Lemieux and a first-round pick in the 2015 NHL Draft; Acquired Anders Lindback and a conditional third-round pick in the 2016 NHL Draft from Dallas in exchange for Jhonas Enroth.
3-2-15	Acquired a fifth-round pick in the 2016 NHL Draft in exchange for Brian Flynn; Acquired Chad Johnson and a third-round pick in the 2016 NHL Draft from the New York Islanders in exchange for Michal Neuvirth; Acquired Jack Nevins and a seventh-round pick in the 2016 NHL Draft from Montreal in exchange for Torrey Mitchell; Acquired a second-round pick in the 2017 NHL Draft from Minnesota in exchange for Chris Stewart.
6-26-15	Acquired Robin Lehner and David Legwand from Ottawa in exchange for a first-round pick in the 2015 NHL Draft; Acquired Ryan O'Reilly and Jamie McGinn from Colorado in exchange for Nikita Zadorov, Mikhail Grigorenko, J.T. Compher and a second-round pick in the 2015 NHL Draft.

2016

DATE	TRANSACTION
2-23-16	Acquired a third-round pick in the 2017 NHL Draft from Washington in exchange for Mike Weber.
2-27-16	Acquired Alex Guptill, Eric O'Dell, Cole Schneider and Michael Sdao from Ottawa in exchange for Jason Akeson, Jerome Leduc and Philip Varone.
2-29-16	Acquired a conditional third-round pick in the 2016 NHL Draft from Anaheim in exchange for Jamie McGinn.
6-20-16	Acquired the rights to Jimmy Vesey from Nashville in exchange for a third-round pick in the 2016 NHL Draft.
6-25-16	Acquired Dmitry Kulikov and a second-round pick in the 2016 NHL Draft from Florida in exchange for Mark Pysyk, a second-round pick in the 2016 NHL Draft and a third-round pick in the 2016 NHL Draft.
7-2-16	Acquired Anders Nilsson from St. Louis in exchange for a fifth-round pick in the 2017 NHL Draft.

2017

DATE	TRANSACTION
1-11-17	Lost Derek Grant on waivers to Nashville.
2-6-17	Claimed Derek Grant off waivers from Nashville.
2-28-17	Acquired Mat Bodie from New York Rangers in exchange for Daniel Catenacci.
6-17-17	Acquired Nathan Beaulieu from Montreal in exchange for a third-round pick in the 2017 NHL Draft.
6-21-17	William Carrier selected by Vegas in the 2017 Expansion Draft. Sent a sixth-round pick in the 2018 NHL Draft to Vegas in exchange for future considerations.
6-30-17	Acquired Marco Scandella, Jason Pominville and a fourth-round pick in the 2018 NHL Draft from Minnesota in exchange for Tyler Ennis, Marcus Foligno and a third-round pick in the 2018 NHL Draft.
9-27-17	Claimed Jordan Nolan off waivers from Los Angeles.
10-4-17	Acquired Zach Redmond from Montreal in exchange for Nicolas Deslauriers.
12-4-17	Acquired Scott Wilson from Detroit in exchange for a fifth-round pick in the 2019 NHL Draft.



ALL-TIME SABRES TRANSACTIONS

TEAM HISTORY

2020 - 2021

2018

DATE	TRANSACTION
2-26-18	Acquired Danny O'Regan, a conditional first-round pick in the 2019 NHL Draft and a conditional fourth-round pick in the 2019 NHL Draft from San Jose in exchange for Evander Kane.
6-14-18	Acquired Brandon Hickey and Mike Sislo from Arizona in exchange for Hudson Fasching.
6-27-18	Acquired Conor Sheary and Matt Hunwick from Pittsburgh in exchange for a conditional fourth-round pick in the 2019 NHL Draft.
7-1-18	Acquired Tage Thompson, Patrik Berglund, Vladimir Sobotka and a first-round pick in the 2021 NHL Draft from St. Louis in exchange for Ryan O'Reilly.
8-2-18	Acquired Jeff Skinner from Carolina in exchange for Cliff Pu, a second-round pick in the 2019 NHL Draft, a third-round pick in the 2020 NHL Draft and a sixth-round pick in the 2020 NHL Draft.
10-1-18	Acquired Jack Dougherty from Nashville in exchange for Nicholas Baptiste.
10-2-18	Claimed Remi Elie off waivers from Dallas.
11-10-18	Acquired a conditional seventh-round pick in the 2020 NHL Draft from Dallas in exchange for Taylor Fedun.

2019

DATE	TRANSACTION
1-17-19	Acquired Taylor Leier from Philadelphia in exchange for Justin Bailey.
2-24-19	Acquired Brandon Montour from Anaheim in exchange for Brendan Guhle and a first-round pick in the 2019 NHL Draft.
2-25-19	Acquired a sixth-round pick in the 2019 NHL Draft from Winnipeg in exchange for Nathan Beaulieu.
6-28-19	Acquired Colin Miller from Vegas in exchange for a second-round pick in the 2021 NHL Draft and a fifth-round pick in the 2022 NHL Draft.
7-1-19	Acquired Jimmy Vesey from New York Rangers in exchange for a third-round pick in the 2021 NHL Draft.
7-9-19	Acquired Henri Jokiharju from Chicago in exchange for Alexander Nylander.

2020

DATE	TRANSACTION
1-2-20	Acquired a fourth-round pick in the 2020 NHL Draft from the Montreal Canadiens in exchange for Marco Scandella; Acquired Michael Frolik from the Calgary Flames in exchange for a fourth-round pick in the 2020 NHL Draft.
2-24-20	Acquired Wayne Simmonds from the New Jersey Devils in exchange for a conditional fifth-round pick in the 2021 NHL Draft; Acquired Dominik Kahun from the Pittsburgh Penguins in exchange for Evan Rodrigues and Conor Sheary.
9-16-20	Acquired Eric Staal from the Minnesota Wild in exchange for Marcus Johansson.



AHL AFFILIATE

2020-2021



ROCHESTER AMERICANS DIRECTORY AHL AFFILIATE

2020 - 2021

EXECUTIVE

Owner Terry Pegula
President Kim Pegula
General Manager Kevyn Adams
Vice President of Business Operations Robert Minter
Director of Strategic Planning Jody Gage

HOCKEY OPERATIONS

General Manager Kevyn Adams
Head Coach Seth Appert
Assistant Coach Adam Mair
Assistant Coach Mike Weber
Video Coach and Team Services Kris Young
Assistant Video Coordinator/Analytics Justin White

EQUIPMENT

Head Equipment Manager Andrew Stegehuis
Assistant Equipment Manager Marcus Allen
Equipment Assistant Jack Heyman
Equipment Assistant Carl Hirner

HOCKEY PERFORMANCE

Head Athletic Trainer Michael Dhesse
Assistant Athletic Trainer Kent Weisbeck
Assistant Athletic Trainer Jaime Garcia
Head Strength and Conditioning Coach Nick Craven
Human Science Katy Tran Turner
Sports Dietician Christine Dzedzic

MEDICAL

Head Team Physician, Orthopedics Dr. Bill Wind, M.D.
Team Physician, Orthopedics Dr. Geoff Bernas, M.D.
Team Physician, Primary Care Sports Medicine Dr. Mike Freitas, M.D.
Team Physician, Primary Care Sports Medicine Dr. Brandon Brown, M.D.
Medical Consultant, Orthopedics Dr. Robert Bronstein, M.D.
Team Chiropractor Dr. Donald Dudley, D.C.
Team Dentist Dr. Ned Nicosia, D.D.S.

COMMUNICATIONS/MEDIA & COMMUNITY RELATIONS

Senior Director of Public and Media Relations Warren Kosel
Public and Media Relations Coordinator Ryan Harr
Multimedia Journalist Suzie Cool
Play-by-Play Broadcaster Don Stevens
Color Analyst Ric Seiling
Team Photographer Micheline Veluvolu

BUSINESS DEVELOPMENT

Senior Director of Business Development Chad Buck
Senior Director of Partnership Services Nicole Richardson
Partnership Services Coordinator Chad Tubbs

MARKETING

Marketing and Creative Services Coordinator Michaela Landry

GAME PRESENTATION

Senior Director of Game Presentation Caitlin Salemi

VIDEO PRODUCTION & CREATIVE SERVICES

Video and Creative Services Manager Bryan Darrow
Senior Multimedia Specialist Matt Miller
Associate Multimedia Specialist Cassandra Opela

MERCHANDISE

Director of Merchandise Mike Kaminska
Amerks Team Store Manager Erika Wittmeyer

TICKET SALES AND OPERATIONS

Director of Ticket Sales David Aitken
Group Events Specialist Tim Darrow
Group Events Specialist Joe Schwab
Youth Hockey and Group Events Specialist Nicholas Mongelli
Business Development Specialist Andrew DePuy
Business Development Specialist Dan Capriotti
Membership Services Specialist Nick Cuomo
Membership Specialist Jake Satter
Ticket Operations Coordinator Chris Roeder
Receptionist Cindy Barber

ARENA OPERATIONS

Director of Arena Operations Robert Neumann
Event and Operations Manager Michele Crawford
Ticket Operations Manager Josh Swan

INFORMATION TECHNOLOGY

IT Support Specialist Chris McCormick

GENERAL INFORMATION

Executive Offices The Blue Cross Arena at the Rochester War Memorial
One War Memorial Square, Rochester, NY 14614
Ticket Hotline 1-855-GO-AMERKS
Telephone/Executive Offices (585) 454-5335
Fax Number (585) 454-3954
Website www.amerks.com
Home Ice The Blue Cross Arena at the Rochester War Memorial
Dimensions of Rink 197' x 85'
Seating Capacity 10,662
Location of Press Box Suite Level
NHL Affiliate Buffalo Sabres
ECHL Affiliate Cincinnati Cyclones
Club Colors Red, White, Blue
Home Uniforms Base - White; Trim - Blue, Red
Road Uniforms Base - Blue; Trim - White, Red
Day of Game Pricing \$31, \$29, \$27, \$23, \$21, \$16
Home Game Times Friday-Saturday @ 7:05 p.m., Sunday @ 3:05 p.m.
TV Station MSG Network
Radio Station 950 AM/95.7 FM ESPN Rochester
Webcasts AHL TV and ESPN Rochester

PRACTICE FACILITY

Arena Bill Gray's Regional Iceplex
2700 Brighton-Henrietta Townline Rd., Rochester, NY 14623
Telephone Number (585) 454-4625
Website www.billgraysiceplex.com



CLUB AFFILIATION HISTORY

AHL AFFILIATE

2020 - 2021

HISTORY OF AFFILIATION | EST 1979



After three seasons with the Portland Pirates, the Buffalo Sabres renewed their affiliation with the Rochester Americans before the 2011-12 season. The 2020-21 season will mark the 39th season of affiliation between the Sabres and Amerks, one of the longest relationships between an NHL team and its AHL affiliate.

The Amerks are entering their historic 65th season in the American Hockey League and the team will once again be an essential pipeline for future Sabres stars.

It was during the 1979-80 campaign that the two organizations first formed a professional hockey partnership. Billy Inglis was the first head coach of the Amerks during the affiliation. Future coaches would include Mike Keenan (1994, New York Rangers) and John Tortorella (Tampa Bay Lightning, 2004), who both went on to coach NHL teams to Stanley Cup victories.

In 38 years of affiliation, the Amerks have compiled a record of 1,464-1,174-352 in 2,990 regular-season games and captured nine division titles. During that period, the Amerks have captured three Calder Cup Championships (1983, 1987 and 1996) and have advanced to the Calder Cup Finals a total of nine times.

The Sabres and Pirates enjoyed a successful three-year affiliation (2008-09—2010-11), with the Pirates compiling a 131-79-30 overall record and a first-place finish in the Atlantic Division in 2010-11. During the three-year span, three Pirates players were named Dudley "Red" Garrett Memorial Award winners, an award given to the AHL's most outstanding rookie: Nathan Gerbe (2008-09), Tyler Ennis (2009-10) and Luke Adam (2010-11).

Besides the Sabres, the Amerks have been affiliated with the Montreal Canadiens, Toronto Maple Leafs, Minnesota North Stars, Boston Bruins, Vancouver Canucks, Quebec Nordiques and Florida Panthers.



COACHING STAFF

2020 - 2021
AHL AFFILIATE

SETH APPERT HEAD COACH



Seth Appert enters his first season as head coach of the Rochester Americans in 2020-21 after being named to the position on Aug. 18, 2020.

The 33rd head coach in the 64-year history of the franchise, Appert has a long history of developing players at all levels. He has spent the last three years alternating between head coaching duties for the Under-18 and Under-17 teams at USA Hockey's National Team Development Program (NTDP).

With the NTDP, Appert oversaw a development model that produced an NHL-record 17 draft picks in the 2019 NHL Draft, including eight that were selected in the first round. Among those picks was the highly touted forward Jack Hughes, who was chosen first overall by the New Jersey Devils.

During his first season with the NTDP in 2017-18, Appert guided the Under-18 Team to a gold medal at the Five Nations Tournament while also helping Team USA to an Eastern Conference-best 41-18-0-1 record during the regular season, the team's best finish since joining the United States Hockey League prior to the 2009-10 campaign. Team USA, which featured incoming defenseman and 2018 Buffalo Sabres second-round pick Mattias Samuelsson, led the USHL in wins (41) and tied for second in overall points (83) behind only the Waterloo Black Hawks.

In 2018, Appert led the U.S. Under-18 Men's National Team to a silver medal at the IIHF Under-18 World Championship after capturing gold at the same tournament the year before as an assistant coach in 2017. His international resume also includes back-to-back years as an assistant coach with the U.S. National Team, winning a bronze medal at the Men's IIHF World Championship in 2018.

Prior to joining USA Hockey, the Cottage Grove, Minnesota, native spent 20 years in the NCAA Division I collegiate coaching ranks, including 11 seasons as head coach of the men's program at Rensselaer Polytechnic Institute (RPI). The Engineers advanced to the postseason each year under Appert, who guided the team to an appearance in the 2011 NCAA Tournament following a 20-win season before leading RPI to its best finish in more than two decades just two years later with a second-place finish in the ECAC standings to conclude the 2012-13 campaign. The first two seasons of Appert's tenure at RPI were highlighted by back-to-back titles in the Governor's Cup Tournament – the program's first titles of any kind since 1998 – in addition to earning points against six nationally-ranked opponents.

Appert, who formerly served as president of the American Hockey Coaches Association, also spent nine seasons as an assistant coach at the University of Denver, where he helped the Pioneers to a pair of NCAA National Championships as well as three WCHA playoff championships and two WCHA regular-season titles. The Pioneers also averaged more than 23 wins per season with Appert behind the bench.

Over his 20 years at the collegiate level, Appert has aided in the development of 13 All-Americans, 37 all-league selections, four Players of the Year, four Hobey Baker Finalists and at least 23 players who have graduated to the NHL, including former Amerks Jerry D'Amigo, Jason Kasdorf and Erik Burgdoerfer.

Appert is a product of the NCAA himself, having been a four-year letter-winner as a goaltender at Ferris State University from 1992-96.

He owns a bachelor's degree in public relations from Ferris State and earned his master's degree in management from the University of Denver in 1999. Appert and his wife, Jill, have two daughters, Addi and Campbell.





COACHING STAFF

AHL AFFILIATE

2020 - 2021

ADAM MAIR ASSISTANT COACH



Adam Mair enters his first season as an assistant coach with the Rochester Americans in 2020-21 after being named to the position on Sept. 17, 2020.

Mair joins the Amerks coaching staff following five seasons as a player development coach with the Buffalo Sabres, where he was instrumental in the development of the organization's top prospects. Mair made his pro coaching debut in 2019-20 when he served as an interim assistant coach for Rochester's first 18 games of the season, helping the Amerks go 12-3-1-2 over that span and maintain a first-place standing in the American Hockey League's North Division.

Prior to serving as player development coach for the Sabres, the Hamilton, Ontario, native spent two years as a coach at the Academy of Hockey and two years as the director of player development at Canisius College in Buffalo, joining the program shortly after his retirement following the 2011-12 season.

A fourth-round pick (84th overall) of the Toronto Maple Leafs in 1997, Mair spent the bulk of his 13-year pro playing career with the Sabres, playing a significant role in the team's run to the Eastern Conference Finals in 2007. He finished his career with 114 points in (38+76) in 615 regular-season NHL games with Toronto, Los Angeles, Buffalo and New Jersey as well as eight points (3+5) in 35 playoff contests.

He also added 120 points (53+67) in 172 American Hockey League appearances for the St. John's Maple Leafs, Manchester Monarchs and Springfield Falcons, including a career-high 49-point campaign as a rookie during the 1999-00 season.

Internationally, he helped Team Canada to a silver medal with two points (1+1) in seven games at the 1999 IIHF World Junior Championship.

He and his wife, Elizabeth, have three sons: twins William and Finley (4), and Graham (1).



MIKE WEBER ASSISTANT COACH



Mike Weber enters his first season as an assistant coach with the Rochester Americans in 2020-21 after being named to the position on Sept. 17, 2020.

Weber embarks on his pro coaching career after spending the previous three years as an assistant coach with the Windsor Spitfires of the Ontario Hockey League. In 2019-20, Weber guided the Spitfires to a third-place finish in the OHL's West Division with a 34-20-8-0 overall record and what would have been their fifth-straight playoff appearance prior to the cancellation of the season due to the COVID-19 pandemic.

A native of Pittsburgh, Weber transitioned into coaching with Windsor midway through the 2017-18 season following an 11-year playing career as a defenseman. A second-round pick (57th overall) of the Sabres in 2006, Weber recorded 53 points (9+44) and 437 penalty minutes, playing all but 10 of his 351 NHL games for Buffalo prior to a brief stint with the Washington Capitals.

Weber also totaled 51 points (8+43) in 237 career AHL games, most recently serving as team captain of the Iowa Wild in 2016-17. He made his pro debut with the Amerks in 2007-08, his lone season in Rochester, and would spend a majority of the following two seasons with the Portland Pirates, leading the team to a playoff appearance in 2010 after a career-high 21 points during the regular season.

He was rewarded with a trip to the AHL All-Star Classic in 2010 before going to spend the next six full seasons in the NHL.

He and his wife, Janine, are the parents to three sons: Emerson (7), JJ (4) and Harrison (2).





AMERICANS PLAYER STATS

AHL AFFILIATE

2020 - 2021



2019-20 FINAL STATISTICS

No.	PLAYER	POS	GP	G	A	PTS	+/-	PIM	PP	PPA	SHG	SHA	GW	FG	IG	OT	UA	EN	SOG	SOA	SGW	SO%	SH	SH%
39	Jean-Sebastien Dea	C	57	15	24	39	6	32	5	5	2	0	2	2	0	0	2	0	0	4	0	0.0	113	13.3
17	Sean Malone	C	58	12	18	30	15	26	0	2	2	1	3	1	1	0	2	1	0	1	0	0.0	97	12.4
22	Zach Redmond	D	59	5	25	30	1	24	3	10	0	0	2	2	0	0	0	0	0	0	0	0.0	160	3.1
15	Andrew Oglevie	C	55	15	14	29	0	14	3	1	0	0	6	3	1	1	1	2	1	4	1	25.0	104	14.4
19	C.J. Smith	LW	50	12	15	27	-9	18	5	5	0	0	1	1	2	0	1	1	0	3	0	0.0	138	8.7
18	* Jacob Bryson	D	61	4	23	27	8	34	0	13	1	0	1	0	0	1	0	0	0	0	0	0.0	96	4.2
73	Casey Mittelstadt	C	36	9	16	25	-15	6	3	7	1	0	0	1	0	0	2	0	1	4	0	25.0	83	10.8
81	* Brett Murray	LW	55	9	15	24	2	10	1	5	0	0	1	3	0	0	0	0	0	0	0	0.0	84	10.7
11	Kevin Porter	C	47	7	16	23	-2	30	2	5	0	0	0	4	1	0	0	0	0	0	0	0.0	85	8.2
24	Lawrence Pilut	D	37	6	17	23	4	20	0	10	0	0	2	0	0	2	1	1	0	1	0	0.0	80	7.5
20	Eric Cornel	RW	61	12	10	22	9	6	1	0	0	2	4	2	2	0	0	1	0	0	0	0.0	104	11.5
13	Scott Wilson	LW	37	11	11	22	-2	21	2	2	1	0	1	1	4	0	0	1	0	0	0	0.0	71	15.5
74	Rasmus Asplund	C	33	3	16	19	-7	2	1	4	0	0	0	1	0	0	0	0	0	0	0	0.0	60	5.0
23	Taylor Leier	LW	27	11	6	17	-9	4	7	2	1	1	2	2	0	0	1	0	0	2	0	0.0	58	19.0
27	Curtis Lazar	C	18	6	8	14	10	6	2	0	1	0	0	1	0	0	0	0	0	1	0	0.0	41	14.6
40	Remi Elie	LW	34	8	5	13	-6	10	1	0	0	1	1	3	1	1	0	1	0	0	0	0.0	61	13.1
33	John Gilmour	D	37	6	7	13	-19	6	2	4	0	0	1	2	1	0	1	0	0	0	0	0.0	100	6.0
72	Tage Thompson	RW	16	6	6	12	5	8	1	1	0	0	1	2	0	1	0	0	1	3	1	33.3	67	9.0
34	Casey Nelson	D	48	4	8	12	18	10	1	0	0	1	1	2	0	0	0	0	0	0	0	0.0	107	3.7
3	William Borgen	D	61	1	10	11	6	76	0	0	0	0	1	0	0	0	0	0	0	0	0	0.0	73	1.4
5	* Casey Fitzgerald	D	25	2	6	8	3	30	0	0	0	1	0	0	0	0	0	0	0	0	0	0.0	35	5.7
2	Andrew MacWilliam	D	41	2	6	8	-3	54	0	0	0	1	0	0	0	0	0	0	0	0	0	0.0	50	4.0
64	Tyler Randell	RW	22	5	2	7	2	35	0	0	0	0	0	1	2	0	1	0	0	0	0	0.0	26	19.2
14	Pascal Aquin	LW	16	3	2	5	2	9	0	0	0	0	1	0	1	0	0	0	0	0	0	0.0	14	21.4
37	Dalton Smith	LW	42	1	4	5	-1	63	0	0	0	0	0	0	0	0	0	0	0	0	0	0.0	41	2.4
35	Andrew Hammond	G	33	0	3	3	0	2	0	1	0	0	0	0	0	0	0	0	0	0	0	0.0	0	0.0
16	Brady Vail	C	8	1	1	2	0	0	0	0	0	0	0	0	0	0	0	0	0	0	0	0.0	6	16.7
4	Nathan Paetsch	D	10	1	1	2	1	2	0	0	0	0	0	1	0	0	0	0	0	0	0	0.0	12	8.3
44	Brandon Hickey	D	23	1	1	2	-1	12	0	0	0	0	0	0	0	0	1	0	0	0	0	0.0	26	3.8
21	Jarrett Burton	C	39	1	1	2	-6	23	0	0	0	0	0	0	0	0	0	0	0	0	0	0.0	27	3.7
59	Matthew Spencer (total)	D	3	0	1	1	2	0	0	0	0	0	0	0	0	0	0	0	0	0	0	0.0	3	0.0
	SYR	D	2	0	1	1	2	0	0	0	0	0	0	0	0	0	0	0	0	0	0	0.0	3	0.0
	ROC	D	1	0	0	0	0	0	0	0	0	0	0	0	0	0	0	0	0	0	0	0.0	0	0.0
65	Shaw Boomhower	LW	2	0	0	0	-1	7	0	0	0	0	0	0	0	0	0	0	0	0	0	0.0	2	0.0
1	* Ukko-Pekka Luukkonen	G	10	0	0	0	0	0	0	0	0	0	0	0	0	0	0	0	0	0	0	0.0	0	0.0
31	Jonas Johansson	G	22	0	0	0	0	0	0	0	0	0	0	0	0	0	0	0	0	0	0	0.0	0	0.0
	BENCH		62	2				18														0.0	2	
	TOTALS		62	181	297	476	11	618	40	77	9	8	31	35	16	6	13	8	3	23	2	13.0	2023	8.9

No.	GOALIE	GP	MINS	W	L	OT	SO	EN	GA	GAA	SOGP	SOW	SOL	SOGA	SOA	SO%	SA	SVS	SV%
31	Jonas Johansson	22	1212:59	14	4	3	2	1	46	2.28	2	0	2	2	6	.667	584	538	.921
35	Andrew Hammond	33	1922:49	16	12	3	4	6	81	2.53	3	1	2	2	10	.800	876	795	.908
1	* Ukko-Pekka Luukkonen	10	610:16	3	4	3	0	2	32	3.15	2	1	1	1	4	.750	253	221	.874
	Empty Net		31:48						9								9		
	TOTALS	62	3777:52	33	20	9	6	9	168	2.67	7	2	5	5	20	.750	1722	1554	.902

* - rookie



AMERICANS TEAM RECORDS AHL AFFILIATE

2020 - 2021



SINGLE-SEASON TEAM RECORDS

MOST POINTS:	2004-05 (51-19-4-6)	112
MOST WINS:	1998-99	52
MOST LOSSES:	2007-08	52
MOST TIES (no overtime):	1969-70	16
MOST TIES:	1993-94, 2001-02	15
MOST HOME POINTS:	1987-88 (30-6-4)	64
MOST HOME WINS:	1987-88	30
MOST HOME LOSSES:	2010-11	22
MOST HOME TIES:	1969-70, 2002-03	9
MOST ROAD POINTS:	1998-99 (25-10-4-1)	55
MOST ROAD WINS:	1998-99, 2018-19 (25-9-3-1)	25
MOST ROAD LOSSES:	1962-63	30
MOST ROAD TIES:	2001-02	9
FEWEST POINTS:	1969-70 (18-38-16)	52
FEWEST WINS:	1969-70	18
FEWEST LOSSES:	1964-65, 1965-66, 1973-74	21
FEWEST TIES (no overtime):	1967-68	9
FEWEST TIES:	1963-64, 1983-84	2
FEWEST HOME POINTS:	2010-11 (14-20-2-4)	34
FEWEST HOME WINS:	1969-70, 2010-11 (14-20-2-4)	14
FEWEST HOME LOSSES:	1965-66	4
FEWEST HOME TIES:	1959-60, 1964-65	0
FEWEST ROAD POINTS:	1962-63 (4-30-2)	10
FEWEST ROAD WINS:	1962-63, 1969-70	4
FEWEST ROAD LOSSES:	1998-99	11
FEWEST ROAD TIES:	1956-57, 1963-64, 1983-84	1*
MOST SHOOTOUT WINS:	2012-13	10
MOST SHOOTOUT LOSSES:	2008-09	8
FEWEST SHOOTOUT LOSSES:	2009-10, 2012-13, 2014-15, 2015-16	1
MOST SCORING POINTS:	1982-83	1,043
MOST GOALS SCORED:	1982-83	389
MOST ASSISTS:	1982-83	654
MOST POWER-PLAY GOALS:	1992-93	109
MOST SHORTHANDED GOALS:	1982-83, 1988-89, 1989-90	19
MOST HOME GOALS:	1982-83	220
FEWEST GOALS SCORED:	2019-20	181**
MOST PENALTY MINUTES:	1995-96	2,588
FEWEST PENALTY MINUTES:	2019-20	618**
MOST GOALS SCORED AGAINST:	1978-79	349
FEWEST GOALS SCORED AGAINST:	2019-20	173**
	1998-99	176*
FEWEST ROAD GOALS AGAINST:	1998-99	86*
MOST FORTY-GOAL SCORERS:	1974-75, 1982-83, 1989-90	3
MOST THIRTY-GOAL SCORERS:	1964-65, 1981-82, 1982-83	5
MOST TWENTY-GOAL SCORERS:	1973-74, 1977-78, 1982-83	8
MOST SHUTOUTS:	2004-05	9
	(Ryan Miller - 8, Tom Askey - 1)	
LONGEST WINNING STREAK:	Oct. 11-Nov. 2, 1984	11
	April 14-May 19, 1996	
	Oct. 12-Nov. 10, 2009	
LONGEST HOME WIN STREAK:	Dec. 17, 2004-Mar. 4, 2005	17
LONGEST UNBEATEN STREAK:	1965-66 (13-0-1)	14
	Oct. 24-Dec. 4, 1965	
	1999-2000 (12-0-2)	
	Feb. 6-Mar. 10, 2000	
LONGEST LOSING STREAK:	Feb. 6-Feb. 21, 1981	10
	Oct. 2-Oct. 29, 1988	
	Dec. 1-Dec. 26, 2007	
LONGEST WINLESS STREAK:	Mar. 20-Apr. 5, 1970 (0-10-4)	14

TEAM RECORDS

MOST GOALS:	vs. Cleveland	14
	Nov. 24, 1966	
MOST GOALS ON ROAD:	vs. Springfield	10
	April 1, 1972	
	vs. Fredericton	
	Nov. 24, 1981	
	vs. Maine	
	Dec. 29, 1982	
MOST ASSISTS:	vs. St. Catharines	25
	April 7, 1985	
MOST POINTS:	vs. St. Catharines	38
	April 7, 1985	
MOST TOTAL GOALS:	Rochester 14 - Cleveland 6	20
	Nov. 24, 1966	
GREATEST WINNING MARGIN:	Rochester 13 - New Haven 1	12
	Jan. 17, 1975	
GREATEST LOSING MARGIN:	Rochester 3 - Providence 15	12
	Feb. 13, 1972	
	Rochester 1 - Nova Scotia 13	
	Feb. 15, 1980	
	Rochester 0 - Baltimore 12	
	Nov. 23, 1984	
SCORELESS TIES:	vs. Buffalo, Nov. 7, 1964	
	vs. Pittsburgh, Mar. 31, 1967	
	vs. Baltimore, Feb. 26, 1971	
	vs. Richmond, Feb. 11, 1972	
	vs. Virginia, Jan. 27, 1974	
	at Halifax, Nov. 20, 1991	
	vs. Adirondack, Nov. 10, 1997	

SEASON TEAM RECORDS

DIVISION CHAMPIONSHIPS:	1964-65, 1965-66, 1967-68	14
	1973-74, 1977-78, 1982-83	
	1986-87, 1989-90, 1990-91	
	1996-97, 1998-99, 1999-2000,	
	2000-01, 2004-05	
OVERALL REGULAR SEASON POINT CHAMPIONSHIP:	1964-65, 1967-68, 1973-74	6
	1982-83, 1990-91, 2004-05	
CALDER CUP CHAMPIONSHIPS:	1964-65, 1965-66, 1967-68	6
	1982-83, 1986-87, 1995-96	

*AHL Record

** Amerks played only 62 games during 2019-20 regular season. Remainder of the 2019-20 regular season and 2020 Calder Cup Playoffs were canceled on May 11, 2020 due to the COVID-19 pandemic. The AHL's standings - sorted by points percentage - and statistics as of March 12, 2020 are considered final and official.



AMERICANS INDIVIDUAL RECORDS

AHL AFFILIATE

2020 - 2021



SINGLE-SEASON INDIVIDUAL RECORDS

MOST GOALS:	Paul Gardner	61	(1985-86)
MOST ASSISTS:	Geordie Robertson	73	(1982-83)
MOST POINTS:	Geordie Robertson	119	(1982-83)
MOST PENALTY MINUTES:	Rob Ray	446	(1988-89)
MOST GOALS BY CENTER:	Paul Gardner	61	(1985-86)
MOST ASSISTS BY CENTER:	Geordie Robertson	73	(1982-83)
MOST POINTS BY CENTER:	Geordie Robertson	119	(1982-83)
MOST GOALS BY RIGHT WING:	Jody Gage	60	(1987-88)
MOST ASSISTS BY RIGHT WING:	Ed Litzenberger	61	(1964-65)
MOST POINTS BY RIGHT WING:	Jody Gage	104	(1987-88)
MOST GOALS BY LEFT WING:	Murray Kuntz	51	(1973-74)
MOST ASSISTS BY LEFT WING:	Stan Smrke	59	(1964-65)
MOST POINTS BY LEFT WING:	Dick Gamble	98	(1965-66)
	Mike Donnelly	98	(1989-90)
MOST GOALS BY DEFENSEMAN:	Zach Redmond	21	(2018-19)
	Rick Pagnutti	18	(1972-73)
MOST ASSISTS BY DEFENSEMAN:	Bob Hess	58	(1980-81)
MOST POINTS BY DEFENSEMAN:	Bob Hess	75	(1980-81)
MOST GOALS BY GOALTENDER:	Darcy Wakaluk	1	(1987-88)*
	Robb Stauber	1	(1995-96)
MOST ASSISTS BY GOALTENDER:	Darcy Wakaluk	7	(1989-90)*
	David Littman	7	(1990-91)
MOST POINTS BY GOALTENDER:	Darcy Wakaluk	7	(1989-90)*
	David Littman	7	(1990-91)
MOST PIMS BY CENTER:	Brad Rubachuk	246	(1993-94)
MOST PIMS BY RIGHT WING:	Kevin Kerr	352	(1987-88)
MOST PIMS BY LEFT WING:	Rob Ray	446	(1988-89)
MOST PIMS BY DEFENSEMAN:	Jim Hofford	322	(1987-88)
MOST PIMS BY GOALTENDER:	Jim Pettie	55	(1976-77)
MOST GOALS BY A ROOKIE:	Thomas Vanek	42	(2004-05)
	Donald Audette	42	(1989-90)
MOST ASSISTS BY A ROOKIE:	Todd Simon	66	(1992-93)
MOST POINTS BY A ROOKIE:	Peter Ciavaglia	98	(1991-92)
MOST PIMS BY A ROOKIE:	Rob Ray	446	(1988-89)
MOST POWER-PLAY GOALS:	Thomas Vanek	25	(2004-05)
	Paul Gardner	25	(1985-86)
MOST SHORTHANDED GOALS:	Gary McAdam	11	(1982-83)*
MOST GAME-WINNING GOALS:	Dean Sylvester	10	(1998-99)
MOST UNASSISTED GOALS:	Paul O'Neil	9	(1975-76)
LONGEST POINT STREAK:	Peter Ciavaglia	25 games	(1992-93)
	(22+26=48)		
HIGHEST SHOOTING PERCENTAGE:	Dane Jackson	27.0	(1995-96)*
MOST GAMES PLAYED BY A GOALTENDER:	Gerry Cheevers	72	(1964-65)
MOST MINUTES PLAYED BY A GOALTENDER:	Gerry Cheevers	4,359	(1964-65)
MOST WINS BY A GOALTENDER:	Gerry Cheevers	48	(1964-65)*

SINGLE-SEASON INDIVIDUAL RECORDS

MOST TIES:	Mika Noronen	12	(2001-02)
MOST LOSSES:	Ed Walsh	27	(1979-80)
	Jacques Cloutier	27	(1980-81)
MOST TIES/SHOOTOUT LOSSES:	Vince Tremblay	8	(1984-85)
MOST SHUTOUTS BY A GOALTENDER:	Ryan Miller	8	(2004-05)
	Bob Perreault	6	(1967-68)
	Martin Biron	6	(1998-99)
	Mika Noronen	6	(1999-00)
LOWEST GOALS-AGAINST AVERAGE:	Martin Biron	2.07	(1998-99)
HIGHEST SAVE PERCENTAGE:	Martin Biron	.930	(1998-99)#

INDIVIDUAL RECORDS

LARGEST CROWD:	First Niagara Center	19,070	(12/28/12)
	(Buffalo, NY; Amerks 4, Lake Erie 1)		
MOST GOALS:	Jason Pominville	5	(10/21/05)
	Donald Audette	5	(10/29/89)
	Dave Hynes	5	(1/17/75)
	Mal Davis (3)	4	(2/14/82, 1/2/83, 10/5/83)
	Jody Gage (3)	4	(10/18/85, 10/26/85, 3/14/90)
	Geordie Robertson (2)	4	(3/7/82, 4/3/83)
	Dick Gamble (2)	4	(10/16/66, 10/29/66)
	Derek Whitmore	4	(11/25/11)
	Scott McCrory	4	(11/3/90)
	Grant Martin	4	(3/29/89)
	Ken Priestlay	4	(3/10/89)
	Gates Orlando	4	(3/23/84)
	Bill Bennett	4	(11/3/78)
	Dave Hynes	4	(10/17/75)
	Dave Hrechosky	4	(12/1/72)
	Bronco Horvath	4	
TWO FASTEST SHG'S:	Jody Gage	8 seconds	(3/25/89)*
MOST ASSISTS:	Chris Taylor	6	(10/21/05)
	Geordie Robertson	6	(12/26/83)
	Ed Litzenberger	6	(1/24/65)
	Rudy Migay	6	(2/6/59)
MOST ASSISTS BY A GOALTENDER:	Lynn Zimmerman	3	(1972-73)*
MOST POINTS:	Darrin Shannon	7	(1/31/91)
	Geordie Robertson	7	(12/26/83)
	Ed Joyal	7	(2/24/67)
MOST PIM:	Wally Weir	54	(1/16/81)
	(4 misconducts, 2 majors, 2 minors)		

*AHL Record
#Tied for AHL Record



AMERICANS ALL-TIME LEADERS AHL AFFILIATE

2020 - 2021



GAMES PLAYED

1	Jody Gage	653
2	Dick Gamble	569
3	Norm Armstrong	566
4	Chris Taylor	519
5	Darryl Sly	517
6	Stan Smrke	513
7	Scott Metcalfe	499
8	Bronco Horvath	473
9	Gerry Ehman	465
10	Dan Frawley	456
11	Les Duff	399
12	Don Cherry	390
13	Randy Cunneynworth	377
14	Doug Janik	376
15	Norm Milley	367
16	Jim Jackson	360
17	Geordie Robertson	359
18	Dave Fenyves	358
19	Dean Melanson	353
20	Don McSween	348

POINTS

1	Jody Gage	728
2	Dick Gamble	565
3	Bronco Horvath	542
4	Gerry Ehman	520
5	Chris Taylor	481
6	Stan Smrke	436
7	Geordie Robertson	395
8	Norm Armstrong	391
9	Scott Metcalfe	349
10	Bob Mongrain	339
11	Barry Merrell	321
12	Craig Charron	311
13	Ron Garwasiuk	308
14	Gordie Clark	302
15	Jim Jackson	298
16	Mal Davis	287
17	Todd Simon	268
18	Claude Verret	259
19	Jim Pappin	258

GOALS

1	Jody Gage	351
2	Dick Gamble	300
3	Gerry Ehman	237
4	Bronco Horvath	199
5	Stan Smrke	197
6	Norm Armstrong	166
7	Geordie Robertson	164
8	Mal Davis	155
9	Bob Mongrain	153
10	Chris Taylor	142
	Scott Metcalfe	137
12	Barry Merrell	134
	Jim Pappin	134
14	Ron Garwasiuk	130
15	Gordie Clark	123
16	Craig Charron	121
17	Claude Verret	111
18	Ken Priestlay	102
19	Randy Cunneynworth	101
20	Steve Langdon	97

ASSISTS

1	Jody Gage	377
2	Bronco Horvath	343
3	Chris Taylor	339
4	Gerry Ehman	283
5	Dick Gamble	265
6	Stan Smrke	239
7	Geordie Robertson	231
8	Norm Armstrong	225
9	Scott Metcalfe	211
10	Jim Jackson	205
11	Craig Charron	190
12	Barry Merrell	187
13	Bob Mongrain	186
14	Todd Simon	183
15	Gordie Clark	179
16	Ron Garwasiuk	178
17	Domenic Pittis	171
18	Don McSween	170
19	Steve Kraftcheck	156
	Phil Varone	156

PENALTY MINUTES

1	Scott Metcalfe	1,424
2	Jim Hofford	1,212
3	Dan Frawley	1,060
4	Sean McMorrow	1,015
5	Norm Armstrong	983
6	Dean Melanson	850
7	Scott Nichol	813
8	Rob Ray	796
9	Rumun Ndur	795
10	Chris Langevin	750
11	Andrew Peters	733
12	Doug Janik	686
13	Kevin Kerr	680
14	Doug Houda	669
15	Brad Rubachuk	665
16	Ron Garwasiuk	653
17	Brad Miller	642
18	Sean O'Donnell	637
19	Ray Maluta	608
20	Lou Crawford	589

GOALTENDING WINS

1	Bobby Perreault	108
2	Gerry Cheevers	101
3	Jacques Cloutier	96
4	Ryan Miller	92
5	Darcy Wakaluk	81

COACHING WINS

1	Randy Cunneynworth	340
2	John Van Boxmeer	337
3	Joe Crozier	260
4	Brian McCutcheon	128
5	Mike Keenan	116



MISCELLANEOUS

2020-2021



BROADCASTER BIOS

MISCELLANEOUS

2020 - 2021

RICK JEANNERET | PLAY-BY-PLAY ANNOUNCER



Currently the longest-tenured broadcaster in hockey, Rick Jeanneret will begin his 50th year behind the microphone calling the action for Buffalo Sabres games. Jeanneret was the 2012 recipient of the Foster Hewitt Memorial Award – the most prestigious award given to hockey broadcasters – and was formally recognized by the Hockey Hall of Fame in November 2012. He was inducted into the Sabres Hall of Fame in 2011 and was inducted into the Greater Buffalo Sports Hall of Fame in fall 2012.

With his vast knowledge of the game and his unwavering enthusiasm for hockey, Jeanneret's distinct voice has been synonymous with the Buffalo Sabres for over four decades. He began his prolific career with the Sabres in the 1971-72 season as the club's radio play-by-play announcer and served primarily in that role until 1995, when he began calling the action for the team's televised games as well. His memorable calls and player nicknames have become forever linked with Sabres history for generations of fans.

Jeanneret's career officially began in 1963, when the St. Catharines, Ontario native filled in for the regular announcer at a Niagara Falls Flyers (Junior A) game. He went on to become the color analyst for one season before moving to the play-by-play position in 1965.

Jeanneret currently resides in Niagara Falls, Ontario with his wife, Sandra. Rick has two sons, Mark and Chris.

DAN DUNLEAVY | PLAY-BY-PLAY ANNOUNCER/REPORTER



Prior to joining the Sabres broadcast team in 2013, Dan Dunleavy spent 19 years at Sportsnet Radio and The Fan 590 Toronto. In addition to filling in as a play-by-play voice for the Sabres in the 2010-11 season, Dunleavy's experience includes nine years of play-by-play for the IIHF World Junior Hockey Championship, the 2008 IIHF World Hockey Championship in Halifax and Quebec City, Men's and Women's Hockey at the 2010 Vancouver Olympics, the OHL's Mississauga Majors, and Canadian Hockey League and American Hockey League games on Rogers Sportsnet.

The Toronto native has also called soccer and lacrosse games, serving as the play-by-play voice for the National Lacrosse League's Toronto Rock on The Fan 590 and the radio and television play-by-play voice for Toronto FC on Sportsnet TV/Radio and TSN 1050 Radio.

Dunleavy currently resides in Fort Erie, Ontario with his wife, Brenda.

ROB RAY | COLOR ANALYST



Rob Ray, who begins his 17th season on Buffalo Sabres broadcasts, will be entering his ninth season as the full-time color analyst for all Sabres games this season. After joining the broadcast team in 2003-04, Ray has served as a color analyst and the "between-the-benches" reporter for the past 16 years. In his role as color analyst, Ray remains at ice level to provide a close-up perspective of the game's action.

Ray's hockey expertise stems from his 16-year NHL career as a right wing, 14 seasons of which were spent with the Sabres. Known for his toughness on the ice, Ray ranks sixth in NHL history for career penalty minutes (3,207) and holds the Sabres' team record in the same category with 3,189 penalty minutes. Ray played in 900 total NHL games during his career and 889 games with the Sabres, the fourth-most in franchise history.

Despite being one of the game's toughest enforcers, Ray was also awarded the NHL's King Clancy Memorial Award in 1999 for his leadership and humanitarianism. He remains as one of the Sabres' most active alumni, currently serving as president of the Sabres Alumni Association. Ray and his wife, Julianne, live in East Amherst, New York with their son, Rob Jr., and their daughter, Jordan.

BRIAN DUFF | STUDIO HOST



Entering his 10th season with the Buffalo Sabres, studio host Brian Duff has nearly 30 years of experience in the broadcasting industry, with the majority of it devoted to covering the NHL.

An original member of NHL Network at the time of its launch in the United States in 2007, Duff served as the lead host for the network's signature events, including the Stanley Cup Final, the NHL All-Star Game and the NHL Draft.

Duff's tenure with the Sabres began on a part-time basis in 2011-12, when he hosted many of the team's road games while also completing his fifth season at NHL Network. Outside of his game night duties on MSG, Duff is also a regular content contributor to Sabres.com and has been a part of multiple New York Emmy Award wins as a member of the production team responsible for series such as Beyond Blue & Gold.

A native of Whitby, Ontario, Duff served as a broadcast host on radio and/or television for the Edmonton Oilers, Ottawa Senators and Toronto Maple Leafs between 1994 and 2007. He is also an avid fan of lacrosse and has done play-by-play and commentary for the National Lacrosse League, including the league's championship games in 2010, 2011, 2016 and 2017.

MARTY BIRON | STUDIO ANALYST



Martin Biron is in his fourth season as the studio analyst for the Buffalo Sabres after being named to the position in August 2017. His primary role is to serve as an analyst alongside Brian Duff during the pregame, intermission and postgame portions of the broadcast. Biron will also provide in-game analysis at select times both at ice level and in the broadcast booth.

Biron was the Sabres' first-round pick in the 1995 NHL Draft and went on to rank fourth in franchise history among goaltenders with 300 games played in his nine seasons with the club. In 2007, he was traded to the Philadelphia Flyers and led the team to the 2008 Eastern Conference Final. Following his time in Philadelphia, Biron went on to spend time with the Islanders and Rangers before retiring from the NHL in October 2013.

In addition to his role on the Sabres' broadcast, Biron is a frequent contributor to The Instigators and produces content for Sabres.com. He also assists with the goaltending program for the Academy of Hockey.





2020 - 2021

MEDIA INFORMATION MISCELLANEOUS

MEDIA INFORMATION

Requests for information should be directed to the Sabres' Media Relations Department, Buffalo Sabres, KeyBank Center, One Seymour H. Knox, III Plaza, Buffalo, NY 14203. The main office phone number is (716) 855-4100.

Buffalo Sabres Media Relations Staff

CHRIS DIERKEN
Director of Media Relations
chris.dierken@sabres.com
716.855.4417 (Office)
716.207.5188 (Cell)

IAN OTT
Senior Manager of Media Relations
ian.ott@sabres.com
716.855.4484 (Office)
716.479.5481 (Cell)

LINDSEY BROWN
Coordinator of Media Relations
lindsey.brown@sabres.com
716.855.4127 (Office)
847.274.8974 (Cell)

Media Website: SabresDigitalPressBox.com Media Relations Department Twitter Account: [@SabresPR](https://twitter.com/SabresPR)

CREDENTIALS

A small number of credentials will be available to writers and photographers on an individual-game basis **for requests that specifically require the individual to physically be in the building**. Those who need media credentials for individual games should contact Ian Ott via email (ian.ott@sabres.com) by 5 p.m. the day before a game, and by 5 p.m. on the Friday before a Sunday game.

Individual-game credentials can be picked up on the day of a game at the media entrance described below. Media members are required to bring photo ID to claim credentials. Credentials should be displayed at all times within KeyBank Center.

*All requests for pre-game live shots should be coordinated through Chrisanne Bellas at (716) 855-4476 to ensure location and transmission.

GAME-DAY PROCEDURES

Entering KeyBank Center

Credentialed media can enter the arena via the LECOM Harborcenter bridge from level 3 in the LECOM Harborcenter parking ramp, located on the north (Perry Street) side of the building. Credentials can be picked up at the credential table at this location one and a half hours before games.

Directions to Press Box

Media members can access the press box by ascending the escalator to the 300 level located directly ahead of the media entrance, making a right turn at the top of the escalator, proceeding to stairwell 7A and taking the stairs to the press level. The press box elevator will be available during select times for media members who choose to or need to use it to access the press box. The press box elevator can be accessed on the 100 level opposite Aisle 14.

Internet Access

Wireless internet access is available for all visiting media. To access the "Sabres Media" network, enter "season20-21" as the password.

Post-Game Interviews

All player and head coach interviews in the 2020-21 season will take place via Zoom. Approved media members will have access to all availabilities. Head Coach Ralph Krueger will be available to the media following player interviews.

Media Work Areas

For the 2020-21 season, only the press box is available as a media work area. Final stats and all other media materials will be available at SabresDigitalPressBox.com.

**There are electrical outlets, ethernet jacks and phone jacks at all seats in the press box, but phone lines are not active unless arrangements are made by calling Ken Dowd at (716) 855-4570.*

Practice sessions/Game-Day Skates

Practice sessions and game-day morning skates will be open to media members with season credentials or credentials to that day's game. Head Coach Ralph Krueger and Sabres players are available to the media following the sessions. Other media members who need access to a specific practice may contact Ian Ott via email (ian.ott@sabres.com) to request access. Practice times for the current month can be found at SabresDigitalPressBox.com/media_calendar. Media members attending practices should contact Chris Dierken to verify times and specific player interview needs.





REGULAR SEASON 2021 SCHEDULE

 JANUARY 14 Thursday 7:00 HOME	 FEBRUARY 11 Thursday 7:00 HOME	 MARCH 16 Tuesday 7:00 AWAY	 APRIL 13 Tuesday 7:00 AWAY
 JANUARY 15 Friday 7:00 HOME	 FEBRUARY 13 Saturday 1:00 HOME	 MARCH 18 Thursday 7:00 HOME	 APRIL 15 Thursday 7:00 AWAY
 JANUARY 18 Monday 7:30 AWAY	 FEBRUARY 15 Monday 7:00 HOME	 MARCH 20 Saturday 1:00 HOME	 APRIL 17 Saturday 3:00 HOME
 JANUARY 19 Tuesday 7:00 AWAY	 FEBRUARY 16 Tuesday 7:00 HOME	 MARCH 22 Monday 7:00 AWAY	 APRIL 19 Monday 7:00 HOME
 JANUARY 22 Friday 7:00 AWAY	 FEBRUARY 20 Saturday 12:30 AWAY	 MARCH 24 Wednesday 8:00 AWAY	 APRIL 22 Thursday 7:00 HOME
 JANUARY 24 Sunday 7:00 AWAY	 FEBRUARY 22 Monday 7:00 AWAY	 MARCH 26 Friday 7:00 AWAY	 APRIL 23 Friday 7:00 HOME
 JANUARY 26 Tuesday 7:00 HOME	 FEBRUARY 26 Friday 7:00 HOME	 MARCH 29 Monday 7:00 HOME	 APRIL 25 Sunday 6:00 AWAY
 JANUARY 28 Thursday 7:00 HOME	 FEBRUARY 28 Sunday 3:00 HOME	 MARCH 30 Tuesday 7:00 HOME	 APRIL 27 Tuesday 7:00 AWAY
 JANUARY 30 Saturday 1:00 HOME	 MARCH 2 Tuesday 7:00 AWAY	 APRIL 1 Thursday 7:00 HOME	 APRIL 29 Thursday 7:00 AWAY
 JANUARY 31 Sunday 1:00 HOME	 MARCH 5 Friday 7:00 AWAY	 APRIL 3 Saturday 7:00 HOME	 MAY 1 Saturday 1:00 AWAY
 FEBRUARY 2 Tuesday 6:00 AWAY	 MARCH 7 Sunday 12:00 AWAY	 APRIL 6 Tuesday 7:00 AWAY	 MAY 3 Monday 7:00 HOME
 FEBRUARY 4 Thursday 7:00 AWAY	 MARCH 9 Tuesday 7:00 AWAY	 APRIL 8 Thursday 7:00 HOME	 MAY 4 Tuesday 7:00 HOME
 FEBRUARY 6 Saturday 7:30 AWAY	 MARCH 11 Thursday 7:00 HOME	 APRIL 9 Friday 7:00 HOME	 MAY 6 Thursday 7:00 AWAY
 FEBRUARY 8 Monday 7:00 AWAY	 MARCH 13 Saturday 7:00 HOME	 APRIL 11 Sunday 2:00 AWAY	 MAY 8 Saturday 7:00 AWAY

LET'S GO BUFFALO LET'S GO BUFFALO LET'S GO BUFFALO LET'S GO BUFFALO



2020 - 2021

2020-21 NHL KEY DATES MISCELLANEOUS

NHL KEY DATES

Dec. 31, 2020 Training camps open for seven Clubs that did not participate in the resumption of play for the 2019-20 season (Anaheim, Buffalo, Detroit, Los Angeles, New Jersey, Ottawa, San Jose)

Jan. 3, 2021 Training camps open for the remaining 24 teams

Jan. 13, 2021 2020-21 regular season begins

April 12, 2021 Trade deadline (3 p.m. ET)

May 8, 2021 Last day of regular season

***May 11, 2021** Stanley Cup Playoffs begin

***July 9, 2021** Last possible day of Stanley Cup Final

July 17, 2021 Deadline for Protection Lists for Expansion Draft (5 p.m. ET)

July 21, 2021 Expansion Draft for Seattle Kraken (8 p.m. ET)

July 23, 2021 Round 1 of NHL Draft

July 24, 2021 Rounds 2-7 of NHL Draft

July 28, 2021 Restricted Free Agent/Unrestricted Free Agent signing period begins (12 p.m. ET)

**subject to adjustment*



2020 - 2021

ON-ICE OFFICIALS MISCELLANEOUS

REFEREES

NAME	NUMBER
Anderson, Reid*	49
Blandina, Brandon*	39
Brenk, Jake	26
Charron, Francis	6
Chmielewski, Tom	18
Dunning, Mitch*	43
Dwyer, Gord	19
Furlatt, Eric	27
Halkidis, Beaudry*	48
Hanson, Trevor	14
Hebert, Ghislain	22
Hebert, Jean	15
Joannette, Marc	25
Kelly, Dan*	45
Kozari, Steve	40
Lambert, Pierre	37
L'Ecuyer, Frederick	17
Lee, Chris	28
Luxmore, Thomas John	21
MacDougall, Peter	38
Markovic, Michael*	47
McCauley, Wes	4
Mclsaac, Jon	2
Meier, Brad	34
Morton, Dean	36
Nicholson, Kendrick	30
O'Donnell, Conor*	41
O'Rourke, Dan	9
Peel, Tim	20
Pochmara, Brian	16
Pollock, Kevin	33
Rank, Garrett	7
Rehman, Kyle	10
Rooney, Chris	5
Schlenker, Chris	3
Schrader, Brandon*	46
Skilliter, Graham	24
South, Furman*	44
St-Laurent, Francois	8
St. Pierre, Justin	12
Sutherland, Kelly	11
Syvret, Corey*	42
Walsh, Ian	29

LINESMEN

NAME	NUMBER
Alphonso, Shandor	52
Amell, Derek	75
Baker, Tyson*	88
Barton, Steve	59
Berg, Devin	87
Brisebois, David	96
Cherrey, Scott	50
Cormier, Michel	76
Daisy, Ryan	81
Devorski, Greg	54
Flemington, Kyle*	55
Fournier, Julien*	56
Galloway, Ryan	82
Gawryletz, Brandon	64
Gawryletz, Travis	67
Gibbons, Ryan	58
Knorr, Trent	63
Kovachik, Brad	71
Mach, Brian	78
MacPherson, Matt	83
Marquis, Jesse*	86
Miller, Steve	89
Mills, Bevan	53
Murchison, Kiel	79
Murray, Jonny	95
Nagy, Kory	97
Nansen, Derek	70
Pancich, Bryan	94
Racicot, Pierre	65
Rody, Vaughan	73
Sericolo, Anthony	84
Shewchuk, Mark	92
Smith, Andrew	51
Suchanek, Libor	60
Tobias, James	61
Toomey, Travis*	90

* minor league official

WATCH LIVE

SABRES

GAMES ANYWHERE ON

MSG GO

Available on the iPhone
 App Store

ANDROID APP ON
 Google play

FREE DOWNLOAD

MSG GO is available to customers of participating providers who receive MSG Networks as part of their television subscription. Access to all content on MSG GO is subject to blackout, territorial and other restrictions. Wireless access and/or data fees may apply to access MSG GO and MSG GO content. Consult with your wireless/data provider.