



2008  2009

BUFFALO SABRES

MEDIA GUIDE





MSG
TV HOME OF
SABRES
HOCKEY

70+ GAMES ONLY ON





SABRES PERSONNEL

2008 NHL Entry Draft Selections	88
2008-09 Training Camp Roster	25
Christiano, Jon	15
Corsi, Jim	14
Devine, Kevin	15
DiPofi, Daniel	8
Golisano, B. Thomas	4
Jakubowski, Mark	16
Macre, Tim	16
McCutcheon, Brian	13
McKenney, Doug	14
Patrick, James	13
Player Profiles	26-87
Public Relations Department	23
Quinn, Lawrence	6
Regier, Darcy	9
Ruff, Lindy	11
Sabres Directory	2
Sabres Staff	19
Schranz, Scott	16
Scouting Department	18
Smith, Corey	16
Trainers & Equipment	17

2007-08 SEASON

Game Highs/Lows	104
Individual Game-by-Game Statistics	100
Individual Scoring Breakdown	96
Individual Statistics	95
NHL Awards	92
NHL Leaders	92
NHL Standings	91
Real Time Stats Leaders	97
Regular Season Scores	94
Sabres vs. NHL	109-137
Shootout/OT Results	99
Shootout Summary	106
Team Situational Stats	98
Stanley Cup Playoff Review	91
Team Stats	97
The Last Time	105
Transactions	108

THE RECORD BOOK

1-0 Games	174
All-time Records vs.	152
Career Leaders	180
Empty Net Goals	175
Goaltending Statistics, All-Time	198
Hat Tricks	162
Home/Away Records, All-Time	151
Individual Records	188
Individual Scoring, All-Time	191
Last 10 Games vs.	153

THE RECORD BOOK (CONTINUED)

Opponent Records	187
Penalty Shots	176
PP & PK Stats All-Time	199
Record by Day/Month	155
Regular-Season Overtime Goals	159
Sabres Streaks	156
Sabres Year-by-Year Records	158
Season Openers	157
Shutouts	170
Single Season Leaders	183
Team Game Records	186
Yearly Goaltender Won-Loss Records	182
Yearly Leaders	178
Year-by-Year Results & Statistics	139-151
Year-by-Year Record	158

PLAYOFFS

Career Leaders	215
Hat Tricks	214
Individual Scoring, All-Time	201
Individual Goaltending, All-Time	203
Opponent Playoff Leaders	220
Overtime Games	213
Results, All-Time	204
Sabres Individual Records, All-Time	216
Shutouts	214
Team Records	218

SABRES HISTORY

Attendance	236
Awards & Honors	232
Draft Selections, All-Time	237
Hockey Hall of Fame	229
Major Transactions, All-Time	245
Retired Numbers	225
Sabres Captains, All-Time	231
Sabres Coaches, All-Time	231
Sabres Hall of Fame	228
Sabres Firsts	230
Uniform Numbers, All-Time	222

PORTLAND PIRATES

252-265

MISCELLANEOUS INFORMATION

2008-09 Buffalo Sabres Schedule	275
History of the Buffalo Sabres	268
History of the Uniform	270
HSBC Arena	271
Key Dates for 2008-09	273
Media Information	272
Radio/TV Information	267
Ticket Information	274

Executive Editor Michael Gilbert
Editor Kevin Snow
Contributing Editors Chris Bandura & Chris Ostrander

Photos Bill Wippert, Getty Images, Mark Dellas
Publication Design Frank Cravotta & Vicki Sttek
Special Thanks Elias Sports Bureau



BUFFALO SABRES

HOCKEY WESTERN NEW YORK, LLC

HSBC Arena, One Seymour H. Knox III Plaza, Buffalo, BY 14203

www.SABRES.com

Executive Offices 716.855.4100

Ticket Office 1.888.GO.SABRES

The Sabres Store 716.855.4140

EXECUTIVE:

Owner **B. Thomas Golisano**
 Managing Partner/Minority Owner **Lawrence Quinn**
 Chief Operating Officer/Minority Owner **Daniel DiPofi**

HOCKEY DEPARTMENT:

General Manager **Darcy Regier**
 Director of Amateur Scouting **Kevin Devine**
 Director of Pro Scouting **Jon Christiano**
 Pro Scout **Dennis Miller, Ryan Vinz**
 Amateur Scouts **Bo Berglund, Nik Fattey, Iouri Khmylev,**
 ... **Al MacAdam, Paul Merritt, Craig Benning, Kim Gellert, Eric Weissman**
 Director of Amateur Scouting Operations **Scott Schranz**
 Assistant to the General Manager **Mark Jakubowski**
 Coordinator of Hockey Operations **Michael Bermingham**

COACHING STAFF:

Head Coach **Lindy Ruff**
 Associate Coach **Brian McCutcheon**
 Assistant Coach **James Patrick**
 Strength & Conditioning Coach **Doug McKenney**
 Asst. Strength & Conditioning Coach **Kevin Collins**
 Goaltender Coach **Jim Corsi**
 Administrative Assistant Coach **Corey Smith**
 Athletic Trainer **Tim Macre**
 Equipment Manager **Rip Simonick**
 Equipment Manager **Dave Williams**
 Assistant Equipment Manager **George Babcock**
 Massage Therapist **Chuck Garlow**

MEDICAL STAFF:

Medical Director **Les Bisson, M.D.**
 Team Physicians **William Hartrich, M.D.**
 **Nicholas Aquino, M.D., Mark Feinberg, M.D.**
 Oral Surgeon **Steven Jenson, DDS**
 Team Dentist **Daniel Yustin, DDS, M.S.**
 Team Doctor Emeritus **John L. Butsch, M.D.**

LEGAL:

Director of Legal Affairs & Human Resources **Dave Zygaj**

FINANCE & ADMINISTRATION:

Director of Finance & Administration **Chuck LaMattina**
 Accounting Manager **Christine Ivansitz**
 Payroll & Human Resource Manager **Birgid Haensel**
 Accounts Payable Clerk **Kim Binkley**
 Executive Assistant **Nadine Lawicki**
 IT Systems Engineer **Dave Blaszak**

BROADCAST PRODUCTION:

Executive Producer **Matt Gould**
 Staff Producer **Joe Pinter**
 Director of Broadcast Services **Chrisanne Bellas**
 TV Director **Doug Kennedy**
 Producer/Feature Reporter **Maria Genero**
 Feature Editor **Drew Boeing**
 Scoreboard Director/Editor **Jeff Hill**
 Videographer/Editor **Mark Blaszak**
 Broadcast Team **Rick Jeanneret (Play-by-Play)**
 **Harry Neale (Commentator),**
 **Kevin Sylvester (Studio Host)**
 **Mike Robitaille, Rob Ray (Analysts)**

MERCHANDISE:

Director of Merchandise **Mike Kaminska**
 Merchandise Manager-Inventory Control **Glenn Barker**
 Merchandise Manager-Event Sales **Jeff Smith**
 Store Manager **Alec Moslow**

MARKETING:

Director of Marketing **Rob Kopacz**
 Director of Game Presentation **Janifer Dunford**
 Database Marketing Manager **Tom Matheny**
 Promotions Coordinator **Jacqueline Tollar**
 Game Presentation Coordinator **Robert Neumann**
 Website Manager **Scott Miner**
 Website Content Coordinator **Erin Pollina**
 Director of Creative Services **Frank Cravotta**
 Graphic Artist **Vicki Sitek**
 Design Intern **Melissa Gebhardt**

PUBLIC & COMMUNITY RELATIONS:

Director of Public Relations **Michael Gilbert**
 Manager of Publications & Hockey Information **Kevin Snow**
 Manager of Community Development **Rich Jureller**
 Coordinator of Media Relations **Chris Bandura**
 Community Relations Coordinator **Teresa Belbas**
 Mascot Coordinator **Ed Grudzinski**
 Graduate Assistant **Chris Ostrander**
 Team Photographer **Bill Wippert**
 Director of Alumni Relations **Larry Playfair**
 Corporate & Community Relations Liaison **Gilbert Perreault**
 Mascot **Sabretooth**

SALES & BUSINESS DEVELOPMENT:

VP Sales & Business Development **John Livsey**
 Senior Account Managers **Joe Foy, Chris Luterek**



SALES & BUSINESS DEVELOPMENT (continued):

Director of Corporate Fulfillment **Rob Nugent**
Director of Sales/Marketing-Rochester **Gary Muxworthy**

TICKET SALES & OPERATIONS:

Director of Ticket Operations & Services **John Sinclair**
Account Services Manager **Michael Tout**
Box Office Manager **Christopher Makowski**
Assistant Box Office Manager **Marty Maloney**
Box Office Coordinator **Gretchen Knott, Ryan Handley**
Account Services Representatives **Roxanne Anderson,**
..... **Andrea Keane, Lisa Wells, Melissa Rugg**
Account Executives **Sarah Kretz**
Special Consultant **Joe Crozier**
Coordinator of Suite Services **Michelle Mitchell**

GENERAL INFORMATION:

Ticket Information **(888) GO-SABRES**
Home Ice **HSBC Arena**
Capacity **18,690**
Dimensions of Rink **200' x 85'**

HSBC ARENA:

Director of Arena Operations **Stan Makowski, Jr.**
Director of Arena Services **Thomas Ahern**
Director of Event Booking **Jennifer Van Rysdam**
Arena Marketing Manager **Christine Adamczyk**
Director of Amateur Athletics **Kevin Sylvester**
Event Managers **Matt Rabinowitz, Beth Guiliani Gatto**
Arena Operations Administrative Assistant **Christine Porto**
Manager Of Technical Communications **Mike Queeno**
Manager Of Technical Communications **Ray Riel**
Chief Engineer **Barry Becker**
Assistant Chief Engineer **Brian Drabek**
Maintenance Crew **Richard Arcangel III, Michael Destino**
..... **Vincent Gimbrone**
Building Services Manager **Dennis Hooper**
Utility Crew Foreman **Pete Cicero**
Utility Crew **Rodney Bailey,**
..... **Jason Sattleberg, Ron Hudson**
Security Manager **Marc Brenner**
Security Officers **James Caulfield, Justin Hartmann**
..... **Dave Zaporowski, Jose Ortiz**



B. THOMAS GOLISANO

SABRES OWNERSHIP
2008.2009



It is said that the right man at the right time can make all the difference. This is perhaps nowhere more evident than the remarkable journey of the Buffalo Sabres and Tom Golisano.

The 2002-03 NHL Season was a dark time for Western New York hockey. The Sabres were floundering both on and off the ice. The team was mired in 29th place and had not made the playoffs in two years. Off the ice matters were even worse. The franchise was a financial wreck, operating in bankruptcy against a backdrop of limited fan support. A sense of defeat had set in, and the organization lacked the confidence and leadership needed for resuscitation. Further darkening this picture was a looming work stoppage and state of the NHL game itself.

This was the state of the Sabres in April 2003. Things certainly have changed.

Golisano knew the importance of what the Sabres meant to the community, and he immediately began shaping the organization using the management and leadership skills that have made him one of the most successful businessmen in North America. In the four seasons since Golisano purchased the Sabres, fans have flocked back to HSBC Arena in record numbers as the Sabres have become one of the most exciting teams in the NHL. Buffalo came within one win of the Stanley Cup Finals in 2006, and followed that up with a Presidents' Trophy in 2006-07, and a return trip to the Conference Finals.

In the process, names like Miller, Vanek, Roy and Pominville have evolved from Sabres prospects to NHL stars. All four players were drafted by General Manager Darcy Regier, who is entering his 12th year as General Manager, and is considered to be one the sharpest minds in the game. Golisano recognized Regier's value and commitment to the organization by signing him to a two-year contract extension in September that will keep him in Buffalo through the 2010-11 season.

Off the ice, season ticket sales have climbed to an all time high of 14,800 from a low point of 5,800 three years ago, along with a waiting list of several thousand. Buffalo sold out 39 of 40 home games last season, after selling out all 41 regular season home games and all nine playoff home games in 2006-07, a feat not achieved since 1970-80 in the old Memorial Auditorium. While Sabres tickets have become a hot commodity in Western New York, sales of Sabres merchandise remains among the best in the NHL, dating back to the launch of the team's new uniform scheme in 2006. That trend is expected to continue this year, as the Sabres' debuted a new third jersey in September that drew rave reviews from fans at its public debut.

Sabres fans were able to show their passion to a North American audience on January 1, 2008, as Buffalo played host to the NHL Winter Classic. The outdoor New Year's Day game between the Sabres and Penguins drew an NHL-record 71,217 fans to Ralph





Wilson Stadium in Orchard Park, NY. In addition, NBC's television ratings were the highest for an NHL game in 11 years.

The Sabres are now financially stable. Although challenges remain, the fact that the team has operated in the black for the past three seasons shows hope for future sustainability in Western New York.

Sabres management continues to retain the young core players that many observers believe will keep the team competitive for years to come. This off-season saw the Sabres avoid impending free agency with goaltender Ryan Miller (28) and right winger Jason Pominville (25), by signing them to five-year contract extensions while each player was in the final year of their current deal. They join Thomas Vanek (24), who led Buffalo's with 36 goals last season while in the first year of his seven year deal; and Derek Roy (25), who is entering the second year of a six-year contract after leading the team in scoring with 81 points last season. Rather than sign players to shorter-term contracts as he had done in the past, Golisano adjusted his business practice to stay competitive in the NHL's new economic landscape.

This didn't happen by accident. It was the result of careful planning and the infusion of the Golisano entrepreneurial spirit.

Golisano is often fond of challenging the management team of the Sabres with the question, "What are we doing to differentiate ourselves from our twenty nine competitors?" That single question and Golisano's determination has framed the whole approach and plan of the new Sabres.

Although the Sabres approach may seem counter-intuitive at times, it reflects the Golisano philosophy of differentiation. The Sabres cut prices but increased revenue. Contrary to a popular outcry to fire the coach and general manager, Golisano retained both and extended their tenure. The hockey department reduced the live coverage of its scouting department but doubled the number of reviewed games through video technology. Despite the need for a makeover, the team reduced its focus on trading players and committed to develop drafted players and those already in the system. Although the team facilities were relatively new, updates and changes were in store. The arena has undergone major renovation; player facilities have been completely overhauled. A philosophy of patient development and accountability was employed, utilizing existing coaching staff and, with a few key additions and subtractions, many of the same players together with the organization's youthful prospects. A particular emphasis was placed on the development of the franchise's minor league prospects by hiring a full-time strength and conditioning coach and goaltending instructor for their AHL team.

Golisano's influence has been felt at the league level as well. Since taking ownership of the Sabres, Golisano has become a strong voice on the NHL's Board of Governors, encouraging rule changes to open up the game and permit league's best players to showcase their world-class skills. Golisano was also behind a couple of experiments designed to make the game more fan and media friendly. During the 2004-05 lockout, HSBC Arena played host to a pair of Rochester Amerks game using blue ice to see if this would allow the ice to show up better on television while making it easier to see the flow of the puck. The Sabres also designed enlarged bowed nets to facilitate scoring in a league that had seen goal scoring decrease significantly in previous years.

Before hockey, Golisano founded Paychex, Inc., a leading national provider of payroll, human resource and benefits solutions for small- and medium-sized businesses. Golisano started Paychex in 1971 at the age of 30, with the intention of primarily serving small businesses. What started as a single operation expanded through franchise agreements and joint ventures until Paychex consolidated into one private company in 1979. By 1983, when Paychex became a public company, the potential of the small-business market had been proven, and Paychex had been named to the INC. magazine list of "The Fastest Growing, Privately Held Companies in the U.S." Since then, Paychex has regularly enjoyed double-digit growth.

Golisano demonstrates ongoing generosity and commitment to the greater Rochester community, home of Paychex corporate headquarters, and other organizations in Upstate and Western New York. In 1985, with an initial gift of \$90,000, he launched his first philanthropic endeavor by establishing the B. Thomas Golisano Foundation. Today, with assets of \$25 million, the Foundation awards grants to organizations dedicated to providing opportunities for those with developmental disabilities and offering support to their families. Since then, Mr. Golisano's philanthropic contributions have totaled approximately \$100 million. Some of these gifts have included:

In September 2007, Golisano donated \$10 million to Rochester Institute of Technology (RIT) to create the Golisano Institute for Sustainability. The Institute, one of the first of its kind in the nation, focuses on research and education in sustainable design, pollution prevention, remanufacturing and alternative energy development. Establishment of The Golisano Institute for Sustainability is consistent with Golisano's ongoing support of the William J. Clinton Foundation. Golisano is a sponsor of the Clinton Global Initiative.

In November 2006, Golisano contributed \$750,000 to the Veterans Outreach Center of Rochester, NY. The gift will be used to create the Charles P. Golisano Campus in honor of Golisano's brother who was killed in the Korean War. In October 2006, Golisano donated \$1.5 million to Mercy Flight Central of Canandaigua, NY, helping to kickoff the drive to purchase a new Mercy Flight helicopter. In March 2006, he made an unprecedented \$6 million gift to Our Lady of Mercy High School and Bishop Kearney High School. The gift represented the largest donation ever received from an individual or family by either private school located in Rochester.

In August 2005, Golisano pledged \$100,000 towards the opening of the Lion's Den room at Women & Children's Hospital in Buffalo. Only the second of its kind in the country, the room is designed as a place for children to find relief from the stress of having a serious illness or injury while they are in the hospital. Golisano and former Sabres captain Pat LaFontaine were significant donors to the \$300,000 project, with some of the money coming from the 2004 Companions in Courage celebrity hockey game held at HSBC Arena.

In November 2005, Golisano donated \$6 million to the Central New York Children's Hospital at University Hospital, the largest gift ever from an individual donor in SUNY Upstate history. In January 2004, Golisano contributed \$2 million to WXXI Public Broadcasting in Rochester. The gift will help WXXI meet the federal mandate to begin digital broadcasting.

Golisano makes his home in Victor, N.Y.



LAWRENCE QUINN

MANAGING PARTNER/
MINORITY OWNER
2008.2009



Lawrence Quinn is entering his sixth year as Managing Partner, and the first as a Minority Owner. He officially became a Minority Owner after unanimous approval by the NHL Board of Governors in June, 2008. As Mr. Golisano's representative in Buffalo, Larry oversees the direction of the franchise and is responsible for day-to-day operations. Quinn also serves as an alternate governor on the NHL's Board of Governors.

Quinn was the driving force behind bringing the Winter Classic to Western New York last season. The outdoor New Year's Day game between the Sabres and Penguins drew an NHL-record 71,217 fans to Ralph Wilson Stadium in Orchard Park, NY, with 41,100 tickets sold in less than 30 minutes when they went on sale to the public last September. In addition, NBC's television ratings were the highest for an NHL game in 11 years.

Building on the momentum of their new uniform scheme that debuted in 2006, the Sabres debuted a new third jersey on September 20 before thousands of excited fans at HSBC Arena. The team's original road uniform (1971-96) has been updated to incorporate the darker navy blue and rich gold featured in the current uniforms along with silver accents on the stripes to give dimension to the original design. The player numbers will appear on the front of the uniform and a neck tie will be incorporated similar to what was worn by the team the first seven years Buffalo was in the league. The original crossed Sabres logo also features silver accents to give a beveled look to the team's original logo.

Last season saw the Buffalo fans continue to be some of the most fervent in the league, selling out HSBC Arena for 39 of 40 games last season, along with the Winter Classic. During the five years since Quinn resumed his position with the Sabres, the organizations season ticket base has increased from 6,000 to more than 14,000 ticket holders, forcing the team to create a waiting list that is now at 5,000.

On the strength of 53 wins and 113 points, the Sabres finished atop the NHL standings in 2006-07, capturing the first ever Presidents Trophy in franchise history. Buffalo also advanced to the Eastern Conference Finals for the second consecutive season and fourth time in the past 10 seasons.



In March 2007, the Sabres were recognized by ESPN the Magazine as the number one sports franchise among the 122 North American professional sports teams when it comes to paying fans back for their investment of time, money and passion. More than 80,000 fans were polled in phone and e-mail surveys and asked about their favorite teams in terms of fan relations, overall commitment and effort of ownership, players' efforts (in and out of competition), stadium experience, affordability for fans, quality of coaching and championship drive and success. One final category, "Bang for the Buck," measured a team's performance against money it receives directly from fans. Based on survey results, the Sabres were ranked #1 in this category.

Larry Quinn is well known throughout Western New York for his active role in various private and public development projects. In August 2005, Governor George Pataki appointed Quinn as Vice Chairman of a New York state commission to plan and oversee the development of the entire Buffalo waterfront. Named the Erie Canal Harbor Development Corporation, the commission is responsible for developing the waterfront area immediately surrounding HSBC Arena and planning the ultimate development of the outer harbor and old port area.

Included among the group's immediate projects is the restoration of the Erie Canal terminus and the redevelopment of the former Memorial Auditorium site. In March 2007, the ECHDC signed a pre-development agreement with Harbor District Associates, an affiliate of Benderson Development, and Bass Pro, which is to build the 100,000 square foot, historic-styled store near the canal terminus on the inner harbor. It is part of an overall plan called Canal Side, a \$275 million development to revitalize downtown by capitalizing on the historic inner harbor, creating a marketplace and public plaza as well as restaurants, a hotel, residential units, and office space.

This past July marked the completion of the nine-year, \$53 million Erie Canal Harbor Redevelopment Project. Details of the project

include the redevelopment of approximately 12.5 acres of prime waterfront property, as well as the restoration of the historically significant public space and maritime attraction.

Following his graduation from the University of Notre Dame in 1974, Quinn was appointed the City's Director of Development where he oversaw the planning and development of the original waterfront village at the Erie Basin Marina as well as the initial development of the City's Theater District. Several years later at age 28, Mayor James D. Griffin appointed Quinn as Commissioner of Development -- the youngest person ever to serve as a Commissioner in the City's history.



Quinn left Buffalo in 1982 and worked as a developer in Manhattan and Princeton, N.J., for 10 years until he was recruited by the late Seymour H. Knox III to spearhead the development of the HSBC Arena. Quinn was the vision and driving force behind the design, site acquisition, financing and construction of the project that was completed for the 1996-97 season on time and under budget for \$127 million.

Quinn was appointed President and CEO of the Sabres in 1996 and ran the team during its Northeast Division title season and subsequent advance to the Conference Finals. Quinn left the franchise when the Rigas family of the now defunct Adelphia Communications Company assumed control of the team.

During the NHL lockout, Quinn led the effort to build a new research home for Nobel Laureate Herbert Hauptman in the heart of the Buffalo Niagara Medical Campus. The Hauptman Woodward Institute Medical Research Center is now a highly acclaimed work of architecture and the home to one of the finest structural biology research centers in the world.



DANIEL J. DIPOFI

CHIEF OPERATING
OFFICER/MINORITY OWNER
2008.2009



The 2008-09 NHL season is Dan DiPofi's sixth year as Chief Operating Officer of the Buffalo Sabres and HSBC Arena. In June 2008, DiPofi was granted minority ownership in the Buffalo Sabres and their related companies, a move that was unanimously approved by the NHL Board of Governors.

DiPofi's focus remains on business operations of the NHL team and its 18,690-seat arena. One of DiPofi's ongoing projects is making sure the Sabres continue to thrive under the economic landscape of the NHL's Collective Bargaining Agreement that came into effect in July 2005. Buffalo's success both on and off the ice over the past three seasons has been the catalyst in bringing financial stability to the organization.

After previously serving in several financial capacities with the franchise under the Knox family, DiPofi returned to the Sabres after serving for two years as the Vice President of Business Operations & Finance with the Rochester Sports Group handling the Rochester Americans and the Blue Cross Arena. He also served as the Amerks Alternate Governor to the AHL.

DiPofi graduated from Niagara University in 1984, and subsequently worked as a Public Accountant with Price Waterhouse until being hired by the Sabres as Corporate Controller four years later. After guiding the organization through drastic changes in the NHL's economic structure in the early 1990's, DiPofi was promoted to Vice President of Finance in 1992 and two years later was named Executive Vice President overseeing the long-term financial structure of the franchise. With his extensive financial background, DiPofi played a vital role in the franchise's economic stability as the team and region tackled the construction and funding of the Crossroads Arena project (now, the HSBC Arena). He left the team in 1998 after the Knox family sold the franchise.

DiPofi also serves as Chairman of Horizon Health Management Group, a not-for-profit organization that provides comprehensive services to assist individuals with mental health problems and/or addictions.

Dan and his wife, Janet, reside in Williamsville, NY with daughters: Ellen (18), Sarah (17), and Colleen (14).





GENERAL MANAGER
2008.2009



DARCY REGIER

GENERAL MANAGER

Darcy Regier begins his 12th year as General Manager of the Buffalo Sabres, and he signed a two-year contract extension in September that will keep him in Buffalo through the 2010-11 season. During Regier's tenure, the Sabres have posted a record of 397-302-121 – ninth best in the NHL since 1997-98. Regier has led the franchise through some of its finest seasons – including the Stanley Cup Finals in 1999 and back-to-back Eastern Conference Finals appearances in 2006 and 2007 – while also managing the team through its most difficult times. He has molded the Sabres into one of the most competitive and exciting young teams in professional hockey. Regier and head coach Lindy Ruff make up the longest GM/Coach combination in pro sports and have had more success than any tandem in franchise history.

In recent years, Regier reorganized the Sabres' scouting department, paying immediate dividends in the NHL Entry Draft. Of the 30 players who took to the ice for Buffalo in 2007-08, 20 were acquired through the Entry Draft and had spent some time with the team's AHL affiliate. Among them were Derek Roy, Jason Pominville and Thomas Vanek, Buffalo's top three scorers last season. Vanek was selected fifth overall in 2003, while Roy (32nd) and Pominville (55th) were drafted in the 2nd round of the 2001 Draft. The Sabres were one of just three teams last season whose top three scorers were all 25 years of age or younger. (Washington and Los Angeles were the others.) Roy and Pominville are both signed through the 2013-14 season, while Vanek's contract runs through 2014-15. In addition, the Sabres goaltender Ryan Miller signed a five-year contract extension this summer that will keep him blue and gold through the 2013-14 season.

Buffalo's roster also includes several other players who were drafted in the first or second round since Regier's first draft in 1997, including: Drew Stafford (1st, 2004), Daniel Paille (1st, 2002) and Henrik Tallinder (2nd, 1997). Regier's staff has also done a solid job in the later rounds, with players like goaltender Miller (5th, 1999) and forward Paul Gaustad (7th, 2000) emerging as team leaders both on and off the ice.



The hockey department's success hasn't been limited to draft day. Several trades and free agent signings have landed Buffalo some of their most valuable contributors. Forwards Jochen Hecht and Tim Connolly were acquired in trades, in addition to defenseman Toni Lydman. Jaroslav Spacek was a highly coveted free agent defenseman who signed a three-year deal with Buffalo in 2006.

Prior to joining the Sabres, Regier served in roles with the Islanders as: Director of Hockey Administration, Assistant Coach, and Assistant General Manager. While on Long Island, he supervised the club's amateur development, and saw their International Hockey League affiliate win back-to-back championships (Denver Grizzlies in 1994-95 and then, after moving to Salt Lake City, the Utah Grizzlies in 1995-96). Legendary Islanders' coach Al Arbour, along with Bill Torrey, who served in roles as General Manager, President, Chairman of the Board, and Consultant with New York, were significant contributors to Regier's career in hockey. Regier left the Islanders organization briefly in the 1991-92 season to serve as an assistant coach with the Hartford Whalers.

Born in Swift Current, Saskatchewan, he was the fifth choice (77th overall) of the California Golden Seals in the 1976 Amateur Draft. He appeared in 26 NHL games over the course of three seasons with the Cleveland Barons and the New York Islanders, totaling two assists and 35 PIM. Regier played parts of eight seasons of professional hockey and was a member of three championship teams. In 1982, he was named a First Team All-Star with Indianapolis (IHL), where he learned from one of the people he considers an influence on his hockey life, current Detroit Red Wings Senior Vice President Jim Devellano, then the team's GM.

During his playing career, Regier was involved in the early setup of the Professional Hockey Players' Association.

Darcy and his wife, Katherine, reside in Clarence and have three sons: Jonathan, Justin, and Jarrett.

How the Sabres Were Built

YEAR	DRAFT	TRADE	FREE AGENT
2008		52 Craig Rivet <i>SJ July 4, 2008</i>	40 Patrick Lalime <i>July 1, 2008</i>
2007			
2006	4 Mike Weber <i>2nd Round</i>		6 Jaroslav Spacek <i>July 5, 2006</i>
2005		5 Toni Lydman <i>CGY August 25, 2005</i>	27 Teppo Numminen <i>August 4, 2005</i>
2004	21 Drew Stafford <i>1st Round</i>		
	44 Andrej Sekera <i>3rd Round</i>		
	36 Patrick Kaleta <i>6th Round</i>		
2003	26 Thomas Vanek <i>1st Round</i>		
	38 Nathan Paetsch <i>7th Round</i>		
2002	20 Daniel Paille <i>1st Round</i>	55 Jochen Hecht <i>EDM June 22, 2002</i>	
		22 Adam Mair <i>LA July 24, 2002</i>	
2001	9 Derek Roy <i>2nd Round</i>	19 Tim Connolly <i>NYI June 24, 2001</i>	
	29 Jason Pominville <i>2nd Round</i>		
2000	28 Paul Gaustad <i>7th Round</i>		
1999	30 Ryan Miller <i>5th Round</i>		
1998	76 Andrew Peters <i>2nd Round</i>		
	12 Ales Kotalik <i>6th Round</i>		
1997	10 Henrik Tallinder <i>2nd Round</i>		
	61 Maxim Afinogenov <i>3rd Round</i>		



HEAD COACH
2008.2009



LINDY RUFF

HEAD COACH

Head Coach Lindy Ruff, the longest-tenured coach in the NHL, returns behind the Sabres' bench for the 12th year. Ruff has compiled a record of 397-320-103, with his 397 wins tops among all NHL coaches with their current team. Ruff is also fifth overall among active coaches in wins, and 23rd all-time in NHL career wins.

Ruff, the all-time winningest coach in Sabres' history, has a .591 playoff winning percentage and is the Sabres' all-time leader in playoff games coached (88), and wins (52), surpassing Scotty Bowman's mark of 18 wins (set over five seasons). In only his second season as head coach, Ruff led the 1998-99 Sabres to their first Stanley Cup Finals appearance in 24 years and established himself as one of the league's top coaches. He also achieved a club record that season for the most wins (14) in one playoff year. In the process, Ruff became only the third head coach under the present Stanley Cup Playoff format to lead his team to the Conference Finals in each of his first two seasons.

During the 2006-07, the Sabres' had their finest year under Ruff statistically when the team won a franchise-record 53 games and captured the first Presidents' Trophy in club history, while leading both the Northeast Division and Eastern Conference from wire-to-wire. This was also the first time in franchise history they've posted back-to-back 50-win seasons. Buffalo returned to the Eastern Conference Finals for the second consecutive season, and the fourth time under Ruff's guidance. On April 5, 2007, a Buffalo victory over Ottawa 5-4, made him the 31st coach in NHL history to record 300 career wins, and the 16th in NHL history to reach the milestone with the same team.

Ruff was named to the 2007 NHL All-Star Game for the second time in his career as Head Coach of the Eastern Conference squad, and was runner-up to Vancouver's Alain Vigneault for the Jack Adams Trophy as the NHL's Coach of the Year.

Ruff led the surprising Sabres to the Eastern Conference Finals in 2005-06, where the team lost on the road in Game 7 against the Carolina Hurricanes. For these accomplishments, Ruff was honored by the NHL with the Jack Adams Award as the league's Coach of the Year. Ruff joins Ted Nolan (1997) as the only other head coach in team history to receive this honor.



Buffalo's 1-1 tie vs. N.Y. Islanders on April 3, 2002, was Ruff's 405th game behind the bench, passing Scotty Bowman on the Sabres' all-time games coached list. In his 500th game as the Sabres' head coach, Buffalo picked up a 5-2 win over Anaheim (Oct. 26, 2003). He recorded his first win as Sabres head coach with a 3-1 decision at St. Louis on Oct. 1, 1997.

Hired as the 15th head coach in team history on July 21, 1997, Ruff achieved playoff success that first year which none of his predecessors had ever experienced. The 1997-98 squad set a team record by winning eight-straight playoff games and tied the club mark with 10 playoff wins. The conference finals appearance was the teams' first since 1980, which ironically was Ruff's rookie year with Buffalo.

Based on Buffalo's standing atop the Eastern Conference at the midway point of the 1998-99 season, Ruff earned the right to be behind the bench of the World Team in the 1999 All-Star Game in Tampa Bay. He joined Bowman and Floyd Smith as the only Buffalo coaches to be named as head coach of an All-Star Team.

Ruff was the Sabres' second-round (32nd overall) draft pick in 1979 following a distinguished career as a defenseman with Lethbridge (WHL). He made the team at his first training camp and playing in 63 games during the 1979-80 season and was named the team's rookie of the year. Ruff ranks sixth all-time on the Sabres' regular season list in penalty minutes (1,126) and is tied for 11th in games played (608). In 691 career games, he recorded 105 goals and 195 assists to go with 1,264 penalty minutes.

In his 1981-82, Ruff was converted to play left wing after having been a defenseman throughout his junior career and first two professional seasons. In November 1986, he received perhaps his greatest individual honor as a Sabre when he was named to replace Gilbert Perreault as team captain after the legend's retirement.

Ruff ended his playing career after serving as a player/assistant coach for the 1992-93 season with the San Diego Gulls of the IHL. Head Coach

RUFF'S HEAD COACHING RECORD

YEAR	REGULAR SEASON			PLAYOFFS	
	W	L	T/OT	W	L
1997-98	36	29	17	10	5
1998-99	37	28	17	14	7
1999-00	35	36	11	1	4
2000-01	46	31	5	7	6
2001-02	35	36	11	--	--
2002-03	27	45	10	--	--
2003-04	37	38	7	--	--
2005-06	52	24	6	11	7
2006-07	53	22	7	9	7
2007-08	39	31	12	--	--
TOTALS	397	320	103	52	36

MOST CAREER WINS

ACTIVE NHL COACHES



Mike Keenan	626
Ron Wilson	518
Jacques Lemaire	500
Ken Hitchcock	470
Lindy Ruff	397

MOST CAREER WINS

WITH CURRENT TEAM



Lindy Ruff, Buffalo	397
Barry Trotz, Nashville	324
Craig MacTavish, Edmonton	263
Jacques Lemaire, Minnesota	253
Dave Tippett, Dallas	235

Roger Nielson (who coached Ruff in Buffalo and with the Rangers) tabbed Ruff as one of his assistants for the expansion Florida Panthers for the 1993-94 campaign. As the primary coach of the penalty-killing unit and defensemen, Ruff received many accolades for his work. In just their third season, the over-achieving and hard-working Panthers squad advanced to the 1996 Stanley Cup Finals.

The 48-year-old Ruff and his wife Gaye reside in Clarence, N.Y., with their four children: Brett (19), Eryn (17), and twins Brian and Madeleine (14).



ASSOCIATE COACH

BRIAN McCutcheon



Brian McCutcheon enters his ninth year with Buffalo, and third in the role of Associate Coach. McCutcheon joined the Sabres in 2000 after three successful years as head coach of the Rochester Americans where he led the team to a pair of Calder Cup Finals.

McCutcheon ended his Rochester tenure with a record of 128-82-9 and saw his Amerk teams reach the playoff each season. Under his guidance, the Amerks won back-to-back Western Conference titles and set franchise records for most points (111) and wins (52) during the 1998-99 season. McCutcheon was recognized by his peers for the job he did with the Amerks by being tabbed as runner-up for AHL Coach-of-the-Year in 1999 and 2000.

Prior to joining the Amerks, McCutcheon served as the Head Coach and Director of Player Personnel for the Columbus Chill of the East Coast Hockey League. In his only season with the Chill, he was named the ECHL Coach of the Year after leading them to a 44-21-5 mark, which set franchise records for most wins and most points in a season while winning the North Division title.

Before moving to the pro ranks, McCutcheon was the head coach at his alma mater, Cornell, from 1987 to 1995 and led the Big Red to a 108-105-24 record. As a player, he was a member of the 1970 National Championship team at Cornell; the only team in NCAA history to have an undefeated season at 29-0. McCutcheon was named captain of the 1971 team and was selected to the All-East and All-Ivy teams during his collegiate career. He was inducted into the Cornell University Sports Hall of Fame in 1986.


Prior to coaching at Cornell, McCutcheon coached Elmira College for seven seasons, the last six as the head coach. He posted a 103-60-1 record and was named the 1986 New York State Coach of the Year after guiding Elmira to a number one ranking in NCAA Division III.

During a three-year NHL career with the Detroit Red Wings, McCutcheon appeared in 37 games, recording three goals, one assist and seven penalty minutes.

A Toronto native, he and his wife Susan have two children: Kelly, and Mark, a fifth-round selection of the Colorado Avalanche in the 2003 NHL Entry Draft. Last season, Mark began his professional hockey career as a member of the Lake Erie Monsters of the AHL.

ASSISTANT COACH

JAMES PATRICK




James Patrick enters his third season behind the Sabres bench as an assistant coach. Following a brief stint as Buffalo's skill development coach early in 2005-06, Patrick spent the remainder of that season finishing his playing career in Germany for the Frankfurt Lions. Patrick was a first-round selection (ninth overall) of the New York Rangers in the 1981 NHL Entry Draft. Over his 21-year career with the Rangers, Hartford Whalers, Calgary Flames and Sabres, the 42-year-old native of Winnipeg, Man., scored 639 points (149+490) in 1280 regular season games. Prior to his retirement, Patrick was ranked ninth among active players in games played, and was one of three remaining active players from the first-round of the 1981 Draft. Patrick posted seven consecutive seasons (1985-92) of 40 or more points with the NY Rangers, including a career-high of 71 (14+57) in 1991-92. The 71 points and 57 assists were career-bests for Patrick. He scored a career-high 17 goals in 1987-88. Patrick played six seasons in Buffalo after signing as an unrestricted free agent on June 7, 1998. He scored 74 points (23+51) in 345 regular season games, and added 5 points (1+4) in 38 playoff games. Patrick's career plus/minus total of +104 reflects his steady defensive play. He finished as a minus in just one of six seasons in Buffalo, and in just six of his 21 seasons. Patrick is also a veteran of international competition, having won championships for Team Canada at the 1982 World Junior Championships and 1987 Canada Cup tournaments, and bronze with the 1983 World Junior team. He also represented Canada in the 1984 Winter Olympics, and the 1983, 1987, 1998 and 2002 World Championships.



GOALTENDING COACH

**JIM
CORSI**



Jim Corsi enters his 11th year as the Sabres goaltending coach. His duties with the team involve working with the Sabres NHL netminders as well as the team's prospects throughout the minor leagues. Under his tutelage, many goaltenders including current Sabres goaltender Ryan Miller have benefited tremendously from Corsi's unique style both on and off the ice.

Corsi brings with him over 20 years of experience as a player, coach, manager and hockey analyst. Besides his NHL duties with the Sabres, Corsi also currently works with the Italian National Team program. Previously, he held the position of Goaltending Coach with the Canadian Women's Team (1997-98), Ottawa University (CIAU) (1997-98), Schwenningen HC (Ger/DEL) (1997-98), St. Michael's Majors (OHL) (1994-97), McGill University (CIAU) (1992) and Concordia University (CIAU) (1992-present). Corsi is a member of the Concordia University Athletic Hall of Fame in hockey and soccer.


As a professional player in North America, Corsi played with the Edmonton Oilers and the Minnesota North Stars, as well as the Quebec Nordiques of the WHA. Corsi continued his career overseas, playing international hockey in Europe, Russia, and China from 1980-92. During that time, he was a member of the Italian National Team at the 1984 Winter Olympic Games, and represented Italy several times in the World Ice Hockey Championships.

Corsi is fluent in English, French, Italian and German.

Corsi and his wife Cathy reside in Ile Bizard, Que., with their two sons Stephen and Danny.

STRENGTH AND CONDITIONING COACH

**DOUG
MCKENNEY**



Doug McKenney begins his 13th year with the Sabres' coaching staff. His duties with the team include working on strength and conditioning programs with the NHL club, the AHL affiliate Rochester Americans, Sabres draft choices, as well as on potential draftees. He also works with physical therapists and team doctors on the rehabilitation of all injured players.

McKenney was named the team's first-ever Strength and Conditioning Coach in July 1995 and has been steadily improving the team's performance levels ever since. McKenney places a special emphasis on teaching players nutrition to maintain conditioning throughout the season and make strength gains in the offseason. He has developed recommended menus from local restaurant chains which players can consult to help make smart food choices. McKenney also utilizes computer software to analyze each player's food intake and make suggestions on how they can improve their diets. Before the players leave for the offseason, McKenney, in conjunction with the hockey department, devises a conditioning DVD tailored to each player's individual needs and can track their workouts via the internet. For those players who remain in Buffalo, McKenney supervises their off-season conditioning and skating programs.

McKenney joined the Sabres after serving as the Hartford Whalers strength and conditioning coach for six years. He served in the same capacity for the Pittsburgh Penguins the four years prior.


A 1981 graduate of Springfield College, McKenney taught two years of physical education at Dover High School in New Hampshire where he served on the coaching staff of the school's football team and was elected into the Dover Sports Hall of Fame in September of 2002. He subsequently obtained his master's degree in exercise physiology at Mississippi State University.

Doug and his wife Suzanne reside in Hamburg, N.Y., with their two sons, Matthew (20) and Neil (18).



DIRECTOR OF AMATEUR SCOUTING

KEVIN DEVINE



Kevin Devine begins his 11th year with the Buffalo Sabres, and his third as Director of Amateur Scouting. In this role, he oversees the organization's seven-member amateur scouting staff and is instrumental in making Buffalo's NHL Entry Draft selections.

Prior to becoming the director of amateur scouting, Devine spent six years as a professional scout in the Sabres organization and two as an assistant amateur scout. Before joining the Sabres, he spent three years coaching the Prince Edward Island Senators of the AHL. He also coached in the UHL, with stints in Port Huron and Thunder Bay.

Devine enjoyed an 11-year professional playing career. He spent five years in the WHA, including three with the San Diego Mariners and two with the Indianapolis Racers. He went on to spend six seasons in the New York Islanders organization, where he was a reserve on the organization's first Stanley Cup Championship team.

Devine resides in Buffalo, NY during the hockey season, and spends his off-seasons in Charlottetown, P.E.I.

DIRECTOR OF PRO SCOUTING

JON CHRISTIANO



Jon Christiano is entering his 11th season with the Sabres organization, and his first as Director of Pro Scouting. Prior to his role as a scout, he spent five seasons as an assistant coach with the Rochester Americans, helping lead the team to five playoff berths and two appearances in the Calder Cup Finals.

Before joining the Sabres, Christiano spent four years in the Florida Panthers organization, where he was an assistant coach with the Carolina Monarchs of the AHL for two years. In Florida, he worked with the late Roger Neilson, as well as current Sabres head coach Lindy Ruff. He also worked with Neilson as a member of the New York Rangers organization where he served as video coordinator. Christiano has worked with eight present NHL head coaches over the course of his career.

A native of Buffalo, Christiano spent ten seasons in Italy, coaching both professional and international teams. Since Christiano has served as an assistant coach with the Italian National Team in the Group A World championships. Christiano graduated from Canisius College in 1980 with a degree in management. He and his wife, Linda, currently reside in Grand Island, NY with their children Christiana (17), Natalia (11) and Joseph (5).



DIRECTOR OF AMATEUR SCOUTING OPERATIONS

SCOTT
SCHRANZ




Scott Schranz enters his 12th season in the Sabres organization, and his second as the Director of Amateur Scouting Operations. Schranz has a variety of responsibilities within the amateur scouting department, including scheduling, overseeing the budget, and NHL Entry Draft preparation.

Schranz has held numerous positions throughout his tenure with the Sabres. After spending four years as an intern, he spent two years in the public relations department and has been in the hockey department for the past four years. He was instrumental in developing the Sabres' video scouting system, and still oversees the technical aspects of it.

Scott currently resides in Hamburg, NY.

ASSISTANT TO THE GENERAL MANAGER

MARK
JAKUBOWSKI




Mark Jakubowski begins his fourth year with the Sabres and second as the Director of Hockey Administration. His responsibilities include statistical analysis and contract research relating to player negotiations and arbitrations, managing player transfers, team roster administration, and all matters relating to compliance with the NHL Collective Bargaining Agreement and other NHL agreements.

Jakubowski graduated with an economics degree from the University of Rochester, where he also played baseball. He resides in Hamburg, NY.

ADMINISTRATIVE ASSISTANT COACH

COREY
SMITH



Corey Smith returns to the organization for his fourth season as Administrative Assistant Coach. As the team's Administrative Assistant Coach, he is responsible for all of the video editing and analysis of games, as well as pre-scouting each opponent. Smith is also involved in various other hockey department issues, including organizing travel schedules and statistical analysis.

Smith, a graduate of SUNY Cortland joined the Sabres in January 2005 as a Hockey Video Analyst in the team's hockey department. Smith was promoted to his new position in January 2006. The Buffalo, NY native is the son of former Sabres' forward Derek Smith.

ATHLETIC TRAINER

TIM
MACRE



Macre enters his fourth season with the Sabres after spending the previous nine years in the New York Rangers organization. Macre was the Head Athletic Trainer for the Hartford Wolf-Pack and the Binghamton Rangers in the American Hockey League. Among the highlights in his tenure with the Wolf-Pack was the 2000 Calder Cup championship and the 2001 AHL All-Star Classic in Wilkes-Barre/Scranton. A 1994 graduate of Bowling Green University, Macre also spent some time teaching at Monroe Community College in Rochester, NY. In addition to his Athletic Training certification, Tim is also a certified Strength and Conditioning Specialist.

Macre resides in Lancaster, NY., with his wife Katie and their son Andrew.



EQUIPMENT MANAGER

**RIP
SIMONICK**



Robert "Rip" Simonick is entering his 39th year with the organization as Buffalo's Equipment Manager. His main duties include the purchasing and maintenance of all the players' equipment and upkeep of the locker room. Having been with the Sabres since the team's first days in the NHL, Rip counts the 1975 and 1999 Stanley Cup Finals among his favorite moments. Rip and his wife Mary Ann reside in Buffalo, NY.

EQUIPMENT MANAGER

**DAVE
WILLIAMS**



David Williams returns for his fourth season with the Sabres as an Equipment Manager. Among his many duties, Williams is responsible for the purchase and inventory of all equipment and uniforms for the team.

Before joining the Sabres, Williams was the Head Equipment Manager for the Rochester Americans from 1998-2005. Williams graduated from Plattsburgh State, where he was a Student Manager with the university's hockey team from 1992-1995. Upon graduation, Williams was named the Head Equipment Manager for the Knoxville Cherokees in the East Coast Hockey League in 1995. Williams followed the team upon relocation to Florence, SC., to work for the PeeDee Pride in 1997.

Williams resides in Rochester, NY with his wife Tammy and children Maxwell (5) and Marni (3).

ASSISTANT EQUIPMENT MANAGER


**GEORGE
BABCOCK**



George Babcock is entering his 16th season with the Sabres training staff. As the assistant equipment manager his duties include handling equipment issues and repairs, arranging transportation for the visiting teams, locker room setup and the day-to-day supplies needed by the team at both HSBC Arena and the Amherst Pepsi Center. Before joining the Sabres, Babcock assisted the team at their practice facility Sabreland. Babcock is a graduate of Starpoint High School. He resides in Williamsville, NY.

MASSAGE THERAPIST

**CHUCK
GARLOW**



Chuck Garlow enters his seventh season as the team's massage therapist. Prior to joining the Sabres training staff, Garlow spent five seasons with the Buffalo Blizzard in the same capacity. In 1995, he earned his New York State license from NYIM and gained his national certification upon graduation. He also has a BA from SUNY at Fredonia. Garlow has his own practice in Lewiston, NY. He is a native of Ransomville, NY.




SCOUTING DEPARTMENT




BO BERGLUND
Amateur Scout



CRAIG BENNING
Amateur Scout



NIK FATTEY
Amateur Scout




KIM GELLERT
Amateur Scout




IOURI KHMYLEV
Amateur Scout




AL MACADAM
Amateur Scout




PAUL MERRITT
Amateur Scout




ERIC WEISSMAN
Amateur Scout



DENNIS MILLER
Pro Scout




RYAN VINZ
Pro Scout



MICHAEL BIRMINGHAM
Coordinator of Hockey Operations


MEDICAL STAFF



LES BISSON
Medical Director



NICHOLAS AQUINO, M.D.
Doctor



WILLIAM HARTRICH, M.D.
Doctor



STEVEN JENSON, D.D.S.
Oral Surgeon



DANIEL YUSTIN, D.D.S., M.S.
Team Dentist



JOHN BUTSCH, M.D.
Team Doctor Emeritus

SALES AND BUSINESS DEVELOPMENT



JOHN LIVSEY, JR.
VP Sales & Business Development



JOE FOY
Senior Account Manager



CHRIS LUTEREK
Senior Account Manager



ROB NUGENT
Director of Corporate Fulfillment



GARY MUXWORTHY
Director of Sales & Marketing Rochester



FINANCE, ADMINISTRATION




CHUCK LAMATTINA
*Director of Finances
& Administration*



CHRISTINE IVANSITZ
Accounting Manager



BIRGID HAENSEL
*Payroll & Human
Resource Manager*



KIM BINKLEY
*Accounts
Payable Clerk*



ERICA DELMONTE
Receptionist



ANN PASTWICK
Receptionist

LEGAL DEPARTMENT



DAVE ZYGAJ
*Director of
Legal Affairs &
Human Resources*



NADINE LAWICKI
Executive Assistant

BROADCAST AND PRODUCTION



MATT GOULD
Executive Producer




CHRISANNE BELLAS
*Director of
Broadcast Services*



JOE PINTER
Staff Producer



DOUG KENNEDY
Broadcast Director



JEFF HILL
*Scoreboard Director/
Editor*



DREW BOEING
Feature Editor



MARK BLASZAK
*Videographer
& Editor*



MARKETING DEPARTMENT



ROBERT KOPACZ
Director of Marketing



FRANK CRAVOTTA
Director of Creative Services



JENIFER DUNFORD
Dir. of Game Presentation & Special Events



TOM MATHENY
Database Marketing Manager



VICKI SITEK
Graphic Artist



ROBERT NEUMANN
Game Presentation Coordinator



JACQUELINE TOLLAR
Promotions Coordinator



SCOTT MINER
Website Manager



ERIN POLLINA
Website Content Coordinator


PUBLIC AND COMMUNITY RELATIONS



MICHAEL GILBERT
Director of Public Relations



KEVIN SNOW
Mgr. of Publications & Hockey Information



RICH JURELLER
Manager of Community Relations



CHRIS BANDURA
Coordinator of Media Relations



TERESA BELBAS
Community Relations Coordinator



ED GRUDZINSKI
Mascot Coordinator



BILL WIPPERT
Team Photographer



GILBERT PERREULT
Corporate & Community Relations Liaison



LARRY PLAYFAIR
Director of Alumni Relations



CHRIS OSTRANDER
Graduate Assistant



SABRETOOTH
Mascot



TICKET AND SALES OPERATIONS



JOHN SINCLAIR
*Director of Ticket
Operations & Services*



MIKE TOUT
*Account Services
Manager*



MARTY MALONEY
Box Office Manager



GRETCHEN KNOTT
*Box Office
Coordinator*



RYAN HANDLEY
*Box Office
Coordinator*




ROXANNE ANDERSON
*Account Services
Representative*



ANDREA KEANE
*Account Services
Representative*



LISA JACOBS
*Account Services
Representative*




MELISSA RUGG
*Account Services
Representative*



SARAH KRETZ
Account Executive



MICHELLE MITCHELL
*Coordinator of
Suite Services*



JOE CROZIER
Special Consultant


MERCHANDISE DEPARTMENT




MIKE KAMINSKA
*Director of
Merchandise*



GLENN BARKER
*Merchandise Manager
Inventory Control*



JEFF SMITH
*Merchandise Manager
Event Sales*



ALEC MOSLOW
Store Manager



HSBC ARENA PERSONNEL



STAN MAKOWSKI
Director of Arena Operations



THOMAS AHERN
Director of Arena Services



JENNIFER VAN RYSDAM
Director of Event Booking



CHRISTINE ADAMCZYK
Arena Marketing Manager



KEVIN SYLVESTER
Director of Amateur Athletics



MATT RABINOWITZ
Event Manager



BETH GUILIANI GATTO
Event Manager



CHRISTINE PORTO
Administrative Asst. Dept. of Operations



MIKE QUEENO
Manager of Technical Communications



RAY RIEL
Manager of Technical Communications




BARRY BECKER
Chief Engineer



BRIAN DRABEK
Assistant Chief Engineer



RICHARD ARCANGEL III
Maintenance Crew



MICHAEL DESTINO
Maintenance Crew



DENNIS HOOPER
Building Services Manager



PETE CICERO
Utility Crew Foreman



RODNEY BAILEY
Utility Crew



JASON SATTEBERG
Utility Crew



RON HUDSON
Utility Crew



MARC BRENNER
Security Manager



JAMES MCDUFFIE
Security



DAVE ZAPOROWSKI
Security



DIRECTOR OF PUBLIC RELATIONS

phone: **716.855.4526** email: **michael.gilbert@sabres.com**

**MICHAEL
GILBERT**




Michael Gilbert begins his 12th season with the Sabres organization, serving as the Director of Public Relations. Gilbert oversees the Public Relations Department for the Sabres, as well as for the Buffalo Bandits (NLL) and the community relations, youth hockey and fan development for the organizations. Prior to joining the Sabres, Gilbert was the Director of Public Relations for the New Jersey Devils from 1995-1997. He was part of a staff in New Jersey that earned the Professional Hockey Writers' Association's Dick Dillman Award for excellence in public relations for the 1996-97 season. Gilbert's success followed him to the Sabres where the Communications Department was acknowledged with the Dillman Award in 1997-98. Before his move to the NHL, Gilbert was the Assistant Director of Public Relations for the NFL's Philadelphia Eagles for four years (1991-95), assisting with the day-to-day operations of that team's PR department. His football background also includes stints as Assistant Director of Public Relations for the Raleigh-Durham Skyhawks of the WFLA (1990) and as a graduate assistant with the Buffalo Bills (1988-90). The move to the Sabres represented a homecoming for Gilbert, who grew up in the Buffalo suburb of Tonawanda. He graduated from Canisius College in Buffalo with degrees in communications and history. He and his wife Amy reside in Amherst, N.Y., with their sons, Mark (9) and Jack (7), and daughter, Grace (5).

MGR OF PUBLICATIONS AND HOCKEY INFORMATION

phone: **716.855.4509** email: **kevin.snow@sabres.com**

**KEVIN
SNOW**




Kevin Snow is now in his fourth season with the Sabres' as the team's Manager of Publications & Hockey Information. He is the editor of the media guide, yearbook and game night program; prepares the game notes for each game; writes press releases, coordinates media credentials and manages the press box on game nights. Prior to joining the Sabres he was the Communications Coordinator for WNED-TV in Buffalo (2002-04), and was a Sports Reporter with the Associated Press (2002). Before relocating to Buffalo in 2000, he worked at TV Guide Canada in Toronto where he was the Sports Columnist (1994-98) and Sports Editor (1998-2000). Snow has also worked as a freelance writer, where his work has appeared in a variety of sports and entertainment publications. Born in Calgary, Alta., and raised in Mississauga, Ont., Snow graduated from the Print Journalism program at Sheridan College (Oakville, Ont.) in 1991. He and his wife Christine live in Buffalo, N.Y., with their daughter, Alexandra (6).

COORDINATOR OF MEDIA RELATIONS

phone: **716.855.4515** email: **chris.bandura@sabres.com**

**CHRIS
BANDURA**



Chris Bandura enters his fourth season as the Sabres Coordinator of Media Relations. As the primary contact between the team and the media at home and on the road, he is responsible for arranging interviews, coordinating press conferences and assisting in game-day operations. Before joining the Sabres, Bandura spent two years as the Media Relations Coordinator for the Rochester Sports Group, which includes the Rochester Americans hockey team (AHL), Rochester Raging Rhinos soccer team (USL First Division), Rochester Knighthawks (NLL) and Rochester Rattlers (MLL). Prior to his stint in Rochester, Bandura was the Vice President of Operations for the Columbus Landsharks of the National Lacrosse League (2001-03). He is also spent time in the NLL Front Office as the Director of Media Relations (1999-2000). A 1999 graduate of Utica College of Syracuse University, Bandura was born and raised in Cheektowaga, NY. He and his wife, Kimberly, reside in West Seneca, NY, with their daughter Rosalie (2).

GRADUATE ASSISTANT

phone: **716.855.4562** email: **chris.ostrander@sabres.com**

**CHRIS
OSTRANDER**



THE PLAYERS





#	FORWARDS	POS	Ht	Wt	S	BIRTHPLACE	DATE	07-08 TEAM	GP	G	A	Pts	PIM
72	Adam, Luke	C	6-2	203	L	St. John, Newfoundland	6-18-90	St. John's (QMJHL)	70	36	30	66	72
61	Afinogenov, Maxim	RW	6-0	191	L	Moscow, Russia	9-4-79	Buffalo Sabres	56	10	18	28	42
64	Bonneau, Jimmy	LW	6-3	220	R	Baie-Comeau, Quebec	3-22-85	Hamilton (AHL)	6	1	0	1	5
54	Bouck, Tyler	C	6-0	196	L	Camrose, Alberta	1-13-80	Portland (AHL)	79	11	18	29	86
82	Byron, Paul	C	5-9	144	L	Ottawa, Ontario	4-27-89	Gatineau (QMJHL)	52	37	31	68	25
19	Connolly, Tim	C	6-0	191	R	Syracuse, New York	5-7-81	Buffalo Sabres	48	7	33	40	8
24	Darche, Mathieu	LW	6-1	220	L	St. Laurent, Quebec	11-26-76	Tamp Bay Lightning	73	7	15	22	20
63	Ennis, Tyler	C	5-9	146	L	Edmonton, Alberta	10-6-89	Medicine Hat (WHL)	70	43	48	91	42
46	Fretter, Colton		5-10	187	R	Harrow, Ontario	3-12-82	Bridgeport (AHL)	19	9	2	11	14
28	Gaustad, Paul	C/LW	6-4	229	L	Fargo, North Dakota	2-3-82	Buffalo Sabres	82	10	26	36	85
42	Gerbe, Nathan	C	5-5	160	L	Oxford, Michigan	7-24-87	Boston College (NCAA)	43	35	33	68	65
47	Gogulla, Philip	LW	6-2	176	L	Dusseldorf, Germany	7-31-87	Cologne (DEL)	51	11	33	44	30
55	Hecht, Jochen	LW	6-1	191	L	Mannheim, Germany	6-21-77	Buffalo Sabres	75	22	27	49	38
32	Hunter, Dylan	LW	6-0	198	L	Quebec City, Quebec	5-21-85	Rochester (AHL)	70	20	27	47	69
36	Kaleta, Patrick	RW	5-11	195	R	Buffalo, New York	6-8-86	Buffalo Sabres	40	3	2	5	41
								Rochester (AHL)	29	1	3	4	109
58	Kennedy, Tim	LW	5-10	176	L	Buffalo, New York	4-30-86	Michigan St. (NCAA)	42	20	23	43	50
12	Kotalik, Ales	RW	6-1	227	R	Jindrichuv Hradec, Czech Rep.	12-23-78	Buffalo Sabres	79	23	20	43	58
83	Lagace, Jacob	LW	5-11	190	R	Beloil, Quebec	1-9-90	Chicoutimi (QMJHL)	67	23	39	62	40
41	MacArthur, Clarke	LW	5-11	178	L	Lloydminster, Alberta	4-6-85	Buffalo Sabres	37	8	7	15	20
25	Mancari, Mark	RW	6-3	225	R	London, Ontario	7-11-85	Rochester (AHL)	80	21	36	57	78
22	Mair, Adam	RW	6-1	208	R	Hamilton, Ontario	2-15-79	Buffalo Sabres	72	5	12	17	66
49	Murphy, Colin	LW	6-0	195	L	Fort McMurray, Alberta	4-11-80	Toronto (AHL)	68	11	27	38	152
20	Paille, Daniel	LW	6-0	197	L	Welland, Ontario	4-15-84	Buffalo Sabres	77	19	16	35	14
76	Peters, Andrew	LW	6-4	247	L	St. Catharines, Ontario	5-5-80	Buffalo Sabres	44	1	1	2	100
29	Pominville, Jason	RW	6-0	186	R	Repentigny, Quebec	11-30-82	Buffalo Sabres	82	27	53	80	20
9	Roy, Derek	C	5-9	188	L	Ottawa, Ontario	5-2-83	Buffalo Sabres	75	21	42	63	60
15	Schutz, Felix	C	5-11	187	L	Erding, Germany	11-3-87	Ingolstadt ERC (DEL)	46	12	13	25	76
21	Stafford, Drew	RW	6-1	202	R	Milwaukee, Wisconsin	10-30-85	Buffalo Sabres	64	16	22	38	51
26	Vanek, Thomas	LW	6-2	207	R	Graz, Austria	1-19-84	Buffalo Sabres	82	36	28	64	64
59	Vatri, Josh	RW	6-1	192	R	Barrie, Ontario	8-13-87	Kingston (OHL)	5	0	0	0	0
71	Whitmore, Derek	LW	5-11	185	L	Rochester, New York	12-17-84	Bowling Green (NCAA)	38	27	10	37	33
								Rochester (AHL)	8	1	0	1	2
8	Zagrapan, Marek	C	6-1	198	L	Presov, Slovakia	12-6-86	Rochester (AHL)	76	18	22	40	66
#	DEFENSE	POS	Ht	Wt	S	BIRTHPLACE	DATE	07-08 TEAM	GP	G	A	Pts	PIM
50	Baier, Paul	D	6-0	225	R	North Kingstown, RI	2-2-85	Rochester (AHL)	9	1	3	4	5
81	Brennan, TJ	D	6-0	204	L	Willingboro, New Jersey	4-3-89	St. John's (QMJHL)	65	16	25	41	92
34	Butler, Chris	D	6-1	178	L	St. Louis, Missouri	5-23-86	U of Denver (NCAA)	41	3	14	17	38
33	Card, Mike	D	6-1	195	R	Kitchener, Ontario	2-18-86	Rochester (AHL)	23	1	4	5	32
62	Crawford, Nick	D	6-1	188	L	Brampton, Ontario	2-23-90	Saginaw (OHL)	68	4	16	20	58
3	Funk, Michael	D	6-4	199	L	Abbotsford, B.C.	8-15-86	Buffalo Sabres	4	0	0	0	0
								Rochester (AHL)	58	0	10	10	104
17	Gagnani, Marc-Andre	D	6-2	192	L	Montreal, Quebec	3-11-87	Buffalo Sabres	2	0	0	0	4
								Rochester (AHL)	78	14	38	52	38
37	Kostka, Mike	D	6-2	210	R	Ajax, Ontario	11-28-85	UMASS (NCAA)	36	9	12	21	20
								Rochester (AHL)	1	0	0	0	2
5	Lydman, Toni	D	6-1	202	L	Lahti, Finland	9-25-77	Buffalo Sabres	82	4	22	26	74
57	Myers, Tyler	D	6-7	204	R	Houston, Texas	2-1-90	Kelowna (WHL)	65	6	13	19	97
27	Numminen, Teppo	D	6-2	197	R	Tampere, Finland	7-3-68	Buffalo Sabres	1	0	0	0	0
38	Paetsch, Nathan	D	6-1	198	L	LeRoy, Saskatchewan	3-30-83	Buffalo Sabres	59	2	7	9	27
73	Schiestel, Drew	D	6-1	180	R	Hamilton, Ontario	3-9-89	Niagara (OHL)	68	8	29	37	40
44	Sekera, Andrej	D	6-0	200	L	Bojnice, Slovakia	6-8-86	Buffalo Sabres	37	2	6	8	16
								Rochester (AHL)	40	2	15	17	22
52	Rivet, Craig	D	6-2	210	R	North Bay, Ontario	9-13-74	San Jose Sharks	74	5	30	35	104
78	Southern, Jordan	D	6-2	185	L	Montreal, Quebec	5-15-90	PEI (QMJHL)	69	12	19	31	70
6	Spacek, Jaroslav	D	5-11	206	L	Rokycany, Czech Republic	2-11-74	Buffalo Sabres	60	9	23	32	42
10	Tallinder, Henrik	D	6-3	214	L	Stockholm, Sweden	1-10-79	Buffalo Sabres	71	1	17	18	48
4	Weber, Mike	D	6-2	199	L	Pittsburgh, Pennsylvania	12-16-87	Buffalo Sabres	16	0	3	3	14
								Rochester (AHL)	59	1	13	14	178
#	GOALTENDERS	POS	Ht	Wt	S	BIRTHPLACE	DATE	07-08 TEAM	GP	W-L-OT	GAA		
35	Boutin, Jonathan	G	6-2	206	L	Granby, Quebec	3-28-85	Norfolk (AHL)	38	13-18-3	3.31		
53	Dennis, Adam	G	5-11	183	L	Toronto, Ontario	2-8-85	Rochester (AHL)	46	17-26-2	3.18		
31	Enroth, Jhonas	G	5-10	174	L	Stockholm, Sweden	6-25-88	Sodertalje (Sweden)	27	10-14-3	2.13		
40	Lalime, Patrick	G	6-3	189	L	St-Bonaventure, Quebec	7-7-74	Chicago Blackhawks	32	16-12-2	2.82		
30	Miller, Ryan	G	6-2	175	L	East Lansing, Michigan	7-17-80	Buffalo Sabres	76	36-27-10	2.64		
35	Scott, Ryan	G	5-10	195	L	Williamsville, NY	4-8-83	Oswego (NCAA)	23	15-6-1	2.04		

GM: Darcy Regier **Goaltender Coach:** Jim Corsi **Assistant Equipment Manager:** George Babcock
Head Coach: Lindy Ruff **Strength & Conditioning Coach:** Doug McKenney
Associate Coach: Brian McCutcheon **Administrative Coach:** Corey Smith **S - Shoots**
Assistant Coach: James Patrick **Equipment Managers:** Rip Simonick & Dave Williams **C - Catches**

MAXIM AFINOGENOV

61 RIGHT WING
ACQUIRED 1997

BORN: September 4, 1979
in Moscow, Russia



CAREER HIGHLIGHTS:

GOALS: 3, 1/14/06 vs. LA
ASSISTS: 3 (2x) Most recent, 3/13/07 @ PIT
POINTS: 4, four times. Most recent, 1/14/06 vs. LA (3+1)
PIM: 17, 10/28/01 @ CBJ
LONGEST POINT STREAK: 8 games; 12/5/00 vs. ANA to 12/23/00 vs. ANA (6+4)

CAREER TRANS ACTIONS:

Buffalo's third-round draft choice (69th overall) in the 1997 NHL Entry Draft.

2007-2008 REGULAR SEASON:

Games missed due to injury: 25; groin... Scored his 300th career point on December 14... Played in his 500th game of his NHL career on December 26... Recorded six multi-point games including a season high three-point game (2+1) against Philadelphia (3/4).

NHL CAREER:

2006-07: Second consecutive 20-goal season and third of his career... Multi-point games: 17... Missed 21 games with broken wrist; 5 games with shoulder injury... First 41 games of the season -- 45 points (19+26) in 36 games... Scored 20th goal @ CHI (1/10)... Had career-high four assists and five points (1+4) vs. PHIL (10/17)... **2007 PLAYOFFS:** Finished with career-high nine points (5+4) in 15 games... Had four points (1+3) in five games vs. NYI... Scored the GWG in Game 5 vs. NYI (4/20)... Had one goal in five games vs. NYR... Scored the GWG in overtime of Game 5 vs. NYR (5/4)... Had three goals and an assist in five games against OTT... **2005-06:** Sabres leading scorer with career-best 73 points and 51 assists... Tops on Sabres with two overtime GWG and two shootout deciding goals... Had a team-high 18 multi-point games... Scored 15 points (3+12) in eight consecutive games from 4/3 to 4/18... Had four points (1+3) vs. Ottawa (4/5)... Had two points (1+1) and shootout deciding goal @ Toronto (4/3)... Scored a penalty shot goal and added two assists vs. Boston (3/12)... Scored GWG and added one assist @ Edmonton (1/16)... Scored two points (1+1) vs. NY Islanders (12/26), giving him points in four straight games... Had one assist @ Florida (12/22) to extend his point streak to three games (1+4)... Scored shootout deciding goal and added one assist in 2-1 SO win @ Philadelphia (12/19)... Tied his career-high with three points (1+2) vs. Pittsburgh (12/17)... Scored GWG in 3-2 OT win vs. Anaheim (12/8)... **2006 PLAYOFFS:** Eight points (3+5) in 18 games... **2004-05:** Played with Dynamo Moscow in the Russian Super League, collecting 27 points (13+14) in 36 games... Represented Russia at 2005 World Championships in Austria, scoring three goals and two assists in nine games... **2003-04:** Tied career-best with three power-play goals... Picked up five multi-point games... Registered first-ever NHL hat trick in 7-1 win vs. Washington (12/31)... Netted GWG @ Chicago (12/03) for fourth point (2+2) in three games... Had two assists vs. Florida (11/28) for first multi-point game of season... **2002-03:** Missed season's first 46 games after suffering a concussion during off-season training... Returned to lineup in 4-0 win vs. Toronto (1/24)... **2001-02:** Set career highs with 21 goals and 40 points... Established career high with 17th goal of season in 2-2 tie @ Carolina (1/29)... Had career-long six-game point streak from @ Dallas (12/12) to @ Toronto (5+4)... Tied career high with two goals in 3-2 (OT) win vs.



HEIGHT: 6 ft 0 in WEIGHT: 191

SHOOTS: Left

LAST AMATEUR CLUB:
Moscow Dynamo (Russia)

vs. NHL

TEAM	GP	G	A	TP	PIM
ANA	8	2	1	3	4
ATL	26	8	11	19	28
BOS	39	12	22	34	16
CGY	8	4	3	7	14
CAR	28	7	10	17	25
CHI	7	5	2	7	4
COL	7	1	1	2	2
CBJ	6	2	1	3	4
DAL	7	1	3	4	4
DET	8	1	4	5	16
EDM	7	2	2	4	17
FLA	25	2	13	15	18
LA	9	3	2	5	2
MIN	4	2	2	4	15
MON	44	7	18	25	42
NSH	7	4	0	4	6
NJ	24	8	6	14	22
NYI	26	7	11	18	16
NYR	25	5	11	16	10
OTT	38	10	13	23	28
PHI	23	6	10	16	17
PHX	6	1	1	2	4
PIT	23	5	9	14	18
SJ	7	2	2	4	2
STL	9	0	0	0	6
TB	27	6	2	8	23
TOR	38	7	15	22	22
VAN	9	0	1	1	8
WSH	27	8	10	18	27
NHL TOTALS	521	128	186	314	420

Carolina (12/14). **2000-01**: Tied for team high five GWG... Had four-game point streak (2+4) beginning @ Atlanta (2/13) and ending against Ottawa (2/19)... Scored back-to-back OT goals @ Ottawa (2/10) and vs. N.Y. Islanders (2/07) ... Had five-game point streak (4+3) from vs. N.Y. Islanders (11/09) to vs. Minnesota (11/17)... Scored two PPGs in 3-2 (OT) win vs. Calgary (11/13)... Had three-game point streak (1+2) from vs. Chicago (10/05) to @ Edmonton (10/13)... **2001 PLAYOFFS**: Scored goal in Game Six @ Pittsburgh (5/08)... Scored first playoff goal in Game Five @ Philadelphia (4/19)... **1999-00**: Finished tied for eighth in rookie points (34) and tied for eighth in rookie goals (16)... Scored two goals in 8-1 win vs. Toronto (1/01)... Scored GWG in 2-1 win vs. Chicago (12/10)... Scored two goals (1 ENG) and added an assist in 4-0 win @ Atlanta (11/19)... Scored first career NHL goal and added assist (on PP) in first NHL game, a 6-2 win vs. Boston (11/10)... Led AHL in rookie scoring (15 GP, 18 points (6+12), 8 PIM, +5 with 2 GWG) at time of recall... Multi-point games: 8. **1998-99**: Selected Top Forward at 1999 World Junior Championships... Recorded 16 points in 16 playoff games with Dynamo. **1997-98**: Scored five points in seven games at the 1998 World Junior Championships. **1996-97**: Scored gold medal-winning goal for Russia in OT at 1997 World Junior Championships.

PERSONAL FILE:

Nickname – Max... Lists Wayne Gretzky as his boyhood idol... Enjoys to play tennis in his free time... Some of his favorites include Friends (TV show), Godfather (Movie), Al Pacino (actor), U2 (band), Hutch's (Buffalo Restaurant)... Says Montreal's Andrei Markov is his best friend in the NHL.

CAREER STATS

REGULAR SEASON


PLAYOFFS

SEASON	TEAM	LEAGUE	GP	G	A	TP	+/-	PIM	PP	SH	GW	GT	S	S%	GP	G	A	TP	PIM
1996-97	Mosc. D'amo	Russia	29	6	5	11	--	10	--	--	--	--	--	--	4	0	2	2	0
1997-98	Russia	WJC-A	7	3	2	5	--	4	--	--	--	--	--	--	--	--	--	--	--
	Mosc. D'amo	EuroHL	6	3	1	4	--	27	--	--	--	--	--	--	--	--	--	--	--
	Mosc. D'amo	CIS	35	10	5	15	--	53	--	--	--	--	--	--	--	--	--	--	--
1998-99	Mosc. D'amo	CIS	38	8	13	21	--	24	--	--	--	--	--	--	16	10	6	16	14
	Russia	WJC-A	7	3	5	8	--	0	--	--	--	--	--	--	--	--	--	--	--
1999-00	Rochester	AHL	15	6	12	18	5	8	0	0	2	0	60	10.0	--	--	--	--	--
	Buffalo	NHL	65	16	18	34	-4	41	2	0	2	0	128	12.5	5	0	1	1	2
2000-01	Buffalo	NHL	78	14	22	36	1	40	3	0	5	0	190	12.1	11	2	3	5	4
2001-02	Buffalo	NHL	81	21	19	40	-9	69	3	1	0	0	234	9.0	--	--	--	--	--
2002-03	Buffalo	NHL	35	5	6	11	-12	21	2	0	2	0	77	6.5	--	--	--	--	--
2003-04	Buffalo	NHL	73	17	14	31	-4	57	3	0	4	1	148	11.5	--	--	--	--	--
2004-05	Dynamo	Russia	36	13	14	27	7	91	--	--	--	--	--	--	--	--	--	--	--
2005-06	Buffalo	NHL	77	22	51	73	6	84	11	0	3	--	241	9.1	18	3	5	8	10
	Russia	Olympics	8	0	1	1	--	10	--	--	--	--	--	--	--	--	--	--	--
2006-07	Buffalo	NHL	56	23	38	61	19	66	7	0	3	--	151	15.2	15	5	4	9	6
2007-08	Buffalo	NHL	56	10	18	28	-16	42	1	0	1	0	114	8.8	--	--	--	--	--
	NHL Totals		521	128	186	314	-19	420	32	1	20	1	1283	9.9	49	10	13	23	22
	Buffalo Totals		521	128	186	314	-19	420	32	1	20	1	1283	9.9	49	10	13	23	22

TIM CONNOLLY

19 CENTER
ACQUIRED 2001

BORN: May 7, 1981
in Syracuse, New York



CAREER HIGHLIGHTS:

GOALS: 2, twice. Most recent, 4/8/06 vs. Ottawa
ASSISTS: 4, 1/13/01 vs. Pittsburgh
POINTS: 4, 1/13/01 vs. Pittsburgh
PIM: 4, seven times. Most recent, 4/2/03 vs. Atlanta
LONGEST POINT STREAK: Seven games, 1/06/01 vs. Phoenix to 1/19/01 @ Minnesota, (4+6=10)

CAREER TRANS ACTIONS:

Acquired from New York Islanders along with Taylor Pyatt in exchange for Michael Peca, June 24, 2001; originally selected by N.Y. Islanders in the 1st round (5th overall) in the 1999 Entry Draft.

2007.2008 REGULAR SEASON:

Games missed due to injury: 34; hip (27); abdominal strain (5); flu (2)... Recorded one assist in the 400th game of his NHL career against Tampa Bay (10/27)... Was sixth on the team in scoring with 40 points (7+33)... His 33 assists ranked third on the team... Recorded a season high three points (0+3) in a 4-3 OT win against Tampa Bay (2/20).

NHL CAREER:

2006-07: Made season debut at Washington (4/7) and scored his first goal of the year... Missed 80 games due to injury... Placed on Long-Term IR (10/31) while recovering from post-concussion symptoms related to the head injury suffered in Game 2 of the 2006 Eastern Conference semifinals... **2007 PLAYOFFS:** Had nine points (0+9) in 16 games... Had three points (0+3) in five games vs. NYI... Collected four assists in six games vs. NYR... Had two assists in five games vs. OTT... Picked up an assist on Briere's goal at 19:54 of third period to send Game 2 vs. OTT (5/12) to overtime... Assisted on Drury's GWG in Game 4 at OTT (5/16)... **2005-06:** Played in 63 games, with career highs in goals (16), assists (39) and points (55)... Scored two goals and added an assist @ Ottawa (4/8)... Scored goal and added two assists @ Montreal (12/1)... Scored a power-play goal and had one assist vs. Montreal (11/25)... Had one goal and two assists vs. Washington (11/17)... Scored two goals including GWG, and added one assist vs. Toronto (11/11)... Scored GWG and had one assist @ NY Islanders (10/29)... Scored first goal of the season and added one assist @ Boston (10/20)... This was Connolly's first regular season game since 4/2/03 vs. Atlanta after serving a two-game suspension for high-sticking, and missing the entire 2003-04 season due to post-concussion syndrome... **2006 PLAYOFFS:** 11 points (4+7) in eight games... Suffered concussion in Game 2 @ Ottawa (5/8)... Scored three points (2+1) including tying goal with 10.7 left in the game @ Ottawa (5/5)... Had two points (1+1) including GWG vs. Philadelphia (4/30)... One goal and one assist @ Philadelphia (4/26)... Had two assists vs. Philadelphia (4/24)... Scored one goal vs. Philadelphia (4/22)... **2004-05:** Played 16 games for HC Langnau in the Swiss league, recording 11 points (8+3)... **2003-04:** Missed entire regular season due to post-concussion syndrome, following concussion sustained in preseason game against Chicago (10/02) in Rochester... **2002-03:** Suspended (four games) by the NHL for a high-sticking incident vs. Atlanta (4/02), served two games (Boston, 4/05 and New Jersey, 4/06)... Had played in 286 consecutive games before suspension... Recorded six multi-point games, including in season's first two contests... Scored the game-winning goal vs. Atlanta (4/02) and also



HEIGHT: 6 ft 1 in WEIGHT: 190

SHOOTS: Right

LAST AMATEUR CLUB:
Erie (OHL)

vs. NHL

TEAM	GP	G	A	TP	PIM
ANA	7	1	3	4	6
ATL	19	7	9	16	8
BOS	24	4	14	18	14
BUF	8	2	1	3	6
CGY	7	1	1	2	2
CAR	21	3	9	12	6
CHI	7	1	4	5	2
COL	7	2	4	6	0
CBJ	7	0	0	0	2
DAL	8	1	1	2	6
DET	7	1	4	5	2
EDM	6	1	1	2	4
FLA	22	1	7	8	12
LA	7	0	4	4	0
MIN	6	1	2	3	0
MON	29	6	13	19	16
NSH	7	2	3	5	0
NJ	23	6	4	10	8
NYI	16	3	7	10	10
NYR	24	1	7	8	14
OTT	27	4	11	15	8
PHI	24	2	6	8	14
PHX	8	0	1	1	2
PIT	3	11	14	20	
SJ	2	2	1	3	0
STL	7	1	3	4	2
TB	22	2	15	17	10
TOR	25	5	13	18	6
VAN	6	2	4	6	0
WSH	24	5	8	13	10
NHL TOTALS	438	70	171	241	190

added assist... Scored PPG and had assist @ Atlanta (3/15)... Had four-game point streak (3+2) starting against Vancouver (2/07) and ending @ Detroit (2/13)... Had three-game point streak (1+2) beginning against Atlanta (11/09) and ending at home against Toronto (11/15)... Scored GWG and had PPA in 6-1 win @ Montreal (10/12)... Scored PPG and added assist in 5-1 win vs. N.Y. Islanders (10/10)... 2001-02: Ranked third on team with 45 points (10+35) and second with 35 assists... One of five Sabres to play all 82 games... Scored GWG in 3-2 win vs. Vancouver (1/8)... Recorded season-high three assists (one on PP) vs. Chicago (12/19)... Had two PP points (1+1) in 5-2 win vs. Calgary (11/23)... Recorded two assists @ Detroit (10/12) for first multi-point game as Sabre... Scored first goal as Sabre in 3-2 win vs. Ottawa (10/26)... Played first game as Sabre vs. Atlanta (10/04). **2000-01:** Appeared in all 82 games with the Islanders, scoring 10 goals and 31 assists for 41 points... Had four-game point streak (1+5) end @ Pittsburgh (2/25)... Scored goal and had assist (both on PP) @ Vancouver (2/18)... Extended team-high point streak to seven games (4+6) with a PPG @ Minnesota (1/19)... Notched a career-high four assists (three on PP) in 6-5 win vs. Pittsburgh (1/13)... Scored goal (on PP) for third-straight game at Pittsburgh (1/12)... Scored on PP @ Carolina (1/07) to end 30-game goal-less-streak... Notched three assists in 7-4 win vs. Tampa Bay (11/27)... Played in 100th NHL game vs. N.Y. Rangers (11/22)... **1999-00:** Led Islander rookies and tied for third in assists and PPGs, was third in points, was fourth in goals and was fifth in shots... Missed only one game as a healthy scratch, vs. Phoenix (1/10)... Finished tied for eighth in league among rookies in scoring, tied for ninth in assists and tied for 11th in goals... Made NHL debut @ Tampa Bay (10/2)... Scored first NHL goal and recorded first NHL assist vs. Colorado (10/10)... Became only the fifth 18-year-old player to score an OT goal in the NHL (since the 5:00 OT rule was instituted in 1983-84) when he tallied the game-winner 3:49 into the extra session vs. Tampa Bay (2/10)... Became the fourth-youngest player ever to take a penalty shot and became the third-youngest ever to score when he beat Jean-Sebastien Aubin vs. Pittsburgh (3/21)... Finished his rookie season with nine multi-point games ... **1998-99:** Member of Team USA at 1999 World Junior Championships in Winnipeg... Led Erie in scoring with 34 goals and 34 assists for 68 points... Named Erie's Most Outstanding Player. 1997-98: Set Erie Otters (OHL) record for longest point streak by recording 26 points (12+14) in 18 games... Named the Otters' Rookie of the Year.

PERSONAL FILE:

Nickname – TC... Started playing hockey at age 4... Favorite sports team growing up was the Buffalo Sabres... Lists his favorite athlete as Doyle Brunson... Other favorites include 24 (TV show), Superbad (movie), Lil Wayne (singer)... Hobbies include golf and movies... Would own a winery if he wasn't a hockey player.


CAREER STATS

SEASON	TEAM	LEAGUE	REGULAR SEASON													PLAYOFFS				
			GP	G	A	TP	+/-	PIM	PP	SH	GW	GT	S	S%	GP	G	A	TP	PIM	
1996-97	Syracuse	OJHL	50	42	62	104	--	--	--	--	--	--	--	--	--	--	--	--	--	
1997-98	Erie Otters	OHL	59	30	32	62	--	32	--	--	--	--	--	--	--	7	1	6	7	6
1998-99	Erie Otters	OHL	46	34	34	68	--	50	--	--	--	--	--	--	--	--	--	--	--	--
	Team USA	World Jr.	6	1	0	1	--	8	--	--	--	--	--	--	--	--	--	--	--	--
1999-00	NY Islanders	NHL	81	14	20	34	-25	44	2	1	1	1	114	12.3	--	--	--	--	--	
2000-01	NY Islanders	NHL	82	10	31	41	-14	42	5	0	0	0	171	5.8	--	--	--	--	--	
2001-02	Buffalo	NHL	82	10	35	45	4	34	3	0	3	0	126	7.9	--	--	--	--	--	
2002-03	Buffalo	NHL	80	12	13	25	-28	32	6	0	2	0	159	7.5	--	--	--	--	--	
2003-04	Buffalo	NHL	Missed Season due to injury													--	--	--	--	--
2004-05	Langnau SC	Swiss	16	8	3	11	--	14	--	--	--	--	--	--	--	--	--	--	--	
2005-06	Buffalo	NHL	63	16	39	55	5	28	7	0	3	--	99	16.2	8	5	6	11	0	
2006-07	Buffalo	NHL	2	1	0	1	1	2	0	0	0	--	2	50.0	16	0	9	9	4	
2007-08	Buffalo	NHL	48	7	33	40	4	8	3	1	3	--	111	6.3	--	--	--	--	--	
	NHL Totals		438	70	171	241	-53	190	26	2	12	1	782	8.9	24	5	15	20	4	
	Buffalo Totals		275	46	120	146	-14	103	19	1	11	0	497	9.2	24	5	15	20	4	

PAUL GAUSTAD

28 CENTER
ACQUIRED 2000

BORN: February 3, 1982
in Fargo, North Dakota



CAREER HIGHLIGHTS:

GOALS: 2, two times. Most recent, 12/08/07 vs. San Jose
ASSISTS: 2, four times. Most recent, 2/19/08 vs. Tampa Bay
POINTS: 3, 11/20/06 vs. Tampa Bay
PIM: 27, 12/2/06 @ Washington
LONGEST POINT STREAK: 4 games, 1/1/07 vs. New York Islanders to 1/6/07 @ Toronto (2+2)

CAREER TRANS ACTIONS:

Buffalo's 7th-round choice (220th overall) in the 2000 NHL Entry Draft.

2007.2008 REGULAR SEASON:

Appeared in 82 games for the first time in his NHL career... Scored a career high 36 points (10+26)... Set a career high in goals (10) and assists (26)... Had six multi-point games... Scored two goals @ San Jose (12/8)... Recorded back-to-back games with two assists against Toronto (3/15) and Tampa Bay (3/19)... Had two assists vs. Carolina (12/1).

NHL CAREER:

2008-07: Games missed due to injury: 28... Placed on IR on Feb. 16 with severed tendon in left ankle ... injury occurred vs. OTT on Feb. 7 ... Multi-point games: 1... Recorded 18 points (7+11) in first 41 games of season... Scored career-high three points (2+1) vs. TB (11/20)... **2007 PLAYOFFS:** Had one assist in seven games... Returned to the lineup in Game 5 vs. NYR after suffering ankle injury on Feb. 7... Picked up an assist in Game 6 at NYR (5/6)... **2005-06:** Scored 24 points in 78 games in his rookie year... Missed three games due to head injury... Scored Buffalo's only regulation goal in 2-1 SO win @ Philadelphia (12/19)... Scored first career NHL goal vs. Pittsburgh (10/10)... Picked up his first NHL point vs. Boston (10/7)... **2006 PLAYOFFS:** Four points (0+4) in 18 games... One of 11 Sabres to play in all 18 playoff games... Had three assists vs. Philadelphia (4/24)... **2004-05:** Appeared in 76 games for the Rochester Americans (AHL), collecting 43 points (18+25)... Tied for team lead in playoff points with 11 (6+5)... Set career-high in goals (18)... Finished the regular season with 43 points (18+25)... Picked up two goals @ Manitoba on 3/5... Scored two goals against Philadelphia on 1/21... Scored two goals @ Utah on 12/8... **2003-04:** Ranked second on Amerks with 169 penalty minutes... Was sixth in points (31) and fourth in assists (22)... **2004 PLAYOFFS:** Ranked ninth in AHL postseason with 10 assists... Picked up goal and assist against Syracuse (4/21)... Recorded goal and two assists in game five win over Syracuse (4/25)... Scored game-winning goal and added assist in game one win @ Hamilton (5/05)... **2002-03:** Made NHL debut against Colorado (3/24) after being recalled from Rochester... Named Rochester's Unsung Hero and the Booster Club's Most Improved Player... The lone Amerk to play in all 80 games... Finished tied for third with 53 points (14+39)... Ranked second on team with 39 assists and was fourth with 137 PIMs... His 39 assists were most by Amerk rookie since Barrie Moore's 29 in 1995-96... Was tied for eighth in rookie scoring and finished second in assists... Led all rookies with 51 minor penalties... Had five-game point streak (1+6) from 2/28 to 3/07... Recorded second multi-goal game of career @ Cincinnati (1/11)... Scored first professional goal @ Cleveland (11/15)... Named November's Mary Cariola VIP Player



HEIGHT: 6 ft 4 in WEIGHT: 229

SHOOTS: Left

LAST AMATEUR CLUB:
Portland (WHL)

vs. NHL

TEAM	GP	G	A	TP	PIM
ANA	2	0	0	0	7
ATL	11	1	1	2	11
BOS	20	2	7	9	19
CAR	2	2	6	8	17
CGY	1	0	0	0	0
CHI	2	0	0	0	0
COL	2	1	0	1	0
CBJ	2	0	0	0	6
DAL	2	0	0	0	4
DET	2	0	0	0	0
EDM	0	0	0	0	0
FLA	11	1	0	1	11
LA	1	0	0	0	0
MIN	1	0	0	0	0
MON	21	2	2	4	22
NSH	2	0	2	2	4
NJ	10	0	3	3	0
NYI	11	1	4	5	4
NYR	12	0	2	2	11
OTT	22	2	4	6	31
PHI	10	2	3	5	6
PHX	1	1	0	1	0
PIT	10	2	2	4	0
SJ	2	2	0	2	4
STL	2	0	0	0	0
TB	11	5	7	12	6
TOR	20	3	10	13	23
VAN	2	1	0	1	2
WSH	10	0	1	1	36
NHL TOTALS	215	28	54	82	224

of the Month for community service... Recorded first professional point vs. Hamilton (10/14). **2001-02**: Registered career highs in goals (36), assists (44) and points (80) with the Portland Winter Hawks... Started season with nine goals in first 13 games and posted points in 10 of his first 13 games... Scored three points (2+1) in the 2002 Hershey Cup All-Star Series (2/06)... Posted 10-game point streak, (6+14), from 12/14 to 1/08... Voted by teammates as team MVP. **2000-01**: Fired the hardest shot in the history of the Winter Hawks' Skills Challenge in the 2001 event (97 MPH)... Ranked behind Spokane's Brandin Cote by peers in voting for "Top Defensive Forward" in the "Best of the West" poll conducted by the Tri-City Herald... Western Conference nominee for WHL Humanitarian of the Year in part because of his work with Emmanuel Children's Hospital... Recorded first career hat trick and multiple goal game in a 5-2 win over Seattle (3/09)... Finished behind only to Red Deer's Martin Erat in playoff goals per game (.625), while leading Portland's Western Conference championship team in play-off scoring with 16 points in 16 games... Posted nine points (5+4) and +7 rating in the Hawks' 4-2 series win over Prince George in the first round... Posted six points (4+2) and a +4 rating in the 4-1 series win over Spokane in the 2001 Western Conference Finals... **1999-00**: Started season playing for the BCJHL's team in Burnaby, B.C., until joining Portland, 11/02... Named Portland's Scholastic Player and was a finalist for the WHL Scholastic Player of the Year Award... Posted five-game point streak (0+5) from 10/22 to 11/4.

PERSONAL FILE:

Personal File: Nickname – Goose... Lists his brother as his boyhood idol... Eats pasta and chicken before every game... Prefers his chicken wings medium... Considers the 2006 Stanley Cup Playoffs to be his most memorable moment in hockey... Some of his favorites include Seinfeld (TV show), Gangs of New York (movie) and Tempo (Buffalo restaurant).

CAREER STATS

SEASON	TEAM	LEAGUE	REGULAR SEASON												PLAYOFFS						
			GP	G	A	TP	+/-	PIM	PP	SH	GW	GT	S	S%	GP	G	A	TP	PIM		
1999-00	Portland	WHL	56	6	8	14	--	110	--	--	--	--	--	--	--	--	--	--	--		
2000-01	Portland	WHL	70	11	30	41	--	168	--	--	--	--	--	--	--	--	16	10	6	16	59
2001-02	Portland	WHL	72	36	44	80	--	202	--	--	--	--	--	--	--	--	6	3	1	4	16
2002-03	Rochester	AHL	80	14	39	53	2	137	4	3	1	0	151	9.3	3	0	0	0	4		
	Buffalo	NHL	1	0	0	0	0	0	0	0	0	0	0	0.0	--	--	--	--	--		
2003-04	Rochester	AHL	78	9	22	31	-9	169	6	1	3	--	175	5.1	16	3	10	13	30		
2004-05	Rochester	AHL	76	18	25	43	2	192	7	0	5	--	141	12.8	9	6	5	11	16		
2005-06	Buffalo	NHL	78	9	15	24	4	65	0	0	0	--	113	8.0	18	0	4	4	14		
2006-07	Buffalo	NHL	54	9	13	22	11	74	3	0	0	0	75	12.0	7	0	1	1	2		
2007-08	Buffalo	NHL	82	10	26	36	-4	85	5	0	2	0	136	7.4	--	--	--	--	--		
NHL Totals			215	28	54	82	11	224	8	0	2	0	324	8.6	25	0	5	5	16		
Buffalo Totals			215	28	54	82	11	224	8	0	2	0	324	8.6	25	0	5	5	16		

JOCHEN HECHT

55 LEFT WING
ACQUIRED 1997

BORN: June 21, 1977
in Mannheim, Germany



CAREER HIGHLIGHTS:

GOALS: 3, 1/14/06 vs. Los Angeles
ASSISTS: 3, two times. Most recent, 3/13/07 @ Pittsburgh
POINTS: 4, four times. Most recent, 1/14/06 vs. LA (3+1)
PIM: 17, 10/28/01 @ Columbus
LONGEST POINT STREAK: 8 games; 12/5/00 vs. Anaheim to 12/23/00 vs. Anaheim (6+4)

CAREER TRANS ACTIONS:

Acquired from Edmonton in exchange for the 31st (from Atlanta; traded to Edmonton - Edmonton picked Jeff Deslauriers) and 36th (from Nashville; traded to Edmonton - Edmonton picked Jarret Stoll) picks in the 2002 Entry Draft on June 22, 2002; Traded to Edmonton by St. Louis with Marty Reasoner and Jan Horacek for Doug Weight and Michel Riesen, July 2, 2001; Originally selected by St. Louis in the 2nd-round (49th overall) of the 1995 Entry Draft.

2007.2008 REGULAR SEASON:

Games missed due to injury: 6; pulled leg muscle... Recorded 49 points (22+27) in 75 games... Multi-point games: nine... Broke the 20-goal mark for the first time in his career... Set a new career high in goals scored when he registered his 20th of the season in a three-point game (2+1) vs. Tampa Bay (3/19)... Hecht scored six points (3+3) and registered a plus-seven rating in back-to-back games vs. Toronto (3/15) and Tampa Bay (3/19)... Scored once and added two assists vs. Atlanta (1/18)... His goal @ Florida (10/26) was the 300th point of his career... Served as team captain for October and February and finished the year as an alternate captain... Played in his 500th career NHL game @ NY Islanders (12/12)... 200th career assist @ Boston (3/5).

NHL CAREER:

2006-07: Games missed due to injury: 6... Finished with a career-high 56 points (19+37)... Set a new career high in goals (19) and tied his career-high in assists (37)... Had 14 points (2+12) in 10 games from Feb. 10-Mar. 7... First 41 games of the season -- 23 points (10+13) in 38 games... Multi-point games: 11... **2007 PLAYOFFS:** Had five points (4+1) in 16 games... Held scoreless in five games vs. NYI... Led team with 18 SOG in the series... Had two goals and an assist in six games vs. NYR... Picked up his first point of the postseason with an assist in Game 1 vs. NYR (4/25)... Had two goals including the GWG in Game 6 at NYR (5/6)... Scored two goals in five games vs. OTT... **2005-06:** Appeared in 64 games, finishing with 42 points, including a career-high 18 goals... Games missed due to injury: 16; knee ... Tied career-high with four points (1+3) @ Philadelphia (3/11)... Suffered sprained knee vs. Montreal (2/9), forcing him to miss the Olympics... Had four points (3+1) including his first career hat trick vs. Los Angeles (1/14)... Scored SH game-winning goal @ Washington (11/27)... Scored first goal of season (OT game winner) vs. Pittsburgh (10/10)... **2006 PLAYOFFS:** Eight points (2+6) in 15 games... Scored one goal @ Carolina (6/1)... Two assists @ Carolina (5/20)... Earned assist vs. Ottawa (5/10)... Scored SHG that stood as the game-winning goal @ Ottawa (5/8)... **2004-05:** Played with Adler Mannheim in the German League, scoring 50 points (16+34) in 36 games... Represented Germany at 2005 World Championships in Austria, scoring three goals and one assist in six games... **2003-04:**



HEIGHT: 6 ft 1 in WEIGHT: 191

SHOOTS: Left

LAST AMATEUR CLUB:
Adler Mannheim (DEL)

VS. NHL

TEAM	GP	G	A	TP	PIM
ANA	4	5	7	12	8
ATL	20	6	9	15	10
BOS	35	6	15	21	27
BUF	4	0	0	0	0
CGY	16	0	6	6	8
CAR	21	5	6	11	10
CHI	16	5	4	9	6
COL	15	6	3	9	4
CBJ	10	2	3	5	19
DAL	12	3	3	6	2
DET	14	3	7	10	10
EDM	11	1	5	6	8
FLA	22	3	5	8	24
LA	15	8	4	12	12
MIN	12	0	6	6	10
MON	29	7	13	20	12
NSH	18	2	4	6	16
NJ	23	4	4	8	14
NYI	20	10	4	14	10
NYR	18	4	10	14	10
OTT	30	5	12	17	18
PHI	17	4	12	16	13
PHX	16	0	6	6	10
PIT	9	4	10	14	4
SJ	14	7	3	10	8
STL	9	2	2	4	2
TB	24	4	16	20	21
TOR	38	14	18	32	16
VAN	15	4	5	9	4
WSH	21	8	9	17	10
NHL TOTALS	548	132	211	343	326

Posted career-high 37 assists and two four-point games... Served as alternate captain for January and February... Posted second four-point night of season (third of career) with two goals and two assists @ N.Y. Rangers (3/31)... Recorded career-high three assists vs. Pittsburgh (3/26)... Runner-up for NHL Offensive Player of the Week (3/22) after scoring eight points (4+4)... Tied career high with four points (2+2), all on PP, vs. Toronto (3/15)... Scored two goals @ Carolina (1/25) for eighth multi-point game of season... Recorded 100th assist of career vs. Ottawa (1/09) ... Scored 60th goal of his NHL career vs. Detroit (12/10)... Recorded 150th NHL point vs. Tampa Bay (12/06)... Suffered broken left arm in the preseason vs. Columbus (10/04), returned from injury @ Ottawa (11/17). **2002-03**: Recorded six multi-point games... Had season-high, five-game point streak (3+3) end @ Dallas (3/31)... Recorded GWG vs. Montreal (3/28)... Scored two goals, including OT/GWG, vs. Colorado (3/24)... Returned from Injured Reserve with PPG in 4-0 win @ Florida (3/08)... Missed previous nine games with wrist injury... Missed games @ Detroit (2/13) and vs. N.Y. Rangers (2/15) with injured wrist... Returned to lineup with assist in 4-0 win vs. Toronto (1/24)... Missed 20 games while on Injured Reserve from concussion suffered vs. Washington (12/07)... Scored PPG @ Pittsburgh (10/26)... Returned vs. New Jersey (10/25) after missing previous two games (vs. Phoenix 10/19 and vs. Philadelphia 10/22) with bruised knee... Scored first goal in first game as Sabre in 5-1 win vs. N.Y. Islanders (10/10). **2001-02**: Was fourth in goals (16) and sixth in overall points (16+24) with Edmonton... Recorded career-high three GWGs... Played in all 82 games... Played in his 200th career NHL game, recording goal and assist vs. San Jose (2/12)... Registered career-high four points (2+2) vs. Montreal (1/06) including PPG, PPA and GWG... Scored first Oilers point/assist and first Oilers goal vs. Colorado (10/11)... Made Oilers' debut @ Calgary (10/03). **2000-01**: Completed second full season with St. Louis, establishing career highs in games (72), goals (19), assists (25), points (44)... Scored GWG in 6-5 come-from-behind victory @ Toronto (11/29)... Recorded a career-high, eight-game scoring streak with 10 points (6+4) from 12/05-23 and had six-game scoring streak with six points (4+2) from 10/06-19... Also equaled career highs for longest goal- and assist-scoring streaks with five two-game goal scoring streaks and three two-game assists scoring streaks... Played in 100th career NHL game vs. Phoenix (12/30)... Three of eight PPGs came in four-game span between 1/18-23... Missed a total of 10 games, including the final eight games of regular season due to strained oblique muscle... **2001 PLAYOFFS**: Tied for seventh on Blues' playoff scoring list with six points (2+4) in 15 games... Played in all 15 postseason games as Blues advanced to Western Conference Final. **1999-00**: Played first full NHL season with Blues, scoring 13 goals and 21 assists for 34 points in 63 games... Scored first NHL goal @ Toronto (10/16)... Recorded first NHL point @ Los Angeles (10/4)... **2000 PLAYOFFS**: Led Blues in postseason scoring with 10 points (4+6) in seven games. **1998-99**: Spent majority of season with Worcester (AHL), leading the Ice Cats in goals (21) assist (35) and points (56)... Made NHL debut @ Buffalo (1/03)... Played three games with Blues... **1999 PLAYOFFS**: Made Stanley Cup Playoff debut, scoring two goals in five games.

PERSONAL FILE:

Nickname – YoYo... Lists his parents as the most influential people in his life... Started playing hockey at age 5... Favorite team growing up was the Mannheim Eagles... Lists favorite athlete as Michael Schumacher... Other favorites include pasta and chicken (food), 24 (TV show), Spies Like Us (movie), Ben Stiller (actor), Charlize Theron (actress)... Hobbies include biking and ping-pong.

CAREER STATS

REGULAR SEASON

PLAYOFFS

SEASON	TEAM	LEAGUE	GP	G	A	TP	+/-	PIM	PP	SH	GW	GT	S	S%	GP	G	A	TP	PIM
1993-94	Mannheim Jr.	Ger.-Jr.	28	27	13	40	--	103	--	--	--	--	--	--	--	--	--	--	--
1994-95	A. Mannheim	DEL	43	11	12	23	--	68	--	--	--	--	--	--	10	5	4	9	12
1995-96	A. Mannheim	DEL	44	12	16	28	--	68	--	--	--	--	--	--	8	3	2	5	6
1996-97	A. Mannheim	DEL	46	21	21	42	--	36	--	--	--	--	--	--	9	3	3	6	4
1997-98	A. Mannheim	DEL	44	7	19	26	--	42	--	--	--	--	--	--	10	1	1	2	14
	A. Mannheim	EuroHL	5	0	4	4	--	8	--	--	--	--	--	--	--	--	--	--	--
	Germany	Olympics	4	1	0	1	--	6	--	--	--	--	--	--	--	--	--	--	--
1998-99	St. Louis	NHL	3	0	0	0	-2	0	0	0	0		4	0.0	5	2	0	2	0
	Worcester	AHL	74	21	35	56	--	48	--	--	--	--	--	--	4	1	1	2	2
1999-00	St. Louis	NHL	63	13	21	34	20	28	5	0	1		140	9.3	7	4	6	10	2
2000-01	St. Louis	NHL	72	19	25	44	11	48	8	3	1		208	9.1	15	2	4	6	4
2001-02	Edmonton	NHL	82	16	24	40	4	60	5	0	3	1	211	7.6	--	--	--	--	--
	Germany	Olympics	4	1	1	2	--	2	--	--	--	--	--	--	--	--	--	--	--
2002-03	Buffalo	NHL	49	10	16	26	4	30	2	0	2	0	145	6.9	--	--	--	--	--
2003-04	Buffalo	NHL	64	15	37	52	17	49	2	1	0	0	174	8.6	--	--	--	--	--
2004-05	Mannheim	Germany	48	16	34	50	11	151	--	--	--	--	143	11.1	--	--	--	--	--
2005-06	Buffalo	NHL	64	18	24	42	10	34	4	2	4	--	179	10.1	15	2	6	8	8
2006-07	Buffalo	NHL	76	19	37	56	19	39	3	0	1	0	197	9.6	16	4	1	5	10
2007-08	Buffalo	NHL	75	22	27	49	1	38	3	1	2	0	229	9.6	--	--	--	--	--
	NHL Totals		548	132	211	343	84	326	32	7	14	1	1457	9.0	58	14	17	31	24
	Buffalo Totals		328	94	141	225	51	190	14	4	9	0	924	10.1	31	4	7	13	18

PATRICK KALETA

36 RIGHT WING
ACQUIRED 2004

BORN: June 8, 1986
in Buffalo, NY



CAREER HIGHLIGHTS:

GOALS: 1, three times. Most recent: 3/14/08 vs. Carolina
ASSISTS: 1, four times. Most recent, 3/15/08 @ Toronto
POINTS: 1, seven times. Most recent, 3/15/08 @ Toronto (0+1)
PIM: 12, 3/14/08 @ Philadelphia
LONGEST POINT STREAK: 2 games; 3/14/08 vs. Carolina to 3/15/08 @ Toronto (1+1)

CAREER TRANS ACTIONS:

Buffalo's sixth-round choice (176th overall) in the 2004 NHL Entry Draft

2007-2008 REGULAR SEASON:

Scored his first NHL goal on February 10 vs. Florida... Appeared in a career high 40 games... Set career highs in goals (3) and points (5) in a season... Scored points in back-to-back games (1+1) vs. Carolina (3/14/08) and @ Toronto (3/15/08)... Recalled from Rochester three times throughout the season.

NHL CAREER:

2006-07: Appeared in 58 games with the Rochester Americans (AHL)... Recalled from Rochester (2/21)... Played 7 games with the Buffalo Sabres... Scored his first NHL point with an assist vs. Ottawa (2/22) in his NHL debut... Had an assist vs. Toronto (2/27)... Returned to Rochester (3/10) to finish out the season with the Americans and collected 15 points (5+10)... **2005-06:** Recorded 18 points in the playoffs to help lead Peterborough to the OHL Championship... Ranked fourth on the team in playoff scoring (8+10) in 19 games... Recognized as the best body-checker and one of the OHL's hardest working players in the league's annual Coaches Poll.

PERSONAL FILE:

Nickname – Kaltsy... Pre-game meal consists of chicken and rice... Lists his favorites as: Nickelback (band), MXC (TV show), Dumb and Dumber (movie), Morgan Freeman (actor) and Ben Wallace (athlete)... His most memorable hockey moments are winning an OHL Championship and being drafted by the Sabres.



HEIGHT: 5 ft 11 in WEIGHT: 195

SHOOTS: Right

LAST AMATEUR CLUB:
Peterborough (OHL)

vs. NHL

TEAM	GP	G	A	TP	PIM
ANA	0	0	0	0	0
ATL	2	0	0	0	0
BOS	3	0	0	0	2
CGY	0	0	0	0	0
CAR	2	1	0	1	10
CHI	0	0	0	0	0
COL	1	0	0	0	2
CBJ	0	0	0	0	0
DAL	1	0	0	0	0
DET	1	1	0	1	2
EDM	0	0	0	0	0
FLA	2	1	0	1	0
LA	0	0	0	0	0
MIN	1	0	0	0	5
MON	4	0	0	0	6
NSH	1	0	1	1	4
NJ	3	0	0	0	2
NYI	0	0	0	0	0
NYR	3	0	0	0	5
OTT	6	0	1	1	10
PHI	2	0	0	0	12
PHX	1	0	0	0	0
PIT	2	0	0	0	0
SJ	0	0	0	0	0
STL	0	0	0	0	0
TB	3	0	0	0	2
TOR	8	0	2	2	0
VAN	0	0	0	0	0
WSH	1	0	0	0	0
NHL TOTALS	47	3	4	7	62

CAREER STATS

REGULAR SEASON


PLAYOFFS

SEASON	TEAM	LEAGUE	GP	G	A	TP	+/-	PIM	PP	SH	GW	GT	S	S%	GP	G	A	TP	PIM
2002-03	Peterborough	OHL	67	7	9	16	--	67	--	--	--	--	--	--	7	0	0	0	6
2003-04	Peterborough	OHL	67	14	14	28	--	124	--	--	--	--	--	--	--	--	--	--	--
2004-05	Peterborough	OHL	62	24	28	52	--	146	--	--	--	--	--	--	14	3	3	6	30
2005-06	Peterborough	OHL	68	16	35	51	--	121	--	--	--	--	--	--	19	8	10	18	43
2006-07	Rochester	AHL	58	5	10	15	1	133	1	1	--	--	55	9.1	5	0	0	0	12
	Buffalo	NHL	7	0	2	2	3	21	--	--	--	--	6	0.0	--	--	--	--	--
2007-08	Buffalo	NHL	40	3	2	5	3	41	--	--	--	--	26	11.5	--	--	--	--	--
	Rochester	AHL	29	1	3	4	-2	109	--	--	--	--	--	--	--	--	--	--	--
NHL Totals			47	3	4	7	6	62	--	--	--	--	32	9.3	0	0	0	0	0
Buffalo Totals			47	3	4	7	6	62	--	--	--	--	32	9.3	0	0	0	0	0

ALES KOTALIK

12 RIGHT WING
ACQUIRED 1998

BORN: December 23, 1978
in Jindrichuv Hradec, Czech Rep.



CAREER HIGHLIGHTS:

GOALS: 2, eight times. Most recent, 2/23/08 vs. NYR
ASSISTS: 3, 11/20/06 vs. TB
POINTS: 3, seven times. Most recent, 2/27/08 vs. NSH (1+2)
PIM: 5, 11/07/03 vs. MON
LONGEST POINT STREAK: 5 games, two times. Most recent 1/24/06 @ NYR to 2/4/05 vs. OTT (3+4)

CAREER TRANS ACTIONS:


Buffalo's sixth-round choice (164th overall) in the 1998 NHL Entry Draft.

2007.2008 REGULAR SEASON:

Games missed due to injury: 3; knee (2); flu (1)... Finished the season with 43 points (23+20) in 79 games... Set a new career high with 12 power play goals... Scored 100th career goal vs. TOR (3/15)... He recorded his 100th assist @ TOR (1/19) ... His 200th point came in a two-point game vs. NYR (2/23)... The Nashville game marked his tenth, and final, multi-point game of the season... He had back-to-back two-goal games @ Toronto (2/21) and @ NYR (2/23)... Missed the first two games of the season against NYI (10/5, 10/6) with a knee injury... Scored four points in two games upon returning to the lineup including an assist and the GWG vs. Atlanta (10/11)... Ranked 13th in the league with five shootout goals... Scored the only shootout goal for the Sabres at the AMP Winter Classic on January 1, 2008.

NHL CAREER:

2006-07: Games missed due to injury: 16; knee... Was 5-for-7 in shootouts, and second in the NHL with four shootout deciding goals... Picked up a career-high three assists vs. TB (11/20)... First 41 games of the season -- 26 points (11+15) in 41 games... Multi-point games: 16... **2007 PLAYOFFS:** Had four points (2+2) in 16 games... Notched an assist in five games vs. NYI... Had a goal and two assists in six games vs. NYR... Scored Buffalo's only goal in 2-1 loss in Game 4 vs. NYR (5/1)... Scoreless in five games against OTT... **2005-06:** Appeared in all 82 games... Set career-high in goals (25), assists (37), and points (62)... Collected two points (1+1) including his 20th goal of the season @ Atlanta (1/31)... Scored GWG and one assist @ NY Rangers (1/24)... Scored PPG and added two assists in 4-3 OT Win @ Pittsburgh (12/16)... Had one goal and one assist vs. Carolina (11/9)... Scored two goals @ NY Islanders (10/29)... Scored game-winning goal and had one assist @ Boston (10/20)... Scored first goal of the season vs. Boston (10/7)... **2006 PLAYOFFS:** 11 points (4+7) in 18 games... Scored GWG vs. Carolina (5/24)... Scored GWG in series-clinching win @ Philadelphia (5/2)... Two assists @ Philadelphia (4/28)... Scored GWG vs. Philadelphia (4/24)... **2004-05:** Played with HC Liberec in the Czech Republic, collecting 16 points (8+8) in 25 games... **2003-04:** Buffalo went 13-2 when he scored a goal... Suffered shoulder injury in first period @ New Jersey (2/25) and missed final 19 games of season... Scored goal vs. Atlanta (2/16)... Became third Sabre to net a goal in three-straight games... Recorded goal for second-straight night with go-ahead tally @ Toronto (2/14)... Posted career-best three-point night (1+2) in win over Los Angeles (2/13)... Scored GWG vs. Montreal (11/07)... Netted Sabres' first goal of season vs. Dallas (10/13)... **2002-03:** Named NHL Rookie of the Month for January after recording 11 points (7+4) in the month... First Sabre to be named Rookie of the Month since Ray Sheppard in Feb.



HEIGHT: 6 ft 1 in **WEIGHT:** 217

SHOOTS: Right

LAST AMATEUR CLUB:
HC Budejovice (Czech)

vs. NHL

TEAM	GP	G	A	TP	PIM
ANA	5	1	2	3	6
ATL	18	7	6	13	12
BOS	34	10	12	22	26
CGY	4	1	0	1	0
CAR	19	7	5	12	24
CHI	4	0	2	2	0
COL	3	1	0	1	2
CBJ	4	0	1	1	2
DAL	4	2	3	5	4
DET	4	0	1	1	0
EDM	4	0	1	1	8
FLA	18	3	3	6	6
LA	5	2	4	6	6
MIN	5	1	0	1	6
MON	31	5	8	13	21
NSH	5	3	2	5	4
NJ	18	4	3	7	6
NYI	17	7	3	10	4
NYR	17	6	7	13	14
OTT	33	9	11	20	14
PHI	18	6	6	12	8
PHX	4	0	1	1	2
PIT	16	4	4	8	10
SJ	4	1	0	1	4
STL	5	1	0	1	0
TB	18	4	4	8	12
TOR	28	6	13	19	18
VAN	5	2	0	2	4
WSH	20	8	5	13	16
NHL TOTALS	370	101	107	208	239

1988...Finished season ranked second in rookie goals (21) despite playing 11 fewer games than Henrik Zetterberg...Was fourth in points (35) among rookies...Recorded 20th goal of season vs. Atlanta (4/02)... Scored rookie-leading 17th goal in 4-0 win @ Florida (3/08)... Recorded goal and assist in 5-3 win vs. Dallas (2/28)... Scored two goals, including GWG in 4-2 win vs. Boston (1/10)...Marked third consecutive two-goal game and fourth consecutive multi-point game...Scored both Sabre goals for second-straight game, including one on PP, @ Philadelphia (1/07)...Scored both goals, including first career GWG in 2-1 OT win @ Ottawa (1/04)...Set career high for assists in game with two (second on GWG) in 6-3 win vs. Carolina (1/03)... **2001-02**: Played in 13 games with Sabres in first professional season, recording one goal and three assists for four points... Reassigned to Rochester, 4/10...Had first NHL goal and first multiple-point game (1+1) vs. Ottawa (3/19)...Recorded first NHL point with assist on GWG in NHL debut in 5-2 win @ Florida (11/12)...Recalled from Rochester 11/11...With Rochester: Finished third on Amerks with 43 points (18+25) in 68 games... Scored first goal as Amerk vs. Philadelphia (10/08)...Registered first AHL point/assist @ Wilkes-Barre (10/06)...Made Amerks' debut vs. Bridgeport (10/05)...Joined Rochester, 9/25... **2002 PLAYOFFS**: Made professional playoff debut in Game Two of the Western Conference Qualifier against Philadelphia (4/11). **2000-01**: Led HC Budejovice in goals (19), assists (29) and total points (48)... Played four seasons with HC Budejovice (Czech) registering 43 goals and 61 assists in 183 games.

PERSONAL FILE:

Lists his parents as the most influential people in his life... Started playing hockey at age 4... The Pittsburgh Penguins were his favorite sports team growing up... Lists his favorite athlete as Roger Federer... Other favorites include steak (food), Enoutrage (TV show), Pulp Fiction (movie), Timbaland (singer), Johnny Depp (actor), Keira Knightley (actress) and Californication (karaoke song)... Hobbies include golf and movies.


CAREER STATS

SEASON	TEAM	LEAGUE	REGULAR SEASON												PLAYOFFS					
			GP	G	A	TP	+/-	PIM	PP	SH	GW	GT	S	S%	GP	G	A	TP	PIM	
1997-98	HC Budejovice	Czech	47	9	7	16	--	14	--	--	--	--	--	--	--	--	--	--	--	--
1998-99	HC Budejovice	Czech	41	8	13	21	--	16	--	--	--	--	--	--	3	0	0	0	--	
1999-00	HC Budejovice	Czech	43	7	12	19	--	34	--	--	--	--	--	--	3	0	1	1	6	
2000-01	HC Budejovice	Czech	52	19	29	48	--	54	--	--	--	--	--	--	--	--	--	--	--	
2001-02	Rochester	AHL	68	18	25	43	-2	55	5	0	1	3	187	9.6	1	0	0	0	0	
	Buffalo	NHL	13	1	3	4	-1	2	0	0	0	0	21	4.8	--	--	--	--	--	
2002-03	Rochester	AHL	8	0	2	2	-5	4	0	0	0	0	26	0.0	--	--	--	--	--	
	Buffalo	NHL	68	21	14	35	-2	30	4	0	2	2	138	15.2	--	--	--	--	--	
2003-04	Buffalo	NHL	62	15	11	26	-1	41	2	0	3	0	142	10.6	--	--	--	--	--	
2004-05	HC Liberec	Czech	25	8	8	16	10	46	--	--	--	--	--	--	--	--	--	--	--	
2005-06	Buffalo	NHL	82	25	37	62	-3	62	10	0	5	--	261	9.6	18	4	7	11	8	
	Czech Rep.	Olympics	4	0	0	0	--	--	--	--	--	--	--	--	--	--	--	--	--	
2006-07	Buffalo	NHL	66	16	22	38	-5	46	3	0	4	0	162	9.9	16	2	2	4	8	
2007-08	Buffalo	NHL	79	23	20	43	-5	58	12	0	1	0	207	11.1	--	--	--	--	--	
NHL Totals			370	101	107	208	-17	181	31	0	11	2	769	13.1	34	6	9	15	16	
Buffalo Totals			370	101	107	208	-17	181	31	0	11	2	769	13.1	34	6	9	15	16	

PATRICK LALIME

40 GOALTENDER ACQUIRED 2008

BORN: July 7, 1974
in St. Bonaventure, Quebec



CAREER HIGHLIGHTS:

MOST SHOTS FACED: 51, vs. Calgary (1/21/97)
MOST SAVES: 49, vs. Calgary (1/21/97)
MOST SAVES IN SO: 34, two times. Most recently: @ VAN (2/7/07)
LONGEST SHUTOUT SEQUENCE: 184:06 (1/9/03) through (1/18/03)
MOST GOALS ALLOWED: 7, four times, most recently @ Detroit (4/7/07)
LONGEST UNDEFEATED STREAK: 16 games, 14-0-2, 12/6/96 to 1/21/97

CAREER TRANS ACTIONS:

Signed as a free agent, July 1, 2008; Signed as a free agent by Chicago, July 1, 2006; Traded to St. Louis by Ottawa for St. Louis' 4th round choice (Ottawa picked Ilja Zubov) in 2005 Entry Draft, June 27, 2004; Traded to Ottawa by Anaheim for Ted Donato and the rights to Antti-Jussi Niemi, June 18, 1999; Rights traded to Anaheim by Pittsburgh for Sean Pronger, March 24, 1998; Pittsburgh's 6th round choice (156th overall) in 1993 Entry Draft.

2007-2008 REGULAR SEASON:

Recorded best numbers in six seasons with 32 games played, 16 wins and a 2.82 GAA... Had a season-high four game win streak starting @ Nashville (1/13) and ending @ Phoenix (1/19)... Over that span he allowed only five goals and carried a .962 SV%... Made 32 saves to earn a shutout vs. Phoenix (2/27)

NHL CAREER:

2006-07: Appeared in 12 games, posting a 4-6-1 record ... Games missed due to injury : 42; back ... Made his Blackhawk debut and recorded his 34th career shutout in a 3-0 win @ Vancouver on Feb. 7 ... Made 30 saves in regulation and stopped 3 of 4 shots in the shootout for a 4-3 win over Ottawa on March 4 ... Made 31 saves in a 3-1 win against Columbus on March 30 ... Assigned to the Norfolk Admirals (AHL) for conditioning on Jan. 10, appearing in 4 games and posted a 3-1-0 record with a .930 save percentage. **2005-06:** Appeared in 31 games with the St. Louis Blues posting a record of 4-18-8 with a .881 save percentage and 3.64 GAA ... Suffered a torn ACL on April 1 at Nashville and missed the rest of the regular season ... Missed 1 game with a bruised leg ... Made his Blues debut on Oct. 5 at Detroit, stopping 20 of 24 shots in a 5-1 loss ... Recorded his first win of the season on Oct. 11 vs. Chicago making 32 saves in a 4-1 victory. **2003-04:** Appeared in 57 games with Ottawa, posting a 25-23-7 record along with a 2.29 GAA ... Has collected 25 wins or more in each of his last 4 seasons ... Ranked 18th in the NHL with a 2.29 GAA and was tied-13th in the NHL with 25 victories ... Was tied-8th in the league with 5 shutouts ... Posted a season long 6-game undefeated streak from Jan. 11-28, stopping 141 of 154 shots (4-0-2) ... Recorded a season-high 4-game winning streak from Oct. 17-25, turning away 105 of 109 shots ... Stopped a penalty shot on Feb. 16 at NY Rangers (Matthew Barnaby) ... Has faced 4 career penalty shots, turning away 3 of them ... Skated in his 300th career NHL game on Jan. 28 at Dallas. **2002-03:** Set career single-season highs in games played (67), wins (39) and shutouts (8) ... Ranked second overall in the NHL in wins (39), and was tied for second in shutouts (8) ... Ranked fourth in the NHL in minutes played (3,943) and was fifth in GAA (2.16) ... Appeared in his first career All-Star game playing 25 min-



HEIGHT: 6 ft 3 in WEIGHT: 189

CATCHES: Left

LAST AMATEUR CLUB:
Shawinigan (QMJHL)

vs. NHL

TEAM	GP	GA	SO	W	L	O	GAA
ANA	9	19	1	6	2	0	2.32
ATL	12	25	0	7	3	1	2.32
BOS	20	49	0	10	5	3	2.83
BUF	21	43	2	6	12	2	2.16
CGY	11	25	1	6	3	2	2.43
CAR	18	33	2	11	4	3	1.80
CHI	8	24	0	2	4	2	3.06
COL	11	21	2	6	3	2	1.87
CBJ	10	25	0	7	3	0	2.64
DAL	10	32	0	4	6	0	3.46
DET	11	46	0	1	10	0	4.85
EDM	9	24	2	2	4	2	2.97
FLA	10	21	1	7	3	0	2.09
LA	9	30	0	2	4	2	3.61
MIN	6	16	0	2	3	1	2.64
MON	29	67	3	16	7	3	2.49
NSH	14	27	2	7	5	1	1.97
NJ	19	44	2	7	11	1	2.43
NYI	18	48	2	9	6	3	2.73
NYR	23	59	1	13	7	2	2.64
OTT	3	7	0	1	0	1	2.47
PHI	14	33	1	4	5	5	2.37
PHX	10	16	2	7	2	1	1.64
PIT	14	33	2	7	5	2	2.42
SJ	12	42	1	4	8	0	3.63
STL	9	22	0	4	4	1	2.44
TB	11	31	1	6	5	0	2.92
TOR	19	46	2	12	6	0	2.52
VAN	11	18	3	6	3	1	1.69
WSH	16	34	2	9	5	2	2.20
NHL TOT	397	960	35	191	148	43	2.72

utes, taking the loss for the Eastern Conference ... Recorded 3 consecutive shutouts from Jan. 9-14, stopping all 58 shots faced ... Is the Senators all-time leader in playoff games played (34), wins (18) and shutouts (5). **2001-02**: Stopped Buffalo's Miroslav Satan on a penalty shot on Nov. 3 for his second career penalty shot ... Ejected from game at Boston on Jan. 17 for leaving the crease during an altercation ... Posted a 4-1 record along with 3 shutouts, while, recording a 0.40 GAA and a .985 save percentage in the playoffs vs. Philadelphia ... Notched his first career NHL playoff win and shutout in 3-0 win at Philadelphia on April 20 ... Tied an NHL record with 3 consecutive playoff shutouts vs. Philadelphia. **2000-01**: Recorded his first NHL point with an assist on March 21 at Phoenix ... Senators' nominee for 2000-01 Bill Masterton Trophy ... Named NHL player-of-the-week twice - Nov. 27 - Dec. 3 and Feb. 12 - 18 ... Won season's Molson Cup with 12 first-, 6 second- and 9 third-star selections ... Missed 10 games with a sprained left knee suffered at Toronto on Oct. 14 ... Appeared in all 4 games of quarterfinal series vs. Toronto, making his NHL playoff debut on April 13. **1999-2000**: Shutout Philadelphia 3-0, on Oct. 10 in his debut with Ottawa, making 17 saves ... Won November Molson Cup Award and finished second for the season award with 4 first-, 6 second- and 3 third-star selections. **1998-99**: Tied or set 11 single-season club records with Kansas City (IHL) ... Was named March goaltender of the month and was a first-team All-Star selection. **1997-98**: Played with Grand Rapids of the IHL, posting a team leading 2.61 GAA. **1996-97**: Made NHL debut with Pittsburgh on Nov. 16 vs. NY Rangers ... Set NHL record for longest unbeaten streak by a rookie goaltender to begin his career, going 14-0-2 ... Named to NHL all-rookie team ... Named player of the week for January 13-19 and the Rookie of the Month for December and January. **1995-96**: Led Cleveland of the IHL in wins (20) and games played (41) ... Recalled twice by Pittsburgh. **1994-95**: Split the season with Hampton-Roads of the ECHL and Cleveland of the IHL. 1993-94: Finished his third season with Shawinigan of the QMJHL with 22 wins in 48 games...Made his first playoff appearance of his major junior career posting a 1-3 record... **1992-93**: In his second season with Shawinigan played in 44 games posting a record of 10-24-4...**1991-92**: Spent the season with Shawinigan...Dressed for six games but did not register any playing time.

PERSONAL FILE:

Most memorable hockey moment is setting the rookie record for longest unbeaten streak to begin a career (14-0-2)... He and his wife, Marie-Helene, have two daughters, Liliana and Rosemary.


CAREER STATS

SEASON	TEAM	LEAGUE	REGULAR SEASON						PLAYOFFS					
			GP	MIN	GA	SO	GAA	W-L-T	GP	MIN	GA	SO	GAA	W-L
1991-92	Shawinigan	QMJHL	6	0	0	0	0.00	0-0-0	--	--	--	--	--	--
1992-93	Shawinigan	QMJHL	44	2467	192	0	4.67	10-24-4	--	--	--	--	--	--
1993-94	Shawinigan	QMJHL	48	2733	192	1	4.22	22-20-2	5	223	25	0	6.73	1-3
1994-95	Cleveland	IHL	23	1230	91	0	4.44	7-10-4	--	--	--	--	--	--
	Hampton Roads	ECHL	26	1470	83	2	3.35	15-7-3	--	--	--	--	--	--
1995-96	Cleveland	IHL	41	2314	149	0	3.86	20-12-7	--	--	--	--	--	--
1996-97	Pittsburgh	NHL	39	2058	101	3	2.94	21-12-2	--	--	--	--	--	--
	Cleveland	IHL	14	834	45	1	3.24	6-6-2	--	--	--	--	--	--
1997-98	Grand Rapids	IHL	31	1749	76	2	2.61	10-10-9	1	77	4	0	3.11	0-1
1998-99	Kansas City	IHL	66	3789	190	2	3.01	39-20-4	3	179	6	1	2.01	1-2
1999-00	Ottawa	NHL	38	2038	79	3	2.33	19-14-3	--	--	--	--	--	--
2000-01	Ottawa	NHL	60	3606	141	7	2.35	36-19-5	4	250	10	0	2.39	0-4
2001-02	Ottawa	NHL	61	3582	148	7	2.48	27-24-8	12	777	18	4	1.39	7-5
2002-03	Ottawa	NHL	67	3943	142	8	2.16	39-20-7	18	1122	34	1	1.82	11-7
2003-04	Ottawa	NHL	57	3324	127	7	2.29	25-23-7	7	398	13	0	1.96	3-4
2005-06	St. Louis	NHL	31	1699	103	0	3.64	4-18-8	--	--	--	--	--	--
	Peoria	AHL	14	798	38	1	2.86	6-6-0	--	--	--	--	--	--
2006-07	Chicago	NHL	12	644	33	1	3.07	4-6-1	--	--	--	--	--	--
	Norfolk	AHL	4	241	10	0	2.49	3-1-0	--	--	--	--	--	--
2007-08	Chicago	NHL	32	1828	86	1	2.82	16-12-2	--	--	--	--	--	--
NHL Totals			397	22725	960	35	2.53	191-148-32	41	2549	75	5	1.77	21-20

TONI LYDMAN

5 DEFENSE
ACQUIRED 2005

BORN: September 25, 1977
in Lahti, Finland



CAREER HIGHLIGHTS:

GOALS: 2, 12/19/01 @ Phoenix
ASSISTS: 4, 2/27/08 vs. Nashville
POINTS: 4, 2/27/08 vs. Nashville)
PIM: 6, 3/2/07 vs. Montreal
LONGEST POINT STREAK: 3 games, six times. Most recent, 2/27/07 @ Toronto to 3/3/07 @ Toronto (1+3)

CAREER TRANS ACTIONS:


Acquired from Calgary in exchange for Buffalo's 3rd-round selection (Calgary chose John Armstrong) in the 2006 Entry Draft, Aug. 25, 2005; Originally selected by Calgary in the 4th-round (89th overall) of the 1996 Entry Draft.

2007.2008 REGULAR SEASON:

Appeared in all 82 games of the season for the first time in his NHL career... Multi-point games: three... Tied his career high with 22 assists... Set a career high for points in a game with four vs. Nashville (2/27)... Recorded two assists @ San Jose (12/08) and @ Tampa Bay (1/29)... Recorded a season-high 29:28 minutes of ice time vs. NY Rangers (3/10)... Named Buffalo's captain for month of November 2007...

NHL CAREER:

2006-07: Led Buffalo with 167 blocked shots... Matched his career-high with a pair of three-game point streaks... First 41 games of the season -- 11 points (1+10) in 32 games. Games missed due to injury: 15; neck (9); upper body (6)... Multi-point games: 4... **2007 PLAYOFFS:** Had four points (2+2) in 16 games... Had one goal in five games vs. NYI... Had two assists in six games vs. NYR... Scored a goal in Game 1 (5/10) vs. OTT... **2005-06:** Appeared in 75 games... Finished with 17 points (1+16)... Missed six games due to injury... Assist vs. Washington (11/17) was 100th career point... GTG @ Tampa (10/13) was first goal as a Sabre... **2006 PLAYOFFS:** Five points (1+4) in 18 games... Scored first career playoff goal @ Carolina (5/28)... **2003-04:** Played in his fourth season with the Flames posting 20 points (4+16) in 67 games... finished second on the team in defense scoring... posted 10 points (2+8) at home and 10 points (2+8) on the road... posted 14 points on the PP (2+12) ... Scored a PP goal and added a PP assist on Jan. 19 @ Anaheim... scored the OT winner and added an assist on Nov. 18 vs. Toronto... missed 15 games due to injury... **2004 PLAYOFFS:** Made his NHL playoff debut recording one assist in six games... played in three games vs. Vancouver... played the final three games of the Stanley Cup Finals vs. Tampa Bay... assisted the opening goal on the PP for his first NHL playoff point/assist in his first Stanley Cup Final game in Game 5 @ Tampa Bay on June 3... averaged 14:30 of ice-time in the playoffs... missed 20 games due to injury. **2002-03:** Played in his third season with the Flames leading the team's defense with 26 points and led the team in ice-time averaging 25:46 minutes per-game... scored a PP goal on Mar. 16 @ Anaheim... scored a PP goal on Feb. 17 @ St. Louis... scored a PP goal on Oct. 17 vs. BOS... missed only one game during the season (illness)... **2001-02:** Finished sixth on the team in points (28), T-5th in assists (22) and 2nd in defense scoring (28)... posted 10 points (1+9) on the PP... notched nine points (2+7) at home and 19 points (4+15) on the road... Played in his 100th NHL



HEIGHT: 6 ft 1 in WEIGHT: 204

SHOOTS: Left

LAST AMATEUR CLUB:
Tappara (Finland)

vs. NHL

TEAM	GP	G	A	TP	PIM
ANA	17	3	6	9	15
ATL	16	0	4	4	24
BOS	29	3	8	11	19
BUF	5	2	2	4	4
CGY	2	0	0	0	4
CAR	12	1	2	3	16
CHI	17	1	3	4	14
COL	21	0	7	7	10
CBJ	17	1	7	8	10
DAL	15	1	5	6	6
DET	16	0	2	2	6
EDM	19	0	3	3	12
FLA	17	0	4	4	15
LA	13	0	4	4	6
MIN	21	1	4	5	18
MON	28	0	7	7	18
NSH	16	2	6	8	8
NJ	15	0	3	3	2
NYI	16	1	5	6	14
NYR	16	0	4	4	12
OTT	26	0	2	2	26
PHI	16	1	4	5	12
PHX	15	2	2	4	8
PIT	15	0	6	6	12
SJ	15	1	4	5	4
STL	17	2	3	5	8
TB	15	2	4	6	10
TOR	30	2	7	9	20
VAN	20	0	6	6	4
WSH	16	0	5	5	14
NHL TOTALS	513	26	129	155	351

career game on Dec. 31 vs. Edmonton...recorded his first NHL career multiple goal game with two goals on Dec. 19 @ Phoenix...posted his first MP game of the season on Nov. 25 at CLB with two assists...averaged 21:09 minutes of ice-time per-game...missed three games due to injury. **2000-01:** Played in his first NHL season appearing in 62 games with the Flames recording 19 points (3+16) and 30 PIMs... Recorded one MP game (his first of his career) on Apr. 2 at Dallas scoring a goal and adding an assist...scored his first NHL career goal on Mar. 3 vs. STL to force overtime which the Flames won 3-2...posted a season high five shots on Nov. 16 vs. CHI...recorded his first NHL career point/assist in his fourth career game on Oct. 15 at NYI...played his first NHL career game on Oct. 5 vs. DET...averaged 20:36 minutes of ice-time per-game...missed 12 games due to injury.

PERSONAL FILE:

Lists his children as the most influential people in his life...Started playing hockey at age 9... His favorite athletes are Michael Jordan and Wayne Gretzky... Favorite TV show is The Office... Best concert he has ever seen is Pantera in Helsinki (1994).


CAREER STATS

SEASON	TEAM	LEAGUE	REGULAR SEASON												PLAYOFFS				
			GP	G	A	TP	+/-	PIM	PP	SH	GW	GT	S	S%	GP	G	A	TP	PIM
1996-97	Tappara	Finland	49	1	2	3	--	65	--	--	--	--	--	--	3	0	0	0	6
1997-98	Tappara	Finland	48	4	10	14	--	48	--	--	--	--	--	4	0	2	2	0	
1998-99	HIFK Helsinki	Finland	42	4	7	11	--	36	--	--	--	--	--	11	0	3	3	2	
1999-00	HIFK Helsinki	Finland	46	4	18	22	--	36	--	--	--	--	--	9	0	4	4	6	
2000-01	Calgary	NHL	62	3	16	19	-7	30	1	0	0	0	80	3.8	--	--	--	--	
2001-02	Calgary	NHL	79	6	22	28	-8	52	1	0	6	0	126	4.8	--	--	--	--	
2002-03	Calgary	NHL	81	6	20	26	-7	28	3	0	1	0	143	4.2	--	--	--	--	
2003-04	Calgary	NHL	67	4	16	20	6	30	2	0	1	0	93	4.3	6	0	1	1	0
2005-06	Buffalo	NHL	75	1	16	17	9	82	0	0	0	--	68	1.5	18	1	4	5	18
2006-07	Buffalo	NHL	67	2	17	19	10	55	0	0	1	0	44	4.5	16	2	2	4	14
2007-08	Buffalo	NHL	82	4	22	26	1	74	3	0	0	0	86	4.7	--	--	--	--	--
	NHL Totals		513	26	129	155	-5	351	10	0	2	0	640	4.0	40	3	7	10	32
	Buffalo Totals		224	7	55	62	20	211	3	0	1	0	198	3.5	34	3	6	9	32

CLARKE MACARTHUR

41 CENTER
ACQUIRED 2003

BORN: April 6, 1985
in Lloydminster, Alberta



CAREER HIGHLIGHTS:

GOALS: 2, 11/16/07 vs. Montreal
ASSISTS: 2, 2/27/07 @ Toronto
POINTS: 3, 2/27/07 @ Toronto (1+2)
PIM: 4, 1/29/08 @ Tampa Bay
LONGEST POINT STREAK: 3 games; 1/6/08 @ Atlanta to 1/10/08 @ Ottawa (0+3)

CAREER TRANS ACTIONS:

Buffalo's third round choice (74th overall) of 2003 NHL Entry Draft.

2007.2008 REGULAR SEASON:

Games missed due to injury: One (flu)... Played in a career high 37 games... Recorded a career high 15 points (8+7)... Scored the GW OT goal in his first game of the season vs. Boston (11/7/07)... Set career highs in goals (8), assists (7), points (15) and penalty minutes (20)... Scored two goals in his only multi-point game of the year vs. Montreal (11/23/07)... Established a career high three-game scoring streak (2+1) starting @ Atlanta (1/6/08) and ending @ Ottawa (1/10/08)... Leading AHL in scoring at time of first recall on November 7 with 18 pts (8+10) in 14 games.

NHL CAREER:

2008-07: Led Amerks with 63 points (21+42) in 51 games... Had two 9 game point streaks: 12/5-12/30 (5+13) and 1/16-2/10 (3+12)... Participated in 2007 AHL All-Star Game... Recorded 7 points (3+4) in 19 games for Buffalo during three recalls... Made his NHL debut on Dec. 19 vs. Montreal... Had his first career multi-point game at Toronto on Feb. 27... Scored his first NHL goal vs. Ottawa on Feb. 22...
2005-06: Appeared in 69 games for the Rochester Americans (AHL)... Finished second on the team in points and goals... Also tied for the team lead with four GWG... Recorded his first four-point game (0+4) on 3/31 against Syracuse... Scored his first professional goal on 10/28 at Toronto... He had his first three-point game (0+3) as a pro on 10/15...
2004-05: Finished second in scoring for the Medicine Hat Tigers (WHL) with 74 points (30+44) in 58 games... He led the team in postseason scoring with 11 points (3+8) in 13 games... He won a gold medal with Team Canada at the World Junior Hockey Championships... Played for "Team WHL" in the CHL's Canada-Russia Challenge in December 2004... Named the WHL Player of the Week (10/4 to 10/11).
2003-04: He was named to the Memorial Cup All-Star Team... Was a member of the WHL Championship Team. Played for "Team WHL" in the CHL's Canada-Russia Challenge... Won a silver medal with Team Canada at the 2002 World Under-17 Challenge in Stonewall, MB.



HEIGHT: 6 ft 0 in WEIGHT: 180

SHOOTS: Left

LAST AMATEUR CLUB:
Medicine Hat (WHL)

vs. NHL

TEAM	GP	G	A	TP	PIM
ANA	0	0	0	0	0
ATL	4	1	1	2	2
BOS	4	1	0	1	0
CGY	0	0	0	0	0
CAR	0	0	0	0	0
CHI	0	0	0	0	0
COL	1	0	0	0	0
CBJ	0	0	0	0	0
DAL	1	0	0	0	2
DET	0	0	0	0	0
EDM	0	0	0	0	0
FLA	3	0	0	0	0
LA	0	0	0	0	0
MIN	1	0	0	0	0
MON	6	2	0	2	0
NSH	1	0	0	0	2
NJ	5	0	1	1	2
NYI	0	0	0	0	0
NYR	3	0	1	1	2
OTT	6	3	1	4	8
PHI	2	1	1	2	0
PHX	1	0	0	0	2
PIT	3	0	0	0	0
SJ	0	0	0	0	0
STL	1	0	1	1	0
TB	3	1	1	2	4
TOR	8	1	4	5	0
VAN	0	0	0	0	0
WSH	3	1	0	1	0
NHL TOTALS	56	11	11	22	24

PERSONAL FILE:

Nickname – Grizz... Hobbies include golf and fishing... Favorite food is seafood... Prefers his chicken wings mild... Other favorites include: Dave Matthews Band and Red Hot Chili Peppers (band), Seinfeld (TV show), Good Will Hunting (movie)... Matt Damon (actor)... His most memorable hockey moment is winning the World Junior Championship.


CAREER STATS

SEASON	TEAM	LEAGUE	REGULAR SEASON												PLAYOFFS				
			GP	G	A	TP	+/-	PIM	PP	SH	GW	GT	S	S%	GP	G	A	TP	PIM
2002-03	Medicine Hat	WHL	70	23	52	75	-27	104	--	--	--	--	--	--	11	3	6	9	8
2003-04	Medicine Hat	WHL	62	35	40	75	14	93	--	--	--	--	--	20	8	10	18	16	
2004-05	Medicine Hat	WHL	58	30	44	74	27	100	--	--	--	--	--	13	3	8	11	18	
	Rochester	AHL	0	0	0	0	0	0	0	0	0	0	0	3	0	1	1	0	
2005-06	Rochester	AHL	69	21	32	53	-1	71	8	1	4	--	128	16.4	--	--	--	--	--
2006-07	Rochester	AHL	51	21	42	63	8	57	10	1	3	--	118	17.7	6	2	4	6	4
	Buffalo	NHL	19	3	4	7	4	4	0	0	0	0	16	18.8	--	--	--	--	--
2007-08	Buffalo	NHL	37	8	7	15	3	20	0	51	0	0	16	15.7	--	--	--	--	--
Rochester	AHL	43	14	28	42	-18	26	9	1	0	0	--	--	--	--	--	--	--	--
	NHL Totals		56	11	11	22	7	24	0	0	1	--	67	16.7	--	--	--	--	--
	Buffalo Totals		56	11	11	22	7	24	0	0	1	--	67	16.7	--	--	--	--	--

ADAM MAIR

22 CENTER
ACQUIRED 1997

BORN: February 15, 1979
in Hamilton, Ontario



CAREER HIGHLIGHTS:

GOALS: 1, 23 times. Most recent: 3/14/08 vs. Carolina
ASSISTS: 3, four times. Most recent: 3/14/08 vs. Carolina
POINTS: 3, five times. Most recent: 3/14/08 vs. Carolina
PIM: 47, 12/20/01 at Ottawa
LONGEST POINT STREAK: 3 games, two times. Most recent: 10/11/07 vs. Atlanta to 10/15/07 vs. Toronto (2+1)

CAREER TRANS ACTIONS:

Acquired from Los Angeles along with a 5th-round draft choice (Thomas Morrow) in the 2003 Entry Draft in exchange for Erik Rasmussen, July 24, 2002; Traded to Los Angeles by Toronto along with Toronto's 2nd-round choice (Mike Cammalleri) in 2001 Entry Draft for Aki Berg, March 13, 2001; Originally selected by Toronto in the 4th-round (84th overall) of the 1997 Entry Draft.

2007-2008 REGULAR SEASON:

Games missed due to injury: 10 (ankle) ... Recorded a career high three points (1+2) on March 14 vs. Carolina (3/14) in his only multi-point game of the year... Tied a career high with a three-game point streak (2+1) which started vs. Atlanta (10/11) and ended vs. Toronto (10/15).

NHL CAREER:

2006-07: Played in all 82 games for the first time in his career... Matched his career-high with two assists vs. FLA (11/10)... Had 29 PIMs @ WSH (12/2)... 46 of his 126 PIMs came in two games... First 41 games of the season: 4 points (1+3) in 41 games... Multi-point games: 1... Preseason: 3 points (2+1) in 5 games... **2007 PLAYOFFS:** Had career-high five points (1+4) in 16 games... Had three points (1+2) in five games vs. NYI... Had two assists in six games vs. NYR... **2005-06:** Recorded seven points (2+5) in 40 games... Missed 33 games with post-concussion symptoms suffered after collision with Tyson Nash of Phoenix (1/12)... Scored first goal of the season vs. Montreal (11/4)... Missed first five games of season with groin injury suffered during training camp... Activated from IR (10/15)... **2006 PLAYOFFS:** Pointless in four games... **2003-04:** Netted career-high tying six goals to go with career-best 14 assists... Assisted on game-winning goal vs. Pittsburgh (3/26)... Appeared in 200th NHL game vs. Boston (3/11)... Recorded fourth goal of season with marker @ Washington (3/10)... Netted third goal of season with first-period tally @ Ottawa (2/28)... Assisted on Daniel Briere's GWG @ Washington (12/27)... Scored goal vs. New Jersey (12/19)... Scored his first goal of season in victory @ Anaheim (10/24)... Took three shots in game... Won 6-of-8 faceoffs and had seven penalty minutes vs. N.Y. Islanders (10/11). **2002-2003:** Returned to Sabres' lineup vs. Montreal (3/28) after missing three games with bruised foot... Had career-long, three-game point streak (2+1) from vs. St. Louis (2/11) to vs. N.Y. Rangers (2/15)... Scored goal in 5-4 win vs. N.Y. Rangers (2/15)... Scored goal vs. St. Louis (2/11)... Scored goal @ Montreal (12/21)... Scored first career GWG in 4-3 victory vs. Washington (12/07)... Set career high with two assists vs. Columbus (11/22)... Scored first point as Sabre with first career SHG @ Pittsburgh (10/26)... Made Buffalo debut in 5-1 win vs. N.Y. Islanders (10/10). **2001-02:** Split the season between Los Angeles and Manchester



HEIGHT: 6 ft 1 in WEIGHT: 208

SHOOTS: Right

LAST AMATEUR CLUB:
Owen Sound (OHL)

vs. NHL

TEAM	GP	G	A	TP	PIM
ANA	7	1	0	1	2
ATL	18	1	3	4	52
BOS	28	0	4	4	25
BUF	4	0	0	0	2
CGY	5	0	1	1	21
CAR	18	4	3	7	14
CHI	6	0	0	0	4
COL	5	0	1	1	7
CBJ	6	0	2	2	6
DAL	5	0	0	0	4
DET	5	0	2	2	2
EDM	4	0	0	0	4
FLA	18	0	4	4	9
LA	4	0	2	2	6
MIN	6	0	1	1	2
MON	30	3	3	6	40
NSH	7	0	2	2	13
NJ	19	1	4	5	20
NYI	21	1	1	2	26
NYR	18	1	1	2	23
OTT	30	2	1	3	103
PHI	20	1	2	3	26
PHX	7	0	0	0	17
PIT	24	2	2	4	34
SJ	9	0	3	3	0
STL	5	1	0	1	20
TB	20	0	3	3	29
TOR	29	1	4	5	37
VAN	8	0	0	0	14
WSH	20	4	5	9	54
NHL TOTALS	406	23	54	77	616

(AHL)...Began season with Manchester (AHL), appearing in 11 games (4+4)...Sustained right eye injury after being hit by puck during second week of season...Surgery required four plates and 16 screws to be inserted around right orbital bone...Recalled 12/10...Played eight games for Los Angeles from 12/16 to 1/26, scoring first goal as King vs. N.Y. Islanders (1/19)...Reassigned to the Monarchs 1/31 and was recalled on two other occasions, 2/04 and 3/05...Played in 10 of Kings' final 19 regular-season games (one assist)...Reassigned to Manchester (4/10)...Assessed career-high 47 PIMs @ Ottawa (12/20) for leaving the player's bench to join altercation...Incident led to 10-game NHL suspension...Missed 13 games due to coach's decision... **2000-01**: Began season with St. John's (AHL) and was recalled to Toronto 12/05 for 16 games...Acquired by the Kings (3/13) and was assigned to Lowell (AHL)...Made Kings' debut (3/17) vs. San Jose. **1999-00**: Recalled by Toronto from St. John's 11/29 and scored first NHL regular-season goal vs. Washington (11/29)...Reassigned to St. John's 12/28. **1998-99**: Completed fourth season with Owen Sound...Named captain for Team Canada at the 1999 World Junior Tournament and helped team to a silver medal...Recalled by Toronto (5/03) for the NHL playoffs and played five games, scoring first NHL goal in Game Three of the second round vs. Pittsburgh. 1997-98: Set junior career highs for goals (25), points (52) and penalty minutes (179).

PERSONAL FILE:

Nickname – Mairsy... Lists his dad as the most influential person in his life... Started playing hockey at age 3... favorite athlete is Wayne Gretzky... Other favorites include Italian (food), Rome (TV show), Lord of the Rings (movie), Metallica (band), and Anthony Hopkins (actor)... Hobbies include watching movies, fishing and golfing... If he wasn't a hockey player he would be a teacher.

CAREER STATS

SEASON	TEAM	LEAGUE	REGULAR SEASON													PLAYOFFS					
			GP	G	A	TP	+/-	PIM	PP	SH	GW	GT	S	S%	GP	G	A	TP	PIM		
1994-95	Ohsweken	OJHL-B	39	21	23	44	--	91	--	--	--	--	--	--	--	--	--	--	--	--	
1995-96	Owen Sound	OHL	62	12	15	27	--	63	--	--	--	--	--	--	--	--	6	0	0	0	2
1996-97	Owen Sound	OHL	65	16	35	51	--	113	--	--	--	--	--	--	--	--	4	1	0	1	2
1997-98	Owen Sound	OHL	56	25	27	52	--	179	--	--	--	--	--	--	--	--	11	6	3	9	31
1998-99	Owen Sound	OHL	43	23	41	64	--	109	--	--	--	--	--	--	--	--	16	10	10	20	47
	St. John's	AHL	--	--	--	--	--	--	--	--	--	--	--	--	--	--	3	1	0	1	6
1999-00	Toronto	NHL	--	--	--	--	--	--	--	--	--	--	--	--	--	--	5	1	0	1	14
	Toronto	NHL	8	1	0	1	-1	6	0	0	0		7	14.3			5	0	0	0	8
2000-01	St. John's	AHL	66	22	27	49	--	124	--	--	--	--	--	--	--	--	--	--	--	--	--
	Toronto	NHL	16	0	2	2	3	14	0	0	0		17	0.0			--	--	--	--	--
2001-02	St. John's	AHL	47	18	27	45	--	69	--	--	--	--	--	--	--	--	--	--	--	--	--
	Los Angeles	NHL	10	0	0	0	-3	6	0	0	0		5	0.0			--	--	--	--	--
2002-03	Manchester	AHL	27	10	9	19	--	48	--	--	--	--	--	--	--	--	5	5	1	6	10
	Los Angeles	NHL	18	1	1	2	1	57	0	0	0	0	10	10.0			--	--	--	--	--
2002-03	Buffalo	NHL	79	6	11	17	-4	146	0	1	1	0	83	7.2			--	--	--	--	--
2003-04	Buffalo	NHL	81	6	14	20	-3	146	1	0	1	0	82	7.3			--	--	--	--	--
2005-06	Buffalo	NHL	40	2	5	7	-2	47	0	0	0	--	40	5.0			3	0	0	0	0
2006-07	Buffalo	NHL	82	2	9	11	-1	128	0	0	0	0	73	2.7			16	1	4	5	10
2007-08	Buffalo	NHL	72	5	12	17	-2	66	0	0	2	0	62	8.1			--	--	--	--	--
	NHL Totals		406	23	54	77	-12	616	1	1	4	0	379	6.0			29	2	4	6	32
	Buffalo Totals		354	21	51	72	-12	533	1	1	4	0	340	6.1			19	1	4	5	10

RYAN MILLER

30 GOALTENDER ACQUIRED 1999

BORN: July 17, 1980
in East Lansing, Michigan



CAREER HIGHLIGHTS:

- MOST SHOTS FACED:** 49, @ Ottawa (3/18/06)
- MOST SAVES:** 45, @ Ottawa (3/18/06)
- MOST SAVES IN 50:** 35, vs. Toronto (2/13/08)
- LONGEST SHUTOUT SEQUENCE:** 122:24 (1/10/03 to 1/16/03)
- MOST GOALS ALLOWED:** 7, vs. Detroit (12/10/03)
- LONGEST UNDEFEATED STREAK:** 8 games, 8-0, 10/4/06 @ Carolina to 10/26/06 @ New York Islanders

CAREER TRANS ACTIONS:


Buffalo's 5th-round draft choice (138th overall) in the 1999 NHL Entry Draft.

2007.2008 REGULAR SEASON:

Set a franchise record and career high with 76 games played and 4474 minutes played... He tied with Miikka Kiprusoff for third in the league in games played and was third overall in minutes played... His 36 victories was sixth best in the NHL... Finished third in the league with 1907 saves on the season, a career high... Won a season-high six games in a row starting vs. NY Islanders (12/12) and ending @ Philadelphia (12/22)... Allowed only 15 goals during win streak and made a season-high 42 saves against NY Islanders (12/19)... Earned his first shutout and first victory of the year with a 20-save performance vs. Atlanta (10/11)... His 35-save shutout vs. Toronto (2/13) set a career high for shutouts in a season (3) and was a career high for saves made in a shutout.

NHL CAREER:

2006-07: Set a new Sabres record with 40 wins, while playing in a career-high 63 games... Voted in as Eastern Conference starter for All-Star Game... Played in a career-high 13 straight games from Feb. 10-Mar. 13... Made 29 saves to earn third career shutout in 3-0 win @ NYI (10/26)... Missed 5 games with muscle strain... First 41 games of the season -- 21-7-2 with 2.67 GAA in 31 games... **2007 PLAYOFFS:** Posted a 9-7 record with 2.22 GAA and .922 save percentage while starting all 16 games... Now ranks second on franchise's all-time list in playoff wins (20), goalie games (34), and goalie minutes (2,152)... Posted a 4-1 record in five games vs. NYI... Made 30 saves in Game 5 (4/20)... Finished series with 2.21 GAA and .918 save percentage... Went 4-2 vs. NYR... Made a playoff career-high 44 saves in Game 3 vs. NYR (4/29)... Stopped 22 of 23 shots in Game 5 vs. NYR (5/4)... **2005-06:** Registered a 30-14-3 record in 48 games... Finished with a 2.60 GAA... Missed 18 games (11/2 to 12/8) with a fractured thumb... Named NHL Defensive Player of the Week twice (12/25 and 2/5)... Earned second career shutout, making 31 saves in 6-0 win vs. TOR (4/16)... Stopped a career-high 45 shots in 4-2 loss @ Ottawa (3/18)... Made 27 saves and picked up an assist in 3-1 win vs. Toronto (3/16)... Returned to action @ Philadelphia (12/19), making 33 saves in a 2-1 shootout win... Activated from IR (12/9), and sent to Rochester on conditioning assignment... **2006 PLAYOFFS:** Finished with a record of 11-7, 2.56 GAA and .908 save % in 18 games... Stopped 25 shots in 2-1 OT win vs. Carolina (5/30)... Made 24 saves in 4-3 win vs. Carolina (5/24)... Made 29 saves including 16 in 3rd period @ Carolina (5/20)... Stopped 34 shots in series-clinching win @ Ottawa (5/13)... Made 43 saves in a 2-1 win @ Ottawa (5/8)... Stopped 21 shots in series clinching 7-1 win @ Philadelphia (5/2)... Earned first career playoff shutout by making 24 saves in 3-0 win vs. Philadelphia (4/30)... **2004-05:** Was awarded the Aldege "Baz" Bastien Award as the AHL's top goaltender... Was named an AHL First Team All-Star... Set the Amerks' all-time



HEIGHT: 6 ft 3 in WEIGHT: 160

SHOOTS: Left

LAST AMATEUR CLUB:
Michigan State (NCAA - CCHA)

vs. NHL

TEAM	GP	GA	SO	W	L	O	GAA
ANA	1	4	0	0	1	0	4.00
ATL	11	25	1	6	2	2	2.31
BOS	18	46	0	11	3	4	2.49
CGY	1	2	0	1	0	0	1.85
CAR	10	29	0	6	2	2	2.84
CHI	2	2	0	2	0	0	1.00
COL	1	3	0	0	1	0	3.04
CBJ	3	9	0	1	2	0	3.02
DAL	1	1	0	1	0	0	1.00
DET	4	17	0	1	3	0	4.23
EDM	2	2	0	2	0	0	0.99
FLA	8	17	0	5	3	0	2.13
LA	3	9	0	1	1	0	3.38
MIN	2	4	1	1	1	0	2.23
MON	18	48	0	10	5	3	2.62
NSH	2	7	0	1	1	0	3.75
NJ	12	31	0	3	6	3	2.52
NYI	13	39	1	7	6	0	3.02
NYR	10	27	0	5	3	2	2.87
OTT	18	54	0	7	10	0	3.20
PHI	12	33	0	7	3	1	2.79
PHX	--	--	--	--	--	--	--
PIT	8	21	0	2	4	2	2.62
SJ	2	3	0	1	0	1	1.44
STL	1	4	0	0	1	0	4.07
TB	12	30	0	11	1	0	2.47
TOR	18	46	2	12	6	0	2.67
VAN	2	6	0	1	1	0	2.92
WSH	10	25	1	7	2	0	2.75
NHL TOT	205	544	7	112	68	20	2.72

single season shutout mark with eight... Appeared in 63 regular season games, compiling a record of 41-17-4 and a 2.45 goals-against average... Miller led the AHL in victories (41) and saves (1,814), while ranking second in shutouts (8) and minutes played (3,738)... Became the AHL's first 40-game winner in four decades, since Gerry Cheevers in 1964-65. Claimed Top Goaltender honors in the All-Star Skills Competition for the second consecutive year and earned the win in net for PlanetUSA at the 2005 All-Star Classic in Manchester, N.H. ... **2003-04:** Appeared in three games with Sabres, starting season opener @ Philadelphia (10/09) and home opener vs. N.Y. Islanders (10/11)... With Rochester: Recorded career-high five shutouts in regular season with Amerks... Recorded assist on power-play goal @ Hamilton (3/13)... **2004 PLAYOFFS:** Stopped 29 shots in win over Milwaukee (5/20)... Won fifth-straight outing with 27 saves vs. Hamilton (5/09)... Recorded 28 saves vs. Hamilton (5/08)... Picked up shutout vs. Hamilton (5/05)... Made 33 saves in game seven overtime win over Syracuse (5/01)... Kicked out 30 shots for a shutout @ Syracuse (4/17)... **2002-03:** Appeared in four games for Team USA at 2003 World Championships... Made 64 saves and posted 2.49 GAA... Recorded wins over Slovenia and Belarus... Named to Young Stars Game @ NHL All-Star Game in Florida (2/1)... Recorded first NHL shutout with 22 saves in 1-0 win @ Minnesota (1/14)... Made 17 saves to win first career NHL game in 5-4 victory vs. Columbus (11/22)... Started first NHL game @ New Jersey (11/19), making 21 saves in OT loss... Recalled from Rochester (11/18)... With Rochester: Named Amerks' Rookie of the Year... Ended rookie season with 23-18-5 record and 2.34 GAA... Finished fifth in the AHL in GAA... Recorded first professional playoff win (4/12)... Won five of last six games to help Rochester make playoffs... Had nine-game unbeaten streak from 11/29 to 12/22 (8-0-1) after six-game win streak from 11/29 to 12/13. **2001-02:** Led all goaltenders with .949 save percentage and was second with 1.76 GAA at 2002 World Championships... Finished collegiate career 73-18-12 with NCAA-record 26 shutouts... Went 26-9-5 with eight shutouts, 1.77 GAA and .936 save percentage in junior season... Hobey Baker Memorial Award finalist... Named CCHA Best Goaltender for third-straight season and won league's Most Valuable Player for second year in a row... MSU's Most Valuable Player for second consecutive season... Ranked first nationally in victories and shutouts, third in save percentage and fourth in GAA and minutes played at end of junior season... Ended Michigan State career ranked fourth in wins (73), fifth in games played (106) and first in GAA (1.54), save percentage (.941) and shutouts (26). **2000-01:** Won the 2001 Hobey Baker Award, given to college hockey's top player... Became the second goaltender to receive the Hobey (Minnesota's Robb Stauber in 1988 was first)... USA Hockey College Player of the Year... Tabbed College Hockey Player of the Year by The Hockey News... Honored as Spartan hockey's Most Valuable Player and won the George Alderton Award for MSU male athlete of the year... Led the nation in save percentage, GAA, wins, winning percentage and shutouts... Became the NCAA's career shutout leader when he backstopped the Spartans to a 3-0 win over Alaska Fairbanks (2/10)... His 10 shutouts in 2000-01 were second-best single-season effort in NCAA history... Set NCAA single-season record with .950 save percentage while 1.31 GAA was third-best in NCAA history. 1999-2000: Second-team All-CCHA and CCHA All-Rookie Team selection... Posted eight shutouts – the most in a season by a goaltender in CCHA or WCHA history.

PERSONAL FILE:

Nickname – Millsy... Lists his parents as the most influential people in his life... Michigan State was his favorite sports team while growing up... Favorite athlete is Curtis Joseph... Other favorites include chicken parmesan (food), Entourage (TV show), Super Troopers (movie), White Stripes (band) and Rachel McAdams (actress)... Hobbies include photography and guitar... The best concert he has ever seen is Dave Matthews in Detroit.


CAREER STATS

CAREER STATS			REGULAR SEASON					PLAYOFFS						
SEASON	TEAM	LEAGUE	GP	MIN	GA	SO	GAA	W-L-T	GP	MIN	GA	SO	GAA	W-L
1997-98	Sault Ste. Marie	NAJHL	31	1804	72	1	2.39	17-13-0	6	311	10	1	1.93	2-4
1998-99	Sault Ste. Marie	NAJHL	47	2711	104	8	2.30	31-14-1	4	218	10	1	2.75	2-2
1999-00	Michigan State	CCHA	26	1525	39	8	1.53	16-5-3	--	--	--	--	--	--
2000-01	Michigan State	CCHA	40	2447	54	10	1.32	31-5-4	--	--	--	--	--	--
2001-02	Michigan State	CCHA	40	2411	71	8	1.77	26-9-5	--	--	--	--	--	--
2002-03	Rochester	AHL	47	2817	110	2	2.34	23-18-5	3	190	13	0	4.11	1-2
	Buffalo	NHL	15	912	40	1	2.63	6-8-1	--	--	--	--	--	--
2003-04	Buffalo	NHL	3	177	15	0	5.06	0-3-0	--	--	--	--	--	--
2003-04	Rochester	AHL	60	3579	132	5	2.21	27-25-7	14	857	26	2	1.82	7-7
2004-05	Rochester	AHL	63	3740	153	8	2.45	41-17-4	9	547	24	0	2.63	5-4
2005-06	Buffalo	NHL	48	2863	124	1	2.60	30-14-3	18	1123	48	1	2.56	11-7
	Rochester	AHL	2	119	5	0	2.50	1-1-0	--	--	--	--	--	--
2006-07	Buffalo	NHL	63	3693	168	2	2.73	40-16-6	16	1029	38	0	2.22	9-7
2007-08	Buffalo	NHL	76	4474	197	3	2.64	36-27-10	--	--	--	--	--	--
	NHL Totals		205	12119	544	7	2.69	112-68-20	34	2152	86	1	2.40	20-14
	Buffalo Totals		205	12119	544	7	2.69	112-68-20	24	2152	86	1	2.40	20-14

TEPPO NUMMINEN

27 DEFENSE
ACQUIRED 2005

BORN: July 3, 1968
in Tampere, Finland



CAREER HIGHLIGHTS:

GOALS: 2, four times. Most recent, 3/9/02 vs. Ottawa
ASSISTS: 4, 3/7/02, vs. Vancouver
POINTS: 4, twice. Most recent: 3/7/02 vs. Vancouver
PIM: 6, 12/14/02 @ Philadelphia
LONGEST POINT STREAK: 7 games, twice. Most recent, 1/3/96 to 1/16/96 (1+10=11)

CAREER TRANS ACTIONS:

Signed as unrestricted free agent on Aug. 4, 2005, from Dallas; Traded to Dallas by Phoenix for Mike Sillinger, July 22, 2003; Originally selected by Winnipeg in the 2nd-round (29th overall) of the 1986 Entry Draft.

2007.2008 REGULAR SEASON:

Activated on April 1st after missing first 79 games (open heart surgery)...Played in season finale @ Boston (4/5/08) and registered one shot on goal.

NHL CAREER:

2006-07: Games missed due to injury: 2 (broken toe); Multi-point games: 4... Played in 1,252nd NHL game on Nov. 13 @ CAR, the most ever by a European-trained NHL player... Had a pair of three-point games, and a trio of three-game point streaks... **2007 PLAYOFFS:** Had four points (0+4) in 16 games... Led Sabres with plus-10 rating... Had two points (0+2) in five games vs. NYI... Had an assist in six games vs. NYR... Had an assist in five games against OTT... **2005-06:** Recorded 40 points (2+38) in 75 games... Missed seven games due to injury... Scored first goal as a Sabre and added one assist @ Philadelphia (3/11) ... Consecutive assist streak stopped at 33...Two assists @ Montreal (2/7) set new NHL record for most assists from the start of the season without scoring a goal...Had three assists in 5-2 win vs Toronto (11/11)... **2006 PLAYOFFS:** Two points (1+1) in 12 games... Missed five games with hip flexor sustained in Game 1 @ Carolina (5/20)... Scored ninth career playoff goal @ Ottawa (5/5)... **2003-04:** Appeared in the 1,100th game of his NHL career and posted his first point as a Dallas Star with an assist @ Nashville (10/11)...Became the 105th NHL player to appear in 1,100 games... Missed five games (3/20-3/28) with a dilated aorta... **2002-03:** Led Phoenix defensemen in assists (24) and points (30) and led all Phoenix players in average ice time (23:51) and in power play assists (14)...**2001-02:** Finished tied for sixth among all NHL defensemen in points (48) and tied for ninth in goals (13)...Set a career-high in goals and game-winning goals (6)...Became the all-time franchise leader in games played with 951, surpassing Thomas Steen's 950, @ Dallas (10/18)...Played in his 1,000th career NHL game vs. Columbus (3/3)...Set a career-high with four assists vs. Vancouver (3/7)...Tallied his 100th career NHL goal @ Nashville (3/15)...Recorded his 500th career NHL point @ Vancouver (4/7)...**2000-01:** Led Coyotes defensemen in assists (26), points (31) and shots (109)...Played in his 900th NHL game vs. Atlanta (12/22)...Represented Phoenix at NHL All-Star Game (World All-Stars), recording two assists in his third straight All-Star appearance. **1999-00:** Led Coyotes defensemen in assists (34) and points (42)...Represented Phoenix at the NHL All-Star Game in Toronto, his second All-Star appearance... Recorded three points (2+1) @ Vancouver (10/28), tying his career-high for goals in a game... Missed game vs. Dallas (3/3) with injury,



HEIGHT: 6 ft 2 in WEIGHT: 198

SHOOTS: Right

LAST AMATEUR CLUB:
Tappara (Finland)

vs. NHL

TEAM	GP	G	A	TP	PIM
ANA	50	4	24	28	20
ATL	15	1	6	7	8
BOS	48	3	16	19	10
BUF	27	1	11	12	10
CGY	79	4	27	31	20
CAR	37	5	20	25	18
CHI	58	5	18	23	22
COL	51	3	24	27	28
CBJ	17	2	5	7	12
DAL	62	7	30	37	24
DET	63	10	18	28	14
EDM	79	7	30	37	22
FLA	24	2	9	11	8
LA	87	6	39	45	24
MIN	16	0	3	3	6
MON	42	4	17	21	10
NSH	23	2	7	9	0
NJ	36	2	7	9	18
NYI	38	4	10	14	16
NYR	37	2	17	19	14
OTT	31	5	6	11	20
PHI	38	3	20	23	16
PHX	5	0	1	1	0
PIT	37	1	11	12	10
SJ	59	5	29	34	34
STL	61	5	23	28	24
TB	27	1	7	8	10
TOR	55	7	22	29	22
VAN	77	11	31	42	34
WSH	37	3	17	20	17
NHL TOTALS	1315	115	505	620	491

ending the longest current streak in the NHL for consecutive games played (360)...Set 2nd longest consecutive games played streak (360 games) in franchise history from Dec. 17, 1995 - Mar. 1, 2000 (last game missed was Dec. 15, 1995)...**1998-99**: Represented the Coyotes as a starter for the World All-Star Team at the NHL All-Star game...Led all Coyotes defensemen in goals (10), assists (30), points (40) and shots (156)...For 5th time in his career, played in all 82 Coyotes games (his third consecutive season without missing a game)... **1997-98**: 51 points ranked him T-6th among NHL defenseman in scoring...Led all Coyotes defensemen in scoring and ranked fifth on team in scoring and third in assists... Surpassed Frederik Olausson as the highest scoring defenseman in franchise history with a four point (1+3) performance vs. Anaheim (4/3)...Scored one goal in his 700th NHL game vs. Toronto (3/24)...Recorded 300th NHL point with two assists vs. Montreal (11/5)... **1998 PLAYOFFS**: suffered a groin strain in Game One of the playoffs vs. DET and missed the remainder of the postseason...**1996-97**: Played in all 82 games...Played in his 600th NHL game vs. Chicago (2/6)...Named assistant captain for the Coyotes...**1997 PLAYOFFS**: set career highs in play-off games played (7), goals (3), assists (3) and points (6)... Scored GWG and was +4 in Game 5 at Anaheim. **1995-96**: Set new single season career-highs for assists (43) and points (54) and matched his career-high for goals (11)...Collected a seven-game point streak, recording 1-10-11 from (1/3-1/16)...Collected 200th NHL assist at Hartford (3/1)...Scored two goals 43 seconds apart at NYI (3/3)... **1994-95**: Appeared in 42 games for the Jets in shortened season...**1993-94**: Played in 57 games before being sidelined with a dislocated thumb at Dallas (2/9)...Played in 400th NHL game and was +6 at Los Angeles (11/30). **1992-93**: Had three separate five-game point streaks throughout the year...**1991-92**: Was the only Jets player to play in all 80 games...**1990-91**: Played in his 200th NHL career game vs. New York Islanders (1/25). **1989-90**: Had two separate five-game point streaks... **1988-89**: Registered his first career NHL point and goal (SHG, GTG) in his first career NHL game vs. Vancouver (10/6).

PERSONAL FILE:

Lists Bobby Orr and Bjorn Borg as his boyhood idols...Favortie food is mashed potatoes and meatballs...Spaghetti Bolognese is his pre-game meal of choice...Some of his favorites include U2 and Megadeth (bands), Curb Your Enthusiasm (TV show) and New York City (road city).


CAREER STATS

		REGULAR SEASON													PLAYOFFS				
SEASON	TEAM	LEAGUE	GP	G	A	TP	+/-	PIM	PP	SH	GW	GT	S	5%	GP	G	A	TP	PIM
1985-86	Tappara	Finland	31	2	4	6	--	6	--	--	--	--	--	--	8	0	0	0	0
1986-87	Tappara	Finland	44	9	9	18	--	16	--	--	--	--	--	--	9	4	1	5	4
1987-88	Tappara	Finland	40	10	10	20	--	29	--	--	--	--	--	--	10	6	6	12	6
	Finnish Olympic Team		6	1	4	5	--	0	--	--	--	--	--	--	--	--	--	--	--
1988-89	Winnipeg	NHL	69	1	14	15	-11	36	0	1	0	1	85	1.2	--	--	--	--	--
1989-90	Winnipeg	NHL	79	11	32	43	-4	20	1	0	1	0	105	10.5	7	1	2	3	10
1990-91	Winnipeg	NHL	80	8	25	33	-15	28	3	0	0	0	151	5.3	--	--	--	--	--
1991-92	Winnipeg	NHL	80	5	34	39	15	32	4	0	1	0	143	3.5	7	0	0	0	0
1992-93	Winnipeg	NHL	66	7	30	37	4	33	3	1	0	0	103	6.8	6	1	1	2	2
1993-94	Winnipeg	NHL	57	5	18	23	-23	28	4	0	1	0	89	5.6	--	--	--	--	--
1994-95	Winnipeg	NHL	42	5	16	21	12	16	2	0	0	0	86	5.8	--	--	--	--	--
	Turku	Finland	12	3	8	11		4	--	--	--	--	--	--	--	--	--	--	--
1995-96	Winnipeg	NHL	74	11	43	54	-4	22	6	0	3	0	165	6.7	6	0	0	0	2
1996-97	Phoenix	NHL	82	2	25	27	-3	28	0	0	0	0	135	1.5	7	3	3	6	0
1997-98	Phoenix	NHL	82	11	40	51	25	30	6	0	2	0	126	8.7	1	0	0	0	0
1998-99	Phoenix	NHL	82	10	30	40	3	30	1	0	0	2	156	6.4	7	2	1	3	4
	Finland	Olympics	6	1	1	2		2	--	--	--	--	--	--	--	--	--	--	--
1999-00	Phoenix	NHL	79	8	34	42	21	16	2	0	2	0	126	6.3	5	1	1	2	0
2000-01	Phoenix	NHL	72	5	26	31	9	36	1	0	2	0	109	4.6	--	--	--	--	--
2001-02	Phoenix	NHL	76	13	35	48	13	20	4	0	6	0	117	11.1	4	0	0	0	2
	Finland	Olympics	4	0	1	1		0	--	--	--	--	--	--	--	--	--	--	--
2002-03	Phoenix	NHL	78	6	24	30	0	30	2	0	1	1	108	5.6	--	--	--	--	--
2003-04	Dallas	NHL	62	3	14	17	-5	18	0	0	0	1	83	3.6	4	0	1	1	0
2005-06	Buffalo	NHL	75	2	38	40	6	36	0	0	0	--	60	3.3	12	1	1	2	4
	Finland	Olympics	8	1	2	3	--	2	0	0	0	--	--	--	--	--	--	--	--
2006-07	Buffalo	NHL	79	2	27	29	17	32	0	0	0	--	69	2.9	16	0	4	4	4
2007-08	Buffalo	NHL	1	0	0	0	0	0	0	0	0	--	1	0.0	--	--	--	--	--
	NHL Totals		1315	115	505	620	60	491	39	2	19	5	2017	5.7	82	9	14	23	28
	Buffalo Totals		155	4	65	69	40	100	0	0	0	--	199	2.0	44	1	9	10	12

NATHAN PAETSCH

38 DEFENSE
ACQUIRED 2003

BORN: March 30, 1983
in Humboldt, SK



CAREER HIGHLIGHTS:

GOALS: 1, four times. Most recent: 3/28/08 vs. Montreal
ASSISTS: 2, three times. Most recent: 3/15/07 @ Florida
POINTS: 2, four times. Most recent: 10/27/07 @ Tampa Bay
PIM: 17, 12/7/06 @ Florida
LONGEST POINT STREAK: 4 games, 1/26/07 @ Columbus to 2/1/07 @ Boston (0+4)

CAREER TRANS ACTIONS:

Buffalo's 7th-round choice (202nd overall) in the 2003 NHL Entry Draft; Re-entered the Draft after being selected by Washington in the 2nd round (58th overall) of the 2001 Entry Draft.

2007.2008 REGULAR SEASON:

Games missed due to injury: Five: Concussion (four) and Flu (one)...Did not play in an additional 18 games as a healthy scratch ...Tied his career high two-points in a game on October 27 vs. Tampa Bay...Appeared in his 100th career NHL game on (12/28) vs NJ.

NHL CAREER:

2006-07: Nine (0+9) of his 24 points were scored on the power play... Scored first NHL goal @ TOR on Mar. 3... Had a career-high four-game point streak (0+4) from Jan. 26-Feb. 1... First 41 games of the season: 7 points (0+7) in 25 games... Multi-point games: 3...**2005-06:** Appeared in one game for Buffalo... Made NHL debut, collecting an assist in Buffalo's 3-2 loss to New Jersey (1/7)... Scored 50 points (11+39) in 72 games with Rochester (AHL)... Was leading Rochester in scoring (5+26) at time of recall... Represented Rochester at the 2006 AHL All Star Game. **2006 PLAYOFFS:** Pointless in one game (Game 7 ECF) @ Carolina (6/1)...**2004-05:** Only player to appear in all 80 games with the Rochester Americans (AHL), collecting 23 points (4+19)...Picked up one goal and added one assist @ Hamilton on 2/25...Scored one goal and added one assist @ Hamilton on 1/26...**2003-04:** Appeared in 54 games in rookie professional season...Recorded first professional assist with power-play helper vs. Syracuse (10/26)...Scored first professional goal with short-handed tally vs. Cincinnati (11/10)...Picked up PPA vs. Manitoba (2/06)...Scored goal vs. Binghamton (3/12)...Netted two points (1+1) @ Hamilton (3/13) for first multi-point outing...Racked up assist @ St. John's (3/16) and netted goal vs. Maple Leafs (3/17)...Recorded goal vs. Manitoba (3/21)...**2004 PLAYOFFS:** Scored first professional playoff point with goal in win over Syracuse (4/25)...Credited with assist in game one win @ Hamilton (5/05)...**2002-03:** Finished Moose Jaw career ranked second with 225 (51+174) career points... Appeared in 59 games at Moose Jaw (WHL)...Ranked fifth on team with 54 points...Recorded 13 points (3+10) in the postseason...WHL Eastern Conference Second Team All-Star...Played for WHL Eastern Conference All-Star Team...Member of Team Canada at 2003 World Junior Championships, recording one goal in six games as Canada won silver medal. **2001-02:** Led team with 36 assists...Netted career-best 16 goals...Finished third on squad with 52 points...Added four assists in 12 playoff games...Played for Team Canada at the 2002



HEIGHT: 6 ft 1 in WEIGHT: 196

SHOOTS: Left

LAST AMATEUR CLUB:
Moose Jaw (WHL)

vs. NHL

TEAM	GP	G	A	TP	PIM
ANA	1	0	0	0	0
ATL	6	0	2	2	2
BOS	11	0	2	2	2
BUF	0	0	0	0	0
CGY	1	0	0	0	0
CAR	4	0	0	0	0
CHI	2	0	0	0	4
COL	1	1	0	1	0
CBJ	2	0	1	1	4
DAL	0	0	0	0	0
DET	1	0	0	0	0
EDM	1	0	0	0	0
FLA	6	0	2	2	21
LA	1	0	0	0	2
MIN	1	0	0	0	0
MON	13	1	2	3	4
NSH	2	0	1	1	4
NJ	7	0	2	2	0
NYI	6	0	3	3	2
NYR	5	0	1	1	0
OTT	12	0	2	2	10
PHI	6	0	4	4	10
PHX	1	0	0	0	0
PIT	6	0	1	1	0
SJ	1	0	1	1	0
STL	1	0	0	0	0
TB	5	1	4	5	6
TOR	13	1	1	2	6
VAN	1	0	0	0	0
WSH	6	0	1	1	0
NHL TOTALS	123	4	30	34	77

World Junior Championships, picking up assist in seven games as team won silver medal...Member of WHL Eastern Conference All-Star Team at Hershey Cup CHL All-Star Series. **2000-01**: Originally selected in second round (58th overall) by the Washington Capitals in the 2001 NHL Entry Draft Named Moose Jaw's Defenseman of the Year and Playoff MVP...Recorded team-high 54 assists...Finished fourth overall with 62 points...Played in several national tournaments, including 2000 U-17 Championship and 2000 U-18 Four Nations Cup...Played for Team Cherry in 2001 Top Prospects game. **1999-2000**: Picked up 44 points, highlighted by nine goals in first full WHL season. **1998-99**: Made WHL debut at 16, appeared in two regular-season games and one playoff contest.

PERSONAL FILE:

Nickname – Nate...Lists his dad as the most influential person in his life...Started playing hockey at age 3...Favorite sports team growing up was the Saskatchewan Roughriders (CFL)...Favorite athlete is Wayne Gretzky...Other favorites include steak (food), How I Met Your Mother (TV show), Rounders (movie), Garth Brooks (singer) and Al Pacino (actor).


CAREER STATS

SEASON	TEAM	LEAGUE	REGULAR SEASON												PLAYOFFS				
			GP	G	A	TP	+/-	PIM	PP	SH	GW	GT	S	S%	GP	G	A	TP	PIM
1998-99	Moose Jaw	WHL	2	0	0	0	--	0	--	--	--	--	--	--	1	0	0	0	0
1999-00	Moose Jaw	WHL	68	9	35	44	--	49	--	--	--	--	--	4	0	1	1	0	
2000-01	Moose Jaw	WHL	70	8	54	62	--	118	--	--	--	--	--	4	1	2	3	6	
2001-02	Moose Jaw	WHL	59	16	36	52	--	86	--	--	--	--	--	12	0	4	4	16	
2002-03	Moose Jaw	WHL	59	15	39	54	--	81	--	--	--	--	--	13	3	10	13	6	
2003-04	Rochester	AHL	54	5	5	10	2	47	0	1	2	--	71	16	1	1	2	28	
2004-05	Rochester	AHL	80	4	19	23	15	150	1	0	0	--	96	9	1	1	2	16	
2005-06	Rochester	AHL	72	11	39	50	3	90	7	0	1	--	202	--	--	--	--	--	
	Buffalo	NHL	1	0	1	1	-1	0	0	0	0	--	0	1	0	0	0	0	
2006-07	Buffalo	NHL	63	2	22	24	10	50	0	0	0	0	62	--	--	--	--	--	
2007-08	Buffalo	NHL	59	2	7	9	3	27	0	0	0	0	41	--	--	--	--	--	
NHL Totals			123	4	30	34	12	77	0	0	0	0	103	3.8	1	1	0	0	0
Buffalo Totals			123	4	30	34	12	77	0	0	0	0	103	3.8	1	1	0	0	0

DANIEL PAILLE

20 LEFT WING ACQUIRED 2002

BORN: April 15, 1984
in Welland, Ontario



CAREER HIGHLIGHTS:

GOALS: 2, four times. 3/12/08 @ Pittsburgh
ASSISTS: 2, two times. Most recent: 11/22/06 vs. Toronto
POINTS: 2, nine times. Most recent: 3/14/08 vs. Carolina
PIM: 4, 4/7/07 @ Washington
LONGEST POINT STREAK: 4 games. Most recent: 12/21/07 vs. Philadelphia to 12/28/07 @ New Jersey (2+1)

CAREER TRANS ACTIONS:


Buffalo's first-round choice (20th overall) in the 2002 NHL Entry Draft.

2007-2008 REGULAR SEASON:

Games missed due to injury: Two (concussion)...Did not play in two additional games as a healthy scratch...Multi-point games: six...Set career highs in goals (19), assists (16), points (35) and shorthanded goals (3)...Scored twice, including one shorthanded goal @ Pittsburgh (3/12/08)...Had a career high four game point streak (0+4) starting vs. Philadelphia (12/21/07) and ending @ New Jersey (12/28/07)...Had five points in three games (4+1) starting @ Pittsburgh (3/12/08) and ending @ Toronto (3/15/08).

NHL CAREER:

2006-07. Scored career-high two goals vs. BOS (1/17)... Had a pair of career-high two-game point streaks, including four points (0+4) in two games from Nov. 20-22... missed 15 games due to injury:(broken finger)... Multi-point games: 3... Recalled from Rochester (AHL) on five separate occasions during the season... Remained in Buffalo for good following Jan. 25 recall... Finished with 21 points (7+14) and +12 in 29 games with Rochester... **2007 PLAYOFFS:** Made his postseason debut in Game 4 at NYR (5/1)...**2005-06.** Scored one goal and two assists in 14 games during his recall to the Sabres... Had 27 points (14+13) in 45 games with Rochester (AHL)... Scored first career NHL goal and added one assist vs. Los Angeles (1/14)... Assisted on Henrik Tallinder's goal to earn his first NHL point @ Tampa Bay (12/22)...Made his NHL debut @ Florida (12/21)... Had seven points (3+4) in 11 games with Rochester (AHL) at the time of his recall on 12/21...**2004-05:** Led the Amerks in short-handed goals (3)...Collected four points (2+2) in nine playoff games...Picked up his second career hat-trick @ Cleveland on (2/18)... Collected his first professional hat-trick @ Cleveland on 1/7...**2003-04** Set career highs in goals (37), assists (43), points (80) and penalty minutes (63)...Scored a goal in last three games (3+1) of quarterfinal round...Finished 11th in OHL points for regular season...Recorded six-game goal streak in regular season...Had league-best five-game scoring streak (6+1) in play-offs...Recorded goal and two assists vs. London in OHL West Finals...Picked up goal and three assists vs. Mississauga in OHL Finals in game three and assist in game four...Finished 10th in OHL for playoff scoring...Captain of Team Canada, which won silver medal, at World Junior Championships...Named Hardest Worker, Best Bodychecker, Best Defensive Forward and second-best Penalty Killer in Western Conference in OHL Coaches' Poll...Ranks second all-time in Guelph with 116 career goals. **2002-03:** Recorded 17 multi-point games in 2002-03...Had five-game scoring streak from 10/12 to 10/25...Won silver medal as member of Team Canada at 2003 World Junior Championships...Named Assistant Captain. **2001-02:** Played in the 2002 CHL Top Prospects Game.



HEIGHT: 6 ft 1 in WEIGHT: 195

SHOOTS: Left

LAST AMATEUR CLUB:
Guelph (OHL)

vs. NHL

TEAM	GP	G	A	TP	PIM
ANA	1	0	0	0	0
ATL	4	3	2	5	2
BOS	13	5	1	6	10
CGY	2	0	0	0	0
CAR	4	1	1	2	0
CHI	1	0	0	0	2
COL	0	0	0	0	0
CBJ	2	0	0	0	0
DAL	1	0	0	0	0
DET	1	0	0	0	0
EDM	2	0	0	0	0
FLA	6	1	0	1	2
LA	2	1	1	2	0
MIN	0	0	0	0	0
MON	11	3	1	4	2
NSH	1	1	0	1	0
NJ	6	3	2	5	4
NYI	7	0	2	2	2
NYR	8	0	0	0	0
OTT	9	1	2	3	0
PHI	4	0	2	2	0
PHX	2	0	1	1	0
PIT	2	1	3	0	
SJ	0	0	0	0	0
STL	1	0	0	0	0
TB	8	0	3	3	2
TOR	11	2	4	6	4
VAN	2	0	0	0	0
WSH	6	0	3	3	4
NHL TOTALS	120	23	26	49	34

PERSONAL FILE:

PERSONAL FILE: Nickname – Pie...Lists Steve Yzerman as his boyhood idol...His most memorable hockey moment is winning the 2004 OHL Championship...Favorite food is homemade lasagna...Other favorites include That 70's Show (TV show), Jessica Alba (actress), Vancouver (road city) and Chef's (Buffalo restaurant)...Says the most embarrassing song on his iPod is "Hangin' Tough" by New Kids on the Block.


CAREER STATS

SEASON	TEAM	LEAGUE	REGULAR SEASON												PLAYOFFS				
			GP	G	A	TP	+/-	PIM	PP	SH	GW	GT	S	S%	GP	G	A	TP	PIM
2000-01	Guelph	OHL	64	22	31	53	7	57	--	--	--	--	--	--	4	2	0	2	2
2001-02	Guelph	OHL	62	27	30	57	-1	54	--	--	--	--	--	9	5	2	7	9	
	Memorial Cup		4	1	2	3	-2	4	--	--	--	--	--	--	--	--	--	--	
2002-03	Guelph	OHL	54	30	27	57	7	28	--	--	--	--	--	11	8	6	14	6	
	Canada	WJC	6	0	0	0	0	2	--	--	--	--	--	--	--	--	--	--	
2003-04	Guelph	OHL	59	37	43	80	27	63	--	--	--	--	--	22	9	9	18	14	
	Memorial Cup		3	0	1	1	-3	2	--	--	--	--	--	--	--	--	--	--	
	Canada	WJC	6	4	0	4	1	2	--	--	--	--	--	--	--	--	--	--	
2004-05	Rochester	AHL	79	14	15	29	4	54	0	3	3	--	111	12.6	9	2	2	4	6
2005-06	Rochester	AHL	45	14	13	27	7	29	4	3	1	--	91	15.4	--	--	--	--	--
	Buffalo	NHL	14	1	2	3	5	2	0	0	0	--	15	6.7	--	--	--	--	--
2006-07	Buffalo	NHL	29	3	8	11	5	18	0	0	0	--	45	6.7	1	0	0	0	0
2007-08	Buffalo	NHL	77	19	16	35	9	14	0	3	0	--	110	17.2	--	--	--	--	--
	NHL Totals	NHL	120	23	26	49	19	34	0	0	0	--	170	13.5	1	0	0	0	0
	Buffalo	NHL	120	23	26	49	19	34	0	0	0	--	170	13.5	1	0	0	0	0

ANDREW PETERS

76 LEFT WING
ACQUIRED 1998

BORN: May 5, 1980
in St. Catharines, Ontario



CAREER HIGHLIGHTS:

GOALS: 1, four times. Most recent: 2/27/08 vs. Nashville
ASSISTS: 1, two times. Most recent: 2/10/08 vs. Florida
POINTS: 1, six times. Most recent: 2/27/08 vs. Nashville
PIM: 19, 2/22/07 vs. Ottawa
LONGEST POINT STREAK: None

CAREER TRANS ACTIONS:

Buffalo's second-round choice (34th overall) in the 1998 NHL Entry Draft; pick acquired from NY Rangers along with future considerations in exchange for Pat LaFontaine, Sept, 29, 1997.

2007.2008 REGULAR SEASON:

Did not play in 38 games as a healthy scratch ... Scored the fourth goal of his career on February 27, his first goal since February 20/07...

NHL CAREER:

2008-07: Scored the third goal of his career vs. PHI (2/20) ... It was his first goal since March 3/26/04 @ PIT... Recorded his first career assist on Chris Drury's goal vs. Washington (12/26)... Has topped the 100 PIM mark for the third consecutive season... First 41 games of the season -- 1 point (0+1) in 32 games... Missed 3 games due to injury (upper body) ... Did not record a point in 28 games... Accumulated a career-high 17 PIMs vs. Los Angeles (1/14)... Saw first ice time of the season vs. Boston (10/7)... Dressed but DNP vs. NY Islanders (10/5)...taken off IR (triceps) prior to season opener... **2004-05:** Played with Bodens IK in Sweden, finishing with six points (2+4) and 195 PIMs in 22 games... **2003-04:** Led team with 151 penalty minutes...Ranked 17th in NHL in penalty minutes and fifth with 23 major penalties...Led the NHL rookies with 23 majors and finished second in PIMs...Penalty minute total ranks fifth all-time among Sabres' rookies...Assessed 15 PIMs @ Montreal (4/03)... Scored empty net goal vs. Pittsburgh (3/26)... Had one shot and five PIMs @ Washington (3/10)... Scored first-ever NHL goal in 7-1 win vs. Washington (12/31)...Recorded 15 PIMs and one shot in win @ Los Angeles (10/23)...Had five PIMs vs. Dallas (10/13) and one shot...Recorded 10 PIMs vs. N.Y. Islanders (10/11)...Made NHL debut @ Philadelphia (10/09)...Had one shot on goal and four PIMs...In preseason, scored goal against Ottawa (10/05) in hometown...Only player to appear in all eight exhibition games...Led team with 58 penalty minutes...**2002-2003:** Tallied 223 penalty minutes for the season, ranking second on Amerks...Finished season logging three total points (3+0)...Ranks 10th on Amerks' all-time penalty minute list with 729...Missed nine games due to injury from 1/31 to 2/15...Recorded 600th penalty minute at Cleveland (12/26)...Scored first goal of season against Hamilton (11/17)...Missed seven games with injury (10/14 to 10/30)...Recorded nine penalty minutes on 10/12 against Philadelphia, to move into 18th place on Amerks' all-time penalty minute list but also injured shoulder that night. **2001-02:** Finished season with 388 penalty minutes, ranking second on Amerks' single-season penalty minute list behind Rob Ray (446 PIMs 1988-89)...Led AHL in PIMs, becoming the first Amerk to lead the league in category since Ray in 1988-



HEIGHT: 6 ft 4 in WEIGHT: 247

SHOOTS: Left

LAST AMATEUR CLUB:
Kitchener (OHL)

vs. NHL

TEAM	GP	G	A	TP	PIM
ANA	4	0	0	0	10
ATL	10	0	0	0	37
BOS	15	0	0	0	20
CGY	2	0	0	0	0
CAR	6	0	0	0	4
CHI	2	0	0	0	0
COL	1	0	0	0	0
CBJ	2	0	0	0	5
DAL	2	0	0	0	10
DET	1	0	0	0	5
EDM	3	0	0	0	12
FLA	8	0	1	1	12
LA	2	0	0	0	32
MIN	2	0	0	0	10
MON	14	0	0	0	32
NSH	2	1	0	1	10
NJ	8	0	0	0	17
NYI	9	0	0	0	12
NYR	7	0	0	0	20
OTT	17	0	0	0	81
PHI	14	1	0	1	43
PHX	1	0	0	0	0
PIT	7	1	0	1	14
SJ	1	0	0	0	0
STL	1	0	0	0	0
TB	5	0	0	0	20
TOR	16	0	0	0	44
VAN	2	0	0	0	0
WSH	8	1	1	2	26
NHL TOTALS	172	4	2	6	476

89...Finished season with career highs in goals (four) and points (five) in 67 games...Broke 500-penalty minute mark as pro @ Cleveland (4/07)...Served one-game suspension vs. Syracuse (4/05)...Played in 100th professional game @ Syracuse (3/06)...Broke 300 penalty minute plateau @ Chicago (3/02)...First Amerk to top 300 PIMs in a season since Rumun Ndur accomplished the feat in 1995-96...Scored first goal of season @ Cleveland (12/20)...Played first game with brother, Geoff (3/22)...Geoff and Andrew both had one goal and one assist @ Cincinnati (3/23)...**2002 PLAYOFFS:** Did not appear in postseason due to serving two-game suspension. **2000-01:** Appeared in 49 games and was fourth on Amerks with 118 PIMs in first season of professional hockey. **1999-00:** Scored 19 points in 42 games with Kitchener (OHL). **1998-99:** Recorded 14 goals in 54 games with Oshawa (OHL)...Totalled nine points (2+7) in 15 playoff games with Oshawa. **1997-98:** Tallied second-most penalty minutes on team with 220 PIMs for Oshawa (OHL)...Scored two goals in Memorial Cup playoffs.

PERSONAL FILE:

Nickname – Petey...Lists his brother and parents as the most influential people in his life...Started playing hockey at age 3...His favorite sports team growing up was the Buffalo Sabres...Favorite athlete is Roger Federer...Other favorites include buffalo steaks (food), Entourage (TV show), Great Outdoors (movie), Nickelback (band) and Uma Thurman (actress)...Best concert he has ever seen is U2 at HSBC Arena.


CAREER STATS

SEASON	TEAM	LEAGUE	REGULAR SEASON												PLAYOFFS				
			GP	G	A	TP	+/-	PIM	PP	SH	GW	GT	S	S%	GP	G	A	TP	PIM
1996-97	Georgetown	Tier 2-Jr	46	11	16	27	--	105	--	--	--	--	--	--	--	--	--	--	--
1997-98	Oshawa	OHL	60	11	7	18	--	220	--	--	--	--	--	--	7	2	0	2	19
1998-99	Oshawa	OHL	54	14	10	24	--	137	--	--	--	--	--	15	2	7	9	36	
1999-00	Kitchener	OHL	42	6	13	19	--	95	--	--	--	--	--	--	--	--	--	--	
2000-01	Rochester	AHL	49	0	4	4	-2	118	0	0	0	0	13	0.0	--	--	--	--	
2001-02	Rochester	AHL	67	4	1	5	-2	388	0	0	0	0	27	14.8	--	--	--	--	
2002-03	Rochester	AHL	57	3	0	3	-16	223	0	0	0	0	26	11.5	3	0	0	0	24
2003-04	Buffalo	NHL	42	2	0	2	-3	151	0	0	0	0	19	10.5	--	--	--	--	
2004-05	Bodens IK	Sweden	22	2	4	6	--	195	--	--	--	--	--	--	--	--	--	--	
2005-06	Buffalo	NHL	28	0	0	0	-2	100	0	0	0	0	6	0.0	--	--	--	--	
2006-07	Buffalo	NHL	58	1	1	2	-1	125	0	0	0	0	19	5.3	--	--	--	--	
2007-08	Buffalo	NHL	44	1	1	2	-4	100	0	0	0	0	18	5.6	--	--	--	--	
	NHL Totals		172	4	2	6	-10	476	0	0	0	0	44	6.8	--	--	--	--	
	Buffalo Totals		128	4	2	6	-10	476	0	0	0	0	44	6.8	--	--	--	--	

JASON POMINVILLE

29 RIGHT WING
ACQUIRED 2001

BORN: November 30, 1982
in Repentigny, Quebec



CAREER HIGHLIGHTS:

GOALS: 3, 1/14/06 vs. Los Angeles
ASSISTS: 3, three times, Most recent: 12/22/07 vs. Philadelphia
POINTS: 4, two times, Most recent: 3/19/08 vs. Tampa Bay
PIM: 4, 11/18/06 vs. Ottawa
LONGEST POINT STREAK: 10 games, 2/17/07 vs. PIT to 3/5/07 vs. WSH (6+6)

CAREER TRANS ACTIONS:

Buffalo's second-round choice (55th overall) in the 2001 NHL Entry Draft.

2007.2008 REGULAR SEASON:

Appeared in all 82 games for the second straight season... Multi-point games: 18... Was a finalist for the Lady Byng Memorial Trophy... Set new career highs in assists (53) and points (80)... Scored his 100th career point with a goal vs. Atlanta (10/11/08)... Scored at least one point in 10 consecutive games starting @ Pittsburgh (2/17/08) and ending vs. Washington (3/5/08)... During the streak he posted 12 points (6+6)... Scored a point in 20 of the last 24 games of the season, registering 29 points (11+18)... Had nine points (3+6) in three games starting vs. Carolina (3/14/08) and ending vs. Tampa Bay (3/19/08)... Scored a career high four points, twice, vs. Philadelphia (12/22/07) [1+3] and vs. Tampa Bay (3/19/08) [2+2]... Finished the season with a team high +16 rating... Finished the season as Buffalo's captain as he was designated to wear the 'C' months of March/April... Played 200th career NHL game vs. Tampa Bay (2/20).

NHL CAREER:

2006-07: Finished with career highs in goals (34), assists (34) and points (68)... Second on the team with two SHG... Had an eight-game point streak (4+7) from Feb. 17 to Mar. 7... Scored goals in six consecutive games from Oct. 20 to Nov. 2... Had a career-high three assists vs. NYI (3/30)... Multi-point games: 17... Finished the season with four three-point games, the most recent vs. NYI (3/30) [0+3]... **2007 PLAYOFFS:** Finished with 10 points (4+6) in 16 games... Scored three points (2+1) in five games vs. NYI... Had three points (2+1) in six games vs. NYR... Assisted on Afinogenov's OT goal in Game 5 vs. NYR (5/4)... Had four assists in five games vs. OTT... **2005-06:** Played in 57 games for the Sabres... Scored 30 points (18+12) in his rookie year... Scored 18th goal of the season vs. TOR (4/16)... Scored first career hat trick vs. Los Angeles (1/14)... Collected two assists vs. Anaheim (12/8) for second straight multi-point game, and third in his last four games... Scored first career NHL goal on Olaf Kolzig in 3-2 Buffalo win @ Washington (11/27)... Recalled to Buffalo (11/26)... Was the AHL's leading goal scorer at time of recall with 19 goals in 18 games... Was also tied for first with nine power-play goals and ranked fourth in the AHL in points with 26 (19+7)... Tied an Amerks franchise record with five goals against Cleveland on 10/21... Played second career NHL game vs. Montreal (11/4)... **2006 PLAYOFFS:** 10 points (5+5) in 18 games... Led all NHL rookies in playoff scoring... Two assists @ Carolina (5/20)... Scored shorthanded OT game/series winning goal @ Ottawa (5/13)... Had two points (1+1) @ Philadelphia (5/2)... Scored his first three playoff goals and added one assist vs. Philadelphia (4/24)... **2004-05:** Missed 2005 Calder Cup playoffs due to a broken



HEIGHT: 6 ft 0 in WEIGHT: 178

SHOOTS: RIGHT

LAST AMATEUR CLUB:
Shawinigan (QMJHL)

vs. NHL

TEAM	GP	G	A	TP	PIM
ANA	2	0	3	3	0
ATL	12	5	5	10	4
BOS	21	5	7	12	8
CGY	2	0	0	0	4
CAR	11	6	3	9	6
CHI	2	1	1	2	0
COL	2	2	1	3	0
CBJ	2	0	0	0	0
DAL	2	0	0	0	0
DET	2	1	0	1	0
EDM	2	0	0	0	0
FLA	11	3	6	9	6
LA	2	3	0	3	0
MIN	2	0	0	0	0
MON	22	3	12	15	6
NSH	2	3	1	4	0
NJ	10	3	2	5	2
NYI	9	1	9	10	4
NYR	10	5	3	8	2
OTT	20	5	3	8	10
PHI	11	8	7	15	4
PHX	2	1	0	1	0
PIT	1	3	3	6	4
SJ	2	0	1	1	0
STL	2	2	1	3	0
TB	11	6	10	16	4
TOR	22	8	12	20	6
VAN	2	2	1	3	0
WSH	11	3	3	6	2
NHL TOTALS	222	79	99	178	72

ankle...Appeared in 78 games with the Rochester Americans (AHL), collecting 68 points (30+38)...Collected three assists for the second-straight game on 3/19 at Syracuse...Scored three goals against St. John's @ HSBC Arena on 4/3... Collected three points (2+1) @ Cleveland on 2/17...Picked up two goals @ San Antonio on 124...Scored two goals @ Binghamton on 11/6...**2003-04**: Led Rochester with 34 goals, 22 coming on power play...Led AHL with 22 PPG...Ranked fourth in league in goals and 14th in points...Named Sher-Wood American Hockey League Player of the Week on March 1 after recording five goals and one assist in three games...Netted hat trick vs. Syracuse (2/29)...Had missed 12 games with injury...Named starter for Canadian team at 2004 Pepsi AHL All-Star Classic...Missed game due to injury...Made NHL debut @ Washington (12/27) and recorded three shots on goal ...Led Rochester with 14 goals, 10 on PP, in 31 games at time of recall...Multi-point games: Nine... **2004 PLAYOFFS**: Ranked fifth in points in AHL and tied for second in goals and ninth in assists...Tied for lead with five PPG...Credited with two PPGs vs. Milwaukee (5/23)...Picked up assist in games one and two vs. Milwaukee (5/18 & 5/20)...Scored three goals in game three win over Hamilton (5/08)... Recorded goal and assist in game seven win over Syracuse (5/01)...Netted two PPGs in win over Syracuse (4/25) and added another PP marker vs. Syracuse (4/28)...**2002-2003**: Scored first professional playoff goal vs. Milwaukee (4/12)... Finished season with 34 (13+21) points, ranking seventh on Amerks... Recorded first two-goal game of professional career @ Syracuse (12/28)...Recorded first multi-point game (1+1) of career vs. Binghamton (11/16)...Named November's Mary Cariola VIP Player of the Month for community service...Scored first professional goal @ Wilkes-Barre/Scranton (10/30)...Made Rochester debut vs. Albany (10/11). **2001-02**: Finished second in points for Shawinigan Cataractes (QMJHL)...Registered career-high 121 points (57+64) in 66 games...Led team with career-best 57 goals and was tied for league lead in goals...Seventh in league in points...Second-straight season topping the 100-point plateau...First Team All-Star and received league award for most sportsmanlike player...Selected CHL Third Team All-Star at left wing...Played for Robert-Lebel Conference All-Star Team at 2002 CHL All-Star Cup in Ottawa... **2000-01**: Finished second full season with Shawinigan with 113 points (46+67) in 71 games...Set career highs for assists and games played...Helped lead Cataractes to first overall in league...Finished third in team scoring race and was 10th in QMJHL in points...Among league leaders in goals (10th) and assists (14th)... Played for Robert-Lebel Conference All-Star Team at 2001 CHL All-Star Cup in Montreal...Named QMJHL Player of the Week for the period ending 11/26 (6+3)...Posted 18-game scoring streak with 32 points (12+20) from 12/17 to 2/17...Recorded two hat tricks (9/29 and 11/24)...Posted second-longest scoring streak of season with 35 points (12+23) in 19 consecutive games from 9/25 to 11/05...Played for Team Cherry at 2001 CHL/NHL Top Prospects Game in Calgary...Scored 12 points (6+6) in 10 postseason games. **1999-00**: Finished first full season in QMJHL with 21 points (4+17) in 60 games...Appeared in 13 playoff games and registered two goals and three assists. **1998-99**: Played in two games with Shawinigan.

PERSONAL FILE:

Nickname – Pommer... Lists his parents as the most influential people in his life... Started playing hockey at age 3... Favorite sports team growing up was the Green Bay Packers... Favorite athlete is Lance Armstrong... Other favorites include steak (food), 24 (TV show), Oceans Eleven (movie), and Cowboys Fringants (band)... Best concert he has ever seen is Justin Timberlake... Enjoys playing golf in his free time.

CAREER STATS

SEASON	TEAM	LEAGUE	REGULAR SEASON												PLAYOFFS				
			GP	G	A	TP	+/-	PIM	PP	SH	GW	GT	S	S%	GP	G	A	TP	PIM
1998-99	Shawinigan	QMJHL	2	0	0	0	--	0	--	--	--	--	--	--	--	--	--	--	--
1999-00	Shawinigan	QMJHL	60	4	17	21	--	12	--	--	--	--	--	--	13	2	3	5	0
2000-01	Shawinigan	QMJHL	71	46	67	113	--	24	--	--	--	--	--	--	10	6	6	12	0
2001-02	Shawinigan	QMJHL	66	57	64	121	--	32	--	--	--	--	--	2	0	0	0	0	
2002-03	Rochester	AHL	73	13	21	34	5	16	3	0	2	--	138	9.4	3	1	1	2	0
2003-04	Rochester	AHL	66	34	30	64	-1	30	22	0	4	--	227	15.0	16	9	10	19	6
	Buffalo	NHL	1	0	0	0	0	0	0	0	0	0	3	0.0	--	--	--	--	--
2004-05	Rochester	AHL	78	30	38	68	1	43	11	0	7	--	266	11.3	0	0	0	0	0
2005-06	Buffalo	NHL	57	18	12	30	-4	22	10	2	2	--	124	14.5	18	5	5	10	8
	Rochester	AHL	18	19	7	26	2	11	9	1	1	--	78	24.4	0	0	0	0	0
2006-07	Buffalo	NHL	82	34	34	68	25	30	2	2	5	--	212	16.0	16	4	6	10	0
2007-08	Buffalo	NHL	82	27	53	80	16	20	2	1	1	--	232	11.6	--	--	--	--	--
	NHL Totals		222	79	99	178	37	72	14	5	8	--	571	13.8	34	9	11	20	8
	Buffalo Totals		222	79	99	178	37	72	14	5	8	--	571	13.8	34	9	11	20	8

CRAIG RIVET

52 DEFENSE
ACQUIRED 2008

BORN: September 13, 1974
in North Bay, Ontario



CAREER HIGHLIGHTS:

GOALS: 2, 2/27/03 vs. Minnesota
ASSISTS: 2, 10 times. Most recent, 2/2/08 vs. Chicago
POINTS: 2, 15 times. Most recent, 2/2/08 vs. Chicago
PIM: 25, 12/15/97 vs. Philadelphia
LONGEST POINT STREAK: 4 games, three times. Most recent 1/19/08 vs. Detroit to 1/29/08 @ Edmonton

CAREER TRANS ACTIONS:

Traded to Buffalo from San Jose with San Jose's seventh round pick in the 2010 Entry Draft for Buffalo's second round picks in the 2009 and 2010 Entry Draft. Traded to San Jose from Montreal with Montreal's fifth round choice (San Jose chose Julien Demers) in the 2008 Entry Draft for Josh Gorges and San Jose's first round choice (Montreal chose Max Pacioretty) in the 2007 Entry Draft. Signed as a free agent with Turku during lockout. Montreal's third-round choice in 1992 Entry Draft.

2007-2008 REGULAR SEASON:

Games missed due to injury: five (upper body)... Multi-point games: Three... Played in 700th career game @ Anaheim (12/16/07)... Eclipsed 900 career penalty minutes vs. Chicago (3/7/08)... Set new career highs in assists (30) and points (35)... Tied his career high with two four-game point streaks, the most recent began vs. Detroit (1/19/08) and ended @ Edmonton (1/29/08) [0+4]... **2008 PLAYOFFS:** Recorded six points (0+6) in 13 games... Had three points in seven games against Calgary (0+3)... Recorded three assists in six games vs. Dallas (0+3).

NHL CAREER:

2006-07: Seven goals fell one shy of his career high (2001-02)...Third on team in blocked shots (118)... Played in his 600th NHL game on Oct. 6, 2006, at Buffalo...Scored his first point as a Shark with a goal in his first game @ Anaheim (3/2/07)...**2007 PLAYOFFS:** Recorded five points in 11 games (1+4)... Recorded all five points in six games vs. Nashville... **2005-06:** Established career highs in assists, points, power play goals (five) and shots on goal (122)...Led Canadiens in blocked shots (135)...Had five two-point games between (1/7) and (3/13)... Scored three goals and totaled 34 shots on goal, team high among defensemen in November...**2003-04:** Scored the OT GWG on Feb. 26 vs. Boston... His playing streak came to an end on Feb. 3 vs Pittsburgh after 219 consecutive games...Missed the next two games due to a foot injury... Finished the year with 12 points (4+8)...**2002-03:** Played in all 82 games, a feat he achieved for the second straight season...Had first career 2-goal game on Feb. 27 vs. Minnesota... Ended the campaign with 22 points (7+15)... **2001-02:** Played 82 games for the first time in his career... Achieved his first 20-point season and set a career high with 25 points (8+17)... Five of his 17 assists were registered on game-winning goals...**2000-01:** Missed 55 games due to a shoulder injury...Registered three points for the season (1+2)... **1999-00:** Was plus or even in 49 of his 61 games... First career multi-point game Jan. 29 vs. Philadelphia (1-1=2)... Set a career high with 14 assists... **1998-99:** 3-game assist scoring streak (three assists) from Dec. 18-21...**1997-98:** Was plus or even in 46 of his 61 games...**1996-97:** Led the Fredericton Canadiens (AHL) defensemen in PIM (99) and



HEIGHT: 6 ft 2 in WEIGHT: 210

SHOOTS: Right

LAST AMATEUR CLUB:
Kingston (OHL)

vs. NHL

TEAM	GP	G	A	TP	PIM
ANA	19	1	3	4	22
ATL	26	0	5	5	24
BOS	47	3	8	11	53
BUF	49	0	7	7	85
CGY	20	2	3	5	16
CAR	40	2	7	9	75
CHI	16	1	9	10	10
COL	13	2	2	4	14
CBJ	9	0	5	5	13
DAL	20	0	6	6	41
DET	15	0	3	3	4
EDM	21	2	8	10	10
FLA	32	1	3	4	28
LA	17	1	5	6	43
MIN	12	2	3	5	6
MON	1	0	1	1	0
NSH	10	1	2	3	8
NJ	31	2	3	5	21
NYI	32	6	3	9	60
NYR	32	4	6	10	20
OTT	48	3	11	14	73
PHI	37	2	8	10	58
PHX	15	0	1	1	2
PIT	33	2	6	8	56
SJ	11	1	2	3	4
STL	12	1	2	3	15
TB	32	2	4	6	59
TOR	44	1	11	12	33
VAN	17	2	6	8	31
WSH	33	1	6	7	27
NHL TOTALS	744	45	149	184	911

was third in scoring...**1995-96:** Led all Fredericton defensemen in goals and second in scoring...**1994-95:** Ranked second amongst Fredericton defensemen in points...**1993-94:** Made his professional debut with Fredericton (AHL)... Appeared in four regular season games after playing 61 games for Kingston (OHL)... Recorded his second straight season with at least 50 assists (52) and 60 points (64)... **1992-93:** Set a major junior career high in goals (19), assists (55) and points (74)... Played in 16 playoff games with Kingston and recorded 12 points (5+7)...**1991-92:** Played in 66 games for Kingston and recorded 26 points (5+21) for the second straight season ... **1990-91:** Played in 42 games for Barrie and recorded 26 points (9+17).

PERSONAL FILE:

Nickname – Rivs... Most memorable hockey moment is his first NHL goal... Biggest pet peeves are cockiness and arrogance... Favorite athlete is Tiger Woods... Other favorites include, Metallica (band), The Shawshank Redemption (movie), Big Brother (TV show), Johnny Depp (actor) and Jennifer Aniston (actress).


CAREER STATS

SEASON	TEAM	LEAGUE	REGULAR SEASON												PLAYOFFS				
			GP	G	A	TP	+/-	PIM	PP	SH	GW	GT	S	S%	GP	G	A	TP	PIM
1990-91	Barrie	OHL	42	9	17	26	--	55	--	--	--	--	--	--	--	--	--	--	--
1991-92	Kingston	OHL	66	5	21	26	--	97	--	--	--	--	--	--	--	--	--	--	--
1992-93	Kingston	OHL	64	19	55	74	--	117	--	--	--	--	--	16	5	7	12	39	
1993-94	Kingston	OHL	61	12	52	64	--	100	--	--	--	--	--	6	0	3	3	6	
	Fredericton	AHL	4	0	02	2	--	2	--	--	--	--	--	--	--	--	--	--	
1994-95	Fredericton	AHL	78	5	27	32	--	126	--	--	--	--	--	12	0	4	4	17	
	Montreal	NHL	5	0	1	1	2	5	0	0	0	--	2	0.0	--	--	--	--	
1995-96	Montreal	NHL	19	1	4	5	4	54	0	0	0	--	9	11.1	--	--	--	--	
	Fredericton	AHL	49	5	18	23	--	189	--	--	--	--	--	6	0	0	0	12	
1996-97	Montreal	NHL	35	0	4	4	7	54	0	0	0	--	24	0.0	5	0	1	1	14
	Fredericton	AHL	23	3	12	15	--	99	--	--	--	--	--	--	--	--	--	--	
1997-98	Montreal	NHL	61	0	2	2	-3	93	0	0	0	--	26	0.0	5	0	0	0	2
1998-99	Montreal	NHL	66	2	8	10	-3	66	0	0	0	--	39	5.1	--	--	--	--	
99-2000	Montreal	NHL	61	3	14	17	11	76	0	0	0	--	71	4.2	--	--	--	--	
2000-01	Montreal	NHL	26	1	2	3	-8	36	0	0	0	--	22	4.5	--	--	--	--	
2001-02	Montreal	NHL	82	8	17	25	1	76	0	0	0	--	90	8.9	12	0	3	3	4
2002-03	Montreal	NHL	82	7	15	22	1	71	3	0	2	--	118	5.9	--	--	--	--	
	Canada	WC-A	9	0	1	1	0	6	--	--	--	--	--	--	--	--	--	--	
2003-04	Montreal	NHL	80	4	8	12	-1	98	2	0	1	--	96	4.2	11	1	4	5	2
2004-05	TPS	Finland	18	3	1	4	--	28	--	--	--	--	--	6	0	0	0	39	
2005-06	Montreal	NHL	82	7	27	34	-5	109	5	0	1	--	122	5.7	6	0	2	2	2
2006-07	Montreal	NHL	54	6	10	16	-7	57	2	0	0	--	58	10.3	--	--	--	--	
	San Jose	NHL	17	1	7	8	8	12	0	0	0	--	31	3.2	11	2	3	5	18
2007-08	San Jose	NHL	74	5	30	35	3	104	2	0	0	--	105	4.8	13	0	6	6	16
NHL Totals			744	45	149	194	10	911	14	0	5	--	813	5.5	63	3	19	22	58

DEREK ROY

9 CENTER
ACQUIRED 2001

BORN: May 4, 1983
in Ottawa, Ontario



CAREER HIGHLIGHTS:

GOALS: 3, three times. Most recent: 1/18/08 vs. Atlanta
ASSISTS: 3, two times. Most recent 3/19/08 vs. Tampa Bay
POINTS: 4, three times. Most recent: 1/18/08 vs. Atlanta
PIM: 12, 1/30/07 vs. Boston
LONGEST POINT STREAK: 12 games, 3/12/08 @ Pittsburgh to 4/5/08 @ Boston (5+15)

CAREER TRANS ACTIONS:

Buffalo's second-round choice (32nd overall) in the 2001 NHL Entry Draft.

2007.2008 REGULAR SEASON:

Games missed due to injury: 4 (shoulder)... Played in career-high 78 games... Led team in scoring with career highs in goals (32), assists (49) and points (81)... It was the first time in his career he reached the 30-goal point in a season... Scored his 200th NHL point @ Ottawa (3/27/08)... Ended the season on 12-game scoring streak... During the point streak he posted 20 points (5+15)... Finished second on the team with a +13 rating... Led the team with 23 multi-point games... Recorded third career hat trick vs. Atlanta (1/18/08)... Also tied a career high with four points (3+1) vs Atlanta (1/18/08)... Tied a career high with three assists vs. Tampa Bay (3/19/08)... Scored 200th NHL point vs. Ottawa (3/25)... Recorded 100th NHL assist @ Tampa Bay (1/29)

NHL CAREER:

2008-07: Set career highs in goals (21), assists (42) and points (63)... Second on the team in plus/minus with +37... Finished season on a four-game goal-scoring streak... Tied his career high with four points (1+3) vs. MTL (3/2)... Had 11 points (4+7) in a career-high six-game point streak from Feb. 17-Mar. 2... First 41 games of the season -- 26 points (6+20) in 34 games... Missed 7 games due to injury: (hand); Multi-point games: 13... **2007 PLAYOFFS:** Had seven points (2+5) in 16 games... Had three points (1+2) in five games vs. NYI... Had an assist in six games vs. NYR... Set a team record for fastest goal from opening faceoff of a playoff game when he scored nine seconds into Game 4 at OTT (5/16)... Finished with a goal and two assists in five games vs. OTT... **2005-06:** Appeared in 70 games for Buffalo... Finished with career-highs in goals (18), assists (28), and points (46)... Scored second career hat trick and added one assist in 8-5 win vs Tampa Bay (3/9)... Scored first career hat trick vs. Toronto (3/3)... Scored GWG @ Colorado (12/4)... Recalled from Rochester (11/3)... **2006 PLAYOFFS:** 15 points (5+10) in 18 games... Scored goal @ Carolina (5/28)... Tied Sabres record with five points (2+3) @ Ottawa (5/5)... Scored three points (1+2) @ Philadelphia (5/2)... **2004-05:** Appeared in 67 games with the Rochester Americans (AHL), collecting 61 points on 16 goals and 45 assists... Tied for the team lead in points during the Amerks playoff run, picking up 11 points (6+5)... **2003-04:** Opened and closed season in Rochester after appearing in 49 games with Buffalo... Had one two-goal game and three multi-point outings as a Sabre... Recorded goal and assist vs. Columbus (3/29)... Performance was fourth multi-point game of NHL career... Recorded first two-goal game in NHL with two first-period tallies @ Toronto (3/06)... Named to Canadian roster for 2004 Pepsi AHL All-Star Classic... Had first NHL multi-point game



HEIGHT: 5 ft 9 in WEIGHT: 187

SHOOTS: Left

LAST AMATEUR CLUB:
Kitchener (OHL)

vs. NHL

TEAM	GP	G	A	TP	PIM
ANA	9	0	0	0	0
ATL	14	6	11	17	6
BOS	28	5	18	23	18
CGY	2	0	2	2	7
CAR	15	7	12	19	16
CHI	2	0	3	3	2
COL	2	1	0	1	0
CBJ	3	1	1	2	2
DAL	3	1	1	2	0
DET	2	0	1	1	2
EDM	2	1	0	1	2
FLA	13	3	6	9	4
LA	3	0	4	4	4
MIN	3	0	1	1	2
MON	26	6	14	20	12
NSH	2	1	3	4	2
NJ	11	1	3	4	2
NYI	13	4	3	7	4
NYR	11	0	4	4	6
OTT	24	8	10	18	18
PHI	14	6	3	9	12
PHX	2	0	1	1	0
PIT	13	2	5	7	12
SJ	3	1	1	2	0
STL	3	1	0	1	2
TB	12	6	7	13	6
TOR	28	10	8	18	20
VAN	2	0	0	0	6
WSH	14	7	7	14	8
NHL TOTALS	272	80	129	209	175

with two assists vs. Washington (12/31)... Scored first NHL goal vs. Ottawa (12/23)...Called up from Rochester (12/13) and made NHL debut that night vs. Minnesota... At time of recall, led Amerks in scoring (9+14) in 23 games...Named October's American Hockey League Rookie of the Month after scoring four goals and six assists in six games... Recorded first pro point/assist on GWG in 2-1 Rochester victory over Hamilton (10/10)...Scored first pro goal, the GWG, in 3-1 win over Toronto (10/24)...Also had assist in that game for first multi-point night as pro... **2004 PLAYOFFS:** Scored third goal of series vs. Milwaukee (5/26)...Netted PPG vs. Milwaukee (5/22)...Recorded goal in game two win over Milwaukee (5/20)... Recorded two assists in win over Syracuse (4/25) and two more assists in game seven win over Syracuse (5/01)...Credited with assist vs. Syracuse (4/23)...Picked up first professional playoff goal in win over Syracuse (4/28)... Scored first professional playoff point with assist @ Syracuse (4/17) ...**2002-2003:** Scored three points (1+2) in six games for Team Canada in the 2003 Under-20 World Championships...Won 59-of-82 faceoffs in helping Team Canada to silver medal ...Won Stafford Memorial Trophy as most valuable player in leading Kitchener to the Memorial Cup...Named to Memorial Cup All-Star Team...Scored in 20 of the Rangers' 21 postseason games...Opened playoffs with seven-game scoring streak (3+12) and closed playoffs with 13-game streak (6+11)...Ranked second in Ontario Hockey League with 32 postseason points...Scored go-ahead goal in Game Five of OHL Finals...Finished 18th in OHL in scoring with 78 points... Finished third in voting for OHL's Most Outstanding Player award...Scored goal to lead OHL's Western Conference team to win in Hershey Cup All-Star Series. **2001-02:** Scored a team- and career-best 89 points (43+46) for Kitchener...43 goals set career high...Finished 11th in OHL scoring race...Finished seventh in OHL in goals (43) and PP goals (7)...Led team with three PPGs vs. Guelph (3/10)...Scored a goal in five-straight games (7) from 1/08 to 1/17...Member of OHL Western Conference All-Star team. **2000-01:** Scored 80-or-more points (42+39) for second-straight season at Kitchener. **1999-2000:** Recorded 34 goals and 53 assists in first season at Kitchener to lead Rangers...Ranked 10th (tie) in OHL scoring race...Named Kitchener's MVP...Selected to All-Rookie Team by Canadian Hockey League...Led CHL rookies in scoring (34+53)... Named Emms Family Award winner as OHL's Rookie of the Year...Chosen to OHL All-Rookie Team.

PERSONAL FILE:

Nickname – Royzie... Lists father as the most influential person in his life... Started playing hockey at age 4... Favorite sports team growing up was the Detroit Red Wings... Favorite athlete is Michael Jordan... Other favorites include steak (food), Seinfeld (TV show), Gladiator and 300 (movies), The Killers (band) and Denzel Washington (actor)... Hobbies include boating, cards and video games... Best concert he has ever seen is Aerosmith at Darien Lake.


CAREER STATS

SEASON	TEAM	LEAGUE	REGULAR SEASON													PLAYOFFS					
			GP	G	A	TP	+/-	PIM	PP	SH	GW	GT	S	S%	GP	G	A	TP	PIM		
1998-99	Ontario East	OMHA	34	61	31	92	--	42	--	--	--	--	--	--	--	--	--	--	--	--	
1999-00	Kitchener	OHL	66	34	53	87	+1	44	--	--	--	--	--	--	--	--	5	4	1	5	6
2000-01	Kitchener	OHL	65	42	39	81	-20	114	--	--	--	--	--	--	--	--	--	--	--	--	--
2001-02	Kitchener	OHL	62	43	46	89	+1	92	--	--	--	--	--	--	--	--	4	1	2	3	2
2002-03	Kitchener	OHL	49	28	50	78	+23	73	--	--	--	--	--	--	--	--	21	9	23	32	14
2003-04	Rochester	AHL	26	10	16	26	+6	20	2	0	1	--	67	14.9	16	6	8	14	18		
	Buffalo	NHL	49	9	10	19	-8	12	1	0	4	0	71	12.7	--	--	--	--	--		
2004-05	Rochester	AHL	67	16	45	61	-4	60	7	0	6	-	151	10.6	9	6	5	11	6		
2005-06	Rochester	AHL	8	7	13	20	-4	10	7	0	--	--	--	--	--	--	--	--	--	--	
	Buffalo	NHL	70	18	28	46	1	57	5	1	1	-	151	11.9	18	5	10	15	16		
2006-07	Buffalo	NHL	75	21	42	63	37	60	6	1	3	0	130	16.2	16	2	5	7	14		
2007-08	Buffalo	NHL	78	32	49	81	13	81	6	3	4	0	218	14.7	--	--	--	--	--		
	NHL Totals		272	80	129	209	43	210	17	5	12	0	570	14.0	34	7	15	22	30		
	Buffalo Totals		272	80	129	209	43	210	17	5	12	0	570	14.0	34	7	15	22	30		

ANDREJ SEKERA

44 DEFENSE
ACQUIRED 2004

BORN: June 8, 1986
in Bojnice, Slovakia



CAREER HIGHLIGHTS:

GOALS: 1, two times. Most recent, 3/30/08 vs. Boston
ASSISTS: 1, six times. Most recent, 4/5/08 @ Boston
POINTS: 1, eight times. Most recent, 4/5/08 @ Boston
PIM: 4, 10/19/07 vs. Columbus
LONGEST POINT STREAK: Three games, 3/28/08 vs. Montreal to 4/1/08 @ Toronto (1+2)

CAREER TRANS ACTIONS:

Buffalo's third-round choice (71th overall) in the 2004 NHL Entry Draft.

2007-2008 REGULAR SEASON:

Played in 37 games with Buffalo...Recorded his first NHL point (assist) @ Florida (10/26/07)... Scored first NHL goal vs. St. Louis (11/28/07)... Scored GW OT goal vs. Boston (3/30/08)... Recorded a point in four of the last five games of the season (1+4)... Established career high with three-game scoring streak (0+3) beginning vs. Montreal (3/28/08) and ending @ Toronto (4/1/08)... In 40 games with Rochester scored 17 points (2+15).

NHL CAREER:

2006-07: Appeared in 54 games with Rochester... Played two games for Buffalo... Made his NHL debut at Montreal (12/9)... Scored two goals and one assist at Binghamton (12/23)... **2005-06:** Won the Max Kaminsky Trophy as the OHL's most outstanding defenseman... Was an OHL first-team All Star... Recorded 13 multi-point games... Notched back to back hat tricks against Plymouth on 10/30 and Barrie on 11/2... Was the captain of Team Slovakia at the World Junior Championships in Vancouver... Scored two goals and had three assists in the tournament.

PERSONAL FILE:

Nickname – Rej... Favorite food is chicken, rice and Caesar salad... Pre-game meal consists of chicken and rice... Other favorites include: Diplomats (band), Kings of Comedy (TV show), Any Given Sunday (movie), Chris Tucker (actor)... His most memorable hockey moment was signing his first professional contract... Prefers his chicken wings mild.



HEIGHT: 6 ft 0 in WEIGHT: 191

SHOOTS: Left

LAST AMATEUR CLUB:
Owen Sound (OHL)

vs. NHL

TEAM	GP	G	A	TP	PIM
ANA	1	0	0	0	0
ATL	0	0	0	0	0
BOS	6	1	1	2	2
CGY	0	0	0	0	0
CAR	4	0	1	1	4
CHI	1	0	0	0	2
COL	0	0	0	0	0
CBJ	1	0	0	0	4
DAL	0	0	0	0	0
DET	0	0	0	0	0
EDM	0	0	0	0	0
FLA	2	0	1	1	0
LA	1	0	0	0	0
MIN	0	0	0	0	0
MON	5	0	1	1	6
NSH	0	0	0	0	0
NJ	1	0	0	0	0
NYI	1	0	0	0	0
NYR	1	0	0	0	0
OTT	2	0	0	0	0
PHI	1	0	0	0	0
PHX	0	0	0	0	0
PIT	1	0	0	0	0
SJ	1	0	0	0	0
STL	1	1	0	1	0
TB	2	0	0	0	0
TOR	4	0	1	1	0
VAN	0	0	0	0	0
WSH	3	0	1	1	0
NHL TOTALS	39	2	6	8	18

CAREER STATS

REGULAR SEASON

PLAYOFFS

SEASON	TEAM	LEAGUE	GP	G	A	TP	+/-	PIM	PP	SH	GW	GT	S	S%	GP	G	A	TP	PIM
2001-02	Trencin Jr.	Slovak-Jr.	52	5	10	15	--	10	--	--	--	--	--	--	--	--	--	--	--
2002-03	Trencin Jr.	Slovak-Jr.	48	9	15	24	--	20	--	--	--	--	--	--	--	--	--	--	--
2003-04	Trencin	Slovakia	3	0	0	0	--	2	--	--	--	--	--	--	--	--	--	--	--
	Trencin Jr.	Slovak-Jr.	42	5	12	17	--	40	--	--	--	--	--	2	0	1	1	4	
	Trencin U18	Svk U18	5	0	0	0	--	0	--	--	--	--	--	--	--	--	--	--	--
2004-05	Owen Sound	OHL	51	7	21	28	--	18	--	--	--	--	--	--	6	0	4	4	4
2005-06	Owen Sound	OHL	51	21	34	55	--	54	--	--	--	--	--	--	11	5	8	13	9
2006-07	Rochester	AHL	54	3	16	19	14	28	2	--	1	--	68	4.4	--	--	--	--	--
	Buffalo	NHL	2	0	0	0	1	2	--	--	--	--	--	--	--	--	--	--	--
2007-08	Rochester	AHL	40	2	15	17	-3	22	2	0	0	--	--	--	--	--	--	--	--
	Buffalo	NHL	37	2	6	8	5	16	0	0	1	--	28	7.1	--	--	--	--	--
	NHL Totals		39	2	6	8	6	18	--	--	1	--	28	7.1	--	--	--	--	--
	Buffalo Totals		39	2	6	8	6	18	--	--	1	--	28	7.1	--	--	--	--	--

JAROSLAV SPACEK

6 DEFENSE
ACQUIRED 2006

BORN: February 11, 1974
in Rokycany, Czech Republic



CAREER HIGHLIGHTS:

GOALS: 2, two times. Most recent, 10/13/07 vs. Calgary
ASSISTS: 3, 3/10/03 @ Carolina
POINTS: 3, six times. Most recent: 12/1/07 vs. Washington (1+2)
PIM: 21 (2/19/01 vs. Ottawa)
LONGEST POINT STREAK: 7 games, 11/30/05 vs. LA to 12/15/05 @ Carolina (3+4)

CAREER TRANS ACTIONS:

Signed as an unrestricted free agent on July 5, 2006; Traded to Edmonton by Chicago for Tony Salmelainen, January 26, 2006; Signed as a free agent by Chicago, August 3, 2005; Traded to Columbus by Chicago with Chicago's 2nd round choice (Columbus chose Dan Fritsche) in 2003 Entry Draft for Lyle Odelein, March 19, 2002; Traded to Chicago by Florida for Anders Eriksson, November 6, 2000; Originally drafted by Florida in the 5th round (117th overall) of the 1998 Entry Draft.

2007-2008 REGULAR SEASON:

Games missed due to injury: 22; chest (10); abdominal strain (8); back (4)... Multi-point games: Eight... Scored 32 points in 60 games played (9+23)... Seven of nine goals came on power play... Opened season with four-game point streak during which he scored six points (4+2)... Scored two powerplay goals vs. Washington (10/13/07)... Scored a season-high three points (1+2) vs. Carolina (12/1/07)... Named Buffalo's captain for month of January 2008... Played in his 600th career NHL game on February 1.

NHL CAREER:

2006-07: Led all Sabres defensemen with two GWG, which took place in consecutive games on Oct. 17 and Oct. 20... Fifth on the team with 103 blocked shots... First 41 games of the season -- 16 points (5+11) in 40 games ... Missed 17 games due to injury (1, foot; 3, knee; 13, broken hand); Multi-point games: 2... **2007 PLAYOFFS:** Scoreless in 16 games... Had 10 PIM and was a plus-3... **2005-06:** Scored 43 points (12+31) with 96 PIM and was +11 in 76 games ... Began season with Chicago before being traded to Edmonton on 1/26/06... Scored 19 points (5+14) with 24 PIM and +3 in 31 games with Edmonton ... Scored 24 points (7+17) with 72 PIM and +8 in 45 games with Chicago ... Scored points in 14 of 31 games and was plus or even in 19 of 31 games with Oilers ... 24th in scoring among NHL defensemen ... **2006 PLAYOFFS:** Scored 14 points (3+11) with 24 PIM in 24 games for Edmonton ... Had points in 10 of 24 games and is plus or even in 15 of 24 games ... Finished 2nd in scoring among defensemen -- was 3rd in goals and 2nd in assists... **2004-05:** Appeared in 30 games for HC Lasselsberger Plzen of the Czech Elite League tallying 11 points (three goals, eight assists)... Appeared in 17 games for HC Slavia Praha of the Czech Elite League registering 13 points (four goals, nine assists)... Skated in seven playoff games for HC Slavia Praha totaling two assists and eight penalty minutes. **2003-2004:** Games missed due to injury: 35 (groin)... Scored 22 points (5+17) with 45 PIM and -13 plus/minus rating in 58 games... Second among CBJ defensemen in goals, assists and points. ... Netted two power play, one shorthanded and two game-winning goals... Notched three multi-point games (Jan. 31 vs. Minnesota, Feb. 28 vs. Colorado and Apr. 2 vs.



HEIGHT: 5 ft 11 in WEIGHT: 204

SHOOTS: Left

LAST AMATEUR CLUB:
Farjestad (Sweden)

vs. NHL

TEAM	GP	G	A	TP	PIM
ANA	20	2	5	7	14
ATL	20	3	4	7	29
BOS	25	3	6	9	14
BUF	12	0	2	2	16
CGY	21	4	7	11	22
CAR	22	3	7	10	10
CHI	18	1	7	8	26
COL	19	5	3	8	12
CBJ	18	3	5	8	10
DAL	22	1	9	10	10
DET	29	4	7	11	20
EDM	18	1	8	9	4
FLA	9	0	3	3	10
LA	20	3	5	8	17
MIN	21	0	11	11	14
MON	24	4	5	9	8
NSH	31	1	11	12	53
NJ	21	1	5	6	14
NYI	22	3	8	11	14
NYR	20	2	10	12	6
OTT	24	1	5	6	16
PHI	19	2	9	11	16
PHX	19	5	1	6	20
PIT	16	2	5	7	8
SJ	22	0	6	6	12
STL	26	2	9	11	22
TB	21	3	6	9	12
TOR	21	0	5	5	24
VAN	26	2	9	11	16
WSH	22	4	10	14	8
NHL TOTALS	621	65	193	258	467

Colorado)... Set team record by a defenseman with eight shots on goal Feb. 28 vs. Colorado... Netted fastest goal to start a period in 2003-04, scoring 35 seconds into the second period Feb. 11 vs. Los Angeles... Missed 24 games due to a groin injury (Nov. 29 - Jan. 18)... Games lost to injury: 24... Multi-point (goal) games: 3 (0)... Most Points: 2 (3x) - Apr. 2 vs. Colorado, most recent... Most Goals: 1 (5x) - Apr. 2 vs. Colorado... **2002-2003**: Scored career high 45 points (9+36) in 81 games... His 36 assists were a career high... Set Blue Jackets record for most assists and points by a defenseman and set career highs in both categories... Played 300th game of his NHL career Nov. 20 vs. St. Louis... Became first Jackets player to score second overtime goal with his tally Feb. 13 at Montreal... Established a team record for a defenseman with a point (1+7) in seven straight games (Jan. 10 - Jan. 22)... Also scored a point in each of the Jackets' first five games (2+3)... Missed one game due to the birth of his son. **2001-02**: Games missed due to injury: Eight (finger)... Finished the year with 18 points (5+13) in 74 games... Scored 5 points (2+3) after being acquired by Columbus from Chicago... Scored a point in his first two games with the Jackets (1+1)... Registered a shorthanded goal in first game at Nationwide Arena vs. Detroit on Mar. 21... Tallied overtime power play goal in home finale Apr. 12 vs. Atlanta... **2000-01**: Games missed due to injury: 18 (shoulder)... Began the season with Florida, scoring 2-3=5 in 12 games... Made his Chicago debut on Nov. 8 vs. San Jose... **1999-2000**: Set career highs in goals (10), assists (26) and points (36)... Ranked among Panthers' defenseman leaders in goals (first), assists (second), points (second), power-play goals (first, 4), and shots on goal (second, 111)... Ranked among team leaders in average ice time (third, 22:39), hits (seventh, 122) and blocked shots (second, 98)... One of only three players to play in every game for the Panthers... Logged first career two point game and was +4 Oct. 22 vs. Calgary... Notched first career three point game with a goal and two assists Dec. 18 at Pittsburgh... Played in his 100th NHL game Jan. 1 vs. Tampa Bay. **1998-99**: Completed first NHL season... Had three goals and 12 assists in 63 games... Led the team and finished third among NHL rookies with a +15 rating... Finished fifth among first year defenseman in scoring... Scored first NHL goal on Oct 24 at Washington... Notched his first NHL assist Dec. 1 at NY Rangers... Had two assists to register his first career multiple point game at NY Islanders Jan. 20... Scored first shorthanded goal vs. Phoenix on Feb. 20.

PERSONAL FILE:

Nickname – Spacho... Started playing hockey at age 6... Favorites include seafood (food), Everybody Loves Raymond (TV show), Rain Man (movie), U2 (band) and Tom Cruise (actor)... Hobbies include golf, tennis and his family... Best concert he has ever seen is U2 in Chicago.

CAREER STATS

REGULAR SEASON


PLAYOFFS

SEASON	TEAM	LEAGUE	GP	G	A	TP	+/-	PIM	PP	SH	GW	GT	S	S%	GP	G	A	TP	PIM
1998-99	Florida	NHL	63	3	12	15	15	28	2	1	0	0	92	3.2	--	--	--	--	--
1999-00	Florida	NHL	82	10	26	36	7	53	4	0	1	0	111	9.0	4	0	0	0	0
2000-01	Florida	NHL	12	2	1	3	-4	8	1	0	0	0	21	9.5	--	--	--	--	--
	Chicago	NHL	50	5	18	23	7	20	2	0	1	0	85	5.9	--	--	--	--	--
2001-02	Chicago	NHL	60	3	10	13	5	29	0	0	1	0	64	4.7	--	--	--	--	--
	Columbus	NHL	14	2	3	5	-9	24	1	1	1	0	29	6.9	--	--	--	--	--
2002-03	Columbus	NHL	81	9	36	45	-23	70	5	0	1	0	166	5.4	--	--	--	--	--
2003-04	Columbus	NHL	58	5	17	22	-13	45	2	1	2	0	108	4.6	--	--	--	--	--
2005-06	Chicago	NHL	45	7	17	24	8	72	1	0	0	0	80	8.8	--	--	--	--	--
	Edmonton	NHL	31	5	14	19	3	24	3	0	0	0	70	4.6	24	3	11	14	24
2006-07	Buffalo	NHL	65	5	16	21	20	62	1	0	2	0	78	6.4	16	0	0	0	10
2007-08	Buffalo	NHL	60	9	23	32	42	32	7	0	1	--	95	9.5	--	--	--	--	--
NHL Totals			621	65	193	258	16	467	22	3	9	0	904	6.2	44	3	11	14	24
Buffalo Totals			125	5	16	21	20	94	1	0	2	0	78	6.4	16	0	0	0	10

DREW STAFFORD

21 RIGHT WING
ACQUIRED 2004

BORN: October 30, 1985
in Milwaukee, Wisconsin



CAREER HIGHLIGHTS:

GOALS: 3, 1/18/08 vs. Atlanta
ASSISTS: 2, five times. Most recent: 3/14/08 vs. Carolina
POINTS: 5, 1/18/08 vs. Atlanta
PIM: 5, two times. Most recent, 10/11/07 vs. Atlanta
LONGEST POINT STREAK: 5 games, twice. Most recent: 3/15/07 @ Florida to 3/23/07 vs. Toronto (6+1)

CAREER TRANS ACTIONS:

Buffalo's first-round choice (13th overall) in the 2004 NHL Entry Draft.

2007-2008 REGULAR SEASON:

Games missed due to injury: 16; ankle (10); shoulder (3); concussion (3)... Missed two additional games as a healthy scratch... Played 100th career game vs. Ottawa (3/25/08)... Multi-point games: six... Set career highs in goals (16), assists (22), points (38) and game winning goals (5)... Appeared in a career-high 64 games... Set a new career high with his first hat trick and five points vs. Atlanta (1/18/08)... Scored six points (1+5) during a season high three-game point streak beginning @ Carolina (3/14/08) and ending @ Tampa Bay (3/19/08).

NHL CAREER:

2006-07: Scored 27 points (13+14) in 41 games with Buffalo... Multi point games: seven... Scored 44 points (22+22) in 34 games with Rochester (AHL)... Was recalled from Rochester (AHL) on nine separate occasions... Named NHL Rookie of the month for March after scoring 13 points (9+4) in 15 games, including four 2-point games... Scored first career NHL goal on Nov. 11 @ PHI (Niittymaki)... Made NHL debut @ NY Rangers (11/05/06) and recorded his first NHL point (assist)... Stafford became just the second player in league history to pick up his first NHL point in the overtime period of his NHL debut... **2007 PLAYOFFS:** Had two points (1+1) in five games vs. NYI... Scored his first playoff goal in Game 5 vs. NYI (4/20)... **2005-06:** Led North Dakota in scoring with 24 goals and 48 points in 42 games... Led the nation with seven short-handed goals... Was named a third-team All-American... Also named to the All-WCHA third team... Finished his three-year collegiate career with 118 points (48+70)... **2004-05:** Tied with Canada's Sidney Crosby for fifth in scoring with nine points (5+4) in seven games at World Junior Championships... **2003-04:** Fifth in team scoring as a freshman... Won a Gold Medal with Team USA at World Junior Championships with a 4-3 win over Canada... **2002-03:** Represented Team USA at the IIHF U-18 World Juniors Tournament in Russia and the U-18 Five Nations Tournament in the Czech Republic... Finished his final year at Shattuck-St. Mary's with 116 points (49+67)... **2001-02:** Scored 88 points (35+53) in 45 games his first year at Shattuck-St. Mary's.



HEIGHT: 6 ft 1 in **WEIGHT:** 202
SHOOTS: Right
LAST AMATEUR CLUB:
 North Dakota (WCHA-NCAA)

vs. NHL

TEAM	GP	G	A	TP	PIM
ANA	1	0	0	0	0
ATL	5	4	2	6	7
BOS	10	1	4	5	6
CGY	0	0	0	0	0
CAR	5	1	3	4	8
CHI	1	1	0	1	0
COL	1	0	0	0	0
CBJ	1	0	0	0	0
DAL	1	0	2	2	2
DET	1	0	1	1	2
EDM	0	0	0	0	0
FLA	5	3	0	3	2
LA	1	1	1	2	2
MIN	1	0	0	0	0
MON	10	3	2	5	10
NSH	0	0	0	0	0
NJ	6	0	1	1	0
NYI	5	2	2	4	6
NYR	5	0	1	1	2
OTT	11	1	8	9	15
PHI	5	2	0	2	4
PHX	1	1	0	1	2
PIT	5	0	2	2	2
SJ	1	0	1	1	2
STL	1	0	0	0	0
TB	5	1	5	6	6
TOR	11	4	1	5	2
VAN	1	0	0	0	0
WSH	5	4	0	4	2
NHL TOTALS	105	29	36	65	84

PERSONAL FILE:

Nicknames – Staff and D-Money... Started skating at age 2... Favorite sports team growing up was the Edmonton Oilers... Favorite athlete is Zach Parise... Other favorites include Italian (food), South Park (TV show), Big Lebowski (movie), Invisible Children (band) and Brad Pitt (actor)... Enjoys collecting arcade games.


CAREER STATS

SEASON	TEAM	LEAGUE	REGULAR SEASON												PLAYOFFS				
			GP	G	A	TP	+/-	PIM	PP	SH	GW	GT	S	S%	GP	G	A	TP	PIM
2001-02	Shat-St. Mary's	HS-MN	45	35	53	88	--	30	--	--	--	--	--	--	--	--	--	--	--
2002-03	Shat-St. Mary's	HS-MN	65	49	67	116	--	--	--	--	--	--	--	--	--	--	--	--	--
2003-04	North Dakota	WCHA	36	11	21	32	--	30	--	--	--	--	--	--	--	--	--	--	--
2004-05	North Dakota	WCHA	42	13	25	38	--	34	--	--	--	--	--	--	--	--	--	--	--
2005-06	North Dakota	WCHA	42	24	24	48	--	63	--	--	--	--	--	--	--	--	--	--	--
2006-07	Rochester	AHL	34	22	22	44	16	30	6	1	3	--	128	17.2	--	--	--	--	--
	Buffalo	NHL	41	13	14	27	5	33	3	0	3	--	67	19.4	10	2	2	4	4
2007-08	Buffalo	NHL	64	16	22	38	3	51	1	0	5	--	103	15.1	--	--	--	--	--
	NHL Totals		105	29	36	65	8	84	4	0	8	--	170	17.0	10	2	2	4	4
	Buffalo Totals		105	29	36	65	8	84	4	0	8	--	170	17.0	10	2	2	4	4

HENRIK TALLINDER

10 DEFENSE
ACQUIRED 1997

BORN: January 10, 1979
in Stockholm, Sweden



CAREER HIGHLIGHTS:

GOALS: 2, 2/24/07 @ Ottawa
ASSISTS: 3, 3/9/06 vs. Tampa Bay
POINTS: 3, 3/9/06 vs. Tampa Bay
PIM: 6, 12/14/02 @ Philadelphia
LONGEST POINT STREAK: 5 games: 3/4/08 @ Philadelphia to 3/19/08 @ Philadelphia (1+6)

CAREER TRANS ACTIONS:


Buffalo's second-round choice (48th overall) in the 1997 NHL Entry Draft.

2007.2008 REGULAR SEASON:

Games missed due to injury: 11 (shoulder)... Finished the year with 18 points (1+17)... Multi-point games: two... Played 300th career game vs. Tampa Bay (2/20/08)... Set a career high with 17 assists... Had a season and career high five-game point streak in which he scored seven points (1+6) beginning @ Philadelphia (3/4/08) and ending @ Tampa Bay (3/19/08).

NHL CAREER:

2006-07: Games missed due to injury: 35; arm (24); ankle (11)... Multi-point games: 1... Scored a career-high two goals @ OTT (2/24)... First 41 games of the season -- Five points (2+3) in 16 games... Preseason: 3 points (2+1) in 2 games... **2007 Playoffs:** Had two assists in 16 games... Tallied an assist in five games vs. NYI... Picked up an assist in Game 1 (4/25) vs. NYR... **2005-06:** Played in all 82 games... Finished with career-highs in goals (6), assists (15), and points (21)... Collected a career-high three points (0+3) vs. Tampa Bay (3/9)... Scored Buffalo's only goal in 2-1 loss vs. Florida (1/1)... Scored SH goal @ Toronto (12/29)... Had just the second two-point game of his career (1+1) @ Tampa Bay (12/23)... First goal of the season was GWG in 3-2 win @ Boston (11/19)... **2006 PLAYOFFS:** Eight points (2+6) in 14 games... Missed remainder of playoffs after breaking his arm in Game 3 vs. Carolina (5/24)... Scored first career playoff goal along with one assist @ Ottawa (5/13)... One assist vs. Ottawa (5/10)... Was +6 in Game 6 win @ Philadelphia (5/2)... **2004-05:** Played with Linkopings in the Swedish League, collecting 16 points (6+10), 63 PIMs and +30 rating in 44 games... appeared in 10 playoff games with SC Bern in the Swiss "A" League, scoring two points (1+1) ... **2003-04:** Took season- and team-high four shots vs. N.Y. Islanders (2/21), his 100th NHL game... Scored first goal of season in win vs. Los Angeles... Goal was fourth of career... **2002-03:** Finished fourth among NHL rookies in average ice time at 19:52... Returned to Sabres' lineup @ Carolina (3/29) after missing 24 games with high ankle sprain suffered vs. St. Louis (2/11)... Had PPA @ Ottawa (1/25)... Named to Young Stars Game @ NHL All-Star Game 2/1 in Florida... Scored goal in 3-2 win @ Montreal (1/11)... Scored first NHL/Sabre goal with PPG vs. Ottawa (12/10)... Picked up first career PPA in 4-3 win vs. Washington (12/07)... Recorded first career NHL point @ Boston (11/23)... Left game in third period after re-injuring shoulder... Was first game back after missing previous seven games with a separated AC joint. **2001-02:** Made NHL/Sabre debut vs. Washington (4/12)... Appeared in Sabres' final two games... With Rochester: In first season with



HEIGHT: 6 ft 3 in WEIGHT: 210

SHOOTS: Left

LAST AMATEUR CLUB:
TPS Turku (Finland)

vs. NHL

TEAM	GP	G	A	TP	PIM
ANA	3	0	1	1	2
ATL	16	0	6	6	14
BOS	30	2	7	9	20
CGY	4	0	1	1	6
CAR	14	0	6	6	10
CHI	4	0	0	0	2
COL	2	0	1	1	0
CBJ	3	0	0	0	2
DAL	4	0	0	0	2
DET	3	0	1	1	0
EDM	3	0	1	1	6
FLA	14	1	3	4	8
LA	2	1	0	1	4
MIN	5	0	0	0	2
MON	30	1	3	4	20
NSH	3	0	0	0	0
NJ	16	0	3	3	6
NYI	16	0	2	2	22
NYR	14	0	1	1	10
OTT	30	5	4	9	14
PHI	18	1	4	5	12
PHX	5	0	0	0	4
PIT	17	0	1	1	10
SJ	3	0	0	0	0
STL	3	0	0	0	0
TB	13	2	6	8	8
TOR	26	2	5	7	16
VAN	4	0	0	0	4
WSH	15	0	5	5	6
NHL TOTALS	320	15	61	76	210

Amerks, registered 20 points (6+14) in 73 games...Tied for first in goals among Amerk defensemen...Tied for second on team with +11...Had season-high, three-game point streak (2+1) from @ Syracuse (3/06) to @ Hartford (3/09)...Netted second OT/GWG of the season in a 3-2 win @ Hartford (3/09) ... Scored first goal (GWG) as an Amerk in 3-2 (OT) win @ Albany (1/12)...Recorded two assists in Amerk debut vs. Albany (10/26)...Missed first seven games of season due to injury...Assigned to Rochester (10/03)...**2002 PLAYOFFS:** Played in two playoff games for Amerks ... Made North American playoff debut in Game One of Western Conference Qualifier @ Philadelphia Phantoms (4/09). **2000-01:** Member of Finnish League Championship TPS Turku.

PERSONAL FILE:

Nickname – Hank... Lists his wife as the most influential person in his life... Started playing hockey at age 7... favorite athlete is Tiger Woods... Other favorites include his wife's cooking (food), Last Man Standing (TV show), Shrek (movie) and Metallica (band)... Hobbies include golf, friends and music... Best concert he has ever seen is Iron Maiden in Stockholm (2004)... If he wasn't a hockey player he would be a ski instructor.

CAREER STATS

SEASON	TEAM	LEAGUE	REGULAR SEASON													PLAYOFFS				
			GP	G	A	TP	+/-	PIM	PP	SH	GW	GT	S	S%	GP	G	A	TP	PIM	
1996-97	AIK Solna	Sweden Jr	40	4	13	17	--	55	--	--	--	--	--	--	--	--	--	--	--	
	AIK Solna	Sweden	1	0	0	0	--	0	--	--	--	--	--	--	--	--	--	--	--	
1997-98	AIK Solna	Sweden	34	0	0	0	--	26	--	--	--	--	--	--	--	--	--	--	--	
1998-99	AIK Solna	Sweden	36	0	0	0	--	26	--	--	--	--	--	--	--	--	--	--	--	
1999-00	AIK Solna	Sweden	50	0	2	2	--	59	--	--	--	--	--	--	--	--	--	--	--	
2000-01	TPS Turku	Finland	56	5	9	14	--	62	--	--	--	--	--	--	10	2	1	3	8	
2001-02	Rochester	AHL	73	6	14	20	11	26	1	0	2	1	93	6.5	2	0	0	0	0	
	Buffalo	NHL	2	0	0	0	0	0	0	0	0	--	4	0.0	--	--	--	--	--	
2002-03	Buffalo	NHL	46	3	10	13	-3	28	1	0	0	0	37	8.1	--	--	--	--	--	
2003-04	Buffalo	NHL	72	1	9	10	5	26	0	0	0	0	63	1.6	--	--	--	--	--	
2004-05	Linkopings HC	Sweden	44	6	10	16	30	63	--	--	--	--	95	6.3	--	--	--	--	--	
2004-05	SC Bern	Swiss	--	--	--	--	--	--	--	--	--	--	--	--	10	1	1	2	4	
2005-06	Buffalo	NHL	82	6	15	21	10	74	0	1	1	--	79	7.6	14	2	6	8	16	
2006-07	Buffalo	NHL	47	4	10	14	19	34	0	0	0	--	34	11.8	16	0	2	2	10	
2007-06	Buffalo	NHL	71	1	17	18	5	48	0	0	0	--	70	1.4	--	--	--	--	--	
	NHL Totals		320	15	61	76	35	162	1	1	1	0	287	5.2	30	2	8	10	26	
	Buffalo Totals		320	15	61	76	35	162	1	1	1	0	287	5.2	30	2	8	10	26	

THOMAS VANEK

26 LEFT WING
ACQUIRED 2003

BORN: January 19, 1984
in Graz, Austria



CAREER HIGHLIGHTS:

GOALS: 3, four times. Most recent: 4/5/08 @ Boston
ASSISTS: 2, sixteen times. Most recent: 2/27/08 vs. Nashville
POINTS: 4, 10/17/06 vs. Philadelphia
PIM: 4, seven times. Most recent: 3/3/07 @ Toronto
LONGEST POINT STREAK: 6 games, 4/14/07 vs. New York Islanders to 4/27/07 vs. New York Rangers (5+2)

CAREER TRANS ACTIONS:

Buffalo's first-round choice (5th overall) in the 2003 NHL Entry Draft.

2007.2008 REGULAR SEASON:

Played in all 82 games and finished the year with 64 points (36+28)... Multi-point games: 16... Finished with over 30 goals for the second straight season... Finished the year 13th in the league in goal scoring... Set a career high with four hat tricks on the season, three were natural hat tricks... Scored his 100th career goal vs. Toronto (3/21/08)... Scored five goals during an eight point (5+3), five game scoring streak that began @ NY Rangers (2/16/08) and ended vs. NY Rangers (2/23/08)... Scored 32 points (20+12) in the 34 games following the All-Star break.

NHL CAREER:

2008-07: Set new career highs in goals (43), assists (41) and points (84)... Led the NHL in plus/minus with +47... Named to the NHL Second All-Star Team at LW... First Sabre to score 40+ goals since Miro Satan in 1998-99... Had eight points (6+2) during a career-high six-game point streak from Nov. 5-17... Scored goals in three consecutive games three times... Also had one four-game streak... Had career-high four points (2+2) vs. Philadelphia (10/17)... First 41 games of the season -- 43 points (22+21) in 41 games... Multi-point games: 23... **2007 PLAYOFFS:** Had career-high 10 points (6+4) in 16 games... Had four points (2+2) in five games vs. NYI... Assisted on Afinogenov's GWG in Game 5 vs. NYI (4/20). Had three goals in six games vs. NYR... Scored two goals including the GWG in Game 1 vs. NYR (4/25)... Picked up another GWG in Game 2 vs. NYR (4/27)... Picked up three points (1+2) in five games vs. OTT...

2005-06: Appeared in 81 games... Recorded 48 points (25+23) in his rookie year... Ranked seventh among all NHL rookies in points... Had two goals and one assist vs. Boston (3/12)... Scored two goals, including GWG, vs. Florida (2/11)... Scored game-deciding goal in shootout vs. Ottawa (2/4)... Had two goals @ Toronto (1/26)... Scored GWG vs. Atlanta (12/30)... Scored GWG and one assist vs. NY Islanders (12/26)... Scored penalty shot goal vs. Anaheim (12/8)... Scored twice, including his first career NHL goal, and added one assist vs. Carolina (11/9)... Assisted on Fitzpatrick's GWG vs. NY Rangers (10/22)... Had two assists and scored in shootout @ Tampa (10/13)... Picked up first NHL point in his first NHL game vs. NY Islanders (10/5)... **2006 PLAYOFFS:** Two points (2+0) in 10 games... Scored goal @ Carolina (5/22)... Scored first NHL play-off goal vs. Philadelphia (4/28)... **2004-05:** Was named to the AHL All-Rookie Team... Finished his first professional season with the Rochester Americans (AHL) with 68 points (42+26)... His 42 goals tied the Amerks' franchise record for most goal by a rookie... Vanek led the AHL in power-play goals with 25... Finished second in the AHL



HEIGHT: 6 ft 2 in WEIGHT: 207

SHOOTS: Right

LAST AMATEUR CLUB:
Minnesota (WCHA-NCAA)

vs. NHL

TEAM	GP	G	A	TP	PIM
ANA	2	1	0	1	0
ATL	12	9	5	14	16
BOS	24	13	15	28	14
CGY	2	1	0	1	4
CAR	12	7	3	10	12
CHI	2	1	2	3	0
COL	2	0	1	1	0
CBJ	2	0	0	0	4
DAL	2	1	2	3	0
DET	2	1	0	1	0
EDM	2	0	2	2	2
FLA	12	9	3	12	12
LA	2	1	0	1	2
MIN	2	1	0	1	2
MON	24	7	12	19	16
NSH	2	0	3	3	0
NJ	12	1	1	2	8
NYI	12	3	4	7	14
NYR	12	5	4	9	10
OTT	24	9	9	18	14
PHI	12	4	4	8	6
PHX	2	0	1	1	2
PIT	12	3	2	5	10
SJ	2	1	0	1	0
STL	2	0	0	0	0
TB	12	11	4	15	4
TOR	23	12	9	21	18
VAN	2	0	1	1	0
WSH	12	3	5	8	6
NHL TOTALS	245	104	92	196	176

in goal-scoring (42)...Earned Reebok AHL Rookie of the Month honors for April, after collecting 13 points (11+2) in nine games...Named the CCM/Vector Player of the Week on April 17th...Finished the regular season with a four-game point streak (7+2)...Registered three power-play goals against Syracuse on 4/16... Scored two goals @ St. John's on 4/11...Scored two goals against St. John's on 4/3... Registered his first career hat-trick against Syracuse on 3/13..Scored two goals @ Manitoba on 3/6...Had an eight game point streak (8+6) from 3/5 to 3/20...Scored two goals against @ St. John's on 2/19...Had a seven-game point streak (3+5) from 1/25 to 2/4...Picked up two goals @ Syracuse on 12/18...Was named CMM Vector/AHL Player of the Week on 11/28... Scored two goals against Cincinnati on 11/5...Scored his first professional goal on 11/29 against Manitoba... **2003-04**: Appeared in 38 games for Minnesota, earning JOFA/AHCA All-America honors...Named All-WCHA Second Team...Missed four games in February with shoulder injury...Led team in points (26+25), goals and penalties...Became 73rd player in history of Minnesota hockey to reach 100-point mark... Two-time WCHA Offensive Player of the Week...Led team with 16 multi-point games and six multi-goal games...Had seven games with three-or-more points... Scored at least one point in 12-straight postseason games...Ranked fourth on team in power-play points with 18 (6+12)...Recorded third three-assist game of career Wisconsin (1/30)... Scored 12 of 24 goals in the second period... **2002-03**: Led nation's rookies with 62 points (31+31) in 45 games...Most points by a Golden Gopher freshman since Aaron Broten had 72 in 1979-80...Named team MVP, received Frank Pond Rookie of the year award, awarded Tom Mohr playoff MVP...Named WCHA Rookie of the Year... Two-time WCHA Rookie of the Week... Named Frozen Four Most Outstanding Player after recording two game-winners and four points... NCAA West Regional MVP...U of M Scholar-Athlete...First European to play at Minnesota... Graduate of Sioux Falls (S.D.) O'Gorman High School... **2001-02**: Played final year with Sioux Falls (USHL)... Led league with 91 points (46+45) in 53 games... Tied for third in the league with 11 PPGs...Collected four hat tricks...**2000-01**: Finished his second season with Sioux Falls (USHL) with 29 points (19+10)... **1999-2000**: Played in 35 games for Sioux Falls (USHL)...Finished rookie season with 33 points (15+18).

PERSONAL FILE:

Nicknames – T.V. and Van... Lists his parents as the most influential people in his life... Started playing hockey at age 3... Favorite sports team growing up was the Pittsburgh Penguins... Favorite athletes are Tiger Woods and Roger Federer... Other favorites include steak (food), Entourage (TV show), U2 (band) and Will Ferrell (actor)... Hobbies include golf, tennis and fishing... Best concert he has ever seen is U2 at HSBC Arena.


CAREER STATS

SEASON	TEAM	LEAGUE	REGULAR SEASON													PLAYOFFS				
			GP	G	A	TP	+/-	PIM	PP	SH	GW	GT	S	S%	GP	G	A	TP	PIM	
99-2000	Sioux Falls	USHL	35	15	18	33	--	12	--	--	--	--	--	--	--	--	--	--	--	
2000-01	Sioux Falls	USHL	20	19	10	29	--	15	--	--	--	--	--	--	--	--	--	--	--	
	Austria	WJC	7	5	5	10	--	--	--	--	--	--	--	--	--	--	--	--	--	
2001-02	Sioux Falls	USHL	53	46	45	91	--	91	--	--	--	--	--	--	--	--	--	--	--	
	Austria	WJC 20B	5	5	6	11	5	2	--	--	--	--	--	--	--	--	--	--	--	
2002-03	Minnesota	WCHA	45	31	31	62	--	60	7	--	5	--	--	--	--	--	--	--	--	
	Austria	WJC 20B	5	9	4	13	5	10	--	--	--	--	--	--	--	--	--	--	--	
2003-04	Minnesota	WCHA	38	26	25	51	--	72	6	1	3	0	171	15.2	--	--	--	--	--	
	Austria	WJC 20A	6	3	1	4	-8	11	--	--	--	--	--	--	--	--	--	--	--	
	Austria	World Ch.	6	2	5	7	2	0	--	--	--	--	18	11.1	--	--	--	--	--	
2004-05	Rochester	AHL	74	42	26	68	+2	62	25	0	6	--	271	15.5	5	2	3	5	10	
2005-06	Buffalo	NHL	81	25	23	48	-11	72	11	0	4	--	204	12.3	10	2	0	2	6	
2006-07	Buffalo	NHL	82	43	41	84	47	72	15	0	5	1	237	18.1	16	6	4	10	10	
2007-08	Buffalo	NHL	82	36	28	64	-5	64	19	0	9	--	240	15.0	--	--	--	--	--	
	NHL Totals		245	104	92	196	31	176	45	0	18	1	681	15.3	26	8	4	12	16	
	Buffalo Totals		245	104	92	196	31	176	45	0	18	1	681	15.3	26	8	4	12	16	

MIKE WEBER

4 DEFENSE
ACQUIRED 2006

BORN: December 16, 1987
in Pittsburgh, Pennsylvania



CAREER HIGHLIGHTS:

GOALS: None
ASSISTS: 1, three times. Most recent, 3/30/08 vs. Boston
POINTS: 1, three times. Most recent, 3/30/08 vs. Boston
PIM: 10, 3/14/08 vs. Carolina
LONGEST POINT STREAK: N/A

CAREER TRANS ACTIONS:

Buffalo's second-round choice (57th overall) in the 2006 NHL Entry Draft.

2007-2008 REGULAR SEASON:

Recorded three points (0+3) in 16 games with Buffalo in two recalls (10/26/07 and 3/12/08)... Made NHL debut @ Florida (10/26/07)... Recorded his first NHL point (assist) @ Pittsburgh (3/12/08)... Recorded 14 (1+13) points in 59 games with Rochester... Finished third on Sabres with a plus-12 rating... Scored his first professional point, in his first multi-point game @ Hamilton (10/15/07)... Scored first professional goal @ Hamilton (1/12/08).

NHL CAREER:

2006-07: Split the season with Barrie (OHL) and Windsor (OHL)... Scored a career high 34 points (6+28)... **2005-06:** Scored 26 points (5+21) in 68 games with Windsor (OHL)... Set a career high with 181 penalty minutes... **2004-05:** In 68 games with Windsor (OHL), scored eight points (2+6)... Recorded 132 penalty minutes... **2003-04:** Played in 65 games with Windsor (OHL)... Recorded two assists in his first year in major junior.

PERSONAL FILE:

Nickname – Webs... Hobbies are fishing and boating... Favorite food is pasta... Pre-game meal is chicken parmesan... Favorite athlete is Tiger Woods... Other favorites include: Brooks & Dunn (band)... King of Queens (TV show)... Gladiator (movie)... Russell Crowe (actor)... His best friend in the NHL is Steve Ott.



HEIGHT: 6 ft 2 in **WEIGHT:** 199

SHOOTS: Left


LAST AMATEUR CLUB:
Barrie (OHL)

vs. NHL

TEAM	GP	G	A	TP	PIM
ANA	0	0	0	0	0
ATL	0	0	0	0	0
BOS	3	0	1	1	2
CGY	0	0	0	0	0
CAR	1	0	0	0	10
CHI	0	0	0	0	0
COL	0	0	0	0	0
CBJ	0	0	0	0	0
DAL	0	0	0	0	0
DET	0	0	0	0	0
EDM	0	0	0	0	0
FLA	1	0	0	0	2
LA	0	0	0	0	0
MIN	0	0	0	0	0
MON	3	0	0	0	0
NSH	0	0	0	0	0
NJ	0	0	0	0	0
NYI	0	0	0	0	0
NYR	0	0	0	0	0
OTT	2	0	1	1	0
PHI	0	0	0	0	0
PHX	0	0	0	0	0
PIT	1	0	1	1	0
SJ	0	0	0	0	0
STL	0	0	0	0	0
TB	2	0	0	0	0
TOR	3	0	0	0	0
VAN	0	0	0	0	0
WSH	0	0	0	0	0
NHL TOTALS	16	0	3	3	14

CAREER STATS

SEASON	TEAM	LEAGUE	REGULAR SEASON												PLAYOFFS				
			GP	G	A	TP	+/-	PIM	PP	SH	GW	GT	S	S%	GP	G	A	TP	PIM
2002-03	Pittsburgh	EmJHL	28	4	11	15	--	109	--	--	--	--	--	--	3	0	0	0	20
2003-04	Windsor	OHL	65	0	2	2	--	49	--	--	--	--	--	--	--	--	--	--	--
2004-05	Windsor	OHL	68	2	6	8	-11	132	--	--	--	--	--	11	0	1	1	18	
2005-06	Windsor	OHL	68	5	21	26	17	181	2	1	--	--	--	7	0	0	0	12	
2006-07	Windsor	OHL	30	3	16	19	-11	86	2	--	--	--	--	--	--	--	--	--	
	Barrie	OHL	30	3	12	15	22	86	3	--	--	--	--	7	0	6	6	10	
2007-08	Rochester	AHL	59	1	13	14	-8	178	0	0	0	--	--	--	--	--	--	--	
	Buffalo	NHL	16	0	3	3	12	14	0	0	0	--	12	0.0	--	--	--	--	
	NHL Totals		16	0	3	3	12	14	0	0	0	--	12	0.0	--	--	--	--	
	Buffalo Totals		16	0	3	3	12	14	0	0	0	--	12	0.0	--	--	--	--	

**LEFT WING****ACQUIRED 2008**

BORN: March 22, 1985 in Baie-comeau, Quebec
HEIGHT: 6 ft 2 in **WEIGHT:** 216 **SHOOTS:** Right
LAST AMATEUR CLUB: PEI (QMJHL)


TRANSACTIONS:
 Signed as a free agent August 13, 2008

JIMMY BONNEAU

CAREER: 2007-2008: Split the season between Cincinnati (ECHL) and Hamilton (AHL)... Registered five points (1+4) and 66 penalty minutes in 24 games... **2006-07:** Recorded 158 penalty minutes in 55 games with Cincinnati (ECHL) and Hamilton (AHL)... Recorded a season high 20 penalty minutes @ Syracuse (2/19/07).

CAREER STATS

SEASON	TEAM	LEAGUE	REGULAR SEASON													PLAYOFFS				
			GP	G	A	TP	+/-	PIM	PP	SH	GW	GT	S	S%	GP	G	A	TP	PIM	
2002-03	Montreal	QMJHL	65	1	5	6	-1	261	--	--	--	--	--	--	7	0	0	0	12	
2003-04	PEI	QMJHL	70	7	12	19	0	263	--	--	--	--	--	12	1	0	1			
2004-05	PEI	QMJHL	70	11	11	22	-5	234	3	1	--	--	--	--	--	--	--	--		
2005-06	Long Beach	ECHL	65	1	5	6	-6	137	--	--	--	--	--	--	--	--	--	--		
2006-07	Cincinnati	ECHL	46	2	5	7	-1	99	--	--	--	--	30	6.6	10	0	0	0	23	
	Hamilton	AHL	9	0	0	0	-1	59	--	--	--	--	1	0.0	--	--	--	--	--	
2007-08	Cincinnati	ECHL	18	0	4	4	5	61	--	--	--	--	19	0.0	3	0	0	0	0	
	Hamilton	AHL	6	1	0	1	-1	5	--	--	--	--	5	0.0	--	--	--	--	--	

**LEFT WING****ACQUIRED 2008**

BORN: January 13, 1980 in Camrose, Alberta
HEIGHT: 6 ft 0 in **WEIGHT:** 196 **SHOOTS:** Left
LAST AMATEUR CLUB: Prince George (WHL)


TRANSACTIONS:
 Signed as a free agent August 8, 2008

TYLER BOUCK

CAREER: 2007-2008: Served as Portland's captain and tied his career high in goals (11)... Multi point games: five... Set career high for games played (79)... **2006-07:** Split season between Manitoba (AHL) and Vancouver... Recorded four points (1+3) in 24 combined games... **2005-06:** Missed majority of season after suffering groin injury in training camp... **2004-05:** Scored ten points (3+7) in 40 games for TPS (Finland)... **2003-04:** Split season between Vancouver and Manitoba... Set career high with 11 goals in 49 games with Manitoba... 2002-03: Set career highs in assists (28) and points (38)... Eclipsed 100 penalty minutes for first time in career... **2001-02:** Registered 11 points (5+6) in 41 AHL games with Manitoba and Springfield... **2000-01:** Made NHL debut with Dallas... Scored first NHL goal vs. San Jose (10/18/00)... Played in one playoff game for the Stars.

CAREER STATS

SEASON	TEAM	LEAGUE	REGULAR SEASON													PLAYOFFS				
			GP	G	A	TP	+/-	PIM	PP	SH	GW	GT	S	S%	GP	G	A	TP	PIM	
1996-97	Prince George	WHL	12	0	2	2	--	11	--	--	--	--	--	--	--	--	--	--	--	--
1997-98	Prince George	WHL	65	11	26	37	--	90	--	--	--	--	--	11	1	0	1	21		
1998-99	Prince George	WHL	56	22	25	47	8	178	4	1	3	--	--	2	0	2	2	10		
	Canada	WJC	5	0	0	0	--	2	--	--	--	--	--	--	--	--	--	--		
99-2000	Prince George	WHL	57	30	33	63	17	183	9	5	7	--	--	13	6	13	19	36		
	Canada	WJC	7	1	2	3	--	20	--	--	--	--	--	--	--	--	--	--		
2000-01	Dallas	NHL	48	2	5	7	-3	29	0	0	1	--	41	4.9	1	0	0	0	0	
	Utah	AHL	24	2	6	8	-5	39	1	0	0	--	43	4.7	--	--	--	--	--	
2001-02	Springfield	AHL	21	1	2	3	-2	33	0	0	0	--	--	--	--	--	--	--	--	
	Manitoba	AHL	20	4	4	8	-3	25	0	2	1	--	--	--	--	--	--	--	--	
	Phoenix	NHL	7	0	0	0	-1	4	0	0	0	--	3	0.0	--	--	--	--	--	
2002-03	Manitoba	AHL	76	10	28	38	8	103	2	2	3	--	113	8.8	14	2	2	4	10	
2003-04	Manitoba	AHL	49	11	14	25	-3	100	2	0	1	--	--	--	--	--	--	--	--	
	Vancouver	NHL	18	1	2	3	-4	23	0	1	0	--	12	8.3	1	--	--	--	0	
2004-05	TPS	Finland	40	3	7	10	--	100	--	--	--	--	--	6	1	0	1	12		
2005-06	Vancouver	NHL	12	1	1	2	0	21	0	0	0	--	6	16.7	--	--	--	--	--	
	Manitoba	AHL	8	0	1	1	0	8	0	0	0	--	--	--	--	--	--	--	--	
2006-07	Manitoba	AHL	24	1	3	4	-7	36	0	1	0	--	--	--	--	--	--	--	--	
	Vancouver	NHL	6	0	0	0	-1	16	0	0	0	--	--	--	--	--	--	--	--	
2007-08	Portland	AHL	79	11	18	29	-2	86	4	0	0	--	128	11.6	13	0	2	2	8	
NHL Totals			91	4	8	12	-9	93	0	1	1	--	69	5.8	2	0	0	0	0	



DEFENSE
ACQUIRED 2005

CHRIS BUTLER

BORN: October 27, 1986 in St. Louis, Missouri
HEIGHT: 6 ft 1 in **WEIGHT:** 178 **SHOOTS:** Left
LAST AMATEUR CLUB: Denver (NCAA-WCHA)

TRANSACTIONS:
Buffalo's fourth-round choice (96th overall) in the 2005 NHL Entry Draft

CAREER: 2007-2008: Second Team WCHA All-Star... Second Team NCAA West All-American... Named to WCHA Final Five All-Tournament Team...
2006-07: Played 39 games and collected career highs in goals (10) assists (17) points (27) and penalty minutes (42)... **2005-06:** WCHA All-Rookie Team... **2004-05:** USHL First All-Star Team selection.

CAREER STATS

SEASON	TEAM	LEAGUE	REGULAR SEASON												PLAYOFFS				
			GP	G	A	TP	+/-	PIM	PP	SH	GW	GT	S	S%	GP	G	A	TP	PIM
2003-04	Sioux City	USHL	55	3	6	9	--	37	--	--	--	--	--	--	7	0	1	1	6
2004-05	Sioux City	USHL	60	6	22	28	--	90	--	--	--	--	--	13	1	6	7	10	
2005-06	Denver	WCHA	35	7	15	22	--	28	5	--	--	--	--	--	--	--	--	--	
2006-07	Denver	WCHA	39	10	17	27	--	42	4	--	--	--	--	--	--	--	--	--	
2007-08	Denver	WCHA	41	3	14	17	--	38	2	1	--	--	--	--	--	--	--	--	



DEFENSE
ACQUIRED 2004

MIKE CARD


BORN: February 18, 1986 in Kitchener, Ontario
HEIGHT: 6 ft 0 in **WEIGHT:** 189 **SHOOTS:** Right
LAST AMATEUR CLUB: Kelowna (WHL)

TRANSACTIONS:
Buffalo's eighth-round choice (241st overall) in the 2004 NHL Entry Draft.

CAREER: 2007-2008: Games missed due to injury: 42 (concussion)... Had five points (1+4) in 23 games with Rochester... **2006-07:** Made NHL debut @ Philadelphia (11/11/07)... Finished season with nine points (1-8)... Also appeared in six games with Florida (ECHL)... **2005-06:** Finished third among WHL defensemen with 55 points (12+43)... Helped lead Kelowna to three Memorial Cup appearances from 2003-2005.

CAREER STATS

SEASON	TEAM	LEAGUE	REGULAR SEASON												PLAYOFFS				
			GP	G	A	TP	+/-	PIM	PP	SH	GW	GT	S	S%	GP	G	A	TP	PIM
2002-03	Kelowna	WHL	61	7	22	29	--	41	--	--	--	--	--	19	2	6	8	12	
2003-04	Kelowna	WHL	72	6	12	18	--	47	--	--	--	--	--	17	2	4	6	20	
2004-05	Kelowna	WHL	72	10	35	45	--	85	--	--	--	--	--	24	2	5	7	38	
2005-06	Kelowna	WHL	64	12	43	55	--	103	--	--	--	--	--	12	0	3	3	8	
2006-07	Rochester	AHL	50	1	8	9	1	38	--	--	--	--	34	6	--	--	--	8	
	Florida	ECHL	6	1	3	4	--	2	--	--	--	--	--	9	1	4	5	14	
2007-08	Buffalo	NHL	4	0	0	0	0	0	--	--	--	--	0	--	--	--	--	--	
	Rochester	AHL	23	1	4	5	-8	32	1	--	--	--	34	6	--	--	--	8	
NHL Totals			4	0	0	0	0	0	--	--	--	--	0	0	--	--	--	--	
Buffalo			4	0	0	0	0	0	--	--	--	--	0	0	--	--	--	--	



LEFT WING
ACQUIRED 2008


MATHIEU DARCHE

BORN: November 26, 1976
HEIGHT: 6 ft 1 in **WEIGHT:** 217 **SHOOTS:** Left
LAST AMATEUR CLUB: McGill (OUAA)

TRANSACTIONS:
Signed as a free agent July 24, 2008.

CAREER: 2007-2008: Played first full season in NHL... Multi point games: two... Set a career high with a three-game point streak (0+3) that started @ Detroit (11/29/08) and ended against Ottawa (12/4/08)... **2006-07:** At time of recall (2/14/07) was leading Worcester in goals (25) assists (28), points (53) and PPG (13)... Recorded first goal in Worcester Sharks history and recorded first home goal in Sharks history... **2005-06:** Finished second on Duisburg (DEL) in goals (12) and fifth in points (25)... **2004-05:** Was Hershey's leading goal scorer (29) and was second on the team in points (54)... **2003-04:** Helped Milwaukee win the Calder Cup with six playoff goals... Led Milwaukee in goals (28)... Finished second on the team in points (54)... **2002-03:** Was Syracuse's leading scorer with 64 points (32+32)... His 32 goals led the team... **2001-02:** Recorded 45 points (22+23) with Syracuse... Appeared in 14 games with Columbus and scored his first NHL goal ... **2000-01:** Made NHL debut and played in nine games with Columbus... Led Syracuse rookies with 40 points.

CAREER STATS		REGULAR SEASON													PLAYOFFS				
SEASON	TEAM	LEAGUE	GP	G	A	TP	+/-	PIM	PP	SH	GW	GT	S	S%	GP	G	A	TP	PIM
1996-97	McGill	OUAA	23	1	2	3	--	27	--	--	--	--	--	--	--	--	--	--	--
1997-98	McGill	OUAA	40	28	17	45	--	69	--	--	--	--	--	--	--	--	--	--	--
1998-99	McGill	OUAA	32	16	24	40	--	60	--	--	--	--	--	--	--	--	--	--	--
99-2000	McGill	OUAA	33	31	41	72	--	38	--	--	--	--	--	--	5	2	8	10	16
2000-01	Syracuse	AHL	66	16	24	40	5	21	7	0	3	--	127	12.6	5	0	1	1	4
	Columbus	NHL	9	0	0	0	-4	0	0	0	0	0	9	0.0	--	--	--	--	--
2001-02	Syracuse	AHL	63	22	23	45	5	26	8	0	4	0	--	--	10	2	5	7	2
	Columbus	NHL	14	1	1	2	-5	6	0	0	0	0	15	6.7	--	--	--	--	--
2002-03	Syracuse	AHL	76	32	32	64	-14	38	10	3	3	0	255	12.5	--	--	--	--	--
	Columbus	NHL	1	0	0	0	-1	0	0	0	0	0	0	0.0	--	--	--	--	--
2003-04	Milwaukee	AHL	76	28	31	59	11	41	10	1	6	0	--	--	--	--	--	--	--
	Nashville	NHL	2	0	0	0	-1	0	0	0	0	0	1	0.0	--	--	--	--	--
2004-05	Hershey	AHL	79	29	25	54	4	49	10	2	3	0	--	--	--	--	--	--	--
2005-06	Duisburg	Germany	52	12	13	25	--	88	--	--	--	--	--	--	5	1	3	4	4
2006-07	Worcester	AHL	76	35	45	80	6	72	16	0	4	0	--	--	5	2	2	4	2
	San Jose	NHL	2	0	0	0	0	0	0	0	0	0	3	0.0	--	--	--	--	--
2007-08	Tampa Bay	NHL	73	7	15	22	-14	20	1	1	0	0	120	5.8	--	--	--	--	--
NHL Totals			101	8	16	24	-25	26	1	1	0	0	148	5.4	--	--	--	--	--



GOALTENDER
ACQUIRED 2005


ADAM DENNIS

BORN: February 8, 1985 in Toronto, Ontario
HEIGHT: 5 ft 11 in **WEIGHT:** 183 **CATCHES:** Left
LAST AMATEUR CLUB: London (OHL)

TRANSACTIONS:
Buffalo's sixth-round choice (182nd overall) in 2005 NHL Entry Draft.

CAREER: 2007-2008: Games missed due to injury: six (groin)... Set a career high with three shutouts... Set a career best with 3.18 GAA... **2006-07:** Recalled for four games by Sabres, did not play during recall... Earned first professional shutout vs. Springfield (11/18/06)... **2005-06:** Named OHL Goaltender of the Year... OHL First All-Star Team... Set OHL record with 44 wins in a season... **2004-05:** OHL First All-Star Team... Memorial Cup Tournament All-Star Team... Won Hap Emms Memorial Trophy as the top goaltender in the Memorial Cup tournament.

CAREER STATS		REGULAR SEASON							PLAYOFFS					
SEASON	TEAM	LEAGUE	GP	MIN	GA	SO	AVG	W-L-T	GP	MIN	GA	SO	AVG	W-L
2002-03	Guelph	OHL	18	846	45	0	3.19	6-7-1	--	--	--	--	--	--
2003-04	Guelph	OHL	46	2662	111	3	2.50	33-10-2	20	1205	40	1	1.99	15-5
2004-05	Guelph	OHL	23	1372	57	3	2.49	5-11-6	--	--	--	--	--	--
	London	OHL	16	920	23	1	1.50	12-4-0	11	629	22	2	2.10	9-1
2005-06	London	OHL	57	3444	162	1	2.82	44-9-4	18	1090	59	0	3.25	12-6
2006-07	Rochester	AHL	35	2068	226	1	3.34	18-17-0	--	--	--	--	--	--
2007-08	Rochester	AHL	46	2601	138	3	3.18	17-26-2	--	--	--	--	--	--



GOALTENDER
ACQUIRED 2006

JHONAS ENROTH


BORN: June 25, 1988 in Stockholm, Sweden
HEIGHT: 5 ft 10 in **WEIGHT:** 174 **CATCHES:** Left
LAST AMATEUR CLUB: Sodertalje (Sweden)

TRANSACTIONS:
Buffalo's second-round choice (46th overall) in the 2006 NHL Entry Draft

CAREER: 2007-2008: Finalist for rookie of the year after leading all goaltenders with a 2.13 GAA... Led Sweden to a silver medal at the World Junior Championships posting a 4-1 record and a 2.33 GAA.

CAREER STATS

SEASON	TEAM	LEAGUE	REGULAR SEASON						PLAYOFFS					
			GP	MIN	GA	SO	AVG	W-L-T	GP	MIN	GA	SO	AVG	W-L
2003-04	Huddinge U18	Swe-U18	6	324	15	0	2.77	--	--	--	--	--	--	--
2004-05	Huddinge Jr.	Swe-Jr.	19	1144	49	3	2.57	--	3	186	6	1	1.93	--
	Huddinge U18	Swe-U18	2	125	5	0	2.40	--	--	--	--	--	--	--
	Huddinge	Swe-2	2	51	6	0	6.95	--	--	--	--	--	--	--
	Sweden	U18-WJC	3	--	7	--	1.70	--	--	--	--	--	--	--
2005-06	Sodertalje Jr.	Swe-Jr.	39	2378	86	1	2.17	--	4	243	9	0	2.22	--
	Sodertalje U18	Swe-U18	2	120	5	0	2.50	--	--	--	--	--	--	--
	Sweded	U18-WJC	5	--	6	--	1.81	--	--	--	--	--	--	--
2006-07	Sodertalje	Swe-2	24	1938	57	3	1.76	20-2-2	--	--	--	--	--	--
	Sodertalje Jr.	Swe-Jr.	3	180	4	0	1.33	2-1	--	--	--	--	--	--
	Sweden	WJC	3	180	7	--	2.91	2-1	--	--	--	--	--	--
2007-08	Sodertalje	SEL	27	1578	56	2	2.13	10-14-3	--	--	--	--	--	--
	Sodertalje Jr.	Swe-Jr.	1	59	4	0	4.05	0-1-0	--	--	--	--	--	--
	Sweden	WJC	5	302	12	0	2.33	4-1	--	--	--	--	--	--



CENTER
ACQUIRED 2008

COLTON FRETTER


BORN: March 12, 1982 in Harrow, Ontario
HEIGHT: 5 ft 10 in **WEIGHT:** 187 **SHOOTS:** Right
LAST AMATEUR CLUB: Michigan State (NCAA-CCHA)

TRANSACTIONS:
Signed as a free agent August 4, 2008.

CAREER: 2007-2008: Spent time with Bridgeport and Chicago (AHL) and Gwinnett (ECHL)... Scored 15 points (10+5) in 26 AHL games... Multi point games: three... Had three two-goal games which helped him to score ten points (8+2) in the month of March... **2006-07:** Made his professional debut with Gwinnett finishing third on the team with 68 points (36+32)... His 36 goals led Gwinnett... 2007 ECHL Rookie of the Year... Named to 2007 ECHL All-Rookie team.

CAREER STATS


SEASON	TEAM	LEAGUE	REGULAR SEASON													PLAYOFFS				
			GP	G	A	TP	+/-	PIM	PP	SH	GW	GT	S	S%	GP	G	A	TP	PIM	
2002-03	Michigan St	CCHA	35	7	15	22	--	36	--	--	--	--	--	--	--	--	--	--	--	
2003-04	Michigan St	CCHA	39	6	11	17	--	22	--	--	--	--	--	--	--	--	--	--	--	
2004-05	Michigan St	CCHA	40	20	24	44	--	28	--	--	--	--	--	--	--	--	--	--	--	
2005-06	Michigan St	CCHA	45	10	19	29	--	28	--	--	--	--	--	--	--	--	--	--	--	
2006-07	Gwinnett	ECHL	51	36	32	68	3	46	18	1	3	--	--	4	3	0	3	4		
2007-08	Bridgeport	AHL	18	9	2	11	-3	14	--	--	--	--	30	30.0	--	--	--	--	--	
	Chicago	AHL	8	1	3	4	-1	2	--	--	--	--	14	7.1	--	--	--	--	--	
	Gwinnett	AHL	2	2	0	2	3	4	--	--	--	--	7	28.5	--	--	--	--	--	

**DEFENSE**
ACQUIRED 2004**MICHAEL FUNK****BORN:** August 15, 1986 in Abbotsford, British Columbia
HEIGHT: 6 ft 4 in **WEIGHT:** 199 **SHOOTS:** Left
LAST AMATEUR CLUB: Portland (WHL)**TRANSACTIONS:**
Buffalo's second-round choice (43rd overall) in the 2004 NHL Entry Draft**CAREER: 2007-2008:** Recalled by Buffalo for four games, did not record any points during his call-up... Games missed due to injury: 13; groin (9); shoulder (4)... Was suspended for one game for his actions vs. Manchester (4/11/08)... **2006-07:** Made NHL debut @ Ottawa (11/18/06)... Recorded his first NHL point (assist) vs. Tampa Bay (1/20/07)... Had a four-game point streak (2+2) from 12/23/07 to 12/30/07 with Rochester... **2005-06:** Finished eighth among WHL defensemen in scoring.**CAREER STATS**

SEASON	TEAM	LEAGUE	REGULAR SEASON												PLAYOFFS				
			GP	G	A	TP	+/-	PIM	PP	SH	GW	GT	S	S%	GP	G	A	TP	PIM
2002-03	Portland	WHL	68	1	15	16	--	54	--	--	--	--	--	--	7	0	1	1	15
2003-04	Portland	WHL	71	3	25	28	--	86	--	--	--	--	--	5	0	1	1	6	
2004-05	Portland	WHL	71	8	22	30	--	84	--	--	--	--	--	7	1	1	2	4	
2005-06	Portland	WHL	70	11	36	47	--	88	--	--	--	--	--	5	0	0	0	8	
2006-07	Rochester	AHL	61	2	5	7	-4	57	2	--	--	--	43	4.7	6	0	1	1	4
	Buffalo	NHL	5	0	2	2	2	0	--	--	--	--	1	0.0	--	--	--	--	--
2007-08	Rochester	AHL	58	0	10	10	10	104	--	--	--	--	24	0.0	--	--	--	--	--
	Buffalo	NHL	4	0	0	0	-3	0	--	--	--	--	1	0.0	--	--	--	--	--
NHL Totals			9	0	0	0	-1	0	--	--	--	--	2	0.0	--	--	--	--	--
Buffalo			9	0	2	2	-1	0	--	--	--	--	2	0.0	--	--	--	--	--

**CENTER**
ACQUIRED 2005**NATHAN GERBE****BORN:** July 24, 1987 in Oxford, Michigan
HEIGHT: 5 ft 5 in **WEIGHT:** 160 **SHOOTS:** Left
LAST AMATEUR CLUB: Boston College (NCAA-Hockey East)**TRANSACTIONS:**
Buffalo's fifth-round choice (142nd overall) in the 2005 NHL Entry Draft.**CAREER: 2007-2008:** Scored eight points (5+3) in two games as he led Boston College to their first NCAA title since 2001... Had a hand in every goal in BC's 4-1 win over Notre Dame in the National Title game... Led the nation in scoring with 68 points (35+33)... Hobey Baker finalist... USA Hockey National College Player of the Year... All Hockey East First-Team... Hockey East MVP... Hockey East Tournament MVP... **2006-07:** Named to All Tournament Team at Frozen Four...**CAREER STATS**

SEASON	TEAM	LEAGUE	REGULAR SEASON												PLAYOFFS				
			GP	G	A	TP	+/-	PIM	PP	SH	GW	GT	S	S%	GP	G	A	TP	PIM
2002-03	River City	NAHL	25	3	3	6	--	49	--	--	--	--	--	--	7	1	1	2	2
2003-04	USNTDP	U-17	32	14	12	26	--	66	--	--	--	--	--	--	--	--	--	--	--
	USNTDP	NAHL	26	11	7	18	--	87	--	--	--	--	--	--	--	--	--	--	--
2004-05	USNTDP	U-18	26	6	11	17	--	48	--	--	--	--	--	--	--	--	--	--	--
	USNTDP	NAHL	12	7	5	12	--	25	--	--	--	--	--	--	--	--	--	--	--
2005-06	Boston College	Hcky Est	39	11	7	18	--	75	2	1	--	--	97	11.3	--	--	--	--	--
2006-07	Boston College	Hcky Est	41	25	22	47	--	76	9	4	--	--	140	17.9	--	--	--	--	--
2007-08	Boston College	Hcky Est	43	35	33	68	--	65	11	4	--	--	243	14.4	--	--	--	--	--



DEFENSE
ACQUIRED 2005

MARC-ANDRE GRAGNANI


BORN: March 11, 1987 in Montreal, Quebec
HEIGHT: 6 ft 1 in **WEIGHT:** 180 **SHOOTS:** Left
LAST AMATEUR CLUB: Prince Edward Island (QMJHL)

TRANSACTIONS:
Buffalo's third-round (87th overall) in the 2005 NHL Entry Draft.

CAREER: 2007-2008: Called up to Buffalo for two games... Did not register any points during call-up... Scored first professional goal vs. Hamilton (10/05/07)... Scored two points (0+2) in first professional game vs. Syracuse (11/05/07)... Had a career-high five game point streak (1+4) from 10/28/07 to 11/9/07... **2006-07:** Ranked fourth with Prince Edward (QMJHL) with 68 points (22+46).

CAREER STATS

		REGULAR SEASON													PLAYOFFS				
SEASON	TEAM	LEAGUE	GP	G	A	TP	+/-	PIM	PP	SH	GW	GT	S	S%	GP	G	A	TP	PIM
2003-04	PEI	QMJHL	61	2	13	15	--	42	--	--	--	--	--	--	11	0	0	0	4
2004-05	PEI	QMJHL	68	10	29	39	--	48	--	--	--	--	--	--	--	--	--	--	--
2005-06	PEI	QMJHL	62	16	55	71	--	75	--	--	--	--	--	--	6	1	4	5	14
2006-07	PEI	QMJHL	65	22	46	68	--	58	--	--	--	--	--	--	7	5	8	13	4
2007-08	Rochester	AHL	78	14	38	52	-24	38	6	4	--	--	161	11.5	--	--	--	--	--
	Buffalo	NHL	2	0	0	0	-2	0	6	4	--	--	1	0.0	--	--	--	--	--
NHL Totals			2	0	0	0	-2	0	6	4	--	--	1	0.0	--	--	--	--	--
Buffalo Totals			2	0	0	0	-2	0	6	4	--	--	1	0.0	--	--	--	--	--



LEFT WING
ACQUIRED 2004

DYLAN HUNTER

BORN: May 21, 1985 in Quebec City, Quebec
HEIGHT: 5 ft 11 in **WEIGHT:** 204 **SHOOTS:** Left
LAST AMATEUR CLUB: London (OHL)

TRANSACTIONS:
Buffalo's ninth-round choice (273rd overall) in the 2004 NHL Entry Draft

CAREER: 2007-2008: Received the Fairand/O'Neill Sportsmanship Award... Named Rbk/AHL Player of the Week for the week ending 11/5/07... Had six game point streak (2+5) from 3/28/08 to 4/6/08... **2006-07:** Had 3 three game point streaks... Scored first professional goal 10/8/06... **2005-06:** Ended major junior career as London Knights all-time leader in assists (263) and games played (315)... Ranked fourth in the league in scoring with 117 points (32+85)... OHL second team all-star... His 36 playoff points (13+23) was third best in the league... **2004-05:** OHL first team all-star.

CAREER STATS

		REGULAR SEASON													PLAYOFFS				
SEASON	TEAM	LEAGUE	GP	G	A	TP	+/-	PIM	PP	SH	GW	GT	S	S%	GP	G	A	TP	PIM
2001-02	London	OHL	54	6	21	27	--	38	--	--	--	--	--	--	6	1	1	2	10
2002-03	London	OHL	68	11	31	42	--	41	--	--	--	--	--	--	14	3	3	6	8
2003-04	London	OHL	64	26	53	79	--	47	--	--	--	--	--	--	15	4	10	14	10
2004-05	London	OHL	67	31	79	104	--	64	--	--	--	--	--	--	18	10	11	21	16
2005-06	London	OHL	62	32	85	117	--	50	--	--	--	--	--	--	19	13	23	36	16
2006-07	Rochester	AHL	67	8	20	28	-1	42	--	2	1	--	89	8.9	6	1	2	3	2
2007-08	Rochester	AHL	70	20	27	47	-10	69	6	2	--	--	120	6.0	--	--	--	--	--



LEFT WING
ACQUIRED 2006

TIM KENNEDY

BORN: April 30, 1986 in Buffalo NY
HEIGHT: 5 ft 9 in **WEIGHT:** 176 **SHOOTS:** Left
LAST AMATEUR CLUB: Michigan State (CCHA-NCAA)

TRANSACTIONS:
Traded to Buffalo by Washington for Buffalo's 6th round choice (Washington chose Mathieu Perrault) in the 2006 NHL Entry Draft


CAREER: 2007-2008: Finished his career at Michigan State with 105 points (42+63) in 113 games... CCHA Second-team All-Star... **2006-07:** Helped lead Michigan State to 2007 NCAA National Championship with two points (1+1) in the 3-1 victory over Boston College... Named to NCAA Championship All-Tournament team... **2005-06:** Recorded 19 points (4+15) in his 29 game rookie campaign... Amassed 80 points (39+41) in 110 games with Sioux City (USHL).



TIM KENNEDY (continued)

CAREER STATS

			REGULAR SEASON												PLAYOFFS				
SEASON	TEAM	LEAGUE	GP	G	A	TP	+/-	PIM	PP	SH	GW	GT	S	S%	GP	G	A	TP	PIM
2003-04	Sioux City	USHL	56	9	10	19	--	42	--	--	--	--	--	--	7	2	2	4	6
2004-05	Sioux City	USHL	54	30	31	61	--	112	--	--	--	--	--	--	13	6	11	17	18
2005-06	Michigan St	CCHA	29	4	15	19	--	31	--	--	--	--	--	--	--	--	--	--	--
2006-07	Michigan St	CCHA	42	18	25	43	--	49	--	--	--	--	--	--	--	--	--	--	--
2007-08	Michigan St	CCHA	42	20	23	43	--	50	--	--	--	--	--	--	--	--	--	--	--

DEFENSE
ACQUIRED 2008

BORN: November 28, 1985 in Etobicoke, Ontario
HEIGHT: 6 ft 2 in **WEIGHT:** 210 **SHOOTS:** Right
LAST AMATEUR CLUB: UMass-Amherst (NCAA-Hcky Est)


TRANSACTIONS:
Signed as a free agent March 25, 2008.

MIKE KOSTKA

CAREER: 2007-2008: Played one game with Rochester... Served the season as team captain with UMass-Amherst... Led all defensemen with seven power play goals... Finished his NCAA career with 53 points (15+38) in 143 games.

CAREER STATS

			REGULAR SEASON												PLAYOFFS				
SEASON	TEAM	LEAGUE	GP	G	A	TP	+/-	PIM	PP	SH	GW	GT	S	S%	GP	G	A	TP	PIM
2001-02	Ajax	OPJHL	19	1	4	5	--	8	--	--	--	--	--	--	--	--	--	--	--
2002-03	Ajax	OPJHL	39	4	11	15	--	32	--	--	--	--	--	--	--	--	--	--	--
2003-04	Aurora	OPJHL	42	9	27	36	--	4	--	--	--	--	--	--	--	--	--	--	--
2004-05	UMass	Hockey East32	1	5	6	-8	14	1	0	--	--	--	30	3.3	--	--	--	--	--
2005-06	UMass	Hockey East36	2	6	8	+2	20	1	1	--	--	--	52	3.8	--	--	--	--	--
2006-07	UMass	Hockey East39	3	15	18	+11	20	0	0	--	--	--	88	3.4	--	--	--	--	--
2007-08	UMass	Hockey East36	9	12	21	+11	20	7	1	--	--	--	83	10.8	--	--	--	--	--
	Rochester	AHL	1	0	0	0	+1	2	0	0	--	--	1	0.0	--	--	--	--	--

RIGHT WING
ACQUIRED 2004

BORN: July 11, 1985 in London, Ontario
HEIGHT: 6 ft 3 in **WEIGHT:** 225 **SHOOTS:** Right
LAST AMATEUR CLUB: Ottawa (OHL)

TRANSACTIONS:
Buffalo's seventh-round choice (207th overall) in the 2004 NHL Entry Draft.

MARK MANCARI

CAREER: 2007-2008: Led Rochester in scoring... Represented Rochester at the AHL All-Star Game and set the AHL record for hardest shot at 102.8mph... Had a season high five-game point streak (3+3) from 3/30/08 to 4/11/08... **2006-07:** Recalled to Buffalo for three games... Recorded first NHL point (assist) @ Toronto (3/30/07)... Finished third on the team with 57 points (23+34)... Had a career high six game point streak (4+5) from 1/6/07 to 1/19/07... **2005-06:** Recorded first professional goal 11/4/05 vs. Cleveland... Registered first professional hat trick (4/8/06)... Scored first two professional points (assists) in debut on 10/21/05... **2004-05:** Ended major junior career with 158 points (76+82) and 36 playoff points (21+15) in 41 games.

CAREER STATS

			REGULAR SEASON												PLAYOFFS				
SEASON	TEAM	LEAGUE	GP	G	A	TP	+/-	PIM	PP	SH	GW	GT	S	S%	GP	G	A	TP	PIM
2001-02	Ottawa	OHL	34	3	3	6	--	10	--	--	--	--	--	--	2	0	1	1	0
2002-03	Ottawa	OHL	61	8	11	19	--	20	--	--	--	--	--	--	11	2	1	3	2
2003-04	Ottawa	OHL	67	29	36	65	--	56	--	--	--	--	--	--	7	5	3	8	11
2004-05	Ottawa	OHL	64	36	32	68	--	86	--	--	--	--	--	--	21	14	10	24	24
2005-06	Rochester	AHL	71	18	24	42	-1	80	6	0	2	--	169	10.6	--	--	--	--	--
2006-07	Rochester	AHL	64	23	34	57	1	49	6	0	6	--	163	14.1	6	1	5	6	6
	Buffalo	NHL	3	0	1	1	-1	2	0	0	0	--	1	0.0	--	--	--	--	--
2007-08	Rochester	AHL	80	21	36	57	-7	78	7	0	7	--	226	10.7	--	--	--	--	--
	NHL Totals		3	0	1	1	-1	2	0	0	0	--	1	0.0	--	--	--	--	--
	Buffalo Totals		3	0	1	1	-1	2	0	0	0	--	1	0.0	--	--	--	--	--



LEFT WING
ACQUIRED 2008

COLIN MURPHY


BORN: April, 11, 1980 in Fort McMurray, Alberta
HEIGHT: 5 ft 11 in **WEIGHT:** 195 **SHOOTS:** Left
LAST AMATEUR CLUB: Michigan Tech (WCHA-NCAA)

TRANSACTIONS:
Signed as a free agent, August 4, 2008.

CAREER: 2007-2008: Finished seventh on Toronto with 38 points (11+27) in 68 games... **2006-07:** Set a career high in goals (20) assists (36) and points (56)... Led Toronto in assists and was second on the team in points... **2005-06:** Scored 33 points (16+17) in first full professional season... **2004-05:** Joined St. John's after Toronto signed him as a free agent (3/18/05)... Registered eight points (1+7) in twelve games as a rookie... Added four playoff points (1+3) in five games... Spent four years at Michigan Tech (WCHA) and averaged better than a point per game with 152 points (54+98) in 145 games... 2005 WCHA first-team All-Star... NCAA West second-team All-American.

CAREER STATS

SEASON	TEAM	LEAGUE	REGULAR SEASON												PLAYOFFS					
			GP	G	A	TP	+/-	PIM	PP	SH	GW	GT	S	S%	GP	G	A	TP	PIM	
2001-02	Michigan Tech	WCHA	38	8	19	27	--	40	--	--	--	--	--	--	--	--	--	--	--	--
2002-03	Michigan Tech	WCHA	37	20	20	40	--	42	--	--	--	--	--	--	--	--	--	--	--	--
2003-04	Michigan Tech	WCHA	33	15	17	32	--	28	--	--	--	--	--	--	--	--	--	--	--	--
2004-05	Michigan Tech	WCHA	37	11	42	53	--	40	--	--	--	--	--	--	--	--	--	--	--	--
	St. John's	AHL	12	1	7	8	1	34	0	0	0	--	--	--	--	5	1	3	4	17
2005-06	Toronto	AHL	53	16	17	33	-2	44	6	0	2	--	116	13.7	4	0	0	0	0	0
2006-07	Toronto	AHL	73	20	36	56	-2	126	10	0	3	--	173	11.5	--	--	--	--	--	--
2007-08	Toronto	AHL	68	11	27	29	3	152	1	0	0	--	151	7.2	11	2	3	5	34	



CENTER
ACQUIRED 2006

FELIX SCHUTZ


BORN: November 3, 1987, Erding, Germany
HEIGHT: 5 ft 11 in **WEIGHT:** 187 **SHOOTS:** Left
LAST AMATEUR CLUB: Ingolstadt (Germany)

TRANSACTIONS:
Buffalo's fourth round choice (117th overall) in the 2006 NHL Entry Draft

CAREER: 2007-2008: Returned to Germany after spending three seasons in the QMJHL... Recorded 25 points (12+13) for Ingolstadt of the DEL... **2006-07:** Was traded to Val-d'Or from St. John... Scored 11 points (4+7) in 18 games for St. John... Recorded 33 regular season points (15+18) in 27 games and 15 playoff points (5+10) for Val-d'Or after the trade... **2005-06:** Recorded career highs in goals (21) assists (31) and points (52) in his first season in North America... **2004-05:** Spent three seasons in the German junior league... Scored 61 points (29+32) over 64 games with Mannheim and Landshut.

CAREER STATS

SEASON	TEAM	LEAGUE	REGULAR SEASON												PLAYOFFS					
			GP	G	A	TP	+/-	PIM	PP	SH	GW	GT	S	S%	GP	G	A	TP	PIM	
2003-04	Mannheim Jr.	Ger-Jr.	30	22	22	44	--	12	--	--	--	--	--	--	--	--	--	--	--	--
2004-05	Landshut Cann	Ger-2	24	1	2	3	--	8	--	--	--	--	--	--	5	0	0	0	0	2
	Landshut Jr.	Ger-Jr.	9	6	8	14	--	33	--	--	--	--	--	22	2	2	3	3	5	
2005-06	St. John	QMJHL	65	21	31	52	--	61	--	--	--	--	--	--	--	--	--	--	--	--
2006-07	Val-d'Or	QMJHL	27	15	18	33	--	28	--	--	--	--	--	20	5	10	15	22		
	St. John	QMJHL	18	4	7	11	--	16	--	--	--	--	--	--	--	--	--	--	--	--
2007-08	Ingolstadt	Germany	46	12	13	25	--	76	--	--	--	--	--	3	0	1	1	2		

**LEFT WING**
ACQUIRED 2008**DEREK WHITMORE**

BORN: December 17, 1985, Rochester, New York
HEIGHT: 5 ft 11 in **WEIGHT:** 185 **SHOOTS:** Left
LAST AMATEUR CLUB: Bowling Green (NCAA-CCHA)

TRANSACTIONS:
 Signed as a free agent March 26, 2008.

CAREER: 2007-2008: Played in eight games with Rochester after being signed by Buffalo... Scored his first professional goal vs. Syracuse (4/4/08)... Scored a collegiate career high 37 points (27+10) as a senior at Bowling Green... Finished fifth in the nation with 27 goals... Second team All-CCHA selection... **2006-07:** Had 102 points (70+32) in 143 collegiate games... In 113 junior games with Waterloo and Lincoln (USHL) scored 72 points (36+23).

CAREER STATS

SEASON	TEAM	LEAGUE	REGULAR SEASON													PLAYOFFS				
			GP	G	A	TP	+/-	PIM	PP	SH	GW	GT	S	S%	GP	G	A	TP	PIM	
2002-03	Waterloo Bk	USHL	58	15	13	28	--	51	--	--	--	--	--	--	6	1	0	1	0	
2003-04	Lincoln	USHL	45	19	23	42	--	22	--	--	--	--	--	--	--	--	--	--	--	
	Waterloo	USHL	10	2	0	2	--	6	--	--	--	--	--	--	--	--	--	--	--	
2004-05	Bowling Green	CCHA	33	11	6	17	--	14	--	--	--	--	--	--	--	--	--	--	--	
2005-06	Bowling Green	CCHA	34	13	6	19	--	17	--	--	--	--	--	--	--	--	--	--	--	
2006-07	Bowling Green	CCHA	38	19	10	29	--	20	--	--	--	--	--	--	--	--	--	--	--	
2007-08	Bowling Green	CCHA	38	27	10	37	--	33	--	--	--	--	--	--	--	--	--	--	--	
	Rochester	AHL	8	1	0	1	--	2	--	--	--	--	--	--	--	--	--	--	--	

**DEFENSE**
ACQUIRED 2005**MAREK ZAGRAPAN**

BORN: December 6, 1986 in Presov, Slovakia
HEIGHT: 6 ft 1 in **WEIGHT:** 198 **SHOOTS:** Left
LAST AMATEUR CLUB: Chicoutimi (QMJHL)

TRANSACTIONS:
 Buffalo's first round selection (13th overall) in the 2005 NHL Entry Draft

CAREER: 2007-2008: Multi point games: six... Finished sixth on the team in scoring with 40 points (18+22)... Had a five game point streak (5+1) from 10/28/07 to 11/2/07... **2006-07:** Finished seventh on the team in points 38 (17+21)... Scored first professional goal vs. Toronto (11/26/06)... Had a five game point streak (3+4) from 12/16/07 to 12/29/07... 2005-06: Spent two seasons with Chicoutimi (QMJHL) and collected 169 points (67+102) in 118 games... His 11 goals during the 2005 QMJHL playoffs were second only to Sidney Crosby (14).

CAREER STATS

SEASON	TEAM	LEAGUE	REGULAR SEASON													PLAYOFFS				
			GP	G	A	TP	+/-	PIM	PP	SH	GW	GT	S	S%	GP	G	A	TP	PIM	
2001-02	HC Zlin U17	Czech	48	23	14	37	--	24	--	--	--	--	--	--	6	1	0	1	2	
2002-03	HC Zlin Jr.	Czech	25	9	13	22	--	10	--	--	--	--	--	--	--	--	--	--	--	
	HC Zlin U17	Czech	15	18	16	34	--	14	--	--	--	--	--	3	1	0	1	6		
	HC Hame Zlin	Czech	13	1	1	2	--	10	--	--	--	--	--	--	--	--	--	--	--	
	HC Zlin Jr.	Czech	42	23	12	35	--	40	--	--	--	--	--	7	1	3	4	4		
2003-04	HC Hame Zlin	Czech	5	0	0	0	--	0	--	--	--	--	--	--	--	--	--	--	--	
	Kometa Brno	Czech	5	0	1	1	--	8	--	--	--	--	--	--	--	--	--	--	--	
2004-05	Chicoutimi	QMJHL	59	32	50	82	--	50	--	--	--	--	--	17	11	6	17	28		
2005-06	Chicoutimi	QMJHL	59	35	52	87	--	63	--	--	--	--	--	8	4	6	10	4		
2006-07	Rochester	AHL	71	17	21	38	-2	39	10	0	0	--	107	6	1	0	1	2		
2007-08	Rochester	AHL	76	18	22	40	-22	66	9	0	0	--	148	--	--	--	--	--		



IN THE SYSTEM

CENTER
ACQUIRED 2007

JEAN-SIMON ALLARD

Selected in the fifth round (147th overall) in 2007

BORN: May 24, 1989 in St. Bruno, Quebec

HEIGHT: 5 ft 11 in

WEIGHT: 185

CAREER STATS

SEASON	TEAM	LEAGUE	REGULAR SEASON					PLAYOFFS				
			GP	G	A	TP	PIM	GP	G	A	TP	PIM
2005-06	St. John's	QMJHL	65	4	13	17	34	5	0	0	0	2
2006-07	St. John's	QMJHL	69	12	38	50	47	4	0	1	1	4
2007-08	St. John's	QMJHL	67	16	44	60	48	6	4	8	12	6

DEFENSE
ACQUIRED 2006

ALEX BIEGA

Selected in the fifth round (147th overall) in 2006

BORN: April 4, 1988 in Montreal, Quebec

HEIGHT: 5 ft 10 in

WEIGHT: 191

CAREER STATS

SEASON	TEAM	LEAGUE	REGULAR SEASON					PLAYOFFS				
			GP	G	A	TP	PIM	GP	G	A	TP	PIM
2004-05	Salisbury (CT)	HS	27	9	22	31	45	--	--	--	--	--
2005-06	Salisbury (CT)	HS	28	10	17	27	51	--	--	--	--	--
2006-07	Harvard	ECACHL	33	6	12	18	36	--	--	--	--	--
2007-08	Harvard	ECACHL	34	3	19	22	28	--	--	--	--	--

DEFENSE
ACQUIRED 2006

TJ BRENNAN

Selected in the second round (31st overall) in 2007

BORN: April 3, 1989 in Willingboro, NJ

HEIGHT: 6 ft 0 in

WEIGHT: 204

CAREER STATS

SEASON	TEAM	LEAGUE	REGULAR SEASON					PLAYOFFS				
			GP	G	A	TP	PIM	GP	G	A	TP	PIM
2005-06	Phi. Little Flyers	AtJHL	42	9	23	32	--	--	--	--	--	
2006-07	Saint John	QMJHL	68	16	25	41	79	4	1	1	2	4
2007-08	St. John's	QMJHL	65	16	25	41	92	6	2	4	6	12

DEFENSE
ACQUIRED 2005

VYACHESLAV BURAVCHIKOV

Selected in the sixth round (191st overall) in 2005

BORN: May 22, 1987 in Moscow, Russia

HEIGHT: 6 ft 0 in

WEIGHT: 189

CAREER STATS

SEASON	TEAM	LEAGUE	REGULAR SEASON					PLAYOFFS				
			GP	G	A	TP	PIM	GP	G	A	TP	PIM
2004-05	Krylja Sovetov 2	Russia-3	15	5	6	11	22	--	--	--	--	--
	Krylja Sovetov	Russia-2	26	4	1	5	14	3	0	0	0	0
2005-06	Mytischki	Russia	43	1	2	3	24	9	1	0	1	4
2006-07	Kazan	Russia	35	0	3	3	20	--	--	--	--	--
	Russia	WJC	6	2	2	4	2	--	--	--	--	--
2007-08	Kazan	Russia	46	1	0	1	12	10	1	0	1	4

PAUL BYRON
CENTER
ACQUIRED 2007

Selected in the sixth round (179th overall) in 2007

BORN: April 27, 1989 in Ottawa, Ontario**HEIGHT:** 5 ft 8 in**WEIGHT:** 135**CAREER STATS**

SEASON	TEAM	LEAGUE	REGULAR SEASON					PLAYOFFS				
			GP	G	A	TP	PIM	GP	G	A	TP	PIM
2005-06	Ottawa West	OJHL-B	33	20	23	43	33	7	3	8	11	4
2006-07	Gatineau	QMJHL	68	21	23	44	46	5	5	1	6	2
2007-08	Gatineau	QMJHL	52	37	31	68	25	19	21	11	32	12

LEFT WING
ACQUIRED 2000

Selected in fifth round (149th overall) in 2000

BORN: December 31, 1981 in Kalinin, USSR**HEIGHT:** 6 ft 0 in**WEIGHT:** 183**CAREER STATS**

SEASON	TEAM	LEAGUE	REGULAR SEASON					PLAYOFFS				
			GP	G	A	TP	PIM	GP	G	A	TP	PIM
1999-00	CSKA Moscow	Russia-2	39	1	8	9	16	--	--	--	--	--
2000-01	SCKA Moscow	Russia-2	41	0	3	3	6	--	--	--	--	--
2001-02	Krylja Sovetov	Russia	47	3	4	7	37	--	--	--	--	--
	Krylja Sovetov 2	Russia-3	3	0	1	1	18	--	--	--	--	--
2002-03	Salevant Yulayev	Russia	39	2	7	9	8	--	--	--	--	--
2003-04	AK Bars Kazan	Russia	51	4	11	15	34	7	0	0	0	4
2004-05	AK Bars Kazan	Russia	57	4	7	11	28	4	0	0	0	2
2005-06	AK Bars Kazan	Russia	22	0	2	2	51	2	0	0	0	4
2006-07	Omsk Avangard	Russia	52	2	10	12	32	9	1	2	3	4
2007-08	Omsk Avangard	Russia	51	7	12	19	34	4	0	2	2	4

DENIS DENISOV
GOALTENDER
ACQUIRED 2007

Selected in the fifth round (139th overall) in 2007

BORN: June 2, 1989 in Chestermere, Alberta**HEIGHT:** 5 ft 11 in**WEIGHT:** 190**CAREER STATS**

SEASON	TEAM	LEAGUE	REGULAR SEASON					PLAYOFFS				
			GP	W	L	T	GAA	GP	W	L	T	GAA
2005-06	Strathmore	AMHL	18	12	4	2	2.58	8	5	3	--	1.64
	Okotoks	AJHL	4	3	1	0	1.01	--	--	--	--	--
2006-07	Okotoks	AJHL	48	24	18	2	2.87	--	--	--	--	--
2007-08	Okotoks	AJHL	--	29	4	4	2.12	9	4	5	--	2.74

BRADLEY EIDSNES
GOALTENDER
ACQUIRED 2007

Selected in the seventh round (187th overall) in 2007

BORN: February 12, 1989; Howell, Michigan**HEIGHT:** 6 ft 3 in**WEIGHT:** 190**CAREER STATS**

SEASON	TEAM	LEAGUE	REGULAR SEASON					PLAYOFFS				
			GP	W	L	T	GAA	GP	W	L	T	GAA
2006-07	Green Mountain	EJHL	25	9	14	2	3.60	--	--	--	--	--
2007-08	Bowling Green	CCHA	22	12	10	0	2.79	--	--	--	--	--

NICK ENO



DEFENSE
ACQUIRED 2005

MATT GENEROUS

Selected in the seventh round (208th overall) in 2005

BORN: May 4, 1985; Methuen, Mass.

HEIGHT: 6 ft 3 in

WEIGHT: 185

CAREER STATS

SEASON	TEAM	LEAGUE	REGULAR SEASON					PLAYOFFS				
			GP	G	A	TP	PIM	GP	G	A	TP	PIM
2003-04	N.E. Jr. Falcons	EJHL	43	6	9	15	134	--	--	--	--	--
2004-05	N.E. Jr. Falcons	EJHL	49	8	16	24	105	--	--	--	--	--
2005-06	St. Lawrence	ECACHL	34	4	11	15	34	--	--	--	--	--
2006-07	St. Lawrence	ECACHL	37	3	6	9	34	--	--	--	--	--
2007-08	St. Lawrence	ECACHL	33	3	12	15	31	--	--	--	--	--

RIGHT WING
ACQUIRED 2005

PHILIP GOGULLA

Selected in the second round (48th overall) in 2005

BORN: July 31, 1987; Dusseldorf, Germany

HEIGHT: 6 ft 2 in

WEIGHT: 176

CAREER STATS

SEASON	TEAM	LEAGUE	REGULAR SEASON					PLAYOFFS				
			GP	G	A	TP	PIM	GP	G	A	TP	PIM
2002-03	Krefeld Jr.	Ger-Jr.	32	11	23	34	42	2	0	0	0	2
2003-04	Krefeld Jr.	Ger-Jr.	35	35	44	79	22	2	0	2	2	27
2004-05	Essen	Ger-2	3	0	0	0	0	--	--	--	--	--
	Koln Jr.	Ger-Jr.	7	4	5	9	18	--	--	--	--	--
2005-06	Koln	Germany	48	7	15	22	49	9	3	2	5	40
2006-07	Koln	Germany	44	8	13	21	26	7	0	0	0	8
2007-08	Koln	Germany	51	11	33	44	30	14	3	9	12	6

CENTER
ACQUIRED 2000

ARTEM KRYUKOV

Selected in the first round (15th overall) in 2000

BORN: March 5, 1982; Elektrostal, Russia

HEIGHT: 6 ft 3 in

WEIGHT: 180

CAREER STATS

SEASON	TEAM	LEAGUE	REGULAR SEASON					PLAYOFFS				
			GP	G	A	TP	PIM	GP	G	A	TP	PIM
1997-98	Yaroslavl	Russia	7	0	0	0	2	--	--	--	--	--
1998-99	Yaroslavl 2	Russia-3	20	2	2	4	6	--	--	--	--	--
1999-00	Yaroslavl 2	Russia-3	14	1	1	2	12	--	--	--	--	--
	Yaroslavl	Russia	3	0	0	0	4	--	--	--	--	--
2000-01	Yaroslavl 2	Russia-3	6	0	0	0	2	11	0	0	0	8
	St. Petersburg	Russia	14	0	2	2	14	--	--	--	--	--
2001-02	Yaroslavl	Russia	15	1	3	4	10	6	1	0	1	8
2002-03	Novosibirsk	Russia	9	0	0	0	27	--	--	--	--	--
2003-04	Yaroslavl 2	Russia-3	30	5	4	9	26	--	--	--	--	--
	Yaroslavl	Russia	4	0	2	2	0	--	--	--	--	--
2004-05	Yaroslavl	Russia	60	8	9	17	44	7	1	0	1	4
2005-06	Yaroslavl	Russia	33	1	2	3	42	1	0	0	0	4
	Yaroslavl 2	Russia-3	6	3	3	6	18	--	--	--	--	--
2006-07	Yaroslavl	Russia	19	1	3	4	20	--	--	--	--	--
2007-08	St. Petersburg	Russia	51	7	8	15	54	9	0	2	2	8

DEFENSE

ACQUIRED 2007

Selected in seventh round (209th overall) in 2007

BORN: December 17, 1988 in Stamford, CT

HEIGHT: 6 ft 2 in

WEIGHT: 200

DREW MACKENZIE

CAREER STATS

SEASON	TEAM	LEAGUE	REGULAR SEASON					PLAYOFFS				
			GP	G	A	TP	PIM	GP	G	A	TP	PIM
2004-05	Taft	HS-CT	--	0	1	1	--	--	--	--	--	--
2005-06	Taft	HS-CT	--	0	11	11	--	--	--	--	--	--
2006-07	Taft	HS-CT	24	3	10	13	10	--	--	--	--	--
2007-08	Waterloo	USHL	57	4	14	18	103	11	0	6	6	4

RIGHT WING

ACQUIRED 2004

Selected in seventh round (227th overall) in 2004

BORN: March 12, 1986 in Amherst, NY

HEIGHT: 6 ft 3 in

WEIGHT: 200

ANDREW ORPIK

CAREER STATS

SEASON	TEAM	LEAGUE	REGULAR SEASON					PLAYOFFS				
			GP	G	A	TP	PIM	GP	G	A	TP	PIM
2003-04	Thayer	High-MA	32	9	8	17	18	--	--	--	--	--
2004-05	Thayer	High-MA	31	8	12	20	24	--	--	--	--	--
2005-06	Boston College	H-East	40	3	5	8	32	--	--	--	--	--
2006-07	Boston College	H-East	38	3	6	9	22	--	--	--	--	--
2007-08	Boston College	H-East	41	7	6	13	57	--	--	--	--	--

DEFENSE

ACQUIRED 2004

Selected in first round (24th overall) in 2006

BORN: June 2, 1988; Nykoping, Sweden

HEIGHT: 6 ft 1 in

WEIGHT: 181

DENNIS PERSSON

CAREER STATS

SEASON	TEAM	LEAGUE	REGULAR SEASON					PLAYOFFS				
			GP	G	A	TP	PIM	GP	G	A	TP	PIM
2005-06	Vasteras IK	Sweden	19	0	2	2	6	--	--	--	--	--
2006-07	Almtuna	Sweden	3	0	0	0	2	--	--	--	--	--
	Nykoping	Sweden	29	4	4	8	38	--	--	--	--	--
	Djurgarden	SEL	9	0	0	0	2	--	--	--	--	--
2007-08	Djurgarden Jr.	Swe-Jr.	4	0	0	0	10	--	--	--	--	--
	Djurgarden	Sweden	21	0	1	1	6	--	--	--	--	--
	Nykoping	Sweden-2	21	1	3	4	14	--	--	--	--	--

CENTER

ACQUIRED 2002

Selected in the sixth round (178th overall) in 2002

BORN: July 5, 1984 in Ceske Budejovice, Czech Republic

HEIGHT: 6 ft 0 in

WEIGHT: 178

MAXIM SCHEVJEV

CAREER STATS

SEASON	TEAM	LEAGUE	REGULAR SEASON					PLAYOFFS				
			GP	G	A	TP	PIM	GP	G	A	TP	PIM
2001-02	Elektrostal 2	Russia-3	6	1	2	3	2	--	--	--	--	--
	Elektrostal	Russia-2	49	6	9	15	34	--	--	--	--	--
2002-03	Khabarovsk	Russia	21	0	0	0	10	--	--	--	--	--
	Khabarovsk 2	Russia-3	5	2	1	3	4	--	--	--	--	--

Continued on next page



CENTER
ACQUIRED 2002

(CONTINUED) **MAXIM SCHEVJEV**

CAREER STATS

SEASON	TEAM	LEAGUE	REGULAR SEASON					PLAYOFFS				
			GP	G	A	TP	PIM	GP	G	A	TP	PIM
2003-04	Elektrostal	Russia-2	26	4	5	9	20	--	--	--	--	--
	Voskresensk	Russia	18	1	0	1	2	--	--	--	--	--
2004-05	Elektrostal	Russia-2	48	4	7	11	109	--	--	--	--	--
2005-06	Orsk	Russia-2	38	3	10	13	38	--	--	--	--	--
	Orsk 2	Russia-2	3	1	3	4	0	--	--	--	--	--
	Elektrostal	Russia-3	--	--	--	--	--	--	--	--	--	--
2006-07	Elektrostal	Russia-2	47	4	7	11	52	--	--	--	--	--
2007-08	Elektrostal	Russia-2	58	6	11	17	68	--	--	--	--	--

DEFENSE
ACQUIRED 2007

DREW SCHIESTEL

Selected in second round (59th overall) in 2007
BORN: March 9, 1989 in Hamilton, Ontario

HEIGHT: 6 ft 1 in WEIGHT: 180

CAREER STATS

SEASON	TEAM	LEAGUE	REGULAR SEASON					PLAYOFFS				
			GP	G	A	TP	PIM	GP	G	A	TP	PIM
2004-05	Hamilton Reps	Minor-Ont.	68	21	27	48	--	--	--	--	--	
2005-06	Mississauga	OHL	40	1	4	5	42	--	--	--	--	--
2006-07	Mississauga	OHL	66	6	15	21	40	5	0	6	6	2
2007-08	Niagara	OHL	68	8	29	37	40	10	1	6	7	10

RIGHT WING
ACQUIRED 2007

COREY TROPP

Selected in third round (89th overall) in 2007
BORN: July 25, 1989 in Grosse Pointe, Michigan

HEIGHT: 5 ft 11 in WEIGHT: 183

CAREER STATS

SEASON	TEAM	LEAGUE	REGULAR SEASON					PLAYOFFS				
			GP	G	A	TP	PIM	GP	G	A	TP	PIM
2005-06	Sioux Falls	USHL	46	7	8	15	21	14	2	3	5	8
2006-07	Sioux Falls	USHL	54	26	36	62	76	8	4	9	13	0
2007-08	Michigan St.	CCHA	42	6	11	17	16	--	--	--	--	--

DEFENSE
ACQUIRED 2007

PAVEL VOROSHININ

Selected in the sixth round (172nd overall) in 2003
BORN: March 23, 1984 in Chelyabinsk, Russia

HEIGHT: 6 ft 3 in WEIGHT: 175

CAREER STATS

SEASON	TEAM	LEAGUE	REGULAR SEASON					PLAYOFFS				
			GP	G	A	TP	PIM	GP	G	A	TP	PIM
2001-02	Chelyabinsk	Russia-2	31	0	2	2	10	--	--	--	--	--
2002-03	Mississauga	OHL	68	9	27	36	81	1	0	0	0	2
2003-04	Mississauga	OHL	18	0	4	4	6	--	--	--	--	--
	Owen Sound	OHL	40	3	18	21	36	7	0	2	2	4
2004-05	Metallurg	Russia	34	0	1	1	12	--	--	--	--	--
2005-06	Togliatta	Russia	33	0	1	1	18	8	0	1	1	0
2006-07	Mytishi Khimik	Russia	9	0	0	0	0	--	--	--	--	--



2008 NHL ENTRY DRAFT SELECTIONS

**DEFENSE**
ROUND ONE – 12TH OVERALL

TYLER MYERS

BORN: February 1, 1990 in Houston, Texas

HEIGHT: 6 ft 7 in

WEIGHT: 210

CAREER STATS

SEASON	TEAM	LEAGUE	REGULAR SEASON						PLAYOFFS				
			GP	G	A	TP	PIM	GP	G	A	TP	PIM	
2006-07	Kelowna	WHL	59	2	13	15	78	--	--	--	--	--	
2007-08	Kelowna	WHL	65	6	13	19	97	7	1	2	3	12	

**CENTER**
ROUND ONE – 26TH OVERALL

TYLER ENNIS

BORN: October 6, 1989; Edmonton, Alberta

HEIGHT: 5 ft 9 in

WEIGHT: 160

CAREER STATS

SEASON	TEAM	LEAGUE	REGULAR SEASON						PLAYOFFS				
			GP	G	A	TP	PIM	GP	G	A	TP	PIM	
2006-07	Medicine Hat	WHL	71	26	24	50	30	22	8	4	12	6	
2007-08	Medicine Hat	WHL	70	43	48	91	42	5	0	4	4	6	

**LEFT WING**
ROUND TWO – 44TH OVERALL

LUKE ADAM

BORN: June 18, 1990 in St. John's, Nfld.

HEIGHT: 6 ft 2 in

WEIGHT: 210

CAREER STATS

SEASON	TEAM	LEAGUE	REGULAR SEASON						PLAYOFFS				
			GP	G	A	TP	PIM	GP	G	A	TP	PIM	
2006-07	St. John's	QMJHL	63	6	9	15	51	4	0	2	2	4	
2007-08	St. John's	QMJHL	70	36	30	66	72	6	3	5	8	8	



DEFENSE
ROUND THREE – 81ST OVERALL

CORY FIENHAGE

BORN: May 4, 1990 in Topeka, Kansas HEIGHT: 6 ft 2 in WEIGHT: 190

CAREER STATS

SEASON	TEAM	LEAGUE	REGULAR SEASON					PLAYOFFS				
			GP	G	A	TP	PIM	GP	G	A	TP	PIM
2006-07	Eastview	Minn. HS	20	11	15	26	0	--	--	--	--	--
2007-08	Eastview	Minn. HS	24	6	6	12	76	--	--	--	--	--
	Indiana	USHL	12	1	2	3	12	2	0	0	0	0

CENTER
ROUND FOUR – 101ST OVERALL

JUSTIN JOKINEN

BORN: May 24, 1989; St. Bruno, Quebec HEIGHT: 6 ft 2 in WEIGHT: 165

CAREER STATS

SEASON	TEAM	LEAGUE	REGULAR SEASON					PLAYOFFS				
			GP	G	A	TP	PIM	GP	G	A	TP	PIM
2006-07	Cloquet	Minn. HS	--	26	25	51	18	--	--	--	--	--
2007-08	Cloquet	Minn. HS	25	21	18	39	58	--	--	--	--	--

DEFENSE
ROUND FOUR – 104TH OVERALL

JORDON SOUTHRN

BORN: May 15, 1990 in Montreal, Quebec HEIGHT: 6 ft 2 in WEIGHT: 185

CAREER STATS

SEASON	TEAM	LEAGUE	REGULAR SEASON					PLAYOFFS				
			GP	G	A	TP	PIM	GP	G	A	TP	PIM
2006-07	PEI	QMJHL	58	5	5	10	76	7	0	0	0	2
2007-08	PEI	QMJHL	69	12	19	31	70	4	0	1	1	4

LEFT WING
ROUND FIVE – 134TH OVERALL

JACOB LAGACE

BORN: January 9, 1990 in Beloeil, Quebec HEIGHT: 5 ft 11 in WEIGHT: 190

CAREER STATS

SEASON	TEAM	LEAGUE	REGULAR SEASON					PLAYOFFS				
			GP	G	A	TP	PIM	GP	G	A	TP	PIM
2006-07	Antoine-G	Midget AAA	44	24	29	53	46	--	--	--	--	--
2007-08	Chicoutimi	QMJHL	67	23	39	62	40	6	3	2	5	7

DEFENSE
ROUND SIX – 164TH OVERALL

NICK CRAWFORD

BORN: February 23, 1990 in Brampton, Ontario HEIGHT: 6 ft 1 in WEIGHT: 191

CAREER STATS

SEASON	TEAM	LEAGUE	REGULAR SEASON					PLAYOFFS				
			GP	G	A	TP	PIM	GP	G	A	TP	PIM
2006-07	Saginaw	OHL	63	1	7	8	11	5	0	1	1	0
2007-08	Saginaw	OHL	68	4	16	20	58	4	1	1	2	2

SEASON REVIEW





EASTERN CONFERENCE STANDINGS



RANK	TEAM	GP	W	L	OT	PTS	GF	GA	HOME	AWAY
1	z - Montreal Canadiens	82	47	25	10	104	262	222	22-13-6	25-12-4
2	y - Pittsburgh Penguins	82	47	27	8	102	247	216	26-10-5	21-17-3
3	y - Washington Capitals	82	43	31	8	94	242	231	23-15-3	20-16-5
4	x - New Jersey Devils	82	46	29	7	99	206	197	25-14-2	21-15-5
5	x - New York Rangers	82	42	27	13	97	213	199	25-13-3	17-14-10
6	x - Philadelphia Flyers	82	42	29	11	95	248	233	21-14-6	21-15-5
7	x - Ottawa Senators	82	43	31	8	94	261	247	22-15-4	21-16-4
8	x - Boston Bruins	82	41	29	12	94	212	222	21-16-4	20-13-8
<hr/>										
9	Carolina Hurricanes	82	43	33	6	92	252	249	24-13-4	19-20-2
10	Buffalo Sabres	82	39	31	12	90	255	242	20-15-6	19-16-6
11	Florida Panthers	82	38	35	9	85	216	226	18-15-8	20-20-1
12	Toronto Maple Leafs	82	36	35	11	83	231	260	18-17-6	18-18-5
13	New York Islanders	82	35	38	9	79	194	243	18-18-5	17-20-4
14	Atlanta Thrashers	82	34	40	8	76	216	272	19-19-3	15-21-5
15	Tampa Bay Lightning	82	31	42	9	71	223	267	20-18-3	11-24-6

WESTERN CONFERENCE STANDINGS



RANK	TEAM	GP	W	L	OT	PTS	GF	GA	HOME	AWAY
1	p - Detroit Red Wings	82	54	21	7	115	257	184	29-9-3	25-12-4
2	y - San Jose Sharks*	82	49	23	10	108	222	193	22-13-6	27-10-4
3	y - Minnesota Wild*	82	44	28	10	98	223	218	25-11-5	19-17-5
4	x - Anaheim Ducks	82	47	27	8	102	205	191	28-9-4	19-18-4
5	x - Dallas Stars	82	45	30	7	97	242	207	23-16-2	22-14-5
6	x - Colorado Avalanche	82	44	31	7	95	231	219	27-12-2	17-19-5
7	x - Calgary Flames	82	42	30	10	94	229	227	21-11-9	21-9-1
8	x - Nashville Predators	82	41	32	9	91	230	229	23-14-4	18-18-5
<hr/>										
9	Edmonton Oilers	82	41	35	6	88	235	251	23-17-1	18-18-5
10	Chicago Blackhawks	82	40	34	8	88	239	235	23-16-2	17-18-6
11	Vancouver Canucks	82	39	33	10	88	213	215	21-15-5	18-18-5
12	Phoenix Coyotes	82	38	37	7	83	214	231	17-20-4	21-17-3
13	Columbus Blue Jackets	82	34	36	12	80	193	218	20-14-7	14-22-5
14	St. Louis Blues	82	33	36	13	79	205	237	20-15-6	13-21-7
15	Los Angeles Kings	82	32	43	7	71	231	266	17-21-3	15-22-4

x - Clinched Playoff Spot y - Clinched Division z - Clinched Conference p - Clinched Presidents' Trophy (best record in the NHL)



CONFERENCE QUARTERFINALS

Montreal def. Boston (4-3)
 Pittsburgh def. Ottawa (4-0)
 Philadelphia def. Washington (4-3)
 NY Rangers def. New Jersey (4-1)
 Detroit def. Nashville (4-2)
 San Jose def. Calgary (4-3)
 Colorado def. Minnesota (4-2)
 Dallas def. Anaheim (4-2)

CONFERENCE SEMIFINALS

Philadelphia def. Montreal (4-1)
 Pittsburgh def. NY Rangers (4-1)
 Detroit def. Colorado (4-0)
 Dallas def. San Jose (4-2)

CONFERENCE FINALS

Pittsburgh def. Philadelphia (4-1)
 Detroit def. Dallas (4-2)

STANLEY CUP FINALS

Detroit def. Pittsburgh (4-2)



2007-2008 NHL AWARDS

HART MEMORIAL TROPHY	Alex Ovechkin, Washington
ART ROSS TROPHY	Alex Ovechkin, Washington
CALDER MEMORIAL TROPHY	Patrick Kane, Chicago
JAMES NORRIS MEMORIAL TROPHY	Nicklas Lidstrom, Detroit
VEZINA TROPHY	Martin Brodeur, New Jersey
FRANK J. SELKE TROPHY	Pavel Datsyuk, Detroit
JACK ADAMS AWARD	Bruce Boudreau, Washington
MAURICE RICHARD TROPHY	Alex Ovechkin, Washington
LADY BYNG MEMORIAL TROPHY	Pavel Datsyuk, Detroit
BILL MASTERTON MEMORIAL TROPHY	Jason Blake, Toronto
WILLIAM M. JENNINGS TROPHY	Dominik Hasek/Chris Osgood, Detroit
CONN SMYTHE TROPHY	Henrik Zetterberg, Detroit
KING CLANCY MEMORIAL TROPHY	Vincent Lecavalier, Tampa Bay
LESTER B. PERSON AWARD	Alex Ovechkin, Washington
PRESIDENTS TROPHY	Detroit Red Wings
PRINCE OF WALES TROPHY	Pittsburgh Penguins
CLARENCE S. CAMPBELL BOWL	Detroit Red Wings

NHL FIRST ALL-STAR TEAM

G	Evgeni Nabokov, San Jose
D	Nicklas Lidstrom, Detroit
D	Dion Phaneuf, Calgary
C	Evgeni Malkin, Pittsburgh
RW	Jarome Iginla, Calgary
LW	Alex Ovechkin, Washington

NHL SECOND ALL-STAR TEAM

G	Martin Brodeur, New Jersey
D	Brian Campbell, San Jose
D	Zdeno Chara, Boston
C	Joe Thornton, San Jose
RW	Alex Kovalev, Montreal
LW	Henrik Zetterberg, Detroit

NHL LEADERS

INDIVIDUAL SCORING LEADERS

PLAYER	TEAM	GA	G	A	PTS	+/-	PIM	PP	SH	GW	S	PCTG
Alex Ovechkin	WSH	82	65	47	112	28	40	22	0	11	446	14.6
Evgeni Malkin	PIT	82	47	59	106	16	78	17	0	5	272	17.3
Jarome Iginla	CGY	82	50	48	98	27	83	15	0	9	338	14.8
Pavel Datsyuk	DET	82	31	66	97	41	20	10	1	6	264	11.7
Joe Thornton	SJ	82	29	67	96	18	59	11	0	5	178	16.3
Henrik Zetterberg	DET	75	43	49	92	30	34	16	1	7	358	12.0
Vincent Lecavalier	TB	81	40	52	92	-17	89	10	1	7	318	12.6
Jason Spezza	OTT	76	34	58	92	26	66	11	0	6	210	16.2
Daniel Alfredsson	OTT	70	40	49	89	15	34	9	7	5	217	18.4
Ilya Kovalchuk	ATL	79	52	35	87	-12	52	16	2	4	283	18.4

DEFENSEMAN SCORING LEADERS

PLAYER	TEAM	GA	G	A	PTS	+/-	PIM	PP	SH	GW	S	PCTG
Nicklas Lidstrom	DET	76	10	60	70	40	40	5	0	4	188	5.3
Sergei Gonchar	PIT	78	12	53	65	13	66	8	0	2	173	6.9
Mark Streit	MTL	81	13	49	62	-6	28	7	0	3	165	7.9
Brian Campbell	BUF-SJ	83	8	54	62	8	20	5	0	0	142	5.6
Dion Phaneuf	CGY	82	17	43	60	12	182	10	1	4	263	6.5
Andrei Markov	MTL	82	16	42	58	1	63	10	1	2	145	11.0
Mike Green	WSH	82	18	38	56	6	62	8	0	4	234	7.7
Brian Rafalski	DET	73	13	42	55	27	34	10	0	1	175	7.4
Tomas Kaberle	TOR	82	8	45	53	-8	22	6	0	1	155	5.2
Zdeno Chara	BOS	77	17	34	51	14	114	9	1	0	207	8.2

*Indicates rookies



GOAL SCORING

PLAYER	TEAM	GP	G
Alex Ovechkin	WSH	82	65
Ilya Kovalchuk	ATL	79	52
Jarome Iginla	CGY	80	50
Evgeni Malkin	PIT	82	47
Henrik Zetterberg	DET	75	43

POWER PLAY GOALS

PLAYER	TEAM	GP	G
Alex Ovechkin	WSH	82	22
Thomas Vanek	BUF	82	19
Olli Jokinen	FLA	82	18
Alex Kovalev	MON	82	17

POWER PLAY POINTS

PLAYER	TEAM	GP	G
Alex Kovalev	MON	82	47
Sergei Gonchar	PIT	78	46
Pavel Datsyuk	DET	82	40
Evgeni Malkin	PIT	82	40
Daniel Briere	PHI	79	37
Joe Thornton	SJ	82	37
Alex Ovechkin	WSH	82	37

GAME WINNING GOALS

PLAYER	TEAM	GP	G
Alex Ovechkin	WSH	82	11
Jeremy Roenick	SJ	69	10
Jarome Iginla	CGY	82	9
Brad Boyes	STL	82	9
Thomas Vanek	BUF	82	9

PLUS/MINUS

PLAYER	TEAM	GP	G
Pavel Datsyuk	DET	82	41
Nicklas Lidstrom	DET	76	40
Dany Heatley	OTT	71	33
Ryan Getzlaf	ANA	77	32
Henrik Zetterberg	DET	75	30

ASSISTS

PLAYER	TEAM	GP	G
Joe Thornton	SJ	82	67
Pavel Datsyuk	DET	82	66
Marc Savard	BOS	74	63
Henrik Sedin	VAN	82	61
Nicklas Lidstrom	DET	76	60

SHORT-HANDED GOALS

PLAYER	TEAM	GP	G
Daniel Alfredsson	OTT	70	7
Patrick Sharp	CHI	80	7
Rene Bourque	CHI	62	5
Mike Richards	PHI	73	5

Three Players tied with 4

SHORT-HANDED POINTS

PLAYER	TEAM	GP	G
Eric Perrin	ATL	81	10
Daniel Alfredsson	OTT	70	9
Shane Doan	PHX	80	9
Patrick Sharp	CHI	80	9
Rene Bourque	CHI	62	7

SHOTS

PLAYER	TEAM	GP	G
Alex Ovechkin	WSH	82	446
Henrik Zetterberg	DET	75	358
Olli Jokinen	FLA	82	341
Jarome Iginla	CGY	82	338
Jason Blake	TOR	82	332



Pos	#	PLAYER	GP	G	A	Pts	+/-	PIM	PP	SH	GW	S	%	TOI/G	FO%
C	9	ROY	78	32	49	81	13	46	6	3	4	218	14.68	20:58	51.2
R	29	POMINVILLE	82	27	53	80	16	20	2	1	1	232	11.64	19:58	37.3
L	26	VANEK	82	36	28	64	-5	64	19	0	9	240	15.00	16:51	46.1
C	55	HECHT	75	22	27	49	1	38	3	1	2	229	9.61	19:19	42.0
R	12	KOTALIK	79	23	20	43	-5	58	12	0	1	207	11.11	15:20	44.5
C	19	CONNOLLY	48	7	33	40	4	8	3	1	3	111	6.31	18:40	48.0
R	21	STAFFORD	64	16	22	38	3	51	1	0	5	103	15.53	13:31	38.1
C	28	GAUSTAD	82	10	26	36	-4	85	5	0	2	136	7.35	17:09	54.9
L	20	PAILLE	77	19	16	35	9	14	0	3	2	110	17.27	13:16	36.6
R	56	BERNIER	76	16	16	32	-1	64	4	0	0	131	12.21	13:20	40.0
D	6	SPACEK	60	9	23	32	7	42	7	0	1	95	9.47	22:58	0.0
R	61	AFINOGENOV	56	10	18	28	-16	42	1	0	1	114	8.77	16:03	20.0
D	5	LYDMAN	82	4	22	26	1	74	3	0	0	86	4.65	21:39	0.0
D	10	TALLINDER	71	1	17	18	5	48	0	0	0	70	1.43	21:02	0.0
C	22	MAIR	72	5	12	17	-2	66	0	0	2	62	8.06	8:51	45.4
L	41	MACARTHUR	37	8	7	15	3	20	0	0	1	51	15.69	14:33	28.6
D	38	PAETSCH	59	2	7	9	3	27	0	0	0	49	4.08	13:37	0.0
C	37	RYAN	46	4	4	8	-4	30	0	0	0	60	6.67	9:52	0.0
D	44	SEKERA	37	2	6	8	5	16	0	0	1	28	7.14	19:37	0.0
D	45	KALININ	46	1	7	8	-7	32	1	0	0	60	1.67	17:20	0.0
D	4	PRATT	55	1	6	7	1	30	0	0	0	21	4.76	13:31	0.0
R	36	KALETA	40	3	2	5	1	41	0	0	0	26	11.54	6:19	16.7
D	34	WEBER	16	0	3	3	12	14	0	0	0	12	0.00	16:40	0.0
L	76	PETERS	44	1	1	2	-4	100	0	0	0	18	5.56	3:08	0.0
D	3	FUNK	4	0	0	0	-3	0	0	0	0	1	0.00	11:36	0.0
L	17	GRAGNANI	2	0	0	0	-2	4	0	0	0	1	0.00	6:17	0.0
D	27	NUMMINEN	1	0	0	0	0	0	0	0	0	1	0.00	16:03	0.0

GOALTENDER

Pos	#	PLAYER	GP	MIN	AVG	W	L	OT	EN	SO	GA	Svs	Sv%	G
G	30	MILLER	76	4474	2.64	36	27	10	8	3	197	1907	.906	0
G	35	THIBAUT	12	507	3.31	3	4	2	0	2	28	186	.869	0



HOME AND ROAD SCORING

SEASON STATISTICS																			
PLAYER	POS	HOME:	GP	G	A	P	+/-	ROAD:	GP	G	A	P	+/-	TOTAL:	GP	G	A	P	+/-
Derek Roy	C		40	20	28	48	6		38	12	21	33	7		78	32	49	81	13
Jason Pominville	RW		41	15	26	41	5		41	12	27	39	11		82	27	53	80	16
Thomas Vanek	LW		41	19	19	38	-1		41	17	9	26	-4		82	36	28	64	-5
Jochen Hecht	C		35	9	10	19	-6		40	13	17	30	7		75	22	27	49	1
Ales Kotalik	RW		39	15	7	22	0		40	8	13	21	-5		79	23	20	43	-5
Tim Connolly	C		26	5	24	29	6		22	2	9	11	-2		48	7	33	40	4
Drew Stafford	RW		32	9	15	24	6		32	7	7	14	-3		64	16	22	38	3
Paul Gaustad	C		41	3	14	17	-3		41	7	12	19	-1		82	10	26	36	-4
Daniel Paille	LW		40	9	12	21	4		37	10	4	14	5		77	19	16	35	9
Steve Bernier	RW		40	8	6	14	-11		36	8	10	18	10		76	16	16	32	-1
Jaroslav Spacek	D		30	6	14	20	8		30	3	9	12	-1		60	9	23	32	7
Maxim Afinogenov	RW		29	2	12	14	-10		27	8	6	14	-6		56	10	18	28	-16
Toni Lydman	D		41	2	13	15	-7		41	2	9	11	8		82	4	22	26	1
Henrik Tallinder	D		35	0	11	11	-2		36	1	6	7	7		71	1	17	18	5
Adam Mair	C		35	5	7	12	2		37	0	5	5	-4		72	5	12	17	-2
Clarke MacArthur	LW		18	4	1	5	0		19	4	6	10	3		37	8	7	15	3
Nathan Paetsch	D		30	1	3	4	2		29	1	4	5	1		59	2	7	9	3
Michael Ryan	C		23	3	3	6	1		23	1	1	2	-5		46	4	4	8	-4
Andrej Sekera	D		17	2	2	4	8		20	0	4	4	-3		37	2	6	8	5
Dmitri Kalinin	D		24	0	5	5	-3		22	1	2	3	-4		46	1	7	8	-7
Nolan Pratt	D		29	1	3	4	2		26	0	3	3	-1		55	1	6	7	1
Patrick Kaleta	RW		20	3	1	4	3		20	0	1	1	-2		40	3	2	5	1
Mike Weber	D		7	0	2	2	12		9	0	1	1	0		16	0	3	3	12
Andrew Peters	LW		20	1	1	2	-1		24	0	0	0	-3		44	1	1	2	-4
Michael Funk	D		3	0	0	0	-3		1	0	0	0	0		4	0	0	0	-3
Teppo Numminen	D		0	0	0	0	0		1	0	0	0	0		1	0	0	0	0
Marc-Andre Gragnani	LW		2	0	0	0	-2		0	0	0	0	0		2	0	0	0	-2



HITS			BLOCKED SHOTS			TAKE-AWAYS		
PLAYER	GP	HITS	PLAYER	GP	BS	PLAYER	GP	TkA
*Dustin Brown	78	311	*Mike Komisarek	75	227	*Pavel Datsyuk	82	144
Paul Gaustad	82	199	Toni Lydman	82	146	Derek Roy	78	48
Toni Lydman	82	159	Henrik Tallinder	71	118	Jason Pominville	82	38
Steve Bernier	76	157	Nolan Pratt	55	76	Jochen Hecht	75	36
Ales Kotalik	79	139	Jaroslav Spacek	60	75	Thomas Vanek	82	33
Patrick Kaleta	40	112	Dmitri Kalinin	46	52	Paul Gaustad	82	19
Adam Mair	72	112	Nathan Paetsch	59	52	Toni Lydman	82	18
Jaroslav Spacek	60	78	Andrej Sekera	37	50	Daniel Paille	77	18
Drew Stafford	62	62	Paul Gaustad	82	48	Maxim Afinogenov	56	17
Daniel Paille	61	61	Derek Roy	78	48	Steve Bernier	76	17
Nolan Pratt	55	55	Jochen Hecht	75	40	Tim Connolly	48	16
						Henrik Tallinder	71	16

FACEOFF BREAKDOWN

PLAYER	GP	FOW	FOL	TOT	FO%
*Mats Sundin	74	945	768	1713	55.2
Derek Roy	78	713	680	1393	51.2
Paul Gaustad	82	640	525	1165	54.9
Jochen Hecht	75	380	525	905	42.0
Tim Connolly	48	222	241	463	47.9
Adam Mair	72	164	197	361	45.4
Ales Kotalik	79	98	122	220	44.5
Jason Pominville	82	25	42	67	37.3
Daniel Paille	77	15	26	41	36.6
Drew Stafford	64	8	13	21	38.1
Steve Bernier	76	6	9	15	40.0

*NHL Leaders

TEAM RECORDS

2007.2008 TEAM RECORDS

RECORD	SABRES	RECORD	SABRES
Last Game	April 5th, 2008, @ Boston (3-0 W)	Trailing after 2 periods	6-25-4
Overall record / streak	39 - 31 - 12 / Win 1 / Undef 1	Tied after 2 periods	9-5-3
Home record / streak	20 - 15 - 6 / Win 1 / Undef 1	Overtime Record - This Season	9-12
Road record / streak	19 - 16 - 6 / Win 1 / Undef 1	Overtime Record - Franchise	89-88-215
Last 5 Games	3 - 1 - 1	Outshooting opponent	23-17-4
Last 10 Games	6 - 3 - 1	Outshot by opponent	13-12-8
1-goal games	14-18	Even shots	3-2-0
2-goal games	10-11	vs. Northeast	15-13-4
3-goal games	15-14	vs. Atlantic	6-8-6
Scoring first	25-6-6	vs. Southeast	14-4-2
Opponent scoring first	14-25-6	vs. EASTERN CONFERENCE	35-25-12
Leading after 1 period	19-2-3	vs. Central	2-3-0
Trailing after 1 period	10-16-4	vs. Pacific	2-3-0
Tied after 1 period	10-13-5	vs. Northwest	0-0-0
Leading after 2 periods	24-1-5	vs. WESTERN CONFERENCE	4-6-0

MONTH-BY-MONTH

MONTH	W-L-OT	POINTS	MONTH	W-L-OT	POINTS
October	5-5-0	10	February	8-4-3	19
November	6-6-1	13	March	6-5-3	15
December	8-5-1	17	April	2-1-0	4
January	4-5-4	12	Totals	39-31-12	90



TEAM STATS

GOALS BY PERIOD

TEAM	1ST	2ND	3RD	OT	T	AVG
Sabres	64	84	98	5	251	(3.1 avg.)
Opponents	67	82	81	3	233	(2.8 avg.)

POWER PLAY

	G	ATT	PCT
Overall	66	366	18 (14th NHL)
Home	37	191	19.4 (10th NHL)
Road	29	175	16.6 (21st NHL)

PENALTY KILLING

	G	ATT	PCT
Overall	56	333	83.2 (T-10th NHL)
Home	23	145	84.1 (8th NHL)
Road	33	188	82.4 (T-13th NHL)

Eight (8) short-handed goals allowed (T-16th NHL)

PENALTIES

	G	MIN	AVG./RANK
Overall	82	1004	12.2 (6th NHL)

Nine (9) short-handed goals scored (T-9th NHL)

SABRES SPECIAL TEAMS SCORING

POWER PLAYS	G	A	PTS.
A. Kotalik	12	12	3
A. Sekera	0	3	15
D. Kalinin	1	2	12
D. Roy	6	17	4
D. Stafford	1	2	13
H. Tallinder	0	1	16
J. Hecht	3	4	9
J. Pominville	2	25	1
J. Spacek	7	15	5
M. Afinogenov	1	5	10
N. Paetsch	0	3	14
P. Gaustad	5	3	8
S. Bernier	4	5	7
T. Connolly	3	12	6
T. Lydman	3	0	11
T. Vanek	19	5	2

SHOTS BY PERIOD

TEAM	1ST	2ND	3RD	OT	T	AVG
Sabres	801	853	777	47	2478	(30.2 avg.)
Opponents	712	797	770	47	2326	(28.4 avg.)

SITUATIONAL GOALS

	FOR	AGAINST
5 on 5	162	149
5 on 4	53	8
5 on 3	8	0
4 on 4	7	12
4 on 3	5	0
3 on 3	0	0
3 on 4	0	1
3 on 5	0	8
4 on 5	8	47
Empty Net	8	8
Pen. Shot	0	0
Totals	251	233

SHORT-HANDED	G	A	PTS.
D. Paille	3	0	2
D. Roy	3	2	1
H. Tallinder	0	2	5
J. Hecht	1	0	6
J. Pominville	1	2	3
P. Gaustad	0	1	7
T. Connolly	1	1	4
T. Lydman	0	1	8



OVERTIME GAMES (5-3: 64-68 ALL-TIME)

DATE	OPPONENT	GWG	SCORE	TIME
Oct. 15, 2007	vs. Toronto	Paul Gaustad	5-4 BUF	4:56
Oct. 27, 2007	@ Tampa Bay	Thomas Vanek	4-3 BUF	4:19
Nov. 1, 2007	@ Boston	Marco Sturm	4-3 BOS	4:07
Nov. 7, 2007	vs. Boston	Clarke MacArthur	2-1 BUF	3:16
Feb. 20, 2008	vs. Tampa Bay	Thomas Vanek	4-3 BUF	2:25
Mar. 8, 2008	@ Carolina	Scott Walker	4-3 CAR	2:50
Mar. 28, 2008	vs. Montreal	Chris Higgins	4-3 MTL	3:38
Mar. 30, 2008	vs. Boston	Andrej Sekera	2-1 BUF	0:39

SHOOTOUT GAMES (4-9: 19-18 ALL-TIME)

DATE	SDG	LOSING GOALIE	SCORE
Dec. 22, 2007	Ales Kotalik	Martin Biron	BUF 6 @ PHIL 5
Dec. 28, 2007	Zach Parise	Ryan Miller	BUF 1 @ NJ 2
Jan. 1, 2008	Sidney Crosby	Ryan Miller	PIT 2 @ BUF 1
Jan. 8, 2008	Patrik Elias	Ryan Miller	BUF 1 @ NJ 2
Jan. 10, 2008	Dean McAmmond	Jocelyn Thibault	BUF 2 @ OTT 3
Jan. 12, 2008	Zach Parise	Ryan Miller	NJ 3 @ BUF 2
Feb. 1, 2008	Eric Perrin	Jocelyn Thibault	BUF 4 @ ATL 5
Feb. 6, 2008	Drew Stafford	Martin Brodeur	NJ 2 @ BUF 3
Feb. 8, 2008	Phil Kessel	Ryan Miller	BOS 3 @ BUF 2
Feb. 25, 2008	Daniel Briere	Ryan Miller	PHIL 4 @ BUF 3
Mar. 10, 2008	Scott Gomez	Ryan Miller	NYR 3 @ BUF 2
Mar. 27, 2008	Derek Roy	Martin Gerber	BUF 4 @ OTT 3
Apr. 1, 2008	Maxim Afinogenov	Andrew Raycroft	BUF 4 @ TOR 3

BUFFALO SHOOTERS

PLAYER	GOALS	ATTEMPTS	PCT	GDG
Ales Kotalik	5	12	41.7	1
Jason Pominville	2	4	50.0	0
Henrik Tallinder	1	2	50.0	0
Maxim Afinogenov	1	3	33.3	1
Drew Stafford	1	4	25.0	1
Derek Roy	1	5	20.0	1
Thomas Vanek	1	6	16.7	0
Steve Bernier	0	1	0.0	0
Jochen Hecht	0	1	0.0	0
Clarke MacArthur	0	3	0.0	0
Tim Connolly	0	3	0.0	0

BUFFALO GOALTENDERS

PLAYER	GA	ATTEMPTS	Sv%	W-L
Ryan Miller	14	33	.576	4-7
Jocelyn Thibault	3	10	.700	0-2



SABRES HIGHS AND LOWS

TEAM SCORING

Most Goals Scored - Game	10	1/18 Atlanta
Most Goals Scored - Period	6	3/19 Tampa Bay (3rd)
Most Goals Allowed - Game	8	12/6 @ Los Angeles
Most Goals Allowed - Period	5	3/25 Ottawa (3rd)
Largest Margin of Victory	9	1/18 Atlanta (10-1)
Largest Margin of Defeat	6	12/6 @ Los Angeles (8-2)
Most Power-Play Goals - Game	4	10/11 Atlanta
Most Power-Play Opportunities - Game	9	(4x) Last: 3/14 Carolina
Most Power-Play Goals Against - Game	4	12/6 @ Los Angeles
Most Power-Play Opportunities Against - Game	10	10/24 @ Carolina

SHOOTING

Most Shots Taken - Game	53	10/13 Washington
Most Shots Taken - Period	24	10/13 Washington (2nd)
Fewest Shots Taken - Game	17	12/19 @ NY Islanders
Fewest Shots Taken - Period	1	2/8 Boston (3rd)
Most Shots Allowed - Game	43	(2x) Last: 12/19 @ NY Islanders
Most Shots Allowed - Period	18	(2x) Last: 3/2 Detroit (1st)
Fewest Shots Allowed - Game	19	3/19 Tampa Bay
Fewest Shots Allowed - Period	2	(2x) Last: 1/1 Pittsburgh (2nd)

PENALTY MINUTES

Most Penalty Minutes - Game	48	3/14 Carolina
Fewest Penalty Minutes - Game	2	(2x) Last: 4/1 @ Toronto
Most Opponent Penalty Minutes - Game	81	3/14 Carolina
Fewest Opponent Penalty Minutes - Game	4	(2x) Last: 11/16 Montreal

TEAM STREAKS

Longest Winning Streak	6	12/12 NYI to 12/22 @ Philadelphia
Longest Losing Streak	3	(2x) Last: 11/9 Toronto to 11/15 @ Ottawa (0-3-0)
Longest Home Winning Streak	3	(3x) 12/12 NYI to 12/21 Philadelphia
Longest Road Winning Streak	4	12/8 @ SJ to 12/22 @ Philadelphia
Longest Home Losing Streak	2	10/19 Columbus to 11/2 Florida (0-2-0)
Longest Road Losing Streak	4	10/6 @ NY Islanders to 10/24 @ Carolina (0-4-0)
Longest Winless Streak	10	12/26 Ottawa to 1/16 @ NY Rangers (0-5-5)
Longest Road Winless Streak	8	12/28 @ New Jersey to 1/21 @ Phoenix (0-4-4)
Longest Home Winless Streak	4	12/26 Ottawa to 1/12 New Jersey (0-2-2)

INDIVIDUAL HIGHS FOR A GAME

Most Goals	3	(6x) Last: Thomas Vanek @ Boston (4/5)
Most Assists	4	(2x) Last: Toni Lydman vs. Nashville (2/27)
Most Points	5	Drew Stafford vs. Atlanta (3+2) (1/18)
Most Penalty Minutes	15	Andrew Peters vs. NY Rangers (3/10)
Most Shots	10	Jason Pominville @ Boston (11/10)
Most Goals by Opponent	3	Tomas Plekanec, Montreal (2/29)
Most Assists by Opponent	4	(2x) Last: Alex Kovalev, Montreal (2/29)
Most Points by Opponent	4	(4x) Last: Plekanec (3+1), Kovalev (0+4), Montreal (2/29)
Most Shots by Opponent	10	Jason Arnott, Nashville (2/27)

INDIVIDUAL STREAKS

Consecutive Games with Goals	4 -	Thomas Vanek from 2/16 @ NYR to 2/21 @ TOR (6g)
Consecutive Games with Assists	5 -	Derek Roy from 3/12 @ PITT to 3/21 TOR (7a)
Consecutive Games with Points	12 -	Derek Roy from 3/12 PITT to 4/5 @ BOS (5+15)

INDIVIDUAL PERFORMANCES

Last Six-Point Game by a Sabre:	Pat LaFontaine at Winnipeg, 2/10/93
Last Five-Point Game by a Sabre:	Drew Stafford (3+2) vs. Atlanta, 1/18/08
Last Four-Point Game by a Sabre:	Jason Pominville (2+2) vs. Tampa Bay, 3/19/08



RECORDED A HAT TRICK:

HOME: 3/19/2008 vs. Tampa Bay (Thomas Vanek)

ROAD: 4/5/2008 @ Boston (Thomas Vanek)

SCORED TWO HAT TRICKS IN ONE GAME:

1/18/2008 vs. Atlanta (Drew Stafford & Derek Roy)

HAD A FOUR-GOAL GAME:

2/26/2004 vs. Atlanta (Miroslav Satan)

HAD A FIVE-GOAL GAME:

2/06/1986 @ Boston (Dave Andreychuk)

ALLOWED A THREE-GOAL GAME:

HOME: 2/29/2008 vs. Montreal (Tomas Plekanec)

ROAD: 1/3/2007 @ Ottawa (Dany Heatley)

ALLOWED TWO HAT TRICKS IN ONE GAME:

11/22/1987 vs. Los Angeles (Bernie Nicholls & Bob Carpenter)

ALLOWED TWO FOUR-GOAL GAMES IN ONE GAME:

11/2/2005 vs. Ottawa (Alfredsson & Havlat)

ALLOWED A FIVE-GOAL GAME:

(Has never happened.)

WON A HOME GAME IN OVERTIME:

3/30/2008 vs. Boston (Andrej Sekera)

LOST A HOME GAME IN OVERTIME:

3/28/2008 vs. Montreal (Chris Higgins)

WON A ROAD GAME IN OVERTIME:

10/27/2007 @ Tampa Bay (Thomas Vanek)

LOST A ROAD GAME IN OVERTIME:

3/8/2008 @ Carolina (Scott Walker)

WON A HOME GAME IN SHOOTOUT:

2/6/2008 vs. New Jersey (Drew Stafford)

LOST A HOME GAME IN SHOOTOUT:

3/10/2008 vs. NY Rangers (Scott Gomez)

WON A ROAD GAME IN SHOOTOUT:

4/1/2008 @ Toronto (Maxim Afinogenov)

LOST A ROAD GAME IN SHOOTOUT:

2/1/2008 @ Atlanta (Eric Perrin)

SHUT OUT AN OPPONENT AT HOME:

2/13/2008 vs. Toronto (Ryan Miller)

SHUT OUT OPPONENT ON THE ROAD:

4/5/2008 @ Boston (Jocelyn Thibault)

WERE SHUTOUT AT HOME:

11/9/2007 vs. Toronto (Andrew Raycroft)

WERE SHUTOUT ON THE ROAD:

12/29/2007 @ Pittsburgh (Ty Conklin)

HAD TWO STRAIGHT SHUTOUTS:

4/16/2006 vs. Toronto (Ryan Miller),

4/18/2006 @ Carolina (Martin Biron)

WERE SHUT OUT IN TWO STRAIGHT GAMES:

10/09/2003 @ Philadelphia,

10/11/2003 vs. N.Y. Islanders

WON A 1-0 GAME AT HOME:

2/13/2008 vs. Toronto (Ryan Miller)

WON A 1-0 GAME ON THE ROAD:

1/30/2008 @ Florida (Ryan Miller)

LOST A 1-0 GAME AT HOME:

1/15/2004 vs. Boston (Felix Potvin)

LOST A 1-0 GAME ON THE ROAD:

3/21/2001 @ Carolina (Arturs Irbe)

WON BY FIVE OR MORE GOALS:

HOME: 3/14/2008 (7-1 vs. Carolina)

ROAD: 12/8/2007 (7-1 @ San Jose)

LOST BY FIVE OR MORE GOALS:

HOME: 11/2/2005 (10-4 vs. Ottawa)

ROAD: 12/6/2007 (8-2 @ Los Angeles)

SCORED 10 OR MORE GOALS AT HOME:

1/18/2008 vs. Atlanta (10-1)

SCORED 10 OR MORE GOALS ON THE ROAD:

3/8/1990 at Boston (10-4)

ALLOWED 10 OR MORE GOALS AT HOME:

11/2/2005 vs. Ottawa (10-4)

ALLOWED 10 OR MORE GOALS ON THE ROAD:

3/12/1988 at Calgary (10-4)

RECORDED 20 OR MORE SHOTS IN A PERIOD:

10/13/2007 vs. Washington (24-2nd)

ALLOWED 20 OR MORE SHOTS IN A PERIOD:

3/23/2007 vs. Toronto (21-1st)

RECORDED 50 OR MORE SHOTS:

10/13/2007 vs. Washington (53)

ALLOWED 50 OR MORE SHOTS:

2/15/2003 vs. N.Y. Rangers (52)

SCORED A SHORT-HANDED GOAL:

3/19/2008 vs. Tampa Bay (Jochen Hecht)



THE LAST TIME...

SCORED A GOAL WHILE TWO MEN SHORT:

1/30/1990 @ Quebec (Phil Housley)

SCORED TWO SHORT-HANDED GOALS IN ONE GAME:

3/30/2007 vs. NY Islanders (Derek Roy, Chris Drury)

SCORED THREE SHORT-HANDED GOALS IN ONE GAME:

3/19/1998 vs. Florida (Michael Peca and Alexei Zhitnik [2])

ALLOWED A SHORT-HANDED GOAL:

3/30/2008 vs. Boston (David Krejci)

ALLOWED A SHORT-HANDED GOAL WITH A TWO-MAN ADVANTAGE:

10/20/2006 vs. Carolina (Mike Commodore)

ALLOWED TWO SHORT-HANDED GOALS IN ONE GAME:

12/22/2007 @ Philadelphia (Jeff Carter, Mike Richards)

ALLOWED THREE SHORT-HANDED GOALS IN ONE GAME:

(Has never happened.)

SCORED AN EMPTY NET GOAL:

HOME: 3/19/2008 vs. Tampa Bay (Jochen Hecht)

ROAD: 4/5/2008 @ Boston (Thomas Vanek)

ALLOWED AN EMPTY NET GOAL:

HOME: 3/25/2008 vs. Ottawa (Antoine Vermette)

ROAD: 1/6/2008 @ Atlanta (Ilya Kovalchuk)

SCORED ON A PENALTY SHOT:

12/28/2006 vs. Carolina (Ales Kotalik on John Grahame)

WERE UNSUCCESSFUL ON A PENALTY SHOT:

12/1/2007 vs. Carolina (Drew Stafford on John Grahame)

ALLOWED A GOAL ON A PENALTY SHOT:

12/4/2005 @ Colorado (Marek Svatos on Martin Biron)

STOPPED THE SHOOTER ON A PENALTY SHOT:

2/27/2008 vs. Nashville (Scott Nichol on Ryan Miller)

THE LAST TIME: LEADS AND DEFICITS

THE SABRES TRAILED BY TWO GOALS AND WON:

April 1, 2008 @ Toronto (4-3 SO)

THE SABRES TRAILED BY THREE GOALS AND WON:

March 19, 2008 vs. Tampa Bay (7-4)

THE SABRES TRAILED BY FOUR GOALS AND WON:

Jan. 21, 1989 @ Boston (6-5 OT)

THE SABRES TRAILED BY FIVE GOALS AND WON:

Feb. 25, 1983 vs. Boston (7-6)

THE SABRES LED BY TWO GOALS AND LOST:

March 28, 2008 vs. Montreal (4-3 OT)

THE SABRES LED BY THREE GOALS AND LOST:

February 25, 2008 vs. Philadelphia (4-3, SO)

THE SABRES LED BY FOUR GOALS AND LOST:

March 12, 1987 @ Calgary (10-4)

THE SABRES LED BY FIVE GOALS AND LOST:

Has never happened.

SHOOTOUT SUMMARY (19-18 ALL-TIME)

2005-06 (5-5)

DATE

Oct. 13, 2005

Nov. 22, 2005

Nov. 23, 2005

Dec. 19, 2005

Dec. 29, 2005

Jan. 12, 2006

Feb. 4, 2006

Feb. 12, 2006

Mar. 27, 2006

Apr. 3, 2006

SDG

Daniel Briere

Jaromir Jagr

Ales Kotalik

Maxim Afinogenov

Mats Sundin

Geoff Sanderson

Thomas Vanek

Eric Staal

Petr Sykora

Maxim Afinogenov

LOSING GOALIE

John Grahame

Martin Biron

Rick DiPietro

Antero Niittymaki

Martin Biron

Martin Biron

Dominik Hasek

Ryan Miller

Ryan Miller

J-S Aubin

SCORE

BUF 4 @ TB 3

NYR 3 @ BUF 2

BUF 4 @ NYI 3

BUF 2 @ PHI 1

BUF 3 @ TOR 4

PHX 2 @ BUF 1

OTT 1 @ BUF 2

BUF 3 @ CAR 4

BUF 4 @ NYR 5

BUF 3 @ TOR 2

2006-07 (10-4)

DATE

Oct. 4, 2006

Oct. 6, 2006

Oct. 13, 2006

Oct. 28, 2006

SDG

Daniel Briere

Maxim Afinogenov

Ales Kotalik

Slava Kozlov

LOSING GOALIE

Cam Ward

Cristobal Huet

Dominik Hasek

Ryan Miller

SCORE

BUF 3 @ CAR 2

MTL 4 @ BUF 5

BUF 3 @ DET 2

ATL 5 @ BUF 4



2006-07 (10-4) *Continued*

DATE	SDG	LOSING GOALIE	SCORE
Nov. 2, 2006	Ales Kotalik	Tim Thomas	BUF 5 @ BOS 4
Dec. 1, 2006	Daniel Briere	Kevin Weekes	NYR 3 @ BUF 4
Dec. 9, 2006	Thomas Vanek	Cristobal Huet	BUF 3 @ MTL 2
Jan. 15, 2007	Marco Sturm	Ryan Miller	BUF 2 @ BOS 3
Jan. 19, 2007	Ales Kotalik	Dany Sabourin	VAN 3 @ BUF 4
Feb. 6, 2007	Daniel Briere	Kari Lehtonen	BUF 4 @ ATL 3
Feb. 10, 2007	Ales Kotalik	Miikka Kiprusoff	CGY 2 @ BUF 3
Feb. 17, 2007	Petr Tenkrat	Ryan Miller	BOS 4 @ BUF 3
Feb. 22, 2007	Drew Stafford	Martin Gerber	OTT 5 @ BUF 6
Mar. 13, 2007	Sidney Crosby	Ryan Miller	BUF 4 @ PIT 5

2007-08 (4-9)

DATE	SDG	LOSING GOALIE	SCORE
Dec. 22, 2007	Ales Kotalik	Martin Biron	BUF 6 @ PHIL 5
Dec. 28, 2007	Zach Parise	Ryan Miller	BUF 1 @ NJ 2
Jan. 1, 2008	Sidney Crosby	Ryan Miller	PIT 2 @ BUF 1
Jan. 8, 2008	Patrik Elias	Ryan Miller	BUF 1 @ NJ 2
Jan. 10, 2008	Dean McAmmond	Jocelyn Thibault	BUF 2 @ OTT 3
Jan. 12, 2008	Zach Parise	Ryan Miller	NJ 3 @ BUF 2
Feb. 1, 2008	Eric Perrin	Jocelyn Thibault	BUF 4 @ ATL 5
Feb. 6, 2008	Drew Stafford	Martin Brodeur	NJ 2 @ BUF 3
Feb. 8, 2008	Phil Kessel	Ryan Miller	BOS 3 @ BUF 2
Feb. 25, 2008	Daniel Briere	Ryan Miller	PHIL 4 @ BUF 3
Mar. 10, 2008	Scott Gomez	Ryan Miller	NYR 3 @ BUF 2
Mar. 27, 2008	Derek Roy	Martin Gerber	BUF 4 @ OTT 3
Apr. 1, 2008	Maxim Afinogenov	Andrew Raycroft	BUF 4 @ TOR 3

ALL-TIME SHOOTOUT STATS

BUFFALO SHOOTERS

PLAYER	GOALS	ATTEMPTS	PCT	GDG
Ales Kotalik	12	25	48.0	5
Daniel Briere	8	18	44.4	4
Maxim Afinogenov	6	14	42.9	4
Thomas Vanek	5	23	21.7	2
Drew Stafford	3	7	42.9	2
Tim Connolly	2	8	25.0	1
Derek Roy	2	8	25.0	1
Jason Pominville	2	8	25.0	0
Henrik Tallinder	1	2	50.0	0
Clarke MacArthur	0	4	0.0	0
Jochen Hecht	0	2	0.0	0
Chris Drury	0	2	0.0	0
Dainius Zubrus	0	1	0.0	0
Steve Bernier	0	1	0.0	0

BUFFALO GOALTENDERS

GOALTENDER	GA	SA	PCT	W-L
Ryan Miller	28	96	.708	17-13
Martin Biron	5	12	.583	2-3
Jocelyn Thibault	3	10	.700	0-2
Mika Noronen	1	1	.000	---

Most Wins in a Season: 10 (2006-07)
Fewest Losses in a season: 4 (2006-07)

Most shootouts: 14 (2006-07)
Longest Shootout: 8 rounds/16 shooters (2/17/07 vs. Boston)



SABRES 2007-2008 TRANSACTIONS

JUNE 2007

- 1ST Signed Marc-Andre Gragnani to a three-year entry-level contract.
- 2ND Signed Philip Gogulla to a three-year entry-level contract.
- 14TH Signed Darcy Regier and Lindy Ruff to multi-year contracts.
- 30TH Signed Adam Mair to a three-year contract.

JULY 2007

- 4TH Signed Teppo Numminen to a one-year contract.
- 5TH Signed Andrew Peters (two years) and Mike Ryan (one year); sign unrestricted free agent.
Jocelyn Thibault to a one-year contract.
- 6TH Signed Thomas Vanek to a seven-year contract.
- 27TH Signed Derek Roy to a six-year contract.
- 30TH Signed Nathan Paetsch to a three-year contract.

SEPTEMBER 2007

- 24TH Returned to junior teams: F Benjamin Breault (Baie Comeau, QMJHL), F J-S Allard (St. John's, QMJHL), F Paul Byron (Gatineau, QMJHL), D Drew Schiestel (Niagara, OHL), D T.J. Brennan (St. John's, QMJHL).
- 25TH F Patrick Kaleta, F Dylan Hunter, D Mike Card, D Mike Weber, D Marc-Andre Gragnani and G Adam Dennis assigned to Rochester.
- 27TH Released G Karl Goehring.

OCTOBER 2007

- 1ST F Mark Mancari, F Marek Zagraban and D Michael Funk assigned to Rochester.
- 3RD D Andrej Sekera and F Clarke MacArthur assigned to Rochester.
- 17TH Sekera recalled from Rochester.
- 25TH D Mike Weber recalled from Rochester.
- 28TH Weber returned to Rochester.

NOVEMBER 2007

- 1ST Sign unrestricted free agent D Nolan Pratt.
- 4TH Weber recalled from Rochester.
- 7TH MacArthur recalled from Rochester.
- 8TH Weber returned to Rochester.
- 16TH Sekera returned to Rochester.
- 25TH Sekera recalled from Rochester.

DECEMBER 2007

- 1ST MacArthur returned to Rochester.
- 16TH Sekera returned to Rochester.
- 28TH MacArthur recalled from Rochester.
- 30TH MacArthur returned to Rochester.

JANUARY 2008

- 6TH MacArthur recalled from Rochester.
- 8TH Maxim Afinogenov placed on IR; Patrick Kaleta recalled from Rochester.
- 25TH MacArthur and Kaleta returned to Rochester.
- 28TH MacArthur and Kaleta recalled from Rochester.

FEBRUARY 2008

- 2ND Kaleta returned to Rochester.
- 5TH Kaleta recalled from Rochester.
- 23RD Marc-Andre Gragnani recalled from Rochester.
- 26TH Acquired RW Steve Bernier and a 2008 1st-rd pick from San Jose in exchange for Brian Campbell and 2008 7th-rd pick; Gragnani returned to Rochester.
- 29TH Stafford and Afinogenov activated from IR.

MARCH 2008

- 4TH Andrej Sekera recalled from Rochester.
- 6TH Clarke MacArthur assigned to Rochester.
- 10TH Mike Weber recalled from Rochester.
- 14TH Michael Funk recalled from Rochester.
- 22ND Funk returned to Rochester.
- 25TH Sign free agent D Mike Kostka.
- 27TH Sign free agent F Derek Whitmore.

APRIL 2008

- 1ST Teppo Numminen activated to team roster.

MAY 2008

- 6TH Signed Nathan Gerbe to a three-year entry-level contract.
- 7TH Signed Felix Schutz to a three-year entry-level contract.
- 31ST Signed Jhonas Enroth to a three-year entry-level contract.

JUNE 2008

- 1ST Signed Tim Kennedy to a two-year entry-level contract.
- 3RD Signed Dennis Persson to a three-year entry level contract.
- 10TH Announce AHL affiliation agreement with the Portland Pirates.
- 30TH Signed Paul Gaustad to a four-year contract.

JULY 2008

- 1ST Signed unrestricted free agent Patrick Lalime to a two-year contract.
- 4TH Traded Steve Bernier to Vancouver in exchange for a second-round selection in 2010 Entry Draft and a third-round selection in 2009 Entry Draft; Acquired Craig Rivet and a seventh-round selection in 2010 Entry Draft from San Jose in exchange for a second-round selection in 2009 Entry Draft and a second-round selection in 2010 Entry Draft.
- 16TH Signed Daniel Paille to a two-year contract.
- 18TH Signed Ryan Miller to a five-year contract extension.
- 24TH Signed unrestricted free agent Mathieu Darche.

AUGUST 2008

- 4TH Signed unrestricted free agents Colton Fretter and Colin Murphy.
- 5TH Signed Kevin Dineen as head coach of Portland (AHL).
- 8TH Signed unrestricted free agents Teppo Numminen and Tyler Bouck.
- 13TH Signed unrestricted free agent Jimmy Bonneau.

SEPTEMBER 2008

- 18TH Signed Jason Pominville to a five-year contract extension



BUFFALO SABRES
VS. ANAHEIM DUCKS

@ BUFFALO SABRES DUCKS
Ducks did not play in Buffalo during the 2007-08 season

@ ANAHEIM SABRES DUCKS
5 Dec. 2007 1 4
ATTENDANCE 17174 GOALTENDERS GIGUERE / MILLER W/T GOAL MATHIEU SCHNEIDER

GOALS BY PERIOD	1ST	2ND	3RD	OT	TOTAL	SHOTS BY PERIOD	1ST	2ND	3RD	OT	TOTAL
Sabres	1	0	0	0	1	Sabres	8	3	12	0	23
Ducks	1	2	1	0	4	Ducks	9	15	18	0	33

INDIVIDUAL SCORING

SABRES	GP	G	A	TP	+/-	PIM	PP	SH	GW	EN	S	PCTG	DUCKS	GP	G	A	TP	+/-	PIM	PP	SH	GW	EN	S	PCTG
JOCHEN HECHT	1	1	0	1	0	0	0	0	0	0	2	50.0	ANDY MCDONALD	1	1	1	2	2	0	0	0	0	0	2	50.0
TIM CONNOLLY	1	0	1	1	1	0	0	0	0	0	1	.0	MATHIEU SCHNEIDER	1	1	1	2	-1	0	1	0	1	0	5	20.0
JASON POMINVILLE	1	0	1	1	1	0	0	0	0	0	1	.0	TODD BERTUZZI	1	1	0	1	2	5	0	0	0	0	2	50.0
MAXIM AFINOGENOV	1	0	0	0	-1	0	0	0	0	0	1	.0	COREY PERRY	1	1	0	1	-1	2	1	0	0	0	4	25.0
BRIAN CAMPBELL	1	0	0	0	1	0	0	0	0	0	0	.0	FRANCOIS BEAUCHEMIN	1	0	1	1	-1	0	0	0	0	0	0	.0
PAUL GAUSTAD	1	0	0	0	-1	5	0	0	0	0	1	.0	JOE DIPENTA	1	0	1	1	2	0	0	0	0	0	1	.0
ALES KOTALIK	1	0	0	0	-1	2	0	0	0	0	1	.0	RYAN GETZLAF	1	0	1	1	-1	4	0	0	0	0	4	.0
TONI LYDMAN	1	0	0	0	-1	0	0	0	0	0	1	.0	KENT HUSKINS	1	0	1	1	2	0	0	0	0	0	0	.0
ADAM MAIR	1	0	0	0	-1	0	0	0	0	0	0	.0	CHRIS PRONGER	1	0	1	1	0	12	0	0	0	0	2	.0
NATHAN PAETSCH	1	0	0	0	-1	0	0	0	0	0	1	.0	CHRIS KUNITZ	1	0	0	0	-1	2	0	0	0	0	2	.0
DANIEL PAILLE	1	0	0	0	-1	0	0	0	0	0	3	.0	TODD MARCHANT	1	0	0	0	0	0	0	0	0	0	2	.0
ANDREW PETERS	1	0	0	0	0	10	0	0	0	0	0	.0	DREW MILLER	1	0	0	0	0	0	0	0	0	0	2	.0
NOLAN PRATT	1	0	0	0	-1	2	0	0	0	0	1	.0	TRAVIS MOEN	1	0	0	0	0	0	0	0	0	0	1	.0
DEREK ROY	1	0	0	0	0	0	0	0	0	0	1	.0	ROB NIEDERMAYER	1	0	0	0	0	0	0	0	0	0	2	.0
ANDREJ SEKERA	1	0	0	0	-1	0	0	0	0	0	2	.0	SEAN O'DONNELL	1	0	0	0	0	0	0	0	0	0	0	.0
JAROSLAV SPACEK	1	0	0	0	1	4	0	0	0	0	4	.0	SAMUEL PAHLSSON	1	0	0	0	0	0	0	0	0	0	2	.0
DREW STAFFORD	1	0	0	0	0	0	0	0	0	0	2	.0	GEORGE PARROS	1	0	0	0	0	10	0	0	0	0	2	.0
THOMAS VANEK	1	0	0	0	0	0	0	0	0	0	1	.0	GEOFF PLATT	1	0	0	0	2	0	0	0	0	0	0	.0

POWER PLAY: 2-3 66.7 %
PENALTY KILLING: 1-3 33.3%

POWER PLAY: 2-3 66.7 %
PENALTY KILLING: 4-4 100.0%

GOALTENDING

SABRES	GP	MIN	GA	GAA	EN	SO	W	L	T	SHOTS	SAVE%	DUCKS	GP	MIN	GA	GAA	EN	SO	W	L	T	SHOTS	SAVE%
JOCELYN THIBAUT	0	0	0	0	0	0	0	0	0	0	.000	JEAN-SEBASTIEN GIGUERE	1	60	1	1.00	0	0	1	0	0	23	.957
RYAN MILLER	1	60	4	4.00	0	0	0	1	0	33	.879	JONAS HILLER	0	0	0	0	0	0	0	0	0	0	0



SUMMARY: Won - 2 Lost - 1 OT Losses - 1

BUFFALO SABRES vs. ATLANTA THRASHERS

@ BUFFALO	SABRES	THRASHERS	ATTENDANCE	GOALTENDERS	W/T GOAL
11 Oct. 2007	6	0	18690	HEDBERG/LEHTONEN / MILLER	ALES KOTALIK
18 Jan. 2008	10	1	18690	HEDBERG/LEHTONEN / MILLER	DREW STAFFORD

@ ATLANTA	SABRES	THRASHERS	ATTENDANCE	GOALTENDERS	W/T GOAL
6 Jan. 2008	2	5	15213	HEDBERG / MILLER	COLIN STUART
1 Feb. 2008	4	5	17064	HEDBERG / THIBAUT/MILLER	

GOALS BY PERIOD	1ST	2ND	3RD	OT	TOTAL	SHOTS BY PERIOD	1ST	2ND	3RD	OT	TOTAL
Sabres	8	8	6	0	22	Sabres	47	57	44	1	149
Thrashers	4	1	5	0	11	Thrashers	28	34	37	4	103

INDIVIDUAL SCORING

SABRES	GP	G	A	TP	+/-	PIM	PP	SH	GW	EN	S	PCTG	THRASHERS	GP	G	A	TP	+/-	PIM	PP	SH	GW	EN	S	PCTG	
DEREK ROY	4	4	4	8	5	2	0	0	0	0	19	21.1	MARIAN HOSSA	3	2	1	3	-1	2	0	0	0	0	17	11.8	
BRIAN CAMPBELL	4	1	6	7	2	2	1	0	0	0	13	7.7	COLIN STUART	3	2	1	3	3	2	0	1	1	0	3	66.7	
ALES KOTALIK	4	2	4	6	1	2	2	0	1	0	12	16.7	TOBIAS ENSTROM	4	1	1	2	1	2	1	0	0	0	4	25.0	
DANIEL PAILLE	3	3	2	5	5	2	0	0	0	0	10	30.0	BOBBY HOLIK	4	1	1	2	-3	8	0	0	0	0	5	20.0	
DREW STAFFORD	3	3	2	5	2	7	1	0	1	0	11	27.3	TODD WHITE	4	0	2	2	0	2	0	0	0	0	6	.0	
JOCHEN HECHT	4	2	3	5	0	4	1	0	0	0	9	22.2	JIM SLATER	2	1	0	1	-1	2	0	0	0	0	3	33.3	
JASON POMINVILLE	4	2	3	5	0	4	0	1	0	0	12	16.7	ILYA KOVALCHUK	3	1	0	1	-3	5	0	0	0	0	1	14	7.1
THOMAS VANEK	4	2	2	4	0	2	1	0	0	0	10	20.0	MARK RECCHI	3	1	0	1	-1	0	0	0	0	0	2	50.0	
DMITRI KALININ	4	1	3	4	4	2	1	0	0	0	10	10.0	PASCAL DUPUIS	4	1	0	1	-1	4	0	0	0	0	9	11.1	
TIM CONNOLLY	2	1	2	3	-1	2	1	0	0	0	5	20.0	ERIC BOULTON	3	0	1	1	0	36	0	0	0	0	2	.0	
MICHAEL RYAN	4	0	3	3	2	0	0	0	0	0	5	.0	CHRIS THORBURN	3	0	1	1	-1	19	0	0	0	0	1	.0	
CLARKE MACARTHUR	3	1	1	2	0	2	0	0	0	0	3	33.3	VYACHESLAV KOZLOV	4	0	1	1	-1	0	0	0	0	0	5	.0	
JAROSLAV SPACEK	3	0	2	2	0	0	0	0	0	0	6	.0	ERIC PERRIN	4	0	1	1	-1	4	0	0	0	0	6	.0	
TONI LYDMAN	4	0	2	2	0	8	0	0	0	0	6	.0	DARREN HAYDAR	1	0	0	0	0	0	0	0	0	0	0	.0	
HENRIK TALLINDER	4	0	2	2	1	6	0	0	0	0	5	.0	BRYAN LITTLE	1	0	0	0	0	2	0	0	0	0	1	.0	
PAUL GAUSTAD	4	0	1	1	-3	9	0	0	0	0	4	.0	KEVIN DOELL	2	0	0	0	-2	0	0	0	0	0	0	.0	
ADAM MAIR	4	0	1	1	1	6	0	0	0	0	3	.0	BRAD LARSEN	2	0	0	0	-3	0	0	0	0	0	0	.0	
MAXIM AFINOGENOV	1	0	0	0	0	4	0	0	0	0	3	.0	KARI LEHTONEN	2	0	0	0	0	2	0	0	0	0	0	.0	
PATRICK KALETA	2	0	0	0	0	0	0	0	0	0	0	.0	STEVE MCCARTHY	2	0	0	0	-3	0	0	0	0	0	7	.0	
ANDREW PETERS	2	0	0	0	0	2	0	0	0	0	1	.0	BRETT STERLING	2	0	0	0	-2	2	0	0	0	0	3	.0	
NOLAN PRATT	2	0	0	0	2	5	0	0	0	0	0	.0	KEN KLEE	3	0	0	0	-3	6	0	0	0	0	3	.0	
NATHAN PAETSCH	3	0	0	0	2	0	0	0	0	0	2	.0	MARK POPOVIC	3	0	0	0	0	4	0	0	0	0	4	.0	
													GARNET EXELBY	4	0	0	0	-2	22	0	0	0	0	1	.0	
													NICLAS HAVELID	4	0	0	0	2	2	0	0	0	0	6	.0	
													ALEXEI ZHITNIK	4	0	0	0	-4	0	0	0	0	0	1	.0	

POWER PLAY: 8-27 29.6 %
PENALTY KILLING: 20-21 95.2 %

POWER PLAY: 1-21 4.8 %
PENALTY KILLING: 19-27 70.4 %

GOALTENDING

SABRES	GP	MIN	GA	GAA	EN	SO	W	L	T	SHOTS	SAVE%	THRASHERS	GP	MIN	GA	GAA	EN	SO	W	L	T	SHOTS	SAVE%
JOCELYN THIBAUT	1	25	2	4.80	0	0	0	0	1	9	.778	JOHAN HEDBERG	4	177	14	4.75	0	0	2	1	0	108	.870
RYAN MILLER	4	218	7	1.93	0	0	2	1	0	93	.925	KARI LEHTONEN	2	67	8	7.16	0	0	0	1	0	41	.805



BUFFALO SABRES
vs. BOSTON BRUINS

@ BUFFALO	SABRES	BRUINS	ATTENDANCE	GOALTENDERS	W/T GOAL
7 Nov. 2007	2	1	18690	THOMAS/ MILLER	CLARKE MACARTHUR
10 Dec. 2007	1	4	18302	AULD/ MILLER	P.J. AXELSSON
8 Feb. 2008	2	3	18690	AULD/ MILLER	
30 March 2008	2	1	18690	AULD/ MILLER	ANDREJ SEKERA

@ BOSTON	SABRES	BRUINS	ATTENDANCE	GOALTENDERS	W/T GOAL
1 Nov. 2007	3	4	13479	THOMAS/ MILLER	MARCO STURM
10 Nov. 2007	1	2	17565	THOMAS/ MILLER	CHUCK KOBASEW
5 Feb. 2008	4	2	13427	THOMAS/ MILLER	DANIEL PAILLE
5 April 2008	3	0	17565	THOMAS/ THIBAUT	THOMAS VANEK

GOALS BY PERIOD	1ST	2ND	3RD	OT	TOTAL	SHOTS BY PERIOD	1ST	2ND	3RD	OT	TOTAL
Sabres	4	6	6	2	18	Sabres	80	97	74	8	259
Bruins	6	3	6	1	17	Bruins	657	55	81	4	197

INDIVIDUAL SCORING

SABRES	GP	G	A	TP	+/-	PIM	PP	SH	GW	EN	S	PCTG	BRUINS	GP	G	A	TP	+/-	PIM	PP	SH	GW	EN	S	PCTG	
THOMAS VANEK	8	5	2	7	2	4	2	0	1	1	22	22.7	MARC SAVARD	6	3	4	7	3	2	0	0	0	0	8	37.5	
PAUL GAUSTAD	8	1	4	5	-1	6	1	0	0	0	16	6.3	GLEN METROPOLIT	8	3	1	4	0	0	1	0	0	0	18	16.7	
DEREK ROY	8	0	5	5	-2	2	0	0	0	0	20	.0	MARCO STURM	8	3	1	4	3	0	0	0	1	0	21	14.3	
JAROSLAV SPACEK	6	2	2	4	0	2	2	0	0	0	9	22.2	P.J. AXELSSON	8	2	2	4	4	2	0	0	1	0	10	20.0	
TONI LYDMAN	8	2	2	4	0	2	2	0	0	0	15	13.3	DAVID KREJCI	5	1	2	3	0	0	0	1	0	0	9	11.1	
ALES KOTALIK	8	1	3	4	-1	6	1	0	0	0	29	3.4	PETER SCHAEFER	7	1	2	3	-2	0	0	0	0	0	5	20.0	
JASON POMINVILLE	8	0	4	4	0	6	0	0	0	0	31	.0	ZDENO CHARA	8	1	2	3	1	8	0	0	0	0	0	13	7.7
DANIEL PAILLE	7	3	0	3	1	2	0	1	1	0	11	27.3	CHUCK KOBASEW	6	1	1	2	1	2	1	0	1	0	9	11.1	
BRIAN CAMPBELL	6	1	2	3	-3	2	1	0	0	0	10	10.0	GLEN MURRAY	7	0	2	2	2	12	0	0	0	0	0	14	.0
DREW STAFFORD	7	0	3	3	0	2	0	0	0	0	9	.0	AARON WARD	7	0	2	2	4	4	0	0	0	0	0	6	.0
JOCHEN HECHT	8	0	3	3	-3	4	0	0	0	0	25	.0	MILAN LUCIC	8	0	2	2	0	4	0	0	0	0	0	12	.0
MAXIM AFINOGENOV	6	1	1	2	-5	0	0	0	0	0	13	7.7	DENNIS WIDEMAN	8	0	2	2	0	6	0	0	0	0	0	13	.0
ANDREJ SEKERA	6	1	1	2	-1	2	0	0	1	0	5	20.0	PHIL KESSEL	8	1	0	1	2	4	0	0	0	0	0	21	4.8
CLARKE MACARTHUR	3	1	0	1	1	0	0	0	1	0	7	14.3	MARK STUART	8	0	1	1	4	2	0	0	0	0	0	4	.0
TIM CONNOLLY	2	0	1	1	-3	2	0	0	0	0	6	.0	BOBBY ALLEN	1	0	0	0	0	0	0	0	0	0	0	0	.0
DMITRI KALININ	2	0	1	1	-2	2	0	0	0	0	1	.0	JEFF HOGGAN	1	0	0	0	0	0	0	0	0	0	0	0	.0
MIKE WEBER	3	0	1	1	1	2	0	0	0	0	2	.0	MATT HUNWICK	2	0	0	0	2	2	0	0	0	0	0	1	.0
TEPPO NUMMINEN	1	0	0	0	0	0	0	0	0	0	1	.0	MATT LASHOFF	2	0	0	0	0	0	0	0	0	0	0	1	.0
STEVE BERNIER	2	0	0	0	-1	0	0	0	0	0	1	.0	ANDREW FERENCE	3	0	0	0	2	2	0	0	0	0	0	5	.0
PATRICK KALETA	3	0	0	0	0	2	0	0	0	0	1	.0	BRANDON BOCHENSKI	4	0	0	0	1	0	0	0	0	0	0	7	.0
NOLAN PRATT	4	0	0	0	-3	0	0	0	0	0	0	.0	SHANE HNDY	4	0	0	0	0	2	0	0	0	0	0	4	.0
NATHAN PAETSCH	5	0	0	0	-2	0	0	0	0	0	5	.0	VLADIMIR SOBOTKA	4	0	0	0	0	2	0	0	0	0	0	3	.0
ADAM MAIR	6	0	0	0	-2	2	0	0	0	0	3	.0	ANDREW ALBERTS	5	0	0	0	-2	6	0	0	0	0	0	4	.0
ANDREW PETERS	6	0	0	0	-2	5	0	0	0	0	3	.0	JEREMY REICH	5	0	0	0	0	6	0	0	0	0	0	4	.0
MICHAEL RYAN	6	0	0	0	-1	12	0	0	0	0	6	.0	TIM THOMAS	5	0	0	0	0	2	0	0	0	0	0	0	.0
HENRIK TALLINDER	7	0	0	0	1	4	0	0	0	0	8	.0	SHAWN THORNTON	5	0	0	0	-1	5	0	0	0	0	0	1	.0
													PETTERI NOKELAINEN	6	0	0	0	-1	0	0	0	0	0	0	4	.0

POWER PLAY: 9-34 26.5%
PENALTY KILLING: 27-29 93.1%

POWER PLAY: 2-29 6.9%
PENALTY KILLING: 25-34 73.5%

GOALTENDING

SABRES	GP	MIN	GA	GAA	EN	SO	W	L	T	SHOTS	SAVE%	BRUINS	GP	MIN	GA	GAA	EN	SO	W	L	T	SHOTS	SAVE%
JOCELYN THIBAUT	1	60	0	.00	0	1	1	0	0	17	1.000	TIM THOMAS	5	307	12	2.35	1	0	2	2	1	160	.925
RYAN MILLER	7	432	16	2.22	0	0	3	2	2	180	.911	ALEX AULD	3	185	5	1.62	0	0	2	0	1	98	.949



SUMMARY: Won - 1 Lost - 0 OT Losses - 0

BUFFALO SABRES vs. CALGARY FLAMES

@ BUFFALO	SABRES	FLAMES	ATTENDANCE	GOALTENDERS	W/T GOAL
10 Feb. 2007	3	2	18690	KIPRUSOFF/ MILLER	
@ CALGARY	SABRES	FLAMES	ATTENDANCE	GOALTENDERS	W/T GOAL

GOALS BY PERIOD	1ST	2ND	3RD	OT	TOTAL	SHOTS BY PERIOD	1ST	2ND	3RD	OT	TOTAL
Sabres	0	1	1	0	3	Sabres	9	9	13	3	34
Flames	0	1	1	0	2	Flames	10	9	6	0	25

NOTE: Buffalo Sabres and Calgary Flames did not meet during the 2007-2008 NHL Season. Stats are from 2006-2007 NHL Season.

INDIVIDUAL SCORING

SABRES	GP	G	A	TP	+/-	PIM	PP	SH	GW	EN	S	PCTG	FLAMES	GP	G	A	TP	+/-	PIM	PP	SH	GW	EN	S	PCTG	
DANIEL BRIERE	1	1	0	1	1	2	0	0	0	0	4	25.0	ROMAN HAMRLIK	1	0	2	2	0	2	0	0	0	0	1	.0	
THOMAS VANEK	1	1	0	1	1	2	0	0	0	0	2	50.0	KRISTIAN HUSELIUS	1	1	0	1	0	2	1	0	0	0	3	33.3	
JOCHEN HECHT	1	0	1	1	1	0	0	0	0	0	2	.0	DAVID MOSS	1	1	0	1	0	0	1	0	0	0	3	33.3	
DMITRI KALININ	1	0	1	1	1	0	0	0	0	0	1	.0	DION PHANEUF	1	0	1	1	0	0	0	0	0	0	1	.0	
DEREK ROY	1	0	1	1	1	2	0	0	0	0	2	.0	ALEX TANGUAY	1	0	1	1	-1	0	0	0	0	0	0	.0	
HENRIK TALLINDER	1	0	1	1	1	2	0	0	0	0	1	.0	TONY AMONTE	1	0	0	0	-1	0	0	0	0	0	0	.0	
MAXIM AFINOGENOV	1	0	0	0	1	2	0	0	0	0	2	.0	CRAIG CONROY	1	0	0	0	-1	0	0	0	0	0	0	1	.0
BRIAN CAMPBELL	1	0	0	0	0	0	0	0	0	0	2	.0	ANDREW FERENCE	1	0	0	0	0	0	0	0	0	0	0	0	.0
CHRIS DRURY	1	0	0	0	0	0	0	0	0	0	3	.0	JEFF FRIESEN	1	0	0	0	0	2	0	0	0	0	0	0	.0
ALES KOTALIK	1	0	0	0	0	0	0	0	0	0	3	.0	MARK GIORDANO	1	0	0	0	0	0	0	0	0	0	0	0	.0
TONI LYDMAN	1	0	0	0	2	0	0	0	0	0	3	.0	ERIC GODARD	1	0	0	0	0	0	0	0	0	0	0	0	.0
ADAM MAIR	1	0	0	0	0	0	0	0	0	0	0	.0	JAROME IGINLA	1	0	0	0	-1	0	0	0	0	0	0	5	.0
JIRI NOVOTNY	1	0	0	0	0	0	0	0	0	0	1	.0	DAYMOND LANGKOW	1	0	0	0	-1	0	0	0	0	0	0	5	.0
TEPPO NUMMINEN	1	0	0	0	0	0	0	0	0	0	0	.0	MATTHEW LOMBARDI	1	0	0	0	0	0	0	0	0	0	0	0	.0
NATHAN PAETSCH	1	0	0	0	0	0	0	0	0	0	3	.0	MARCUS NILSON	1	0	0	0	0	0	0	0	0	0	0	2	.0
DANIEL PAILLE	1	0	0	0	0	0	0	0	0	0	3	.0	ROBYN REGEHR	1	0	0	0	-2	0	0	0	0	0	0	1	.0
JASON POMINVILLE	1	0	0	0	1	2	0	0	0	0	2	.0	RHETT WARRENER	1	0	0	0	-2	2	0	0	0	0	0	1	.0
JAROSLAV SPACEK	1	0	0	0	0	0	0	0	0	0	0	.0	STEPHANE YELLE	1	0	0	0	-1	0	0	0	0	0	0	1	.0

POWER PLAY: 0-3 .0 %
PENALTY KILLING: 3-5 60.0 %

POWER PLAY: 2-5 40.0 %
PENALTY KILLING: 3-3 100.0 %

GOALTENDING

SABRES	GP	MIN	GA	GAA	EN	SO	W	L	T	SHOTS	Save%	FLAMES	GP	MIN	GA	GAA	EN	SO	W	L	T	SHOTS	Save%
MARTIN BIRON	0	0	0	0	0	0	0	0	0	0	.000	JAMIE MCLENNAN	0	0	0	0	0	0	0	0	0	0	.000
RYAN MILLER	1	65	2	1.85	0	0	1	0	0	25	.920	MIKKA KIPRUSOFF	1	65	2	1.85	0	0	0	0	1	34	.941



BUFFALO SABRES VS. CAROLINA HURRICANES

@ BUFFALO	SABRES	HURRICANES	ATTENDANCE	GOALTENDERS	W/T GOAL
1 Dec. 2007	8	1	18690	GRAHAME/ MILLER	TIM CONNOLLY
14 March 2008	7	1	18690	GRAHAME/WARD/ MILLER	ADAM MAIR
@ CAROLINA	SABRES	HURRICANES	ATTENDANCE	GOALTENDERS	W/T GOAL
24 Oct. 2007	2	6	16058	WARD/ MILLER	ERIC STAAL
8 March 2008	3	4	18808	WARD/ MILLER	SCOTT WALKER

GOALS BY PERIOD	1ST	2ND	3RD	OT	TOTAL	SHOTS BY PERIOD	1ST	2ND	3RD	OT	TOTAL
Sabres	7	7	6	0	20	Sabres	33	33	40	1	107
Hurricanes	3	2	6	1	12	Hurricanes	42	43	38	4	127

INDIVIDUAL SCORING

SABRES	GP	G	A	TP	+/-	PIM	PP	SH	GW	EN	S	PCTG	HURRICANES	GP	G	A	TP	+/-	PIM	PP	SH	GW	EN	S	PCTG
DEREK ROY	4	4	4	8	5	8	0	2	0	0	15	26.7	ERIC STAAL	4	1	4	5	-1	4	0	0	1	0	12	8.3
ADAM MAIR	4	2	2	4	2	5	0	0	1	0	5	40.0	BRET HEDICAN	4	1	3	4	2	6	0	0	0	0	6	16.7
JASON POMINVILLE	4	2	2	4	3	2	1	0	0	0	8	25.0	RAY WHITNEY	2	2	0	2	0	2	1	0	0	0	6	33.3
TIM CONNOLLY	3	1	3	4	2	0	1	0	1	0	6	16.7	SCOTT WALKER	3	2	0	2	-4	25	1	1	1	0	10	20.0
DREW STAFFORD	4	1	3	4	-1	8	0	0	0	0	8	12.5	ROD BRIND'AMOUR	2	1	1	2	1	2	0	0	0	0	5	20.0
ALES KOTALIK	4	3	0	3	-2	6	2	0	0	0	9	33.3	CORY STILLMAN	2	1	1	2	2	2	0	0	0	0	7	14.3
JAROSLAV SPACEK	2	1	2	3	2	4	0	0	0	0	4	25.0	KEITH AUCOIN	3	1	1	2	-1	0	0	0	0	0	5	20.0
MAXIM AFINOGENOV	4	1	2	3	1	4	0	0	0	0	9	11.1	TIM GLEASON	4	1	1	2	-3	0	0	0	0	0	3	33.3
PAUL GAUSTAD	4	1	2	3	2	11	0	0	0	0	4	25.0	JOSEPH CORVO	2	0	2	2	-2	0	0	0	0	0	5	.0
TONI LYDMAN	4	1	1	2	-2	8	1	0	0	0	4	25.0	JUSTIN WILLIAMS	2	0	2	2	-1	0	0	0	0	0	4	.0
DANIEL PAILLE	4	1	1	2	2	0	0	0	0	0	8	12.5	DENNIS SEIDENBERG	3	0	2	2	-1	0	0	0	0	0	2	.0
STEVE BERNIER	1	0	2	2	1	0	0	0	0	0	1	.0	MATT CULLEN	4	0	2	2	-4	4	0	0	0	0	9	.0
BRIAN CAMPBELL	2	0	2	2	5	0	0	0	0	0	0	.0	JEFF HAMILTON	1	1	0	1	0	0	1	0	0	0	3	33.3
HENRIK TALLINDER	2	0	2	2	-3	4	0	0	0	0	0	.0	SERGEI SAMSONOV	2	1	0	1	0	0	0	0	0	0	4	25.0
JOCHEN HECHT	4	0	2	2	0	2	0	0	0	0	12	.0	MIKE COMMODORE	1	0	1	1	1	0	0	0	0	0	1	.0
PATRICK KALETA	2	1	0	1	1	10	0	0	0	0	1	100.0	PATRICK EAVES	2	0	1	1	-3	2	0	0	0	0	6	.0
THOMAS VANEK	4	1	0	1	-2	10	0	0	0	0	3	33.3	RYAN BAYDA	3	0	1	1	0	12	0	0	0	0	5	.0
DMITRI KALININ	2	0	1	1	1	0	0	0	0	0	2	.0	GLEN WESLEY	3	0	1	1	1	2	0	0	0	0	2	.0
ANDREJ SEKERA	4	0	1	1	3	4	0	0	0	0	4	.0	NICLAS WALLIN	4	0	1	1	-2	0	0	0	0	0	4	.0
MICHAEL FUNK	1	0	0	0	0	0	0	0	0	0	1	.0	CRAIG ADAMS	1	0	0	0	0	2	0	0	0	0	2	.0
ANDREW PETERS	1	0	0	0	0	4	0	0	0	0	0	.0	ANDREW LADD	1	0	0	0	0	0	0	0	0	0	2	.0
MICHAEL RYAN	1	0	0	0	0	0	0	0	0	0	1	.0	DAVID TANABE	1	0	0	0	0	0	0	0	0	0	0	.0
MIKE WEBER	1	0	0	0	4	10	0	0	0	0	0	.0	TIM CONBOY	2	0	0	0	-2	20	0	0	0	0	2	.0
NATHAN PAETSCH	3	0	0	0	0	0	0	0	0	0	1	.0	JOHN GRAHAME	2	0	0	0	0	2	0	0	0	0	0	.0
NOLAN PRATT	3	0	0	0	3	6	0	0	0	0	1	.0	CHAD LAROSE	2	0	0	0	-1	4	0	0	0	0	6	.0

POWER PLAY: 5-21 23.8%
PENALTY KILLING: 27-30 90.0%

POWER PLAY: 3-30 10.0%
PENALTY KILLING: 16-21 76.2%

GOALTENDING

SABRES	GP	MIN	GA	GAA	EN	SO	W	L	T	SHOTS	SAVE%	HURRICANES	GP	MIN	GA	GAA	EN	SO	W	L	T	SHOTS	SAVE%
JOCELYN THIBAUT	0	0	0	0	0	0	0	0	0	0	.000	JOHN GRAHAME	2	106	11	6.23	0	0	0	1	0	49	.776
RYAN MILLER	4	243	12	2.96	0	0	2	1	1	127	.906	CAM WARD	3	136	9	3.97	0	0	2	1	0	58	.845



SUMMARY: WON - 1 LOST - 0 LOSSES - 0

BUFFALO SABRES VS. CHICAGO BLACKHAWKS

@ BUFFALO SABRES BLACKHAWKS ATTENDANCE GOALTENDERS W/T GOAL
15 Dec. 2007 3 1 18690 KHABIBULIN/ MILLER DREW STAFFORD

@ CHICAGO SABRES BLACKHAWKS ATTENDANCE GOALTENDERS W/T GOAL

Sabres did not play in Chicago during the 2007-08 season

GOALS BY PERIOD	1ST	2ND	3RD	OT	TOTAL	SHOTS BY PERIOD	1ST	2ND	3RD	OT	TOTAL
Sabres	0	2	1	0	3	Sabres	10	10	3	0	23
Blackhawks	1	0	0	0	1	Blackhawks	7	12	8	0	27

INDIVIDUAL SCORING

SABRES	GP	G	A	TP	+/-	PIM	PP	SH	GW	EN	S	PCTG	BLACKHAWKS	GP	G	A	TP	+/-	PIM	PP	SH	GW	EN	S	PCTG
THOMAS VANEK	1	1	1	2	1	0	1	0	0	0	2	50.0	PATRICK KANE	1	1	0	1	0	2	0	0	0	0	5	20.0
DEREK ROY	1	0	2	2	0	0	0	0	0	0	1	.0	PATRICK SHARP	1	0	1	1	0	2	0	0	0	0	1	.0
JASON POMINVILLE	1	1	0	1	1	0	0	0	0	1	3	33.3	JONATHAN TOEWS	1	0	1	1	0	0	0	0	0	0	2	.0
DREW STAFFORD	1	1	0	1	0	0	0	0	1	0	4	25.0	DAVE BOLLAND	1	0	0	0	-1	0	0	0	0	0	1	.0
MAXIM AFINOGENOV	1	0	1	1	0	2	0	0	0	0	0	.0	ADAM BURISH	1	0	0	0	-1	0	0	0	0	0	0	.0
TIM CONNOLLY	1	0	1	1	1	0	0	0	0	0	1	.0	DUSTIN BYFUGLIEN	1	0	0	0	-1	4	0	0	0	0	3	.0
TONI LYDMAN	1	0	1	1	1	0	0	0	0	0	0	.0	MARTIN HAVLAT	1	0	0	0	-1	0	0	0	0	0	0	.0
BRIAN CAMPBELL	1	0	0	0	-1	0	0	0	0	0	1	.0	DUNCAN KEITH	1	0	0	0	-1	2	0	0	0	0	1	.0
PAUL GAUSTAD	1	0	0	0	0	0	0	0	0	0	3	.0	ROBERT LANG	1	0	0	0	-1	0	0	0	0	0	1	.0
JOCHEN HECHT	1	0	0	0	0	2	0	0	0	0	3	.0	MARTIN LAPOINTE	1	0	0	0	0	0	0	0	0	0	0	.0
ALES KOTALIK	1	0	0	0	0	0	0	0	0	0	1	.0	YANIC PERREAULT	1	0	0	0	0	2	0	0	0	0	0	.0
ADAM MAIR	1	0	0	0	0	0	0	0	0	0	0	.0	TUOMO RUUTU	1	0	0	0	-1	0	0	0	0	0	1	.0
NATHAN PAETSCH	1	0	0	0	1	4	0	0	0	0	0	.0	SERGEI SAMSONOV	1	0	0	0	0	0	0	0	0	0	0	.0
DANIEL PAILLE	1	0	0	0	0	2	0	0	0	0	1	.0	BRENT SEABROOK	1	0	0	0	-1	0	0	0	0	0	2	.0
ANDREW PETERS	1	0	0	0	0	0	0	0	0	0	1	.0	BRENT SOPEL	1	0	0	0	0	0	0	0	0	0	4	.0
ANDREJ SEKERA	1	0	0	0	1	2	0	0	0	0	0	.0	JAMES VANDERMEER	1	0	0	0	1	0	0	0	0	0	2	.0
JAROSLAV SPACEK	1	0	0	0	-1	2	0	0	0	0	2	.0	JAMES WISNIEWSKI	1	0	0	0	1	0	0	0	0	0	3	.0
HENRIK TALLINDER	1	0	0	0	1	0	0	0	0	0	0	.0	ANDREI ZYUZIN	1	0	0	0	0	0	0	0	0	0	1	.0

POWER PLAY: 1-5 20.0%
PENALTY KILLING: 6-6 100.0%

POWER PLAY: 0-6 .0%
PENALTY KILLING: 4-5 80.0%

GOALTENDING

SABRES	GP	MIN	GA	GAA	EN	SO	W	L	T	SHOTS	SAVE%	BLACKHAWKS	GP	MIN	GA	GAA	EN	SO	W	L	T	SHOTS	SAVE%
JOCELYN THIBAUT	0	0	0	0	0	0	0	0	0	0	.000	NIKOLAI KHABIBULIN	1	59	2	2.03	1	0	0	1	0	22	.909
RYAN MILLER	1	60	1	1.00	0	0	1	0	0	27	.963	PATRICK LALIME	0	0	0	0	0	0	0	0	0	0	.000



BUFFALO SABRES
VS. COLORADO AVALANCHE

@ BUFFALO	SABRES	AVALANCHE	ATTENDANCE	GOALTENDERS	W/T GOAL						
7 March 2007	2	3	18690	BUDAJ/ MILLER	WOJTEK WOLSKI						
@ COLORADO	SABRES	AVALANCHE	ATTENDANCE	GOALTENDERS	W/T GOAL						
GOALS BY PERIOD	1ST	2ND	3RD	OT	TOTAL	SHOTS BY PERIOD	1ST	2ND	3RD	OT	TOTAL
Sabres	1	1	0	0	2	Sabres	10	7	4	0	21
Avalanche	1	1	1	0	3	Avalanche	5	1	13	0	29

NOTE: Buffalo Sabres and Colorado Avalanche did not meet during the 2007-2008 NHL Season. Stats are from 2006-2007 NHL Season.

INDIVIDUAL SCORING

SABRES	GP	G	A	TP	+/-	PIM	PP	SH	GW	EN	S	PCTG	AVALANCHE	GP	G	A	TP	+/-	PIM	PP	SH	GW	EN	S	PCTG
NATHAN PAETSCH	1	1	0	1	2	0	0	0	0	0	2	50.0	MILAN HEJDUK	1	1	1	2	2	0	0	1	0	0	3	33.3
JASON POMINVILLE	1	1	0	1	-1	0	0	0	0	0	2	50.0	PAUL STASTNY	1	0	2	2	2	0	0	0	0	0	2	.0
DANIEL BRIERE	1	0	1	1	0	0	0	0	0	0	2	.0	BRETT MCLEAN	1	1	0	1	1	2	0	0	0	0	2	50.0
BRIAN CAMPBELL	1	0	1	1	2	0	0	0	0	0	0	.0	WOJTEK WOLSKI	1	1	0	1	1	0	0	0	1	0	4	25.0
JOCHEN HECHT	1	0	1	1	0	2	0	0	0	0	0	.0	ANDREW BRUNETTE	1	0	1	1	1	0	0	0	0	0	0	.0
ADAM MAIR	1	0	1	1	1	0	0	0	0	0	0	.0	JOE SAKIC	1	0	1	1	1	0	0	0	0	0	0	.0
CHRIS DRURY	1	0	0	0	-1	0	0	0	0	0	3	.0	KURT SAUER	1	0	1	1	1	0	0	0	0	0	0	.0
PATRICK KALETA	1	0	0	0	1	2	0	0	0	0	0	.0	TYLER ARNASON	1	0	0	0	-1	0	0	0	0	0	0	.0
DMITRI KALININ	1	0	0	0	-2	0	0	0	0	0	1	.0	BRETT CLARK	1	0	0	0	1	0	0	0	0	0	0	.0
TONI LYDMAN	1	0	0	0	0	0	0	0	0	0	1	.0	JEFF FINGER	1	0	0	0	1	0	0	0	0	0	0	.0
CLARKE MACARTHUR	1	0	0	0	1	0	0	0	0	0	1	.0	BEN GUILTE	1	0	0	0	-1	2	0	0	0	0	0	.0
TEPPO NUMMINEN	1	0	0	0	-3	0	0	0	0	0	0	.0	KEN KLEE	1	0	0	0	0	0	0	0	0	0	0	.0
DEREK ROY	1	0	0	0	-1	0	0	0	0	0	3	.0	IAN LAPERRIERE	1	0	0	0	-1	0	0	0	0	0	0	.0
MICHAEL RYAN	1	0	0	0	-1	0	0	0	0	0	0	.0	JOHN-MICHAEL LILES	1	0	0	0	0	0	0	0	0	0	0	.0
DREW STAFFORD	1	0	0	0	0	0	0	0	0	0	2	.0	SCOTT PARKER	1	0	0	0	-1	2	0	0	0	0	0	.0
HENRIK TALLINDER	1	0	0	0	0	0	0	0	0	0	0	.0	BRAD RICHARDSON	1	0	0	0	-1	0	0	0	0	0	0	.0
THOMAS VANEK	1	0	0	0	-1	0	0	0	0	0	0	.0	MARK RYCROFT	1	0	0	0	-1	0	0	0	0	0	0	.0
DAINIUS ZUBRUS	1	0	0	0	-2	0	0	0	0	0	4	.0	OSSI VAANANEN	1	0	0	0	-1	0	0	0	0	0	0	.0
POWER PLAY:	0-2.0 %												POWER PLAY:	0-1.0 %											
PENALTY KILLING:	1-1 100.0 %												PENALTY KILLING:	2-2 100.0 %											

GOALTENDING

SABRES	GP	MIN	GA	GAA	EN	SO	W	L	T	SHOTS	Save%	AVALANCHE	GP	MIN	GA	GAA	EN	SO	W	L	T	SHOTS	Save%
RYAN MILLER	1	59	3	3.05	0	0	0	1	0	29	.897	JOSE THEODORE	0	0	0	0	0	0	0	0	0	0	.000
TY CONKLIN	0	0	0	0	0	0	0	0	0	0	.000	PETER BUDAJ	1	60	2	2.00	0	0	1	0	0	21	.905



SUMMARY: WON - 0 LOST - 1 LOSSES - 0

BUFFALO SABRES VS. COLUMBUS BLUE JACKETS

@ BUFFALO SABRES BLUE JACKETS ATTENDANCE GOALTENDERS W/T GOAL
19 Oct. 2007 0 3 18690 LECLAIRE/ MILLER MICHAEL PECA

@ COLUMBUS SABRES BLUE JACKETS ATTENDANCE GOALTENDERS W/T GOAL

Sabres did not play in Columbus during the 2007-08 season

GOALS BY PERIOD	1ST	2ND	3RD	OT	TOTAL	SHOTS BY PERIOD	1ST	2ND	3RD	OT	TOTAL
Sabres	0	0	0	0	0	Sabres	9	7	5	0	21
Blue Jackets	0	2	1	0	3	Blue Jackets	10	12	7	0	29

INDIVIDUAL SCORING

SABRES	GP	G	A	TP	+/-	PIM	PP	SH	GW	EN	S	PCTG	BLUE JACKETS	GP	G	A	TP	+/-	PIM	PP	SH	GW	EN	S	PCTG	
MAXIM AFINOGENOV	1	0	0	0	-1	0	0	0	0	0	2	.0	RICK NASH	1	1	1	2	1	2	1	0	0	0	4	25.0	
BRIAN CAMPBELL	1	0	0	0	0	0	0	0	0	0	1	.0	MICHAEL PECA	1	1	1	2	2	2	0	0	1	0	1	100.0	
TIM CONNOLLY	1	0	0	0	-2	0	0	0	0	0	2	.0	NIKOLAI ZHERDEV	1	1	0	1	1	0	0	0	0	1	2	50.0	
PAUL GAUSTAD	1	0	0	0	2	0	0	0	0	0	2	.0	KRIS RUSSELL	1	0	1	1	0	0	0	0	0	0	1	.0	
JOCHEN HECHT	1	0	0	0	-1	0	0	0	0	0	3	.0	JARED BOLL	1	0	0	0	0	0	0	0	0	0	0	1	.0
DMITRI KALININ	1	0	0	0	-1	2	0	0	0	0	0	.0	GILBERT BRULE	1	0	0	0	0	0	0	0	0	0	0	0	.0
ALES KOTALIK	1	0	0	0	0	0	0	0	0	0	3	.0	JASON CHIMERA	1	0	0	0	1	2	0	0	0	0	0	2	.0
TONI LYDMAN	1	0	0	0	-2	0	0	0	0	0	0	.0	SERGEI FEDOROV	1	0	0	0	0	0	0	0	0	0	0	1	.0
ADAM MAIR	1	0	0	0	0	2	0	0	0	0	0	.0	ADAM FOOTE	1	0	0	0	0	2	0	0	0	0	0	1	.0
NATHAN PAETSCH	1	0	0	0	2	0	0	0	0	0	0	.0	CURTIS GLENCROSS	1	0	0	0	0	0	0	0	0	0	0	4	.0
DANIEL PAILLE	1	0	0	0	0	0	0	0	0	0	0	.0	RON HAINSEY	1	0	0	0	2	0	0	0	0	0	0	1	.0
JASON POMINVILLE	1	0	0	0	-1	0	0	0	0	0	1	.0	JAN HEJDA	1	0	0	0	2	0	0	0	0	0	0	2	.0
DEREK ROY	1	0	0	0	-1	2	0	0	0	0	3	.0	ROSTISLAV KLESLA	1	0	0	0	0	2	0	0	0	0	0	2	.0
MICHAEL RYAN	1	0	0	0	0	0	0	0	0	0	0	.0	MANNY MALHOTRA	1	0	0	0	0	0	0	0	0	0	0	2	.0
ANDREJ SEKERA	1	0	0	0	0	4	0	0	0	0	0	.0	JIRI NOVOTNY	1	0	0	0	0	0	0	0	0	0	0	1	.0
DREW STAFFORD	1	0	0	0	0	0	0	0	0	0	0	.0	JODY SHELLEY	1	0	0	0	0	0	0	0	0	0	0	0	.0
HENRIK TALLINDER	1	0	0	0	-1	0	0	0	0	0	1	.0	OLE-KRISTIAN TOLLEFSEN	1	0	0	0	0	2	0	0	0	0	0	1	.0
THOMAS VANEK	1	0	0	0	0	0	0	0	0	0	3	.0	DAVID VYBORNY	1	0	0	0	0	0	0	0	0	0	0	3	.0

POWER PLAY: 0-5 .0%
PENALTY KILLING: 5-6 83.3%

POWER PLAY: 1-6 16.7%
PENALTY KILLING: 5-5 100.0%

GOALTENDING

SABRES	GP	MIN	GA	GAA	EN	SO	W	L	T	SHOTS	SAVE%	BLUE JACKETS	GP	MIN	GA	GAA	EN	SO	W	L	T	SHOTS	SAVE%
JOCELYN THIBAUT	0	0	0	0	0	0	0	0	0	0	.000	PASCAL LECLAIRE	1	60	0	0	0	1	1	0	0	21	1.000
RYAN MILLER	1	59	2	2.03	1	0	0	1	0	28	.929	FREDRIK NORRENA	0	0	0	0	0	0	0	0	0	0	.000



BUFFALO SABRES
vs. DALLAS STARS

@ BUFFALO **SABRES** **STARS** **ATTENDANCE** **GOALTENDERS** **W/T GOAL**
Stars did not play in Buffalo during the 2007-08 season

@ STARS **SABRES** **STARS** **ATTENDANCE** **GOALTENDERS** **W/T GOAL**
24 Jan. 2008 2 1 18532 TURCO/ MILLER DEREK ROY

GOALS BY PERIOD	1ST	2ND	3RD	OT	TOTAL	SHOTS BY PERIOD	1ST	2ND	3RD	OT	TOTAL
Sabres	1	0	1	0	2	Sabres	6	6	7	0	19
Stars	0	1	0	0	1	Stars	9	7	10	0	26

INDIVIDUAL SCORING

SABRES	GP	G	A	TP	+/-	PIM	PP	SH	GW	EN	S	PCTG	STARS	GP	G	A	TP	+/-	PIM	PP	SH	GW	EN	S	PCTG	
DEREK ROY	1	2	0	2	1	0	0	0	1	0	5	40.0	STU BARNES	1	1	0	1	1	0	0	0	0	0	1	100.0	
DREW STAFFORD	1	0	2	2	1	2	0	0	0	0	1	.0	MATT NISKANEN	1	0	1	1	-1	2	0	0	0	0	3	.0	
THOMAS VANEK	1	0	2	2	1	0	0	0	0	0	4	.0	MATTIAS NORSTROM	1	0	1	1	-1	0	0	0	0	1	0	.0	
BRIAN CAMPBELL	1	0	0	0	-1	0	0	0	0	0	0	.0	KRYS BARCH	1	0	0	0	1	17	0	0	0	0	1	.0	
PAUL GAUSTAD	1	0	0	0	0	0	0	0	0	0	1	.0	TREVOR DALEY	1	0	0	0	0	0	0	0	0	0	2	.0	
JOCHEN HECHT	1	0	0	0	0	0	0	0	0	0	3	.0	LOUI ERIKSSON	1	0	0	0	-2	0	0	0	0	0	3	.0	
PATRICK KALETA	1	0	0	0	0	0	0	0	0	0	0	.0	MARK FISTRIC	1	0	0	0	0	2	0	0	0	0	0	.0	
DMITRI KALININ	1	0	0	0	0	2	0	0	0	0	0	.0	NICKLAS GROSSMAN	1	0	0	0	0	0	0	0	0	0	0	0	.0
ALES KOTALIK	1	0	0	0	0	0	0	0	0	0	1	.0	NIKLAS HAGMAN	1	0	0	0	0	0	0	0	0	0	3	.0	
TONI LYDMAN	1	0	0	0	2	0	0	0	0	0	1	.0	JEFF HALPERN	1	0	0	0	0	0	0	0	0	0	0	.0	
CLARKE MACARTHUR	1	0	0	0	0	2	0	0	0	0	0	.0	JUSSI JOKINEN	1	0	0	0	0	2	0	0	0	0	4	.0	
ADAM MAIR	1	0	0	0	0	2	0	0	0	0	0	.0	JOEL LUNDQVIST	1	0	0	0	1	0	0	0	0	0	0	.0	
RYAN MILLER	1	0	0	0	0	2	0	0	0	0	0	.0	ANTTI MIETTINEN	1	0	0	0	0	0	0	0	0	0	1	.0	
DANIEL PAILLE	1	0	0	0	0	0	0	0	0	0	0	.0	MIKE MODANO	1	0	0	0	0	0	0	0	0	0	3	.0	
ANDREW PETERS	1	0	0	0	0	5	0	0	0	0	1	.0	BRENDEN MORROW	1	0	0	0	-1	0	0	0	0	0	1	.0	
JASON POMINVILLE	1	0	0	0	0	0	0	0	0	0	1	.0	STEVE OTT	1	0	0	0	-1	0	0	0	0	0	1	.0	
NOLAN PRATT	1	0	0	0	-1	0	0	0	0	0	0	.0	MIKE RIBEIRO	1	0	0	0	-2	0	0	0	0	0	0	.0	
JAROSLAV SPACEK	1	0	0	0	0	0	0	0	0	0	1	.0	STEPHANE ROBIDAS	1	0	0	0	0	0	0	0	0	0	3	.0	
HENRIK TALLINDER	1	0	0	0	2	2	0	0	0	0	0	.0														
POWER PLAY:	0-4 .0%												POWER PLAY:	0-6 .0%												
PENALTY KILLING:	6-6 100.0%												PENALTY KILLING:	4-4 100.0%												

GOALTENDING

SABRES	GP	MIN	GA	GAA	EN	SO	W	L	T	SHOTS	SAVE%	STARS	GP	MIN	GA	GAA	EN	SO	W	L	T	SHOTS	SAVE%
JOCELYN THIBAUT	0	0	0	0	0	0	0	0	0	0	.000	MARTY TURCO	1	59	2	2.03	0	0	0	1	0	19	.895
RYAN MILLER	1	60	1	1.00	0	0	1	0	0	26	.962	MIKE SMITH	0	0	0	0	0	0	0	0	0	0	.000



SUMMARY: Won - 0 Lost - 1 OT Losses - 0

BUFFALO SABRES VS. DETROIT REDWINGS

@ BUFFALO SABRES REDWINGS ATTENDANCE GOALTENDERS W/T GOAL
2 March 2008 2 4 18690 HASEK/ MILLER JOHAN FRANZEN

@ DETROIT SABRES REDWINGS ATTENDANCE GOALTENDERS W/T GOAL
Sabres did not play in Detroit during the 2007-08 season

GOALS BY PERIOD	1ST	2ND	3RD	OT	TOTAL	SHOTS BY PERIOD	1ST	2ND	3RD	OT	TOTAL
Sabres	1	0	1	0	2	Sabres	9	7	8	0	24
Redwings	1	2	1	0	4	Redwings	18	12	9	0	39

INDIVIDUAL SCORING

SABRES	GP	G	A	TP	+/-	PIM	PP	SH	GW	EN	S	PCTG	REDWINGS	GP	G	A	TP	+/-	PIM	PP	SH	GW	EN	S	PCTG
PATRICK KALETA	1	1	0	1	1	2	0	0	0	0	1	100.0	VALTERI FILPPULA	1	1	1	2	1	2	1	0	0	0	2	50.0
JASON POMINVILLE	1	1	0	1	0	0	1	0	0	0	8	12.5	JOHAN FRANZEN	1	1	1	2	1	0	0	0	1	0	5	20.0
MAXIM AFINOGENOV	1	0	1	1	-1	2	0	0	0	0	3	.0	NIKLAS KRONVALL	1	0	2	2	3	2	0	0	0	0	3	.0
ADAM MAIR	1	0	1	1	1	0	0	0	0	0	2	.0	DALLAS DRAKE	1	1	0	1	1	0	0	0	0	0	2	50.0
DREW STAFFORD	1	0	1	1	-1	2	0	0	0	0	2	.0	KIRK MALTBY	1	1	0	1	2	2	0	0	0	0	1	100.0
STEVE BERNIER	1	0	0	0	-1	0	0	0	0	0	0	.0	PAVEL DATSYUK	1	0	1	1	1	0	0	0	0	0	3	.0
TIM CONNOLLY	1	0	0	0	0	0	0	0	0	0	1	.0	KRIS DRAPER	1	0	1	1	1	2	0	0	0	0	0	.0
PAUL GAUSTAD	1	0	0	0	0	0	0	0	0	0	1	.0	JIRI HUDLER	1	0	1	1	-1	0	0	0	0	0	1	.0
DMITRI KALININ	1	0	0	0	-1	2	0	0	0	0	0	.0	MIKAEL SAMUELSSON	1	0	1	1	1	0	0	0	0	0	8	.0
ALES KOTALIK	1	0	0	0	0	0	0	0	0	0	1	.0	AARON DOWNEY	1	0	0	0	-1	0	0	0	0	0	0	.0
TONI LYDMAN	1	0	0	0	-2	2	0	0	0	0	1	.0	JONATHAN ERICSSON	1	0	0	0	0	0	0	0	0	0	1	.0
NATHAN PAETSCH	1	0	0	0	1	0	0	0	0	0	0	.0	TOMAS HOLMSTROM	1	0	0	0	0	0	0	0	0	0	3	.0
DANIEL PAILLE	1	0	0	0	0	0	0	0	0	0	2	.0	TOMAS KOPECKY	1	0	0	0	-1	0	0	0	0	0	2	.0
NOLAN PRATT	1	0	0	0	1	0	0	0	0	0	0	.0	BRETT LEBDA	1	0	0	0	0	0	0	0	0	0	0	.0
DEREK ROY	1	0	0	0	-3	2	0	0	0	0	0	.0	ANDREAS LILJA	1	0	0	0	0	0	0	0	0	0	1	.0
JAROSLAV SPACEK	1	0	0	0	-1	0	0	0	0	0	0	.0	DEREK MEECH	1	0	0	0	-1	0	0	0	0	0	2	.0
HENRIK TALLINDER	1	0	0	0	-2	0	0	0	0	0	1	.0	BRAD STUART	1	0	0	0	2	2	0	0	0	0	2	.0
THOMAS VANEK	1	0	0	0	-2	0	0	0	0	0	1	.0	HENRIK ZETTERBERG	1	0	0	0	1	2	0	0	0	0	3	.0

POWER PLAY: 1-5 20.0%
PENALTY KILLING: 4-5 80.0%

POWER PLAY: 8-44 18.2%
PENALTY KILLING: 36-44 81.8%

GOALTENDING

SABRES	GP	MIN	GA	GAA	EN	SO	W	L	T	SHOTS	SAVE%	REDWINGS	GP	MIN	GA	GAA	EN	SO	W	L	T	SHOTS	SAVE%
JOCELYN THIBAUT	0	0	0	0	0	0	0	0	0	0	.000	DOMINIK HASEK	1	60	2	2.00	0	0	1	0	0	24	.917
RYAN MILLER	1	59	4	4.07	0	0	0	1	0	39	.897	CHRIS OSGOOD	0	0	0	0	0	0	0	0	0	0	.000



BUFFALO SABRES
VS. EDMONTON OILERS

@ BUFFALO	SABRES	OILERS	ATTENDANCE	GOALTENDERS	W/T GOAL
15 Feb. 2007	2	1	18690	ROLOSON/ MILLER	DANIEL BRIERE

@ EDMONTON	SABRES	OILERS	ATTENDANCE	GOALTENDERS	W/T GOAL
-------------------	---------------	---------------	-------------------	--------------------	-----------------

GOALS BY PERIOD	1ST	2ND	3RD	OT	TOTAL	SHOTS BY PERIOD	1ST	2ND	3RD	OT	TOTAL
Sabres	0	1	0	1	2	Sabres	5	15	10	1	31
Oilers	1	0	0	0	1	Oilers	5	12	11	0	28

NOTE: Buffalo Sabres and Edmonton Oilers did not meet during the 2007-2008 NHL Season. Stats are from 2006-2007 NHL Season.

INDIVIDUAL SCORING

SABRES	GP	G	A	TP	+/-	PIM	PP	SH	GW	EN	S	Pctg	OILERS	GP	G	A	TP	+/-	PIM	PP	SH	GW	EN	S	Pctg	
MAXIM AFINOGENOV	1	1	0	1	1	0	0	0	0	0	2	50.0	SHAWN HORCOFF	1	1	0	1	-1	2	0	0	0	0	8	12.5	
DANIEL BRIERE	1	1	0	1	2	0	0	0	1	0	5	20.0	ALES HEMSKY	1	0	1	1	0	0	0	0	0	0	1	.0	
JOCHEN HECHT	1	0	1	1	1	0	0	0	0	0	4	.0	RYAN SMYTH	1	0	1	1	0	0	0	0	0	0	5	.0	
DMITRI KALININ	1	0	1	1	0	0	0	0	0	0	3	.0	MARC-ANDRE BERGERON	1	0	0	0	-1	2	0	0	0	0	1	.0	
HENRIK TALLINDER	1	0	1	1	1	2	0	0	0	0	0	.0	MATT GREENE	1	0	0	0	-1	0	0	0	0	0	0	.0	
THOMAS VANEK	1	0	1	1	1	0	0	0	0	0	3	.0	JAN HEJDA	1	0	0	0	0	0	0	0	0	0	0	2	.0
BRIAN CAMPBELL	1	0	0	0	0	0	0	0	0	0	0	.0	JOFFREY LUPUL	1	0	0	0	0	0	0	0	0	0	0	1	.0
CHRIS DRURY	1	0	0	0	0	0	0	0	0	0	3	.0	PETR NEDVED	1	0	0	0	0	0	0	0	0	0	0	0	.0
ALES KOTALIK	1	0	0	0	-1	0	0	0	0	0	2	.0	TOBY PETERSEN	1	0	0	0	-2	0	0	0	0	0	0	1	.0
TONI LYDMAN	1	0	0	0	1	0	0	0	0	0	2	.0	MARC-ANTOINE POULIOT	1	0	0	0	0	0	0	0	0	0	0	0	.0
ADAM MAIR	1	0	0	0	-1	0	0	0	0	0	1	.0	MARTY REASONER	1	0	0	0	0	0	0	0	0	0	0	0	.0
JIRI NOVOTNY	1	0	0	0	-1	0	0	0	0	0	1	.0	LADISLAV SMID	1	0	0	0	1	0	0	0	0	0	0	.0	
TEPPO NUMMINEN	1	0	0	0	0	0	0	0	0	0	0	.0	JASON SMITH	1	0	0	0	-1	0	0	0	0	0	0	1	.0
NATHAN PAETSCH	1	0	0	0	0	0	0	0	0	0	1	.0	STEVE STAIOS	1	0	0	0	1	0	0	0	0	0	0	2	.0
DANIEL PAILLE	1	0	0	0	0	0	0	0	0	0	2	.0	ZACHERY STORTINI	1	0	0	0	0	7	0	0	0	0	0	0	.0
ANDREW PETERS	1	0	0	0	0	5	0	0	0	0	0	.0	PETR SYKORA	1	0	0	0	0	0	0	0	0	0	0	1	.0
JASON POMINVILLE	1	0	0	0	0	0	0	0	0	0	2	.0	PATRICK THORESEN	1	0	0	0	0	0	0	0	0	0	0	1	.0
DEREK ROY	1	0	0	0	0	0	0	0	0	0	0	.0	RAFFI TORRES	1	0	0	0	0	0	0	0	0	0	0	4	.0

POWER PLAY: 0-3 0.0%
PENALTY KILLING: 1-1 100.0%

POWER PLAY: 0-1 0.0%
PENALTY KILLING: 3-3 100.0%

GOALTENDING

SABRES	GP	MIN	GA	GAA	EN	SO	W	L	T	SHOTS	Save%	OILERS	GP	MIN	GA	GAA	EN	SO	W	L	T	SHOTS	Save%
MARTIN BIRON	0	0	0	0	0	0	0	0	0	0	.000	DWAYNE ROLOSON	1	61	2	1.97	0	0	0	0	1	31	.935
RYAN MILLER	1	61	1	.98	0	0	1	0	0	28	.964	JUSSI MARKKANEN	0	0	0	0	0	0	0	0	0	0	.000
												JEFF DESLAURIERS	0	0	0	0	0	0	0	0	0	0	.000



SUMMARY: Won - 3 Lost - 1 OT Losses - 0

BUFFALO SABRES vs. FLORIDA PANTHERS

@ BUFFALO	SABRES	PANTHERS	ATTENDANCE	GOALTENDERS	W/T GOAL
2 Nov. 2007	2	4	18690	VOKOUN/ THIBAUT	RICHARD ZEDNIK
10 Feb. 2008	5	3	18690	ANDERSON/ MILLER	THOMAS VANEK

@ FLORIDA	SABRES	PANTHERS	ATTENDANCE	GOALTENDERS	W/T GOAL
26 Oct. 2007	4	2	15842	VOKOUN/ MILLER	DREW STAFFORD
30 Jan. 2008	1	0	14024	VOKOUN/ MILLER	THOMAS VANEK

GOALS BY PERIOD	1ST	2ND	3RD	OT	TOTAL	SHOTS BY PERIOD	1ST	2ND	3RD	OT	TOTAL
Sabres	1	5	6	0	12	Sabres	46	47	40	0	133
Panthers	4	4	1	0	9	Panthers	23	56	37	0	116

INDIVIDUAL SCORING

SABRES	GP	G	A	TP	+/-	PIM	PP	SH	GW	EN	S	PCTG
JASON POMINVILLE	4	1	5	6	1	0	0	0	0	0	15	6.7
THOMAS VANEK	4	3	2	5	-7	2	3	0	2	0	25	12.0
DEREK ROY	4	2	2	4	-5	0	2	0	0	0	11	18.2
BRIAN CAMPBELL	4	0	3	3	-3	0	0	0	0	0	6	.0
JOCHEN HECHT	4	2	0	2	1	4	0	0	0	0	16	12.5
HENRIK TALLINDER	4	0	2	2	0	2	0	0	0	0	6	.0
PATRICK KALETA	2	1	0	1	1	0	0	0	0	0	2	50.0
ALES KOTALIK	3	1	0	1	0	0	1	0	0	0	6	16.7
DREW STAFFORD	3	1	0	1	1	0	0	0	1	0	4	25.0
DANIEL PAILLE	4	1	0	1	1	0	0	1	0	0	5	20.0
ANDREW PETERS	2	0	1	1	1	10	0	0	0	0	2	.0
ANDREJ SEKERA	2	0	1	1	-3	0	0	0	0	0	0	.0
JAROSLAV SPACEK	2	0	1	1	0	4	0	0	0	0	5	.0
TIM CONNOLLY	3	0	1	1	0	0	0	0	0	0	3	.0
NOLAN PRATT	3	0	1	1	0	2	0	0	0	0	4	.0
ADAM MAIR	4	0	1	1	1	7	0	0	0	0	3	.0
MIKE WEBER	1	0	0	0	0	2	0	0	0	0	0	.0
MAXIM AFINOGENOV	2	0	0	0	-5	0	0	0	0	0	5	.0
DMITRI KALININ	2	0	0	0	1	2	0	0	0	0	1	.0
CLARKE MACARTHUR	2	0	0	0	1	0	0	0	0	0	2	.0
NATHAN PAETSCH	2	0	0	0	-1	2	0	0	0	0	2	.0
MICHAEL RYAN	3	0	0	0	0	0	0	0	0	0	2	.0
PAUL GAUSTAD	4	0	0	0	-1	5	0	0	0	0	6	.0
TONI LYDMAN	4	0	0	0	0	2	0	0	0	0	2	.0

POWER PLAY: 6-16 37.5%
PENALTY KILLING: 11-11 100.0%

PANTHERS	GP	G	A	TP	+/-	PIM	PP	SH	GW	EN	S	PCTG
NATHAN HORTON	4	1	3	4	1	0	0	0	0	0	11	9.1
JOZEF STUMPEL	3	1	2	3	2	0	0	0	0	0	7	14.3
STEPHEN WEISS	4	0	3	3	2	0	0	0	0	0	6	.0
OLLI JOKINEN	4	2	0	2	1	2	0	0	0	0	14	14.3
RICHARD ZEDNIK	4	2	0	2	2	2	0	0	1	0	10	20.0
VILLE PELTONEN	3	1	1	2	0	4	0	0	0	0	3	33.3
JAY BOUWMEESTER	4	0	2	2	2	2	0	0	0	0	11	.0
BRETT MCLEAN	4	0	2	2	1	2	0	0	0	0	9	.0
RADEK DVORAK	3	1	0	1	1	2	0	0	0	0	8	12.5
BRANISLAV MEZEI	4	1	0	1	0	6	0	0	0	0	3	33.3
DAVID BOOTH	4	0	1	1	-1	0	0	0	0	0	9	.0
GREGORY CAMPBELL	4	0	1	1	1	13	0	0	0	0	3	.0
DAVID BRINE	1	0	0	0	0	0	0	0	0	0	0	.0
JASSEN CULLIMORE	2	0	0	0	0	0	0	0	0	0	1	.0
TANNER GLASS	2	0	0	0	0	0	0	0	0	0	2	.0
MIKE VAN RYN	2	0	0	0	1	0	0	0	0	0	0	.0
BRYAN ALLEN	4	0	0	0	4	2	0	0	0	0	3	.0
KAMIL KREPS	4	0	0	0	0	0	0	0	0	0	6	.0
STEVE MONTADOR	4	0	0	0	-1	5	0	0	0	0	2	.0
CORY MURPHY	4	0	0	0	-1	0	0	0	0	0	5	.0
RUSLAN SALEI	4	0	0	0	0	2	0	0	0	0	3	.0

POWER PLAY: 0-11 .0%
PENALTY KILLING: 10-16 62.5%

GOALTENDING

SABRES	GP	MIN	GA	GAA	EN	SO	W	L	T	SHOTS	SAVE%
JOCELYN THIBAUT	1	58	4	4.14	0	0	0	1	0	24	.833
RYAN MILLER	3	180	5	1.67	0	1	3	0	0	92	.946


PANTHERS	GP	MIN	GA	GAA	EN	SO	W	L	T	SHOTS	SAVE%
TOMAS VOKOUN	3	179	7	2.35	0	0	1	2	0	102	.931
CRAIG ANDERSON	1	59	5	5.08	0	0	0	1	0	31	.839



REGULAR SEASON

2007.2008

SUMMARY: Won - 0 Lost - 1 OT Losses - 0



BUFFALO SABRES vs. LOS ANGELES KINGS

@ BUFFALO **SABRES** **KINGS** **ATTENDANCE** **GOALTENDERS** **W/T GOAL**
Kings did not play in Buffalo during the 2007-08 season

@ LOS ANGELES **SABRES** **KINGS** **ATTENDANCE** **GOALTENDERS** **W/T GOAL**
6 Dec. 2007 2 8 15980 QUICK/ THIBAUT/MILLER TOM PREISSING

GOALS BY PERIOD	1ST	2ND	3RD	OT	TOTAL	SHOTS BY PERIOD	1ST	2ND	3RD	OT	TOTAL
Sabres	0	1	1	0	2	Sabres	5	6	6	0	17
Kings	4	3	1	0	8	Kings	14	12	7	0	33

INDIVIDUAL SCORING

SABRES	GP	G	A	TP	+/-	PIM	PP	SH	GW	EN	S	PCTG	KINGS	GP	G	A	TP	+/-	PIM	PP	SH	GW	EN	S	PCTG	
DREW STAFFORD	1	1	1	2	1	2	0	0	0	0	2	50.0	ANZE KOPITAR	1	0	4	4	3	0	0	0	0	0	2	.0	
DEREK ROY	1	0	2	2	1	2	0	0	0	0	1	.0	DUSTIN BROWN	1	2	1	3	4	0	1	0	0	0	4	50.0	
THOMAS VANEK	1	1	0	1	1	0	0	0	0	0	1	100.0	TOM PREISSING	1	2	1	3	0	0	2	0	1	0	3	66.7	
MAXIM AFINOGENOV	1	0	0	0	-1	0	0	0	0	0	0	.0	MIKE CAMMALLERI	1	1	2	3	2	2	0	0	0	0	3	33.3	
BRIAN CAMPBELL	1	0	0	0	-2	0	0	0	0	0	1	.0	DEREK ARMSTRONG	1	1	1	2	-2	2	1	0	0	0	4	25.0	
TIM CONNOLLY	1	0	0	0	-1	0	0	0	0	0	1	.0	LADISLAV NAGY	1	0	2	2	-2	2	0	0	0	0	1	.0	
PAUL GAUSTAD	1	0	0	0	-2	0	0	0	0	0	0	.0	MICHAL HANDZUS	1	1	0	1	2	0	0	1	0	0	1	100.0	
JOCHEN HECHT	1	0	0	0	-1	2	0	0	0	0	1	.0	JAROSLAV MODRY	1	1	0	1	2	0	0	0	0	0	1	100.0	
ALES KOTALIK	1	0	0	0	-2	0	0	0	0	0	0	.0	JACK JOHNSON	1	0	1	1	1	0	0	0	0	0	0	.0	
TONI LYDMAN	1	0	0	0	-2	0	0	0	0	0	0	.0	BRAD STUART	1	0	1	1	-1	0	0	0	0	0	3	.0	
ADAM MAIR	1	0	0	0	0	4	0	0	0	0	1	.0	LUBOMIR VISNOVSKY	1	0	1	1	1	0	0	0	0	0	1	.0	
NATHAN PAETSCH	1	0	0	0	2	2	0	0	0	0	2	.0	ROB BLAKE	1	0	0	0	1	0	0	0	0	0	1	.0	
DANIEL PAILLE	1	0	0	0	-1	0	0	0	0	0	0	.0	KYLE CALDER	1	0	0	0	0	0	0	0	0	0	0	1	.0
JASON POMINVILLE	1	0	0	0	0	0	0	0	0	0	4	.0	GABE GAUTHIER	1	0	0	0	0	0	0	0	0	0	2	.0	
NOLAN PRATT	1	0	0	0	1	0	0	0	0	0	0	.0	RAITIS IVANANS	1	0	0	0	0	2	0	0	0	0	0	.0	
MICHAEL RYAN	1	0	0	0	-1	0	0	0	0	0	2	.0	PATRICK O'SULLIVAN	1	0	0	0	-2	0	0	0	0	0	5	.0	
ANDREJ SEKERA	1	0	0	0	-2	0	0	0	0	0	0	.0	BRIAN WILLSIE	1	0	0	0	0	0	0	0	0	0	0	.0	
JAROSLAV SPACEK	1	0	0	0	-1	2	0	0	0	0	1	.0	JOHN ZEILER	1	0	0	0	0	2	0	0	0	0	1	.0	

POWER PLAY: 0-4 .0%
PENALTY KILLING: 2-6 33.3%

POWER PLAY: 4-6 66.7%
PENALTY KILLING: 4-4 100.0%

GOALTENDING

SABRES	GP	MIN	GA	GAA	EN	SO	W	L	T	SHOTS	SAVE%	KINGS	GP	MIN	GA	GAA	EN	SO	W	L	T	SHOTS	SAVE%
JOCELYN THIBAUT	1	20	4	12.00	0	0	0	1	0	14	.714	JONATHAN QUICK	1	60	2	2.00	0	0	1	0	0	17	.882
RYAN MILLER	1	40	4	6.00	0	0	0	0	0	19	.789												



SUMMARY: Won - 0 Lost - 1 OT Losses - 0

BUFFALO SABRES vs. MINNESOTA WILD

@ BUFFALO SABRES WILD ATTENDANCE GOALTENDERS W/T GOAL
9 March 2007 1 5 18690 HARDING/ MILLER/CONKLIN DOMINIC MOORE

@ MINNESOTA SABRES WILD ATTENDANCE GOALTENDERS W/T GOAL

GOALS BY PERIOD	1ST	2ND	3RD	OT	TOTAL	SHOTS BY PERIOD	1ST	2ND	3RD	OT	TOTAL
Sabres	0	0	1	0	1	Sabres	13	14	9	0	36
Wild	2	0	3	0	5	Wild	6	11	14	0	31

NOTE: Buffalo Sabres and Minnesota Wild did not meet during the 2007-2008 NHL Season. Stats are from 2006-2007 NHL Season.

INDIVIDUAL SCORING

SABRES	GP	G	A	TP	+/-	PIM	PP	SH	GW	EN	S	PCTG	WILD	GP	G	A	TP	+/-	PIM	PP	SH	GW	EN	S	PCTG	
MICHAEL RYAN	1	1	0	1	1	0	0	0	0	0	1	100.0	DOMINIC MOORE	1	2	0	2	3	0	0	0	1	0	5	40.0	
DANIEL BRIERE	1	0	0	0	-3	0	0	0	0	0	10	.0	BRENT BURNS	1	0	2	2	3	0	0	0	0	0	1	.0	
BRIAN CAMPBELL	1	0	0	0	-1	0	0	0	0	0	1	.0	KEITH CARNEY	1	1	0	1	3	0	0	0	0	0	1	100.0	
CHRIS DRURY	1	0	0	0	0	0	0	0	0	0	2	.0	PAVOL DEMITRA	1	1	0	1	2	0	0	0	0	0	4	25.0	
JOCHEN HECHT	1	0	0	0	-2	0	0	0	0	0	5	.0	TODD WHITE	1	1	0	1	1	0	0	1	0	0	2	50.0	
PATRICK KALETA	1	0	0	0	0	5	0	0	0	0	0	.0	PIERRE-MARC BOUCHARD	1	0	1	1	1	2	0	0	0	0	0	.0	
DMITRI KALININ	1	0	0	0	-1	0	0	0	0	0	2	.0	MARIAN GABORIK	1	0	1	1	3	2	0	0	0	0	0	9	.0
TONI LYDMAN	1	0	0	0	-1	0	0	0	0	0	1	.0	MIKKO KOIVU	1	0	1	1	0	0	0	0	0	0	0	0	.0
CLARKE MACARTHUR	1	0	0	0	0	0	0	0	0	0	3	.0	BRANKO RADIVOJEVIC	1	0	1	1	0	0	0	0	0	0	0	1	.0
ADAM MAIR	1	0	0	0	0	0	0	0	0	0	2	.0	BRIAN ROLSTON	1	0	1	1	1	0	0	0	0	0	0	2	.0
TEPPO NUMMINEN	1	0	0	0	-1	0	0	0	0	0	0	.0	MARTIN SKOULA	1	0	1	1	1	0	0	0	0	0	0	2	.0
NATHAN PAETSCH	1	0	0	0	-1	0	0	0	0	0	1	.0	ADAM HALL	1	0	0	0	0	0	0	0	0	0	0	1	.0
JASON POMINVILLE	1	0	0	0	-3	0	0	0	0	0	2	.0	KIM JOHNSSON	1	0	0	0	1	0	0	0	0	0	0	0	.0
DEREK ROY	1	0	0	0	-2	2	0	0	0	0	1	.0	PETTERI NUMMELIN	1	0	0	0	0	0	0	0	0	0	0	1	.0
DREW STAFFORD	1	0	0	0	-1	0	0	0	0	0	2	.0	MARK PARRISH	1	0	0	0	0	0	0	0	0	0	0	0	.0
HENRIK TALLINDER	1	0	0	0	-1	0	0	0	0	0	0	.0	NICK SCHULTZ	1	0	0	0	0	2	0	0	0	0	0	0	.0
THOMAS VANEK	1	0	0	0	-3	0	0	0	0	0	0	.0	WYATT SMITH	1	0	0	0	0	2	0	0	0	0	0	1	.0
DAINIUS ZUBRUS	1	0	0	0	-1	0	0	0	0	0	3	.0	STEPHANE VEILLEUX	1	0	0	0	0	5	0	0	0	0	0	1	.0

POWER PLAY: 0-3 .0%
PENALTY KILLING: 0-0 .0%

POWER PLAY: 0-0 .0%
PENALTY KILLING: 3-3 100.0%

GOALTENDING

SABRES	GP	MIN	GA	GAA	EN	SO	W	L	T	SHOTS	SAVE%	WILD	GP	MIN	GA	GAA	EN	SO	W	L	T	SHOTS	SAVE%
RYAN MILLER	1	48	4	5.00	0	0	0	1	0	22	.818	JOSH HARDING	1	60	1	1.00	0	0	1	0	0	36	.972
TY CONKLIN	1	12	1	5.0	0	0	0	0	0	9	.889												



BUFFALO SABRES
vs. MONTREAL CANADIENS



@ BUFFALO	SABRES	CANADIENS	ATTENDANCE
16 Nov. 2007	4	1	18690
23 Nov. 2007	4	2	18690
29 Feb. 2008	2	6	18690
28 March 2008	3	4	18690

GOALTENDERS
HUET/ MILLER
PRICE/ MILLER
PRICE/ MILLER
PRICE/ MILLER

W/T GOAL
DANIEL PAILLE
THOMAS VANEK
TOMAS PLEKANEC
CHRIS HIGGINS

@ MONTREAL	SABRES	CANADIENS	ATTENDANCE
20 Oct. 2007	2	4	21273
5 Nov. 2007	0	2	21273
24 Nov. 2007	3	0	21273
3 April 2008	1	3	21273

GOALTENDERS
HUET/ MILLER
HUET/ MILLER
HUET/ THIBAUT
PRICE/ MILLER

W/T GOAL
ROMAN HAMRLIK
TOMAS PLEKANEC
JAROSLAV SPACEK
BRYAN SMOLINSKI

GOALS BY PERIOD	1ST	2ND	3RD	OT	TOTAL	SHOTS BY PERIOD	1ST	2ND	3RD	OT	TOTAL
Sabres	4	8	7	0	19	Sabres	82	85	83	0	250
Canadiens	5	8	8	1	22	Canadiens	75	80	69	2	226

INDIVIDUAL SCORING

SABRES	GP	G	A	TP	+/-	PIM	PP	SH	GW	EN	S	PCTG
DEREK ROY	8	2	7	9	-1	4	1	0	0	0	28	7.1
THOMAS VANEK	8	3	5	8	0	10	2	0	1	0	24	12.5
JASON POMINVILLE	8	0	5	5	-2	0	0	0	0	0	8	.0
TIM CONNOLLY	5	2	2	4	0	0	1	0	0	0	13	15.4
BRIAN CAMPBELL	5	0	4	4	1	2	0	0	0	0	7	.0
DANIEL PAILLE	8	3	0	3	-1	2	0	0	1	1	14	21.4
JAROSLAV SPACEK	5	1	2	3	3	0	1	0	1	0	12	8.3
CLARKE MACARTHUR	3	2	0	2	4	0	0	0	0	0	4	50.0
DREW STAFFORD	6	2	0	2	1	6	0	0	0	0	13	15.4
JOCHEN HECHT	7	1	1	2	0	4	0	0	0	1	24	4.2
NATHAN PAETSD	7	1	1	2	-3	2	0	0	0	0	6	16.7
PAUL GAUSTAD	8	1	1	2	-3	16	1	0	0	0	14	7.1
ALES KOTALIK	8	1	1	2	-2	8	1	0	0	0	19	5.3
MAXIM AFINOGENOV	8	0	2	2	-1	4	0	0	0	0	10	.0
MICHAEL RYAN	4	0	1	1	-1	2	0	0	0	0	8	.0
ANDREJ SEKERA	4	0	1	1	-1	4	0	0	0	0	4	.0
NOLAN PRATT	6	0	1	1	1	7	0	0	0	0	1	.0
DMITRI KALININ	2	0	0	0	-1	0	0	0	0	0	2	.0
STEVE BERNIER	3	0	0	0	-1	0	0	0	0	0	7	.0
PATRICK KALETA	3	0	0	0	0	2	0	0	0	0	4	.0
ANDREW PETERS	3	0	0	0	0	0	0	0	0	0	0	.0
MIKE WEBER	3	0	0	0	0	0	0	0	0	0	4	.0
ADAM MAIR	5	0	0	0	0	4	0	0	0	0	5	.0
TONI LYDMAN	8	0	0	0	-2	2	0	0	0	0	9	.0
HENRIK TALLINDER	8	0	0	0	-2	6	0	0	0	0	10	.0

CANADIENS	GP	G	A	TP	+/-	PIM	PP	SH	GW	EN	S	PCTG
MARK STREIT	8	1	8	9	-3	2	0	0	0	0	16	6.3
TOMAS PLEKANEC	8	7	1	8	2	6	4	0	2	0	21	33.3
ALEX KOVALEV	8	1	5	6	0	8	0	0	0	0	20	5.0
CHRIS HIGGINS	8	4	1	5	-5	0	2	0	1	1	24	16.7
BRYAN SMOLINSKI	8	4	1	5	3	0	1	0	1	1	15	26.7
ROMAN HAMRLIK	8	1	4	5	-1	4	1	0	1	0	16	6.3
ANDREI KOSTITSYN	7	1	3	4	5	2	0	0	0	0	13	7.7
MIKHAIL GRABOVSKI	3	0	4	4	1	2	0	0	0	0	2	.0
MICHAEL RYDER	7	1	1	2	-1	2	0	0	0	0	12	8.3
SAKU KOIVU	7	0	2	2	-5	6	0	0	0	0	9	.0
ANDREI MARKOV	8	0	2	2	4	2	0	0	0	0	9	.0
SERGEI KOSTITSYN	3	1	0	1	0	4	0	0	0	0	7	14.3
KYLE CHIPCHURA	5	1	0	1	1	2	0	0	0	0	4	25.0
RYAN O'BYRNE	3	0	1	1	3	2	0	0	0	0	1	.0
FRANCIS BOUILLON	5	0	1	1	0	0	0	0	0	0	1	.0
STEVE BEGIN	7	0	1	1	3	2	0	0	0	0	9	.0
MATT D'AGOSTINI	1	0	0	0	0	2	0	0	0	0	0	.0
MAXIM LAPIERRE	3	0	0	0	-2	4	0	0	0	0	5	.0
JOSH GORGES	5	0	0	0	0	2	0	0	0	0	2	.0
PATRICE BRISEBOIS	6	0	0	0	0	6	0	0	0	0	4	.0
MATHIEU DANDENAU	6	0	0	0	0	0	0	0	0	0	8	.0
MICHAEL KOMISAREK	6	0	0	0	2	4	0	0	0	0	8	.0
TOM KOSTOPOULOS	7	0	0	0	2	8	0	0	0	0	9	.0
GUILLAUME LATENDRESSE	7	0	0	0	-1	5	0	0	0	0	11	.0

POWER PLAY: 7-32 21.9%
PENALTY KILLING: 20-28 71.4%

POWER PLAY: 8-28 28.6%
PENALTY KILLING: 25-32 78.1%

GOALTENDING

SABRES	GP	MIN	GA	GAA	EN	SO	W	L	T	SHOTS	SAVE%
JOCELYN THIBAUT	1	60	0	0	0	1	1	0	0	24	1.000
RYAN MILLER	7	420	20	2.86	2	0	2	4	1	200	.900

CANADIENS	GP	MIN	GA	GAA	EN	SO	W	L	T	SHOTS	SAVE%
CRISTOBAL HUET	4	239	8	2.01	1	1	2	2	0	118	.932
CAREY PRICE	4	242	9	2.23	1	0	3	1	0	130	.931



SUMMARY: Won - 1 Lost - 0 OT Losses - 0

BUFFALO SABRES VS. NASHVILLE PREDATORS

@ BUFFALO SABRES PREDATORS ATTENDANCE GOALTENDERS W/T GOAL
27 Feb. 2008 8 4 18690 MASON/ELLIS/ THIBAUT/MILLER JASON POMINVILLE

@ NASHVILLE SABRES PREDATORS ATTENDANCE GOALTENDERS W/T GOAL
The Sabres did not play in Nashville during the 2007-08 season.

GOALS BY PERIOD	1ST	2ND	3RD	OT	TOTAL	SHOTS BY PERIOD	1ST	2ND	3RD	OT	TOTAL
Sabres	2	4	2	0	8	Sabres	15	6	12	0	33
Predators	0	3	1	0	4	Predators	10	15	8	0	33

INDIVIDUAL SCORING

SABRES	GP	G	A	TP	+/-	PIM	PP	SH	GW	EN	S	PCTG
TONI LYDMAN	1	0	4	4	3	2	0	0	0	0	2	.0
STEVE BERNIER	1	2	1	3	3	0	0	0	0	0	4	50.0
ALES KOTALIK	1	1	2	3	2	0	0	0	0	0	4	25.0
TIM CONNOLLY	1	1	1	2	1	0	0	0	0	0	2	50.0
DEREK ROY	1	1	1	2	4	2	0	0	0	0	2	50.0
THOMAS VANEK	1	0	2	2	3	0	0	0	0	0	5	.0
DANIEL PAILLE	1	1	0	1	0	0	0	0	0	0	2	50.0
ANDREW PETERS	1	1	0	1	1	5	0	0	0	0	2	50.0
JASON POMINVILLE	1	1	0	1	1	0	0	0	1	0	4	25.0
PAUL GAUSTAD	1	0	1	1	0	4	0	0	0	0	2	.0
PATRICK KALETA	1	0	1	1	1	4	0	0	0	0	0	.0
DMITRI KALININ	1	0	1	1	2	4	0	0	0	0	2	.0
ADAM MAIR	1	0	1	1	2	5	0	0	0	0	1	.0
NOLAN PRATT	1	0	1	1	0	0	0	0	0	0	0	.0
CLARKE MACARTHUR	1	0	0	0	0	2	0	0	0	0	0	.0
NATHAN PAETSCH	1	0	0	0	1	4	0	0	0	0	1	.0
JAROSLAV SPACEK	1	0	0	0	3	0	0	0	0	0	0	.0
HENRIK TALLINDER	1	0	0	0	3	0	0	0	0	0	0	.0

POWER PLAY: 8-44 18.2 %
PENALTY KILLING: 36-44 81.8 %

PREDATORS	GP	G	A	TP	+/-	PIM	PP	SH	GW	EN	S	PCTG
MAREK ZIDLICKY	1	0	3	3	-2	0	0	0	0	0	0	.0
JASON ARNOTT	1	2	0	2	-3	0	1	0	0	0	10	20.0
DAVID LEGWAND	1	1	1	2	0	0	1	0	0	0	3	33.3
JAN HLAVAC	1	1	0	1	0	0	0	0	0	0	2	50.0
JEAN-PIERRE DUMONT	1	0	1	1	-3	0	0	0	0	0	2	.0
MARTIN ERAT	1	0	1	1	-2	0	0	0	0	0	1	.0
ALEXANDER RADULOV	1	0	1	1	-2	0	0	0	0	0	1	.0
RYAN SUTER	1	0	1	1	-2	0	0	0	0	0	2	.0
RADEK BONK	1	0	0	0	-3	0	0	0	0	0	1	.0
GREG DE VRIES	1	0	0	0	-2	0	0	0	0	0	2	.0
VERNON FIDDLER	1	0	0	0	-1	9	0	0	0	0	1	.0
DAN HAMHUIS	1	0	0	0	-3	2	0	0	0	0	1	.0
DARCY HORDICHUK	1	0	0	0	0	5	0	0	0	0	0	.0
SCOTT NICHOL	1	0	0	0	-1	8	0	0	0	0	3	.0
JERRED SMITHSON	1	0	0	0	0	0	0	0	0	0	0	.0
JORDIN TOOTOO	1	0	0	0	-3	9	0	0	0	0	1	.0
SHEA WEBER	1	0	0	0	-2	0	0	0	0	0	0	.0
GREG ZANON	1	0	0	0	-1	0	0	0	0	0	0	.0

POWER PLAY: 8-44 18.2 %
PENALTY KILLING: 36-44 81.8 %

GOALTENDING

SABRES	GP	MIN	GA	GAA	EN	SO	W	L	T	SHOTS	SAVE%
JOCELYN THIBAUT	1	8	2	15.00	0	0	0	0	0	7	.714
RYAN MILLER	1	52	2	2.31	0	0	1	0	0	26	.923

PREDATORS	GP	MIN	GA	GAA	EN	SO	W	L	T	SHOTS	SAVE%
CHRIS MASON	1	35	5	8.57	0	0	0	1	0	19	.737
DAN ELLIS	1	25	3	7.20	0	0	0	0	0	14	.786



BUFFALO SABRES
vs. NEW JERSEY DEVILS

@ BUFFALO	SABRES	DEVILS	ATTENDANCE	GOALTENDERS	W/T GOAL
12 Jan. 2008	2	3	18690	BRODEUR/ MILLER	
6 Feb. 2008	3	2	18690	BRODEUR/ MILLER	

@ NEW JERSEY	SABRES	DEVILS	ATTENDANCE	GOALTENDERS	W/T GOAL
28 Dec. 2007	1	2	17625	BRODEUR/ MILLER	
8 Jan. 2008	1	2	14030	BRODEUR/ MILLER	

GOALS BY PERIOD	1ST	2ND	3RD	OT	TOTAL	SHOTS BY PERIOD	1ST	2ND	3RD	OT	TOTAL
Sabres	3	2	1	0	7	Sabres	24	38	26	8	96
Devils	1	2	3	0	9	Devils	34	23	50	9	116

INDIVIDUAL SCORING

SABRES	GP	G	A	TP	+/-	PIM	PP	SH	GW	EN	S	PCTG
DANIEL PAILLE	3	2	2	4	4	0	0	0	0	0	6	33.3
JASON POMINVILLE	4	2	0	2	1	2	0	0	0	0	9	22.2
PAUL GAUSTAD	4	0	2	2	3	0	0	0	0	0	1	.0
JOCHEN HECHT	4	0	2	2	1	2	0	0	0	0	11	.0
ALES KOTALIK	4	1	0	1	0	4	0	0	0	0	7	14.3
MICHAEL RYAN	4	1	0	1	0	0	0	0	0	0	4	25.0
DREW STAFFORD	3	0	1	1	0	0	0	0	0	0	3	.0
BRIAN CAMPBELL	4	0	1	1	2	0	0	0	0	0	3	.0
TONI LYDMAN	4	0	1	1	1	2	0	0	0	0	3	.0
CLARKE MACARTHUR	4	0	1	1	-1	0	0	0	0	0	6	.0
ADAM MAIR	4	0	1	1	-1	0	0	0	0	0	3	.0
HENRIK TALLINDER	4	0	1	1	2	2	0	0	0	0	7	.0
MAXIM AFINOGENOV	1	0	0	0	0	0	0	0	0	0	1	.0
TIM CONNOLLY	2	0	0	0	0	0	0	0	0	0	5	.0
NATHAN PAETSCH	2	0	0	0	-1	0	0	0	0	0	0	.0
ANDREW PETERS	2	0	0	0	0	2	0	0	0	0	1	.0
DEREK ROY	2	0	0	0	-2	0	0	0	0	0	2	.0
PATRICK KALETA	3	0	0	0	1	2	0	0	0	0	1	.0
NOLAN PRATT	3	0	0	0	-1	0	0	0	0	0	2	.0
JAROSLAV SPACEK	3	0	0	0	2	0	0	0	0	0	6	.0
DMITRI KALJININ	4	0	0	0	-3	0	0	0	0	0	3	.0
THOMAS VANEK	4	0	0	0	-3	4	0	0	0	0	12	.0

POWER PLAY: 0-9 .0%
PENALTY KILLING: 8-9 88.9%

DEVILS	GP	G	A	TP	+/-	PIM	PP	SH	GW	EN	S	PCTG
MIKE MOTTAU	4	2	1	3	-1	2	0	0	0	0	4	50.0
ANDY GREENE	3	1	1	2	0	0	1	0	0	0	2	50.0
BRIAN GIONTA	4	0	2	2	1	0	0	0	0	0	16	.0
JOHN MADDEN	4	0	2	2	2	2	0	0	0	0	8	.0
KAREL RACHUNEK	1	1	0	1	0	0	0	0	0	0	3	33.3
DAVID CLARKSON	4	1	0	1	2	2	0	0	0	0	11	9.1
PAUL MARTIN	4	1	0	1	2	0	0	0	0	0	6	16.7
JAY PANDOLFO	1	0	1	1	1	0	0	0	0	0	1	.0
SERGEI BRYLIN	4	0	1	1	-1	0	0	0	0	0	1	.0
PATRIK ELIAS	4	0	1	1	1	0	0	0	0	0	17	.0
JOHN ODUYA	4	0	1	1	2	2	0	0	0	0	2	.0
COLIN WHITE	4	0	1	1	-2	0	0	0	0	0	1	.0
SHELDON BROOKBANK	1	0	0	0	0	0	0	0	0	0	0	.0
ARRON ASHAM	3	0	0	0	-1	0	0	0	0	0	6	.0
MICHAEL RUPP	3	0	0	0	-2	2	0	0	0	0	1	.0
JAMIE LANGENBRUNNER	4	0	0	0	-1	2	0	0	0	0	10	.0
ZACH PARISE	4	0	0	0	-1	2	0	0	0	0	6	.0
ROD PELLEY	4	0	0	0	-1	0	0	0	0	0	3	.0
VITALY VISHNEVSKI	4	0	0	0	-3	2	0	0	0	0	2	.0
TRAVIS ZAJAC	4	0	0	0	-2	2	0	0	0	0	8	.0
DAINIUS ZUBRUS	4	0	0	0	1	0	0	0	0	0	8	.0

POWER PLAY: 1-9 11.1%
PENALTY KILLING: 9-9 100.0%

GOALTENDING

SABRES	GP	MIN	GA	GAA	EN	SO	W	L	T	SHOTS	SAVE%
JOCELYN THIBAUTL	0	0	0	0	0	0	0	0	0	0	.000
RYAN MILLER	4	260	6	1.38	0	0	1	0	3	116	.948

DEVILS	GP	MIN	GA	GAA	EN	SO	W	L	T	SHOTS	SAVE%
MARTIN BRODEUR	4	260	6	1.38	0	0	3	0	1	96	.938
KEVIN WEEKES	0	0	0	0	0	0	0	0	0	0	.000



SUMMARY: Won - 2 Lost - 2 OT Losses - 0

BUFFALO SABRES
vs. NEW YORK ISLANDERS

@	SABRES	ISLANDERS	ATTENDANCE	GOALTENDERS	W/T GOAL
@ Buffalo					
5 Oct. 2007	4	6	18690	DIPIETRO/ MILLER	MIKE COMRIE
12 Dec. 2007	5	3	18690	DIPIETRO/ MILLER	DEREK ROY
@ New York					
6 Oct. 2007	2	3	16234	DIPIETRO/ MILLER	MIKE COMRIE
19 Dec. 2007	2	1	10806	DIPIETRO/ MILLER	MAXIM AFINOGENOV

GOALS BY PERIOD	1ST	2ND	3RD	OT	TOTAL	SHOTS BY PERIOD	1ST	2ND	3RD	OT	TOTAL
Sabres	6	4	3	0	13	Sabres	40	42	34	0	116
Islanders	3	5	5	0	13	Islanders	47	47	38	0	132

INDIVIDUAL SCORING

SABRES	GP	G	A	TP	+/-	PIM	PP	SH	GW	EN	S	PCTG	ISLANDERS	GP	G	A	TP	+/-	PIM	PP	SH	GW	EN	S	PCTG
JASON POMINVILLE	4	0	5	5	2	0	0	0	0	0	14	.0	MIKE COMRIE	4	4	2	6	0	8	0	0	2	0	14	28.6
MAXIM AFINOGENOV	4	1	3	4	3	0	0	0	1	0	9	11.1	RUSLAN FEDOTENKO	3	1	4	5	3	4	1	0	0	0	7	14.3
DEREK ROY	4	3	0	3	4	2	1	0	1	0	11	27.3	BILL GUERIN	4	0	5	5	1	4	0	0	0	0	8	.0
JAROSLAV SPACEK	4	2	1	3	2	2	1	0	0	0	8	25.0	TRENT HUNTER	4	1	2	3	-1	0	1	0	0	0	14	7.1
BRIAN CAMPBELL	4	0	3	3	4	0	0	0	0	0	4	.0	MIROSLAV SATAN	4	1	2	3	-3	0	1	0	0	0	11	9.1
PAUL GAUSTAD	4	0	3	3	0	2	0	0	0	0	6	.0	MIKE SILLINGER	4	1	2	3	-1	6	0	0	0	0	8	12.5
JOCHEN HECHT	4	2	0	2	0	0	0	0	0	0	9	22.2	CHRIS CAMPOLI	4	2	0	2	4	0	1	0	0	0	12	16.7
ALES KOTALIK	2	1	1	2	1	0	0	0	0	0	7	14.3	MARC-ANDRE BERGERON	3	0	2	2	-4	0	0	0	0	0	6	.0
DREW STAFFORD	4	1	1	2	-1	4	0	0	0	0	4	25.0	BRUNO GERVAIS	4	0	2	2	3	2	0	0	0	0	1	.0
TIM CONNOLLY	4	0	2	2	2	2	0	0	0	0	9	.0	RICHARD PARK	4	0	2	2	1	4	0	0	0	0	3	.0
NATHAN PAETSCH	4	0	2	2	1	2	0	0	0	0	3	.0	JOSEF VASICEK	4	1	0	1	-1	2	0	0	0	0	4	25.0
NOLAN PRATT	1	1	0	1	0	0	0	0	0	0	2	50.0	BRENDAN WITT	4	1	0	1	1	2	0	0	0	0	3	33.3
TONI LYDMAN	4	1	0	1	0	6	0	0	0	0	3	33.3	JON SIM	2	0	1	1	-1	2	0	0	0	0	8	.0
THOMAS VANEK	4	1	0	1	2	8	0	0	0	0	6	16.7	SEAN BERGENHEIM	4	0	1	1	2	4	0	0	0	0	7	.0
DMITRI KALININ	3	0	1	1	-1	2	0	0	0	0	6	.0	ANDY HILBERT	4	0	1	1	0	0	0	0	0	0	4	.0
DANIEL PAILLE	4	0	1	1	-2	2	0	0	0	0	2	.0	BRYAN BERARD	1	0	0	0	-1	2	0	0	0	0	1	.0
ANDREJ SEKERA	1	0	0	0	1	0	0	0	0	0	0	.0	BLAKE COMEAU	1	0	0	0	0	0	0	0	0	0	3	.0
MICHAEL RYAN	2	0	0	0	-2	0	0	0	0	0	2	.0	TIM JACKMAN	1	0	0	0	0	5	0	0	0	0	1	.0
HENRIK TALLINDER	3	0	0	0	-3	4	0	0	0	0	1	.0	FREDDY MEYER	1	0	0	0	-2	2	0	0	0	0	4	.0
ADAM MAIR	4	0	0	0	-2	5	0	0	0	0	9	.0	CHRIS SIMON	1	0	0	0	-1	0	0	0	0	0	1	.0
ANDREW PETERS	4	0	0	0	0	2	0	0	0	0	1	.0	JEFF TAMBELLINI	1	0	0	0	-1	0	0	0	0	0	0	.0
													DARRYL BOOTLAND	2	0	0	0	0	0	0	0	0	0	1	.0
													ANDY SUTTON	4	0	0	0	-7	6	0	0	0	0	3	.0

POWER PLAY: 2-23 8.7%
PENALTY KILLING: 12-16 75.0%

POWER PLAY: 4-16 25.0%
PENALTY KILLING: 21-23 91.3%

GOALTENDING

SABRES	GP	MIN	GA	GAA	EN	SO	W	L	T	SHOTS	SAVE%	ISLANDERS	GP	MIN	GA	GAA	EN	SO	W	L	T	SHOTS	SAVE%	
JOCELYN THIBAUT	0	0	0	0	0	0	0	0	0	0	.000	RICK DIPIETRO	4	237	13	3.29	0	0	2	2	0	116	.888	
RYAN MILLER	4	237	13	3.29	0	0	2	2	0	132	.902	WADE DUBIELEWICZ	0	0	0	0	0	0	0	0	0	0	0	.000



BUFFALO SABRES
vs. NEW YORK RANGERS

@ BUFFALO	SABRES	RANGERS	ATTENDANCE	GOALTENDERS	W/T GOAL
23 Feb. 2008	3	4	18690	LUNDQVIST/ MILLER	SEAN AVERY
10 March 2008	2	3	18690	LUNDQVIST/ MILLER	

@ New York	SABRES	RANGERS	ATTENDANCE	GOALTENDERS	W/T GOAL
16 Jan. 2008	1	2	18200	LUNDQVIST/ MILLER	PETR PRUCHA
16 Feb. 2008	1	5	18200	LUNDQVIST/ THIBAUT/MILLER	RYAN CALLAHAN

GOALS BY PERIOD	1ST	2ND	3RD	OT	TOTAL	SHOTS BY PERIOD	1ST	2ND	3RD	OT	TOTAL
Sabres	2	4	1	0	7	Sabres	36	36	29	3	104
Rangers	8	4	1	0	14	Rangers	36	51	38	3	128

INDIVIDUAL SCORING

SABRES	GP	G	A	TP	+/-	PIM	PP	SH	GW	EN	S	PCTG
JASON POMINVILLE	4	3	1	4	0	0	0	0	0	0	12	25.0
THOMAS VANEK	4	2	1	3	0	6	2	0	0	0	15	13.3
DEREK ROY	3	0	3	3	0	0	0	0	0	0	7	.0
ALES KOTALIK	4	2	0	2	-3	0	0	0	0	0	11	18.2
MAXIM AFINOGENOV	1	0	1	1	-1	0	0	0	0	0	2	.0
BRIAN CAMPBELL	3	0	1	1	-6	2	0	0	0	0	2	.0
TIM CONNOLLY	3	0	1	1	-2	0	0	0	0	0	2	.0
JOCHEN HECHT	3	0	1	1	0	2	0	0	0	0	7	.0
CLARKE MACARTHUR	3	0	1	1	-3	2	0	0	0	0	6	.0
JAROSLAV SPACEK	3	0	1	1	-5	2	0	0	0	0	1	.0
HENRIK TALLINDER	3	0	1	1	-1	2	0	0	0	0	1	.0
PAUL GAUSTAD	4	0	1	1	-3	0	0	0	0	0	6	.0
TONI LYDMAN	4	0	1	1	-2	0	0	0	0	0	3	.0
MARC-ANDRE GRAGNANI	1	0	0	0	-1	4	0	0	0	0	0	.0
ANDREJ SEKERA	1	0	0	0	0	0	0	0	0	0	1	.0
NATHAN PAETSCH	2	0	0	0	-1	0	0	0	0	0	1	.0
MICHAEL RYAN	2	0	0	0	-3	4	0	0	0	0	3	.0
DREW STAFFORD	2	0	0	0	-2	0	0	0	0	0	0	.0
PATRICK KALETA	3	0	0	0	-1	5	0	0	0	0	4	.0
ANDREW PETERS	3	0	0	0	-1	15	0	0	0	0	3	.0
DMITRI KALININ	4	0	0	0	-1	2	0	0	0	0	8	.0
ADAM MAIR	4	0	0	0	0	4	0	0	0	0	4	.0
DANIEL PAILLE	4	0	0	0	-3	0	0	0	0	0	5	.0
NOLAN PRATT	4	0	0	0	0	2	0	0	0	0	0	.0

POWER PLAY: 8-44 18.2 %
PENALTY KILLING: 36-44 81.8 %

RANGERS	GP	G	A	TP	+/-	PIM	PP	SH	GW	EN	S	PCTG
BRANDON DUBINSKY	4	3	5	8	5	2	0	0	0	0	14	21.4
SEAN AVERY	4	3	2	5	4	9	0	0	1	0	12	25.0
JAROMIR JAGR	4	2	2	4	1	4	0	0	0	0	11	18.2
NIGEL DAWES	4	1	3	4	4	2	0	0	0	0	10	10.0
BRENDAN SHANAHAN	4	1	2	3	4	0	0	0	0	0	6	16.7
PETR PRUCHA	1	1	1	2	2	0	0	0	1	0	3	33.3
FEDOR TYUTIN	4	1	1	2	3	2	0	0	0	0	9	11.1
CHRIS DRURY	4	0	2	2	1	4	0	0	0	0	9	.0
MICHAL ROZSIVAL	4	0	2	2	3	4	0	0	0	0	6	.0
RYAN CALLAHAN	3	1	0	1	1	0	0	0	1	0	5	20.0
MAREK MALIK	3	0	1	1	1	4	0	0	0	0	2	.0
PAUL MARA	3	0	1	1	2	2	0	0	0	0	1	.0
SCOTT GOMEZ	4	0	1	1	2	0	0	0	0	0	11	.0
MARTIN STRAKA	4	0	1	1	0	0	0	0	0	0	4	.0
CHRISTIAN BACKMAN	1	0	0	0	1	0	0	0	0	0	0	.0
FREDRIK SJOSTROM	1	0	0	0	0	4	0	0	0	0	1	.0
JASON STRUDWICK	2	0	0	0	2	0	0	0	0	0	1	.0
RYAN HOLLWEG	3	0	0	0	-1	2	0	0	0	0	4	.0
MARC STAAL	3	0	0	0	1	4	0	0	0	0	3	.0
BLAIR BETTS	4	0	0	0	0	2	0	0	0	0	6	.0
DANIEL GIRARDI	4	0	0	0	3	0	0	0	0	0	9	.0
COLTON ORR	4	0	0	0	0	15	0	0	0	0	1	.0

POWER PLAY: 8-44 18.2 %
PENALTY KILLING: 36-44 81.8 %

GOALTENDING

SABRES	GP	MIN	GA	GAA	EN	SO	W	L	T	SHOTS	SAVE%
JOCELYN THIBAUT	1	48	1	1.25	0	0	0	0	0	21	.952
RYAN MILLER	4	195	12	3.69	0	0	0	3	1	107	.888

RANGERS	GP	MIN	GA	GAA	EN	SO	W	L	T	SHOTS	SAVE%
STEPHEN VALIQUETTE	0	0	0	0	0	0	0	0	0	0	.000
HENRIK LUNDQVIST	4	245	7	1.17	0	0	4	0	0	104	.933



SUMMARY: Won - 3 Lost - 4 OT Losses - 1

BUFFALO SABRES vs. OTTAWA SENATORS

@ BUFFALO	SABRES	SENATORS	ATTENDANCE	GOALTENDERS	W/T GOAL
21 Nov. 2007	4	2	18690	EMERY/ MILLER	DEREK ROY
26 Dec. 2007	3	5	18690	GERBER/ MILLER	DANIEL ALFREDSSON
4 Jan. 2008	3	5	18690	EMERY/ THIBAUT/MILLER	DANY HEATLEY
25 March 2008	3	6	18690	GERBER/ MILLER	ANTON VOLCHENKOV

@ OTTAWA	SABRES	SENATORS	ATTENDANCE	GOALTENDERS	W/T GOAL
15 Nov. 2007	2	3	19279	GERBER/ MILLER	SHEAN DONOVAN
10 Jan. 2008	2	3	19843	GERBER/ THIBAUT	
12 Feb. 2008	5	1	19564	EMERY/ MILLER	THOMAS VANEK
27 March 2008	4	3	19883	GERBER/ MILLER	

GOALS BY PERIOD	1ST	2ND	3RD	OT	TOTAL	SHOTS BY PERIOD	1ST	2ND	3RD	OT	TOTAL
Sabres	6	5	14	0	26	Sabres	92	95	82	5	274
Senators	5	11	11	0	28	Senators	73	80	68	3	224

INDIVIDUAL SCORING

SABRES	GP	G	A	TP	+/-	PIM	PP	SH	GW	EN	S	Pctg	SENATORS	GP	G	A	TP	+/-	PIM	PP	SH	GW	EN	S	Pctg
DEREK ROY	7	4	5	9	-1	6	1	0	1	0	20	20.0	DANIEL ALFREDSSON	8	8	2	10	5	0	1	1	1	0	27	29.6
THOMAS VANEK	8	3	5	8	-4	2	2	0	1	0	24	12.5	DANY HEATLEY	8	3	5	8	4	10	1	0	1	1	20	15.0
JASON POMINVILLE	8	2	6	8	-1	2	0	0	0	0	26	7.7	MIKE FISHER	8	3	4	7	3	2	0	0	0	0	23	13.0
JOCHEN HECHT	8	4	3	7	-5	2	2	0	0	0	28	14.3	JASON SPEZZA	8	2	5	7	4	8	0	0	0	0	18	11.1
ALES KOTALIK	8	2	4	6	-3	6	1	0	0	0	18	11.1	ANTOINE VERMETTE	8	2	5	7	-1	4	0	0	0	1	14	14.3
TIM CONNOLLY	4	0	5	5	-1	0	0	0	0	0	15	.0	ANDREJ MESZAROS	8	1	5	6	2	8	1	0	0	0	15	6.7
BRIAN CAMPBELL	6	1	3	4	0	0	1	0	0	0	11	9.1	ANTON VOLCHENKOV	7	1	4	5	1	0	0	0	1	0	12	8.3
DREW STAFFORD	7	1	3	4	2	8	0	0	0	0	9	11.1	WADE REDDEN	6	1	3	4	-2	2	1	0	0	0	9	11.1
CLARKE MACARTHUR	4	2	1	3	2	6	0	0	0	0	9	22.2	CHRISTOPH SCHUBERT	8	1	2	3	4	14	0	0	0	0	10	10.0
PAUL GAUSTAD	8	1	2	3	1	11	0	0	0	0	21	4.8	SHEAN DONOVAN	8	2	0	2	-1	2	0	0	1	0	15	13.3
DANIEL PAILLE	8	1	2	3	2	0	0	0	0	0	9	11.1	RANDY ROBITAILLE	7	1	1	2	-2	4	1	0	0	0	7	14.3
MICHAEL RYAN	5	2	0	2	0	4	0	0	0	0	16	12.5	CORY STILLMAN	3	0	2	2	-1	2	0	0	0	0	4	.0
MAXIM AFINOGENOV	5	1	1	2	-2	2	0	0	0	0	10	10.0	CHRIS KELLY	6	0	2	2	-3	4	0	0	0	0	5	.0
ADAM MAIR	6	1	1	2	-2	6	0	0	0	0	1	100.0	CHRIS NEIL	8	0	2	2	-1	11	0	0	0	0	9	.0
HENRIK TALLINDER	8	0	2	2	-2	2	0	0	0	0	5	.0	CODY BASS	3	1	0	1	1	4	0	0	0	0	2	50.0
MIKE WEBER	2	0	1	1	0	0	0	0	0	0	4	.0	DEAN MCAMMOND	8	1	0	1	0	0	0	1	0	0	7	14.3
NOLAN PRATT	6	0	1	1	2	0	0	0	0	0	6	.0	JOSEPH CORVO	3	0	1	1	0	0	0	0	0	0	4	.0
JAROSLAV SPACEK	6	0	1	1	0	4	0	0	0	0	10	.0	LUKE RICHARDSON	8	0	1	1	2	0	0	0	0	0	5	.0
RYAN MILLER	7	0	1	1	0	2	0	0	0	0	0	.0	NICK FOLIGNO	1	0	0	0	0	0	0	0	0	0	0	.0
STEVE BERNIER	2	0	0	0	-1	0	0	0	0	0	5	.0	LAWRENCE NYCHOLAT	1	0	0	0	1	0	0	0	0	0	1	.0
ANDREJ SEKERA	2	0	0	0	0	0	0	0	0	0	2	.0	PATRICK EAVES	2	0	0	0	0	0	0	0	0	0	2	.0
PATRICK KALETA	4	0	0	0	-1	0	0	0	0	0	4	.0	MARTIN LAPOINTE	2	0	0	0	0	0	0	0	0	0	2	.0
DMITRI KALININ	4	0	0	0	-1	2	0	0	0	0	7	.0	BRIAN LEE	2	0	0	0	1	2	0	0	0	0	4	.0
ANDREW PETERS	4	0	0	0	-2	15	0	0	0	0	1	.0	BRIAN MCGRATTAN	2	0	0	0	0	5	0	0	0	0	1	.0
NATHAN PAETSCH	6	0	0	0	4	4	0	0	0	0	7	.0	MIKE COMMODORE	3	0	0	0	-3	0	0	0	0	0	6	.0
TONI LYDMAN	8	0	0	0	-6	10	0	0	0	0	6	.0	CHRIS PHILLIPS	8	0	0	0	2	4	0	0	0	0	2	.0

POWER PLAY: 7-34 20.6%
PENALTY KILLING: 28-33 84.8%

POWER PLAY: 5-33 15.2%
PENALTY KILLING: 27-34 79.4%

GOALTENDING

SABRES	GP	MIN	GA	GAA	EN	SO	W	L	T	SHOTS	Save%	SENATORS	GP	MIN	GA	GAA	EN	SO	W	L	T	SHOTS	Save%
JOCELYN THIBAUT	2	94	4	2.55	0	0	0	1	1	36	.889	RAY EMERY	3	179	12	4.02	0	0	1	2	0	109	.890
RYAN MILLER	7	392	21	3.21	2	0	3	3	0	186	.887	MARTIN GERBER	5	309	13	2.52	0	0	1	2	0	165	.921



BUFFALO SABRES
vs. **PHILADELPHIA FLYERS**



@ BUFFALO	SABRES	FLYERS	ATTENDANCE	GOALTENDERS	W/T GOAL
21 Dec. 2007	3	2	18690	BIRON/ MILLER	JOCHEN HECHT
25 Feb. 2008	3	4	18690	BIRON/ MILLER	

@ PHILADELPHIA	SABRES	FLYERS	ATTENDANCE	GOALTENDERS	W/T GOAL
22 Dec. 2007	6	5	19606	BIRON/ MILLER	DEREK ROY
4 March 2008	5	2	19516	BIRON/NIITYMAKI/ MILLER	

GOALS BY PERIOD	1ST	2ND	3RD	OT	TOTAL	SHOTS BY PERIOD	1ST	2ND	3RD	OT	TOTAL
Sabres	7	3	6	0	17	Sabres	38	43	30	2	113
Flyers	4	6	2	0	13	Flyers	32	40	32	10	114

INDIVIDUAL SCORING

SABRES	GP	G	A	TP	+/-	PIM	PP	SH	GW	EN	S	PCTG
JASON POMINVILLE	4	4	4	8	7	2	0	0	0	0	8	50.0
MAXIM AFINOGENOV	3	3	2	5	2	4	1	0	0	0	5	60.0
JAROSLAV SPACEK	4	1	4	5	2	12	1	0	0	0	7	14.3
ALES KOTALIK	4	2	1	3	2	2	1	0	0	0	15	13.3
JOCHEN HECHT	2	1	2	3	2	4	0	0	1	0	6	16.7
HENRIK TALLINDER	4	0	3	3	1	2	0	0	0	0	4	.0
DEREK ROY	4	2	0	2	0	6	0	0	1	0	14	14.3
STEVE BERNIER	1	0	2	2	1	0	0	0	0	0	2	.0
TIM CONNOLLY	2	0	2	2	3	0	0	0	0	0	3	.0
BRIAN CAMPBELL	3	0	2	2	1	0	0	0	0	0	3	.0
NATHAN PAETSCH	3	0	2	2	1	5	0	0	0	0	2	.0
DANIEL PAILLE	3	0	2	2	1	0	0	0	0	0	4	.0
CLARKE MACARTHUR	1	1	0	1	3	0	0	0	0	0	3	33.3
DREW STAFFORD	3	1	0	1	-2	2	0	0	0	0	3	33.3
THOMAS VANEK	4	1	0	1	-1	4	0	0	0	0	10	10.0
NOLAN PRATT	2	0	1	1	1	0	0	0	0	0	0	.0
PAUL GAUSTAD	4	0	1	1	1	4	0	0	0	0	7	.0
TONI LYDMAN	4	0	1	1	2	8	0	0	0	0	5	.0
ADAM MAIR	4	0	1	1	1	8	0	0	0	0	4	.0
MARC-ANDRE GRAGNANI	1	0	0	0	-1	0	0	0	0	0	1	.0
ANDREJ SEKERA	1	0	0	0	2	0	0	0	0	0	2	.0
PATRICK KALETA	2	0	0	0	-1	12	0	0	0	0	0	.0
MICHAEL RYAN	2	0	0	0	0	4	0	0	0	0	3	.0
DMITRI KALININ	3	0	0	0	0	2	0	0	0	0	2	.0
RYAN MILLER	4	0	0	0	0	2	0	0	0	0	0	.0
ANDREW PETERS	4	0	0	0	-1	15	0	0	0	0	0	.0

FLYERS	GP	G	A	TP	+/-	PIM	PP	SH	GW	EN	S	PCTG
JEFF CARTER	4	4	1	5	0	4	0	1	0	0	24	16.7
MIKE RICHARDS	2	2	1	3	0	9	1	1	0	0	8	25.0
JOFFREY LUPUL	2	1	2	3	-2	2	1	0	0	0	5	20.0
KIMMO TIMONEN	4	1	2	3	-1	2	1	0	0	0	6	16.7
R.J. UMBERGER	4	1	2	3	-2	2	1	0	0	0	15	6.7
SCOTT HARTNELL	4	1	1	2	-1	6	0	0	0	0	8	12.5
RANDY JONES	3	0	2	2	-2	4	0	0	0	0	2	.0
MIKE KNUBLE	4	0	2	2	-2	4	0	0	0	0	10	.0
STEVE DOWNIE	2	1	0	1	0	4	0	0	0	0	4	25.0
SCOTTIE UPSHALL	4	1	0	1	-2	2	0	0	0	0	10	10.0
DERIAN HATCHER	2	0	1	1	1	2	0	0	0	0	0	.0
JAROSLAV MODRY	2	0	1	1	0	0	0	0	0	0	1	.0
PATRICK THORESEN	2	0	1	1	0	0	0	0	0	0	0	.0
DENIS TOLPEKO	2	0	1	1	-1	0	0	0	0	0	0	.0
DANIEL BRIERE	3	0	1	1	-3	2	0	0	0	0	4	.0
BRAYDON COBURN	4	0	1	1	-2	6	0	0	0	0	4	.0
SAMI KAPANEN	4	0	1	1	-2	2	0	0	0	0	2	.0
LASSE KUKKONEN	1	0	0	0	0	2	0	0	0	0	0	.0
ALEXANDRE PICARD	1	0	0	0	0	0	0	0	0	0	0	.0
VACLAV PROSPAL	1	0	0	0	-1	2	0	0	0	0	1	.0
JESSE BOULERICE	2	0	0	0	-1	7	0	0	0	0	1	.0
RYAN PARENT	2	0	0	0	0	0	0	0	0	0	2	.0
JAMES VANDERMEER	2	0	0	0	0	2	0	0	0	0	0	.0
JIM DOWD	3	0	0	0	0	0	0	0	0	0	2	.0
RILEY COTE	4	0	0	0	0	12	0	0	0	0	0	.0
JASON SMITH	4	0	0	0	-6	6	0	0	0	0	5	.0

POWER PLAY: 3-23 13.0%
PENALTY KILLING: 22-26 84.6%

POWER PLAY: 4-26 15.4%
PENALTY KILLING: 20-23 87.0%

GOALTENDING

SABRES	GP	MIN	GA	GAA	EN	SO	W	L	T	SHOTS	Save%
JOCELYN THIBAUT	0	0	0	0	0	0	0	0	0	0	.000
RYAN MILLER	4	249	12	2.89	0	0	3	0	1	114	.895

FLYERS	GP	MIN	GA	GAA	EN	SO	W	L	T	SHOTS	Save%
MARTIN BIRON	4	234	16	4.10	0	0	1	2	1	110	.855
ANTERO NIITYMAKI	1	14	0	0	0	0	0	0	0	3	1.000



SUMMARY: Won - 0 Lost - 1 Losses - 0

BUFFALO SABRES VS. PHOENIX COYOTES

@ BUFFALO SABRES COYOTES ATTENDANCE GOALTENDERS W/T GOAL
Coyotes did not play in Buffalo during the 2007-08 season

@ PHOENIX SABRES COYOTES ATTENDANCE GOALTENDERS W/T GOAL
21 Jan. 2008 2 6 16981 BRYZGALOV/ THIBAUT SHANE DOAN

GOALS BY PERIOD	1ST	2ND	3RD	OT	TOTAL	SHOTS BY PERIOD	1ST	2ND	3RD	OT	TOTAL
Sabres	1	0	1	0	2	Sabres	6	6	9	0	21
Coyotes	1	3	2	0	6	Coyotes	10	14	9	0	33

INDIVIDUAL SCORING

SABRES	GP	G	A	TP	+/-	PIM	PP	SH	GW	EN	S	PCTG
PAUL GAUSTAD	1	1	0	1	0	0	0	0	0	0	1	100.0
DREW STAFFORD	1	1	0	1	0	2	0	0	0	0	2	50.0
ALES KOTALIK	1	0	1	1	0	0	0	0	0	0	2	.0
DANIEL PAILLE	1	0	1	1	0	0	0	0	0	0	1	.0
DEREK ROY	1	0	1	1	0	0	0	0	0	0	1	.0
THOMAS VANEK	1	0	1	1	0	0	0	0	0	0	4	.0
BRIAN CAMPBELL	1	0	0	0	-2	0	0	0	0	0	2	.0
JOCHEN HECHT	1	0	0	0	-1	0	0	0	0	0	2	.0
PATRICK KALETA	1	0	0	0	-1	0	0	0	0	0	0	.0
DMITRI KALININ	1	0	0	0	1	0	0	0	0	0	1	.0
TONI LYDMAN	1	0	0	0	-1	2	0	0	0	0	0	.0
CLARKE MACARTHUR	1	0	0	0	-1	2	0	0	0	0	1	.0
ADAM MAIR	1	0	0	0	-1	0	0	0	0	0	0	.0
NATHAN PAETSCH	1	0	0	0	-1	0	0	0	0	0	1	.0
JASON POMINVILLE	1	0	0	0	-1	0	0	0	0	0	2	.0
NOLAN PRATT	1	0	0	0	1	2	0	0	0	0	0	.0
JAROSLAV SPACEK	1	0	0	0	-2	0	0	0	0	0	0	.0
HENRIK TALLINDER	1	0	0	0	-1	0	0	0	0	0	1	.0

POWER PLAY: 8-44 18.2 %
PENALTY KILLING: 36-44 81.8 %

COYOTES	GP	G	A	TP	+/-	PIM	PP	SH	GW	EN	S	PCTG
SHANE DOAN	1	1	1	2	2	0	0	0	1	0	5	20.0
PETER MUELLER	1	1	1	2	2	2	0	0	0	0	2	50.0
ED JOVANOVSKI	1	1	0	1	1	2	1	0	0	0	4	25.0
NIKO KAPANEN	1	1	0	1	0	0	1	0	0	0	1	100.0
DEREK MORRIS	1	1	0	1	1	0	0	0	0	0	1	100.0
DANIEL WINNIK	1	1	0	1	0	0	0	0	0	0	2	50.0
KEITH BALLARD	1	0	1	1	1	0	0	0	0	0	2	.0
NICK BOYNTON	1	0	1	1	1	0	0	0	0	0	0	.0
MARTIN HANZAL	1	0	1	1	0	2	0	0	0	0	1	.0
ZBYNEK MICHALEK	1	0	1	1	0	0	0	0	0	0	1	.0
JOEL PERRAULT	1	0	1	1	2	0	0	0	0	0	1	.0
STEVEN REINPRECHT	1	0	1	1	0	0	0	0	0	0	3	.0
FREDRIK SJOSTROM	1	0	1	1	0	0	0	0	0	0	2	.0
KEITH YANDLE	1	0	1	1	0	2	0	0	0	0	1	.0
BILL THOMAS	1	0	0	0	0	0	0	0	0	0	2	.0
MATHIAS TJARNQVIST	1	0	0	0	0	0	0	0	0	0	1	.0
CRAIG WELLER	1	0	0	0	0	0	0	0	0	0	2	.0
MICHAEL YORK	1	0	0	0	0	0	0	0	0	0	2	.0

POWER PLAY: 8-44 18.2 %
PENALTY KILLING: 36-44 81.8 %

GOALTENDING

SABRES	GP	MIN	GA	GAA	EN	SO	W	L	T	SHOTS	Save%
JOCELYN THIBAUT	1	60	6	6.00	0	0	0	1	0	33	.818
RYAN MILLER	0	0	0	0	0	0	0	0	0	0	.000

COYOTES	GP	MIN	GA	GAA	EN	SO	W	L	T	SHOTS	Save%
ILJA BRYZGALOV	1	60	2	2.00	0	0	1	0	0	21	.905



REGULAR SEASON

2007.2008

SUMMARY: WON - 0 LOST - 3 OT LOSSES - 1



BUFFALO SABRES VS. PITTSBURGH PENGUINS

@ BUFFALO	SABRES	PENGUINS	ATTENDANCE	GOALTENDERS	W/T GOAL
1 Jan. 2008	1	2	71217	CONKLIN/ MILLER	
17 Feb. 2008	1	4	18690	CONKLIN/ MILLER	PETR SYKORA
@ PITTSBURGH	SABRES	PENGUINS	ATTENDANCE	GOALTENDERS	W/T GOAL
29 Dec. 2007	0	2	17132	CONKLIN/ MILLER	COLBY ARMSTRONG
12 March 2008	3	7	17132	CONKLIN/ THIBAUT/MILLER	PETR SYKORA

GOALS BY PERIOD	1ST	2ND	3RD	OT	TOTAL	SHOTS BY PERIOD	1ST	2ND	3RD	OT	TOTAL
Sabres	0	2	3	0	5	Sabres	43	42	40	7	132
Penguins	2	5	7	0	15	Penguins	32	30	49	0	111

INDIVIDUAL SCORING

SABRES	GP	G	A	TP	+/-	PIM	PP	SH	GW	EN	S	PCTG	PENGUINS	GP	G	A	TP	+/-	PIM	PP	SH	GW	EN	S	PCTG
DANIEL PAILLE	4	2	1	3	2	0	0	1	0	0	6	33.3	COLBY ARMSTRONG	3	3	1	4	4	8	0	0	1	1	6	50.0
DEREK ROY	4	0	2	2	-1	4	0	0	0	0	11	.0	EVGENI MALKIN	4	3	1	4	2	0	1	0	0	1	17	17.6
BRIAN CAMPBELL	3	1	0	1	-4	0	0	0	0	0	7	14.3	PETR SYKORA	3	2	2	4	-1	2	2	0	2	0	8	25.0
JOCHEN HECHT	4	1	0	1	-4	2	0	0	0	0	12	8.3	SERGEI GONCHAR	4	1	2	3	0	2	1	0	0	0	10	10.0
THOMAS VANEK	4	1	0	1	-3	4	1	0	0	0	15	6.7	TYLER KENNEDY	4	1	2	3	1	0	0	0	0	0	6	16.7
STEVE BERNIER	1	0	1	1	1	0	0	0	0	0	4	.0	SIDNEY CROSBY	2	0	3	3	3	0	0	0	0	0	5	.0
MIKE WEBER	1	0	1	1	2	0	0	0	0	0	0	.0	RYAN MALONE	4	0	3	3	-1	4	0	0	0	0	6	.0
MAXIM AFINOGENOV	3	0	1	1	0	6	0	0	0	0	7	.0	DARRYL SYDOR	4	0	3	3	3	0	0	0	0	0	1	.0
TIM CONNOLLY	3	0	1	1	-3	2	0	0	0	0	10	.0	KRISTOPHER LETANG	4	1	1	2	4	0	0	0	0	0	5	20.0
JASON POMINVILLE	4	0	1	1	-5	0	0	0	0	0	15	.0	PASCAL DUPUIS	1	0	2	2	2	0	0	0	0	0	5	.0
HENRIK TALLINDER	4	0	1	1	0	4	0	0	0	0	4	.0	CHRIS MINARD	1	1	0	1	1	0	0	0	0	0	1	100.0
ANDREW PETERS	1	0	0	0	0	0	0	0	0	0	0	.0	JARKKO RUUTU	4	1	0	1	0	2	0	0	0	0	3	33.3
ANDREJ SEKERA	1	0	0	0	-3	0	0	0	0	0	1	.0	JEFF TAFFE	4	1	0	1	1	0	0	0	0	0	7	14.3
DREW STAFFORD	1	0	0	0	-2	2	0	0	0	0	2	.0	RYAN STONE	1	0	1	1	1	0	0	0	0	0	0	.0
PATRICK KALETA	2	0	0	0	-1	0	0	0	0	0	2	.0	MAXIME TALBOT	1	0	1	1	1	0	0	0	0	0	2	.0
CLARKE MACARTHUR	2	0	0	0	-1	0	0	0	0	0	0	.0	ROB SCUDERI	3	0	1	1	2	2	0	0	0	0	1	.0
NOLAN PRATT	2	0	0	0	-3	2	0	0	0	0	2	.0	JORDAN STAAL	4	0	1	1	3	0	0	0	0	0	12	.0
DMITRI KALININ	3	0	0	0	0	0	0	0	0	0	0	.0	RYAN WHITNEY	4	0	1	1	1	2	0	0	0	0	4	.0
NATHAN PAETSCH	3	0	0	0	0	0	0	0	0	0	1	.0	HAL GILL	1	0	0	0	2	0	0	0	0	0	0	.0
MICHAEL RYAN	3	0	0	0	0	2	0	0	0	0	1	.0	GARY ROBERTS	1	0	0	0	0	0	0	0	0	0	0	.0
JAROSLAV SPACEK	3	0	0	0	-4	0	0	0	0	0	5	.0	NATHAN SMITH	1	0	0	0	0	0	0	0	0	0	0	.0
PAUL GAUSTAD	4	0	0	0	-1	0	0	0	0	0	7	.0	ERIK CHRISTENSEN	2	0	0	0	0	0	0	0	0	0	3	.0
ALES KOTALIK	4	0	0	0	1	2	0	0	0	0	12	.0	ADAM HALL	2	0	0	0	0	0	0	0	0	0	3	.0
TONI LYDMAN	4	0	0	0	0	2	0	0	0	0	5	.0	CONNOR JAMES	2	0	0	0	0	2	0	0	0	0	2	.0
ADAM MAIR	4	0	0	0	-3	0	0	0	0	0	3	.0	GEORGES LARAQUE	4	0	0	0	0	17	0	0	0	0	1	.0
													BROOKS ORPIK	4	0	0	0	0	0	0	0	0	0	3	.0

POWER PLAY: 1-14 71%
PENALTY KILLING: 12-16 75.0%

POWER PLAY: 4-16 25.0%
PENALTY KILLING: 13-14 92.9%

GOALTENDING

SABRES	GP	MIN	GA	GAA	EN	SO	W	L	T	SHOTS	SAVE%	PENGUINS	GP	MIN	GA	GAA	EN	SO	W	L	T	SHOTS	SAVE%	
JOCELYN THIBAUT	1	10	1	6.00	0	0	0	0	0	4	.750	DANY SABOURIN	0	0	0	0	0	0	0	0	0	0	0	.000
RYAN MILLER	4	223	11	2.83	2	0	0	3	1	105	.895	TY CONKLIN	4	245	5	1.22	0	0	4	0	0	132	.962	



SUMMARY: Won - 1 Lost - 0 OT Losses - 0

BUFFALO SABRES
VS. SAN JOSE SHARKS

@ BUFFALO SABRES SHARKS ATTENDANCE GOALTENDERS W/T GOAL
Sharks did not play in Buffalo during the 2007-08 season

@ SAN JOSE SABRES SHARKS ATTENDANCE GOALTENDERS W/T GOAL
8 Dec. 2007 7 1 17496 NABOKOV/PATZOLD/ MILLER TIM CONNOLLY

GOALS BY PERIOD	1ST	2ND	3RD	OT	TOTAL	SHOTS BY PERIOD	1ST	2ND	3RD	OT	TOTAL
Sabres	0	4	3	0	7	Sabres	10	15	9	0	34
Sharks	1	0	0	0	1	Sharks	6	9	7	0	22

INDIVIDUAL SCORING

SABRES	GP	G	A	TP	+/-	PIM	PP	SH	GW	EN	S	PCTG	SHARKS	GP	G	A	TP	+/-	PIM	PP	SH	GW	EN	S	PCTG	
PAUL GAUSTAD	1	2	0	2	2	2	1	0	0	0	7	28.6	SANDIS OZOLINSH	1	1	0	1	-1	0	0	0	0	0	2	50.0	
TIM CONNOLLY	1	1	1	2	0	0	0	1	1	0	2	50.0	PATRICK MARLEAU	1	0	1	1	0	0	0	0	0	0	3	.0	
DEREK ROY	1	1	1	2	3	0	0	0	0	0	1	100.0	JOE PAVELSKI	1	0	1	1	0	2	0	0	0	0	2	.0	
BRIAN CAMPBELL	1	0	2	2	3	0	0	0	0	0	4	.0	STEVE BERNIER	1	0	0	0	-2	0	0	0	0	0	0	.0	
TONI LYDMAN	1	0	2	2	2	4	0	0	0	0	0	.0	MATTHEW CARLE	1	0	0	0	-2	0	0	0	0	0	0	.0	
ALES KOTALIK	1	1	0	1	1	4	0	0	0	0	3	33.3	JONATHAN CHEECHOO	1	0	0	0	0	0	0	0	0	0	0	1	.0
MICHAEL RYAN	1	1	0	1	2	0	0	0	0	0	2	50.0	CHRISTIAN EHRHOFF	1	0	0	0	-1	0	0	0	0	0	0	0	.0
THOMAS VANEK	1	1	0	1	1	0	1	0	0	0	3	33.3	MIKE GRIER	1	0	0	0	-1	0	0	0	0	0	0	3	.0
MAXIM AFINOGENOV	1	0	1	1	1	0	0	0	0	0	3	.0	MILAN MICHALEK	1	0	0	0	-3	0	0	0	0	0	0	2	.0
ADAM MAIR	1	0	1	1	1	0	0	0	0	0	0	.0	TORREY MITCHELL	1	0	0	0	0	0	0	0	0	0	0	0	.0
NATHAN PAETSCH	1	0	1	1	-1	0	0	0	0	0	2	.0	DOUG MURRAY	1	0	0	0	-1	0	0	0	0	0	0	0	.0
JASON POMINVILLE	1	0	1	1	-1	0	0	0	0	0	2	.0	PATRICK RISSMILLER	1	0	0	0	-1	0	0	0	0	0	0	0	.0
NOLAN PRATT	1	0	1	1	-1	0	0	0	0	0	0	.0	CRAIG RIVET	1	0	0	0	-1	2	0	0	0	0	0	0	.0
DREW STAFFORD	1	0	1	1	1	2	0	0	0	0	1	.0	JEREMY ROENICK	1	0	0	0	-1	2	0	0	0	0	0	2	.0
JOCHEN HECHT	1	0	0	0	0	0	0	0	0	0	1	.0	ALEXEI SEMENOV	1	0	0	0	-2	0	0	0	0	0	0	3	.0
ANDREW PETERS	1	0	0	0	0	0	0	0	0	0	1	.0	DEVIN SETOGUCHI	1	0	0	0	0	0	0	0	0	0	0	3	.0
ANDREJ SEKERA	1	0	0	0	2	0	0	0	0	0	1	.0	JOE THORNTON	1	0	0	0	-4	4	0	0	0	0	0	1	.0
JAROSLAV SPACEK	1	0	0	0	3	2	0	0	0	0	1	.0	MARC-EDOUARD VLASIC	1	0	0	0	0	0	0	0	0	0	0	0	.0

POWER PLAY: 2-4 50.0%
PENALTY KILLING: 6-6 100.0%

POWER PLAY: 0-6 0.0%
PENALTY KILLING: 2-4 50.0%

GOALTENDING

SABRES	GP	MIN	GA	GAA	EN	SO	W	L	T	SHOTS	SAVE%	SHARKS	GP	MIN	GA	GAA	EN	SO	W	L	T	SHOTS	SAVE%
JOCELYN THIBAUT	0	0	0	0	0	0	0	0	0	0	.000	EVGENI NABOKOV	1	40	4	6.00	0	0	0	1	0	25	.840
RYAN MILLER	1	60	1	1.00	0	0	1	0	0	22	.955	DIMITRI PATZOLD	1	20	3	9.00	0	0	0	0	0	9	.667



BUFFALO SABRES
vs. **ST. LOUIS BLUES**

@ BUFFALO SABRES BLUES ATTENDANCE GOALTENDERS W/T GOAL
28 Nov. 2007 3 4 18690 LEGACE/ MILLER BRAD BOYES

@ St. Louis SABRES BLUES ATTENDANCE GOALTENDERS W/T GOAL
Sabres did not play in St. Louis during the 2007-08 season

GOALS BY PERIOD	1ST	2ND	3RD	OT	TOTAL	SHOTS BY PERIOD	1ST	2ND	3RD	OT	TOTAL
Sabres	1	1	1	0	3	Sabres	8	4	11	0	23
Blues	0	1	3	0	4	Blues	10	12	10	0	32

INDIVIDUAL SCORING

SABRES	GP	G	A	TP	+/-	PIM	PP	SH	GW	EN	S	PCTG	BLUES	GP	G	A	TP	+/-	PIM	PP	SH	GW	EN	S	PCTG
TIM CONNOLLY	1	0	2	2	1	0	0	0	0	0	3	.0	BRAD BOYES	1	1	1	2	1	0	0	0	1	0	1	100.0
ALES KOTALIK	1	1	0	1	-1	0	1	0	0	0	2	50.0	MIKE JOHNSON	1	1	1	2	2	0	0	0	0	0	1	100.0
JASON POMINVILLE	1	1	0	1	0	0	0	0	0	0	2	50.0	PAUL KARIYA	1	1	1	2	2	0	0	0	0	0	7	14.3
ANDREJ SEKERA	1	1	0	1	-1	0	0	0	0	0	2	50.0	BRYCE SALVADOR	1	0	2	2	3	0	0	0	0	0	2	.0
JOCHEN HECHT	1	0	1	1	0	0	0	0	0	0	1	.0	KEITH TKACHUK	1	0	2	2	2	0	0	0	0	0	2	.0
TONI LYDMAN	1	0	1	1	0	0	0	0	0	0	1	.0	MARTIN RUCINSKY	1	1	0	1	2	0	0	0	0	0	2	50.0
CLARKE MACARTHUR	1	0	1	1	-1	0	0	0	0	0	0	.0	CHRISTIAN BACKMAN	1	0	0	0	-2	0	0	0	0	0	2	.0
JAROSLAV SPACEK	1	0	1	1	-1	0	0	0	0	0	1	.0	ERIC BREWER	1	0	0	0	3	2	0	0	0	0	3	.0
MAXIM AFINOGENOV	1	0	0	0	0	2	0	0	0	0	3	.0	DAN HINOTE	1	0	0	0	-1	0	0	0	0	0	0	.0
BRIAN CAMPBELL	1	0	0	0	-1	0	0	0	0	0	1	.0	BARRET JACKMAN	1	0	0	0	-2	2	0	0	0	0	1	.0
PAUL GAUSTAD	1	0	0	0	-2	0	0	0	0	0	0	.0	RYAN JOHNSON	1	0	0	0	0	0	0	0	0	0	2	.0
NATHAN PAETSCH	1	0	0	0	-1	0	0	0	0	0	0	.0	ERIK JOHNSON	1	0	0	0	1	0	0	0	0	0	0	.0
DANIEL PAILLE	1	0	0	0	-2	0	0	0	0	0	1	.0	DWAYNE KING	1	0	0	0	-1	0	0	0	0	0	1	.0
NOLAN PRATT	1	0	0	0	0	0	0	0	0	0	0	.0	JAMAL MAYERS	1	0	0	0	-1	0	0	0	0	0	3	.0
DEREK ROY	1	0	0	0	0	0	0	0	0	0	2	.0	JAY MCCLEMENT	1	0	0	0	0	0	0	0	0	0	0	.0
MICHAEL RYAN	1	0	0	0	-1	2	0	0	0	0	1	.0	JAY MCKEE	1	0	0	0	1	0	0	0	0	0	4	.0
DREW STAFFORD	1	0	0	0	0	0	0	0	0	0	1	.0	LEE STEMPNIK	1	0	0	0	0	2	0	0	0	0	0	.0
THOMAS VANEK	1	0	0	0	0	0	0	0	0	0	2	.0	DOUG WEIGHT	1	0	0	0	0	0	0	0	0	0	1	.0

POWER PLAY: I-2 50.0%
PENALTY KILLING: I-1 100.0%

POWER PLAY: 0-1 0.0%
PENALTY KILLING: I-2 50.0%

GOALTENDING

SABRES	GP	MIN	GA	GAA	EN	SO	W	L	T	SHOTS	SAVE%	BLUES	GP	MIN	GA	GAA	EN	SO	W	L	T	SHOTS	SAVE%
JOCELYN THIBAUT	0	0	0	.00	0	0	0	0	0	0	.000	MANNY LEGACE	1	59	3	3.05	0	0	1	0	0	23	.870
RYAN MILLER	1	59	4	4.07	0	0	0	1	0	32	.875												



SUMMARY: Won - 4 Lost - 0 Losses - 0

BUFFALO SABRES VS. TAMPA BAY LIGHTNING

@ BUFFALO	SABRES	LIGHTNING	ATTENDANCE	GOALTENDERS	W/T GOAL
20 Feb. 2008	4	3	18690	HOLMQVIST/ MILLER	THOMAS VANEK
19 March 2008	7	4	18690	RAMO/ MILLER	THOMAS VANEK

@ TAMPA BAY	SABRES	LIGHTNING	ATTENDANCE	GOALTENDERS	W/T GOAL
27 Oct. 2007	4	3	19804	HOLMQVIST/ MILLER	THOMAS VANEK
29 Jan. 2008	4	2	18920	HOLMQVIST/ MILLER	DREW STAFFORD

GOALS BY PERIOD	1ST	2ND	3RD	OT	TOTAL	SHOTS BY PERIOD	1ST	2ND	3RD	OT	TOTAL
Sabres	3	4	10	2	19	Sabres	38	37	50	5	130
Lightning	3	5	4	0	12	Lightning	35	31	32	5	103

INDIVIDUAL SCORING

SABRES	GP	G	A	TP	+/-	PIM	PP	SH	GW	EN	S	PCTG	LIGHTNING	GP	G	A	TP	+/-	PIM	PP	SH	GW	EN	S	PCTG
JASON POMINVILLE	4	3	6	9	6	0	0	0	0	0	16	18.8	VINCENT LECAVALIER	4	3	4	7	-2	2	1	0	0	0	17	17.6
THOMAS VANEK	4	7	1	8	6	0	1	0	3	0	11	63.6	VACLAV PROSPAL	3	3	1	4	-1	2	1	0	0	0	9	33.3
DEREK ROY	4	2	5	7	6	0	0	0	0	0	14	14.3	MARTIN ST. LOUIS	4	1	3	4	-5	2	1	0	0	0	12	8.3
JOCHEN HECHT	4	2	4	6	6	0	0	1	0	1	16	12.5	DAN BOYLE	3	0	4	4	-4	4	0	0	0	0	5	.0
DREW STAFFORD	3	1	3	4	3	2	0	0	1	0	3	33.3	BRAD RICHARDS	3	2	1	3	-4	0	1	0	0	0	10	20.0
TIM CONNOLLY	2	0	4	4	2	0	0	0	0	0	8	.0	CHRIS GRATTON	3	1	1	2	-2	4	0	0	0	0	4	25.0
PAUL GAUSTAD	4	1	2	3	3	2	1	0	0	0	10	10.0	PAUL RANGER	4	0	2	2	-2	0	0	0	0	0	6	.0
TONI LYDMAN	4	0	3	3	4	4	0	0	0	0	3	.0	JEFF HALPERN	1	1	0	1	0	2	0	0	0	0	2	50.0
NATHAN PAETSCH	1	1	1	2	2	0	0	0	0	0	2	50.0	MICHEL OUELLET	4	1	0	1	1	0	0	0	0	0	7	14.3
CLARKE MACARTHUR	2	1	1	2	1	4	0	0	0	0	3	33.3	JUSSI JOKINEN	1	0	1	1	-1	0	0	0	0	0	0	.0
JAROSLAV SPACEK	2	0	2	2	2	0	0	0	0	0	1	.0	JUNIOR LESSARD	1	0	1	1	-2	0	0	0	0	0	0	.0
MAXIM AFINOGENOV	2	1	0	1	-2	2	0	0	0	0	6	16.7	MATHIEU DARCHÉ	3	0	1	1	1	0	0	0	0	0	4	.0
BRIAN CAMPBELL	3	0	1	1	0	2	0	0	0	0	6	.0	JAN HLAVAC	3	0	1	1	-1	4	0	0	0	0	4	.0
HENRIK TALLINDER	4	0	1	1	1	2	0	0	0	0	3	.0	FILIP KUBA	4	0	1	1	-3	4	0	0	0	0	6	.0
STEVE BERNIER	1	0	0	0	0	2	0	0	0	0	2	.0	CRAIG MACDONALD	4	0	1	1	-3	0	0	0	0	0	2	.0
MICHAEL FUNK	1	0	0	0	-2	0	0	0	0	0	0	.0	ALEXANDRE PICARD	1	0	0	0	0	2	0	0	0	0	0	.0
MICHAEL RYAN	1	0	0	0	0	0	0	0	0	0	0	.0	MATT SMABY	1	0	0	0	-1	0	0	0	0	0	0	.0
DMITRI KALININ	2	0	0	0	1	2	0	0	0	0	4	.0	KARL STEWART	1	0	0	0	-1	0	0	0	0	0	1	.0
ANDREW PETERS	2	0	0	0	0	5	0	0	0	0	0	.0	DOUG JANIK	2	0	0	0	0	0	0	0	0	0	1	.0
ANDREJ SEKERA	2	0	0	0	5	0	0	0	0	0	1	.0	ANDREAS KARLSSON	2	0	0	0	-1	0	0	0	0	0	0	.0
MIKE WEBER	2	0	0	0	5	0	0	0	0	0	1	.0	BRAD LUKOWICH	2	0	0	0	-3	0	0	0	0	0	1	.0
PATRICK KALETA	3	0	0	0	-1	2	0	0	0	0	1	.0	MIKE LUNDIN	3	0	0	0	0	0	0	0	0	0	2	.0
NOLAN PRATT	3	0	0	0	-1	0	0	0	0	0	1	.0	ANDRE ROY	3	0	0	0	0	7	0	0	0	0	2	.0
ALES KOTALIK	4	0	0	0	-1	6	0	0	0	0	10	.0	SHANE O'BRIEN	4	0	0	0	-4	4	0	0	0	0	2	.0
ADAM MAIR	4	0	0	0	-3	0	0	0	0	0	5	.0	NICK TARNASKY	4	0	0	0	-4	0	0	0	0	0	2	.0
DANIEL PAILLE	4	0	0	0	0	0	0	0	0	0	3	.0	JASON WARD	4	0	0	0	-3	2	0	0	0	0	4	.0

POWER PLAY: 2-15 13.3%
PENALTY KILLING: 8-12 66.7%

POWER PLAY: 4-12 33.3%
PENALTY KILLING: 13-15 86.7%

GOALTENDING

SABRES	GP	MIN	GA	GAA	EN	SO	W	L	T	SHOTS	SAVE%	LIGHTNING	GP	MIN	GA	GAA	EN	SO	W	L	T	SHOTS	SAVE%
JOCELYN THIBAUT	0	0	0	0	0	0	0	0	0	0	.000	JOHAN HOLMQVIST	3	185	12	3.89	0	0	0	1	2	98	.878
RYAN MILLER	4	245	12	2.94	0	0	4	0	0	103	.883	KARRI RAMO	1	58	6	1	0	0	1	0	31	.806	



BUFFALO SABRES
VS. TORONTO MAPLE LEAFS

@ BUFFALO	SABRES	MAPLE LEAFS	ATTENDANCE	GOALTENDERS	W/T GOAL
15 Oct. 2007	5	4	18217	RAYCROFT/ THIBAUT	PAUL GAUSTAD
9 Nov. 2007	0	3	18690	RAYCROFT/ MILLER	BRYAN MCCABE
13 Feb. 2008	1	0	18690	TOSKALA/ MILLER	PAUL GAUSTAD
21 March 2008	1	4	18690	TOSKALA/ MILLER	DARCY TUCKER

@ TORONTO	SABRES	MAPLE LEAFS	ATTENDANCE	GOALTENDERS	W/T GOAL
19 Jan. 2008	2	4	19436	TOSKALA/ MILLER	ALEXEI PONIKAROVSKY
21 Feb. 2008	5	1	19467	TOSKALA/ MILLER	THOMAS VANEK
15 March 2008	6	2	19462	TOSKALA/ MILLER	DREW STAFFORD
1 April 2008	4	3	19288	RAYCROFT/ MILLER	

GOALS BY PERIOD	1ST	2ND	3RD	OT	TOTAL	SHOTS BY PERIOD	1ST	2ND	3RD	OT	TOTAL
Sabres	4	6	12	1	24	Sabres	76	84	73	7	240
Maple Leafs	7	6	8	0	21	Maple Leafs	69	66	81	3	219

INDIVIDUAL SCORING

SABRES	GP	G	A	TP	+/-	PIM	PP	SH	GW	EN	S	PCTG	MAPLE LEAFS	GP	G	A	TP	+/-	PIM	PP	SH	GW	EN	S	PCTG
JASON POMINVILLE	8	2	6	8	1	2	0	0	0	0	20	10.0	ALEX STEEN	8	2	4	6	-4	2	1	0	0	13	15.4	
PAUL GAUSTAD	8	2	5	7	1	6	1	0	2	0	11	18.2	JASON BLAKE	8	2	3	5	-2	2	0	0	0	0	40	5.0
THOMAS VANEK	8	4	2	6	-3	6	3	0	1	0	26	15.4	ALEXEI PONIKAROVSKY	7	1	4	5	3	2	0	0	1	0	8	12.5
JOCHEN HECHT	8	3	3	6	3	4	0	0	0	0	29	10.3	NIK ANTROPOV	6	2	2	4	-2	4	1	0	0	0	11	18.2
DEREK ROY	8	2	4	6	-3	4	1	0	0	0	18	11.1	DARCY TUCKER	8	2	2	4	0	2	1	0	1	0	14	14.3
ALES KOTALIK	8	3	1	4	2	6	1	0	0	1	27	11.1	PAVEL KUBINA	8	1	3	4	1	14	1	0	0	0	17	5.9
DANIEL PAILLE	8	2	2	4	0	4	0	0	0	0	10	20.0	MATT STAJAN	8	1	3	4	0	10	0	0	0	0	14	7.1
BRIAN CAMPBELL	5	1	2	3	0	2	0	0	0	0	9	11.1	CHAD KILGER	4	2	1	3	3	0	0	0	0	0	4	50.0
ADAM MAIR	7	1	2	3	5	4	0	0	0	0	6	16.7	MATS SUNDIN	5	1	2	3	-6	10	0	0	0	0	15	6.7
DREW STAFFORD	6	1	1	2	1	0	0	0	1	0	13	7.7	ANTON STRALMAN	6	1	2	3	0	2	0	0	0	0	3	33.3
HENRIK TALLINDER	8	1	1	2	5	4	0	0	0	1	10	10.0	TOMAS KABERLE	8	1	2	3	-2	6	1	0	0	0	11	9.1
TIM CONNOLLY	2	0	2	2	1	0	0	0	0	0	6	.0	IAN WHITE	8	1	2	3	-3	2	0	0	0	0	8	12.5
JAROSLAV SPACEK	4	0	2	2	0	2	0	0	0	0	3	.0	JOHN POHL	2	0	3	3	3	0	0	0	0	0	0	.0
STEVE BERNIER	3	1	0	1	1	0	0	0	0	0	8	12.5	SIMON GAMACHE	1	1	0	1	1	2	0	0	0	0	2	50.0
CLARKE MACARTHUR	4	0	1	1	-1	0	0	0	0	0	5	.0	BOYD DEVEREAUX	4	1	0	1	1	0	0	0	0	0	4	25.0
ANDREJ SEKERA	4	0	1	1	0	0	0	0	0	0	0	.0	BRYAN MCCABE	7	1	0	1	0	4	0	0	1	0	15	6.7
MAXIM AFINOGENOV	5	0	1	1	-5	2	0	0	0	0	8	.0	JIRI TLUSTY	7	1	0	1	-3	4	1	0	0	0	6	16.7
PATRICK KALETA	6	0	1	1	2	0	0	0	0	0	4	.0	MARK BELL	4	0	1	1	-1	2	0	0	0	0	4	.0
TONI LYDMAN	8	0	1	1	5	6	0	0	0	0	11	.0	HAL GILL	5	0	1	1	2	2	0	0	0	0	4	.0
MICHAEL FUNK	2	0	0	0	-1	0	0	0	0	0	0	.0	VESA TOSKALA	5	0	1	1	0	0	0	0	0	0	0	.0
ANDREW PETERS	3	0	0	0	0	0	0	0	0	0	0	.0	DOMINIC MOORE	6	0	1	1	1	0	0	0	0	0	9	.0
MICHAEL RYAN	3	0	0	0	0	0	0	0	0	0	3	.0	BATES BATTAGLIA	1	0	0	0	-1	0	0	0	0	0	0	.0
MIKE WEBER	3	0	0	0	0	0	0	0	0	0	1	.0	WADE BELAK	1	0	0	0	0	0	0	0	0	0	0	.0
DMITRI KALJININ	4	0	0	0	-3	4	0	0	0	0	6	.0	ALEX FOSTER	1	0	0	0	0	0	0	0	0	0	0	.0
NATHAN PAETSCH	5	0	0	0	-1	0	0	0	0	0	6	.0	STAFFAN KRONVALL	2	0	0	0	0	2	0	0	0	0	1	.0
NOLAN PRATT	6	0	0	0	0	2	0	0	0	0	0	.0	CARLO COLAIACOVO	3	0	0	0	-3	2	0	0	0	0	4	.0
													JEREMY WILLIAMS	3	0	0	0	-1	0	0	0	0	0	5	.0
													ANDY WOZNIEWSKI	3	0	0	0	1	0	0	0	0	0	1	.0
													KRIS NEWBURY	4	0	0	0	0	2	0	0	0	0	2	.0
													KYLE WELLWOOD	6	0	0	0	0	0	0	0	0	0	4	.0

POWER PLAY: 6-36 16.7%
PENALTY KILLING: 19-25 76.0%

POWER PLAY: 6-25 24.0%
PENALTY KILLING: 30-36 83.3%

GOALTENDING

SABRES	GP	MIN	GA	GAA	EN	SO	W	L	T	SHOTS	SAVE%	MAPLE LEAFS	GP	MIN	GA	GAA	EN	SO	W	L	T	SHOTS	SAVE%
JOCELYN THIBAUT	1	65	4	3.69	0	0	1	0	0	25	.840	VESA TOSKALA	5	294	13	2.65	2	0	2	3	0	125	.896
RYAN MILLER	7	422	17	2.42	0	1	4	3	0	194	.912	ANDREW RAYCROFT	3	190	8	2.53	0	1	1	0	2	113	.929



SUMMARY: Won - 1 Lost - 0 OT Losses - 0

BUFFALO SABRES vs. VANCOUVER CANUCKS

@ BUFFALO SABRES CANUCKS ATTENDANCE GOALTENDERS W/T GOAL
19 Jan. 2007 4 3 186690 SABOURIN/ MILLER

@ VANCOUVER SABRES CANUCKS ATTENDANCE GOALTENDERS W/T GOAL

GOALS BY PERIOD	1ST	2ND	3RD	OT	TOTAL	SHOTS BY PERIOD	1ST	2ND	3RD	OT	TOTAL
Sabres	1	0	2	0	4	Sabres	13	5	17	1	36
Canucks	0	2	1	0	3	Canucks	6	12	8	2	28

NOTE: Buffalo Sabres and Vancouver Canucks did not meet during the 2007-2008 NHL Season. Stats are from 2006-2007 NHL Season.

INDIVIDUAL SCORING

SABRES	GP	G	A	TP	+/-	PIM	PP	SH	GW	EN	S	PCTG	CANUCKS	GP	G	A	TP	+/-	PIM	PP	SH	GW	EN	S	PCTG
JASON POMINVILLE	1	1	1	2	1	0	0	0	0	0	4	25.0	JAN BULIS	1	1	0	1	-1	0	0	1	0	0	2	50.0
CHRIS DRURY	1	1	0	1	1	2	0	0	0	0	2	50.0	MARKUS NASLUND	1	1	0	1	-1	0	1	0	0	0	3	33.3
PAUL GAUSTAD	1	1	0	1	1	0	0	0	0	0	2	50.0	TAYLOR PYATT	1	1	0	1	0	0	1	0	0	0	3	33.3
MAXIM AFINOGENOV	1	0	1	1	2	2	0	0	0	0	6	.0	KEVIN BIEKSA	1	0	1	1	0	4	0	0	0	0	2	.0
DANIEL BRIERE	1	0	1	1	1	2	0	0	0	0	0	.0	RORY FITZPATRICK	1	0	1	1	1	0	0	0	0	0	0	.0
BRIAN CAMPBELL	1	0	1	1	0	0	0	0	0	0	0	.0	JOSH GREEN	1	0	1	1	1	2	0	0	0	0	3	.0
DMITRI KALININ	1	0	1	1	2	0	0	0	0	0	2	.0	LUKAS KRAJICEK	1	0	1	1	0	2	0	0	0	0	2	.0
THOMAS VANEK	1	0	1	1	0	0	0	0	0	0	5	.0	BRENDAN MORRISON	1	0	1	1	-3	0	0	0	0	0	0	.0
ALES KOTALIK	1	0	0	0	1	0	0	0	0	0	3	.0	SAMI SALO	1	0	1	1	-2	0	0	0	0	0	5	.0
TONI LYDMAN	1	0	0	0	-1	0	0	0	0	0	1	.0	ALEXANDRE BURROWS	1	0	0	0	0	0	0	0	0	0	0	.0
ADAM MAIR	1	0	0	0	0	2	0	0	0	0	1	.0	MARC CHOUINARD	1	0	0	0	0	0	0	0	0	0	0	.0
JIRI NOVOTNY	1	0	0	0	0	0	0	0	0	0	1	.0	MATT COOKE	1	0	0	0	-3	0	0	0	0	0	3	.0
TEPPO NUMMINEN	1	0	0	0	2	0	0	0	0	0	2	.0	JEFF COWAN	1	0	0	0	0	2	0	0	0	0	0	.0
NATHAN PAETSCH	1	0	0	0	0	0	0	0	0	0	0	.0	ALEXANDER EDLER	1	0	0	0	-2	0	0	0	0	0	0	.0
DANIEL PAILLE	1	0	0	0	1	0	0	0	0	0	3	.0	RYAN KESLER	1	0	0	0	0	2	0	0	0	0	3	.0
DEREK ROY	1	0	0	0	0	2	0	0	0	0	1	.0	MATTIAS OHLUND	1	0	0	0	-1	2	0	0	0	0	0	.0
JAROSLAV SPACEK	1	0	0	0	0	2	0	0	0	0	3	.0	DANIEL SEDIN	1	0	0	0	0	0	0	0	0	0	0	.0
DREW STAFFORD	1	0	0	0	0	2	0	0	0	0	0	.0	HENRIK SEDIN	1	0	0	0	0	0	0	0	0	0	0	.0

POWER PLAY: 0-5 .0%
PENALTY KILLING: 4-6 66.7%

POWER PLAY: 2-6 33.3%
PENALTY KILLING: 5-5 100.0%

GOALTENDING

SABRES	GP	MIN	GA	GAA	EN	SO	W	L	T	SHOTS	SAVE%	CANUCKS	GP	MIN	GA	GAA	EN	SO	W	L	T	SHOTS	SAVE%
MARTIN BIRON	0	0	0	0	0	0	0	0	0	0	.000	ROBERTO LUONGO	0	0	0	0	0	0	0	0	0	0	.000
RYAN MILLER	1	65	3	2.77	0	0	1	0	0	28	.893	DANY SABOURIN	1	65	3	2.77	0	0	0	0	1	36	.917



REGULAR SEASON

2007.2008

SUMMARY: Won - 3 Lost - 1 OT Losses - 0

BUFFALO SABRES vs. WASHINGTON CAPITALS



@ BUFFALO	SABRES	CAPITALS	ATTENDANCE	GOALTENDERS	W/T GOAL
13 Oct. 2007	7	3	18690	JOHNSON/ MILLER	ADAM MAIR
5 March 2008	1	3	18690	KOLZIG/ MILLER	NICKLAS BACKSTROM
@ WASHINGTON	SABRES	CAPITALS	ATTENDANCE	GOALTENDERS	W/T GOAL
26 Nov. 2007	3	1	11204	KOLZIG/ MILLER	JOCHEN HECHT
14 Dec. 2007	5	3	17035	KOLZIG/ MILLER	TIM CONNOLLY

GOALS BY PERIOD	1ST	2ND	3RD	OT	TOTAL	SHOTS BY PERIOD	1ST	2ND	3RD	OT	TOTAL
Sabres	2	8	6	0	16	Sabres	40	47	50	0	137
Capitals	3	3	4	0	10	Capitals	26	40	37	0	103

INDIVIDUAL SCORING

SABRES	GP	G	A	TP	+/-	PIM	PP	SH	GW	EN	S	PCTG	CAPITALS	GP	G	A	TP	+/-	PIM	PP	SH	GW	EN	S	PCTG
BRIAN CAMPBELL	3	0	6	6	3	0	0	0	0	0	11	.0	ALEX OVECHKIN	4	5	0	5	0	4	2	0	0	0	22	22.7
JOCHEN HECHT	3	3	2	5	3	0	0	0	1	1	9	33.3	NICKLAS BACKSTROM	4	2	3	5	1	0	0	0	1	0	7	28.6
JASON POMINVILLE	4	2	3	5	3	0	0	0	0	0	10	20.0	MICHAEL NYLANDER	3	1	2	3	-7	0	0	0	0	0	8	12.5
DEREK ROY	4	3	1	4	3	0	0	1	0	0	11	27.3	VIKTOR KOZLOV	4	0	3	3	3	2	0	0	0	0	4	.0
JAROSLAV SPACEK	4	2	2	4	2	0	2	0	0	0	8	25.0	MIKE GREEN	4	1	1	2	-2	6	0	0	0	0	7	14.3
MAXIM AFINOGENOV	4	2	1	3	2	8	0	0	0	0	14	14.3	BROOKS LAICH	4	1	1	2	-1	0	0	0	0	0	6	16.7
ALES KOTALIK	4	1	2	3	1	4	1	0	0	0	7	14.3	MILAN JURCINA	3	0	2	2	2	4	0	0	0	0	2	.0
TIM CONNOLLY	3	1	1	2	3	0	0	0	1	0	7	14.3	TOM POTI	4	0	2	2	-1	4	0	0	0	0	5	.0
TONI LYDMAN	4	0	2	2	1	4	0	0	0	0	5	.0	STEVE EMINGER	1	0	1	1	-2	0	0	0	0	0	1	.0
DANIEL PAILLE	4	0	2	2	1	0	0	0	0	0	7	.0	OLAF KOLZIG	3	0	1	1	0	0	0	0	0	0	0	.0
THOMAS VANEK	4	0	2	2	3	2	0	0	0	0	11	.0	MATT COOKE	1	0	0	0	0	0	0	0	0	0	1	.0
ADAM MAIR	3	1	0	1	-1	2	0	0	1	0	4	25.0	SERGEI FEDOROV	1	0	0	0	0	0	0	0	0	0	3	.0
DREW STAFFORD	3	1	0	1	-1	0	0	0	0	0	6	16.7	ERIC FEHR	1	0	0	0	0	0	0	0	0	0	1	.0
HENRIK TALLINDER	2	0	1	1	3	2	0	0	0	0	3	.0	QUINTIN LAING	1	0	0	0	0	0	0	0	0	0	1	.0
ANDREJ SEKERA	3	0	1	1	3	0	0	0	0	0	3	.0	CHRIS CLARK	2	0	0	0	-2	0	0	0	0	0	2	.0
PAUL GAUSTAD	4	0	1	1	0	0	0	0	0	0	5	.0	TOMAS FLEISCHMANN	2	0	0	0	-3	2	0	0	0	0	4	.0
STEVE BERNIER	1	0	0	0	-2	0	0	0	0	0	1	.0	BOYD GORDON	2	0	0	0	0	0	0	0	0	0	3	.0
PATRICK KALETA	1	0	0	0	0	0	0	0	0	0	1	.0	JOE MOTZKO	2	0	0	0	-2	0	0	0	0	0	1	.0
DMITRI KALININ	2	0	0	0	-3	2	0	0	0	0	5	.0	MATT PETTINGER	2	0	0	0	-2	0	0	0	0	0	2	.0
CLARKE MACARTHUR	2	0	0	0	-1	0	0	0	0	0	2	.0	JEFF SCHULTZ	2	0	0	0	-1	4	0	0	0	0	0	.0
ANDREW PETERS	2	0	0	0	0	5	0	0	0	0	1	.0	JOHN ERSKINE	3	0	0	0	-2	5	0	0	0	0	1	.0
NOLAN PRATT	2	0	0	0	0	0	0	0	0	0	1	.0	BRIAN POTHIER	3	0	0	0	-1	0	0	0	0	0	2	.0
MICHAEL RYAN	2	0	0	0	1	0	0	0	0	0	1	.0	ALEXANDER SEMIN	3	0	0	0	-5	0	0	0	0	0	3	.0
NATHAN PAETSCH	4	0	0	0	1	0	0	0	0	0	4	.0	MATT BRADLEY	4	0	0	0	0	8	0	0	0	0	5	.0
													DONALD BRASHEAR	4	0	0	0	0	2	0	0	0	0	4	.0
													SHAONE MORRISONN	4	0	0	0	0	4	0	0	0	0	0	.0
													DAVID STECKEL	4	0	0	0	-1	0	0	0	0	0	8	.0

POWER PLAY: 3-21 14.3%
PENALTY KILLING: 10-12 83.3%

POWER PLAY: 8-44 18.2%
PENALTY KILLING: 36-44 81.8%

GOALTENDING

SABRES	GP	MIN	GA	GAA	EN	SO	W	L	T	SHOTS	SAVE%	CAPITALS	GP	MIN	GA	GAA	EN	SO	W	L	T	SHOTS	SAVE%
JOCELYN THIBAUT	0	0	0	0	0	0	0	0	0	0	.000	OLAF KOLZIG	3	178	8	2.70	1	0	1	2	0	83	.904
RYAN MILLER	4	238	10	2.52	0	0	3	1	0	103	.903	BRENT JOHNSON	1	60	7	7.00	0	0	0	1	0	53	.868

THE RECORD BOOK





YEAR-BY-YEAR RESULTS

1970-1971 REGULAR SEASON SCORES

24-39-15, 15th Place - East Division

Table of 1970-1971 regular season scores, listing dates, opponents, and results.

REGULAR SEASON SCORING 1970-1971

Table of regular season scoring statistics for 1970-1971, including player names and various stats.

Summary table for 1970-1971 season totals, including team and player averages.

YEAR-BY-YEAR RESULTS

1971-1972 REGULAR SEASON SCORES

16-43-19, 6th Place - East Division

Table of 1971-1972 regular season scores, listing dates, opponents, and results.

REGULAR SEASON SCORING 1971-1972

Table of regular season scoring statistics for 1971-1972, including player names and various stats.

Summary table for 1971-1972 season totals, including team and player averages.

YEAR-BY-YEAR RESULTS

1972-1973 REGULAR SEASON SCORES

37-27-14, 4th Place - East Division

Table of 1972-1973 regular season scores, listing dates, opponents, and results.

REGULAR SEASON SCORING 1972-1973

Table of regular season scoring statistics for 1972-1973, including player names and various stats.

Summary table for 1972-1973 season totals, including team and player averages.

YEAR-BY-YEAR RESULTS

1973-1974 REGULAR SEASON SCORES

32-34-12, 5th Place - East Division

Table of 1973-1974 regular season scores. Columns include Date, Location, Opponent, Score, and Result.

YEAR-BY-YEAR RESULTS

1974-1975 REGULAR SEASON SCORES

49-16-15, 1st Place - Adams Division

Table of 1974-1975 regular season scores. Columns include Date, Location, Opponent, Score, and Result.

YEAR-BY-YEAR RESULTS

1975-1976 REGULAR SEASON SCORES

46-21-13, 2nd Place - Adams Division

Table of 1975-1976 regular season scores. Columns include Date, Location, Opponent, Score, and Result.

REGULAR SEASON SCORING 1973-1974

Table of regular season scoring statistics for 1973-1974. Columns include #, Player, GP, G, A, PTS, +/-, PIM, PP, SH, GW, GT, S, PCT.

REGULAR SEASON SCORING 1974-1975

Table of regular season scoring statistics for 1974-1975. Columns include #, Player, GP, G, A, PTS, +/-, PIM, PP, SH, GW, GT, S, PCT.

REGULAR SEASON SCORING 1975-1976

Table of regular season scoring statistics for 1975-1976. Columns include #, Player, GP, G, A, PTS, +/-, PIM, PP, SH, GW, GT, S, PCT.

Summary table for 1973-1974 season totals, including Goaltender and Team Totals.

Summary table for 1974-1975 season totals, including Goaltender and Team Totals.

Summary table for 1975-1976 season totals, including Goaltender and Team Totals.



YEAR-BY-YEAR RESULTS

1979-1980 REGULAR SEASON SCORES

47-17-16, 1st place - Adams Division

Table listing game results from Oct 11 to Jan 6, 1979-1980 season. Columns include date, home team, score, away team, score, and result (W/L/T).

YEAR-BY-YEAR RESULTS

1980-1981 REGULAR SEASON SCORES

39-20-21, 1st place - Adams Division

Table listing game results from Oct 9 to Jan 9, 1980-1981 season. Columns include date, home team, score, away team, score, and result (W/L/T).

YEAR-BY-YEAR RESULTS

1981-1982 REGULAR SEASON SCORES

39-26-15, 3rd place - Adams Division

Table listing game results from Oct 7 to Jan 3, 1981-1982 season. Columns include date, home team, score, away team, score, and result (W/L/T).

REGULAR SEASON SCORING 1979-1980

Scoring table for 1979-1980 regular season. Columns: #, Player, GP, G, A, PTS, +/-, PIM, PP, SH, GW, GT, S, PCT.

Goalkeeping table for 1979-1980 regular season. Columns: #, Goalender, GP, MIN, AVG, W, L, T, EN, SO, GA, SA, PCT.

TEAM TOTALS for 1979-1980 regular season.

REGULAR SEASON SCORING 1980-1981

Scoring table for 1980-1981 regular season. Columns: #, Player, GP, G, A, PTS, +/-, PIM, PP, SH, GW, GT, S, PCT.

Goalkeeping table for 1980-1981 regular season. Columns: #, Goalender, GP, MIN, AVG, W, L, T, EN, SO, GA, SA, PCT.

TEAM TOTALS for 1980-1981 regular season.

REGULAR SEASON SCORING 1981-1982

Scoring table for 1981-1982 regular season. Columns: #, Player, GP, G, A, PTS, +/-, PIM, PP, SH, GW, GT, S, PCT.

Goalkeeping table for 1981-1982 regular season. Columns: #, Goalender, GP, MIN, AVG, W, L, T, EN, SO, GA, SA, PCT.

TEAM TOTALS for 1981-1982 regular season.

YEAR-BY-YEAR RESULTS

1985-1986 REGULAR SEASON SCORES
37-37-6, 5th place - Adams Division

Table of 1985-1986 regular season game results with columns for date, location, score, and opponent.

YEAR-BY-YEAR RESULTS

1986-1987 REGULAR SEASON SCORES
28-44-8, 5th place - Adams Division

Table of 1986-1987 regular season game results with columns for date, location, score, and opponent.

YEAR-BY-YEAR RESULTS

1987-1988 REGULAR SEASON SCORES
37-32-11, 3rd place - Adams Division

Table of 1987-1988 regular season game results with columns for date, location, score, and opponent.

REGULAR SEASON SCORING 1985-1986

Table of player statistics for the 1985-1986 season including goals, assists, and points.

Table of goaltender statistics for the 1985-1986 season including goals against, saves, and shutouts.

REGULAR SEASON SCORING 1986-1987

Table of player statistics for the 1986-1987 season including goals, assists, and points.

Table of goaltender statistics for the 1986-1987 season including goals against, saves, and shutouts.

REGULAR SEASON SCORING 1987-1988

Table of player statistics for the 1987-1988 season including goals, assists, and points.

Table of goaltender statistics for the 1987-1988 season including goals against, saves, and shutouts.



YEAR-BY-YEAR RESULTS

1988-1989 REGULAR SEASON SCORES

38-35-7, 3rd place - Adams Division

Table of 1988-1989 regular season scores. Columns include date, opponent, score, and result. Rows list games from Oct 6 to Jan 6.

REGULAR SEASON SCORING 1988-1989

Table of regular season scoring for 1988-1989. Columns include player name, GP, G, A, PTS, +/-, PIM, PP, SH, GW, GT, S, PCT.

* - overtime decision

YEAR-BY-YEAR RESULTS

1989-1990 REGULAR SEASON SCORES

45-27-8, 2nd place - Adams Division

Table of 1989-1990 regular season scores. Columns include date, opponent, score, and result. Rows list games from Oct 5 to Jan 2.

REGULAR SEASON SCORING 1989-1990

Table of regular season scoring for 1989-1990. Columns include player name, GP, G, A, PTS, +/-, PIM, PP, SH, GW, GT, S, PCT.

* - overtime decision

YEAR-BY-YEAR RESULTS

1990-1991 REGULAR SEASON SCORES

31-30-19, 3rd place - Adams Division

Table of 1990-1991 regular season scores. Columns include date, opponent, score, and result. Rows list games from Oct 4 to Jan 4.

REGULAR SEASON SCORING 1990-1991

Table of regular season scoring for 1990-1991. Columns include player name, GP, G, A, PTS, +/-, PIM, PP, SH, GW, GT, S, PCT.

* - overtime decision

YEAR-BY-YEAR RESULTS

1997-1998 REGULAR SEASON SCORES

36-29-17, 3rd place - Northeast Division

Table of 1997-1998 regular season results with columns for date, opponent, score, and result.

YEAR-BY-YEAR RESULTS

1998-1999 REGULAR SEASON SCORES

37-28-17, 4th place - Northeast Division

Table of 1998-1999 regular season results with columns for date, opponent, score, and result.

YEAR-BY-YEAR RESULTS

1999-2000 REGULAR SEASON SCORES

35-32-11-4, 3rd place - Northeast Division

Table of 1999-2000 regular season results with columns for date, opponent, score, and result.

REGULAR SEASON SCORING 1997-1998

Table listing player statistics for the 1997-1998 season, including goals, assists, points, and penalty minutes.

REGULAR SEASON SCORING 1998-1999

Table listing player statistics for the 1998-1999 season, including goals, assists, points, and penalty minutes.

REGULAR SEASON SCORING 1999-2000

Table listing player statistics for the 1999-2000 season, including goals, assists, points, and penalty minutes.

TEAM TOTALS for 1997-1998 season.

TEAM TOTALS for 1998-1999 season.

TEAM TOTALS for 1999-2000 season.



YEAR-BY-YEAR RESULTS

2000-2001 REGULAR SEASON SCORES

46-30-5-1, 2nd place – Northeast Division

Table with columns for date, home team, score, away team, score. Lists game results from Oct 5 to Jan 11 for the 2000-2001 season.

YEAR-BY-YEAR RESULTS

2001-2002 REGULAR SEASON SCORES

35-35-11-1, 5th place – Northeast Division

Table with columns for date, home team, score, away team, score. Lists game results from Oct 4 to Jan 6 for the 2001-2002 season.

YEAR-BY-YEAR RESULTS

2002-2003 REGULAR SEASON SCORES

27-37-10-8, 5th place – Northeast Division

Table with columns for date, home team, score, away team, score. Lists game results from Oct 10 to Jan 11 for the 2002-2003 season.

REGULAR SEASON SCORING 2000-2001

Table with columns: #, Player, GP, G, A, PTS, +/-, PIM, PP, SH, GW, GT, S, PCT. Lists player statistics for the 2000-2001 season.

REGULAR SEASON SCORING 2001-2002

Table with columns: #, Player, GP, G, A, PTS, +/-, PIM, PP, SH, GW, GT, S, PCT. Lists player statistics for the 2001-2002 season.

REGULAR SEASON SCORING 2002-2003

Table with columns: #, Player, GP, G, A, PTS, +/-, PIM, PP, SH, GW, GT, S, PCT. Lists player statistics for the 2002-2003 season.

Table with columns: #, GOALTENDER, GP, MIN, AVG, W, L, T, EN, SO, GA, SA, PCT. Lists goalie statistics for the 2000-2001 season.

Table with columns: #, GOALTENDER, GP, MIN, AVG, W, L, T, EN, SO, GA, SA, PCT. Lists goalie statistics for the 2002-2003 season.



YEAR-BY-YEAR RESULTS

2003-2004 REGULAR SEASON SCORES
37-34-5-4, 5th place - Northeast Division

Table of year-by-year results for 2003-2004 season, listing dates, opponents, and scores.

YEAR-BY-YEAR RESULTS

2005-2006 REGULAR SEASON SCORES
52-24-6, 2nd place - Northeast Division

Table of year-by-year results for 2005-2006 season, listing dates, opponents, and scores.

YEAR-BY-YEAR RESULTS

2006-2007 REGULAR SEASON SCORES
53-22-7, 1st place - Northeast Division

Table of year-by-year results for 2006-2007 season, listing dates, opponents, and scores.

REGULAR SEASON SCORING 2003-2004

Table of regular season scoring statistics for 2003-2004, including player names, goals, assists, and points.

REGULAR SEASON SCORING 2005-2006

Table of regular season scoring statistics for 2005-2006, including player names, goals, assists, and points.

REGULAR SEASON SCORING 2006-2007

Table of regular season scoring statistics for 2006-2007, including player names, goals, assists, and points.

Summary table for 2003-2004 season including totals for goals, assists, and points.

Summary table for 2006-2007 season including totals for goals, assists, and points.



SABRES ALL-TIME RECORDS BY TEAM

HOME RECORD

TEAM	GP	W	L	OTL/T	GF	GA	PTS.
Anaheim	10	5	2	3	28	22	13
Atlanta	16	10	5	1	73	40	21
Boston	120	62	40	18	430	347	142
Calgary	46	28	13	5	191	133	61
Carolina	83	50	25	8	339	242	108
Chicago	53	32	14	7	199	138	71
Colorado	64	36	19	9	249	207	81
Columbus	5	2	3	0	13	12	4
Dallas	53	29	13	11	192	142	69
Detroit	53	33	12	8	228	157	74
Edmonton	31	11	13	7	111	113	29
Florida	29	19	7	3	84	54	41
Los Angeles	54	29	16	9	227	158	67
Minnesota	4	1	3	0	8	13	2
Montreal	114	60	32	22	355	305	142
Nashville	5	1	3	1	17	20	3
New Jersey	60	34	17	***9	229	179	77
N.Y. Islanders	67	37	20	10	227	185	84
N.Y. Rangers	74	42	20	12	299	228	96
Ottawa	43	26	14	3	134	98	55
Philadelphia	69	36	24	9	236	191	81
Phoenix	32	20	6	6	128	81	46
Pittsburgh	77	37	**20	****20	289	206	94
St. Louis	53	29	18	6	203	168	64
San Jose	12	11	1	0	52	32	22
Tampa Bay	29	18	9	2	94	81	38
Toronto	81	51	23	7	321	216	109
Vancouver	53	27	*18	8	189	155	62
Washington	62	39	***17	6	245	165	84
Defunct Clubs	23	13	5	5	94	63	31

* - includes one game played at Hamilton, Ont.

** - includes one game played at Sacramento, Calif.

*** - includes one game played at Rochester, N.Y.

**** - includes 2008 Winter Classic played at Orchard Park, N.Y.

AWAY RECORD

TEAM	GP	W	L	OTL/T	GF	GA	PTS.
Anaheim	10	7	3	0	31	19	14
Atlanta	16	5	7	4	48	54	14
Boston	119	40	62	17	351	429	97
Calgary	47	18	18	11	147	156	47
Carolina	84	38	33	13	251	246	89
Chicago	52	19	27	6	141	165	44
Colorado	65	23	31	11	203	231	57
Columbus	3	0	2	1	6	8	1
Dallas	55	22	27	6	158	174	50
Detroit	56	19	31	6	161	205	44
Edmonton	30	6	21	3	77	121	15
Florida	27	13	13	1	77	74	27
Los Angeles	55	23	23	9	189	193	55
Minnesota	4	3	1	0	10	6	6
Montreal	115	40	63	12	336	421	92
Nashville	6	4	2	0	16	12	8
New Jersey	60	27	21	*12	187	175	66
N.Y. Islanders	67	29	28	**10	185	188	68
N.Y. Rangers	72	26	29	17	195	231	69
Ottawa	45	20	16	9	120	121	49
Philadelphia	73	20	40	13	187	249	53
Phoenix	30	14	14	2	94	93	30
Pittsburgh	77	20	38	19	235	285	59
San Jose	11	2	4	5	40	37	9
St. Louis	51	14	28	9	127	183	37
Tampa Bay	29	20	6	3	92	61	43
Toronto	79	35	29	15	271	238	85
Vancouver	53	16	26	11	163	197	43
Washington	62	37	16	9	219	157	83
Defunct Clubs	23	12	8	3	97	76	27

* - includes one game played at Hamilton, Ont.

** - includes one game played at Minneapolis, Minn.

ALL-TIME RECORD

TEAM	GP	W	L	OTL/T	GF	GA	PTS.
Anaheim	20	12	5	3	59	41	27
Atlanta	32	15	12	5	121	94	35
Boston	239	102	102	35	781	776	239
Calgary	93	46	31	16	338	289	108
Carolina	167	88	58	21	590	488	197
Chicago	106	52	41	13	343	304	117
Colorado	129	59	50	20	452	438	138
Columbus	8	2	5	1	19	20	5
Dallas	108	51	40	17	350	316	119
Detroit	109	52	43	14	389	362	118
Edmonton	61	17	34	10	188	234	44
Florida	56	32	20	4	161	128	68
Los Angeles	109	52	39	18	416	351	122
Minnesota	8	4	4	0	18	19	8
Montreal	229	100	95	34	691	726	234

TEAM	GP	W	L	OTL/T	GF	GA	PTS.
Nashville	11	5	5	1	33	32	11
New Jersey	120	61	38	21	416	354	143
N.Y. Islanders	134	66	48	20	412	373	152
N.Y. Rangers	146	68	49	29	494	459	165
Ottawa	88	46	30	12	254	219	104
Philadelphia	142	56	64	22	423	440	134
Phoenix	62	34	20	8	222	174	76
Pittsburgh	154	57	58	39	524	491	153
St. Louis	104	43	46	15	330	351	101
San Jose	23	13	5	5	92	69	31
Tampa Bay	58	38	15	5	186	142	81
Toronto	160	86	52	22	592	454	194
Vancouver	106	43	44	19	352	352	105
Washington	124	76	33	15	464	322	167
Defunct Clubs	46	25	13	8	191	139	58



HOME (MOST TO LEAST RECENT)

TEAM	1	2	3	4	5	6	7	8	9	10	RECORD
Anaheim Ducks	L	W	W	W	W	W	W	T	T	W	7-1-2
Atlanta Thrashers	O	W	L	W	O	W	W	O	L	L	4-3-3
Boston Bruins	W	W	O	W	L	L	W	O	W	O	7-1-0-2
Calgary Flames	W	W	W	W	W	W	T	L	W	W	8-1-1
Carolina Hurricanes	W	W	L	L	W	W	O	W	L	W	6-3-0-1
Chicago Blackhawks	T	L	W	W	W	L	W	L	L	W	5-4-1
Colorado Avalanche	L	W	L	W	L	T	W	W	W	L	5-4-1
Columbus Blue Jackets	W	W	L	L	--	--	--	--	--	--	2-2-0
Dallas Stars	W	W	W	T	W	L	W	W	L	L	6-3-1
Detroit Red Wings	L	W	L	T	L	L	W	L	W	L	3-6-1
Edmonton Oilers	W	L	L	T	L	T	L	W	T	L	2-5-3
Florida Panthers	W	W	W	L	T	W	W	L	W	L	6-3-1
Los Angeles Kings	W	W	L	W	W	W	W	W	T	W	8-1-1
Minnesota Wild	L	L	L	W	--	--	--	--	--	--	1-3-0
Montreal Canadiens	W	L	O	W	W	O	W	L	W	W	6-2-0-2
Nashville Predators	L	T	L	L	--	--	--	--	--	--	0-3-1
New Jersey Devils	W	L	L	W	L	T	T	L	T	W	3-4-3
New York Islanders	W	W	W	W	L	L	O	W	T	L	5-3-1-1
New York Rangers	W	W	O	W	W	L	W	T	T	L	5-2-2-1
Ottawa Senators	W	W	L	L	W	L	W	L	W	W	6-4-0
Philadelphia Flyers	W	W	L	W	W	T	W	W	W	W	8-1-1
Phoenix Coyotes	O	L	L	L	L	T	T	T	W	L	1-5-3-1
Pittsburgh Penguins	L	W	W	W	W	O	T	L	L	W	5-3-1-1
St. Louis Blues	L	L	L	L	L	T	T	W	L	W	2-6-2
San Jose Sharks	L	W	W	W	W	W	W	W	W	W	9-1-0
Tampa Bay Lightning	L	W	W	W	W	L	L	T	W	W	6-3-1
Toronto Maple Leafs	W	L	W	L	W	W	W	W	L	O	6-3-0-1
Vancouver Canucks	W	L	W	W	L	W	L	L	W	L	5-5-0
Washington Capitals	W	W	W	L	W	W	L	W	L	L	6-4-0

ROAD (MOST TO LEAST RECENT)

TEAM	1	2	3	4	5	6	7	8	9	10	RECORD
Anaheim Ducks	W	W	W	W	W	W	L	L	W	--	7-2-0
Atlanta Thrashers	O	W	L	W	W	L	L	O	L	L	3-5-0-2
Boston Bruins	W	O	W	W	L	W	W	W	O	W	7-1-0-2
Calgary Flames	L	W	L	L	W	T	W	L	L	W	4-5-1
Carolina Hurricanes	W	W	W	O	W	L	W	L	T	W	6-2-1-1
Chicago Blackhawks	W	W	L	W	W	L	L	L	L	W	5-5-0
Colorado Avalanche	W	W	L	W	W	W	L	T	L	L	5-4-1
Columbus Blue Jackets	L	L	T	--	--	--	--	--	T	L	0-2-1
Dallas Stars	L	L	L	W	L	L	L	L	W	L	2-8-0
Detroit Red Wings	W	L	L	O	L	L	L	L	L	W	2-7-0-1
Edmonton Oilers	W	L	T	L	L	W	L	L	W	L	3-6-1
Florida Panthers	W	L	L	L	W	L	W	T	L	W	4-5-1
Los Angeles Kings	W	L	L	L	L	T	L	W	W	L	3-6-1
Minnesota Wild	W	L	W	W	--	--	--	--	--	--	3-1-0
Montreal Canadiens	L	L	W	W	W	W	W	L	L	L	5-5-0
Nashville Predators	W	L	L	W	W	W	--	--	--	--	4-2-0
New Jersey Devils	L	W	L	L	L	L	L	O	L	L	1-8-0-1
New York Islanders	L	W	W	W	L	L	O	L	W	W	5-4-0-1
New York Rangers	W	W	O	W	W	W	L	W	L	O	6-2-0-2
Ottawa Senators	L	L	L	W	W	L	L	L	L	W	3-7-0
Philadelphia Flyers	L	W	W	W	L	L	L	L	W	W	5-5-0
Phoenix Coyotes	W	W	L	L	L	W	L	L	W	L	4-6-0
Pittsburgh Penguins	W	O	W	W	T	L	L	L	T	L	3-4-2-1
St. Louis Blues	O	O	L	L	T	W	W	W	L	L	3-3-2-2
San Jose Sharks	T	L	O	T	L	T	L	T	L	W	1-4-4-1
Tampa Bay Lightning	W	W	W	W	L	L	T	W	W	T	6-2-2
Toronto Maple Leafs	L	W	W	W	W	L	W	O	W	W	7-2-0-1
Vancouver Canucks	L	L	T	L	L	W	W	W	L	W	4-5-1
Washington Capitals	W	L	W	W	W	W	L	L	W	W	7-3-0



LAST TEN GAMES vs.

LAST 10 GAMES (MOST TO LEAST RECENT)

TEAM	1	2	3	4	5	6	7	8	9	10	RECORD
Anaheim Ducks	L	W	W	W	W	W	W	T	T	W	7-1-2
Atlanta Thrashers	O	W	L	W	O	W	W	O	L	L	4-3-3
Boston Bruins	W	W	O	W	L	L	W	O	W	O	5-2-3
Calgary Flames	W	W	W	L	L	W	W	W	W	T	6-3-1
Carolina Hurricanes	W	W	W	L	W	W	W	W	W	L	7-2-1
Chicago Blackhawks	W	L	W	T	L	L	W	W	W	W	7-2-1
Colorado Avalanche	L	W	W	W	L	L	W	W	W	L	6-4-0
Columbus Blue Jackets	L	W	W	W	L	T	L	L	--	--	2-5-1
Dallas Stars	W	W	W	L	W	L	L	T	W	W	6-3-1
Detroit Red Wings	L	W	L	L	L	W	L	O	L	L	2-7-1
Edmonton Oilers	W	L	L	T	L	L	L	T	L	L	2-6-2
Florida Panthers	W	W	L	W	W	W	L	W	W	L	7-3-0
Los Angeles Kings	L	W	W	W	L	L	L	W	W	L	5-5-0
Minnesota Wild	L	L	L	L	W	L	W	W	--	--	4-4-0
Montreal Canadiens	L	L	L	W	W	W	L	L	L	W	4-5-1
Nashville Predators	W	T	L	L	L	T	W	W	L	L	4-5-1
New Jersey Devils	W	L	O	O	W	L	L	W	L	L	3-4-3
New York Islanders	W	W	L	L	W	L	W	W	W	W	7-3-0
New York Rangers	O	W	L	L	W	W	W	W	O	W	5-3-2
Ottawa Senators	W	W	W	O	L	L	W	L	L	W	4-5-1
Philadelphia Flyers	W	W	W	W	L	W	W	W	L	W	7-2-1
Phoenix Coyotes	L	L	L	W	L	W	L	L	L	T	2-6-2
Pittsburgh Penguins	L	W	O	L	W	O	L	W	W	W	4-4-2
St. Louis Blues	L	L	L	L	O	L	L	L	L	L	0-8-2
San Jose Sharks	W	W	W	O	W	L	W	O	W	T	5-2-3
Tampa Bay Lightning	W	W	W	W	W	L	W	W	W	W	9-1-0
Toronto Maple Leafs	W	L	W	W	W	L	L	W	L	W	6-4-0
Vancouver Canucks	W	L	L	L	T	W	W	L	L	L	3-6-1
Washington Capitals	L	W	W	W	W	W	W	L	W	W	8-2-0



RECORD BY DAY OF WEEK

Day	2001-02 SEASON			2002-03 SEASON			2003-04 SEASON			2005-06 SEASON		
	No.	RECORD	Pts.	No.	RECORD	Pts.	No.	RECORD	Pts.	No.	RECORD	Pts.
Sunday	9	6-2-1	13	5	1-2-2	4	3	2-1-0	4	7	5-1-1	11
Monday	6	2-4-0	4	7	1-5-1	3	9	4-5-0	8	6	4-1-1	9
Tuesday	14	4-5-5	13	15	3-9-3	9	8	3-4-1	7	10	9-0-1	19
Wednesday	10	5-3-2	12	9	5-3-1	11	16	8-5-3	19	11	6-5-0	12
Thursday	9	3-6-0	6	9	2-5-2	6	10	3-7-0	6	16	10-3-3	23
Friday	16	8-7-1	17	14	7-5-2	16	15	11-4-0	22	12	7-5-0	14
Saturday	18	7-9-2	16	23	8-15-0	16	21	6-12-3	15	20	11-9-0	22

Day	2006-07 SEASON			2007-08 SEASON		
	No.	RECORD	Pts.	No.	RECORD	Pts.
Sunday	4	2-1-1	5	5	2-3-0	4
Monday	5	4-1-0	8	7	2-3-2	6
Tuesday	11	9-1-1	19	8	5-1-2	12
Wednesday	10	7-3-0	14	17	10-7-0	20
Thursday	12	10-2-0	20	9	4-3-2	10
Friday	15	11-3-1	23	18	7-7-4	18
Saturday	25	10-12-1	21	18	9-7-2	20

RECORD BY MONTH

Day	2001-02 SEASON			2002-03 SEASON			2003-04 SEASON			2005-06 SEASON		
	No.	RECORD	Pts.	No.	RECORD	Pts.	No.	RECORD	Pts.	No.	RECORD	Pts.
October	13	5-7-1	11	10	3-5-2	8	11	6-5-0	12	7	5-1-1	11
November	14	6-7-1	13	13	1-10-2	4	14	5-7-2	12	6	4-1-1	9
December	13	4-7-2	10	14	4-9-1	9	13	4-8-1	9	10	9-0-1	19
January	13	7-5-1	15	13	7-4-2	16	16	8-6-2	18	11	6-5-0	12
February	5	1-2-2	4	13	4-8-1	9	11	5-5-1	11	16	10-3-3	23
March	17	8-7-2	18	16	7-8-1	15	15	9-5-1	19	12	7-5-0	14
April	7	4-1-2	10	3	1-1-1	3	2	0-2-0	0	20	11-9-0	22

Day	2006-07 SEASON			2007-08 SEASON		
	No.	RECORD	Pts.	No.	RECORD	Pts.
October	4	2-1-1	5	10	5-5-0	10
November	5	4-1-0	8	13	6-6-1	13
December	11	9-1-1	19	14	8-5-1	17
January	10	7-3-0	14	13	4-5-4	12
February	12	10-2-0	20	15	8-4-3	19
March	15	11-3-1	23	14	6-5-3	15
April	25	10-12-1	21	3	2-1-0	4

BEST AND WORST

MONTH	BEST (YEAR)	WORST (YEAR)
October	10-0-1, 21 pts. (2006)	1-7-2, 4 pts. (1986)
November	12-1-3, 27 pts (1974)	1-10-2, 4 pts. (2002)
December	11-2-1, 23 pts. (2005)	3-8-2, 8 pts. (1970)
January	11-0-2, 24 pts. (1984)	2-7-3, 7 pts. (1972)
February	10-4-0, 20 pts. (1977)	3-2-1, 7 pts. (1995)*
March	9-2-2, 20 pts. (1978)	4-10-1, 9 pts. (1971)
April	10-3-4, 24 pts. (1979)	3-6-3, 9pts. (1972)
May	6-7-2, 14 pts. (1995)*	2-11-1, 5 pts. (1996)
	7-2-0, 14 pts. (2006)	0-1-0, 0 pts. (1983)
		0-7-0, 0 pts. (1993)
		0-2-0, 0 pts. (2004)
		2-0-4, 4 pts. (1995)*

* Shortened season (48 games)

SABRES STREAKS

SABRES STREAKS

Sabres Longest Winning Streaks

Games	Dates
10	10/04/06 to 10/26/06
10	1/04/84 to 1/23/84
9	12/11/76 to 12/29/76
9	11/24/79 to 12/13/79

Note: Sabres won 15 straight over two seasons -- 4-8-06 to 10-26-06

Sabres Longest Losing Streaks

Games	Dates
8	1/25/03 to 2/13/03
7	12/04/03 to 12/19/03
7	12/20/02 to 12/31/02
7	11/03/02 to 11/19/02

Sabres Longest Unbeaten Streaks

Games	Dates
14	3/06/80 to 4/06/80
13	1/04/84 to 1/29/84
13	1/21/98 to 3/02/98

Sabres Longest Winless Streaks

Games	Dates
12	11/23/91 to 12/20/91
12	10/25/02 to 11/19/02
10	11/07/71 to 12/01/71
10	12/26/07 to 1/16/08

Most Consecutive Ties

Games	Dates
4	12/22/77 to 1/01/78
4	1/09/81 to 1/16/81
4	2/26/82 to 3/06/82
4	12/09/84 to 12/16/84

THE LAST STREAK

Sabres Winning Streaks

Games	Dates
3	4/3/07 to 4/7/07
4	2/6/07 to 2/15/07
5	4/8/06 to 4/18/06
6	1/24/06 to 2/7/06
7	12/4/06 to 12/19/06
8	3/3/06 to 3/16/06
9	11/24/79 to 12/13/79
10	10/04/06 to 10/26/06

Sabres Losing Streaks

Games	Dates
3	3/7/07 to 3/10/07
4	11/2/05 to 11/9/05
5	12/07/90 to 12/16/90
6	3/18/06 to 3/27/06
7	12/04/03 to 12/19/03

Note: last three consecutive OTL (3/11/04 to 3/15/04)

Sabres Unbeaten Streaks

Games	Dates
4	1/25/04 to 1/31/04
5	11/09/00 to 11/17/00
6	2/10/04 to 2/20/04
7	1/23/92 to 2/04/92
8	11/29/98 to 12/18/98
9	10/27/98 to 11/20/98
10	12/23/84 to 1/12/85
11	12/15/77 to 1/11/78
12	1/29/97 to 2/23/97
13	1/21/98 to 3/02/98
14	3/06/80 to 4/06/80

Sabres Winless Streaks

Games	Dates
4	12/15/01 to 12/22/01
5	10/13/00 to 10/21/00
6	3/22/97 to 4/02/97
7	10/02/99 to 10/20/99
8	12/04/03 to 12/23/03
9	None
10	12/26/07 to 1/16/08
11	None
12	11/23/91 to 12/20/91

Consecutive Ties

4	12/9/84 to 12/16/84
---	---------------------



SABRES SEASON OPENERS

OPENER (SCORE/OPP/DATE)

2-1	at Pit.	10-10-70
2-1	vs. Pit.	10-10-71
5-3	vs. Atl.	10-8-72
4-7	at Tor.	10-10-73
9-5	vs. Bos.	10-10-74
4-0	vs. Det.	10-9-75
0-4	at Det.	10-9-76
3-2	vs. NYI	10-13-77
2-2	vs. NYI	10-12-78
6-3	vs. Wsh.	10-11-79
3-4	at Chi.	10-9-80
5-3	vs. Wsh.	10-7-81
4-6	vs. Que.	10-6-82
5-3	vs. Hfd.	10-5-83
4-3	vs. Mtl.	10-11-84
4-5	vs. Hfd.	10-10-85
2-3	at Wpg.	10-9-86
2-2	vs. Min.	10-8-87
3-2	vs. Mtl.	10-6-88
4-3	vs. Que.	10-5-89
3-3	vs. Mtl.	10-4-90
4-5	vs. Pit.	10-4-91
4-5	vs. Que.	10-8-92
5-3	at Bos.	10-7-93
2-1	at NYR	1-20-95
3-1	at Ott.	10-7-95
3-4	at Edm.	10-4-96
3-1	at StL.	10-1-97
1-4	at Dal.	10-10-98
0-2	at Det	10-2-99
4-2	vs. Chi.	10-5-00
1-2	vs. Atl.	10-4-01
5-1	vs. NYI	10-10-02
0-2	at Phil.	10-9-03
6-4	vs. NYI	10-5-05
3-2*	at Car.	10-4-06
4-6	vs. NYI	10-5-07

HOME

0-3	vs. Mtl.	10-15-70
2-1	vs. Pit.	10-10-71
5-3	vs. Atl.	10-8-72
3-1	vs. Van.	10-14-73
9-5	vs. Bos.	10-10-74
4-0	vs. Det.	10-9-75
3-1	vs. Mtl.	10-10-76
3-2	vs. NYI	10-13-77
2-2	vs. NYI	10-12-78
6-3	vs. Wsh.	10-11-79
3-3	vs. Hfd.	10-12-80
5-3	vs. Wsh.	10-7-81
4-6	vs. Que.	10-6-82
5-3	vs. Hfd.	10-5-83
4-3	vs. Mtl.	10-11-84
4-5	vs. Hfd.	10-10-85
2-4	vs. Cgy.	10-12-86
2-2	vs. Min.	10-8-87
3-2	vs. Mtl.	10-6-88
4-3	vs. Que.	10-5-89
3-3	vs. Mtl.	10-4-90
4-5	vs. Pit.	10-4-91
4-5	vs. Que.	10-8-92
2-3	vs. Hfd.	10-10-93
2-1	vs. N.J.	1-25-95
1-4	vs. Ana.	10-13-95
1-6	vs. Det.	10-12-96
2-4	vs. Dal.	10-7-97
2-2	vs. Fla.	10-16-98
2-3	vs. Wsh.	10-8-99
4-2	vs. Chi.	10-5-00
1-2	vs. Atl.	10-4-01
5-1	vs. NYI	10-10-02
0-6	vs. NYI	10-11-03
6-4	vs. NYI	10-5-05
5-4*	vs. Mtl.	10-6-06
4-6	vs. NYI	10-5-07

ROAD

2-1	at Pit.	10-10-70
1-4	at StL.	10-12-71
1-1	at Atl.	10-14-72
4-7	at Tor.	10-10-73
1-6	at Phi.	10-12-74
5-3	at StL.	10-18-75
0-4	at Det.	10-9-76
5-2	at Tor.	10-15-77
5-2	at Min.	10-14-78
5-2	at NYI	10-13-79
3-4	at Chi.	10-9-80
0-9	at Mtl.	10-10-81
4-6	at Que.	10-9-82
2-9	at Que.	10-8-83
3-4	at Tor.	10-13-84
6-2	at Min.	10-12-85
2-3	at Wpg.	10-9-86
3-6	at Mtl.	10-10-87
2-6	at Wsh.	10-8-88
1-5	at Mtl.	10-7-89
5-6	at Mtl.	10-6-90
1-3	at Wsh.	10-5-91
5-2	at Hfd.	10-10-92
5-3	at Bos.	10-7-93
2-1	at NYR	1-20-95
3-1	at Ott.	10-7-95
3-4	at Edm.	10-4-96
3-1	at StL.	10-1-97
1-4	at Dal.	10-10-98
0-2	at Det	10-2-99
2-3	at Edm.	10-13-00
4-5 (OT)	at NYR	10-7-01
6-1	at Mtl.	10-12-02
0-2	at Phil.	10-9-03
0-5	at Ott.	10-8-05
3-2*	at Car.	10-4-06
2-3	at NYI	10-6-07

The Sabres are 20-14-3 in opening games (14-6-3 at home and 6-8-0 on the road). The club is 18-14-5 in home openers and 13-23-1 in road openers.

*Game decided in shootout.

RECORD YEAR-BY-YEAR

YEAR	PRESEASON			GP	REGULAR SEASON						PLAYOFFS	
	W	L	T		W	L	T	GF	GA	PTS	W	L
1970-71	1	4	4	78	24	39	15	217	291	63	--	--
1971-72	3	1	5	78	16	43	19	203	289	51	--	--
1972-73	4	2	2	78	37	27	14	257	219	88	2	4
1973-74	0	6	2	78	32	34	12	242	250	76	--	--
1974-75	4	4	0	80	49	16	15	354	240	113	10	7
1975-76	3	6	0	80	46	21	13	339	240	105	4	5
1976-77	4	5	1	80	48	24	8	301	220	104	2	4
1977-78	3	3	4	80	44	19	17	288	215	105	3	5
1978-79	5	6	0	80	36	28	16	280	263	88	1	2
1979-80	3	6	2	80	47	17	16	318	201	110	9	5
1980-81	4	5	2	80	39	20	21	327	250	99	4	4
1981-82	2	5	3	80	39	26	15	307	273	93	1	3
1982-83	5	2	4	80	38	29	13	318	285	89	6	4
1983-84	2	8	0	80	48	25	7	315	257	103	0	3
1984-85	5	2	2	80	38	28	14	290	237	90	2	3
1985-86	3	3	2	80	37	37	6	296	291	80	--	--
1986-87	4	5	0	80	28	44	8	280	308	64	--	--
1987-88	7	2	0	80	37	32	11	283	305	85	2	4
1988-89	7	0	1	80	38	35	7	291	299	83	1	4
1989-90	4	3	2	80	45	27	8	286	248	98	2	4
1990-91	2	4	2	80	31	30	19	292	278	81	2	4
1991-92	3	5	1	80	31	37	12	289	299	74	3	4
1992-93	5	4	0	84	38	36	10	335	297	86	4	4
1993-94	1	6	0	84	43	32	9	282	218	95	3	4
1994-95	2	4	1	48	22	19	7	130	119	51	1	4
1995-96	4	4	0	82	33	42	7	247	262	73	--	--
1996-97	3	4	1	82	40	30	12	237	208	92	5	7
1997-98	0	6	2	82	36	29	17	211	187	89	10	5
1998-99	2	6	0	82	37	28	17	207	175	91	14	7
1999-00	2	4	1	82	35	36	11	213	204	85	1	4
2000-01	7	1	0	82	46	31	5	218	184	98	7	6
2001-02	2	4	0	82	35	36	11	213	200	82	--	--
2002-03	4	2	1	82	27	45	10	190	219	72	--	--
2003-04	3	4	1	82	37	38	7	220	221	85	--	--
2005-06	6	2	0	82	52	24	6	281	239	110	11	7
2006-07	4	1	0	82	53	22	7	308	242	113	9	7
2007-08	4	2	0	82	39	31	12	255	242	90	--	--
TOTALS	127	141	46	2952	1401	1117	434	9920	8975	3254	119	124



REGULAR SEASON OVERTIME GOALS

DATE	OPPONENT	SCORER	SCORE	TIME
Oct. 26, 1983	@ Detroit	Steve Yzerman	6-5 DET	4:38
Nov. 16, 1983	@ Winnipeg	Mike Ramsey	6-5 BUF	0:17
Feb. 8, 1984	@ Pittsburgh	Dave Andreychuk	6-5 BUF	0:31
Feb. 17, 1984	Minnesota	Dave Andreychuk	5-4 BUF	1:31
Feb. 21, 1984	@ Philadelphia	Phil Housley	5-4 BUF	4:09
Mar. 11, 1984	Hartford	Mike Foligno	4-3 BUF	1:53
Oct. 13, 1984	@ Toronto	Jim Benning	4-3 TOR	2:41
Feb. 15, 1985	Montreal	Mats Naslund	4-3 MON	2:31
Mar. 24, 1985	Boston	Dave Reid	4-3 BOS	0:56
Nov. 30, 1985	@ Toronto	Steve Thomas	3-2 TOR	0:26
Jan. 17, 1986	Montreal	Gates Orlando	5-4 BUF	1:11
Mar. 11, 1986	@ St. Louis	Charlie Bourgeois	3-2 STL	2:04
Oct. 22, 1986	@ Pittsburgh	Randy Cunneyworth	5-4 PIT	2:30
Nov. 12, 1986	N.Y. Rangers	Walt Poddubny	2-1 NYR	2:01
Dec. 20, 1986	@ Toronto	Steve Thomas	5-4 TOR	4:55
Jan. 8, 1987	@ Minnesota	Brian Bellows	5-4 MIN	1:05
Jan. 18, 1987	Edmonton	Scott Arniel	6-5 BUF	1:49
Feb. 14, 1988	Chicago	Steve Thomas	4-3 CHI	3:48
Oct. 9, 1988	@ Philadelphia	Ron Sutter	4-3 PHI	2:44
Nov. 13, 1988	Edmonton	Esa Tikkanen	5-4 EDM	3:25
Nov. 25, 1988	Chicago	Phil Housley	5-4 BUF	3:15
Dec. 3, 1988	@ Montreal	Guy Carbonneau	3-2 MON	4:22
Jan. 4, 1989	Hartford	Brian Lawton	5-4 HFD	3:19
Jan. 21, 1989	@ Boston	Pierre Turgeon	6-5 BUF	3:58
Oct. 27, 1989	Toronto	Pierre Turgeon	6-5 BUF	2:30
Dec. 7, 1989	@ Philadelphia	Ron Sutter	4-3 PHI	0:24
Dec. 29, 1989	Boston	Craig Janney	4-3 BOS	1:33
Feb. 20, 1990	@ Winnipeg	Mike Hartman	4-3 BUF	2:06
Mar. 14, 1990	Los Angeles	Bob Kudelski	6-5 LA	1:25
Mar. 18, 1990	Winnipeg	Phil Housley	4-3 BUF	2:03
Mar. 31, 1990	@ Pittsburgh	Uwe Krupp	3-2 BUF	1:00
Nov. 23, 1990	Edmonton	Benoit Hogue	3-2 BUF	0:34
Dec. 7, 1990	Hartford	Scott Young	4-3 HFD	0:53
Dec. 18, 1990	@ Hartford	Dave Andreychuk	4-3 BUF	1:07
Feb. 6, 1991	St. Louis	Brett Hull	5-4 STL	4:15
Mar. 20, 1991	Montreal	Dave Andreychuk	3-2 BUF	1:14
Nov. 8, 1991	Philadelphia	Donald Audette	4-3 BUF	1:29
Nov. 29, 1991	N.Y. Rangers	Mark Messier	5-4 NYR	0:43
Jan. 23, 1992	@ Pittsburgh	Donald Audette	5-4 BUF	4:15
Mar. 28, 1992	@ Boston	Steve Heinze	4-3 BOS	3:59
Oct. 16, 1992	Tampa Bay	Bob Sweeney	5-4 BUF	2:30
Nov. 2, 1992	@ N.Y. Rangers	Darren Turcotte	7-6 NYR	0:58
Jan. 3, 1993	St. Louis	Brad May	6-5 BUF	1:20
Jan. 17, 1993	@ Edmonton	Zdeno Ciger	3-2 EDM	0:25
Jan. 19, 1993	@ Calgary	Yuri Khmylev	3-2 BUF	2:07
Jan. 26, 1993	@ Philadelphia	Bob Sweeney	4-3 BUF	2:23

REGULAR SEASON OVERTIME GOALS

DATE	OPPONENT	SCORER	SCORE	TIME
Jan. 31, 1993	Edmonton	Kelly Buchberger	5-4 EDM	0:46
Apr. 13, 1993	Montreal	Brian Bellows	3-2 MON	3:50
Dec. 2, 1993	@ Florida	Jesse Belanger	2-1 FLA	0:23
Dec. 26, 1993	@ NY Islanders	Benoit Hogue	4-3 NYI	2:28
Jan. 7, 1994	Pittsburgh	Ron Francis	4-3 PIT	4:54
Mar. 30, 1994	Tampa Bay	Brian Bradley	3-2 TB	3:52
Mar. 14, 1995	@ Florida	Yuri Khmylev	2-1 BUF	0:54
Mar. 18, 1995	@ Ottawa	Troy Murray	4-3 OTT	3:42
Dec. 22, 1995	Boston	Ted Donato	3-2 BOS	1:37
Jan. 13, 1996	@ Edmonton	Doug Weight	5-4 EDM	4:48
Jan. 30, 1996	@ NY Islanders	Mathieu Schneider	5-4 NYI	2:19
Feb. 7, 1996	Boston	Derek Plante	2-1 BUF	0:24
Feb. 17, 1996	@ Hartford	Geoff Sanderson	2-1 HFD	1:49
Feb. 28, 1996	@ Ottawa	Derek Plante	3-2 BUF	4:36
Mar. 8, 1996	@ Anaheim	Paul Kariya	3-2 ANA	2:03
Mar. 29, 1996	Philadelphia	Bob Corkum	6-5 PHI	3:50
Nov. 9, 1996	@ Hartford	Curtis Leschyshyn	4-3 HFD	4:55
Nov. 11, 1996	Florida	Donald Audette	3-2 BUF	4:01
Nov. 23, 1996	@ Boston	Michal Grosek	3-2 BUF	2:39
Dec. 4, 1996	Vancouver	Mike Sillinger	7-6 VAN	3:38
Dec. 11, 1996	@ Montreal	Dixon Ward	3-2 BUF	2:42
Jan. 12, 1997	@ Phoenix	Jason Dawe	3-2 BUF	0:10
Mar. 11, 1997	Philadelphia	Michael Peca	3-2 BUF	0:42
Mar. 26, 1997	NY Islanders	Bryan Berard	3-2 NYI	1:00
Mar. 28, 1997	@ Detroit	Larry Murphy	2-1 DET	3:10
Oct. 31, 1997	@ Carolina	Jason Dawe	3-2 BUF	3:21
Nov. 1, 1997	@ Florida	Dixon Ward	4-3 BUF	1:14
Dec 12, 1997	Carolina	Matthew Barnaby	3-2 BUF	4:45
Apr. 15, 1998	@ New Jersey	Scott Stevens	5-4 NJ	4:38
Dec. 30, 1998	@ Ottawa	Andreas Dackell	3-2 OTT	2:24
Jan. 6, 1999	@ Anaheim	Michael Peca	3-2 BUF	0:29
Feb. 17, 1999	Toronto	Mats Sundin	3-2 TOR	4:04
Mar. 19, 1999	@ NY Rangers	Miroslav Satan	3-2 BUF	1:18
Mar. 28, 1999	Pittsburgh	Dixon Ward	4-3 BUF	2:27
Apr. 17, 1999	@ Boston	Hal Gill	2-1 BOS	4:46
Oct. 29, 1999	Florida	Geoff Sanderson	3-2 BUF	4:54
Nov. 4, 1999	@ Chicago	Curtis Brown	5-4 BUF	1:14
Nov. 28, 1999	@ Tampa Bay	Michal Grosek	3-2 BUF	2:26
Dec. 8, 1999	@ Toronto	Steve Thomas	3-2 TOR	1:05
Feb. 10, 2000	@ Nashville	Jason Woolley	2-1 BUF	4:08
Feb. 12, 2000	@ Philadelphia	John LeClair	3-2 PHIL	2:28
Mar. 8, 2000	Boston	Stu Barnes	2-1 BUF	1:54
Mar. 15, 2000	@ San Jose	Jeff Friesen	6-5 SJ	2:56
Apr. 7, 2000	Pittsburgh	Jaromir Jagr	2-1 PIT	0:13
Oct. 21, 2000	@ Detroit	Brendan Shanahan	5-4 DET	4:28
Nov. 13, 2000	Calgary	J.P. Dumont	3-2 BUF	1:29



REGULAR SEASON OVERTIME GOALS

DATE	OPPONENT	SCORER	SCORE	TIME
Feb. 7, 2001	NY Islanders	Maxim Afinogenov	2-1 BUF	0:42
Feb. 10, 2001	@ Ottawa	Maxim Afinogenov	2-1 BUF	1:52
Mar. 3, 2001	@ Colorado	Stu Barnes	3-2 BUF	2:08
Oct. 7, 2001	@ NY Rangers	Brian Leetch	4-5 NYR	2:45
Dec. 14, 2001	Carolina	Stu Barnes	3-2 BUF	0:50
Jan. 27, 2002	@ Washington	Stu Barnes	3-2 BUF	1:30
Feb. 8, 2002	Ottawa	Jason Woolley	3-2 BUF	4:21
Mar. 24, 2002	@ Ottawa	Erik Rasmussen	3-2 BUF	1:27
Nov. 19, 2002	@ New Jersey	Scott Niedermayer	3-4 NJ	1:23
Dec. 31, 2002	vs. NY Islanders	Jason Blake	0-1 NYI	1:36
Jan. 4, 2003	@ Ottawa	Ales Kotalik	2-1 BUF	4:19
Jan. 25, 2003	@ Ottawa	Daniel Alfredsson	3-4 OTT	2:22
Jan. 30, 2003	@ St. Louis	Keith Tkachuk	1-2 STL	3:26
Feb. 17, 2003	@ Atlanta	Patrik Stefan	3-4 ATL	3:54
Feb. 19, 2003	vs. Montrea	Miroslav Satan	2-1 BUF	3:49
Mar. 1, 2003	@ NY Islanders	Jason Blake	2-1 NYI	2:42
Mar. 12, 2003	vs. Carolina	Craig Adams	2-3 CAR	3:41
Mar. 22, 2003	@ Toronto	Bryan McCabe	2-3 TOR	0:36
Mar. 24, 2003	vs. Colorado	Jochen Hecht	4-3 BUF	4:15
Nov. 14, 2003	vs. Pittsburgh	Aleksey Morozov	2-1 PIT	3:09
Feb. 20, 2004	vs. Tampa Bay	Daniel Briere	4-3 BUF	3:01
Mar. 11, 2004	vs. Boston	Mike Knuble	3-2 BOS	1:15
Mar. 13, 2004	@ Boston	Mike Knuble	3-2 BOS	4:54
Mar. 15, 2004	vs. Toronto	Tomas Kaberle	6-5 TOR	3:45
Mar. 17, 2004	@ Atlanta	Derek Roy	4-3 BUF	0:15
Oct. 10, 2005	vs. Pittsburgh	Jochen Hecht	3-2 BUF	4:39
Dec. 1, 2005	@ Montreal	Brian Campbell	3-2 BUF	2:15
Dec. 8, 2005	vs. Anaheim	Maxim Afinogenov	3-2 BUF	2:11
Dec. 16, 2005	@ Pittsburgh	Chris Drury	4-3 BUF	1:32
Feb. 7, 2006	@ Montreal	Maxim Afinogenov	3-2 BUF	0:30
Feb. 9, 2006	vs. Montreal	Alex Kovalev	3-2 MON	0:39
Apr. 5, 2006	vs. Ottawa	Daniel Briere	5-4 BUF	4:13
Nov. 5, 2006	@ NY Rangers	Daniel Briere	4-3 BUF	3:57
Nov. 10, 2006	vs. Florida	Thomas Vanek	5-4 BUF	0:19
Nov. 11, 2006	@ Philadelphia	Daniel Briere	5-4 BUF	0:21
Nov. 24, 2006	vs. Montreal	Sheldon Souray	2-1 MON	4:59
Nov. 26, 2006	@ NY Rangers	Chris Drury	3-2 BUF	1:36
Dec. 23, 2006	@ St. Louis	Bill Guerin	3-2 STL	1:35
Feb. 15, 2007	vs. Edmonton	Daniel Briere	2-1 BUF	1:02
Mar. 18, 2007	@ Atlanta	Keith Tkachuk	4-3 ATL	4:22
Oct. 15, 2007	vs. Toronto	Paul Gaustad	5-4 BUF	4:56
Oct. 27, 2007	@ Tampa Bay	Thomas Vanek	4-3 BUF	4:19
Nov. 1, 2007	@ Boston	Marco Sturm	4-3 BOS	4:07
Nov. 7, 2007	vs. Boston	Clarke MacArthur	2-1 BUF	3:16
Feb. 20, 2008	vs. Tampa Bay	Thomas Vanek	4-3 BUF	2:25
Mar. 8, 2008	@ Carolina	Scott Walker	4-3 CAR	2:50
Mar. 30, 2008	vs. Boston	Andrej Sekera	2-1 BUF	0:39

ALL-TIME SABRES HAT TRICKS

SEASON	NO.	PLAYER	OPPONENT	SCORE	DATE	PLACE	GOALIE(S)
1970-71 (6)	1.	Gil Perreault	California	4-2 W	1-29-71	California	Gary Smith
	2.	Eddie Shack	Los Angeles	5-2 W	2-4-71	Buffalo	Denis DeJordy
	3.	Gerry Meehan	Detroit	5-6 L	2-20-71	Detroit	Jim Rutherford
	4.	Steve Atkinson	Minnesota	5-2 W	2-28-71	Buffalo	Lorne Worsley (2) Gilles Gilbert (1)
	5.	Eddie Shack (2)	Boston	7-5 W	3-21-71	Boston	Ed Johnston
	6.	Eddie Shack (3)	Pittsburgh	6-4 W	3-31-71	Pittsburgh	Cam Newton
1971-72 (3)	7.	Rick Martin	Vancouver	4-4 T	10-30-71	Vancouver	George Gardner
	#8.	Craig Ramsay	Minnesota	3-1 W	12-5-71	Buffalo	Cesare Maniago
	9.	Rick Martin (2)	California	4-4 T	1-2-72	Buffalo	Gilles Meloche
1972-73 (4)	*10.	Rick Martin (3)	Atlanta	7-2 W	10-22-72	Buffalo	Phil Myre
	11.	Rene Robert	Minnesota	6-8 L	12-2-72	Minnesota	Gilles Gilbert
	12.	Gerry Meehan (2)	Minnesota	6-8 L	12-2-72	Minnesota	Gilles Gilbert
	13.	Gerry Meehan (3)	Chicago	8-2 W	12-28-72	Buffalo	Gary Smith
1973-74 (6)	14.	Rick Martin (4)	California	3-2 W	10-31-73	Buffalo	Marv Edwards
	15.	Rick Dudley	N.Y. Rangers	8-4 W	12-6-73	Buffalo	Ed Giacomin (2) Gilles Villemure (1)
	16.	Jim Lorentz	Detroit	6-5 W	12-31-73	Detroit	Bill McKenzie
	17.	Rick Martin (5)	Pittsburgh	6-1 W	1-3-74	Buffalo	Jim Rutherford
	18.	Rick Martin (6)	Minnesota	5-2 W	3-17-74	Buffalo	Gump Worsley
	19.	Rick Martin (7)	St. Louis	5-2 W	4-7-74	Buffalo	Wayne Stephenson
1974-75 (8)	20.	Gil Perreault (2)	Boston	9-5 W	10-10-74	Buffalo	Gilles Gilbert
	21.	Rene Robert (2)	Montreal	8-6 W	11-13-74	Montreal	Ken Dryden
	*22.	Rick Martin (8)	Washington	5-3 W	12-3-74	Washington	John Adams
	23.	Gil Perreault (3)	Washington	9-2 W	12-5-74	Buffalo	John Adams
	# 24.	Don Luce	Washington	4-0 W	12-22-74	Washington	Ron Low
	25.	Craig Ramsay (2)	Washington	9-4 W	2-21-75	Washington	Ron Low
	26.	Rick Martin (9)	Toronto	11-3 W	3-16-75	Toronto	Gord McRae (2) Doug Favell (1)
	27.	Gil Perreault (4)	Toronto	11-3 W	3-16-75	Toronto	Gord McRae (2) Doug Favell (1)
1975-76 (14)	28.	Danny Gare	Toronto	8-3 W	10-12-75	Buffalo	Wayne Thomas
	29.	Rick Martin (10)	Washington	5-4 W	10-19-75	Buffalo	Ron Low
	# 30.	Rick Martin (11)	N.Y. Rangers	9-1 W	10-22-75	Buffalo	John Davidson
	31.	Rick Martin (12)	Minnesota	5-2 W	12-18-75	Buffalo	Pete LoPresti (2) Cesare Maniago (1)
	*32.	Rick Martin (13)	Washington	14-2 W	12-21-75	Buffalo	Ron Low (3) Bernie Wolfe (1)
	33.	Fred Stanfield	Washington	14-2 W	12-21-75	Buffalo	Ron Low (2) Bernie Wolfe (1)
	34.	Rick Martin (14)	Montreal	4-2 W	1-5-76	Montreal	Ken Dryden
	35.	Gil Perreault (5)	Vancouver	8-5 W	1-8-76	Buffalo	Gary Smith
	36.	Danny Gare (2)	California	9-5 W	2-1-76	California	Gary Simmons
	37.	Rick Martin (15)	Chicago	6-3 W	3-4-76	Buffalo	Tony Esposito
	38.	Gil Perreault (6)	Minnesota	8-2 W	3-14-76	Minnesota	Paul Harrison
	39.	Jim Lorentz (2)	Minnesota	8-2 W	3-14-76	Minnesota	Paul Harrison
	40.	Rick Martin (16)	Toronto	4-2 W	3-27-76	Toronto	Wayne Thomas
	41.	Danny Gare (3)	Toronto	5-2 W	4-4-76	Buffalo	Gord McRae



ALL-TIME SABRES HAT TRICKS

SEASON	NO.	PLAYER	OPPONENT	SCORE	DATE	PLACE	GOALIE(S)
1976-77 (7)	42.	Rick Martin (17)	Vancouver	4-4 T	11-24-76	Buffalo	Cesare Maniago
	43.	Rick Martin (18)	N.Y. Rangers	7-2 W	12-16-76	Buffalo	Gilles Gratton
	#44.	Andre Savard	Cleveland	7-4 W	1-9-77	Buffalo	Gilles Meloche
	45.	Rene Robert (3)	Minnesota	6-2 W	2-13-77	Buffalo	Pete LoPresti
	#46.	Rene Robert (4)	Toronto	7-2 W	2-14-77	Buffalo	Wayne Thomas
	47.	Jim Lorentz (3)	Chicago	6-3 W	3-2-77	Buffalo	Tony Esposito
	48.	Rene Robert (5)	St. Louis	7-3 W	4-3-77	Buffalo	Ed Staniowski
1977-78 (7)	49.	Danny Gare (4)	Colorado	7-5 W	10-20-77	Buffalo	Michel Plasse
	50.	Craig Ramsay (3)	Colorado	7-5 W	10-20-77	Buffalo	Michel Plasse (2) Doug Favell (1)
	51.	Gil Perreault (7)	St. Louis	7-4 W	11-6-77	Buffalo	Ed Staniowski (2) Empty Net (1)
	52.	Gil Perreault (8)	Washington	7-6 W	11-19-77	Washington	Bernie Wolfe
	53.	Gil Perreault (9)	Los Angeles	7-3 W	12-15-77	Los Angeles	Rogie Vachon
	54.	Gil Perreault (10)	Cleveland	3-6 L	1-12-78	Cleveland	Gary Edwards
	55.	Danny Gare (5)	Cleveland	13-3 W	2-25-78	Cleveland	Gilles Meloche (2) Gary Edwards (1)
	1978-79 (6)	56.	Rick Martin (19)	St. Louis	7-7 T	10-28-78	St. Louis
57.		Jerry Korab	Minnesota	9-2 W	11-19-78	Buffalo	Gary Edwards (1) Pete LoPresti (2)
58.		Andre Savard (2)	Minnesota	9-2 W	11-19-78	Buffalo	Pete LoPresti
59.		Rick Martin (20)	Boston	9-2 W	3-28-79	Boston	Jim Pettie
60.		Danny Gare (6)	Boston	9-3 W	4-5-79	Boston	Gerry Cheevers (2) Jim Pettie (1)
61.		Jacques Richard	Colorado	5-5 T	4-8-79	Buffalo	Bill Oleschuk
1979-80 (3)		62.	Danny Gare (7)	Winnipeg	6-2 W	12-31-79	Buffalo
	63.	Danny Gare (8)	Pittsburgh	9-0 W	2-7-80	Buffalo	Greg Millen
	*64.	Rick Martin (21)	St. Louis	9-4 W	3-9-80	Buffalo	Ed Staniowski
1980-81 (9)	65.	Danny Gare (9)	Winnipeg	7-4 W	10-22-80	Buffalo	Markus Mattsson
	66.	Rick Dudley (2)	Pittsburgh	10-1 W	12-7-80	Buffalo	Greg Millen (1) Rob Holland (2)
	67.	Gil Perreault (11)	Quebec	6-5 W	1-21-81	Quebec	Michel Plasse
	68.	Andre Savard (3)	Detroit	7-3 W	2-6-81	Buffalo	Gilles Gilbert
	69.	Ric Seiling	Washington	6-3 W	2-12-81	Buffalo	Dave Parro (2) Empty Net (1)
	70.	Danny Gare (10)	Philadelphia	8-4 W	3-8-81	Buffalo	Pete Peeters
	71.	Jim Schoenfeld	Winnipeg	5-2 W	3-13-81	Winnipeg	Michel Dion
	72.	Gil Perreault (12)	Toronto	14-4 W	3-19-81	Buffalo	Michel Larocque
	73.	Andre Savard (4)	Toronto	14-4 W	3-19-81	Buffalo	Michel Larocque (2) Jiri Crha (1)
	1981-82 (8)	74.	Tony McKegney	Toronto	6-2 W	10-23-81	Buffalo
# 75.		John Van Boxmeer	N.Y. Islanders	6-2 W	11-7-81	New York	Billy Smith
76.		Lindy Ruff	N.Y. Islanders	5-2 W	11-29-81	Buffalo	Billy Smith
77.		Tony McKegney (2)	Colorado	7-1 W	12-9-81	Buffalo	Glenn Resch
78.		Gil Perreault (13)	Detroit	4-2 W	12-12-81	Detroit	Bob Sauve
79.		Yvon Lambert	Toronto	8-2 W	1-15-82	Buffalo	Michel Larocque
80.		Mike Foligno	Colorado	6-2 W	2-21-82	Buffalo	Glenn Resch
81.		Gil Perreault (14)	Edmonton	3-6 L	2-24-82	Buffalo	Grant Fuhr

ALL-TIME SABRES HAT TRICKS

SEASON	NO.	PLAYER	OPPONENT	SCORE	DATE	PLACE	GOALIE(S)
1982-83 (4)	82.	Gil Perreault (15)	Washington	9-2 W	10-16-82	Washington	Dave Parro (1) Pat Riggin (2)
	83.	Phil Housley	Winnipeg	5-2 W	1-23-83	Buffalo	Brian Hayward
	# 84.	Paul Cyr	Boston	3-2 W	3-3-83	Boston	Pete Peeters
	85.	Hannu Virta	Montreal	6-4 W	3-19-83	Montreal	Rick Wamsley
1983-84 (6)	86.	Gilles Hamel	Winnipeg	5-2 W	10-23-83	Buffalo	Brian Hayward
	87.	Mike Foligno (2)	Calgary	11-2 W	11-13-83	Buffalo	Rejean Lemelin
	88.	Gil Perreault (16)	Calgary	11-2 W	11-13-83	Buffalo	Rejean Lemelin
	89.	Real Cloutier	Quebec	8-5 W	12-29-83	Buffalo	Brian Ford
	90.	Real Cloutier (2)	Winnipeg	9-4 W	1-4-84	Buffalo	Brian Hayward
	91.	John Tucker	Toronto	4-2 W	4-1-84	Buffalo	Bruce Dowie
1984-85 (3)	92.	Mike Foligno (3)	Quebec	5-4 W	10-19-84	Buffalo	Daniel Bouchard
	93.	Sean McKenna	Boston	3-3 T	12-5-84	Buffalo	Pete Peeters
	# 94.	Gil Perreault (17)	Calgary	6-1 W	2-9-85	Calgary	Rejean Lemelin (2) Don Edwards (1)
1985-86 (4)	# 95.	Gil Perreault (18)	Quebec	7-5 W	11-22-85	Buffalo	Mario Gosselin (2) Empty Net (1)
	*96.	Lindy Ruff (2)	Quebec	6-2 W	12-15-85	Buffalo	Clint Malarchuk
	97.	Mike Foligno (4)	N.Y. Islanders	4-3 W	12-29-85	Buffalo	Billy Smith
	**98.	Dave Andreychuk	Boston	8-6 W	2-6-86	Boston	Pat Riggin (1) Doug Keans (4)
	99.	Wilf Paiement	St. Louis	4-3 W	2-26-87	Buffalo	Rick Wamsley
1987-88 (6)	100.	Dave Andreychuk (2)	Quebec	6-3 W	12-3-87	Buffalo	Mario Brunetta
	101.	Dave Andreychuk (3)	Montreal	6-5 W	1-6-88	Montreal	Brian Hayward
	102.	Phil Housley (2)	New Jersey	7-3 W	1-22-88	Buffalo	Alain Chevrier
	103.	Dave Andreychuk (4)	N.Y. Islanders	4-6 L	2-6-88	N.Y. Islanders	Billy Smith
	104.	Ray Sheppard	Quebec	5-6 L	2-21-88	Buffalo	Mario Gosselin
	105.	Ray Sheppard (2)	Vancouver	7-5 W	3-13-88	Vancouver	Steve Weeks
1988-89 (3)	106.	Dave Andreychuk (5)	Pittsburgh	8-5 W	10-12-88	Buffalo	Wendell Young
	107.	Adam Creighton	N.Y. Rangers	6-4 W	11-2-88	Buffalo	Bob Froese
	108.	Mike Foligno (5)	Hartford	5-3 W	1-31-89	Hartford	Peter Sidorkiewicz
1989-90 (2)	109.	Pierre Turgeon	New Jersey	6-4 W	12-1-89	Buffalo	Chris Terreri (2) Sean Burke (1)
	110.	Dave Andreychuk (6)	Detroit	6-5 W	3-27-90	Detroit	Tim Cheveldae
1990-91 (3)	111.	Pierre Turgeon (2)	Hartford	5-0 W	10-28-90	Buffalo	Peter Sidorkiewicz
	112.	Dale Hawerchuk	Winnipeg	6-2 W	3-13-91	Winnipeg	Bob Essensa (2) Empty Net (1)
	113.	Alexander Mogilny	Washington	5-2 W	3-31-91	Buffalo	Don Beaupre
1991-92 (9)	114.	Pat LaFontaine	San Jose	7-1 W	11-12-91	San Jose	Arturs Irbe (1) Jeff Hackett (2)
	115.	Dave Andreychuk (7)	Boston	4-7 L	11-23-91	Boston	Matt Delguidice
	116.	Tony Tanti	Edmonton	4-4 T	12-20-91	Buffalo	Bill Ranford
	# 117.	Alexander Mogilny (2)	N.Y. Islanders	5-2 W	1-3-92	Buffalo	Glenn Healy (2) Steve Weeks (1)



ALL-TIME SABRES HAT TRICKS

SEASON	NO.	PLAYER	OPPONENT	SCORE	DATE	PLACE	GOALIE(S)
1991-92 (9) continued	118.	Pat LaFontaine (2)	Edmonton	8-2 W	1-10-92	Buffalo	Bill Ranford
	119.	Pat LaFontaine (3)	Montreal	4-3 W	1-25-92	Montreal	Patrick Roy
	120.	Dale Hawerchuk (2)	San Jose	7-6 W	2-14-92	Buffalo	Jarmo Myllys
	121.	Pat LaFontaine (4)	New Jersey	5-4 W	3-6-92	Buffalo	Craig Billington
	*122.	Dave Andreychuk (8)	Los Angeles	8-2 W	3-19-92	Los Angeles	Kelly Hrudey (3) Steve Weeks (1)
1992-93 (10)	123.	Alexander Mogilny (3)	Quebec	4-5 L	10-8-92	Buffalo	Ron Hextall
	*124.	Dave Andreychuk (9)	Hartford	8-2 W	11-13-92	Buffalo	Sean Burke (3) Frank Pietrangelo (1)
	125.	Alexander Mogilny (4)	Boston	5-2 W	12-9-92	Buffalo	Andy Moog
	# 126.	Alexander Mogilny (5)	Washington	4-1 W	12-23-92	Buffalo	Don Beaupre
	127.	Alexander Mogilny (6)	N.Y. Rangers	11-6 W	12-31-92	Buffalo	John Vanbiesbrouck (2) Mike Richter (1)
	128.	Yuri Khmylev	N.Y. Rangers	11-6 W	12-31-92	Buffalo	Mike Richter
	129.	Alexander Mogilny (7)	Ottawa	7-2 W	1-2-93	Ottawa	Daniel Berthiaume
	130.	Pat LaFontaine (5)	Calgary	5-3 W	1-10-93	Buffalo	Mike Vernon
	# *131.	Alexander Mogilny (8)	Winnipeg	6-2 W	2-10-93	Winnipeg	Bob Essensa
	*132.	Alexander Mogilny (9)	Detroit	10-7 W	2-24-93	Buffalo	Tim Cheveldae
1993-94 (2)	133.	Alexander Mogilny (10)	Winnipeg	6-0 W	11-19-93	Buffalo	Bob Essensa (2) Stefan Beauregard (1)
	# 134.	Derek Plante	Tampa Bay	3-0 W	12-1-93	Tampa Bay	Daren Puppa
1994-95 (1)	135.	Donald Audette	Ottawa	7-0 W	3-30-95	Buffalo	Craig Billington
1995-96 (3)	136.	Donald Audette (2)	San Jose	7-2 W	11-8-95	Buffalo	Wade Flaherty
	137.	Jason Dawe	Montreal	7-6 W	1-6-96	Montreal	Jocelyn Thibault
	138.	Pat LaFontaine (6)	Florida	6-1 W	2-25-96	Buffalo	John Vanbiesbrouck
1996-97 (2)	139.	Michal Grosek	Vancouver	6-7 L	12-4-96	Buffalo	Mike Fountain
	140.	Miroslav Satan	N.Y. Rangers	5-1 W	4-4-97	Buffalo	Glenn Healy
1997-98 (2)	# 141.	Jason Dawe (2)	Edmonton	4-4 T	11-10-97	Buffalo	Curtis Joseph
	# 142.	Miroslav Satan (2)	Washington	3-0 W	3-1-98	Washington	Olaf Kolzig (2) Empty Net (1)
1998-99 (2)	# 143.	Geoff Sanderson	Toronto	6-3 W	10-31-98	Toronto	Felix Potvin
	# 144.	Dixon Ward	N.Y. Rangers	4-2 W	11-25-98	Buffalo	Dan Cloutier
1999-00 (2)	# 145.	Miroslav Satan (3)	Ottawa	7-4 W	1-8-00	Ottawa	Ron Tugnutt
	# 146.	Michael Peca	N.Y. Rangers	3-6 L	2-25-00	Buffalo	Mike Richter
2000-01 (2)	# 147.	J.P. Dumont	Boston	3-0 W	12-12-00	Boston	Peter Skudra (2) Empty Net (1)
	# 148.	Steve Heinze	Vancouver	4-2 W	3-16-01	Buffalo	Bob Essensa
2001-02 (1)	# 149.	J.P. Dumont (2)	Florida	5-3 W	11-12-01	Florida	Roberto Luongo
2002-03 (3)	# 150.	Curtis Brown	Anaheim	4-0 W	12-4-02	Buffalo	Martin Gerber
	151.	Miroslav Satan (4)	NY Rangers	4-1 W	12-6-02	NY Rangers	Dan Blackburn
	152.	Taylor Pyatt	Montreal	4-1 W	3-28-03	Buffalo	Mathieu Garon

ALL-TIME SABRES HAT TRICKS

SEASON	NO.	PLAYER	OPPONENT	SCORE	DATE	PLACE	GOALIE(S)
2003-04 (3)	153.	Maxim Afinogenov	Washington	7-1 W	12-31-03	Buffalo	Maxime Ouellet
	154.	Miroslav Satan (5)	Washington	7-1 W	12-31-03	Buffalo	Maxime Ouellet
	* 155.	Miroslav Satan (6)	Atlanta	7-2 W	2-16-04	Buffalo	Pasi Nurminen (1) Byron Dafoe (3)
2005-06 (5)	156.	Taylor Pyatt (2)	Washington	8-5 W	11-17-05	Buffalo	Brent Johnson
	157.	Jochen Hecht	Los Angeles	10-1 W	1-14-06	Buffalo	Mathieu Garon (1) Adam Hauser (2)
	158.	Jason Pominville	Los Angeles	10-1 W	1-14-06	Buffalo	Adam Hauser
	159.	Derek Roy (1)	Toronto	6-2 W	3-3-03	Buffalo	Mikael Tellqvist
	160.	Derek Roy (2)	Tampa Bay	8-5 W	3-9-06	Buffalo	John Graeme (1) Sean Burke (1) Empty Net (1)
2006-07 (2)	161.	Chris Drury	NY Rangers	7-4 W	10-14-06	Buffalo	Kevin Weekes
	162.	Daniel Briere (1)	Tampa Bay	4-1 W	12-5-06	Tampa Bay	Marc Denis
	163.	Daniel Briere (2)	Boston	7-1 W	1-30-07	Buffalo	Hannu Toivonen (2) Tim Thomas (1)
2007-08 (6)	164.	Derek Roy (3)	Atlanta	10-1 W	1-18-08	Buffalo	Johan Hedberg (2) Kari Lehtonen (1)
	165.	Drew Stafford	Atlanta	10-1 W	1-18-08	Buffalo	Johan Hedberg
	166.	Thomas Vanek (1)	Ottawa	5-1 W	2-12-08	Ottawa	Ray Emery
	#167.	Thomas Vanek (2)	Tampa Bay	4-3 W	2-20-08	Buffalo	Johan Holmqvist
	#168.	Thomas Vanek (3)	Tampa Bay	7-4 W	3-19-08	Buffalo	Karri Ramo
	#169.	Thomas Vanek (4)	Boston	3-0 W	4-5-08	Boston	Tim Thomas Empty Net (1)

SABRE HAT TRICK LEADERS

Rick Martin (21), Gil Perreault (18), Danny Gare (10), Alexander Mogilny (10), Dave Andreychuk (9), Pat LaFontaine (6), Miroslav Satan (6), Rene Robert (5), Mike Foligno (5), Thomas Vanek (4), Andre Savard (4), Jim Lorentz (3), Gerry Meehan (3), Craig Ramsay (3), Derek Roy (3), Eddie Shack (3), Donald Audette (2), Daniel Briere (2), Real Cloutier (2), Jason Dawe (2), Rick Dudley (2), J.P. Dumont (2), Dale Hawerchuk (2), Tony McKegney (2), Taylor Pyatt (2), Lindy Ruff (2), Ray Sheppard (2), Pierre Turgeon (2), Maxim Afinogenov, Steve Atkinson, Curtis Brown, Adam Creighton, Paul Cyr, Chris Drury, Michal Grosek, Gilles Hamel, Jochen Hecht, Steve Heinze, Yuri Khmylev, Jerry Korab, Yvon Lambert, Don Luce, Sean McKenna, Wilf Paiement, Michael Peca, Derek Plante, Jason Pominville, Jacques Richard, Geoff Sanderson, Rick Seiling, Fred Stanfield, Tony Tanti, John Tucker, John Van Boxmeer, Hannu Virta, Dixon Ward

HAT TRICKS BY DEFENSEMEN

Phil Housley (2), Jerry Korab, Jim Schoenfeld, John Van Boxmeer, Hannu Virta

* - indicates 4-goal game.

** - indicates 5-goal game.

- indicates three consecutive and uninterrupted goals (true or natural hat trick).

Note: Alexander Mogilny's first three scores of a four-goal game at Winnipeg on 2-10-93 (6-2 W) were consecutive and uninterrupted.

Note: Figure in brackets for scorer indicates cumulative total with the Sabres.



HAT TRICKS AGAINST THE SABRES

SEASON	NO.	PLAYER	OPPONENT	SCORE	DATE	PLACE	GOALIE(S)
1970-71 (3)	1.	Dave Balon	N.Y. Rangers	2-7 L	12-22-70	Buffalo	Roger Crozier
	*2.	Rosaire Paiement	Vancouver	3-6 L	2-9-71	Vancouver	Roger Crozier
	3.	Garry Unger	St. Louis	0-9 L	3-13-71	St. Louis	Joe Daley
1971-72 (4)	4.	Bill Goldsworthy	Minnesota	1-5 L	10-23-71	Minnesota	Dave Dryden
	5.	Nick Libett	Detroit	1-3 L	1-27-72	Buffalo	Roger Crozier (2) Empty Net (1)
	6.	Darryl Sittler	Toronto	1-4 L	2-19-72	Toronto	Roger Crozier
	7.	Jim Johnston	California	3-6 L	3-8-72	California	Dave Dryden (1) Roger Crozier (2)
1972-73 (6)	*8.	Bob Schmautz	Vancouver	5-9 L	11-19-72	Vancouver	Dave Dryden
	9.	Pete Stenkowski	N.Y. Rangers	2-4 L	1-11-73	Buffalo	Dave Dryden
	*10.	Phil Esposito	Boston	0-6 L	1-14-73	Boston	Dave Dryden
	11.	Bill Flett	Philadelphia	3-4 L	1-21-73	Buffalo	Dave Dryden
	12.	Keith McCreary	Atlanta	5-8 L	1-28-73	Buffalo	Roger Crozier
	13.	Rey Comeau	Atlanta	5-8 L	1-28-73	Buffalo	Roger Crozier
1973-74 (2)	14.	Yvan Cournoyer	Montreal	1-7 L	12-22-73	Montreal	Roger Crozier
	15.	Billy Harris	N.Y. Islanders	4-3 W	3-3-74	Buffalo	Dave Dryden
1974-75 (3)	16.	Bob Nevin	Los Angeles	1-4 L	10-13-74	Buffalo	Gary Bromley
	17.	Don Kozak	Los Angeles	2-7 L	10-24-74	Los Angeles	Gary Bromley
	18.	Guy Lapointe	Montreal	8-6 W	11-13-74	Montreal	Gary Bromley
1975-76 (3)	19.	Larry Romanchych	Atlanta	4-7 L	12-14-75	Buffalo	Gerry Desjardins
	20.	Butch Goring	Los Angeles	6-9 L	1-1-76	Buffalo	Gerry Desjardins
	21.	Rick Kehoe	Pittsburgh	7-6 W	3-10-76	Pittsburgh	Al Smith
1976-77 (2)	22.	Bernie Federko	St. Louis	5-6 L	2-5-77	St. Louis	Gerry Desjardins
	23.	Marcel Dionne	Los Angeles	1-5 L	2-27-77	Buffalo	Don Edwards (2) Bob Sauve (1)
1977-78 (0)		None					
1978-79 (3)	24.	Guy Lafleur	Montreal	1-8 L	12-2-78	Montreal	Bob Sauve
	25.	Wayne Cashman	Boston	3-7 L	12-31-78	Buffalo	Don Edwards
	26.	Lanny McDonald	Toronto	3-6 L	4-1-79	Buffalo	Don Edwards
1979-80 (2)	27.	Blaine Stoughton	Hartford	3-5 L	11-21-79	Hartford	Don Edwards
	28.	Bernie Federko (2)	St. Louis	2-3 L	2-9-80	St. Louis	Don Edwards
1980-81 (3)	*29.	Mark Napier	Montreal	5-6 L	12-3-80	Buffalo	Bob Sauve
	30.	Dan Labraaten	Calgary	4-4 T	2-14-81	Calgary	Don Edwards
	31.	Dwight Foster	Boston	4-6 L	3-1-81	Boston	Don Edwards
1981-82 (2)	32.	Stan Smyl	Vancouver	3-4 L	1-27-82	Vancouver	Don Edwards
	33.	Wayne Gretzky	Edmonton	3-6 L	2-24-82	Buffalo	Don Edwards
1982-83 (5)	34.	Peter Stastny	Quebec	4-6 L	10-6-82	Buffalo	Bob Sauve
	35.	Peter Stastny (2)	Quebec	4-6 L	10-9-82	Quebec	Bob Sauve
	36.	John Paul Kelly	Los Angeles	2-7 L	2-10-83	Los Angeles	Jacques Cloutier
	37.	Tim Young	Minnesota	1-5 L	3-8-83	Minnesota	Phil Myre
	38.	Darcy Rota	Vancouver	3-8 L	3-12-83	Vancouver	Phil Myre

HAT TRICKS AGAINST THE SABRES

SEASON	NO.	PLAYER	OPPONENT	SCORE	DATE	PLACE	GOALIE(S)
1983-84 (2)	39.	Anton Stastny	Quebec	2-9 L	10-8-83	Quebec	Bob Sauve
	40.	Wayne Babych	St. Louis	2-8 L	12-6-83	St. Louis	Bob Sauve
1984-85 (0)		None					
1985-86 (3)	41.	Paul Lawless	Hartford	4-6 L	12-13-85	Buffalo	Tom Barrasso
	42.	Steve Kasper	Boston	6-6 T	12-31-85	Buffalo	Tom Barrasso
	43.	Steve Larmer	Chicago	7-6 W	3-12-86	Chicago	Tom Barrasso
1986-87 (6)	*44.	Wendel Clark	Toronto	5-5 T	10-11-86	Toronto	Daren Puppa
	45.	Mario Lemieux	Pittsburgh	3-7 L	10-17-86	Buffalo	Tom Barrasso
	46.	Michel Goulet	Quebec	1-6 L	11-21-86	Buffalo	Jacques Cloutier
	47.	Brent Ashton	Quebec	0-7 L	12-13-86	Quebec	Tom Barrasso (2) Jacques Cloutier (1)
	48.	Peter Zezel	Philadelphia	4-7 L	1-28-87	Buffalo	Jacques Cloutier
	49.	Tony McKegney	N.Y. Rangers	3-6 L	2-24-87	Buffalo	Tom Barrasso (2) Empty Net (1)
1987-88 (10)	50.	Ron Francis	Hartford	1-9 L	11-18-87	Hartford	Daren Puppa (2) Jacques Cloutier (1)
	51.	Bob Carpenter	Los Angeles	5-8 L	11-22-87	Buffalo	Daren Puppa (1) Jacques Cloutier (2)
	52.	Bernie Nicholls	Los Angeles	5-8 L	11-22-87	Buffalo	Daren Puppa (2) Empty Net (1)
	*53.	Joe Nieuwendyk	Calgary	1-7 L	12-13-87	Buffalo	Daren Puppa
	54.	Cam Neely	Boston	1-5 L	1-16-88	Boston	Tom Barrasso
	55.	Peter Stastny (3)	Quebec	5-6 L	2-21-88	Buffalo	Tom Barrasso
	56.	Hakan Loob	Calgary	4-10 L	3-12-88	Calgary	Tom Barrasso (2) Jacques Cloutier (1)
	57.	Tony Tanti	Vancouver	7-5 W	3-13-88	Vancouver	Tom Barrasso
	58.	Geoff Courtnall	Edmonton	4-6 L	3-15-88	Edmonton	Jacques Cloutier
	59.	Stephane Richer	Montreal	4-9 L	4-2-88	Montreal	Daren Puppa
1988-89 (4)	60.	Joe Mullen	Calgary	0-9 L	11-5-88	Calgary	Tom Barrasso (1) Daren Puppa (2)
	61.	Trevor Linden	Vancouver	2-4 L	11-22-88	Vancouver	Daren Puppa (2) Empty Net (1)
	62.	Wayne Gretzky (2)	Los Angeles	3-5 L	2-4-89	Los Angeles	Darcy Wakaluk (2) Empty Net (1)
	63.	Mario Lemieux (2)	Pittsburgh	3-7 L	2-14-89	Pittsburgh	Jacques Cloutier
	1989-90 (2)	64.	Pat LaFontaine	N.Y. Islanders	2-4 L	12-31-89	Buffalo
65.		Vincent Damphousse	Toronto	3-4 L	3-16-90	Buffalo	Daren Puppa
1990-91 (1)	66.	Bryan Fogarty	Quebec	2-4 L	12-1-90	Quebec	Clint Malarchuk
1991-92 (5)	67.	Owen Nolan	Quebec	5-4 W	10-12-91	Quebec	Daren Puppa
	68.	Murray Craven	Hartford	6-6 T	12-7-91	Hartford	Clint Malarchuk
	69.	Steve Yzerman	Detroit	4-4 T	1-29-92	Detroit	Daren Puppa
	70.	Kevin Miller	Detroit	4-9 L	2-12-92	Buffalo	Daren Puppa
	*71.	Joe Sakic	Quebec	3-7 L	4-14-92	Quebec	Clint Malarchuk



HAT TRICKS AGAINST THE SABRES

SEASON	NO.	PLAYER	OPPONENT	SCORE	DATE	PLACE	GOALIE(S)
1992-93 (5)	72.	Joe Juneau	Boston	2-5 L	1-12-93	Boston	Daren Puppa
	73.	Sergei Nemchinov	N.Y. Rangers	6-4 W	1-29-93	Buffalo	Tom Draper
	74.	Kelly Buchberger	Edmonton	4-5 L	1-31-93	Buffalo	Tom Draper
	*75.	Brian Bellows	Montreal	4-8 L	2-27-93	Montreal	Grant Fuhr
	76.	Kevin Dineen	Philadelphia	4-7 L	4-15-93	Buffalo	Grant Fuhr (1) Dominik Hasek (2)
1993-94 (1)	77.	Shawn Burr	Detroit	4-6 L	10-18-93	Buffalo	Grant Fuhr
1994-95 (0)	None						
1995-96 (4)	78.	Pierre Turgeon	Montreal	7-6 W	1-6-96	Montreal	John Blue (2) Martin Biron (1)
	79.	Gary Roberts	Calgary	1-3 L	1-12-96	Calgary	Dominik Hasek
	80.	Russ Courtnall	Vancouver	2-5 L	3-6-96	Vancouver	Dominik Hasek
	*81.	Peter Bondra	Washington	1-5 L	4-3-96	Buffalo	Andrei Trefilov
	1996-97 (4)	82.	Ray Sheppard	Florida	3-4 L	11-26-96	Florida
83.		Bill Guerin	New Jersey	6-5 W	12-31-96	Buffalo	Dominik Hasek
84.		Paul Kariya	Anaheim	2-5 L	1-10-97	Anaheim	Dominik Hasek
*85.		Jaroslav Svejksky	Washington	3-8 L	4-13-97	Buffalo	Steve Shields
1997-98 (0)		None					
1998-99 (2)	86.	Teemu Selanne	Anaheim	2-7 L	1-1-99	Buffalo	Dominik Hasek
	87.	Vyacheslav Kozlov	Detroit	4-4 T	2-21-99	Buffalo	Dwayne Roloson
1999-00 (2)	88.	Pavel Bure	Florida	2-4 L	12-17-99	Buffalo	Martin Biron (2) Empty Net (1)
	89.	Petr Nedved	NY Rangers	3-6 L	2-25-00	Buffalo	Dominik Hasek (2) Empty Net (1)
2000-01 (2)	90.	Ray Ferraro	Atlanta	4-5 L	2-13-01	Atlanta	Martin Biron
	91.	Jeremy Roenick	Phoenix	3-7 L	2-23-01	Buffalo	Dominik Hasek (2) Martin Biron (1)
2001-02 (2)	92.	Brian Savage	Montreal	2-5 L	10-26-01	Buffalo	Martin Biron
	93.	Jason Arnott	New Jersey	1-4 L	2-10-02	New Jersey	Martin Biron
2002-03 (0)	None						
2003-04 (1)	94.	Vladimir Orszagh	Nashville	1-4 L	11-29-03	Nashville	Martin Biron
2005-06 (2)	*95.	Martin Havlat	Ottawa	4-10L	11-2-05	Buffalo	Mika Noronen (3) Martin Biron (1)
	*96.	Daniel Alfredsson	Ottawa	4-10L	11-2-05	Buffalo	Martin Biron
2006-07 (1)	97.	Dany Heatley	Ottawa	3-6L	1-3-07	Ottawa	Ryan Miller
2007-08 (1)	98.	Tomas Plekanec	Montreal	2-6L	2-29-08	Buffalo	Ryan Miller

OPPONENT HAT TRICK LEADERS

Peter Stastny (3), Bernie Federko (2), Wayne Gretzky (2), Mario Lemieux (2)

* - indicates 4-goal game. Note: Figure in brackets for scorer indicates cumulative total against the Sabres.

ALL-TIME SABRES SHUTOUTS

SEASON	NO.	GOALTENDER	OPPONENT	SCORE	DATE	PLACE	SAVES	
1970-71 (3)	1.	Roger Crozier	Minnesota	1-0	12-6-70	Buffalo	24	
	2.	Joe Daley	California	3-0	2-12-71	Buffalo	26	
	3.	Dave Dryden	Minnesota	5-0	3-14-71	Minnesota	35	
1971-72 (2)	4.	Roger Crozier (2)	Los Angeles	2-0	12-2-71	Buffalo	31	
	5.	Roger Crozier (3)	Vancouver	1-0	1-20-72	Buffalo	29	
1972-73 (6)	6.	Roger Crozier (4)	Vancouver	6-0	10-19-72	Buffalo	31	
	7.	Roger Crozier (5)	California	0-0	11-9-72	Buffalo	23	
	8.	Roger Crozier (6)	Pittsburgh	1-0	11-12-72	Buffalo	18	
	9.	Dave Dryden (2)	Toronto	4-0	12-17-72	Buffalo	21	
	10.	Dave Dryden (3)	Philadelphia	2-0	1-7-73	Buffalo	35	
	11.	Dave Dryden (4)	California	4-0	2-8-73	Buffalo	24	
1973-74 (1)	12.	Dave Dryden (5)	St. Louis	1-0	1-13-74	Buffalo	18	
1974-75 (7)	13.	Gary Bromley	St. Louis	2-0	10-26-74	St. Louis	21	
	14.	Roger Crozier (7)	Atlanta	4-0	11-17-74	Buffalo	25	
	15.	Gary Bromley (2)	Minnesota	5-0	12-8-74	Buffalo	14	
	16.	Gary Bromley (3)	Washington	4-0	12-22-74	Washington	26	
	17.	Roger Crozier (8)	California	4-0	1-15-75	California	26	
	18.	Gary Bromley (4)	Kansas City	5-0	1-19-75	Buffalo	20	
	19.	Roger Crozier (9)	Los Angeles	5-0	2-27-75	Buffalo	21	
	1975-76 (3)	20.	Roger Crozier (10)	Detroit	4-0	10-9-75	Buffalo	18
		21.	Gerry Desjardins	Boston	4-0	11-5-75	Buffalo	16
22.		Gerry Desjardins (2)	Pittsburgh	6-0	1-11-76	Buffalo	28	
1976-77 (5)	23.	Gerry Desjardins (3)	Vancouver	4-0	10-20-76	Buffalo	29	
	24.	Gerry Desjardins (4)	St. Louis	5-0	11-10-76	Buffalo	38	
	25.	Gerry Desjardins (5)	Colorado	3-0	1-16-77	Buffalo	21	
	26.	Don Edwards	Chicago	3-0	2-16-77	Buffalo	23	
	27.	Don Edwards (2)	Philadelphia	2-0	2-24-77	Buffalo	25	
	1977-78 (5)	28.	Don Edwards (3)	Montreal	4-0	10-30-77	Montreal	34
29.		Don Edwards (4)	Vancouver	3-0	12-11-77	Buffalo	19	
30.		Don Edwards (5)	N.Y. Rangers	2-0	2-9-78	Buffalo	25	
31.		Don Edwards (6)	Los Angeles	5-0	2-16-78	Buffalo	29	
32.		Don Edwards (7)	Philadelphia	4-0	2-23-78	Buffalo	20	
1978-79 (2)		33.	Don Edwards (8)	Toronto	1-0	10-19-78	Buffalo	19
	34.	Don Edwards (9)	Washington	2-0	11-11-78	Washington	25	
1979-80 (6)	35.	Bob Sauve	Quebec	3-0	10-27-79	Quebec	19	
	36.	Bob Sauve (2)	Chicago	0-0	10-31-79	Chicago	20	
	37.	Bob Sauve (3)	Washington	2-0	12-2-79	Buffalo	20	
	38.	Don Edwards (10)	Detroit	4-0	12-10-79	Buffalo	14	
	39.	Bob Sauve (4)	Vancouver	3-0	2-3-80	Buffalo	22	
	40.	Don Edwards (11)	Pittsburgh	9-0	2-7-80	Buffalo	25	
	1980-81 (5)	41.	Bob Sauve (5)	Edmonton	2-0	10-15-80	Buffalo	15
42.		Don Edwards (12)	N.Y. Rangers	4-0	1-18-81	Buffalo	30	
43.		Don Edwards (13)	Winnipeg	4-0	2-1-81	Buffalo	23	
44.		Don Edwards (14)	Philadelphia	4-0	2-5-81	Philadelphia	31	
45.		Bob Sauve (6)	Calgary	4-0	3-4-81	Buffalo	24	



ALL-TIME SABRES SHUTOUTS

SEASON	NO.	GOALTENDER	OPPONENT	SCORE	DATE	PLACE	SAVES
1981-82 (0)		None					
1982-83 (1)	46.	Bob Sauve (7)	Quebec	0-0	2-5-83	Quebec	22
1983-84 (2)	47.	Tom Barrasso	Los Angeles	4-0	1-18-84	Los Angeles	30
	48.	Tom Barrasso (2)	New Jersey	6-0	3-24-84	New Jersey	24
1984-85 (5)	49.	Tom Barrasso (3)	Toronto	6-0	12-26-84	Buffalo	22
	50.	Tom Barrasso (4)	Winnipeg	4-0	12-28-84	Buffalo	14
	51.	Tom Barrasso (5)	Boston	3-0	1-10-85	Boston	20
	52.	Tom Barrasso (6)	Hartford	2-0	1-19-85	Hartford	14
	53.	Tom Barrasso (7)	Washington	4-0	3-2-85	Washington	23
1985-86 (4)	54.	Tom Barrasso (8)	Montreal	6-0	10-16-85	Montreal	25
	55.	Daren Puppa	Edmonton	2-0	11-1-85	Edmonton	37
	56.	Tom Barrasso (9)	Hartford	2-0	11-19-85	Hartford	23
	57.	Jacques Cloutier	Philadelphia	1-0	3-27-86	Philadelphia	30
1986-87 (2)	58.	Tom Barrasso (10)	Montreal	0-0	10-15-86	Buffalo	28
	59.	Tom Barrasso (11)	Hartford	6-0	4-5-87	Buffalo	14
1987-88 (2)	60.	Tom Barrasso (12)	St. Louis	3-0	2-16-88	St. Louis	25
	61.	Tom Barrasso (13)	Boston	3-0	3-6-88	Buffalo	32
1988-89 (2)	62.	Daren Puppa (2)	N.Y. Islanders	3-0	11-12-88	New York	34
	63.	Clint Malarchuk	N.Y. Rangers	2-0	3-8-89	New York	32
1989-90 (1)	64.	Daren Puppa (3)	Hartford	5-0	3-10-90	Hartford	31
1990-91 (3)	65.	Clint Malarchuk (2)	Hartford	5-0	10-28-90	Buffalo	29
	66.	Daren Puppa (4)	Chicago	5-0	12-28-90	Buffalo	33
	67.	Daren Puppa (5)	Winnipeg	2-0	2-10-91	Winnipeg	24
1991-92 (1)	68.	Tom Draper	Chicago	2-0	11-22-91	Buffalo	29
1992-93 (0)		None					
1993-94 (9)	69.	Grant Fuhr	Winnipeg	6-0	11-19-93	Buffalo	22
	70.	Dominik Hasek	Toronto	3-0	11-29-93	Toronto	24
	71.	Dominik Hasek (2)	Tampa Bay	3-0	12-1-93	Tampa Bay	33
	72.	Dominik Hasek (3)	Hartford	3-0	12-11-93	Hartford	25
	73.	Dominik Hasek (4)	Los Angeles	2-0	12-17-93	Buffalo	27
	74.	Dominik Hasek (5)	Montreal	5-0	12-23-93	Buffalo	25
	75.	Dominik Hasek (6)	Anaheim	3-0	3-9-94	Anaheim	24
	76.	Grant Fuhr (2)	Boston	5-0	4-1-94	Buffalo	31
	77.	Dominik Hasek (7)	Montreal	1-0	4-8-94	Buffalo	31
	1994-95 (5)	78.	Dominik Hasek (8)	Washington	1-0	2-2-95	Washington
79.		Dominik Hasek (9)	Florida	3-0	3-24-95	Buffalo	28
80.		Dominik Hasek (10)	Ottawa	7-0	3-30-95	Buffalo	35
81.		Dominik Hasek (11)	Florida	5-0	4-26-95	Buffalo	31
82.		Dominik Hasek (12)	Montreal	2-0	5-1-95	Buffalo	32

ALL-TIME SABRES SHUTOUTS

SEASON	NO.	GOALTENDER	OPPONENT	SCORE	DATE	PLACE	SAVES
1995-96 (2)	83.	Dominik Hasek (13)	Ottawa	6-0	11-19-95	Buffalo	31
	84.	Dominik Hasek (14)	St. Louis	2-0	11-27-95	St. Louis	30
1996-97 (5)	85.	Dominik Hasek (15)	Colorado	0-0	11-2-96	Colorado	32
	86.	Dominik Hasek (16)	Tampa Bay	3-0	11-27-96	Tampa Bay	32
	87.	Dominik Hasek (17)	Ottawa	3-0	11-29-96	Buffalo	31
	88.	Dominik Hasek (18)	Boston	4-0	12-14-96	Boston	29
	89.	Dominik Hasek (19)	New Jersey	0-0	12-23-96	New Jersey	37
1997-98 (13)	90.	Dominik Hasek (20)	Boston	5-0	11-20-97	Boston	29
	91.	Dominik Hasek (21)	Anaheim	4-0	12-3-97	Buffalo	29
	92.	Dominik Hasek (22)	Tampa Bay	4-0	12-5-97	Buffalo	38
	93.	Dominik Hasek (23)	Montreal	1-0	12-19-97	Buffalo	42
	94.	Dominik Hasek (24)	N.Y. Rangers	2-0	12-21-97	New York	33
	95.	Dominik Hasek (25)	N.Y. Rangers	3-0	12-26-97	Buffalo	28
	96.	Dominik Hasek (26)	Ottawa	3-0	12-31-97	Buffalo	36
	97.	Dominik Hasek (27)	Washington	3-0	3-1-98	Washington	36
	98.	Dominik Hasek (28)	N.Y. Rangers	1-0	3-2-98	New York	33
	99.	Dominik Hasek (29)	Pittsburgh	3-0	3-15-98	Buffalo	22
	100.	Dominik Hasek (30)	Calgary	2-0	3-24-98	Calgary	29
	101.	Dominik Hasek (31)	Edmonton	1-0	3-27-98	Edmonton	20
102.	Dominik Hasek (32)	Los Angeles	4-0	4-1-98	Buffalo	37	
1998-99 (10)	103.	Dominik Hasek (33)	Colorado	3-0	10-10-98	Colorado	32
	104.	Dominik Hasek (34)	N.Y. Rangers	0-0	10-27-98	New York	16
	105.	Dominik Hasek (35)	Washington	2-0	11-12-98	Washington	23
	106.	Dominik Hasek (36)	Philadelphia	3-0	12-4-98	Buffalo	31
	107.	Dominik Hasek (37)	N.Y. Rangers	2-0	12-11-98	Buffalo	16
	108.	Dominik Hasek (38)	Tampa Bay	2-0	12-23-98	Buffalo	38
	109.	Dominik Hasek (39)	New Jersey	2-0	12-26-98	New Jersey	34
	110.	Dominik Hasek (40)	Florida	4-0	1-18-99	Florida	33
	111.	Dwayne Roloson	Vancouver	2-0	2-28-99	Vancouver	15
	112.	Dominik Hasek (41)	Washington	3-0	4-18-99	Buffalo	25
1999-00 (8)	113.	Martin Biron	Atlanta	4-0	11-19-99	Atlanta	18
	114.	Martin Biron (2)	Ottawa	0-0	12-8-99	Buffalo	30
	115.	Martin Biron (3)	Boston	0-0	1-13-00	Boston	39
	116.	Martin Biron (4)	Anaheim	5-0	1-17-00	Anaheim	17
	117.	Martin Biron (5)	Ottawa	1-0	1-28-00	Buffalo	21
	118.	Dominik Hasek (42)	Colorado	2-0	2-8-00	Colorado	24
	119.	Dominik Hasek (43)	Montreal	2-0	4-1-00	Montreal	27
	120.	Dominik Hasek (44)	New Jersey	5-0	4-6-00	New Jersey	32
	2000-01 (13)	121.	Dominik Hasek (45)	NY Islanders	3-0	11-9-00	Buffalo
122.		Dominik Hasek (46)	New Jersey	4-0	11-11-00	New Jersey	23
123.		Dominik Hasek (47)	Boston	3-0	12-12-00	Boston	22
124.		Dominik Hasek (48)	Ottawa	2-0	12-29-00	Buffalo	34
125.		Martin Biron (6)	NY Islanders	2-0	12-30-00	New York	15
126.		Martin Biron (7)	Nashville	2-0	1-6-01	Nashville	29
127.		Dominik Hasek (49)	Anaheim	4-0	1-12-01	Anaheim	21
128.		Dominik Hasek (50)	Florida	1-0	1-19-01	Buffalo	21
129.		Dominik Hasek (51)	Ottawa	2-0	2-19-01	Buffalo	30
130.		Dominik Hasek (52)	New Jersey	1-0	2-22-01	New Jersey	24
131.		Dominik Hasek (53)	Toronto	3-0	3-20-01	Buffalo	16
132.		Dominik Hasek (54)	Atlanta	4-0	3-26-01	Atlanta	19
133.		Dominik Hasek (55)	Atlanta	1-0	3-30-01	Buffalo	30



ALL-TIME SABRES SHUTOUTS

SEASON	NO.	GOALTENDER	OPPONENT	SCORE	DATE	PLACE	SAVES
2001-02 (4)	134.	Martin Biron (8)	Atlanta	8-0	11-8-01	Buffalo	16
	135.	Martin Biron (9)	NY Islanders	5-0	3-7-02	New York	26
	136.	Martin Biron (10)	Montreal	3-0	3-8-02	Buffalo	26
	137.	Martin Biron (11)	Montreal	3-0	4-13-02	Montreal	22
2002-03 (6)	138.	Martin Biron (12)	Anaheim	4-0	12-4-02	Buffalo	22
	139.	Ryan Miller	Minnesota	1-0	1-14-03	Minnesota	22
	140.	Martin Biron (13)	Phoenix	1-0	1-18-03	Phoenix	30
	141.	Martin Biron (14)	Pittsburgh	0-0	1-21-03	Buffalo	23
	142.	Martin Biron (15)	Toronto	4-0	1-24-03	Buffalo	27
	143.	Mika Noronen	Florida	4-0	3-8-03	Florida	29
2003-04 (4)	144.	Mika Noronen (2)	Calgary	2-0	10-18-03	Calgary	20
	145.	Mika Noronen (3)	Carolina	5-0	11-21-03	Buffalo	35
	146.	Martin Biron (16)	Washington	6-0	3-10-04	Washington	27
	147.	Martin Biron (17)	Columbus	6-0	3-29-04	Buffalo	23
2005-06 (2)	148.	Ryan Miller (2)	Toronto	6-0	4-16-06	Buffalo	31
	149.	Martin Biron (18)	Carolina	4-0	4-18-06	Carolina	33
2006-07 (2)	150.	Ryan Miller (3)	NY Islanders	3-0	10-26-06	New York	29
	151.	Ryan Miller (4)	Washington	2-0	4-7-07	Washington	26
2007-08 (5)	152.	Ryan Miller (5)	Atlanta	6-0	10-11-07	Buffalo	20
	153.	Jocelyn Thibault (1)	Montreal	3-0	11-24-07	Montreal	24
	154.	Ryan Miller (6)	Florida	1-0	1-30-08	Florida	32
	155.	Ryan Miller (7)	Toronto	1-0	2-13-08	Buffalo	35
	156.	Jocelyn Thibault (2)	Boston	3-0	4-5-08	Boston	17

SABRE SHUTOUT LEADERS

Dominik Hasek (55), Martin Biron (18), Don Edwards (14), Tom Barrasso (13), Roger Crozier (10), Ryan Miller (7), Bob Sauve (7), Dave Dryden (5), Gerry Desjardins (5), Daren Puppa (5), Gary Bromley (4), Mika Noronen (3), Jocelyn Thibault (2), Grant Fuhr (2), Clint Malarchuk (2), Joe Daley (1), Jacques Cloutier (1), Tom Draper (1), Dwayne Roloson (1)

Note: Figure in brackets for goaltender indicates cumulative total with the Sabres.

1-0 GAMES INVOLVING THE SABRES

REGULAR SEASON

DATE	OPPONENT	GOAL SCORER	WINNING GOALIE	SABRES RECORD
12-6-70	vs. Minnesota	R. Anderson	R. Crozier (Buf.)	1-0
1-20-72	vs. Vancouver	D. Luce	R. Crozier (Buf.)	2-0
11-12-72	vs. Pittsburgh	S. Atkinson	R. Crozier (Buf.)	3-0
1-13-74	vs. St. Louis	G. Perreault	D. Dryden (Buf.)	4-0
10-19-78	vs. Toronto	C. Ramsay	D. Edwards (Buf.)	5-0
3-27-86	at Philadelphia	G. Perreault	J. Cloutier (Buf.)	6-0
2-3-90	at Montreal	S. Richer	P. Roy (Mtl.)	6-1
2-4-90	vs. N.Y. Islanders	D. King	G. Healy (NYI)	6-2
4-8-94	vs. Montreal	D. Audette	D. Hasek (Buf.)	7-2
2-2-95	at Washington	D. Hawerchuk	D. Hasek (Buf.)	8-2
1-17-96	vs. Pittsburgh	J. Jagr	T. Barrasso (Pit.)	8-3
1-26-96	at Washington	J. Juneau	J. Carey (Wsh.)	8-4
4-12-97	at Ottawa	S. Duchesne	R. Tugnutt (Ott.)	8-5
12-19-97	vs. Montreal	D. Audette	D. Hasek (Buf.)	9-5
3-2-98	at N.Y. Rangers	A. Zhitnik	D. Hasek (Buf.)	10-5
3-27-98	at Edmonton	M. Satan	D. Hasek (Buf.)	11-5
4-5-98	vs. Ottawa	D. Alfredsson	D. Rhodes (Ott.)	11-6
10-23-98	vs. Washington	J. Svejkovsky	O. Kolzig (Wsh.)	11-7
1-11-99	at Phoenix	D. Drake	N. Khabibulin (Phx.)	11-8
1-28-00	vs. Ottawa	J. Patrick	M. Biron (Buf.)	12-8
1-29-00	at Boston	P. Axelsson	B. Dafoe (Bos.)	12-9
1-19-01	vs. Florida	D. Hamel	D. Hasek (Buf.)	13-9
2-22-01	at New Jersey	D. Andreychuk	D. Hasek (Buf.)	14-9
3-21-01	at Carolina	D. Tanabe	A. Irbe (Car.)	14-10
*12-31-02	vs. NY Islanders	J. Blake	C. Osgood (NYI)	14-11
1-14-03	at Minnesota	D. Hamel	R. Miller (Buf.)	15-11
1-18-03	at Phoenix	C. Brown	M. Biron (Buf.)	16-11
1-15-04	vs. Boston	S. Samsonov	F. Potvin (Bos.)	16-12
1-30-08	at Florida	T. Vanek	R. Miller (Buf.)	17-12
2-13-08	vs. Toronto	P. Gaustad	R. Miller (Buf.)	18-12

PLAYOFFS

DATE	OPPONENT	GOAL SCORER	WINNING GOALIE	SABRES RECORD
4-6-83	at Montreal	B. Peterson	B. Sauve (Buf.)	1-0
*4-27-94	vs. New Jersey	D. Hannan	D. Hasek (Buf.)	2-0
*4-23-97	at Ottawa	D. Alfredsson	R. Tugnutt (Ott.)	2-1

* - overtime decision



Current Sabres Only

BY SABRES	07-08	06-07	05-06	03-04	02-03	01-02
Maxim Afinogenov	-	-	2	-	-	1
Jochen Hecht	3	2	1	1	-	-
Ales Kotalik	1	1	1	1	-	-
Teppo Numminen	-	-	1	-	-	-
Daniel Paille	1	1	-	-	-	-
Andrew Peters	-	-	-	1	-	-
Jason Pominville	1	1	1	-	-	-
Derek Roy	-	-	1	-	-	-
Henrik Tallinder	1	-	-	-	-	-
Thomas Vanek	1	3	1	-	-	-
Sabres Total	8	9	11	10	3	12
Opponents Total	8	3	5	4	8	9

2007-08 ENG BY OPPONENTS:

Nikolai Zherdev (CBJ), Chris Higgins (MTL), Bryan Smolinski (MTL), Dany Heatley (OTT), Evgeni Malkin (PIT), Ilya Kovalchuk (ATL), Colby Armstrong (PIT), Antoine Vermette (OTT)

2006-07 ENG BY OPPONENTS:

Chris Phillips (OTT), John Erskine (WSH), Dominic Moore (PIT)

2005-06 ENG BY OPPONENTS:

Shean Donovan (CGY), Chris Kelly (OTT), Brad Larsen (ATL), Jarkko Ruutu (VAN), Justin Williams (CAR)

2003-04 ENG BY OPPONENTS:

Fernando Pisani (EDM), Mike Ribeiro (MTL), Martin St. Louis (TB), Joe Nieuwendyk (TOR)

2002-03 ENG BY OPPONENTS:

Rob DiMaio (DAL), Vaclav Prospal (TB), Marc Savard (ATL), Shawn Bates (NYI), Antti Laaksonen (MIN), Viktor Kozlov (FLA), Ville Nieminen (PIT), Dany Heatley (ATL).

2001-02 ENG BY OPPONENTS:

Brendan Shannahan (DET), Tyler Wright (CBJ), Bobby Holik (NJ), Vitali Yachmenev (NSH), Jeff Toms (NYR), Ron Francis (CAR), Brian Smolinski (LA), Doug Weight (STL), Jason Blake (NYI).

2000-01 ENG BY OPPONENTS:

Pavol Demitra (STL), Shawn McEachern (OTT), Robert Lang (PIT).

1999-00 ENG BY OPPONENTS:

John LeClair (PHI), Pavel Bure (FLA), Petr Sykora (NJ), Scott Gomez (NJ), Petr Nedved (NYR), Sean Hill (CAR).

1998-99 ENG BY OPPONENTS:

Brian Rolston (NJ), Jaromir Jagr (PIT), Sylvain Lefebvre (COL), Bill Guerin (EDM).

(Buffalo totals are as Sabres only)

SABRES PENALTY SHOTS

GAME	MATCH-UP	RESULT
Nov. 5, 1970 at Buffalo	Paul Andrea vs. Vancouver's Dunc Wilson	unsuccessful
Dec. 20, 1973 at Buffalo	John Gould vs. Montreal's Michel Plasse	unsuccessful
Jan. 31, 1974 at Philadelphia	Rick Martin vs. Philadelphia's Bernie Parent	goal
Jan. 25, 1975 at Montreal	Rick Martin vs. Montreal's Michel Larocque	unsuccessful
Feb. 2, 1975 at Buffalo	Don Luce vs. Kansas City's Denis Herron	unsuccessful
Oct. 19, 1975 at Buffalo	Don Luce vs. Washington's Ron Low	unsuccessful
Feb. 4, 1976 at Los Angeles	Gil Perreault vs. Los Angeles' Rogie Vachon	unsuccessful
Feb. 22, 1976 at Buffalo	Rene Robert vs. Montreal's Ken Dryden	unsuccessful
April 1, 1978 at Toronto	Gil Perreault vs. Toronto's Mike Palmateer	unsuccessful
Dec. 19, 1982 at Buffalo	Brent Peterson vs. Quebec's Dan Bouchard	unsuccessful
Nov. 25, 1983 at Buffalo	Gil Perreault vs. Chicago's Murray Bannerman	goal
Jan. 13, 1984 at Buffalo	Brent Peterson vs. Edmonton's Grant Fuhr	unsuccessful
Jan. 14, 1984 at Detroit	Brent Peterson vs. Detroit's Greg Stefan	unsuccessful
Oct. 31, 1984 at Buffalo	John Tucker vs. Philadelphia's Pelle Lindbergh	goal
Dec. 26, 1984 at Buffalo	John Tucker vs. Toronto's Rick St. Croix	unsuccessful
Nov. 22, 1986 at Quebec	Dave Andreychuk vs. Quebec's Clint Malarchuk	unsuccessful
Nov. 15, 1987 at Buffalo	Christian Ruuttu vs. Toronto's Ken Wregget	unsuccessful
*April 9, 1988 at Buffalo	John Tucker vs. Boston's Andy Moog	goal
Feb. 19, 1989 at Buffalo	Mike Foligno vs. Detroit's Glen Hanlon	unsuccessful
Oct. 17, 1990 at Buffalo	Pierre Turgeon vs. Montreal's Patrick Roy	goal
Oct. 12, 1991 at Quebec	Dave McLlwain vs. Quebec's Ron Tugnutt	unsuccessful
Jan. 10, 1992 at Buffalo	Alexander Mogilny vs. Edmonton's Bill Ranford	unsuccessful
Feb. 7, 1992 at Buffalo	Dave Andreychuk vs. Minnesota's Darcy Wakaluk	unsuccessful
Nov. 11, 1992 at Buffalo	Brad May vs. Boston's Andy Moog	goal
Nov. 29, 1992 at Ottawa	Pat LaFontaine vs. Ottawa's Peter Sidorkiewicz	goal
Dec. 17, 1993 at Buffalo	Alexander Mogilny vs. Los Angeles' Robb Stauber	unsuccessful
Jan. 11, 1994 at Chicago	Randy Wood vs. Chicago's Jeff Hackett	goal
Feb. 10, 1994 at Boston	Wayne Presley vs. Boston's Vincent Riendeau	unsuccessful
Oct. 22, 1995 at Buffalo	Dave Hannan vs. St. Louis' Grant Fuhr	unsuccessful
Feb. 3, 1996 at Boston	Randy Burridge vs. Boston's Bill Ranford	unsuccessful
Nov. 21, 1996 at Buffalo	Donald Audette vs. Toronto's Felix Potvin	unsuccessful
April 11, 1998 at Ottawa	Dixon Ward vs. Ottawa's Damian Rhodes	goal
Oct. 9, 1999 at Atlanta	Miroslav Satan vs. Atlanta's Damien Rhodes	goal
Dec. 28, 1999 at Buffalo	Miroslav Satan vs. Detroit's Ken Wregget	unsuccessful
March 4, 2000 at NY Islanders	Miroslav Satan vs. NY Islanders Kevin Weekes	unsuccessful
Nov. 3, 2001 at Ottawa	Miroslav Satan vs. Ottawa's Patrick Lalime	unsuccessful
Nov. 19, 2001 at Atlanta	Tim Connolly vs. Atlanta's Milan Hnilicka	goal
Feb. 15, 2003 at Buffalo	Miroslav Satan vs. NY Rangers Mike Dunham	goal
Dec. 8, 2005 vs. Anaheim	Thomas Vanek vs. Anaheim's J-S Giguere	goal
Mar. 12, 2006 at Buffalo	Maxim Afinogenov vs. Boston's Andrew Raycroft	goal
Mar. 25, 2006 at Montreal	J-P Dumont vs. Montreal's David Aebischer	unsuccessful
*Apr. 28, 2006 at Philadelphia	Derek Roy vs. Philadelphia's Robert Esche	unsuccessful
Nov. 10, 2006 vs. Florida	Thomas Vanek vs. Florida's Alexander Auld	unsuccessful
Dec. 28, 2006 vs. Carolina	Ales Kotalik vs. Carolina's John Grahame	goal
Jan. 26, 2007 at Columbus	Daniel Paille vs. Columbus' Fredrik Norrena	unsuccessful
Feb. 24, 2007 at Ottawa	Thomas Vanek vs. Ottawa's Ray Emery	unsuccessful
Dec. 1, 2007 at Buffalo	Drew Stafford vs. Carolina's John Grahame	unsuccessful

Shots For: 47

Goals For: 15

Unsuccessful: 32

* - indicates a playoff game



GAME	MATCH-UP	RESULT
Oct. 20, 1971 at Toronto	Paul Henderson of Toronto vs. Roger Crozier	unsuccessful
Nov. 12, 1972 at Buffalo	Lowell McDonald of Pittsburgh vs. Roger Crozier	unsuccessful
March 9, 1973 at Vancouver	Andre Boudrias of Vancouver vs. Roger Crozier	goal
Nov. 13, 1974 at Montreal	Steve Shutt of Montreal vs. Gary Bromley	unsuccessful
Dec. 5, 1974 at Buffalo	Tommy Williams of Washington vs. Gary Bromley	unsuccessful
Jan. 23, 1975 at Buffalo	Pierre Jarry of Detroit vs. Roger Crozier	unsuccessful
Feb. 22, 1981 at Buffalo	Steve Shutt of Montreal vs. Don Edwards	unsuccessful
Dec. 17, 1981 at Philadelphia	Behn Wilson of Philadelphia vs. Don Edwards	goal
March 29, 1983 at Hartford	Blaine Stoughton of Hartford vs. Bob Sauve	goal
March 9, 1984 at Buffalo	Marcel Dionne of Los Angeles vs. Tom Barrasso	goal
Jan. 5, 1985 at N.Y. Islanders	Bryan Trottier of N.Y. Islanders vs. Tom Barrasso	unsuccessful
Jan. 24, 1991 at Chicago	Dave Manson of Chicago vs. Darcy Wakaluk	unsuccessful
Jan. 29, 1992 at Detroit	Steve Yzerman of Detroit vs. Daren Puppia	goal
March 3, 1992 at Quebec	Mats Sundin of Quebec vs. Tom Draper	goal
March 8, 1992 at Buffalo	Marty McInnis of N.Y. Islanders vs. Tom Draper	unsuccessful
March 17, 1992 at Minnesota	Ulf Dahlen of Minnesota vs. Daren Puppia	unsuccessful
March 10, 1993 at Quebec	Alexei Gusarov of Quebec vs. Grant Fuhr	goal
March 8, 1995 at Montreal	Mark Recchi of Montreal vs. Dominik Hasek	unsuccessful
March 23, 1996 at Pittsburgh	Mario Lemieux of Pittsburgh vs. Dominik Hasek	unsuccessful
Feb. 27, 1997 at New Jersey	John MacLean of New Jersey vs. Dominik Hasek	goal
March 8, 1997 at Montreal	Vincent Damphousse of Montreal vs. Dominik Hasek	unsuccessful
April 10, 1997 at Boston	Jason Allison of Boston vs. Dominik Hasek	unsuccessful
*May 11, 1997 at Buffalo	Eric Lindros of Philadelphia vs. Steve Shields	goal
Oct. 7, 1997 at Buffalo	Jere Lehtinen of Dallas vs. Dominik Hasek	goal
*May 29, 1999 at Toronto	Mats Sundin of Toronto vs. Dominik Hasek	goal
Jan. 6, 2000 at Buffalo	Petr Sykora of New Jersey vs. Dwayne Roloson	goal
Jan. 8, 2000 at Ottawa	Daniel Alfredsson of Ottawa vs. Martin Biron	unsuccessful
March 4, 2000 at NY Islanders	Olli Jokinen of NY Islanders vs. Dominik Hasek	goal
*April 16, 2000 at Buffalo	Eric Desjardins of Philadelphia vs. Dominik Hasek	unsuccessful
Nov. 3, 2002 at Buffalo	Dainius Zubrus of Montreal vs. Dominik Hasek	unsuccessful
Feb. 1, 2001 at Tampa Bay	Mike Johnson of Tampa Bay vs. Martin Biron	unsuccessful
*April 11, 2001 at Philadelphia	Mark Recchi of Philadelphia vs. Dominik Hasek	unsuccessful
*May 2, 2001 at Pittsburgh	Martin Straka of Pittsburgh vs. Dominik Hasek	unsuccessful
Dec. 13, 2002 vs. Chicago	Alexei Zhamnov of Chicago vs. Martin Biron	goal
Nov. 5, 2003 vs. Atlanta	Patrik Stefan of Atlanta vs. Martin Biron	goal
Nov. 9, 2005 vs. Carolina	Erik Cole of Carolina vs. Martin Biron	unsuccessful
Nov. 9, 2005 vs. Carolina	Erik Cole of Carolina vs. Martin Biron	goal
Dec. 5, 2005 at Colorado	Marek Svatos of Colorado vs. Martin Biron	goal
March 25, 2006 at Boston	Travis Green of Boston vs. Ryan Miller	unsuccessful
Oct. 17, 2006 vs. Philadelphia	Mike Richards of Philadelphia vs. Ryan Miller	unsuccessful
Dec. 16, 2006 vs. Ottawa	Jason Spezza of Ottawa vs. Ryan Miller	unsuccessful
March 9, 2007 vs. Minnesota	Marian Gaborik of Minnesota vs. Ryan Miller	unsuccessful
Oct. 19, 2007 vs. Columbus	Rick Nash of Columbus vs. Ryan Miller	unsuccessful
Dec. 28, 2007 at New Jersey	Arron Asham of New Jersey vs. Ryan Miller	unsuccessful
Feb. 27, 2008 vs. Nashville	Scott Nichol of Nashville vs. Ryan Miller	unsuccessful

Shots Against: 45

Goals Against: 17

Unsuccessful: 28

* - indicates a playoff game

YEARLY LEADERS

YEAR	GOALS	ASSISTS	POINTS
1970-71	Perreault (38)	Goyette (46)	Perreault (72)
1971-72	Martin (44)	Perreault (48)	Martin & Perreault (74)
1972-73	Robert (40)	Perreault (60)	Perreault (88)
1973-74	Martin (52)	Robert (44)	Martin (86)
1974-75	Martin (52)	Robert (60)	Robert (100)
1975-76	Gare (50)	Perreault (69)	Perreault (113)
1976-77	Perreault (39)	Perreault (56)	Perreault (95)
1977-78	Perreault (41)	Perreault & Robert (48)	Perreault (89)
1978-79	Martin (32)	Perreault (58)	Perreault (85)
1979-80	Gare (56)	Perreault (66)	Perreault (106)
1980-81	Gare (46)	Van Boxmeer (51)	Gare (85)
1981-82	Perreault (31)	Van Boxmeer (54)	Perreault (73)
1982-83	McKegney (36)	Housley (47)	Perreault (76)
1983-84	Andreychuk (38)	Perreault (59)	Perreault (90)
1984-85	Andreychuk (31)	Perreault & Housley (53)	Perreault (83)
1985-86	Foligno (41)	Andreychuk (51)	Andreychuk (87)
1986-87	Foligno (30)	Andreychuk (48)	Andreychuk (73)
1987-88	Sheppard (38)	Andreychuk (48)	Andreychuk (78)
1988-89	Turgeon (34)	Turgeon (54)	Turgeon (88)
1989-90	Andreychuk & Turgeon (40)	Turgeon (66)	Turgeon (106)
1990-91	Andreychuk (36)	Hawerchuk (58)	Hawerchuk (89)
1991-92	LaFontaine (46)	Hawerchuk (75)	Hawerchuk (98)
1992-93	Mogilny (76)	LaFontaine (95)	LaFontaine (148)
1993-94	Hawerchuk (35)	Hawerchuk (51)	Hawerchuk (86)
1994-95	Audette (24)	Mogilny (28)	Mogilny (47)
1995-96	LaFontaine (40)	LaFontaine (51)	LaFontaine (91)
1996-97	Audette (28)	Galley (34)	Plante (53)
1997-98	Audette (24)	Zhitnik (30)	Satan (46)
1998-99	Satan (40)	Woolley (33)	Satan (66)
1999-00	Satan (33)	Gilmour (48)	Gilmour (73)
2000-01	Audette (34)	Audette (45)	Audette (79)
2001-02	Satan (37)	Satan (36)	Satan (73)
2002-03	Satan (26)	Satan (49)	Satan (75)
2003-04	Satan (29)	Briere & Hecht (37)	Briere (65)
2005-06	Drury (30)	Afinogenov (51)	Afinogenov (73)
2006-07	Vanek (43)	Briere (63)	Briere (95)
2007-08	Vanek (36)	Pominville (53)	Roy (81)



YEAR	PENALTY MINUTES	PLUS/MINUS	GOALS AGAINST AVERAGE
1970-71	Pratt (179)	Atkinson (+1)	Crozier (3.68)
1971-72	Hamilton (105)	Ramsay (+5)	Crozier (3.51)
1972-73	Schoenfeld (178)	Robert (+16)	Dryden (2.65)
1973-74	Carriere (103)	Ramsay (+17)	Dryden (2.97)
1974-75	Korab & Schoenfeld (184)	Luce (+61)	Bromley (3.10)
1975-76	Gare (129)	Guevremont (+47)	Desjardins (2.95)
1976-77	Korab (120)	Hajt (+39)	Edwards (2.51)
1977-78	Korab (119)	Hajt (+36)	Edwards (2.64)
1978-79	Korab (104)	Ramsay (+21)	Edwards (3.02)
1979-80	Playfair (145)	Schoenfeld (+60)	Sauve (2.36)
1980-81	Playfair (169)	Ramsay (+39)	Edwards (2.96)
1981-82	Playfair (258)	Van Boxmeer (+23)	Edwards (3.51)
1982-83	Playfair (180)	Ramsey (+20)	Sauve (3.45)
1983-84	Playfair (209)	Foligno (+32)	Barrasso (2.84)
1984-85	Playfair (157)	Hajt (+32)	Barrasso (2.66)
1985-86	Foligno (168)	Foligno (+25)	Barrasso (3.61)
1986-87	Dykstra (179)	Foligno (+13)	Barrasso (3.65)
1987-88	Foligno (220)	Johansson (+12)	Barrasso (3.31)
1988-89	Hartman (316)	Ruuttu (+13)	Puppa (3.36)
1989-90	Hartman (211)	Ramsey (+21)	Puppa (2.89)
1990-91	Ray (350)	Four Players (+14)	Malarchuk (3.35)
1991-92	Ray (354)	LaFontaine (+10)	Draper (3.21)
1992-93	May (242)	Bodger (+14)	Hasek (3.15)
1993-94	Ray (274)	Muni (+28)	Hasek (1.95)
1994-95	Ray (173)	Khmylev (+8)	Hasek (2.11)
1995-96	Barnaby (335)	Wilson (+13)	Hasek (2.83)
1996-97	Ray (286)	Peca (+26)	Hasek (2.27)
1997-98	Barnaby (289)	Shannon (+26)	Hasek (2.09)
1998-99	Ray (261)	Shannon (+28)	Hasek (1.87)
1999-00	Ray (158)	Tsyplakov (+23)	Hasek (2.21)
2000-01	Ray (210)	Brown (+15)	Hasek (2.11)
2001-02	Ray (200)	McKee (+18)	Biron (2.22)
2002-03	Boulton (178)	Brown & Hecht (+4)	Noronen (2.42)
2003-04	Peters (151)	Hecht (+17)	Biron (2.52)
2005-06	Peters (100)	Kalinin (+14)	Miller (2.60)
2006-07	Mair (128)	Vanek (+47)	Miller (2.73)
2007-08	Peters (100)	Pominville (+16)	Miller (2.64)

SABRES CAREER LEADERS

GAMES PLAYED	TOTAL
Gil Perreault	1,191
Craig Ramsay	1,070
Mike Ramsey	911
Rob Ray	889
Bill Hajt	854
Dave Andreychuk	837
Don Luce	766
Alexei Zhitnik	712
Rick Martin	681
Ric Seiling	664
Mike Foligno	664

GOALS	TOTAL
Gil Perreault	512
Rick Martin	382
Dave Andreychuk	368
Danny Gare	267
Craig Ramsay	252
Mike Foligno	247
Miroslav Satan	224
Rene Robert	222
Don Luce	216
Alexander Mogilny	211

ASSISTS	TOTAL
Gil Perreault	814
Dave Andreychuk	436
Craig Ramsay	420
Phil Housley	380
Rene Robert	330
Rick Martin	313
Don Luce	310
Dale Hawerchuk	275
Mike Foligno	264
Mike Ramsey	256

POINTS	TOTAL
Gil Perreault	1,326
Dave Andreychuk	804
Rick Martin	695
Craig Ramsay	672
Phil Housley	558
Rene Robert	552
Don Luce	526
Mike Foligno	511
Danny Gare	500
Miroslav Satan	456

PENALTY MINUTES	TOTAL
Rob Ray	3,189
Mike Foligno	1,450
Larry Playfair	1,390
Brad May	1,323
Matthew Barnaby	1,248
Lindy Ruff	1,126
Jim Schoenfeld	1,025
Mike Ramsey	924
Mike Hartman	890
Jerry Korab	870

GAME-WINNING GOALS	TOTAL
Gil Perreault	81
Rick Martin	47
Mike Foligno	43
Danny Gare	35
Dave Andreychuk	38
Miroslav Satan	33
Rene Robert	32
Craig Ramsay	32
Don Luce	30
Donald Audette	30

POWER-PLAY GOALS	TOTAL
Dave Andreychuk	160
Gil Perreault	128
Rick Martin	112
Alexander Mogilny	78
Miroslav Satan	74
Danny Gare	66
Pat LaFontaine	66
Donald Audette	65
Phil Housley	61
Mike Foligno	61

SHORT-HANDED GOALS	TOTAL
Craig Ramsay	27
Don Luce	21
Miroslav Satan	15
Michael Peca	14
Wayne Presley	11
Ric Seiling	9
Dave Hannan	8
Gil Perreault	8
Gilles Hamel	8
Christian Ruuttu	8
Bob Sweeney	8
Andre Savard	7
Dixon Ward	7

GAME-TYING	TOTAL
Danny Gare	21
Rick Martin	20
Gil Perreault	16
Craig Ramsay	15
Rene Robert	10
Don Luce	10
Mike Foligno	8
Dave Andreychuk	8
Gerry Meehan	7
Ric Seiling	6
Larry Playfair	6

HAT TRICKS	TOTAL
Rick Martin	21
Gil Perreault	18
Danny Gare	10
Alexander Mogilny	10
Dave Andreychuk	9
Pat LaFontaine	6
Miroslav Satan	6
Rene Robert	5
Mike Foligno	5
Thomas Vanek	4
Andre Savard	4



SABRES CAREER LEADERS

SHOTS **TOTAL**

Gil Perreault	2,837
Dave Andreychuk	2,342
Rick Martin	2,192
Phil Housley	1,610
Don Luce	1,562
Miroslav Satan	1,560
Rene Robert	1,481
Danny Gare	1,480
Craig Ramsay	1,479
Mike Foligno	1,438
Alexander Mogilny	1,333

GOALIE GAMES **TOTAL**

Dominik Hasek	491
Don Edwards	307
Martin Biron	281
Tom Barrasso	266
Bob Sauve	246
Daren Puppa	215
Ryan Miller	205
Roger Crozier	202
Jacques Cloutier	144
Dave Dryden	120
Gerry Desjardins	116
Clint Malarchuk	102

GOALIE WINS **TOTAL**

Dominik Hasek	234
Don Edwards	156
Tom Barrasso	124
Martin Biron	122
Bob Sauve	119
Ryan Miller	112
Daren Puppa	96
Roger Crozier	74
Gerry Desjardins	66
Jacques Cloutier	50
Dave Dryden	43
Clint Malarchuk	39

SHUTOUTS **TOTAL**

Dominik Hasek	55
Martin Biron	18
Don Edwards	14
Tom Barrasso	13
Roger Crozier	10
Ryan Miller	7
Bob Sauve	7
Daren Puppa	5
Dave Dryden	5
Gary Bromley	4
Gerry Desjardins	5
Mika Noronen	3
Grant Fuhr	2
Clint Malarchuk	2

GOALIE MINUTES **TOTAL**

Dominik Hasek	28,664
Don Edwards	17,969
Martin Biron	15,709
Tom Barrasso	15,463
Bob Sauve	14,063
Ryan Miller	12,118
Daren Puppa	11,763
Roger Crozier	10,980
Jacques Cloutier	7,442
Gerry Desjardins	6,802
Dave Dryden	6,440
Clint Malarchuk	5,692

YEARLY WON-LOST RECORDS OF SABRES GOALTENDERS

YEAR	GOALTENDER	W	L	T	YEAR	GOALTENDER	W	L	T
1970-71	Roger Crozier	9	20	7	1988-89	Daren Puppa	17	10	6
	Joe Daley	12	16	8		Darcy Wakaluk	1	3	0
	Dave Dryden	3	3	0	1989-90	Clint Malarchuk	14	11	2
1971-72	Roger Crozier	13	34	14		Daren Puppa	31	16	6
	Dave Dryden	3	9	5	1990-91	David Littman	0	0	0
1972-73	Roger Crozier	23	13	7		Clint Malarchuk	12	14	10
	Dave Dryden	14	13	7	Daren Puppa	15	11	6	
1973-74	Rocky Farr	0	1	0	Darcy Wakaluk	4	5	3	
	Gary Bromley	3	5	3	1991-92	Tom Draper	10	9	5
	Roger Crozier	4	5	0		David Littman	0	1	0
	Dave Dryden	23	20	8	Clint Malarchuk	10	13	3	
1974-75	Rocky Farr	2	4	1	Daren Puppa	11	14	4	
	Gary Bromley	26	11	11	1992-93	Tom Draper	5	6	0
	Roger Crozier	17	2	1		Grant Fuhr	11	15	2
	Gerry Desjardins	6	2	1	Dominik Hasek	11	10	4	
1975-76	Rocky Farr	0	1	2	Daren Puppa	11	5	4	
	Gary Bromley	0	1	0	1993-94	Grant Fuhr	13	12	3
	Roger Crozier	8	2	5		Dominik Hasek	30	20	6
	Gerry Desjardins	29	15	11	1994-95	Grant Fuhr	1	2	0
Al Smith	9	3	2	Dominik Hasek		19	14	7	
1976-77	Gerry Desjardins	31	12	6	Robb Stauber	2	3	0	
	Don Edwards	16	7	2	1995-96	Martin Biron	0	2	0
	Bob Sauve	1	2	0		John Blue	2	2	0
	Al Smith	0	3	0	Dominik Hasek	22	30	6	
1977-78	Gerry Desjardins	0	1	0	Steve Shields	1	0	0	
	Don Edwards	38	16	17	1996-97	Andrei Trefilov	8	8	1
	Bob Sauve	6	2	0		Dominik Hasek	37	20	10
1978-79	Don Edwards	26	18	9	Steve Shields	3	8	2	
	Randy Ireland	0	0	0	Andrei Trefilov	0	2	0	
	Bob Sauve	10	10	7	1997-98	Dominik Hasek	33	23	13
	1979-80	Don Edwards	27	9		12	Steve Shields	3	6
Bob Sauve		20	8	4	1998-99	Martin Biron	1	2	1
1980-81	Don Edwards	23	10	12		Dominik Hasek	30	18	14
	Bob Sauve	16	10	9	Dwayne Roloson	6	8	2	
1981-82	Jacques Cloutier	5	1	0	1999-00	Martin Biron	19	18	2
	Don Edwards	26	23	9		Dominik Hasek	15	11	6
	Paul Harrison	2	1	1	Dwayne Roloson	1	7	3	
1982-83	Bob Sauve	6	1	5	2000-01	Dominik Hasek	37	24	4
	Jacques Cloutier	10	7	6		Martin Biron	7	7	1
	Phil Myre	3	2	0	Mika Noronen	2	0	0	
1983-84	Bob Sauve	25	20	7	2001-02	Martin Biron	31	28	10
	Tom Barrasso	26	12	3		Mika Noronen	4	3	1
	Bob Sauve	22	13	4	Bob Essensa	0	5	0	
1984-85	Tom Barrasso	25	18	10	2002-03	Martin Biron	17	28	6
	Jacques Cloutier	0	0	1		Ryan Miller	6	8	1
	Bob Sauve	13	10	3	Mika Noronen	4	9	3	
1985-86	Tom Barrasso	29	24	5	2003-04	Martin Biron	26	18	5
	Jacques Cloutier	5	9	1		Mika Noronen	11	17	2
	Daren Puppa	0	2	1	Ryan Miller	0	3	0	
1986-87	Tom Barrasso	17	23	2	2005-06	Ryan Miller	30	14	3
	Jacques Cloutier	11	19	5		Martin Biron	21	8	3
	Daren Puppa	0	2	1	Mika Noronen	1	2	0	
1987-88	Tom Barrasso	25	18	8	2006-07	Ryan Miller	40	16	6
	Jacques Cloutier	4	8	2		Martin Biron	12	4	1
	Daren Puppa	8	6	1	Ty Conklin	1	2	0	
1988-89	Tom Barrasso	2	7	0	2007-08	Ryan Miller	36	27	10
	Jacques Cloutier	15	14	0		Jocelyn Thibault	3	4	2
	Clint Malarchuk	3	1	1					



SABRES SINGLE-SEASON LEADERS

MOST GOALS IN A SEASON

76	Alexander Mogilny (1992-93)
56	Danny Gare (1979-80)
53	Pat LaFontaine (1992-93)
52	Rick Martin (1973-74)
52	Rick Martin (1974-75)
50	Danny Gare (1975-76)
49	Rick Martin (1975-76)
46	Pat LaFontaine (1991-92)
46	Danny Gare (1980-81)
45	Rick Martin (1979-80)

MOST ASSISTS IN A SEASON

95	Pat LaFontaine (1992-93)
80	Dale Hawerchuk (1992-93)
75	Dale Hawerchuk (1991-92)
69	Gil Perreault (1975-76)
66	Gil Perreault (1979-80)
66	Pierre Turgeon (1989-90)
63	Daniel Briere (2006-07)
60	Rene Robert (1974-75)
60	Phil Housley (1989-90)
60	Gil Perreault (1972-73)

MOST POINTS IN A SEASON

148	Pat LaFontaine (1992-93)
127	Alexander Mogilny (1992-93)
113	Gil Perreault (1975-76)
106	Gil Perreault (1979-80)
106	Pierre Turgeon (1989-90)
100	Rene Robert (1974-75)
98	Dale Hawerchuk (1991-92)
96	Dale Hawerchuk (1992-93)
96	Gil Perreault (1974-75)
95	Daniel Briere (2006-07)
95	Rick Martin (1974-75)
95	Gil Perreault (1976-77)

BEST PLUS/MINUS IN A SEASON (40 GP)

+61	Don Luce (1974-75)
+60	Jim Schoenfeld (1979-80)
+51	Craig Ramsay (1974-75)
+49	Danny Gare (1979-80)
+47	Bill Hajt (1974-75)
+47	Jocelyn Guevremont (1975-76)
+47	Thomas Vanek (2006-07)
+44	Craig Ramsay (1975-76)
+41	Jerry Korab (1974-75)
+40	Danny Gare (1974-75)
+40	Jim Schoenfeld (1975-76)
+40	Tony McKegney (1979-80)
+40	John Van Boxmeer (1979-80)

MOST POWER-PLAY GOALS IN A SEASON

28	Dave Andreychuk (1991-92)
27	Alexander Mogilny (1992-93)
23	Pat LaFontaine (1991-92)
21	Rick Martin (1974-75)
20	Pat LaFontaine (1992-93)
20	Dave Andreychuk (1992-93)
19	Thomas Vanek (2007-08)
19	Pierre Turgeon (1988-89)
19	Rick Martin (1971-72)
18	Rick Martin (1975-76)
18	Dave Andreychuk (1989-90)

MOST SHORT-HANDED GOALS IN A SEASON

8	Don Luce (1974-75)
7	Craig Ramsay (1974-75)
6	Michael Peca (1996-97)
5	Michael Peca (1997-98)
5	Wayne Presley (1994-95)
5	Wayne Presley (1993-94)
5	Craig Ramsay (1977-78)
4	Dave Snuggerud (1990-91)
4	Don Luce (1980-81)
4	Curtis Brown (2002-03)

MOST GAME-WINNING GOALS IN A SEASON

11	Alexander Mogilny (1992-93)
11	Danny Gare (1979-80)
10	Pierre Turgeon (1989-90)
9	Thomas Vanek (2007-08)
9	Chris Drury (2006-07)
9	Gil Perreault (1976-77)
8	Michael Peca (1998-99)
8	Gil Perreault (1974-75)
7	15 tied

MOST GAME-TYING GOALS IN A SEASON

6	Danny Gare (1977-78)
4	Danny Gare (1978-79)
4	Danny Gare (1975-76)
4	Rick Martin (1971-72)
3	several players tied

MOST SHOTS IN A SEASON

360	Alexander Mogilny (1992-93)
337	Dave Andreychuk (1991-92)
327	Rick Martin (1975-76)
320	Rick Martin (1973-74)
306	Pat LaFontaine (1992-93)
303	Danny Gare (1975-76)
301	Rick Martin (1974-75)
299	Rick Martin (1972-73)
274	Danny Gare (1974-75)
273	Rene Robert (1975-76)

BEST SHOOTING PERCENTAGE (50+ GP)

24.4	Peter McNab (1974-75)
24.2	Mikko Makela (1990-91)
23.1	Yvon Lambert (1981-82)
23.0	Craig Ramsay (1978-79)
22.9	Kevin Maguire (1988-89)
22.7	Pat LaFontaine (1991-92)
22.2	Gil Perreault (1979-80)
22.0	Ray Sheppard (1987-88)
21.8	Craig Ramsay (1980-81)
21.4	Gil Perreault (1977-78)
21.4	Ric Seiling (1980-81)

MOST PENALTY MINUTES IN A SEASON

354	Rob Ray (1991-92)
350	Rob Ray (1990-91)
335	Matthew Barnaby (1995-96)
316	Mike Hartman (1988-89)
309	Brad May (1991-92)
305	Gord Donnelly (1991-92)
295	Brad May (1995-96)
289	Matthew Barnaby (1997-98)
287	Rob Ray (1995-96)
286	Rob Ray (1996-97)

SABRES SINGLE-SEASON LEADERS

MOST HAT TRICKS IN A SEASON

7	Rick Martin (1975-76)
7	Alexander Mogilny (1992-93)
4	Thomas Vanek (2007-08)
4	Rick Martin (1973-74)
4	Gil Perreault (1977-78)
4	Pat LaFontaine (1991-92)
3	Gil Perreault (1974-75)
3	Danny Gare (1975-76)
3	Rene Robert (1976-77)
3	Dave Andreychuk (1987-88)
3	Eddie Shack (1970-71)

MOST GAMES BY A GOALIE

76	Ryan Miller (2007-08)
72	Martin Biron (2001-02)
72	Dominik Hasek (1997-98)
72	Don Edwards (1977-78)
67	Dominik Hasek (2000-01)
67	Dominik Hasek (1996-97)
64	Dominik Hasek (1998-99)
63	Roger Crozier (1971-72)
63	Ryan Miller (2006-07)
62	Don Edwards (1981-82)
60	Tom Barrasso (1985-86)

MOST MINUTES BY A GOALIE

4,474	Ryan Miller (2007-08)
4,220	Dominik Hasek (1997-98)
4,209	Don Edwards (1977-78)
4,085	Martin Biron (2001-02)
4,037	Dominik Hasek (1996-97)
3,904	Dominik Hasek (2000-01)
3,817	Dominik Hasek (1998-99)
3,693	Ryan Miller (2006-07)
3,654	Roger Crozier (1971-72)
3,561	Tom Barrasso (1985-86)
3,500	Don Edwards (1981-82)

MOST WINS BY A GOALIE

40	Ryan Miller (2006-07)
38	Don Edwards (1977-78)
37	Dominik Hasek (1996-97)
37	Dominik Hasek (2000-01)
36	Ryan Miller (2007-08)
33	Dominik Hasek (1997-98)
31	Gerry Desjardins (1976-77)
31	Daren Puppa (1989-90)
31	Martin Biron (2001-02)
30	Dominik Hasek (1993-94)
30	Ryan Miller (2005-06)

MOST LOSSES BY A GOALIE

34	Roger Crozier (1971-72)
30	Dominik Hasek (1995-96)
28	Martin Biron (2002-03)
28	Martin Biron (2001-02)
27	Ryan Miller (2007-08)
24	Dominik Hasek (2000-01)
24	Tom Barrasso (1985-86)
23	Dominik Hasek (1997-98)
23	Don Edwards (1981-82)
23	Tom Barrasso (1986-87)
20	Dominik Hasek (1996-97)
20	Dominik Hasek (1993-94)
20	Bob Sauve (1982-83)
20	Dave Dryden (1973-74)

BEST SAVE PERCENTAGE (25+ GP)

.937	Dominik Hasek (1998-99)
.932	Dominik Hasek (1997-98)
.930	Dominik Hasek (1996-97)
.930	Dominik Hasek (1994-95)
.930	Dominik Hasek (1993-94)
.921	Dominik Hasek (2000-01)
.920	Martin Biron (2001-02)
.920	Dominik Hasek (1995-96)
.919	Dominik Hasek (1999-00)
.914	Ryan Miller (2005-06)
.913	Martin Biron (2003-04)

LOWEST GOALS AGAINST AVE. (25+ GP)

1.87	Dominik Hasek (1998-99)
1.95	Dominik Hasek (1993-94)
2.09	Dominik Hasek (1997-98)
2.11	Dominik Hasek (2000-01)
2.11	Dominik Hasek (1994-95)
2.21	Dominik Hasek (1999-00)
2.22	Martin Biron (2001-02)
2.27	Dominik Hasek (1996-97)
2.36	Bob Sauve (1979-80)
2.42	Martin Biron (1999-00)
2.51	Don Edwards (1976-77)

MOST SHOTS FACED BY A GOALIE

2,190	Roger Crozier (1971-72)
2,177	Dominik Hasek (1996-97)
2,149	Dominik Hasek (1997-98)
2,011	Dominik Hasek (1995-96)
1,970	Don Edwards (1977-78)
1,886	Ryan Miller (2006-07)
1,877	Dominik Hasek (1998-99)
1,781	Martin Biron (2001-02)
1,778	Tom Barrasso (1985-86)
1,726	Dominik Hasek (2000-01)
1,722	Don Edwards (1981-82)
1,658	Tom Barrasso (1987-88)

MOST GOALS BY A DEFENSEMAN

29	Phil Housley (1987-88)
26	Phil Housley (1988-89)
24	Phil Housley (1983-84)
21	Phil Housley (1986-87)
21	Phil Housley (1989-90)
18	John Van Boxmeer (1980-81)
15	Alexei Zhitnik (1997-98)
14	Richard Smehlik (1993-94)
14	John Van Boxmeer (1981-82)
14	Jerry Korab (1976-77)

MOST ASSISTS BY A DEFENSEMAN

60	Phil Housley (1989-90)
54	John Van Boxmeer (1981-82)
51	John Van Boxmeer (1980-81)
46	Phil Housley (1986-87)
45	Doug Bodger (1992-93)
44	Garry Galley (1995-96)
44	Jerry Korab (1974-75)
44	Phil Housley (1988-89)
42	Brian Campbell (2006-07)
42	Richie Dunn (1980-81)



SABRES SINGLE-SEASON LEADERS

MOST POINTS BY A DEFENSEMAN

81	Phil Housley (1989-90)
70	Phil Housley (1988-89)
69	John Van Boxmeer (1980-81)
68	John Van Boxmeer (1981-82)
67	Phil Housley (1986-87)
66	Phil Housley (1987-88)
64	Phil Housley (1983-84)
56	Jerry Korab (1974-75)
54	Garry Galley (1995-96)
54	Doug Bodger (1992-93)

MOST GOALS BY A ROOKIE

44	Rick Martin (1971-72)
38	Gil Perreault (1970-71)
38	Ray Sheppard (1987-88)
31	Danny Gare (1974-75)
31	Donald Audette (1991-92)
25	Thomas Vanek (2005-06)
22	John Tucker (1984-85)
22	Peter McNab (1974-75)
22	Christian Ruuttu (1986-87)
21	Derek Plante (1993-94)
21	Ales Kotalik (2002-03)

MOST ASSISTS BY A ROOKIE

47	Phil Housley (1982-83)
43	Christian Ruuttu (1986-87)
38	Calle Johansson (1987-88)
36	J.F. Sauve (1981-82)
35	Derek Plante (1993-94)
34	Gil Perreault (1970-71)
31	Danny Gare (1974-75)
30	Benoit Hogue (1988-89)
30	Rick Martin (1971-72)
28	Alexander Mogilny (1989-90)
28	Pierre Turgeon (1987-88)

MOST POINTS BY A ROOKIE

74	Rick Martin (1971-72)
72	Gil Perreault (1970-71)
66	Phil Housley (1982-83)
65	Ray Sheppard (1987-88)
65	Christian Ruuttu (1986-87)
62	Danny Gare (1974-75)
56	Derek Plante (1993-94)
55	J.F. Sauve (1981-82)
49	John Tucker (1984-85)
48	Donald Audette (1991-92)
48	Thomas Vanek (2005-06)

MOST PENALTY MINUTES BY A ROOKIE

309	Brad May (1991-92)
178	Jim Schoenfeld (1972-73)
168	Doug Barrie (1970-71)
162	Kevin Maguire (1987-88)
151	Andrew Peters (2003-04)
120	Benoit Hogue (1988-89)
115	Bob Halkidis (1985-86)
108	Steve Dykstra (1985-86)
106	Matthew Barnaby (1993-94)
104	Bob Boughner (1995-96)

SABRES TEAM GAME RECORDS

GAME RESULTS

GREATEST MARGIN

Winning	12	(14-2 win 12-21-75 vs. Washington)
Losing	9	(11-2 loss 11-7-70 at Montreal) (9-0 loss 3-13-71 at St. Louis) (9-0 loss 10-10-81 at Montreal) (9-0 loss 12-22-87 at Boston) (9-0 loss 11-5-88 at Calgary) (9-0 loss 12-6-88 at Hartford)

TIE SCORE

Highest	8-8	(1-15-92 at New Jersey)
Lowest	0-0	(11-9-72 vs. California) (10-31-79 at Chicago) (2-5-83 at Quebec) (10-15-86 vs. Montreal) (11-2-96 at Colorado) (12-23-96 at New Jersey) (10-27-98 at N.Y. Rangers) (12-8-99 vs. Ottawa) (1-13-00 at Boston)

SCORING

MOST GOALS

For	14	(14-4 win 3-19-81 vs. Toronto) (14-2 win 12-21-75 vs. Washington)
Against	11	(11-2 loss 11-7-70 at Montreal)
Combine	18	(14-4 win 3-19-81 vs. Toronto)

MOST GOALS IN ONE PERIOD

For	9	(3-19-81 vs. Toronto)
Allowed	7	(11-7-70 at Montreal)
Combine	12	(3-19-81, at Buffalo, 9 and Toronto, 3)

MOST BUFFALO POINTS

Game	40	(12-21-75 vs. Washington)
Period	23	(12-21-75 vs. Washington) (3-19-81 vs. Toronto)

MOST POINTS IN ONE PERIOD

Combine	31	(3-19-81, at Buffalo, 23 and Toronto, 8)
----------------	----	--

FASTEST TWO GOALS

For	:04	(Lee Fogolin and Don Luce, 10-17-74 vs. California)
Against	:07	(Larry DePalma and Dave Snuggerud, 11-5-92 at San Jose) (Marcel Dionne and Hartland Monahan, 1-11-78 vs. Los Angeles) (Jim Moxey and Wayne Merrick, 2-1-76 at California)
Combine	:04	(Marian Stastny/Que. and Dale McCourt/Buf., 1-2-82 at Quebec)

SCORING

FASTEST THREE GOALS

For	:39	(Pat LaFontaine, Wayne Presley and Donald Audette, 3-22-92 at Chicago)
Against	:34	(Danny Gare twice and Bob Manno, 10-26-84 at Detroit)
Combine	:18	(Jim Moxey/Cal., Wayne Merrick/Cal. and Danny Gare/Buf., 2-1-76 at California)

FASTEST TWO GOALS BY ONE PLAYER

For	:10	(Derek Plante, 12-20-96 vs. Los Angeles) (Danny Gare, 11-8-80 at Washington)
Against	:10	(Darryl Sittler, 2-19-72 at Toronto)

FASTEST THREE GOALS BY ONE PLAYER

For	3:49	(Don Luce, 12-22-74 at Washington)
Against	4:55	(Rick Kehoe, 3-10-76 at Pittsburgh)

FASTEST GOAL FROM OPENING FACE-OFF

For	:05	(Alexander Mogilny, 12-21-91 vs. Toronto)
Against	:09	(Yvon Cournoyer, 12-22-1973 at Montreal) (Jim Wiemer, 3-27-85 vs. N.Y. Rangers)

SHOTS ON GOAL

FASTEST BUFFALO GOALS FROM START OF PERIOD

One Goal	:05	(Alexander Mogilny, 12-21-91 vs. Toronto)
Two Goals	:31	(Rene Robert and Rick Martin, 1-10-74 at N.Y. Rangers)

SABRES SHOTS

Most	58	(2-2-75 vs. Kansas City)
Fewest	12	(3-21-97 at Washington) (11-9-88 vs. Calgary) (4-10-99 at Ottawa)

OPPONENT SHOTS

Most	72	(12-10-70 at Boston)
Fewest	8	(3-21-76 vs. Kansas City)

SABRES AND OPPONENTS SHOTS COMBINED

Most	100	(12-10-70 vs. Boston)
Fewest	33	(10-15-83 vs. Boston)

GREATEST MARGIN OF SHOTS FAVORING

Sabres	37	(3-3-82 vs. Hartford, 52-15)
Opp.	44	(12-10-70 vs. Boston, 72-28)



SABRES TEAM GAME RECORDS

SHOTS ON GOAL

SABRES SHOTS IN ONE PERIOD

Most	26	(2-25-78 vs. Cleveland)
Fewest	0	(2-19-81 at Montreal) (1-16-99 at Ottawa)

SHOTS ALLOWED IN ONE PERIOD

Most	30	(12-10-70 at Boston)
Fewest	0	(3-21-76 vs. Kansas City)

SABRES AND OPPONENTS SHOTS COMBINED IN ONE PERIOD

Most	41	(2-2-75 vs. Kansas City)
Fewest	5	(3-14-72 vs. Minnesota) (12-23-72 vs. Los Angeles) (1-13-74 vs. St. Louis)

MOST SHOTS IN OVERTIME PERIOD

Sabres	9	(2-1-00 vs. Anaheim)
Opp.	10	(2-16-96 vs. New Jersey)
Combine	11	(11-21-90 vs. N.Y. Rangers) (2-16-96 vs. New Jersey) (12-12-97 vs. Carolina)

PENALTY MINUTES

MOST PENALTY MINUTES

Sabres	188	(3-31-92 at Minnesota)
Opp.	172	(3-31-92 at Minnesota)
Combine	360	(3-31-92 at Minnesota)

OPPONENT CAREER LEADERS

CAREER POINTS VS. BUFFALO

NAME	GP	G	A	PTS
Ron Francis	128	36	78	114
Ray Bourque	128	27	86	113
Michel Goulet	84	38	62	100
Jaromir Jagr	73	41	55	96
Peter Stastny	78	41	51	92
Wayne Gretzky	55	27	56	83
Mark Messier	73	25	55	80
Guy Lafleur	65	29	45	74
Joe Sakic	63	28	47	75
Mats Sundin	85	28	45	73
Kevin Dineen	82	37	33	70
Marcel Dionne	53	32	38	70
Adam Oates	65	19	51	70
Mario Lemieux	40	29	41	70

CAREER WINS VS. BUFFALO

NAME	GP	W	L	T/OT
Martin Brodeur	49	26	14	6
Patrick Roy	55	24	20	7
Mike Liut	46	22	20	2
Dan Bouchard	49	19	19	10
Bernie Parent	24	18	2	3
Andy Moog	44	17	20	5
Curtis Joseph	25	16	5	4
Pete Peeters	34	16	14	2
Billy Smith	44	16	22	5
Tony Esposito	40	16	16	8

CAREER POINTS VS. BUFFALO (ACTIVE PLAYERS)

NAME	GP	G	A	PTS
Jaromir Jagr	73	41	55	96
Joe Sakic	63	28	47	75
Mats Sundin	85	28	45	73
Mark Recchi	72	21	42	63
Daniel Alfredsson	65	29	32	61
Alexei Kovalev	69	24	24	48
Rod Brind'Amour	59	12	35	47
Dany Heatley	34	21	25	46
Chris Chelios	64	10	36	46
Bobby Holik	69	15	30	45

CAREER WINS VS. BUFFALO (ACTIVE GOALIES)

NAME	GP	W	L	T/OT
Martin Brodeur	49	26	14	6
Curtis Joseph	25	16	5	4
Olaf Kolzig	33	15	15	2
Ray Emery	16	10	4	1
Johan Hedberg	12	8	2	1
Rick DiPietro	16	7	7	1
Roberto Luongo	15	7	6	2
Chris Osgood	14	7	5	2
Martin Gerber	13	7	4	2
Jose Theodore	21	7	11	1
Andrew Raycroft	19	7	9	2

SABRES INDIVIDUAL RECORDS

SERVICE

MOST SEASONS

Career 17 Gil Perreault (1970-71 to 1986-87)

MOST GAMES PLAYED OVERALL

Career 1,191 Gil Perreault (1970-71 to 1986-87)

Season 84 Pat LaFontaine (1992-93)

Brad May (1993-94)

Richard Smehlik (1993-94)

Randy Wood (1993-94)

MOST CONSECUTIVE GAMES PLAYED

Career 776 Craig Ramsay (3-27-73 to 2-10-83)

MOST GAMES PLAYED BY LEFT WING

Career 1,070 Craig Ramsay (1971-72 to 1984-85)

Season 84 Brad May (1993-94)

Randy Wood (1993-94)

MOST GAMES PLAYED BY CENTER

Career 1,191 Gil Perreault (1970-71 to 1986-87)

Season 84 Pat LaFontaine (1992-93)

MOST GAMES PLAYED BY RIGHT WING

Career 889 Rob Ray (1989-90-2002-03)

Season 82 Ales Kotalik (2005-06)

MOST GAMES PLAYED BY DEFENSEMAN

Career 911 Mike Ramsey (1979-80 to 1992-93)

Season 84 Richard Smehlik (1993-94)

GOALS

MOST GOALS OVERALL

Career 512 Gil Perreault (1970-71 to 1986-87)

Season 76 Alexander Mogilny (1992-93)

Game 5 Dave Andreychuk (2-6-86 at Boston)

MOST CONSECUTIVE GOAL-SCORING GAMES

Season 8 Alexander Mogilny (12-15-92 to 1-3-93)

Mike Foligno (12-28-84 to 1-12-85)

Miroslav Satan (12-19-98 to 1-2-99)

MOST GOALS BY LEFT WING

Career 382 Rick Martin (1971-72 to 1980-81)

Season 52 Rick Martin (1973-74; 1974-75)

Game 5 Dave Andreychuk (2-6-86 at Boston)

MOST GOALS BY CENTER

Career 512 Gil Perreault (1970-71 to 1986-87)

Season 53 Pat LaFontaine (1992-93)

Game 3 Many times, last Derek Roy (3-9-06 vs. Lightning)

MOST GOALS BY RIGHT WING

Career 267 Danny Gare (1974-75 to 1981-82)

Season 76 Alexander Mogilny (1992-93)

Game 4 Alexander Mogilny (2-10-93 at Winnipeg; 2-24-93 vs. Detroit)
Miroslav Satan (2-16-04 vs. Atlanta)

MOST GOALS BY DEFENSEMAN

Career 156 Phil Housley (1982-83 to 1989-90)

Season 29 Phil Housley (1987-88)

Game 3 Jerry Korab (11-19-78 vs. Minnesota)

Jim Schoenfeld (3-13-81 at Winnipeg)

John Van Boxmeer (11-7-81 at N.Y. Islanders)

Phil Housley (1-23-83 vs. Winnipeg; 1-22-88 vs. New Jersey)

Hannu Virta (3-19-83 at Montreal)

MOST HAT TRICKS

Career 21 Rick Martin (1971-72 to 1980-81)

Season 7 Rick Martin (1975-76)

Alexander Mogilny (1992-93)

MOST 4-OR-MORE GOAL GAMES

Career 4 Rick Martin (1971-72 to 1980-81)

Season 2 Alexander Mogilny (1992-93)

MOST GAME-WINNING GOALS

Career 81 Gil Perreault (1970-71 to 1986-87)

Season 11 Danny Gare (1979-80)

Alexander Mogilny (1992-93)

MOST GAME-TYING GOALS

Career 21 Danny Gare (1974-75 to 1981-82)

Season 6 Danny Gare (1977-78)

20-GOAL SEASON

MOST 20-GOAL SEASONS

Career 15 Gil Perreault (1970-71 to 1972-73;

1974-75 to 1985-86)

MOST CONSECUTIVE 20-GOAL SEASONS

Career 12 Gil Perreault (1974-75 to 1985-86)

30-GOAL SEASON

MOST 30-GOAL SEASONS

Career 10 Gil Perreault (1970-71; 1974-75 to

1977-78; 1979-80; 1981-82 to 1984-85)

MOST CONSECUTIVE 30-GOAL SEASONS

Career 6 Rick Martin (1971-72 to 1976-77)

40-GOAL SEASON

MOST 40-GOAL SEASONS

Career 5 Rick Martin (1971-72; 1973-74 to

1975-76; 1979-80)

MOST CONSECUTIVE 40-GOAL SEASONS

Career 3 Rick Martin (1973-74 to 1975-76)

50-GOAL SEASON

MOST 50-GOAL SEASONS

Career 2 Danny Gare (1975-76; 1979-80)

Rick Martin (1973-74 to 1974-75)



50-GOAL SEASON

MOST CONSECUTIVE 50-GOAL SEASONS

Career 2 Rick Martin (1973-74 to 1974-75)

ASSISTS

MOST ASSISTS OVERALL

Career 814 Gil Perreault (1970-71 to 1986-87)
Season 95 Pat LaFontaine (1992-93)
Game 5 Gil Perreault (2-1-76 at California; 3-9-80 vs. St. Louis; 1-4-84 vs. Winnipeg)
Dale Hawerchuk (1-15-92 at New Jersey)
Pat LaFontaine (3-19-92 at Los Angeles; 12-31-92 vs. N.Y. Rangers; 2-10-93 at Winnipeg)

MOST CONSECUTIVE ASSISTS-SCORING GAMES

Season 11 Gil Perreault (12-23-84 to 1-13-85)

MOST ASSISTS BY LEFT WING

Career 436 Dave Andreychuk (1982-83 to 1992-93; 2000-01)
Season 51 Dave Andreychuk (1985-86)
Game 5 Dale Hawerchuk (1-15-92 at New Jersey)

MOST ASSISTS BY CENTER

Career 814 Gil Perreault (1970-71 to 1986-87)
Season 95 Pat LaFontaine (1992-93)
Game 5 Gil Perreault (2-1-76 at California; 3-9-80 vs. St. Louis; 1-4-84 vs. Winnipeg)
Pat LaFontaine (3-19-92 at Los Angeles; 12-31-92 vs. N.Y. Rangers; 2-10-93 at Winnipeg)

MOST ASSISTS BY RIGHT WING

Career 330 Rene Robert (1971-72 to 1978-79)
Season 60 Rene Robert (1974-75)
Game 4 several times, last Alexander Mogilny (3-30-95 vs. Ottawa)

MOST ASSISTS BY DEFENSEMAN

Career 334 Phil Housley (1982-83 to 1989-90)
Season 60 Phil Housley (1989-90)
Game 4 Bill Hajt (11-13-76 vs. N.Y. Rangers)
Phil Housley (12-23-89 at Quebec)

POINTS

MOST POINTS OVERALL

Career 1,326 Gil Perreault (1970-71 to 1986-87)
Season 148 Pat LaFontaine (1992-93)
Game 7 Gil Perreault (2-1-76 at California)

MOST POINT-SCORING GAMES IN SUCCESSION

Season 18 Gil Perreault (10-24-71 to 12-4-71)

MOST POINTS BY LEFT WING

Career 804 Dave Andreychuk (1982-83 to 1992-93; 2000-01)
Season 95 Rick Martin (1974-75)
Game 6 Dave Andreychuk (2-6-86 at Boston)

MOST POINTS BY CENTER

Career 1,326 Gil Perreault (1970-71 to 1986-87)
Season 148 LaFontaine (1992-93)
Game 7 Gil Perreault (2-1-76 at California)

MOST POINTS BY RIGHT WING

Career 552 Rene Robert (1971-72 to 1978-79)
Season 127 Alexander Mogilny (1992-93)
Game 6 Jim Lorentz (12-6-73 vs. N.Y. Rangers)

MOST POINTS BY DEFENSEMAN

Career 490 Phil Housley (1982-83 to 1989-90)
Season 81 Phil Housley (1989-90)
Game 5 John Van Boxmeer (11-7-81 at N.Y. Islanders)
Phil Housley (12-23-89 at Quebec)

PENALTY MINUTES

MOST PENALTY MINUTES OVERALL

Career 3,097 Rob Ray (1989-90 to 2001-02)
Season 354 Rob Ray (1991-92)
Game 39 Reg Fleming (10-18-70 vs. Pittsburgh)

MOST PENALTY MINUTES BY LEFT WING

Career 1,746 Rob Ray (1989-90 to 1995-96)
Season 354 Rob Ray (1991-92)
Game 39 Reg Fleming (10-18-70 vs. Pittsburgh)

MOST PENALTY MINUTES BY CENTER

Career 500 Gil Perreault (1970-71 to 1986-87)
Season 120 Benoit Hogue (1988-89)
Game NA

MOST PENALTY MINUTES BY RIGHT WING

Career 1,450 Mike Foligno (1981-82 to 1990-91)
Season 335 Matthew Barnaby (1995-96)
Game NA

MOST PENALTY MINUTES BY DEFENSEMAN

Career 1,390 Larry Playfair (1978-79 to 1985-86; 1988-89 to 1989-90)
Season 258 Larry Playfair (1981-82)
Game NA

SHOTS ON GOAL

MOST SHOTS ON GOAL OVERALL

Career 2,837 Gil Perreault (1970-71 to 1986-87)
Season 360 Alexander Mogilny (1992-93)
Game 12 Rene Robert (4-1-76 vs. Boston)
Jim Schoenfeld (12-10-78 vs. Toronto)
Mike Foligno (3-3-82 vs. Hartford)
Ken Priestley (3-4-88 vs. N.Y. Rangers)
Dave Andreychuk (11-13-92 vs. Hartford)
Alexander Mogilny (3-16-93 at St. Louis)

HIGHEST SHOOTING PERCENTAGE (50+ GMS)

Season 24.4 Peter McNab (1974-75)

SABRES INDIVIDUAL RECORDS

PLUS/MINUS

HIGHEST PLUS/MINUS RATING

Career	NA
Season	+61 Don Luce (1974-75)
Game	NA

SPECIAL TEAMS

MOST POWER-PLAY GOALS

Career	161	Dave Andreychuk (1982-83 to 1992-93; 2000-01)
Season	28	Dave Andreychuk (1991-92)
Game	4	Dave Andreychuk (3-19-92 at Los Angeles)

MOST SHORT-HANDED GOALS

Career	27	Craig Ramsay (1971-72 to 1984-85)
Season	8	Don Luce (1974-75)
Game	2	Don Luce (12-22-74 at Washington) Bob Sweeney (4-1-95 at N.Y. Islanders) Michael Peca (12-31-97 vs. Ottawa) Alexei Zhitnik (3-19-98 vs. Florida)

ROOKIE RECORDS

MOST GOALS BY ROOKIE

Season	44	Rick Martin (1971-72)
---------------	----	-----------------------

MOST ASSISTS BY ROOKIE

Season	47	Phil Housley (1982-83)
---------------	----	------------------------

MOST POINTS BY ROOKIE

Season	74	Rick Martin (1971-72)
---------------	----	-----------------------

MOST PENALTY MINUTES BY ROOKIE

Season	309	Brad May (1991-92)
---------------	-----	--------------------

FASTEST GOAL BY ROOKIE FROM START OF FIRST NHL GAME

Game	:18	(Danny Gare, 10-10-74 vs. Boston)
-------------	-----	-----------------------------------

GOALTENDERS

MOST GAMES PLAYED

Career	491	Dominik Hasek (1992-93 to 2000-01)
Season	76	Ryan Miller (2007-08)

MOST WINS

Career	234	Dominik Hasek (1992-93 to 2000-01)
Season	40	Ryan Miller (2006-07)

MOST LOSSES

Career	172	Dominik Hasek (1992-93 to 2000-01)
Season	34	Roger Crozier (1971-72)

MOST MINUTES PLAYED

Career	28,664	Dominik Hasek (1992-93 to 2000-01)
Season	4,474	Ryan Miller (2007-08)

LOWEST GOALS AGAINST AVG.

Career	2.22	Dominik Hasek (1992-93 to 2000-01)
Season	1.87	Dominik Hasek (1998-99)

SAVES IN COMPLETE GAME

Most	64	Joe Daley (12-10-70 at Boston)
Fewest	7	Al Smith (3-21-76 vs. Kansas City)

MOST SHUTOUTS

Career	55	Dominik Hasek (1992-93 to 2000-01)
Season	13	Dominik Hasek (1997-98)

LONGEST SHUTOUT SEQUENCE

Season	221:58	Martin Biron (4:22 of 3rd period at San Jose 1/16/03 to 0:46 of 2nd period at Ottawa 1/25/03)
---------------	--------	---

SAVES IN SHUTOUT

Most	42	Dominik Hasek (12-19-97 vs. Montreal)
Fewest	14	Gary Bromley (12-8-74 vs. Minnesota) Don Edwards (12-10-79 vs. Detroit) Tom Barrasso (12-28-84 vs. Winnipeg; 1-19-85 at Hartford; 4-5-87 vs. Hartford)

MOST PENALTY MINUTES

Career	182	Tom Barrasso (1983-84 to 1988-89)
Season	50	Tom Barrasso (1987-88)

MOST ASSISTS

Career	17	Tom Barrasso (1983-84 to 1988-89)
Season	6	Tom Barrasso (1984-85)
Game	2	Daren Puppa (12-28-88 vs. Detroit; 1-14-91 at Toronto)



SABRES ALL-TIME INDIVIDUAL REGULAR SEASON SCORING

A

PLAYER (SEASONS)	GP	G	A	PTS	PIM	UNIF. No.
Afinogenov, Maxim (1999-00—2007-08)	577	151	224	375	402	61
Ambroziak, Peter (1994-95)	12	0	1	1	0	12
Anderson, Ron (1970-71—1971-72)	111	14	16	30	63	16
Anderson, Shawn (1986-87—1989-90)	113	6	26	32	66	37
Andersson, Mikael (1985-86—1988-89)	99	4	33	37	18	14
Andrea, Paul (1970-71)	47	11	21	32	4	21
Andreychuk, Dave (1982-83—1992-93; 2000-01)	837	368	436	804	596	25,29,52
Arniel, Scott (1986-87—1989-90)	295	64	74	138	243	9
Astley, Mark (1993-94—1995-96)	75	4	19	23	92	21,33
Atkinson, Steve (1970-71—1973-74)	255	49	47	96	96	19
Audette, Donald (1990-91—1997-98; 2000-01)	421	166	131	297	335	28,45

B

PLAYER (SEASONS)	GP	G	A	PTS	PIM	UNIF. No.
Ball, Terry (1970-71—1971-72)	12	0	1	1	6	21,28
Barnaby, Matthew (1992-93—1998-99)	317	47	79	126	1248	36
Barnes, Stu (1998-99—2002-03)	310	67	105	172	98	41
Barrasso, Tom (1983-84—1988-89)	266	0	17	17	182	30
Barrie, Doug (1970-71—1971-72)	102	6	28	34	213	5
Bartovic, Milan (2002-03—2003-04)	26	2	8	10	18	15
Bernier, Steve (2007-08)	17	3	6	9	2	56
Biron, Martin (1995-96; 1998-99—2006-07)	300	0	5	5	57	00,43
Black, James (1993-94)	2	0	0	0	0	40
Blue, John (1995-96)	5	0	0	0	0	1
Bodger, Doug (1988-89—1995-96)	479	54	233	287	506	8
Boland, Mike (1978-79)	22	1	2	3	29	15
Botterill, Jason (2002-03—2003-04)	36	3	5	8	28	28
Boucher, Philippe (1992-93—1994-95)	65	7	16	23	43	24,4
Boulton, Eric (2000-01—2003-04)	172	5	12	17	511	26
Boughner, Bob (1995-96—1997-98)	177	2	11	13	494	6,46,4
Breitenbach, Ken (1975-76—1976-77; 1978-79)	68	1	13	14	49	23,26
Briere, Daniel (2002-03—2006-07)	225	92	138	230	219	48
Bromley, Gary (1973-74—1975-76)	63	0	4	4	4	24,28,29
Brown, Brad (2003-04)	13	0	2	2	12	4
Brown, Curtis (1994-95—2003-04)	542	109	143	252	288	37
Brown, Greg (1990-91; 1992-93)	49	1	3	4	41	15,9
Brydges, Paul (1986-87)	15	2	2	4	6	16
Burridge, Randy (1995-96—1997-98)	159	39	60	99	50	12
Busniuk, Ron (1972-73—1973-74)	6	0	3	3	13	21,24
Byers, Mike (1971-72)	46	9	7	16	12	12

C

PLAYER (SEASONS)	GP	G	A	PTS	PIM	UNIF. No.
Campbell, Brian (1999-00—2007-08)	473	38	186	224	148	51
Card, Mike (2006-07)	4	0	0	0	0	33
Carney, Keith (1991-92—1993-94)	51	4	9	13	77	6,26
Carriere, Larry (1972-73—1974-75; 1977-78)	206	9	43	52	284	5,23
Ciavaglia, Peter (1991-92—1992-93)	5	0	0	0	0	12
Cloutier, Jacques (1981-82—1982-83; 1984-85—1988-89)	144	0	7	7	29	1,29
Cloutier, Real (1983-84—1984-85)	82	24	36	60	25	8
Conklin, Ty (2006-07)	16	0	0	0	2	35
Conn, Rob (1995-96)	28	2	5	7	18	25
Connolly, Tim (2001-02—2007-08)	276	46	120	166	104	18,19
Corkum, Bob (1989-90; 1991-92—1992-93; 2001-02)	106	10	9	19	73	19,42,29
Creighton, Adam (1983-84—1988-89)	172	40	60	100	196	15,34,38
Crozier, Roger (1970-71—1975-76)	202	0	3	3	24	1
Cunneynworth, Randy (1980-82; 1998-99)	35	4	6	10	49	7,19,23,17

SABRES ALL-TIME INDIVIDUAL REGULAR SEASON SCORING

C

PLAYER (SEASONS)	GP	G	A	PTS	PIM	UNIF. No.
Curran, Brian (1990-91—1991-92)	20	0	1	1	57	39,41
Cyr, Paul (1982-83—1987-88)	342	85	111	196	454	8,18

D

PLAYER (SEASONS)	GP	G	A	PTS	PIM	UNIF. No.
Daley, Joe (1970-71)	38	0	1	1	12	30
Davis, Mal (1982-83—1985-86)	89	29	22	51	34	25,29
Dawe, Jason (1993-94—1997-98)	290	79	79	158	132	17,43
Deadmarsh, Butch (1970-71—1972-73)	56	2	2	4	39	8,9,16,24
DeGray, Dale (1989-90)	6	0	0	0	6	28
Desjardins, Gerry (1974-75—1977-78)	116	0	1	1	4	30
Donnelly, Gord (1991-92—1993-94)	134	5	11	16	557	34
Donnelly, Mike (1987-88—1989-90)	74	11	16	27	62	7,16,24
Draper, Tom (1991-92—1992-93)	37	0	3	3	4	35
Drury, Chris (2003-04—2006-07)	234	85	104	189	130	23
Dryden, Dave (1970-71—1973-74)	120	0	2	2	4	28,30
Dudley, Rick (1972-73—1974-75; 1978-79—1980-81)	279	70	94	164	264	9,17
Duff, Dick (1970-71—1971-72)	61	9	15	24	12	8,20
Dumont, J.P. (2000-01—2005-06)	362	102	121	223	218	17
Dunn, Richie (1977-78—1981-82; 1985-86—1988-89)	327	27	105	132	235	3,21,26,29
Dykstra, Steve (1985-86—1987-88)	128	5	23	28	378	4,42

E

PLAYER (SEASONS)	GP	G	A	PTS	PIM	UNIF. No.
Eatough, Jeff (1981-82)	1	0	0	0	0	19
Edwards, Don (1976-77—1981-82)	307	0	11	11	32	1,29
Eliot, Darren (1988-89)	2	0	0	0	0	34
Engblom, Brian (1985-86)	30	1	4	5	16	28
Errey, Bob (1992-93)	8	1	3	4	4	12
Essensa, Bob (2001-02)	9	0	0	0	0	31
Evans, Chris (1971-72)	61	6	18	24	98	24

F

PLAYER (SEASONS)	GP	G	A	PTS	PIM	UNIF. No.
Farr, Rocky (1972-73—1974-75)	19	0	0	0	2	28,30
Fenyves, Dave (1982-83—1986-87)	148	2	27	29	87	8,31
Ferner, Mark (1986-87; 1988-89)	15	0	3	3	11	28,29
Fischer, Ron (1981-82—1982-83)	18	0	7	7	6	6,23,28
Fitzpatrick, Rory (2001-02—2005-06)	157	9	15	24	114	8
Fleming, Reg (1970-71)	78	6	10	16	159	9
Fogolin, Lee (1974-75—1978-79; 1986-87)	338	8	70	78	432	5,33
Foligno, Mike (1981-82—1990-91)	664	247	264	511	1450	17
Franceschetti, Lou (1990-91—1991-92)	36	1	8	9	26	15,37,34
Fuhr, Grant (1992-93—1994-95)	64	0	4	4	26	31
Funk, Michael (2006-07—2007-08)	9	0	2	2	0	3

G

PLAYER (SEASONS)	GP	G	A	PTS	PIM	UNIF. No.
Gage, Jody (1985-86; 1987-88; 1991-92)	18	3	3	6	2	12,14,33
Galley, Garry (1994-95—1996-97)	163	15	87	102	193	3
Gardner, Paul (1985-86)	2	0	0	0	0	28
Gare, Danny (1974-75—1981-82)	503	267	233	500	686	18
Gaustad, Paul (2002-03; 2007-08)	215	28	54	82	224	60, 28
Gillies, Clark (1986-87—1987-88)	86	15	19	34	132	39,90
Gillis, Jere (1982-83)	3	0	0	0	0	25
Gilmour, Doug (1999-00—2000-01)	82	10	45	55	82	93
Gordiouk, Viktor (1992-93; 1994-95)	26	3	8	11	0	9
Gould, John (1971-72—1973-74; 1979-80)	92	14	12	26	13	17,21,23,24



SABRES ALL-TIME INDIVIDUAL REGULAR SEASON SCORING

G

PLAYER (SEASONS)	GP	G	A	PTS	PIM	UNIF. No.
Goyette, Phil (1970-71—1971-72)	97	18	67	85	20	10
Gragnani, Marc-Andre (2007-08)	2	0	0	0	4	17
Grand-Pierre, Jean-Luc (1998-99—1999-00)	27	0	1	1	32	34
Gratton, Chris (1999-00—2002-03)	244	50	81	131	278	77
Gratton, Norm (1972-73—1974-75)	102	15	23	38	30	9,14
Grier, Mike (2003-04—2005-06)	95	8	24	32	38	25
Grosek, Michal (1995-96—1999-00)	308	62	98	160	299	18
Guay, Francois (1989-90)	1	0	0	0	0	43
Guevremont, Jocelyn (1974-75—1978-79)	326	38	130	168	189	3,22

H

PLAYER (SEASONS)	GP	G	A	PTS	PIM	UNIF. No.
Hajdu, Richard (1985-86—1986-87)	5	0	0	0	4	8,28
Hajt, Bill (1973-74—1986-87)	854	42	202	244	433	24
Halkidis, Bob (1984-85—1988-89)	89	2	14	16	315	18,19
Haller, Kevin (1989-90—1991-92)	81	7	23	30	95	7,15
Hamel, Denis (1999-00—2002-03)	130	13	9	22	67	55
Hamel, Gilles (1980-81—1985-86)	365	92	114	206	215	9,17,18
Hamilton, Al (1970-71—1971-72)	145	6	58	64	176	6
Hannan, Dave (1991-92—1995-96)	249	23	56	79	206	41,14
Harris, Hugh (1972-73)	60	12	26	38	17	21
Harrison, Paul (1981-82)	6	0	0	0	2	30
Hartman, Mike (1986-87—1990-91)	225	34	25	59	890	20
Hasek, Dominik (1992-93—2000-01)	491	0	13	13	104	39
Hawerchuk, Dale (1990-91—1994-95)	342	110	275	385	204	10
Haworth, Alan (1980-81—1981-82)	106	37	38	75	64	14
Hecht, Jochen (2002-03—2007-08)	328	84	141	225	190	71, 55
Hecl, Radoslav (2002-03)	14	0	0	0	2	21
Heinze, Steve (2000-01)	14	5	7	12	8	57
Hess, Bob (1981-82)	33	0	8	8	14	23
Hillier, Randy (1991-92)	28	0	1	1	48	23
Hillman, Larry (1971-72—1972-73)	121	6	35	41	114	5
Hofford, Jim (1985-86—1986-87)	17	0	0	0	45	3,33
Hogue, Benoit (1987-88—1991-92)	196	45	67	112	273	33
Holland, Jason (1998-99—1999-00)	9	0	1	1	8	29,20
Holzinger, Brian (1994-95—1999-00)	352	70	97	167	202	19
Horton, Tim (1972-73—1973-74)	124	1	22	23	109	2
Hospodar, Ed (1987-88)	42	0	1	1	98	24
Houda, Doug (1994-95—1995-96; 1999-00—2002-03)	68	2	5	7	134	20,6
Houlder, Bill (1990-91—1992-93)	32	4	7	11	18	23,37,47
Housley, Phil (1982-83—1989-90)	608	178	380	558	386	6
Huddy, Charlie (1994-95—1996-97)	85	7	9	16	95	22
Hughes, Brent (1995-96)	76	5	10	15	148	17
Hughes, Pat (1985-86)	50	4	9	13	25	26
Hurlbut, Mike (1997-98—1999-00)	5	0	0	0	4	21

I

PLAYER (SEASONS)	GP	G	A	PTS	PIM	UNIF. No.
Inglis, Billy (1970-71)	14	0	1	1	6	8
Ireland, Randy (1978-79)	2	0	0	0	0	30

J

PLAYER (SEASONS)	GP	G	A	PTS	PIM	UNIF. No.
Jackson, Dane (1995-96)	22	5	4	9	41	24,29
Jackson, Jim (1987-88)	5	2	0	2	0	8
James, Val (1981-82)	7	0	0	0	16	26,29,30
Janik, Doug (2002-03—2003-04)	10	0	0	0	21	33
Jennings, Grant (1995-96)	6	0	0	0	28	4

SABRES ALL-TIME INDIVIDUAL REGULAR SEASON SCORING

J

PLAYER (SEASONS)	GP	G	A	PTS	PIM	UNIF. NO.
Jillson, Jeff (2003-04—2005-06)	16	0	3	3	23	5, 34
Johansson, Calle (1987-88—1988-89)	118	6	49	55	70	3
Jutila, Timo (1984-85)	10	1	5	6	13	4
Juneau, Joe (1998-99)	9	1	1	2	2	90

K

PLAYER (SEASONS)	GP	G	A	PTS	PIM	UNIF. NO.
Kaese, Trent (1988-89)	1	0	0	0	0	39
Kaletka, Patrick (2006-07—2007-08)	47	3	4	7	62	36
Kalinin, Dmitri (1999-00—2007-08)	466	34	111	145	289	45
Keenan, Larry (1970-71—1971-72)	66	9	20	29	8	21,26
Kennedy, Dean (1989-90—1990-91)	144	6	20	26	172	26
Khmylev, Yuri (1992-93—1995-96)	254	63	87	150	131	13
Korab, Jerry (1973-74—1979-80; 1983-84—1984-85)	537	67	216	283	870	4,44
Korn, Jim (1986-87)	52	4	10	14	158	4,34
Kotalik, Ales (2001-02—2007-08)	370	101	107	208	239	20,12
Kowal, Joe (1976-77—1977-78)	22	0	5	5	13	27
Kozlov, Vyacheslav (2001-02)	38	9	13	22	16	13
Krake, Skip (1970-71)	74	4	5	9	68	12
Kristek, Jaroslav (2002-2003)	6	0	0	0	0	29
Krupp, Uwe (1986-87—1991-92)	327	25	78	103	386	4,40
Kruse, Paul (1997-98—1999-00)	66	4	1	5	206	24,29
Kurvers, Tom (1986-87)	55	6	17	23	24	28

L

PLAYER (SEASONS)	GP	G	A	PTS	PIM	UNIF. NO.
Lacombe, Francois (1970-71)	1	0	1	1	2	19
Lacombe, Norm (1984-85—1986-87)	84	12	18	30	46	32
LaFontaine, Pat (1991-92—1996-97)	268	158	227	385	207	16
Lagace, Jean-Guy (1970-71)	3	0	0	0	2	21
Lambert, Yvon (1981-82)	77	25	39	64	38	15
Langevin, Chris (1983-84;1985-86)	22	3	1	4	22	15
Larson, Reed (1989-90)	1	0	0	0	0	55
Lawson, Danny (1971-72)	78	10	6	16	15	9
Lemieux, Real (1973-74)	11	1	1	2	4	16
Ledyard, Grant (1988-89—1992-93)	240	18	71	89	181	3
Lever, Don (1985-86—1986-87)	39	10	3	13	10	8,20
Littman, David (1990-91—1991-92)	2	0	0	0	0	1,34
Loewen, Darcy (1989-90—1991-92)	12	0	0	0	14	36
Logan, Bob (1986-87—1987-88)	38	10	5	15	0	26
Lorentz, Jim (1971-72—1977-78)	487	134	197	331	126	8
Luce, Don (1971-72—1980-81)	766	216	310	526	304	14,20
Ludvig, Jan (1987-88—1988-89)	26	1	8	9	104	36
Ludzik, Steve (1989-90)	11	0	1	1	6	14
Lydman, Toni (2005-06—2007-08)	224	7	55	62	211	5

M

PLAYER (SEASONS)	GP	G	A	PTS	PIM	UNIF. NO.
MacArthur, Clarke (2007-07—2007-08)	56	11	11	22	24	41
Macdonald, Doug (1992-93—1994-95)	11	1	0	1	2	44
Maguire, Kevin (1987-88—1989-90)	167	18	25	43	518	19
Mair, Adam (2002-03—2007-08)	354	21	51	72	533	22
Makela, Mikko (1990-91)	60	15	7	22	25	42
Malarchuk, Clint (1988-89—1991-92)	102	0	6	6	41	30
Maloney, Dave (1984-85)	52	1	21	22	41	26
Mancari, Mark (2006-07)	3	0	1	1	2	25
Marshall, Don (1970-71)	62	20	29	49	6	22
Martin, Rick (1971-72—1980-81)	681	382	313	695	475	7,8,9



SABRES ALL-TIME INDIVIDUAL REGULAR SEASON SCORING

M

PLAYER (SEASONS)	GP	G	A	PTS	PIM	UNIF. No.
Martin, Terry (1975-76—1978-79)	148	20	22	42	50	25
May, Brad (1991-92—1997-98)	425	67	89	156	1323	10,48,27
McAdam, Gary (1975-76—1978-79;1982-83)	227	40	45	85	76	12,15,32
McClanahan, Rob (1979-80—1980-81)	66	5	17	22	38	15
McCourt, Dale (1981-82—1983-84)	119	41	56	97	22	7
McDonald, Brian (1970-71)	12	0	0	0	29	20
McIntosh, Paul (1974-75—1975-76)	47	0	2	2	66	3
McKay, Ray (1971-72—1972-73)	40	0	3	3	18	22,24
McKee, Jay (1995-96—2005-06)	582	17	81	98	470	38,74
McKegney, Tony (1978-79—1982-83)	363	127	141	268	117	8
McKenna, Sean (1981-82—1985-86)	237	56	53	109	120	12,19,23
McLlwain, Dave (1991-92)	5	0	0	0	2	20
McMahon, Mike (1970-71)	12	0	0	0	0	4
McMorrow, Sean (2002-03)	1	0	0	0	0	23
McNab, Peter (1973-74—1975-76)	154	49	59	108	26	16,22,24
McSheffrey, Bryan (1974-75)	3	0	0	0	0	15
McSween, Don (1987-88;1989-90)	9	0	1	1	12	32,39
Meehan, Gerry (1970-71—1974-75)	306	94	114	208	60	15
Melanson, Dean (1994-95)	5	0	0	0	4	3
Metcalfe, Scott (1987-88—1989-90)	17	1	2	3	18	12,32,34
Mickey, Larry (1971-72—1974-75)	117	20	14	34	65	12,21
Miller, Brad (1988-89—1991-92)	63	1	4	5	265	42,44
Miller, Ryan (2002-2003—2007-08)	205	0	3	3	8	30
Milley, Norm (2001-02—2003-04)	15	0	3	3	8	19
Mogilny, Alexander (1989-90—1994-95)	381	211	233	444	203	89
Moller, Mike (1980-81—1984-85)	127	13	27	40	41	9,14,29
Moller, Randy (1991-92—1993-94)	126	5	20	25	296	24
Molloy, Mitch (1989-90)	2	0	0	0	10	40
Mongrain, Bob (1979-80—1981-82;1983-84—1984-85)	70	11	11	22	12	8,25,32
Moore, Barrie (1995-96—1996-97)	34	2	6	8	18	38,37
Moravec, David (1999-00)	1	0	0	0	0	64
Muni, Craig (1993-94—1995-96)	160	2	18	20	167	5
Myers, Hap (1970-71)	13	0	0	0	6	25
Myre, Phil (1982-83)	5	0	0	0	2	33

N

PLAYER (SEASONS)	GP	G	A	PTS	PIM	UNIF. No.
Napier, Mark (1986-87—1988-89)	128	26	30	56	41	65
Ndur, Rumun (1996-97—1997-98)	3	0	0	0	4	40
Nichol, Scott (1995-96; 1997-98)	5	0	0	0	14	45
Noris, Joe (1973-74)	18	0	0	0	2	23
Noronen, Mika (2000-01—2005-06)	67	0	0	0	4	35
Novotny, Jiri (2005-06—2006-07)	64	8	8	16	26	13
Numminen, Teppo (2006-07)	155	4	65	69	68	27

O

PLAYER (SEASONS)	GP	G	A	PTS	PIM	UNIF. No.
Orlando, Gates (1984-85—1986-87)	98	18	26	44	51	23
O'Shea, Kevin (1970-71—1971-72)	93	10	13	23	52	18

P-Q

PLAYER (SEASONS)	GP	G	A	PTS	PIM	UNIF. No.
Paetsch, Nathan (2006-07—2007-08)	123	4	29	33	77	38
Paiement, Wilf (1986-87)	56	20	17	37	108	27
Paille, Dan (2006-07—2007-08)	120	23	26	49	34	20
Parker, Jeff (1986-87—1989-90)	137	16	19	35	161	28,29
Paslawski, Greg (1990-91)	12	2	1	3	4	12
Patrick, James (1998-99—2003-04)	345	23	51	74	104	3

SABRES ALL-TIME INDIVIDUAL REGULAR SEASON SCORING

P-Q

PLAYER (SEASONS)	GP	G	A	PTS	PIM	UNIF. No.
Patrick, Steve (1980-81—1984-85)	152	21	34	55	125	26
Patterson, Colin (1991-92—1992-93)	88	8	10	18	52	17
Pearson, Scott (1994-95—1995-96)	41	6	1	7	87	33,29
Peca, Michael (1995-96—1999-00)	363	96	121	217	352	27
Perreault, Gil (1970-71—1986-87)	1191	512	814	1326	500	11
Perry, Brian (1970-71)	1	0	0	0	0	19
Peters, Andrew (2003-04—2007-08)	172	4	2	6	476	76
Peterson, Brent (1981-82—1984-85)	265	43	63	106	180	20
Petrenko, Sergei (1993-94)	15	0	4	4	0	15
Pittis, Domenic (1998-99—1999-00; 2003-04)	15	1	0	1	12	83,12,28,38
Plante, Derek (1993-94—1997-98)	354	87	134	221	114	26
Playfair, Larry (1978-79—1985-86;1988-89—1989-90)	577	24	76	100	1390	27,40
Pominville, Jason (2003-04—2007-08)	222	79	99	178	72	29
Pratt, Nolan (2007-08)	55	1	6	7	30	4
Pratt, Tracy (1970-71—1973-74)	210	2	39	41	399	3, 4
Presley, Wayne (1991-92—1994-95)	202	48	32	80	297	18
Priestlay, Ken (1986-87—1989-90)	117	25	25	50	59	12,56
Primeau, Wayne (1994-95—1999-00)	225	19	25	44	227	22,76
Puppa, Daren (1985-86—1992-93)	215	0	14	14	30	31,35
Pyatt, Taylor (2001-02—2005-06)	230	38	42	80	131	24

R

PLAYER (SEASONS)	GP	G	A	PTS	PIM	UNIF. No.
Ramsay, Craig (1971-72—1984-85)	1070	252	420	672	201	10,25
Ramsey, Mike (1979-80—1992-93)	911	73	256	329	924	5,23
Ramsey, Wayne (1977-78)	2	0	0	0	0	32
Rasmussen, Erik (1997-98—2001-02)	281	33	46	79	179	9
Ray, Rob (1989-90—2002-03)	888	40	50	90	3189	32
Reekie, Joe (1985-86—1988-89)	104	3	15	18	190	27,31,55
Renaud, Mark (1983-84)	10	1	3	4	6	4
Richard, Jacques (1975-76—1976-77;1978-79)	155	24	38	62	73	9
Richer, Bob (1972-73)	3	0	0	0	0	17
Robert, Rene (1971-72—1978-79)	524	222	330	552	401	7,14,23
Robertson, Geordie (1982-83)	5	1	2	3	7	15
Robitaille, Mike (1971-72—1974-75)	170	8	46	54	122	3
Roloson, Dwayne (1998-99—1999-00)	32	0	0	0	0	30
Rombough, Doug (1972-73—1973-74)	51	8	9	17	27	22
Ronan, Ed (1996-97)	18	1	4	5	11	5
Roy, Derek (2003-04—2007-08)	272	80	129	209	175	9
Ruff, Lindy (1979-80—1988-89)	608	102	183	285	1126	22
Russell, Phil (1985-86—1986-87)	18	2	5	7	24	26
Ruuttu, Christian (1986-87—1991-92)	438	101	220	331	483	21
Ryan, Michael (2006-07—2007-08)	65	7	6	13	32	37

S

PLAYER (SEASONS)	GP	G	A	PTS	PIM	UNIF. No.
Sanderson, Geoff (1997-98—1999-00)	168	29	36	65	64	80,8
Sarich, Cory (1998-99—1999-00)	46	0	4	4	35	6
Satan, Miroslav (1996-97—2003-04)	578	224	232	456	233	18,81
Sauve, Bob (1976-77—1984-85)	246	0	8	8	20	28
Sauve, Jean-Francois (1980-81—1982-83)	98	24	49	73	67	9,21
Savage, Joel (1990-91)	3	0	1	1	0	38
Savard, Andre (1976-77—1982-83)	467	130	175	305	221	12
Schmautz, Cliff (1970-71)	26	5	7	12	10	7
Schock, Ron (1977-78)	40	4	4	8	0	21
Schoenfeld, Jim (1972-73—1981-82;1984-85)	584	45	183	228	1025	6,13
Schultz, Dave (1978-79—1979-80)	41	3	3	6	114	21
Seiling, Ric (1977-78—1985-86)	664	176	200	376	524	16



SABRES ALL-TIME INDIVIDUAL REGULAR SEASON SCORING

S

PLAYER (SEASONS)	GP	G	A	PTS	PIM	UNIF. No.
Sejba, Jiri (1990-91)	11	0	2	2	8	23
Sekera, Andrej (2006-07—2007-08)	39	2	6	8	16	44
Semenov, Anatoli (1996-97)	25	2	4	6	2	93
Shack, Eddie (1970-71—1971-72)	106	36	31	67	127	23
Shannon, Darrin (1988-89—1991-92)	55	10	14	24	16	16,26
Shannon, Darryl (1995-96—1998-99)	255	12	56	68	240	8,29
Sheppard, Ray (1987-88—1989-90)	159	64	50	114	29	23
Shields, Steve (1995-96—1997-98)	31	0	0	0	23	31
Simon, Todd (1993-94)	15	0	1	1	0	17
Simpson, Craig (1993-94—1994-95)	45	12	15	27	34	17,22
Smehlik, Richard (1992-93—1994-95; 1996-97—2001-02)	589	47	135	182	399	42
Smith, Al (1975-76—1976-77)	21	0	0	0	0	31
Smith, Derek (1976-77—1981-82)	244	65	98	163	38	16,17,19,26
Smith, Doug (1985-86—1987-88)	162	35	54	89	296	15
Smith, Floyd (1970-71—1971-72)	83	6	12	18	48	17
Smith, Steve (1988-89)	3	0	0	0	0	24
Snuggerud, Dave (1989-90—1991-92)	215	26	46	72	109	18
Spacek, Jaroslav (2006-07—2007-08)	125	14	39	53	104	6
Spencer, Brian (1973-74—1976-77)	240	42	72	114	206	21
Stewart, Bill (1977-78—1978-79)	81	3	17	20	116	3
Stafford, Drew (2006-07—2007-08)	105	29	36	65	84	21
Stanfield, Fred (1974-75—1977-78)	248	42	73	115	16	17,19
Stauber, Robb (1994-95)	6	0	0	0	0	35
Suikkanen, Kai (1981-82—1982-83)	2	0	0	0	0	20,23
Sutton, Ken (1990-91—1994-95)	232	18	60	78	223	41
Svoboda, Petr (1991-92—1994-95)	139	5	49	54	260	7
Sweeney, Bob (1992-93—1994-95)	185	37	44	81	230	20,33
Sylvester, Dean (1998-99)	1	0	0	0	0	46

T-U

PLAYER (SEASONS)	GP	G	A	PTS	PIM	UNIF. No.
Talbot, Jean-Guy (1970-71)	57	0	7	7	36	24
Tallinder, Henrik (2001-02—2007-08)	320	15	61	76	210	10
Tanti, Tony (1990-91—1991-92)	80	16	23	39	106	19
Taylor, Chris (1999-00—2003-04)	90	8	12	20	32	16
Terbenche, Paul (1970-71—1973-74)	118	2	19	21	20	3,18,23
Thibault, Jocelyn (2007-08)	12	0	0	0	0	35
Thomas, Scott (1992-93—1993-94)	39	3	3	6	23	21
Thorburn, Chris (2005-06)	2	0	1	1	7	47
Tidey, Alex (1976-77—1977-78)	3	0	0	0	0	19,26
Titanic, Morris (1974-75—1975-76)	19	0	0	0	0	19
Trapp, Doug (1986-87)	2	0	0	0	0	19
Trefilov, Andrei (1995-96—1996-97)	25	0	0	0	4	30
Tsygurov, Denis (1993-94—1994-95)	12	0	0	0	12	29
Tsyplakov, Vladimir (1999-00—2000-01)	70	13	20	33	20	29
Tucker, John (1983-84—1990-91)	345	116	154	270	142	7
Turgeon, Pierre (1987-88—1991-92)	322	122	201	323	119	77

V

PLAYER (SEASONS)	GP	G	A	PTS	PIM	UNIF. No.
Vaive, Rick (1988-89—1991-92)	190	74	62	136	226	12,22
Van Boxmeer, John (1979-80—1982-83)	294	49	166	215	239	4,5
Vanek, Thomas (2005-06—2007-08)	245	104	92	196	176	26
Varada, Vaclav (1995-96—2002-03)	376	46	98	144	326	9,25
Verret, Claude (1983-84—1984-85)	14	2	5	7	2	21
Virta, Hannu (1981-82—1985-86)	245	25	101	126	66	3,23

SABRES ALL-TIME INDIVIDUAL REGULAR SEASON SCORING

W-Y

PLAYER (SEASONS)	GP	G	A	PTS	PIM	UNIF. No.
Wakaluk, Darcy (1988-89;1990-91)	22	0	0	0	2	35
Walsh, Jim (1981-82)	4	0	1	1	4	28
Ward, Dixon (1995-96—1999-00)	307	56	80	136	169	15,17
Warrener, Rhett (1998-99—2002-03)	266	9	33	42	363	4
Watson, Jim (1970-71—1971-72)	144	4	15	19	248	2
Weber, Mike (2007-08)	16	0	3	3	14	34
Wells, Jay (1989-90—1991-92)	85	3	12	15	243	24
Wiemer, Jim (1983-84—1984-85)	74	8	17	25	52	19
Wilson, Mike (1995-96—1998-99)	231	11	23	34	187	4,34
Wood, Randy (1991-92—1993-94)	236	60	57	117	213	19,15
Woolley, Jason (1997-98—2002-03)	365	40	125	165	258	5
Wyrozub, Randy (1970-71—1973-74)	100	8	10	18	10	14,16,24,26

Z

PLAYER (SEASONS)	GP	G	A	PTS	PIM	UNIF. No.
Zaine, Rod (1971-72)	24	2	1	3	4	14,22
Zhitnik, Alexei (1994-95—2003-04)	712	55	234	289	822	4,44
Zubrus, Dainius (2006-07)	19	4	4	8	12	15

Any player who took part in at least one Sabres regular season game in his career is listed. Eight players dressed but never played a game for Buffalo: #27 - Tim Regan (1973-74), #31 - Jim Weaver (1978-79), #30 - Jari Paavola (1981-82), #35 - Mike Craig (1984-85), #34 - Kenton Rein (1987-88), #33 - Bill Pye (1992-93), #30 - Markus Ketterer (1993-94 & 1994-95), and #68 - Scott Buhler (1996-97). #00 - Martin Biron served as backup goaltender and did not play (3 times in 1996-97, 1 time in 1997-98). Michel Deziel is the only Sabre to have played in a playoff game without participating in a regular season game.

ALL-TIME GOALTENDER STATISTICS

GOALTENDER	GP	MINS	GA	SO	AVG.	W	L	T/OTL
Barrasso, Tom	266	15463	843	13	3.28	124	102	28
Biron, Martin	300	16775	707	18	2.53	134	115	29
Blue, John	5	255	15	0	3.53	2	2	0
Bromley, Gary	63	2334	184	4	3.20	29	17	14
Cloutier, Jacques	144	7452	459	1	3.70	50	58	15
Conklin, Ty	5	227	13	0	3.44	1	2	0
Crozier, Roger	202	10980	591	10	3.23	74	76	29
Daley, Joe	38	2073	128	1	3.70	12	16	8
Desjardins, Gerry	116	6802	319	5	2.81	66	30	18
Draper, Tom	37	2067	116	1	3.37	15	15	5
Dryden, Dave	120	6440	328	5	3.06	43	45	20
Edwards, Don	307	17969	869	14	2.90	156	83	61
Eliot, Darren	2	67	7	0	6.27	0	0	0
Essensa, Bob	9	350	17	0	2.91	0	5	0
Farr, Rocky	19	722	42	0	3.49	2	6	8
Fuhr, Grant	64	3600	216	2	3.60	25	29	5
Harrison, Paul	6	229	14	0	3.67	2	1	1
Hasek, Dominik	491	28,664	1062	55	2.22	234	172	70
Ireland, Randy	2	30	3	0	6.00	0	0	0
Littman, David	2	96	7	0	4.37	0	1	0
Malarchuk, Clint	102	5692	323	2	3.40	39	39	16
Miller, Ryan	205	12,118	544	7	2.69	112	68	20
Myre, Phil	5	300	21	0	4.20	3	2	0
Noronen, Mika	67	3305	153	3	2.78	22	31	6
Puppa, Daren	215	11763	668	5	3.41	96	68	28
Roloson, Dwayne	32	1588	74	1	2.79	7	15	5
Sauve, Bob	246	14063	752	7	3.20	113	76	39
Shields, Steve	31	1649	80	0	2.91	7	14	6
Smith, Al	21	1105	62	0	3.37	9	6	2
Stauber, Robb	6	317	20	0	3.79	2	3	0
Thibault, Jocelyn	12	507	28	2	3.31	3	4	2
Trefilov, Andrei	25	1253	74	0	3.54	8	10	1
Wakaluk, Darcy	22	844	50	0	3.55	5	8	3



ALL-TIME POWER PLAY AND PENALTY KILLING STATISTICS

YEAR	PPA	PPG	Pct.	RANK	SHS	PPGA	Pct.	RANK	SHGF	SHGA
1970-71	298	56	18.8	6	302	56	81.5	9	5	12
1971-72	308	57	18.5	8	281	56	80.1	8	1	7
1972-73	270	52	19.2	7	241	35	85.5	2	5	5
1973-74	256	48	18.5	8	237	42	82.3	3	5	12
1974-75	303	83	27.4	3	326	56	82.8	4	17	5
1975-76	287	73	25.4	5	304	51	83.2	5	6	8
1976-77	262	60	22.9	4	274	38	86.1	2	6	7
1977-78	234	52	22.2	7	218	31	85.8	1	7	3
1978-79	267	55	20.6	13	258	55	78.7	8	9	4
1979-80	275	67	24.4	T5	252	43	82.9	3	2	4
1980-81	310	73	23.5	10	268	44	83.6	1	9	10
1981-82	301	63	20.9	17	281	57	79.9	6	4	10
1982-83	311	67	21.5	16	274	48	82.5	2	12	9
1983-84	329	71	21.6	11	277	50	81.9	3	11	14
1984-85	322	76	23.6	T7	295	52	82.4	T1	9	5
1985-86	351	72	20.5	16	342	66	80.7	T5	12	14
1986-87	364	68	18.7	17	355	86	75.8	18	5	9
1987-88	464	80	17.2	18	439	95	78.1	15	8	13
1988-89	380	78	20.5	13	410	86	79.0	12	7	12
1989-90	358	79	22.1	9	351	58	83.5	1	7	7
1990-91	400	73	18.3	14	367	62	83.1	5	15	8
1991-92	466	105	22.5	1	424	91	78.5	17	8	11
1992-93	467	95	20.3	10	437	72	83.5	T2	13	17
1993-94	424	96	22.6	2	380	58	84.7	T1	21	8
1994-95	242	45	18.6	11	220	32	85.5	3	13	7
1995-96	477	76	15.9	T20	461	74	83.9	6	10	12
1996-97	326	43	13.2	26	364	59	83.8	13	16	4
1997-98	396	51	12.9	T19	413	65	84.3	18	15	12
1998-99	363	49	13.5	21	399	55	86.2	7	6	7
1999-00	351	37	10.5	28	361	54	85.0	13	8	10
2000-01	373	60	16.1	T17	334	40	88.0	1	6	5
2001-02	375	50	13.3	27	304	41	86.5	4	7	6
2002-03	354	51	14.4	20	363	53	85.4	6	8	11
2003-04	367	58	15.8	T19	348	53	84.8	11	7	9
2005-06	477	101	21.2	3	439	59	86.6	2	10	17
2006-07	407	71	17.4	T17	386	72	81.4	20	8	13
2007-08	366	66	18.0	14	333	56	83.2	T10	9	8

PPA - Power-Play Attempts
 PPG - Power-Play Goals
 SHS - Short-Handed Situations
 Rank - Overall NHL Ranking
 PPGA - Power-Play Goals Against
 SHGF - Short-Handed Goals For
 SHGA - Short-Handed Goals Against

THE PLAYOFFS





THE PLAYOFFS

1970-2008

SABRES ALL-TIME PLAYOFF SCORING

F

PLAYER	GP	G	A	PTS	PIM
Afinogenov, Maxim	49	10	13	23	22
Anderson, Shawn	5	0	1	1	4
Andersson, Mikael	1	1	0	1	0
Andreychuk, Dave	54	13	22	35	36
Arniel, Scott	16	2	1	3	13
Astley, Mark	2	0	0	0	0
Audette, Donald	61	15	23	38	36

B

PLAYER	GP	G	A	PTS	PIM
Barnaby, Matthew	27	7	11	18	79
Barnes, Stu	39	14	7	21	10
Barrasso, Tom	12	0	0	0	9
Bodger, Doug	42	6	18	24	25
Boucher, Philippe	7	1	1	2	2
Boughner, Bob	25	0	5	5	24
Briere, Daniel	34	11	23	34	28
Breitenbach, Ken	8	0	1	1	4
Brown, Curtis	52	14	11	25	34
Burridge, Randy	12	5	1	6	2

C

PLAYER	GP	G	A	PTS	PIM
Campbell, Brian	34	3	10	13	26
Carney, Keith	15	0	6	6	6
Carriere, Larry	23	0	3	3	40
Cloutier, Jacques	4	0	0	0	0
Cloutier, Real	2	0	0	0	0
Connolly, Tim	24	5	15	20	4
Corkum, Bob	14	2	0	2	6
Crozier, Roger	9	0	1	1	2
Cunneyworth, Randy	3	0	0	0	0
Cyr, Paul	18	3	6	9	21

D

PLAYER	GP	G	A	PTS	PIM
Davis, Mal	7	1	0	1	0
Dawe, Jason	22	4	3	7	18
Desjardins, Gerry	25	0	0	0	4
Deziel, Michel	1	0	0	0	0
Donnelly, Gord	4	0	1	1	0
Draper, Tom	7	0	0	0	0
Drury, Chris	34	17	14	31	12
Dryden, Dave	2	0	0	0	0
Dudley, Rick	25	7	2	9	69
Dumont, J.P.	31	11	10	21	22
Dunn, Richie	27	2	14	16	16

E

PLAYER	GP	G	A	PTS	PIM
Edwards, Don	31	0	0	0	7
Errey, Bob	4	0	1	1	10

F

PLAYER	GP	G	A	PTS	PIM
Fenyves, Dave	11	0	0	0	9
Fitzpatrick, Rory	11	0	4	4	16
Fogolin, Lee	30	0	6	6	58
Foligno, Mike	39	13	11	24	143
Franceschetti, Lou	6	1	0	1	2
Fuhr, Grant	8	0	0	0	2

G

PLAYER	GP	G	A	PTS	PIM
Galley, Garry	17	0	9	9	18
Gare, Danny	57	23	21	44	147

G

PLAYER	GP	G	A	PTS	PIM
Gaustad, Paul	25	0	5	5	16
Gillies, Clark	5	0	1	1	25
Gilmour, Doug	18	2	5	7	12
Grand-Pierre, Jean-Luc	4	0	0	0	4
Gratton, Chris	18	6	5	11	14
Gratton, Norm	6	0	1	1	2
Grier, Mike	18	3	5	8	2
Grosek, Michal	40	9	11	20	64
Guevremont, Jocelyn	40	4	17	21	18

H-I

PLAYER	GP	G	A	PTS	PIM
Hajt, Bill	80	2	16	18	70
Halkidis, Bob	8	0	0	0	41
Haller, Kevin	6	1	4	5	10
Hamel, Gilles	18	2	5	7	8
Hannan, Dave	27	4	3	7	28
Harris, Hugh	3	0	0	0	0
Harrison, Paul	1	0	0	0	0
Hartman, Mike	19	0	0	0	104
Hasek, Dominik	68	0	2	2	24
Hawerchuk, Dale	30	9	25	34	16
Haworth, Alan	10	4	5	9	4
Hecht, Jochen	31	6	7	13	18
Heinze, Steve	13	3	4	7	10
Hillman, Larry	6	0	0	0	8
Hogue, Benoit	13	3	1	4	37
Holland, Jason	1	0	0	0	0
Holzinger, Brian	52	11	18	29	61
Horton, Tim	6	0	1	1	4
Houlder, Bill	8	0	2	2	4
Housley, Phil	35	10	17	27	22
Huddy, Charlie	3	0	0	0	0

J

PLAYER	GP	G	A	PTS	PIM
James, Val	3	0	0	0	0
Janik, Doug	5	1	0	1	2
Jillson, Jeff	4	0	0	0	0
Johansson, Calle	6	0	1	1	0
Juneau, Joe	20	3	8	11	10

K

PLAYER	GP	G	A	PTS	PIM
Kalinin, Dmitri	37	2	7	9	20
Kennedy, Dean	8	1	2	3	29
Khmylev, Yuri	20	7	5	12	20
Korab, Jerry	46	7	14	21	69
Kotalik, Ales	34	6	9	15	16
Kowal, Joe	2	0	0	0	0
Krupp, Uwe	23	1	2	3	29
Kruse, Paul	11	1	0	1	8

L

PLAYER	GP	G	A	PTS	PIM
LaFontaine, Pat	19	12	15	27	6
Lambert, Yvon	4	3	0	3	2
Ledyard, Grant	19	4	5	9	20
Lorentz, Jim	35	11	9	20	22
Luce, Don	62	17	19	36	46
Lydman, Toni	34	3	6	9	32

M

PLAYER	GP	G	A	PTS	PIM
Maguire, Kevin	10	0	0	0	86
Mair, Adam	19	1	4	5	10
Malarchuk, Clint	5	0	1	1	2



SABRES ALL-TIME PLAYOFF SCORING

M

PLAYER	GP	G	A	PTS	PIM
Maloney, Dave	1	0	0	0	0
Martin, Rick	62	24	29	53	74
Martin, Terry	11	2	2	4	10
May, Brad	36	3	8	11	59
McAdam, Gary	15	3	2	5	7
McClanahan, Rob	15	0	2	2	17
McCourt, Dale	14	5	5	10	4
McIntosh, Paul	2	0	0	0	7
McKee, Jay	51	3	6	9	60
McKegney, Tony	38	11	9	20	10
McKenna, Sean	8	1	1	2	2
McNab, Peter	25	2	6	8	4
Meehan, Gerry	6	0	1	1	0
Mickey, Larry	6	1	0	1	5
Miller, Ryan	34	0	0	0	2
Mogilny, Alexander	31	14	16	30	18
Moller, Mike	3	0	1	1	0
Moller, Randy	14	0	2	2	16
Mongrain, Bob	11	1	2	3	2
Muni, Craig	12	0	1	1	6
Myre, Phil	1	0	0	0	0

N-O

PLAYER	GP	G	A	PTS	PIM
Napier, Mark	9	1	3	4	0
Novotny, Jiri	4	0	0	0	0
Numminen, Teppo	28	1	5	6	8
Orlando, Gates	5	0	4	4	14

P-Q

PLAYER	GP	G	A	PTS	PIM
Paetsch, Nathan	1	0	0	0	0
Paille, Daniel	1	0	0	0	0
Parker, Jeff	5	1	2	3	28
Patrick, James	38	0	2	2	14
Patrick, Steve	8	0	1	1	6
Patterson, Colin	13	1	1	2	2
Pearson, Scott	5	0	0	0	4
Peca, Michael	49	8	13	21	38
Perreault, Gilbert	90	33	70	103	44
Peterson, Brent	22	2	3	5	50
Plante, Derek	30	5	9	14	14
Playfair, Larry	40	0	6	6	97
Pominville, Jason	34	9	11	20	8
Pratt, Tracy	6	0	0	0	6
Presley, Wayne	27	9	5	14	42
Priestley, Ken	14	0	0	0	21
Primeau, Wayne	42	4	7	11	18
Puppa, Daren	5	0	0	0	0
Pyatt, Taylor	14	0	5	5	10

R

PLAYER	GP	G	A	PTS	PIM
Ramsay, Craig	89	17	31	48	27
Ramsey, Mike	72	8	18	26	158
Rasmussen, Erik	27	2	5	7	22
Ray, Rob	55	3	2	5	169
Reekie, Joe	2	0	0	0	4
Richard, Jacques	12	2	1	3	7
Robert, Rene	47	22	17	39	71
Robitaille, Mike	6	0	0	0	0
Roloson, Dwayne	4	0	0	0	0
Ronan, Ed	6	1	0	1	6
Roy, Derek	34	7	15	22	30
Ruff, Lindy	42	11	10	21	164
Ruutu, Christian	23	3	8	11	43

S

PLAYER	GP	G	A	PTS	PIM
Sanderson, Geoff	38	7	9	16	26
Satan, Miroslav	51	13	21	34	14
Sauve, Bob	22	0	0	0	2
Sauve, Jean Francois	7	2	2	4	0
Savard, Andre	45	5	11	16	40
Schock, Ron	2	0	0	0	0
Schoenfeld, Jim	75	3	13	16	151
Schultz, Dave	3	0	2	2	4
Seiling, Ric	55	14	14	28	31
Shannon, Darrin	14	1	3	4	8
Shannon, Darryl	29	4	7	11	16
Sheppard, Ray	7	1	2	3	2
Shields, Steve	10	0	0	0	9
Simon, Todd	5	1	0	1	0
Smehlik, Richard	83	1	14	15	38
Smith, Al	1	0	0	0	0
Smith, Derek	30	9	14	23	13
Smith, Doug	1	0	0	0	0
Snuggerud, Dave	12	1	3	4	6
Spacek, Jaroslav	16	0	0	0	10
Spencer, Brian	30	1	4	5	12
Stafford, Drew	10	2	2	4	4
Stewart, Bill	9	0	3	3	0
Sutton, Ken	25	3	4	7	14
Svoboda, Petr	10	1	4	5	10
Sweeney, Bob	14	2	2	4	12
Sylvester, Dean	4	0	0	0	2

T-U

PLAYER	GP	G	A	PTS	PIM
Tallinder, Henrik	30	2	8	10	26
Tanti, Tony	12	2	3	5	12
Taylor, Chris	2	0	0	0	2
Terbenche, Paul	6	0	0	0	0
Tidey, Alex	2	0	0	0	0
Trefilov, Andrei	1	0	0	0	0
Tsyplakov, Vladimir	14	1	1	2	8
Tucker, John	17	9	11	20	18
Turgeon, Pierre	23	12	13	25	14

V

PLAYER	GP	G	A	PTS	PIM
Van Boxmeer, John	35	5	14	19	35
Vanek, Thomas	26	8	4	12	16
Varada, Vaclav	54	8	12	20	48
Vaive, Rick	17	7	5	12	20
Virta, Hannu	17	1	3	4	6

W-Y

PLAYER	GP	G	A	PTS	PIM
Wakaluk, Darcy	2	0	0	0	2
Ward, Dixon	53	12	17	29	46
Warrener, Rhett	38	1	5	6	38
Wells, Jay	7	0	1	1	12
Wiemer, Jim	1	0	0	0	0
Wilson, Mike	25	0	2	2	15
Wood, Randy	21	3	5	8	10
Woolley, Jason	48	7	27	34	26

Z

PLAYER	GP	G	A	PTS	PIM
Zhitnik, Alexei	70	6	21	27	138
Zubrus, Dainius	15	0	8	8	8

Note: Michel Deziel is the only Sabre to have played in a playoff game without participating in a regular season game.



ALL TIME PLAYOFF GOALTENDING STATISTICS

PLAYER	GP	MIN	GA	EN	SO	AVG	W	L
Barrasso, Tom	12	663	46	1	0	4.16	3	8
Cloutier, Jacques	4	238	10	1	1	2.52	1	3
Crozier, Roger	9	541	25	1	0	2.77	5	4
Desjardins, Gerry	25	1382	75	1	0	3.25	11	11
Draper, Tom	7	433	19	0	1	2.63	3	4
Dryden, Dave	2	120	9	0	0	4.50	0	2
Edwards, Don	31	1859	98	3	1	3.16	13	18
Fuhr, Grant	8	474	27	0	1	3.42	3	4
Harrison, Paul	1	26	1	0	0	2.31	0	0
Hasek, Dominik	68	4290	146	6	6	2.04	37	30
Malarchuk, Clint	5	305	22	0	0	4.33	2	3
Miller, Ryan	34	2151	86	2	1	2.22	20	14
Myre, Phil	1	57	7	0	0	7.37	0	0
Puppa, Daren	11	593	36	2	0	3.64	3	6
Roloson, Dwayne	4	139	10	1	0	4.32	1	1
Sauve, Bob	23	1268	59	1	4	2.79	13	9
Shields, Steve	10	570	26	3	1	2.74	4	6
Smith, Al	1	17	1	0	0	3.53	0	0
Trefilov, Andrei	1	13	0	0	0	0.00	0	0
Wakaluk, Darcy	2	37	2	0	0	3.24	0	1



ALLTIME PLAYOFF RESULTS

1973

DATE	SCORE	GOALTENDERS	WINNING GOAL
April 4, 1973	@ Montreal 2, Buffalo 1	D. Dryden/K. Dryden	Cournoyer (Mtl.)
April 5, 1973	@ Montreal 7, Buffalo 3	D. Dryden/K. Dryden	Lapointe (Mtl.)
April 7, 1973	Montreal 5, @ Buffalo 2	Crozier/K. Dryden	Wilson (Mtl.)
April 8, 1973	@ Buffalo 5, Montreal 1	Crozier/K. Dryden	Perreault (Buf.)
April 10, 1973	Buffalo 3, @ Montreal 2 (OT)	Crozier/K. Dryden	Robert (Buf.)
April 12, 1973	Montreal 4, @ Buffalo 2	Crozier/K. Dryden	Lapointe (Mtl.)

(Montreal wins series 4 games to 2)

1975

DATE	SCORE	GOALTENDERS	WINNING GOAL
April 13, 1975	@ Buffalo 4, Chicago 1	Desjardins/Esposito	Perreault (Buf.)
April 15, 1975	@ Buffalo 3, Chicago 1	Desjardins/Esposito	Dudley (Buf.)
April 17, 1975	@ Chicago 5, Buffalo 4 (OT)	Desjardins/Esposito	Mikita (Chi.)
April 20, 1975	Buffalo 6, @ Chicago 2	Desjardins/Esposito	R. Martin (Buf.)
April 22, 1975	@ Buffalo 3, Chicago 1	Desjardins/Esposito	Robert (Buf.)

(Buffalo wins series 4 games to 1)

DATE	SCORE	GOALTENDERS	WINNING GOAL
April 27, 1975	@ Buffalo 6, Montreal 5 (OT)	Desjardins-Crozier/Dryden	Gare (Buf.)
April 29, 1975	@ Buffalo 4, Montreal 2	Crozier/Dryden	Ramsay (Buf.)
May 1, 1975	@ Montreal 7, Buffalo 0	Crozier-Desjardins/Dryden	Mahovich (Mtl.)
May 3, 1975	@ Montreal 8, Buffalo 2	Desjardins/Dryden	Lafleur (Mtl.)
May 6, 1975	@ Buffalo 5, Montreal 4 (OT)	Desjardins/Dryden	Robert (Buf.)
May 8, 1975	Buffalo 4, @ Montreal 3	Desjardins/Dryden	Lorentz (Buf.)

(Buffalo wins series 4 games to 2)

DATE	SCORE	GOALTENDERS	WINNING GOAL
May 15, 1975	@ Philadelphia 4, Buffalo 1	Desjardins/Parent	Lonsberry (Phi.)
May 18, 1975	@ Philadelphia 2, Buffalo 1	Desjardins/Parent	Clarke (Phi.)
May 20, 1975	@ Buffalo 5, Philadelphia 4 (OT)	Crozier/Parent	Robert (Buf.)
May 22, 1975	@ Buffalo 4, Philadelphia 2	Desjardins/Parent	Lorentz (Buf.)
May 25, 1975	@ Philadelphia 5, Buffalo 1	Desjardins/Parent	Dornhoefer (Phi.)
May 27, 1975	Philadelphia 2, @ Buffalo 0	Crozier/Parent	Kelly (Phi.)

(Philadelphia wins series 4 games to 2)

1976

DATE	SCORE	GOALTENDERS	WINNING GOAL
April 6, 1976	@ St. Louis 5, Buffalo 2	Desjardins/Staniowski	Patey (St.L.)
April 8, 1976	@ Buffalo 3, St. Louis 2 (OT)	Desjardins/Staniowski	Gare (Buf.)
April 9, 1976	@ Buffalo 2, St. Louis 1 (OT)	Desjardins/Staniowski	Luce (Buf.)

(Buffalo wins series 2 games to 1)

DATE	SCORE	GOALTENDERS	WINNING GOAL
April 11, 1976	@ Buffalo 5, N.Y. Islanders 3	Desjardins/Resch-Smith	R. Martin (Buf.)
April 13, 1976	@ Buffalo 3, N.Y. Islanders 2 (OT)	Desjardins/Smith	Gare (Buf.)
April 15, 1976	@ N.Y. Islanders 5, Buffalo 3	Desjardins/Smith	MacMillan (N.Y.I.)
April 17, 1976	@ N.Y. Islanders 4, Buffalo 2	Desjardins/Smith	Potvin (N.Y.I.)
April 20, 1976	N.Y. Islanders 4, @ Buffalo 2	Desjardins/Smith	Marshall (N.Y.I.)
April 22, 1976	@ N.Y. Islanders 3, Buffalo 2	Desjardins/Smith	Gillies (N.Y.I.)

(N.Y. Islanders win series 4 games to 2)



1977

DATE	SCORE	GOALTENDERS	WINNING GOAL
April 5, 1977	@ Buffalo 4, Minnesota 2	Edwards/LoPresti	Korab (Buf.)
April 7, 1977	Buffalo 7, @ Minnesota 1	Edwards/LoPresti-Smith	R. Martin (Buf.)

(Buffalo wins series 2 games to 0)

DATE	SCORE	GOALTENDERS	WINNING GOAL
April 11, 1977	@ N.Y. Islanders 4, Buffalo 2	Edwards/Smith	Gillies (N.Y.I.)
April 13, 1977	@ N.Y. Islanders 4, Buffalo 2	Edwards/Smith	Gillies (N.Y.I.)
April 15, 1977	N.Y. Islanders 4, @ Buffalo 3	Edwards/Smith	Gillies (N.Y.I.)
April 17, 1977	N.Y. Islanders 4, @ Buffalo 3	Desjardins/Smith	MacMillan (N.Y.I.)

(N.Y. Islanders win series 4 games to 0)

1978

DATE	SCORE	GOALTENDERS	WINNING GOAL
April 11, 1978	@ Buffalo 4, N.Y. Rangers 1	Edwards/Thomas	R. Martin (Buf.)
April 13, 1978	@ N.Y. Rangers 4, Buffalo 3 (OT)	Edwards/Davidson	Murdoch (N.Y.R.)
April 15, 1978	@ Buffalo 4, N.Y. Rangers 1	Edwards/Thomas	Ramsay (Buf.)

(Buffalo wins series 2 games to 1)

DATE	SCORE	GOALTENDERS	WINNING GOAL
April 17, 1978	@ Philadelphia 4, Buffalo 1	Edwards/Parent	Kelly (Phi.)
April 19, 1978	@ Philadelphia 3, Buffalo 2	Edwards/Parent	MacLeish (Phi.)
April 22, 1978	@ Buffalo 4, Philadelphia 1	Edwards/Parent	Perreault (Buf.)
April 23, 1978	Philadelphia 4, @ Buffalo 2	Edwards/Parent	MacLeish (Phi.)
April 25, 1978	@ Philadelphia 4, Buffalo 2	Edwards/Parent	Lonsberry (Phi.)

(Philadelphia wins series 4 games to 1)

1979

DATE	SCORE	GOALTENDERS	WINNING GOAL
April 10, 1979	Pittsburgh 4, @ Buffalo 3	Sauve/Herron	Kindrachuk (Pit.)
April 12, 1979	Buffalo 3, @ Pittsburgh 1	Sauve/Herron	Richard (Buf.)
April 14, 1979	Pittsburgh 4, @ Buffalo 3 (OT)	Sauve/Herron	Ferguson (Pit.)

(Pittsburgh wins series 2 games to 1)

1980

DATE	SCORE	GOALTENDERS	WINNING GOAL
April 8, 1980	@ Buffalo 2, Vancouver 1	Edwards/Bromley	Luce (Buf.)
April 9, 1980	@ Buffalo 6, Vancouver 0	Sauve/Bromley-Hanlon	Ramsey (Buf.)
April 11, 1980	@ Vancouver 5, Buffalo 4	Edwards/Hanlon-Bromley	Brasar (Van.)
April 12, 1980	Buffalo 3, @ Vancouver 1	Sauve/Bromley	Perreault (Buf.)

(Buffalo wins series 3 games to 1)

DATE	SCORE	GOALTENDERS	WINNING GOAL
April 16, 1980	@ Buffalo 5, Chicago 0	Edwards/Esposito	Van Boxmeer (Buf.)
April 17, 1980	@ Buffalo 6, Chicago 4	Sauve/Veisor	Gare (Buf.)
April 19, 1980	Buffalo 2, @ Chicago 1	Edwards/Esposito	Dudley (Buf.)
April 20, 1980	Buffalo 3, @ Chicago 2	Sauve/Esposito	Perreault (Buf.)

(Buffalo wins series 4 games to 0)

ALLTIME PLAYOFF RESULTS
1980

DATE	SCORE	GOALTENDERS	WINNING GOAL
April 29, 1980	N.Y. Islanders 4, @ Buffalo 1	Edwards/Smith	Bossy (N.Y.I.)
May 1, 1980	N.Y. Islanders 2, @ Buffalo 1 (2OT)	Sauve/Smith	Nystrom (N.Y.I.)
May 3, 1980	@ N.Y. Islanders 7, Buffalo 4	Edwards/Smith	Henning (N.Y.I.)
May 6, 1980	Buffalo 7, @ N.Y. Islanders 4	Sauve/Smith-Resch	Smith (Buf.)
May 8, 1980	@ Buffalo 2, N.Y. Islanders 0	Sauve/Resch	Van Boxmeer (Buf.)
May 10, 1980	@ N.Y. Islanders 5, Buffalo 2	Sauve/Smith	Lorimer (N.Y.I.)

(N.Y. Islanders win series 4 games to 2)

1981

DATE	SCORE	GOALTENDERS	WINNING GOAL
April 8, 1981	@ Buffalo 3, Vancouver 2 (OT)	Edwards/Brodeur	Haworth (Buf.)
April 9, 1981	@ Buffalo 5, Vancouver 2	Edwards/Brodeur	Gare (Buf.)
April 11, 1981	Buffalo 5, @ Vancouver 3	Edwards/Brodeur	Ruff (Buf.)

(Buffalo wins series 3 games to 0)

DATE	SCORE	GOALTENDERS	WINNING GOAL
April 16, 1981	Minnesota 4, @ Buffalo 3 (OT)	Edwards/Meloche	Payne (Min.)
April 17, 1981	Minnesota 5, @ Buffalo 2	Edwards/Meloche	Ciccarelli (Min.)
April 19, 1981	@ Minnesota 6, Buffalo 4	Edwards/Meloche	Broten (Min.)
April 20, 1981	Buffalo 5, @ Minnesota 4 (OT)	Edwards/Meloche	Ramsay (Buf.)
April 22, 1981	Minnesota 4, @ Buffalo 3	Edwards/Beaupre	MacAdam (Min.)

(Minnesota wins series 4 games to 1)

1982

DATE	SCORE	GOALTENDERS	WINNING GOAL
April 7, 1982	@ Boston 3, Buffalo 1	Edwards/Moffat	Park (Bos.)
April 8, 1982	@ Boston 7, Buffalo 3	Harrison/Moffat	Pederson (Bos.)
April 10, 1982	@ Buffalo 5, Boston 2	Edwards/Moffat	Ramsay (Buf.)
April 11, 1982	Boston 5, @ Buffalo 2	Edwards/Moffat	O'Reilly (Bos.)

(Boston wins series 3 games to 1)

1983

DATE	SCORE	GOALTENDERS	WINNING GOAL
April 6, 1983	Buffalo 1, @ Montreal 0	Sauve/Wamsley	Peterson (Buf.)
April 7, 1983	Buffalo 3, @ Montreal 0	Sauve/Wamsley-Sevigny	McCourt (Buf.)
April 9, 1983	@ Buffalo 4, Montreal 2	Sauve/Wamsley	McKegney (Buf.)

(Buffalo wins series 3 games to 0)

DATE	SCORE	GOALTENDERS	WINNING GOAL
April 14, 1983	Buffalo 7, @ Boston 4	Sauve/Peeters	McKegney (Buf.)
April 15, 1983	@ Boston 5, Buffalo 3	Sauve/Peeters	Bourque (Bos.)
April 17, 1983	@ Buffalo 4, Boston 3	Sauve/Peeters	Ramsay (Buf.)
April 18, 1983	Boston 6, @ Buffalo 2	Sauve/Peeters	Middleton (Bos.)
April 20, 1983	@ Boston 9, Buffalo 0	Sauve-Myre/Peeters	Crowder (Bos.)
April 22, 1983	@ Buffalo 5, Boston 3	Sauve/Peeters	Ruff (Buf.)
April 24, 1983	@ Boston 3, Buffalo 2 (OT)	Sauve/Peeters	Park (Bos.)

(Boston wins series 4 games to 3)



1984

DATE	SCORE	GOALTENDERS	WINNING GOAL
April 4, 1984	Quebec 3, @ Buffalo 2	Barrasso-Sauve/Bouchard	M. Stastny (Que.)
April 5, 1984	Quebec 6, @ Buffalo 2	Sauve-Barrasso/Bouchard	Savard (Que.)
April 7, 1984	@ Quebec 4, Buffalo 1	Barrasso/Bouchard	J.F. Sauve (Que.)

(Quebec wins series 3 games to 0)

1985

DATE	SCORE	GOALTENDERS	WINNING GOAL
April 10, 1985	@ Quebec 5, Buffalo 2	Barrasso/Gosselin	A. Stastny (Que.)
April 11, 1985	@ Quebec 3, Buffalo 2	Barrasso/Gosselin	Rocheftort (Que.)
April 13, 1985	@ Buffalo 6, Quebec 4	Barrasso/Gosselin	Andreychuk (Buf.)
April 14, 1985	@ Buffalo 7, Quebec 4	Barrasso/Bouchard	Andreychuk (Buf.)
April 16, 1985	@ Quebec 6, Buffalo 5	Barrasso/Gosselin	Ashton (Que.)

(Quebec wins series 3 games to 2)

1988

DATE	SCORE	GOALTENDERS	WINNING GOAL
April 6, 1988	@ Boston 7, Buffalo 3	Barrasso-Puppa/Lemelin	Kluzak (Bos.)
April 7, 1988	@ Boston 4, Buffalo 1	Barrasso/Lemelin	Shoebottom (Bos.)
April 9, 1988	@ Buffalo 6, Boston 2	Barrasso/Moog	Tucker (Buf.)
April 10, 1988	@ Buffalo 6, Boston 5 (OT)	Puppa/Lemelin	Tucker (Buf.)
April 12, 1988	@ Boston 5, Buffalo 4	Puppa/Lemelin	Middleton (Bos.)
April 14, 1988	Boston 5, @ Buffalo 2	Barrasso/Moog	Plett (Bos.)

(Boston wins series 4 games to 2)

1989

DATE	SCORE	GOALTENDERS	WINNING GOAL
April 5, 1989	Buffalo 6, @ Boston 0	Cloutier/Lemelin	Foligno (Buf.)
April 6, 1989	@ Boston 5, Buffalo 3	Malarchuk/Moog	Carpenter (Bos.)
April 8, 1989	Boston 4, @ Buffalo 2	Cloutier/Moog	Neely (Bos.)
April 9, 1989	Boston 3, @ Buffalo 2	Cloutier/Lemelin	Neely (Bos.)
April 11, 1989	@ Boston 4, Buffalo 1	Cloutier/Moog	Neufeld (Bos.)

(Boston wins series 4 games to 1)

1990

DATE	SCORE	GOALTENDERS	WINNING GOAL
April 5, 1990	@ Buffalo 4, Montreal 1	Puppa/Roy	Vaive (Buf.)
April 7, 1990	Montreal 3, @ Buffalo 0	Puppa/Roy	Naslund (Mtl.)
April 9, 1990	@ Montreal 2, Buffalo 1 (OT)	Puppa/Roy	Skrudland (Mtl.)
April 11, 1990	Buffalo 4, @ Montreal 2	Puppa/Roy	Turgeon (Buf.)
April 13, 1990	Montreal 4, @ Buffalo 2	Puppa/Roy	Richer (Mtl.)
April 15, 1990	@ Montreal 5, Buffalo 2	Puppa/Roy	Lemieux (Mtl.)

(Montreal wins series 4 games to 2)

1991

DATE	SCORE	GOALTENDERS	WINNING GOAL
April 3, 1991	@ Montreal 7, Buffalo 5	Puppa-Wakaluk/Roy	Gilchrist (Mtl.)
April 5, 1991	@ Montreal 5, Buffalo 4	Puppa/Roy	Carbonneau (Mtl.)
April 7, 1991	@ Buffalo 5, Montreal 4	Malarchuk/Roy	Ramsey (Buf.)
April 9, 1991	@ Buffalo 6, Montreal 4	Malarchuk/Roy-Racicot	Ray (Buf.)
April 11, 1991	@ Montreal 4, Buffalo 3 (OT)	Malarchuk/Roy	Courtnall (Mtl.)
April 13, 1991	Montreal 5, @ Buffalo 1	Malarchuk/Roy-Racicot	Corson (Mtl.)

(Montreal wins series 4 games to 2)

ALLTIME PLAYOFF RESULTS
1992

DATE	SCORE	GOALTENDERS	WINNING GOAL
April 19, 1992	Buffalo 3, @ Boston 2	Draper/Moog	Bodger (Buf.)
April 21, 1992	@ Boston 3, Buffalo 2 (OT)	Draper/Moog	Oates (Bos.)
April 23, 1992	Boston 3, @ Buffalo 2	Draper/Moog	Oates (Bos.)
April 25, 1992	Boston 5, @ Buffalo 4 (OT)	Draper/Moog	Donato (Bos.)
April 27, 1992	Buffalo 2, @ Boston 0	Draper/Moog	LaFontaine (Buf.)
April 29, 1992	@ Buffalo 9, Boston 3	Draper/Moog-Lemelin	May (Buf.)
May 1, 1992	@ Boston 3, Buffalo 2	Draper/Moog	Reid (Bos.)

(Boston wins series 4 games to 3)

1993

DATE	SCORE	GOALTENDERS	WINNING GOAL
April 18, 1993	Buffalo 5, @ Boston 4 (OT)	Fuhr/Moog	Sweeney (Buf.)
April 20, 1993	Buffalo 4, @ Boston 0	Fuhr/Moog-Blue	Presley (Buf.)
April 22, 1993	@ Buffalo 4, Boston 3 (OT)	Fuhr/Blue	Khmylev (Buf.)
April 24, 1993	@ Buffalo 6, Boston 5 (OT)	Fuhr-Hasek/Moog	May (Buf.)

(Buffalo wins series 4 games to 0)

DATE	SCORE	GOALTENDERS	WINNING GOAL
May 2, 1993	@ Montreal 4, Buffalo 3	Fuhr/Roy	Damphousse (Mtl.)
May 4, 1993	@ Montreal 4, Buffalo 3 (OT)	Fuhr/Roy	Carbonneau (Mtl.)
May 6, 1993	Montreal 4, @ Buffalo 3 (OT)	Fuhr/Roy	Dionne (Mtl.)
May 8, 1993	Montreal 4, @ Buffalo 3 (OT)	Fuhr/Roy	Muller (Mtl.)

(Montreal wins series 4 games to 0)

1994

DATE	SCORE	GOALTENDERS	WINNING GOAL
April 17, 1994	Buffalo 2, @ New Jersey 0	Hasek/Brodeur	Simon (Buf.)
April 19, 1994	@ New Jersey 2, Buffalo 1	Hasek/Brodeur	Stevens (N.J.)
April 21, 1994	New Jersey 2, @ Buffalo 1	Hasek/Brodeur	Albelin (N.J.)
April 23, 1994	@ Buffalo 5, New Jersey 3	Hasek/Brodeur	Presley (Buf.)
April 25, 1994	@ New Jersey 5, Buffalo 3	Hasek/Brodeur	Lemieux (N.J.)
April 27, 1994	@ Buffalo 1, New Jersey 0 (4OT)	Hasek/Brodeur	Hannan (Buf.)
April 29, 1994	@ New Jersey 2, Buffalo 1	Hasek/Brodeur	Lemieux (N.J.)

(New Jersey wins series 4 games to 3)

1995

DATE	SCORE	GOALTENDERS	WINNING GOAL
May 7, 1995	@ Philadelphia 4, Buffalo 3 (OT)	Hasek/Hextall	Dykhuis (Phi.)
May 8, 1995	@ Philadelphia 3, Buffalo 1	Hasek/Hextall	DiMaio (Phi.)
May 10, 1995	@ Buffalo 3, Philadelphia 1	Hasek/Hextall	Presley (Buf.)
May 12, 1995	Philadelphia 4, @ Buffalo 2	Hasek/Hextall	Desjardins (Phi.)
May 14, 1995	@ Philadelphia 6, Buffalo 4	Hasek/Hextall	LeClair (Phi.)

(Philadelphia wins series 4 games to 1)



1997

DATE	SCORE	GOALTENDERS	WINNING GOAL
April 17, 1997	@ Buffalo 3, Ottawa 1	Hasek/Tugnutt	Plante (Buf.)
April 19, 1997	Ottawa 3, @ Buffalo 1	Hasek/Tugnutt	Duchesne (Ott.)
April 21, 1997	Buffalo 3, @ Ottawa 2	Hasek-Shields/Tugnutt	Ward (Buf.)
April 23, 1997	@ Ottawa 1, Buffalo 0 (OT)	Shields/Tugnutt	Alfredsson (Ott.)
April 25, 1997	Ottawa 4, @ Buffalo 1	Shields-Trefilov/Tugnutt	Alfredsson (Ott.)
April 27, 1997	Buffalo 3, @ Ottawa 0	Shields/Tugnutt	Holzinger (Buf.)
April 29, 1997	@ Buffalo 3, Ottawa 2 (OT)	Shields/Tugnutt	Plante (Buf.)

(Buffalo wins series 4 games to 3)

DATE	SCORE	GOALTENDERS	WINNING GOAL
May 3, 1997	Philadelphia 5, @ Buffalo 3	Shields/Snow	Podein (Phi.)
May 5, 1997	Philadelphia 2, @ Buffalo 1	Shields/Snow	Therien (Phi.)
May 7, 1997	@ Philadelphia 4, Buffalo 1	Shields/Snow	Hawerchuk (Phi.)
May 9, 1997	Buffalo 5, @ Philadelphia 4 (OT)	Shields/Snow	Ronan (Buf.)
May 11, 1997	Philadelphia 6, @ Buffalo 3	Shields/Hextall	Zubrus (Phi.)

(Philadelphia wins series 4 games to 1)

1998

DATE	SCORE	GOALTENDERS	WINNING GOAL
April 22, 1998	Buffalo 3, @ Philadelphia 2	Hasek/Burke	Audette (Buf.)
April 24, 1998	@ Philadelphia 3, Buffalo 2	Hasek/Burke	LeClair (Phi.)
April 27, 1998	@ Buffalo 6, Philadelphia 1	Hasek/Burke-Hextall	Grosek (Buf.)
April 29, 1998	@ Buffalo 4, Philadelphia 1	Hasek/Burke	Satan (Buf.)
May 1, 1998	Buffalo 3, @ Philadelphia 2 (OT)	Hasek/Burke	Grosek (Buf.)

(Buffalo wins series 4 games to 1)

DATE	SCORE	GOALTENDERS	WINNING GOAL
May 8, 1998	@ Buffalo 3, Montreal 2 (OT)	Hasek/Moog	Sanderson (Buf.)
May 10, 1998	@ Buffalo 6, Montreal 3	Hasek/Moog-Thibault	Barnaby (Buf.)
May 12, 1998	Buffalo 5, @ Montreal 4 (2OT)	Hasek/Thibault-Theodore	Peca (Buf.)
May 14, 1998	Buffalo 3, @ Montreal 1	Hasek/Moog-Theodore	Audette (Buf.)

(Buffalo wins series 4 games to 0)

DATE	SCORE	GOALTENDERS	WINNING GOAL
May 23, 1998	Buffalo 2, @ Washington 0	Hasek/Kolzig	Grosek (Buf.)
May 25, 1998	@ Washington 3, Buffalo 2 (OT)	Hasek/Kolzig	Krygier (Wsh.)
May 28, 1998	Washington 4, @ Buffalo 3 (OT)	Hasek/Kolzig	Bondra (Wsh.)
May 30, 1998	Washington 2, @ Buffalo 0	Hasek/Kolzig	Berube (Wsh.)
June 2, 1998	Buffalo 2, @ Washington 1	Hasek/Kolzig	Woolley (Buf.)
June 4, 1998	Washington 3, @ Buffalo 2 (OT)	Hasek/Kolzig	Juneau (Wsh.)

(Washington wins series 4 games to 2)

1999

DATE	SCORE	GOALTENDERS	WINNING GOAL
April 21, 1999	Buffalo 2, @ Ottawa 1	Hasek/Tugnutt	Brown (Buf.)
April 23, 1999	Buffalo 3, @ Ottawa 2 (2OT)	Hasek/Rhodes	Satan (Buf.)
April 25, 1999	@ Buffalo 3, Ottawa 0	Hasek/Rhodes	Ward (Buf.)
April 27, 1999	@ Buffalo 4, Ottawa 3	Hasek/Tugnutt	Zhitnik (Buf.)

(Buffalo wins series 4 games to 0)

ALL TIME PLAYOFF RESULTS
1999

DATE	SCORE	GOALTENDERS	WINNING GOAL
May 6, 1999	@ Boston 4, Buffalo 2	Hasek/Dafoe	Thornton (Bos.)
May 9, 1999	Buffalo 3, @ Boston 1	Hasek/Dafoe	Brown (Buf.)
May 12, 1999	@ Buffalo 3, Boston 2	Hasek/Dafoe	Ward (Buf.)
May 14, 1999	@ Buffalo 3, Boston 0	Hasek/Dafoe	Zhitnik (Buf.)
May 16, 1999	@ Boston 5, Buffalo 3	Hasek-Roloson/Dafoe	Khristic (Bos.)
May 18, 1999	@ Buffalo 3, Boston 2	Hasek/Dafoe	Brown (Buf.)

(Buffalo wins series 4 games to 2)

DATE	SCORE	GOALTENDERS	WINNING GOAL
May 23, 1999	Buffalo 5, @ Toronto 4	Roloson/Joseph	Sanderson (Buf.)
May 25, 1999	@ Toronto 6, Buffalo 3	Roloson/Joseph	Perreault (Tor.)
May 27, 1999	@ Buffalo 4, Toronto 2	Hasek-Roloson/Joseph	Barnes (Buf.)
May 29, 1999	@ Buffalo 5, Toronto 2	Hasek/Joseph-Healy	Ray (Buf.)
May 31, 1999	Buffalo 4, @ Toronto 2	Hasek/Joseph	Rasmussen (Buf.)

(Buffalo wins series 4 games to 1)

DATE	SCORE	GOALTENDERS	WINNING GOAL
June 8, 1999	Buffalo 3, @ Dallas 2 (OT)	Hasek/Belfour	Woolley (Buf.)
June 10, 1999	@ Dallas 4, Buffalo 2	Hasek/Belfour	Hull (Dal.)
June 12, 1999	Dallas 2, @ Buffalo 1	Hasek/Belfour	Nieuwendyk (Dal.)
June 15, 1999	@ Buffalo 2, Dallas 1	Hasek/Belfour	Ward (Buf.)
June 17, 1999	@ Dallas 2, Buffalo 0	Hasek/Belfour	Sydor (Dal.)
June 19, 1999	Dallas 2, @ Buffalo 1 (3OT)	Hasek/Belfour	Hull (Dal.)

(Dallas wins series 4 games to 2)

2000

DATE	SCORE	GOALTENDERS	WINNING GOAL
April 13, 2000	@ Philadelphia 3, Buffalo 2	Hasek/Boucher	Gagne (Phi.)
April 14, 2000	@ Philadelphia 2, Buffalo 1	Hasek/Boucher	Desjardins (Phi.)
April 16, 2000	Philadelphia 2, @ Buffalo 0	Hasek/Boucher	LeClair (Phi.)
April 18, 2000	@ Buffalo 3, Philadelphia 2 (OT)	Hasek/Boucher	Barnes (Buf.)
April 20, 2000	@ Philadelphia 5, Buffalo 2	Hasek/Boucher	Langkow (Phi.)

(Philadelphia wins series 4 games to 1)

2001

DATE	SCORE	GOALTENDERS	WINNING GOAL
April 11, 2001	Buffalo 2, @ Philadelphia 1	Hasek/Cechmanek	Gilmour (Buf.)
April 14, 2001	Buffalo 3, @ Philadelphia 3 (OT)	Hasek/Cechmanek	McKee (Buf.)
April 16, 2001	Philadelphia 3, @ Buffalo 2	Hasek/Cechmanek	Delmore (Phi.)
April 17, 2001	@ Buffalo 4, Philadelphia 3 (OT)	Hasek/Cechmanek	Brown (Buf.)
April 19, 2001	@ Philadelphia 3, Buffalo 1	Hasek/Cechmanek	Recchi (Phi.)
April 21, 2001	@ Buffalo 8, Philadelphia 0	Hasek/Cechmanek-Boucher	Gratton (Buf.)

(Buffalo wins series 4 games to 2)



2001

DATE	SCORE	GOALTENDERS	WINNING GOAL
April 26, 2001	Pittsburgh 3, @ Buffalo 0	Hasek/Hedberg	Lemieux (Pit.)
April 28, 2001	Pittsburgh 3 @ Buffalo 1	Hasek/Hedberg	Ference (Pit.)
April 30, 2001	Buffalo 4, @ Pittsburgh 1	Hasek/Hedberg	Woolley (Buf.)
May 2, 2001	Buffalo 5, @ Pittsburgh 2	Hasek/Hedberg	Barnes (Buf.)
May 5, 2001	@ Buffalo 3, Pittsburgh 2 (OT)	Hasek/Hedberg	Barnes (Buf.)
May 8, 2001	@ Pittsburgh 3, Buffalo 2 (OT)	Hasek/Hedberg	Straka (Pit.)
May10, 2001	Pittsburgh 3, @ Buffalo 2 (OT)	Hasek/Hedberg-Aubin	Kasparaitis (Pit.)

(Pittsburgh wins series 4 games to 3)

2006

DATE	SCORE	GOALTENDERS	WINNING GOAL
April 22, 2006	@ Buffalo 3, Philadelphia 2 (20T)	Miller/Esche	Briere (Buf.)
April 24, 2006	@ Buffalo 8, Philadelphia 2	Miller/Esche-Niitymaki	Kotalik (Buf.)
April 26, 2006	@ Philadelphia 4, Buffalo 2	Esche/Miller	Forsberg (Phil.)
April 28, 2006	@ Philadelphia 5, Buffalo 4	Esche/Miller	Forsberg (Phil.)
April 30, 2006	@ Buffalo 3, Philadelphia 0	Miller/Esche	Connolly (Buf.)
May 2, 2006	Buffalo 7, @ Philadelphia 1	Miller/Esche-Niitymaki	Kotalik (Buf.)

(Buffalo wins series 4 games to 2)

DATE	SCORE	GOALTENDERS	WINNING GOAL
May 5, 2006	Buffalo 7, @ Ottawa 6 (OT)	Miller/Emery	Drury (Buf.)
May 8, 2006	Buffalo 2, @ Ottawa 1	Miller/Emery	Hecht (Buf.)
May 10, 2006	@ Buffalo 3, Ottawa 2 (OT)	Miller/Emery	Dumont (Buf.)
May 11, 2006	Ottawa 2, @ Buffalo 1	Emery/Miller	Redden (Ott.)
May 13, 2006	Buffalo 3, @ Ottawa 2 (OT)	Miller/Emery	Pominville (Buf.)

(Buffalo wins series 4 games to 1)

DATE	SCORE	GOALTENDERS	WINNING GOAL
May 20, 2006	Buffalo 3, @ Carolina 2	Miller/Ward	McKee (Buf.)
May 22, 2006	@ Carolina 4, Buffalo 3	Ward/Miller	Williams (Car.)
May 24, 2006	@ Buffalo 4, Carolina 3	Miller/Ward-Gerber	Kotalik (Buf.)
May 26, 2006	Carolina 4, @ Buffalo 0	Gerber/Miller	Recchi (Car.)
May 28, 2006	@ Carolina 4, Buffalo 3 (OT)	Gerber-Ward/Miller	Stillman (Car.)
May 30, 2006	@ Buffalo 2, Carolina 1 (OT)	Miller/Ward	Briere (Buf.)
June 1, 2006	@ Carolina 4, Buffalo 2	Ward/Miller	Brind'Amour (Car.)

(Carolina wins series 4 games to 3)



ALL TIME PLAYOFF RESULTS

2007

DATE	SCORE	GOALTENDERS	WINNING GOAL
April 12, 2007	@ Buffalo 4, NY Islanders 1	Miller/Dubielwicz	Drury (Buf.)
April 14, 2007	NY Islanders 3, @ Buffalo 2	DiPietro/Miller	Bergeron (NYI)
April 16, 2007	Buffalo 3, @ NY Islanders 2	Miller/DiPietro	Briere (Buf.)
April 18, 2007	Buffalo 4, @ NY Islanders 2	Miller/DiPietro	Drury (Phil.)
April 20, 2007	@ Buffalo 4, NY Islanders 3	Miller/DiPietro	Afinogenov (Buf.)

(Buffalo wins series 4 games to 1)

DATE	SCORE	GOALTENDERS	WINNING GOAL
April 25, 2007	@ Buffalo 5, NY Rangers 2	Miller/Lundqvist	Vanek (Buf.)
April 27, 2007	@ Buffalo 3, NY Rangers 2	Miller/Lundqvist	Vanek (Buf.)
April 29, 2007	@ NY Rangers 2, Buffalo 1 (OT)	Lundqvist/Miller	Rozsival (NYR)
May 1, 2007	@ NY Rangers 2, Buffalo 1	Lundqvist/Miller	Shanahan (NYR)
May 4, 2007	@ Buffalo 2, NY Rangers 1 (OT)	Miller/Lundqvist	Afinogenov (Buf.)
May 6, 2007	Buffalo 5, @ NY Rangers 4	Miller/Lundqvist	Hecht (Buf.)

(Buffalo wins series 4 games to 2)

DATE	SCORE	GOALTENDERS	WINNING GOAL
May 10, 2007	Ottawa 5, @ Buffalo 2	Emery/Miller	Saprykin (Ott.)
May 12, 2007	Ottawa 4, @ Buffalo 3 (2OT)	Emery/Miller	Corvo (Ott.)
May 14, 2007	@ Ottawa 1, Buffalo 0	Emery/Miller	Alfredsson (Ott.)
May 16, 2007	Buffalo 3, @ Ottawa 2	Miller/Emery	Drury (Buf.)
May 19, 2007	Ottawa 3, @ Buffalo 2 (OT)	Emery/Miller	Alfredsson (Ott.)

(Ottawa wins series 4 games to 1)



OVERTIME HISTORY IN THE PLAYOFFS

DATE	OPPONENT	SCORER	SCORE	TIME
April 10, 1973	@ Montreal	Rene Robert	3-2 Buf.	9:18
April 17, 1975	@ Chicago	Stan Mikita	5-4 Chi.	2:31
April 27, 1975	Montreal	Danny Gare	6-5 Buf.	4:42
May 6, 1975	Montreal	Rene Robert	5-4 Buf.	5:56
May 20, 1975	Philadelphia	Rene Robert	5-4 Buf.	18:29
April 8, 1976	St. Louis	Danny Gare	3-2 Buf.	11:43
April 9, 1976	St. Louis	Don Luce	2-1 Buf.	14:27
April 13, 1976	N.Y. Islanders	Danny Gare	3-2 Buf.	14:04
April 13, 1978	@ N.Y. Rangers	Don Murdoch	4-3 N.Y.	1:37
April 14, 1979	Pittsburgh	George Ferguson	4-3 Pit.	:47
May 1, 1980	N.Y. Islanders	Bob Nystrom	2-1 N.Y.	21:20
April 8, 1981	Vancouver	Alan Haworth	3-2 Buf.	5:00
April 16, 1981	Minnesota	Steve Payne	4-3 Min.	:22
April 20, 1981	@ Minnesota	Craig Ramsay	5-4 Buf.	16:32
April 24, 1983	@ Boston	Brad Park	3-2 Bos.	1:52
April 10, 1988	Boston	John Tucker	6-5 Buf.	5:32
April 9, 1990	@ Montreal	Brian Skrudland	2-1 Mtl.	12:35
April 11, 1991	@ Montreal	Russ Courtnall	4-3 Mtl.	5:56
April 21, 1992	@ Boston	Adam Oates	3-2 Bos.	11:14
April 25, 1992	Boston	Ted Donato	5-4 Bos.	2:08
April 18, 1993	@ Boston	Bob Sweeney	5-4 Buf.	11:03
April 22, 1993	Boston	Yuri Khmylev	4-3 Buf.	1:05
April 24, 1993	Boston	Brad May	6-5 Buf.	4:48
May 4, 1993	@ Montreal	Guy Carbonneau	4-3 Mtl.	2:50
May 6, 1993	Montreal	Gilbert Dionne	4-3 Mtl.	8:28
May 8, 1993	Montreal	Kirk Muller	4-3 Mtl.	11:37
April 27, 1994	New Jersey	Dave Hannan	1-0 Buf.	65:43
May 7, 1995	@ Philadelphia	Karl Dykhuis	4-3 Phi.	10:06
April 23, 1997	@ Ottawa	Daniel Alfredsson	1-0 Ott.	2:34
April 29, 1997	Ottawa	Derek Plante	3-2 Buf.	5:24
May 9, 1997	@ Philadelphia	Ed Ronan	5-4 Buf.	6:24
May 1, 1998	@ Philadelphia	Michal Grosek	3-2 Buf.	5:40
May 8, 1998	Montreal	Geoff Sanderson	3-2 Buf.	2:37
May 12, 1998	@ Montreal	Michael Peca	5-4 Buf.	21:24
May 25, 1998	@ Washington	Todd Krygier	3-2 Wsh.	3:01
May 28, 1998	Washington	Peter Bondra	4-3 Wsh.	9:37
June 4, 1998	Washington	Joe Juneau	3-2 Wsh.	6:24
April 23, 1999	@ Ottawa	Miroslav Satan	3-2 Buf.	30:35
June 8, 1999	@ Dallas	Jason Woolley	3-2 Buf.	15:30
June 19, 1999	Dallas	Brett Hull	2-1 Dal.	54:51
April 18, 2000	@ Philadelphia	Stu Barnes	3-2 Buf.	4:42
April 14, 2001	@ Philadelphia	Jay McKee	4-3 Buf.	18:02
April 17, 2001	Philadelphia	Curtis Brown	4-3 Buf.	6:13
May 5, 2001	Pittsburgh	Stu Barnes	3-2 Buf.	8:34
May 8, 2001	@ Pittsburgh	Martin Straka	3-2 Pit.	11:29
May 10, 2001	Pittsburgh	Darius Kasparitis	3-2 Pit.	13:01
April 22, 2006	Philadelphia	Daniel Briere	3-2 Buf.	27:31
May 5, 2006	@ Ottawa	Chris Drury	7-6 Buf.	0:18
May 10, 2006	Ottawa	J-P Dumont	3-2 Buf.	5:05
May 13, 2006	@Ottawa	Jason Pominville	3-2 Buf.	2:26
May 28, 2006	@ Carolina	Cory Stillman	4-3 Car.	8:46
May 30, 2006	Carolina	Daniel Briere	2-1 Buf.	4:22
April 29, 2007	@ NY Rangers	Michal Rozsival	2-1 NYR	36:43
May 4, 2007	NY Rangers	Maxim Afinogenov	2-1 Buf.	4:39
May 12, 2007	Ottawa	Joe Corvo	4-3 Ott.	24:58
May 19, 2007	Ottawa	Daniel Alfredsson	3-2 Ott.	9:32

Sabres are 31-25 in overtime games during the playoffs (20-12 at home and 11-13 on road). Overtime goals have ended a Sabres' playoff series 11 times (April 9, 1976; April 14, 1979; April 24, 1983; April 24, 1993; May 8, 1993; April 29, 1997; May 1, 1998; June 4, 1998; June 19, 1999; May 10, 2001; May 13, 2006 and May 19, 2007).



PLAYOFF HAT TRICKS

PLAYOFF HAT TRICKS FOR THE SABRES

YEAR	NO.	PLAYER	OPPONENT	SCORE	DATE	PLACE	GOALIE(S)
1977 (1)	1.	Jim Lorentz	Minnesota	7-1 W	4-7-77	Minnesota	Pete LoPresti (2) Gary Smith (1)
1980 (1)	2.	Gil Perreault	N.Y. Islanders	7-4 W	5-6-80	New York	Billy Smith (2) Empty Net (1)
1985 (1)	3.	Dave Andreychuk	Quebec	7-4 W	4-14-85	Buffalo	Dan Bouchard
1988 (1)	# *4.	John Tucker	Boston	6-2 W	4-9-88	Buffalo	Andy Moog
1998 (1)	# 5.	Matthew Barnaby	Montreal	6-3 W	5-10-98	Buffalo	Andy Moog (2) Empty Net (1)
2006 (1)	6.	J.P. Dumont	Philadelphia	8-2 W	4-24-06	Buffalo	Robert Esche (3)**
2006 (1)	7.	Jason Pominville	Philadelphia	8-2 W	4-24-06	Buffalo	A. Niimymaki (3)**

* - indicates 4-goal game.

- indicates three consecutive and uninterrupted goals (true or natural hat trick). Note: John Tucker's final three scores of a four-goal game vs. Boston on 4-9-88 (6-2 W) were consecutive and uninterrupted.

** - Esche allowed goals by Dumont (2) and Pominville (1); Niimymaki allowed goals by Dumont (1) and Pominville (2)

Note: Figure in brackets for scorer indicates accumulative total with the Sabres in the playoffs.

PLAYOFF HAT TRICKS AGAINST THE SABRES

YEAR	NO.	PLAYER	OPPONENT	SCORE	DATE	PLACE	GOALIE(S)
1973 (1)	1.	Yvan Cournoyer	Montreal	3-7 L	4-5-73	Montreal	Dave Dryden
1975 (1)	2.	Guy Lafleur	Montreal	0-7 L	5-1-75	Montreal	Roger Crozier (1) Gerry Desjardins (2)
1982 (1)	3.	Barry Pederson	Boston	3-7 L	4-8-82	Boston	Don Edwards

* - indicates 4-goal game.

- indicates three consecutive and uninterrupted goals (true or natural hat trick).

Note: Figure in brackets for scorer indicates accumulative total against the Sabres in the playoffs.

PLAYOFF SHUTOUTS

PLAYOFF SHUTOUTS FOR THE SABRES

YEAR	NO.	GOALTENDER	OPPONENT	SCORE	DATE	PLACE	SAVES
1980 (3)	1.	Bob Sauve	Vancouver	6-0	4-9-80	Buffalo	22
	2.	Don Edwards	Chicago	5-0	4-16-80	Buffalo	17
	3.	Bob Sauve (2)	N.Y. Islanders	2-0	5-8-80	Buffalo	22
1983 (2)	4.	Bob Sauve (3)	Montreal	1-0	4-6-83	Montreal	24
	5.	Bob Sauve (4)	Montreal	3-0	4-7-83	Montreal	22
1989 (1)	6.	Jacques Cloutier	Boston	6-0	4-5-89	Boston	29
1992 (1)	7.	Tom Draper	Boston	2-0	4-27-92	Boston	28
1993 (1)	8.	Grant Fuhr	Boston	4-0	4-20-93	Boston	34
1994 (2)	9.	Dominik Hasek	New Jersey	2-0	4-17-94	New Jersey	30
	10.	Dominik Hasek (2)	New Jersey	1-0	4-27-94	Buffalo	70
1997 (1)	11.	Steve Shields	Ottawa	3-0	4-27-97	Ottawa	31
1998 (1)	12.	Dominik Hasek (3)	Washington	2-0	5-23-98	Washington	19
1999 (2)	13.	Dominik Hasek (4)	Ottawa	3-0	4-25-99	Buffalo	31
	14.	Dominik Hasek (5)	Boston	3-0	5-14-99	Buffalo	24
2000 (1)	15.	Dominik Hasek (6)	Philadelphia	8-0	4-21-01	Buffalo	24
2006 (1)	16.	Ryan Miller	Philadelphia	3-0	4-30-06	Buffalo	24

Note: Figure in brackets for goaltender indicates accumulative total with the Sabres in the playoffs.

PLAYOFF SHUTOUTS AGAINST THE SABRES

YEAR	NO.	GOALTENDER	OPPONENT	SCORE	DATE	PLACE	SAVES
1975 (2)	1.	Ken Dryden	Montreal	7-0	5-1-75	Montreal	27
	2.	Bernie Parent	Philadelphia	2-0	5-27-75	Buffalo	32
1983 (1)	3.	Pete Peeters	Boston	9-0	4-20-83	Boston	27
1990 (1)	4.	Patrick Roy	Montreal	3-0	4-7-90	Buffalo	26
1997 (1)	5.	Ron Tugnutt	Ottawa	1-0	4-23-97	Ottawa	17
1998 (1)	6.	Olaf Kolzig	Washington	2-0	5-30-98	Buffalo	30
1999 (1)	7.	Ed Belfour	Dallas	2-0	6-17-99	Dallas	23
2000 (1)	8.	Brian Boucher	Philadelphia	2-0	4-16-00	Buffalo	17
2001 (1)	9.	Johan Hedberg	Pittsburgh	3-0	4-26-01	Buffalo	25
2006 (1)	10.	Martin Gerber	Carolina	4-0	5-26-06	Buffalo	22
2007 (1)	11.	Ray Emery	Ottawa	1-0	5-14-07	Ottawa	15

Note: Figure in brackets for goaltender indicates accumulative total against the Sabres in the playoffs.



GAMES PLAYED	TOTAL
Gilbert Perreault	90
Craig Ramsay	89
Richard Smehlik	83
Bill Hajt	80
Jim Schoenfeld	75
Mike Ramsey	72
Alexei Zhitnik	70
Don Luce	62
Rick Martin	62
Donald Audette	61

GOALS	TOTAL
Gilbert Perreault	33
Rick Martin	24
Danny Gare	24
Rene Robert	22
Chris Drury	17
Don Luce	17
Craig Ramsay	17
Donald Audette	15
Stu Barnes	14
Curtis Brown	14

ASSISTS	TOTAL
Gilbert Perreault	70
Craig Ramsay	31
Rick Martin	29
Jason Woolley	27
Dale Hawerchuk	25
Daniel Briere	23
Donald Audette	23
Dave Andreychuk	22
Miroslav Satan	21
Alexei Zhitnik	21
Danny Gare	21

POINTS	TOTAL
Gilbert Perreault	103
Rick Martin	53
Craig Ramsay	48
Danny Gare	44
Rene Robert	39
Donald Audette	38
Dave Andreychuk	35
Daniel Briere	34
Dale Hawerchuk	34
Miroslav Satan	34
Jason Woolley	34

SHORTHANDED GOALS	TOTAL
Dixon Ward	3
Curtis Brown	2
Brian Holzinger	2
Don Luce	2
Wayne Presley	2
Craig Ramsay	2
Eleven Players Tied	1

GAME WINNING GOALS	TOTAL
Gilbert Perreault	5
Danny Gare	5
Chris Drury	4
Stu Barnes	4
Curtis Brown	4
Rick Martin	4
Craig Ramsay	4
Rene Robert	4
Daniel Briere	3
Ales Kotalik	3

PENALTY MINUTES	TOTAL
Rob Ray	167
Lindy Ruff	164
Mike Ramsey	158
Jim Schoenfeld	151
Danny Gare	147
Mike Foligno	143
Alexei Zhitnik	126
Mike Hartman	104
Larry Playfair	97
Kevin Maguire	86
Matthew Barnaby	79

POWER PLAY GOALS	TOTAL
Rick Martin	12
Gilbert Perreault	9
Stu Barnes	8
Danny Gare	8
Donald Audette	7
Pat LaFontaine	7
Rick Vaive	7
Miroslav Satan	6
Alexei Zhitnik	6
Four Players Tied	5

GOALIE GAMES	TOTAL
Dominik Hasek	68
Ryan Miller	34
Don Edwards	31
Gerry Desjardins	25
Bob Sauve	23
Ryan Miller	18
Tom Barrasso	12
Daren Puppa	11
Steve Shields	10
Roger Crozier	9
Grant Fuhr	8

GOALIE WINS	TOTAL
Dominik Hasek	37
Ryan Miller	20
Don Edwards	13
Bob Sauve	13
Gerry Desjardins	11
Roger Crozier	5
Grant Fuhr	4
Steve Shields	4
Tom Barrasso	3
Tom Draper	3
Daren Puppa	3

GOALIE MINUTES	TOTAL
Dominik Hasek	4,290
Ryan Miller	2,151
Don Edwards	1,859
Gerry Desjardins	1,382
Bob Sauve	1,268
Ryan Miller	1,123
Tom Barrasso	663
Daren Puppa	593
Steve Shields	570
Roger Crozier	541
Grant Fuhr	474
Tom Draper	433

GOALIE SHUTOUTS	TOTAL
Dominik Hasek	6
Bob Sauve	4
Jacques Cloutier	1
Tom Draper	1
Don Edwards	1
Grant Fuhr	1
Ryan Miller	1
Steve Shields	1



INDIVIDUAL PLAYOFF RECORDS

ONE PLAYOFF YEAR

MOST GOALS

10 Gil Perreault (1980)

MOST GOALS BY DEFENSEMAN

4 Mike Ramsey (1983)
Jason Woolley (1999)
Alexei Zhitnik (1999)

MOST ASSISTS

12 Daniel Briere (2007)

MOST POINTS

21 Gil Perreault (1980)

MOST PENALTY MINUTES

56 Rob Ray (1991)

MOST POWER-PLAY GOALS

5 Rick Martin (1975)
Pat LaFontaine (1992)
Chris Drury (2006)

MOST SHORT-HANDED GOALS

2 Dixon Ward (1999)
Curtis Brown (2001)

MOST MINUTES PLAYED BY GOALTENDER

1217 Dominik Hasek (1999)

LONGEST SHUTOUT SEQUENCE BY GOALTENDER

147:25 Bob Sauve
(4-6-83 to 4-9-83 vs. Montreal)

MOST SHOTS ON GOAL

66 Gil Perreault (1975)

MOST CONSECUTIVE GOAL-SCORING GAMES

7 Pat LaFontaine (1992)

MOST POINT-SCORING GAMES IN SUCCESSION

8 Dale Hawerchuk (1993)
Donald Audette (1998)

ONE PLAYOFF SERIES

MOST GOALS

8 Pat LaFontaine (1992 vs. Boston)

MOST ASSISTS

7 Gil Perreault
(1973 vs. Montreal; 1982 vs.
Boston, 1983 vs. Boston)
Dale Hawerchuk (1994 vs. New Jersey)
Miroslav Satan (2001 vs. Philadelphia)

MOST POINTS

11 Pat LaFontaine (1992 vs. Boston)

MOST PENALTY MINUTES

56 Rob Ray (1991 vs. Montreal)

MOST POWER-PLAY GOALS

5 Pat LaFontaine (1992 vs. Boston)

MOST SHORT-HANDED GOALS

2 Dixon Ward (1999 vs. Toronto)
Curtis Brown (2001 vs. Pittsburgh)

ONE PLAYOFF SERIES (CONTINUED)

MOST MINUTES PLAYED BY GOALTENDER

484 Dominik Hasek (1994 vs. New Jersey)

MOST SHOTS ON GOAL

38 Rick Martin (1973 vs. Montreal)

MOST GOALS BY OPPOSING PLAYER

7 Guy Lafleur (1975 vs. Montreal)
Barry Pederson (1983 vs. Boston)

MOST ASSISTS BY OPPOSING PLAYER

14 Rick Middleton (1983 vs. Boston)

MOST POINTS BY OPPOSING PLAYER

18 Rick Middleton (1983 vs. Boston)

ONE STANLEY CUP FINAL SERIES

(1975 vs. Philadelphia, 6 games-1999 vs. Dallas, 6 games)

MOST GOALS

3 Stu Barnes (1999 vs. Dallas)

MOST ASSISTS

4 Rick Martin (1975 vs. Philadelphia)

MOST POINTS

6 Rick Martin (1975 vs. Philadelphia)

MOST PENALTY MINUTES

18 Alexei Zhitnik (1999 vs. Dallas)

MOST POWER-PLAY GOALS

1 Jerry Korab (1975 vs. Philadelphia)
Rick Martin (1975 vs. Philadelphia)
Michael Peca (1999 vs. Dallas)
Gil Perreault (1975 vs. Philadelphia)
Alexei Zhitnik (1999 vs. Dallas)

MOST SHORT-HANDED GOALS

0 None

MOST MINUTES PLAYED BY GOALTENDER

428 Dominik Hasek (1999 vs. Dallas)

MOST SHOTS ON GOAL

23 Gil Perreault (1975 vs. Philadelphia)

MOST GOALS BY OPPOSING PLAYER

3 Brett Hull (1999 vs. Dallas)
Reggie Leach (1975 vs. Philadelphia)
Jere Lehtinen (1999 vs. Dallas)

MOST ASSISTS BY OPPOSING PLAYER

7 Mike Modano (1999 vs. Dallas)

MOST POINTS BY OPPOSING PLAYER

7 Mike Modano (1999 vs. Dallas)

ONE SEMIFINAL/CONFERENCE FINAL SERIES

MOST GOALS

6 Gil Perreault (1980 vs. N.Y. Islanders)

MOST ASSISTS

4 Brian Holzinger (1999 vs. Toronto)
Peter McNab (1975 vs. Montreal)
Jason Woolley (1999 vs. Toronto)
Jochen Hecht (2006 vs. Carolina)
Jason Pominville (2007 vs. Ottawa)



ONE SEMIFINAL/CONFERENCE FINAL SERIES (CONTINUED)

MOST POINTS

8 Gil Perreault (1980 vs. N.Y. Islanders)

MOST PENALTY MINUTES

24 Larry Carriere (1975 vs. Montreal)

MOST POWER-PLAY GOALS

4 Stu Barnes (1999 vs. Toronto)

MOST SHORT-HANDED GOALS

2 Dixon Ward (1999 vs. Toronto)

MOST MINUTES PLAYED BY GOALTENDER

379 Dominik Hasek (1998 vs. Washington)

MOST SHOTS ON GOAL

27 Rick Martin (1975 vs. Montreal)

MOST GOALS BY OPPOSING PLAYER

7 Guy Lafleur (1975 vs. Montreal)

MOST ASSISTS BY OPPOSING PLAYER

7 Pete Mahovich (1975 vs. Montreal)

MOST POINTS BY OPPOSING PLAYER

10 Guy Lafleur (1975 vs. Montreal)
Jacques Lemaire (1975 vs. Montreal)
Pete Mahovich (1975 vs. Montreal)

ONE QUARTERFINAL SERIES

MOST GOALS

5 Rene Robert (1973 vs. Montreal)

MOST ASSISTS

7 Gil Perreault
(1973 vs. Montreal; 1983 vs. Boston)

MOST POINTS

10 Gil Perreault (1973 vs. Montreal)

MOST PENALTY MINUTES

47 Lindy Ruff (1983 vs. Boston)

MOST POWER-PLAY GOALS

3 Rick Martin (1975 vs. Chicago)

MOST SHORT-HANDED GOALS

2 Curtis Brown (2001 vs. Pittsburgh)

MOST MINUTES PLAYED BY GOALTENDER

452 Dominik Hasek (2001 vs. Pittsburgh)

MOST SHOTS ON GOAL

38 Rick Martin (1973 vs. Montreal)

MOST GOALS BY OPPOSING PLAYER

7 Barry Pederson (1983 vs. Boston)

MOST ASSISTS BY OPPOSING PLAYER

14 Rick Middleton (1983 vs. Boston)

MOST POINTS BY OPPOSING PLAYER

18 Rick Middleton (1983 vs. Boston)

ONE FIRST-ROUND SERIES

MOST GOALS

8 Pat LaFontaine (1992 vs. Boston)

MOST ASSISTS

7 Gil Perreault (1982 vs. Boston)
Dale Hawerchuk (1994 vs. New Jersey)
Miroslav Satan (2001 vs. Pittsburgh)

MOST POINTS

11 Pat LaFontaine (1992 vs. Boston)

MOST PENALTY MINUTES

56 Rob Ray (1991 vs. Montreal)

MOST POWER-PLAY GOALS

5 Pat LaFontaine (1992 vs. Boston)

MOST SHORT-HANDED GOALS

1 Craig Ramsay (1976 vs. St. Louis)
Scott Arniel (1989 vs. Boston)
Mike Foligno (1989 vs. Boston)
Christian Ruutu (1991 vs. Montreal)
Dave Snuggerud (1991 vs. Montreal)
Petr Svoboda (1992 vs. Boston)
Pat LaFontaine (1992 vs. Boston)
Wayne Presley (1993 vs. Boston;
1995 vs. Philadelphia)
Brian Holzinger (1997 vs. Ottawa;
1998 vs. Philadelphia)
Dixon Ward (1997 vs. Philadelphia)
Darryl Shannon (1998 vs. Philadelphia)
Chris Drury (2006 vs. Philadelphia)
Mike Grier (2006 vs. Philadelphia)

MOST MINUTES PLAYED BY GOALTENDER

484 Dominik Hasek (1994 vs. New Jersey)

MOST SHUTOUTS

2 Bob Sauve (1983 vs. Montreal)
Dominik Hasek (1994 vs. New Jersey)

MOST SHOTS ON GOAL

27 Dave Andreychuk (1992 vs. Boston)
Pat LaFontaine (1992 vs. Boston)

MOST GOALS BY OPPOSING PLAYER

6 Michel Goulet (1982 vs. Quebec)

MOST ASSISTS BY OPPOSING PLAYER

10 Peter McNab (1982 vs. Boston)
Peter Stastny (1985 of Quebec)

MOST POINTS BY OPPOSING PLAYER

10 Peter McNab (1982 vs. Boston)
Peter Stastny (1985 vs. Quebec)
Denis Savard (1991 vs. Montreal)
Adam Oates (1992 vs. Boston)



INDIVIDUAL PLAYOFF RECORDS

ONE GAME ONLY

MOST GOALS

4 John Tucker (4-9-88 vs. Boston)

MOST ASSISTS

4 Gil Perreault (4-10-82 vs. Boston; 4-17-80 vs. Chicago)
Dave Andreychuk (4-11-90 at Montreal)

MOST POINTS

5 John Tucker (4-10-88 vs. Boston)
5 Derek Roy (5-5-06 at Ottawa)

MOST PENALTY MINUTES

32 Kevin Maguire (4-9-88 vs. Boston)

MOST POWER-PLAY GOALS

2 John Tucker (4-9-88 vs. Boston;
4-10-88 vs. Boston)
Randy Burridge (5-11-97 vs. Philadelphia)
Miroslav Satan (4-27-98 vs. Philadelphia)
J-P Dumont (4-24-06 vs. Philadelphia)

MOST SHORT-HANDED GOALS

1 16 times, last Jason Pominville
(5-13-06 vs. Ottawa)

ONE GAME ONLY (CONTINUED)

MOST MINUTES PLAYED BY GOALTENDER

125:43 Dominik Hasek
(4-27-94 vs. New Jersey)

MOST SHOTS ON GOAL

11 Danny Gare (1976 vs. St. Louis)
Tony McKegney (1981 vs. Minnesota)

MOST GOALS BY OPPOSING PLAYER

3 Yvon Cournoyer (4-5-73 at Montreal)
Guy Lafleur (5-1-75 at Montreal)
Barry Pederson (4-8-82 at Boston)

MOST ASSISTS BY OPPOSING PLAYER

4 Rick Middleton (4-18-83 vs. Boston)
Andrei Nikolishin
(5-28-98 vs. Washington)

MOST POINTS BY OPPOSING PLAYER

6 Rick Middleton (4-18-83 vs. Boston)

TEAM RECORDS

ONE PLAYOFF YEAR

OVERALL WINS

Most 14 (1999, 21 games)
Fewest 0 (1984, 3 games)

OVERALL LOSSES

Most 7 (1975, 17 games)
(1997, 12 games)
(1999, 21 games)
(2006, 18 games)
(2007, 16 games)**Fewest** 2 (1979, 3 games)

GOALS FOR

Most 60 (2006, 18 games)
Fewest 5 (1984, 3 games)

GOALS AGAINST

Most 58 (1975, 17 games)
Fewest 9 (1979, 3 games)

MOST SHUTOUTS

For 3 (1980, 14 games)
Against 2 (1975, 17 games)

MOST OVERTIME GAMES

6 (1993, 8 games)
(1998, 15 games)
(2006, 18 games)

LONGEST WINNING STREAK

8 (4-27-98 to 5-23-98)

ONE PLAYOFF YEAR (CONTINUED)

LONGEST LOSING STREAK

4 (4-11-77 to 4-17-77)
(4-15-76 to 4-22-76)
(4-6-89 to 4-11-89)
(5-2-93 to 5-8-93)

MOST POWER-PLAY GOALS

For 17 (1980, 14 games)
Against 16 (2006, 18 games)

MOST SHORT-HANDED GOALS

For 5 (2006, 18 games)
Against 3 (1988, 6 games)
(1980, 14 games)

SHOTS ON GOAL FOR

Most 561 (1999, 21 games)
Fewest 83 (1984, 3 games)

SHOTS ON GOAL AGAINST

Most 657 (1999, 21 games)
Fewest 73 (1984, 3 games)

MOST PENALTY MINUTES

For 349 (1988, 21 games)
Opp. 308 (1988, 6 games)



ONE PLAYOFF SERIES

MOST GOALS SCORED IN TWO-GAME SERIES

For	11	(1977 vs. Minnesota)
Allowed	3	(1977 vs. Minnesota)

GOALS SCORED IN THREE-GAME SERIES

Most	13	(1981 vs. Vancouver)
Least	5	(1984 vs. Quebec)

GOALS ALLOWED IN THREE-GAME SERIES

Most	13	(1984 vs. Quebec)
Least	2	(1983 vs. Montreal)

GOALS SCORED IN FOUR-GAME SERIES

Most	19	(1993 vs. Boston)
Least	10	(1977 vs. N.Y. Islanders)

GOALS ALLOWED IN FOUR-GAME SERIES

Most	17	(1982 vs. Boston)
Least	6	(1999 vs. Ottawa)

GOALS SCORED IN FIVE-GAME SERIES

Most	22	(1985 vs. Quebec)
Least	8	(2000 vs. Philadelphia)

GOALS ALLOWED IN FIVE-GAME SERIES

Most	24	(1981 vs. Minnesota)
Least	9	(1998 vs. Philadelphia)

GOALS SCORED IN SIX-GAME SERIES

Most	24	(1991 vs. Montreal) (2006 vs. Philadelphia)
Least	9	(1999 vs. Dallas)

GOALS ALLOWED IN SIX-GAME SERIES

Most	29	(1975 vs. Montreal) (1991 vs. Montreal)
Least	13	(1998 vs. Washington) (1999 vs. Dallas) (2001 vs. Philadelphia) (2007 vs. NY Rangers)

GOALS SCORED IN SEVEN-GAME SERIES

Most	24	(1992 vs. Boston)
Least	14	(1994 vs. New Jersey) (1997 vs. Ottawa)

GOALS ALLOWED IN SEVEN-GAME SERIES

Most	33	(1983 vs. Boston)
Least	13	(1997 vs. Ottawa)

ONE GAME ONLY

MOST GOALS

For	9	(4-29-92 vs. Boston)
Against	9	(4-20-83 at Boston)
Combined	13	(5-5-06 at Ottawa, 7-6 Buf.)

ONE GAME ONLY (CONTINUED)

MOST GOALS IN ONE PERIOD

For	5	(4-20-75 vs. Chicago, 3rd per.) (4-13-85 vs. Quebec, 3rd per.) (4-14-85 vs. Quebec, 3rd per.) (4-24-06 vs. Philadelphia, 1st per.)
Against	5	(4-5-73 at Montreal, 2nd per.) (4-8-82 at Boston, 2nd per.) (4-20-83 at Boston, 1st per.)
Combine	7	(4-13-85 vs. Quebec, 3rd per.) (5-11-97 vs. Philadelphia, 2nd. per.)

MOST SHORT-HANDED GOALS IN GAME

For	2	(Scott Arniel and Mike Foligno, 4-5-89 at Boston) (Darryl Shannon and Brian Holzinger, 4-27-98 vs. Philadelphia)
------------	---	---

MOST SHORT-HANDED GOALS ON SAME PENALTY

For	2	(Darryl Shannon and Brian Holzinger, 4-27-98 vs. Philadelphia)
------------	---	---

GREATEST WINNING MARGIN

8	(2001 vs. Philadelphia, 8-0)
---	------------------------------

GREATEST LOSING MARGIN

9	(1983 at Boston, 9-0)
---	-----------------------

SHOTS ON GOAL

Most	58	(4-22-06 vs. Philadelphia)
Fewest	12	(6-12-99 vs. Dallas)

SHOTS ON GOAL AGAINST

Most	70	(4-27-94 vs. New Jersey)
Fewest	14	(4-22-75 vs. Chicago)

SHOTS ON GOAL IN ONE PERIOD

Most	22	(4-8-76 vs. St. Louis, 1st per.) (4-15-77 vs. N.Y. Islanders, 1st per.) (4-29-97 vs. Ottawa, 1st per.) (5-12-98 at Montreal, 3rd per.) (6-2-98 at Washington, 2nd per.) (6-15-99 vs. Dallas, 3rd per.) (5-8-01 vs. Pittsburgh, 3rd per.)
Least	2	

SHOTS ON GOAL AGAINST IN ONE PERIOD

Most	24	(4-20-80 at Chicago, 2nd per.)
Least	1	(4-16-80 vs. Chicago, 1st per.) (4-11-82 vs. Boston, 3rd per.) (4-7-83 at Montreal, 1st per.) (4-4-84 vs. Quebec, 1st per.) (5-28-06 at Carolina, 3rd per.) (4-12-07 vs. NY Islanders, 1st per.)



TEAMS RECORDS

ONE GAME ONLY (CONTINUED)

SHOTS ON GOAL BY BOTH TEAMS IN ONE PERIOD

Most 35 (4-9-91 vs. Montreal, 2nd per.)

MOST PENALTY MINUTES

For 121 (4-9-88 vs. Boston)

Opp. 105 (4-9-88 vs. Boston)

Combine 226 (4-9-88 vs. Boston)

FASTEST TWO GOALS BY TEAM

For :14 (Mike Foligno and Sean McKenna, 4-5-84 vs. Quebec)

Against :08 (Eric Desjardins and Stephane Richer, 4-9-91 vs. Montreal)

Combine :05 (Gil Perreault/Buf. and Jim Hamilton/Pit., 4-14-79 vs. Pittsburgh)

FASTEST TWO GOALS BY ONE PLAYER

For :27 (Pierre Turgeon, 4-6-89 at Boston)

Against :27 (Guy Lafleur, 5-1-75 at Montreal)

FASTEST THREE GOALS BY TEAM

For 1:48 (Randy Wood, Dave Hannan and Bob Corkum, 4-29-92 vs. Boston)

Against 1:19 (Russ Courtnall twice and Mathieu Schneider, 4-3-91 at Montreal)

Combine :36 (Eric Desjardins/Mtl., Stephane Richer/Mtl. and Benoit Hogue/Buf., 4-9-91 vs. Montreal)

ONE GAME ONLY (CONTINUED)

FASTEST THREE GOALS BY ONE PLAYER

For 12:37 (Dave Andreychuk, 4-14-85 vs. Quebec)

Against 13:40 (Barry Pederson, 4-8-82 at Boston)

FASTEST FOUR GOALS

For 5:28 (4-27-98 vs. Philadelphia)

Against 2:52 (4-3-91 at Montreal)

Combine 2:38 (4-9-91 vs. Montreal)

FASTEST FIVE GOALS

For 14:37 (4-20-75 at Chicago)

Against 9:31 (4-3-91 at Montreal)

Combine 6:19 (5-11-97 vs. Philadelphia)

FASTEST GOAL FROM OPENING FACE-OFF:

For :09 (Derek Roy, 5-16-07 at Ottawa)

Opp. :14 (Kirk Muller, 5-6-93 vs. Montreal)

SHORTEST OVERTIME GAME

60:18 (Chris Drury/Buf. scored, 5-5-06 at Ottawa)

LONGEST OVERTIME GAME

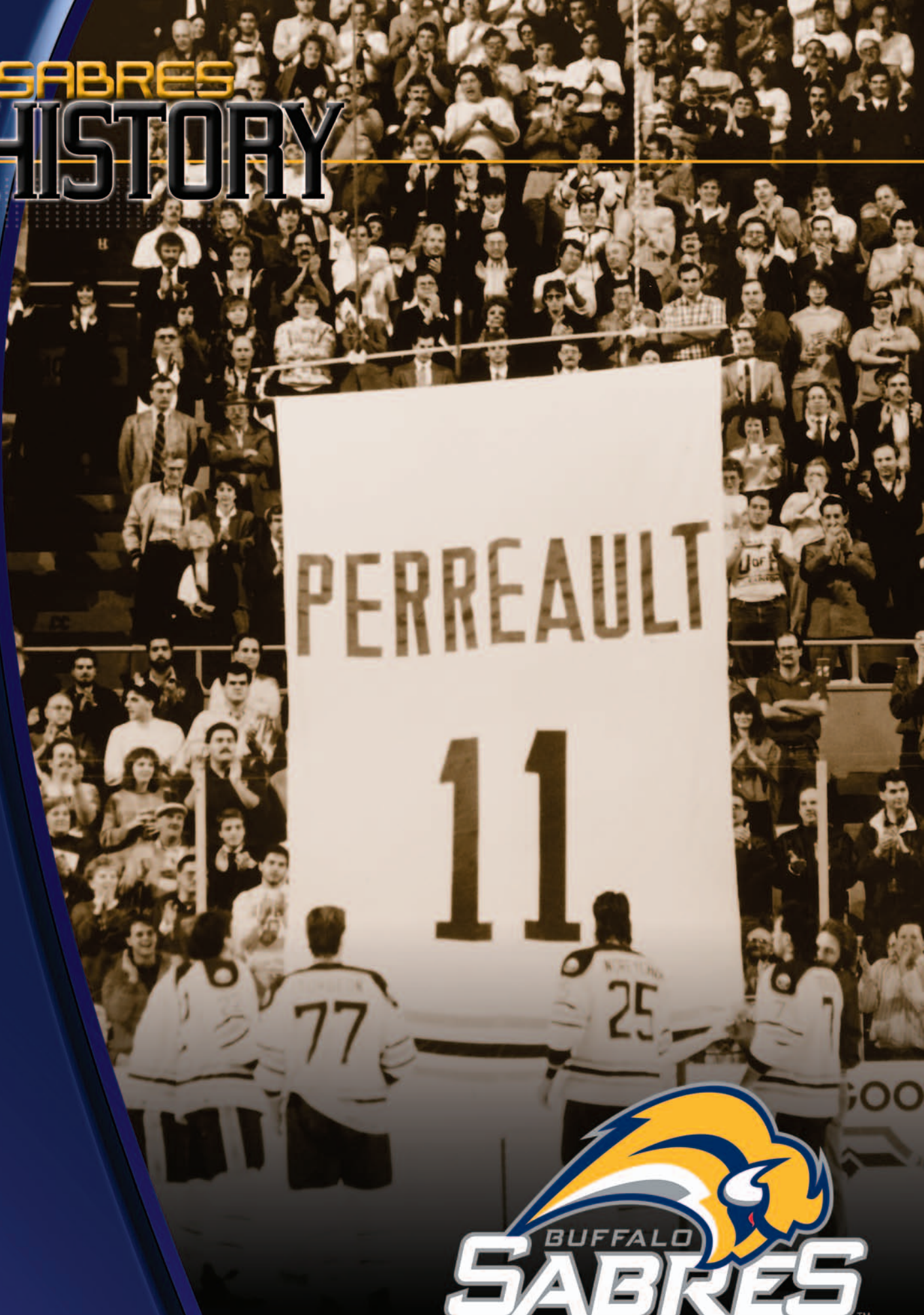
125:43 (Dave Hannan/Buf. scored, 4-27-94 vs. New Jersey)

MOST PLAYOFF POINTS VS. SABRES

PLAYER	GP	G	A	PTS
Ray Bourque	39	6	29	35
Rick Middleton	14	10	19	29
Barry Pederson	11	10	13	23
Adam Oates	17	4	18	22
Daniel Alfredsson	21	11	11	22
Rod Brind'Amour	22	11	11	22
Eric Desjardins	43	6	16	22
Stephane Richer	19	13	6	19
Bryan Trottier	16	3	14	17
Denis Potvin	16	5	12	17
Cam Neely	15	11	6	17
John LeClair	33	8	9	17



SABRES HISTORY





ALL-TIME UNIFORM NUMBERS

00

Martin Biron

01

John Blue, David Littman, Jacques Cloutier, Don Edwards, Roger Crozier

02

Tim Horton, Jim Watson

03

Michael Funk, James Patrick, Garry Galley, Dean Melanson, Grant Ledyard, Calle Johansson, Jim Hofford, Richie Dunn, Hannu Virta, Bill Stewart, Paul McIntosh, Jocelyn Guevremont, Mike Robitaille, Paul Terbenche, Tracy Pratt

04

Nolan Pratt, Brad Brown, Rhett Warrener, Mike Wilson, Bob Boughner, Grant Jennings, Alexei Zhitnik, Philippe Boucher, Uwe Krupp, Steve Dykstra, Jim Korn, Jerry Korab, Timo Jutila, Mark Renaud, John Van Boxmeer, Tracy Pratt, Mike McMahon

05

Toni Lydman, Jeff Jillson, Andy Delmore, Jason Woolley, Ed Ronan, Craig Muni, Mike Ramsey, John Van Boxmeer, Lee Fogolin, Larry Carriere, Larry Hillman, Doug Barrie

06

Jaroslav Spacek, Cory Sarich, Bob Boughner, Doug Houda, Keith Carney, Phil Housley, Ron Fischer, Jim Schoenfeld, Al Hamilton

07

Petr Svoboda, Kevin Haller, John Tucker, Mike Donnelly, Dale McCourt, Randy Cunneyworth, Rick Martin, Rene Robert, Cliff Schmutz

08

Rory Fitzpatrick, Geoff Sanderson, Darryl Shannon, Doug Bodger, Jim Jackson, Paul Cyr, Richard Hajdu, Don Lever, Dave Fenyves, Bob Mongrain, Real Cloutier, Tony McKegney, Jim Lorentz, Rick Martin, Dick Duff, Butch Deadmarsh, Bill Inglis

09

Derek Roy, Erik Rasmussen, Vaclav Varada, Viktor Gordiuk, Greg Brown, Scott Arniel, Gilles Hamel, Mike Moller, J.F. Sauve, Rick Dudley, Jacques Richard, Norm Gratton, Rick Martin, Butch Deadmarsh, Danny Lawson, Reggie Fleming

10

Henrik Tallinder, Brad May, Dale Hawerchuk, Craig Ramsay, Phil Goyette

11

Gilbert Perreault

12

Ales Kotalik, Domenic Pittis, Randy Burridge, Peter Ambroziak, Bob Errey, Peter Ciavaglia, Greg Paslawski, Scott Metcalfe, Rick Vaive, Ken Priestlay, Jody Gage, Sean McKenna, Andre Savard, Gary McAdam, Larry Mickey, Mike Byers, Skip Krake

13

Jiri Novotny, Vyacheslav Kozlov, Yuri Khmylev, Jim Schoenfeld

14

Dave Hannan, Jody Gage, Steve Ludzik, Mikael Andersson, Mike Moller, Alan Haworth, Rene Robert, Norm Gratton, Don Luce, Rod Zaine, Randy Wyrozub

15

Dainius Zubrus, Milan Bartovic, Dixon Ward, Sergei Petrenko, Greg Brown, Randy Wood, Lou Franceschetti, Kevin Haller, Doug Smith, Chris Langevin, Adam Creighton, Geordie Robertson, Yvon Lambert, Rob McClanahan, Mike Boland, Gary McAdam, Michel Deziel, Bryan McSheffrey, Gerry Meehan

16

Chris Taylor, Pat LaFontaine, Darrin Shannon, Mike Donnelly, Paul Brydges, Ric Seiling, Derek Smith, Peter McNab, Real Lemieux, Randy Wyrozub, Ron Anderson, Butch Deadmarsh

17

Marc-Andre Gagnani, J.P. Dumont, Randy Cunneyworth, Dixon Ward, Jason Dawe, Brent Hughes, Craig Simpson, Todd Simon, Colin Patterson, Mike Foligno, Gilles Hamel, John Gould, Rick Dudley, Derek Smith, Fred Stanfield, Bob Richer, Floyd Smith

18

Tim Connolly, Miroslav Satan, Michal Grosek, Wayne Presley, Dave Snuggerud, Bob Halkidis, Paul Cyr, Gilles Hamel, Danny Gare, Paul Terbenche, Kevin O'Shea

19

Tim Connolly, Norm Milley, Brian Holzinger, Randy Wood, Tony Tanti, Kevin Maguire, Bob Corkum, Doug Trapp, Bob Halkidis, Jim Wiemer, Sean McKenna, Jeff Eatough, Randy Cunneyworth, Derek Smith, Alex Tidey, Morris Titanic, Fred Stanfield, Steve Atkinson, Francois Lacombe, Brian Perry



20

Daniel Paille, Ales Kotalik, Jason Holland, Doug Houda, Bob Sweeney, Dave McLlwain, Mike Hartman, Don Lever, Brent Peterson, Kai Suikkanen, Don Luce, Dick Duff, Brian McDonald

21

Drew Stafford, Radoslav Hecl, Mike Hurlbut, Mark Astley, Scott Thomas, Christian Ruutu, Richie Dunn, Claude Verret, J.F. Sauve, Dave Schultz, Ron Schock, Brian Spencer, Ron Busniuk, John Gould, Hugh Harris, Terry Ball, Larry Mickey, Larry Keenan, Paul Andrea, Jean-Guy Lagace

22

Adam Mair, Wayne Primeau, Charlie Huddy, Craig Simpson, Rick Vaive, Lindy Ruff, Jocelyn Guevremont, Peter McNab, Doug Rombough, Ray McKay, Rod Zaine, Don Marshall

23

Chris Drury, Sean McMorow, Bill Houlder, Randy Hillier, Jiri Sejba, Ray Sheppard, Gates Orlando, Kai Suikkanen, Ron Fischer, Hannu Virta, Sean McKenna, Bob Hess, Randy Cunneyworth, Mike Ramsey, Ken Breitenbach, Larry Carriere, Joe Noris, Eddie Shack, John Gould, Rene Robert, Paul Terbenche

24

Taylor Pyatt, Paul Kruse, Dane Jackson, Philippe Boucher, Randy Moller, Jay Wells, Mike Donnelly, Steve Smith, Ed Hospodar, Bill Hajt, Gary Bromley, Peter McNab, Randy Wyrozub, John Gould, Ron Busniuk, Chris Evans, Ray McKay, Jean-Guy Talbot, Butch Deadmarsh

25

Mark Mancari, Mike Grier, Vaclav Varada, Rob Conn, Dave Andreychuk, Mal Davis, Jere Gillis, Bob Mongrain, Terry Martin, Craig Ramsay, Hap Myers, Brian Perry

26

Thomas Vanek, Eric Boulton, Derek Plante, Keith Carney, Dean Kennedy, Darrin Shannon, Richie Dunn, Bob Logan, Phil Russell, Pat Hughes, Dave Maloney, Steve Patrick, Val James, Ken Breitenbach, Alex Tidey, Derek Smith, Randy Wyrozub, Larry Keenan

27

Teppo Numminen, Michael Peca, Brad May, Larry Playfair, Joe Reekie, Wilf Paiement, Joe Kowal

28

Paul Gaustad, Jason Botterill, Donald Audette, Domenic Pittis, Dale DeGray, Mark Ferner, Jeff Parker, Tom Kurvers, Brian Engblom, Richard Hajdu, Paul Gardner, Bob Sauve, Ron Fischer, Jim Walsh, Gary Bromley, Rocky Farr, Dave Dryden, Terry Ball

29

Jason Pominville, Jaroslav Kristek, Bob Corkum, Vladimir Tsyplakov, Jason Holland, Paul Kruse, Darryl Shannon, Dane Jackson, Scott Pearson, Denis Tsygurov, Jeff Parker, Richie Dunn, Mark Ferner, Jeff Parker, Mal Davis, Dave Andreychuk, Jacques Cloutier, Val James, Mike Moller, Don Edwards, Gary Bromley

30

Ryan Miller, Dwayne Roloson, Andrei Trefilov, Clint Malarchuk, Tom Barrasso, Paul Harrison, Val James, Randy Ireland, Gerry Desjardins, Rocky Farr, Dave Dryden, Joe Daley

31

Bob Essensa, Steve Shields, Grant Fuhr, Daren Puppia, Joe Reekie, Dave Fenyves, Al Smith

32

Rob Ray, Scott Metcalfe, Don McSween, Norm Lacombe, Bob Mongrain, Gary McAdam, Wayne Ramsey

33

Mike Card, Doug Janik, Scott Pearson, Mark Astley, Bob Sweeney, Benoit Hogue, Jody Gage, Lee Fogolin, Jim Hofford, Phil Myre

34

Mike Weber, Jeff Jillson, Peter Skudra, Jean-Luc Grand-Pierre, Mike Wilson, Gord Donnelly, David Littman, Lou Franceschetti, Darren Eliot, Scott Metcalfe, Jim Korn, Adam Creighton

35

Jocelyn Thibault, Ty Conklin, Mika Noronen, Robb Stauber, Tom Draper, Darcy Wakaluk, Daren Puppia

36

Patrick Kaleta, Matthew Barnaby, Darcy Loewen, Jan Ludvig

37

Michael Ryan, Curtis Brown, Barrie Moore, Curtis Brown, Lou Franceschetti, Bill Houlder, Shawn Anderson

38

Nathan Paetsch, Domenic Pittis, Barrie Moore, Jay McKee, Joel Savage, Adam Creighton



ALL-TIME UNIFORM NUMBERS

39

Dominik Hasek, Brian Curran, Don McSween, Trent Kaese, Clark Gillies

40

Rumun Ndur, James Black, Mitch Molloy, Larry Playfair, Uwe Krupp

41

Clarke MacArthur, Stu Barnes, Dave Hannan, Ken Sutton, Brian Curran

42

Richard Smehlik, Mikko Makela, Bob Corkum, Brad Miller, Steve Dykstra

43

Martin Biron, Jason Dawe, Francois Guay

44

Andrej Sekera, Alexei Zhitnik, Doug Macdonald, Brad Miller, Jerry Korab

45

Dmitri Kalinin, Scott Nichol, Donald Audette

46

Dean Sylvester

47

Chris Thorburn, Bill Houlder

48

Daniel Briere, Brad May

51

Brian Campbell

52

Dave Andreychuk

55

Jochen Hecht, Denis Hamel, Reed Larson, Joe Reekie

56

Steve Bernier, Ken Priestlay

57

Steve Heinze

60

Paul Gaustad

61

Maxim Afinogenov

64

David Moravec

65

Mark Napier

71

Jochen Hecht

74

Jay McKee

76

Andrew Peters, Wayne Primeau

77

Chris Gratton, Pierre Turgeon

80

Geoff Sanderson

81

Miroslav Satan

83

Domenic Pittis

89

Alexander Mogilny

90

Joe Juneau, Clark Gillies

93

Doug Gilmour, Anatoli Semenov



RETIRED NUMBERS

The Buffalo Sabres have retired only six numbers since the franchise's inception in 1970. The first Sabre to have his number retired was Gilbert Perreault (#11) on Oct. 17, 1990. The combination of center Perreault, left wing Rick Martin and right wing Rene Robert was one of the greatest lines in hockey history and without a doubt the best in Buffalo Sabres' history. The three wore the blue and gold together from 1972 to 1979 and were labeled "The French Connection," a name whose familiarity was helped by the 1971 movie of the same name. The trio was honored as Martin (#7) and Robert (#14) joined Perreault in ceremonies to retire the numbers of Buffalo's famed "French Connection" on Nov. 15, 1995. The fourth Sabre to have his number retired was Tim Horton (#2) on Jan. 5, 1996. The Sabres retired two more numbers during the 2005-06 season. Right winger Danny Gare (#18) was honored on Nov. 22, 2005, while Pat LaFontaine's #16 was hoisted to the rafters on March 3, 2006.

11 GILBERT PERREAUULT

CENTER: (1970-71 TO 1986)
CAREER SABRES TOTALS:
*1,191 games played, 512 goals, 814 assists,
1,326 points (regular season), 90 games played,
33 goals, 70 assists, 103 points (playoffs)*

Gilbert Perreault can best be described as the "Original Sabre." The NHL Hall of Famer was Buffalo's first-ever draft choice and set the standard for all future Sabres to be measured. Perreault earned the Calder Trophy as the NHL's Rookie of the Year following his inaugural 1970-71 campaign. Even Perreault's uniform number bore the marks of an original Sabre, as it was #11 that came up on the wheel that gave Buffalo the first overall pick in the 1970 draft. Perreault's sportsmanship and outstanding play also helped him capture the Lady Byng Trophy in 1973. One of Perreault's six NHL All-Star games was the 1978 edition in Buffalo when he scored the game-winning goal 3:55 into overtime. He also served as the Sabres' team captain from 1981-82 until his November 1986 retirement. Perreault is a member of the Hockey Hall of Fame, as well as both the Buffalo Sabres and Greater Buffalo Sports Halls of Fame. Perreault is still the team's all-time leader in career (regular season) games played, goals, assists, points and game-winning goals. There was only one number 11 in Buffalo Sabres history and, rightfully so, will never be another.



RETIRED NUMBERS

14


RENE ROBERT

RIGHT WING (1971-72 TO 1978-79)

CAREER SABRES TOTALS:

524 games played, 222 goals, 330 assists, 552 points (regular season), 47 games played, 22 goals, 17 assists, 39 points (playoffs)

With the warm spring air mixing with “The Aud” ice, Rene Robert skated out of the mist and scored the famous “Fog Goal” by beating Flyers’ goalie Bernie Parent in overtime of game three of the 1975 Stanley Cup Finals. The historic goal might not have taken place if not for the Sabres’ persistence in acquiring Robert. His road to Buffalo started by the Sabres claiming him from Toronto, only to lose the winger to Pittsburgh in the Intra-League draft on June 8, 1971. The Sabres were then able to acquire the final component of “The French Connection” in a trade with the Penguins on March 4, 1972. Robert finished the 1974-75 regular season with 100 points, marking the first time in club annals that a player reached the century mark in points in one season. That season, Robert was voted by his teammates as Buffalo’s most valuable player. He later recorded another Sabres milestone by scoring the 2,000th goal in club history on Dec. 22, 1977. Robert still ranks as Buffalo’s fifth all-time assist leader with 330 in his career with the Sabres. Coincidentally, Robert had also once worn number 7 in the blue and gold. He played in both the 1973 and 1975 NHL All-Star games.



7


RICK MARTIN

LEFT WING (1971-72 TO 1980-81)

CAREER SABRES TOTALS:

681 games played, 382 goals, 313 assists, 695 points (regular season) 62 games played, 24 goals, 29 assists, 53 points (playoffs)

Buffalo Sabre fans saw Rick Martin in almost 750 regular season and playoff games between 1971 and 1981. Number 7’s career with the Sabres was highlighted by a Stanley Cup Finals appearance in 1974-75. That spring, Martin finished with 52 goals, one of which was the 1,000th in team history. The year prior, on the final night of the 1973-74 campaign, he recorded a hat trick at “The Aud” against St. Louis to become the first player in Sabres’ history to record 50 or more goals in one season. Martin even gave the hometown fans a reason to cheer in a game at “The Aud” in which he wasn’t even wearing a Sabres’ uniform. On Jan. 24, 1978, he scored the tying goal in the 31st NHL All-Star Game with just 1:39 left in regulation time to force overtime. That was just one of seven of the League’s showcase games he would appear in during his career. He still holds two single-season Sabres records and is tied for another. In addition, Martin remains in the top three in seven of Buffalo’s (regular season) career leaders categories.





2

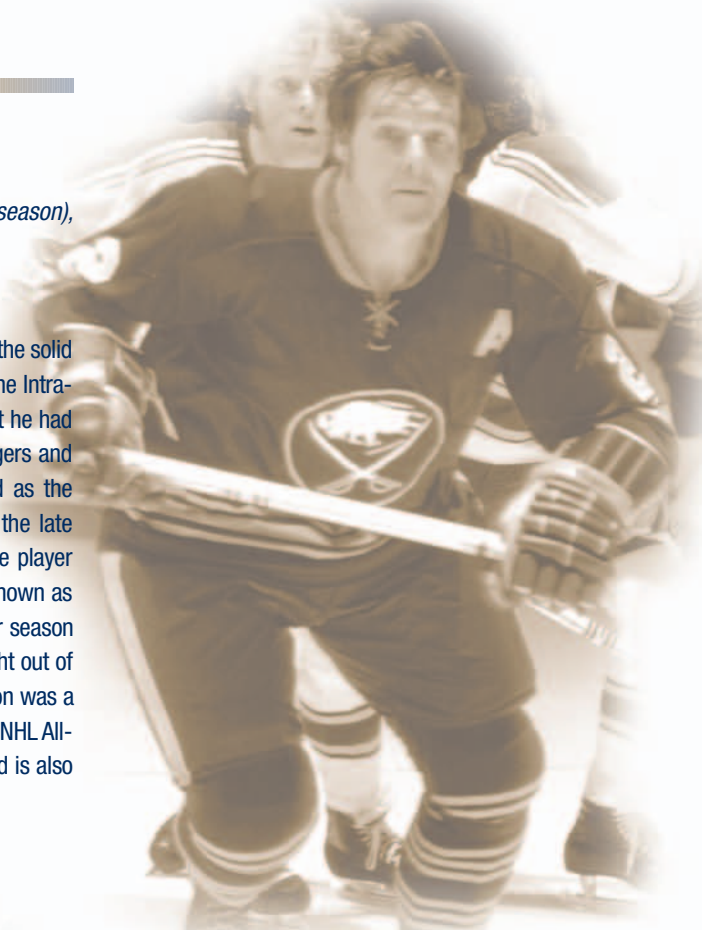
TIM HORTON

DEFENSE (1972-73 TO 1973-74)

CAREER SABRES TOTALS:

124 games played, 1 goal, 22 assists, 23 points (regular season), 6 games played, 0 goals, 1 assist, 1 point (playoffs)

Tim Horton skated in the Sabres' blue, white and gold for only two seasons, but the solid defenseman certainly made his mark on the team. Horton came to Buffalo in the Intra-League draft in June 1972 from Pittsburgh. Following that campaign, proof that he had made an impression on his fourth NHL club (also played for Toronto, N.Y. Rangers and Pittsburgh) came when he was named the recipient of the Memorial Award as the team's most valuable player as voted by his teammates. Today, in honor of the late defenseman, Horton's name is on the Buffalo award presented annually to the player whose performance is far superior to the public recognition he has received (known as the Unsung Hero Award before 1975). Horton saw action in 1,446 NHL regular season games plus 126 more in the postseason. Included in his playing days were eight out of nine complete 70-game seasons played between 1958-59 and 1966-67. Horton was a member of four Stanley Cup winning teams with Toronto and appeared in seven NHL All-Star games. Horton became a member of the Hockey Hall of Fame in 1977 and is also a member of the Buffalo Sabres Hall of Fame.



18

DANNY GARE

RIGHT WING (1971-72 TO 1980-81)

CAREER SABRES TOTALS:

503 games played, 267 goals, 233 assists, 500 points (regular season), 57 games played, 23 goals, 21 assists, 44 points (playoffs)

Danny Gare played his first game for the Sabres on October 10, 1974 against Boston, and scored just 18 seconds into his first NHL shift. He finished his rookie season with 62 points (31+31) and contributed 13 points (7+6) in the Sabres' run to the 1975 Stanley Cup Finals. Gare followed up his strong rookie campaign with his first of two fifty-goal seasons in 1975-76, when he netted 50 goals and 23 assists in 79 games, and chipped in two game-winning goals in the playoffs. That season, Gare recorded three of his 10 career hat tricks as a Sabre. In 1979-80, he scored a career-high 56 goals, including a club-record 11 game-winners. Rick Martin is the only other Sabre to have two fifty-goal seasons. With 267 goals as a Sabre, Gare holds the record for goals by a Sabres right wing. He finished his Sabres career with 500 points. Gare's career as a Sabre came to an end on Dec. 2, 1981 when he was traded to the Detroit Red Wings. He spent his final NHL season in Edmonton in 1986-87. The native of Nelson, B.C. finished his career with 685 points (354+331), and was elected into the Sabres Hall of Fame in 1994.





RETIRED NUMBERS

16 PAT LAFONTAINE

CENTER (1991-92 TO 1996-97)

CAREER SABRES TOTALS:

268 games played, 158 goals, 227 assists, 385 points (regular season), 19 games played, 12 goals, 15 assists, 27 points (playoffs)

Pat LaFontaine enjoyed an illustrious 15-year career before retiring from the NHL in 1998 as the second highest-scoring American-born player with 468 goals and 1,013 points. He was born in St. Louis, but grew up in the suburbs of Detroit, and is still considered one of the game's best playmakers, fastest skaters, and most humble of superstars. A member of the Hockey Hall of Fame in Toronto, LaFontaine began his career in 1983-84 with the New York Islanders. He had a career year for Buffalo in 1992-93 when he set Sabres records for points (148) and assists (95) in a season. After being sidelined by a serious knee injury for most of the 1993-94 season, he returned as team captain in 1994-95 and was awarded the Bill Masterton Trophy for perseverance and dedication to hockey. LaFontaine was with the Sabres from 1991-1997, finishing with 385 points (158+227) in 268 games. He completed the "Empire State Hat Trick" by playing for all three NHL organizations within New York State when he was traded to the Rangers in 1997. He remained one of the Rangers' leading scorers until injuries forced him to prematurely retire on August 11, 1998.


BUFFALO SABRES HALL OF FAME

The highest honor bestowed by the Buffalo Sabres is induction into the team's Hall of Fame. The Buffalo Sabres Hall of Fame Committee is comprised of: Peter Andrews, Rick Azar, Scott Bowman, Larry Felser, Bill Hajt, Rick Jeanneret, Archie Katzman, Jim Kelley, Ed Kilgore, Seymour H. Knox, IV, Harry Neale, Gary Polisseni, Wayne Redshaw, Floyd Smith and Bob Swados.

MEMBER	INDUCTION	MEMBER	INDUCTION	MEMBER	INDUCTION
Frank Christie	1980	Danny Gare	1994	Robert "Rip" Simonick	2000
Roger Crozier	1980	Jim Schoenfeld	1995	Jerry Korab	2001
George "Punch" Imlach	1980	Robert O. Swados	1995	Mike Racicot	2001
Tim Horton	1982	Ted Darling	1996	Mike Ramsey	2001
Fred T. Hunt	1982	Seymour H. Knox, III	1996	Mike Foligno	2004
David Forman	1986	Northrup R. Knox	1996	Dick Johnston	2004
Don Luce	1986	Jack Gatecliff	1998	Pat LaFontaine	2004
Craig Ramsay	1986	Larry Playfair	1998	Rudy Migay	2004
Richard Martin	1989	Don Edwards	2000	Robert E. Rich, Jr.	2004
Gilbert Perreault	1989	Bill Hajt	2000	George Strawbridge	2004
Rene Robert	1989	Wayne Redshaw	2000	Phil Housley	2007



Twelve people with connections to the Buffalo Sabres are members of the Hockey Hall of Fame. Sabres' co-founder Seymour H. Knox, III, along with former Sabre coaches Scotty Bowman, George "Punch" Imlach and Marcel Pronovost have all been honored with induction into the Hall of Fame. Joining the previous mentioned are former Sabre players Tim Horton, Gilbert Perreault, Dale Hawerchuk, Clark Gillies, Grant Fuhr, and Pat LaFontaine. Long-time team broadcaster Ted Darling was inducted in November 1994 upon receiving the Foster Hewitt Memorial Award for excellence in broadcasting.



PLAYERS CATEGORY

MEMBER	INDUCTION
Tim Horton	1977
Marcel Pronovost	1978
Gilbert Perreault	1990
Dale Hawerchuk	2001
Clark Gillies	2002
Grant Fuhr	2003
Pat LaFontaine	2003
Dick Duff	2006

BUILDERS CATEGORY

MEMBER	INDUCTION
George "Punch" Imlach	1984
Scotty Bowman	1991
Seymour H. Knox, III	1993

FOSTER HEWITT MEMORIAL AWARD

(Members of Radio & Television Industry)

MEMBER	INDUCTION
Ted Darling	1994

ELMER FERGUSON MEMORIAL AWARD

(Members of Newspaper Profession)

MEMBER	INDUCTION
Charlie Barton, Buffalo-Courier Express	1985
Dick Johnston, Buffalo News	1986
Jack Gatecliff, St. Catharines Standard	1995
Jim Kelley, Buffalo News	2004



SABRES FIRSTS

FIRST PLAYERS ON THE ICE:	.Roger Crozier, Paul Terbenche, Tracy Pratt, Ron Anderson, Hap Myers and Bill Inglis
FIRST GOAL:	.Jim Watson, Oct. 10, 1970 at Pittsburgh (5:01, second period)
FIRST ASSIST:	.Gerry Meehan, Oct. 10, 1970 at Pittsburgh on Jim Watson's goal
FIRST PENALTY:	.Gerry Meehan, Oct. 10, 1970 at Pittsburgh (holding, 7:54, first period)
FIRST GOAL BY OPPONENT:	.Wally Boyer of Pittsburgh, Oct. 10, 1970 (8:09, second period)
FIRST ASSIST BY OPPONENT:	.Duane Rupp of Pittsburgh, Oct. 10, 1970, on Boyer's goal
FIRST PENALTY BY OPPONENT:	.Duane Rupp of Pittsburgh, Oct. 10, 1970 (hooking, 1:41, first period)
FIRST POWER-PLAY GOAL:	.Gil Perreault, Oct. 10, 1970, at Pittsburgh (11:26, third period)
FIRST POWER-PLAY GOAL BY OPPONENT:	.Dave Balon of N.Y. Rangers, Oct. 14, 1970 at New York (15:52, third period)
FIRST SHORT-HANDED GOAL:	.Ron Anderson, October 23, 1970 vs. Detroit (13:40, third period)
FIRST MAJOR PENALTY:	.Brian McDonald, Oct. 10, 1970, at Pittsburgh (fighting, 8:01, third period)
FIRST MAJOR PENALTY BY OPPONENT:	.Bryan Hextall of Pittsburgh, Oct. 10, 1970 (fighting, 8:01, third period)
FIRST WIN:	.Oct. 10, 1970 (2-1 at Pittsburgh)
FIRST TIE:	.Oct. 18, 1970 (1-1 vs. Pittsburgh)
FIRST LOSS:	.Oct. 14, 1970 (3-0 at N.Y. Rangers)
FIRST SHUTOUT:	.Dec. 6, 1970 by Roger Crozier vs. Minnesota (1-0)
FIRST SHUTOUT BY OPPONENT:	.Oct. 14, 1970 by Ed Giacomin at N.Y. Rangers (3-0)
FIRST GOAL AT HOME:	.Oct. 18, 1970 by Gerry Meehan vs. Pittsburgh (5:48, second period)
FIRST HAT TRICK:	.Jan. 29, 1971 by Gil Perreault vs. California
FIRST HAT TRICK BY OPPONENT:	.Dec. 22, 1970 by Dave Balon of N.Y. Rangers
FIRST TWO-GOAL GAME:	.Oct. 27, 1970 by Randy Wyrozub vs. Vancouver
FIRST MULTIPLE-POINT GAME:	.Oct. 10, 1970 by Gerry Meehan vs. Pittsburgh (two assists)

SABRES FIRSTS

FIRST GAME:	.April 4, 1973 at Montreal (lost 2-1)
FIRST GOAL:	.Craig Ramsay, April 4, 1973 at Montreal (3:13, second period)
FIRST ASSIST:	.Don Luce, April 4, 1973 at Montreal on Ramsay's goal
FIRST PENALTY:	.Larry Hillman, April 4, 1973 at Montreal (6:21, first period)
FIRST MAJOR PENALTY:	.Larry Mickey, April 5, 1973 at Montreal (17:19, first period)
FIRST POWERPLAY GOAL:	.Rick Martin, April 5, 1973 at Montreal (16:48, first period)
FIRST SHORT-HANDED GOAL:	.Don Luce, May 3, 1975 at Montreal (6:42, first period)
FIRST GAME-WINNING GOAL:	.Gil Perreault, April 8, 1973 vs. Montreal (5-1)
FIRST GOAL BY OPPONENT:	.Jacques Lemaire of Montreal, April 4, 1973 (17:01, second period)
FIRST HAT TRICK:	.Jim Lorentz, April 9, 1977 at Minnesota
FIRST HAT TRICK BY OPPONENT:	.Yvon Cournoyer of Montreal, April 5, 1973 at Montreal
FIRST WIN:	.April 8, 1973 vs. Montreal (5-1)
FIRST SHUTOUT:	.April 9, 1980 vs. Vancouver (6-0, Bob Sauve)
FIRST TIME SHUT OUT:	.May 1, 1975 by Montreal (7-0, Ken Dryden)
FIRST SERIES WIN:	.4 games to 1 vs. Chicago (April 1975)
FIRST SERIES SWEEP:	.2 games to 0 vs. Minnesota (April 1977)



ALL-TIME CAPTAINS

PLAYER	TIME PERIOD	PLAYER	TIME PERIOD
Floyd Smith	(1970-71)	Stu Barnes	(2001-03)
Gerry Meehan	(1971-74)	Miroslav Satan	(October 2003)
Jim Schoenfeld	(1974-77)	Chris Drury	(November 2003)
Danny Gare	(1977-82)	James Patrick	(December 2003)
Gilbert Perreault	(1982-87)	J.P. Dumont	(January 2004)
Lindy Ruff	(1987-89)	Daniel Briere	(February 2004; 2005-2007)
Mike Foligno	(1989-91)	Chris Drury	(March 2004; 2005-2007)
Mike Ramsey	(1991-92)	Jochen Hecht	(Oct. 2007; Jan. 2008)
Pat Lafontaine	(1992-97)	Toni Lydman	(November 2007)
Alexander Mogilny*	(11/93-4/29/94)	Jaroslav Spacek	(December 2007)
Michael Peca	(1997-2000)	Jason Pominville	(March/April 2008)

*-due to injury to Lafontaine

ALL-TIME SABRES COACHES

NAME	REGULAR SEASON					PLAYOFFS			
	GAMES	W	L	T/OT	Pct.	G	W	L	Pct.
Punch Imlach (10/70-1/72)	119	32	62	25	0.378	0	0	0	0
Joe Crozier (1/72-5/74)	192	77	80	35	0.492	6	2	4	0.333
Floyd Smith (5/74-5/77)	241	143	62	36	0.688	32	16	16	0.500
Marcel Pronovost (10/77-12/78)	104	52	29	23	0.611	8	3	5	0.375
Billy Inglis (12/78-6/79)	56	28	18	10	0.589	3	1	2	0.333
Scotty Bowman (6/79-5/80, 10/81-12/81, 3/82-5/85, 1/86-11/86)	404	210	134	60	0.594	36	18	18	0.500
Roger Neilson (10/80-5/81)	80	39	20	21	0.618	8	4	4	0.5
Jim Roberts (12/81-3/82)	45	21	16	8	0.555	0	0	0	0
Jim Schoenfeld (6/85-1/86)	43	19	19	5	0.500	0	0	0	0
Craig Ramsay (11/86-12/86)	21	4	15	2	0.238	0	0	0	0
Ted Sator (12/86-4/89)	207	96	89	22	0.571	11	3	8	0.273
Rick Dudley (10/89-12/91)	188	85	72	31	0.535	12	4	8	0.333
John Muckler (12/91-6/95)	268	125	109	34	0.530	27	11	16	0.407
Ted Nolan (7/95-5/97)	164	73	72	19	0.503	12	5	7	0.417
Lindy Ruff (7/97-present)	820	397	331	103	0.533	88	52	36	0.597
TOTALS	2952	1401	1128	434	0.551	227	110	117	0.485

ALL-TIME SABRES ASSISTANT COACHES

PLAYER	TIME PERIOD	PLAYER	TIME PERIOD
Scott Arniel	2002-03 to 2005-06	Craig Ramsay	1984-85 to 1986-87
Red Berenson	1982-83 to 1983-84	Mike Ramsey	1997-98 to 1999-2000
Joe Crozier	1984-85	Jim Roberts	1979-80 to 1983-84
Don Lever	1987-88 to 1989-90, 1992-93 to 2001-02	Barry Smith	1985-86 to 1988-89
Terry Martin	1995-96	Ron Smith	1980-81
Brian McCutcheon	2000-01 to present	Paul Theriault	1996-97
Roger Neilson	1979-80	John Tortorella	1989-90 to 1994-95
James Patrick	2006-07 to present	John Van Boxmeer	1990-91 to 1991-92



NHL AWARDS WON BY SABRES

NHL AWARD

Presidents' Trophy (Team Award)

Hart Memorial Trophy

Art Ross Trophy

Calder Memorial Trophy

James Norris Memorial Trophy

Vezina Trophy

Conn Smythe Trophy

Lady Byng Memorial Trophy

Frank J. Selke Trophy

William M. Jennings Trophy

Lester B. Pearson Award

Jack Adams Award

Bill Masterton Memorial Trophy

Lester Patrick Trophy

King Clancy Memorial Trophy

SABRES TO WIN AWARD

2006-07

Dominik Hasek (1997, 1998)

None

Gilbert Perreault (1971)

Tom Barrasso (1984)

None

Bob Sauve & Don Edwards (1980)

Tom Barrasso (1984)

Dominik Hasek (1994, 1995, 1997, 1998, 1999, 2001)

None

Gilbert Perreault (1973)

Craig Ramsay (1985)

Michael Peca (1997)

Tom Barrasso & Bob Sauve (1985)

Dominik Hasek & Grant Fuhr (1994)

Dominik Hasek (2001)

Dominik Hasek (1997, 1998)

Ted Nolan (1997)

Lindy Ruff (2006)

Don Luce (1975)

Pat LaFontaine (1995)

1980 U.S. Olympic Hockey Team (Mike Ramsey &

Rob McClanahan, 1980)

Seymour H. Knox III & Pat LaFontaine (1997)

Rob Ray (1999)

ADDITIONAL HONORS AWARDED TO THE SABRES

YEAR

HONOR

2007-08

Selected to Eastern Conference All-Star Team: Brian Campbell

2006-07

Voted to NHL Second All-Star Team: Thomas Vanek, LW

Voted in as All-Star Game starters: Ryan Miller, Brian Campbell, Daniel Briere

Selected as First Star of the Month: Ryan Miller (October, 2006)

Selected as Rookie of the Month: Drew Stafford (March, 2007)

Selected as First Star of the Week: Maxim Afinogenov (October 16-22, 2006)

2005-06

Jack Adams Award: Lindy Ruff

Selected as NHL Defensive Player of the Week: Ryan Miller (Dec. 19-25, 2005, Jan. 31-Feb 5, 2006)

2003-04

Selected to Future Stars Game At All-Star Game: Derek Roy

Selected as NHL Defensive Player of the Week: Martin Biron (October 20-26, 2003)

2002-03

Selected to Eastern Conference All-Star Team: Miroslav Satan

Selected to Future Stars Game At All-Star Game: Ryan Miller, Henrik Tallinder, Taylor Pyatt

Selected as NHL Player of the Week: Miroslav Satan (December 1-7, 2002)

Selected as NHL Rookie of the Month: Ales Kotalik (January, 2003)

2001-02

Selected to World All-Star Team: Alexei Zhitnik

Selected to Future Stars Game At All-Star Game: Tim Connolly



YEAR	HONOR
2000-01	Vezina Trophy: Dominik Hasek William M. Jennings Trophy: Dominik Hasek
1999-00	Selected as NHL Player of the Week: Dominik Hasek (April 3-9, 2000) Selected as NHL Player of the Week: Martin Biron (November 1-7, 1999)
1998-99	Vezina Trophy: Dominik Hasek King Clancy Trophy: Rob Ray Official NHL First-Team All-Star Goaltender: Dominik Hasek Selected to World All-Stars Team for NHL All-Star Game: Dominik Hasek (20 MINS, 4 GA, Starting Goaltender, Leading Votegetter); Alexei Zhitnik Selected as NHL Player of the Month: Dominik Hasek (December, 1998) Selected as NHL Player of the Week: Dominik Hasek (Nov. 30- Dec. 6, 1998, December 7-13, 1998, & April 5-11, 1999) Selected as NHL Player of the Week: Miroslav Satan (February 15-21, 1999 & March 15-21, 1999)
1997-98	Hart Trophy: Dominik Hasek Lester B. Pearson Award: Dominik Hasek Vezina Trophy: Dominik Hasek Official NHL First-Team All-Star Goaltender: Dominik Hasek Selected to World All-Stars Team for NHL All-Star Game: Dominik Hasek (20 MINS, 3 GA, Starting Goaltender) Selected as NHL Player of the Month: Dominik Hasek (December, 1997 & February, 1998) Selected as NHL Player of the Week: Dominik Hasek (December 1-7, 1997)
1996-97	Adams Award: Ted Nolan Hart Trophy: Dominik Hasek Lester B. Pearson Award: Dominik Hasek Vezina Trophy: Dominik Hasek Selke Trophy: Michael Peca Lester Patrick Trophy: Seymour H. Knox III & Pat LaFontaine Official NHL First-Team All-Star Goaltender: Dominik Hasek Selected to Eastern Conference Team for NHL All-Star Game: Dominik Hasek (20 MINS, 1 GA)
1995-96	Selected to Eastern Conference Team for NHL All-Star Game: Dominik Hasek (20 MINS, 1 GA, Winning Goaltender)
1994-95	Bill Masterton Trophy: Pat LaFontaine Vezina Trophy: Dominik Hasek Official NHL First-Team All-Star Goaltender: Dominik Hasek
1993-94	Jennings Trophy: Dominik Hasek & Grant Fuhr Vezina Trophy: Dominik Hasek Official NHL First-Team All-Star Goaltender: Dominik Hasek Selected to Eastern Conference Team for NHL All-Star Game: Alexander Mogilny Selected as NHL Co-Player of the Month: Dominik Hasek (December, 1993)



ADDITIONAL HONORS AWARDED TO THE SABRES

YEAR	HONOR
1992-93	Elected to Hall of Fame: Seymour H. Knox III Selected as NHL Co-Player of the Month: Alexander Mogilny (January, 1993) Official NHL Second-Team All-Star Center: Pat LaFontaine Official NHL Second-Team All-Star Right Wing: Alexander Mogilny Selected to Wales Conference Team for NHL All-Star Game: Alexander Mogilny (1 goal, 1 assist), Pat LaFontaine (1 goal)
1991-92	Selected as NHL Co-Player of the Month: Pat LaFontaine (January, 1992) Selected to Wales Conference Team for NHL All-Star Game: Alexander Mogilny (1 goal, 1 assist)
1990-91	Elected to Hall of Fame: Scott Bowman Selected to Wales Conference Team for NHL All-Star Game: Uwe Krupp
1989-90	Elected to Hall of Fame: Gilbert Perreault Official NHL Second-Team All-Star Goaltender: Daren Puppa Selected to Wales Conference Team for All-Star Game: Pierre Turgeon (2 goals), Dave Andreychuk (1 goal, 1 assist), Daren Puppa (31 MIN, 4 GA), Phil Housley (1 assist)
1988-89	Selected to Wales Conference Team for NHL All-Star Game: Phil Housley
1987-88	Official NHL All-Rookie Team Right Wing: Ray Sheppard Official NHL All-Rookie Team Defense: Calle Johansson Selected to Wales Conference Team for NHL All-Star Game: Christian Ruuttu Selected as NHL Player of the Month: Tom Barrasso (January, 1988) Selected as NHL Rookie of the Month: Ray Sheppard (February, 1988)
1986-87	Selected to NHL's All-Star Team for Rendez-Vous '87: Mike Ramsey
1985-86	Selected to Wales Conference Team for NHL All-Star Game: Mike Ramsey
1984-85	Selke Trophy: Craig Ramsay Jennings Trophy: Tom Barrasso & Bob Sauve Official NHL Second-Team All-Star Goaltender: Tom Barrasso Selected to Wales Conference Team for NHL All-Star Game: Tom Barrasso (30 MIN, 2 GA), Bill Hajt (did not play due to injury), Mike Ramsey
1983-84	Vezina Trophy: Tom Barrasso Calder Trophy: Tom Barrasso Elected to Hall of Fame: Punch Imlach Official NHL All-Star First-Team Goaltender: Tom Barrasso Official NHL All-Rookie Team Goaltender: Tom Barrasso Selected to Wales Conference Team for NHL All-Star Game: Gilbert Perreault, Phil Housley (1 assist)
1982-83	Official NHL All-Rookie Team Defenseman: Phil Housley Selected to Wales Conference Team for NHL All-Star Game: Mike Ramsey
1981-82	Selected to Wales Conference Team for NHL All-Star Game: John Van Boxmeer (did not play due to injury), Mike Ramsey



YEAR	HONOR
1980-81	Selected to Wales Conference Team for NHL All-Star Game: Danny Gare, Bill Hajt (did not play due to injury) Coach of Wales Conference Team for NHL All-Star Game: Scott Bowman
1979-80	Vezina Trophy: Don Edwards & Bob Sauve Official NHL All-Star Second-Team Goaltender: Don Edwards Official NHL All-Star Second-Team Defenseman: Jim Schoenfeld Official NHL All-Star Second-Team Right Wing: Danny Gare Selected to Wales Conference Team for NHL All-Star Game: Gilbert Perreault (1 assist), Danny Gare, Jim Schoenfeld, Don Edwards
1978-79	Selected to NHL Challenge Cup All-Star Team: Gilbert Perreault (1 goal, 1 assist), Jim Schoenfeld
1977-78	Elected to NHL Hall of Fame: Marcel Pronovost Official NHL All-Star Second-Team Goaltender: Don Edwards Selected to Wales Conference Team for NHL All-Star Game: Gilbert Perreault (game-winning goal in overtime), Rick Martin (1 goal)
1976-77	Elected to NHL Hall of Fame: Tim Horton Charlie Conacher Memorial Trophy: Jim Lorentz Official NHL All-Star Second-Team Left Winger: Rick Martin Official NHL All-Star Second-Team Center: Gilbert Perreault Selected to Wales Conference Team for NHL All-Star Game: Gerry Desjardins (29 MIN, 2 GA), Gilbert Perreault (1 assist), Rick Martin (2 goals), Jim Schoenfeld Most Valuable Player in All-Star Game: Rick Martin
1975-76	Official NHL All-Star Second-Team Left Winger: Rick Martin Official NHL All-Star Second-Team Center: Gilbert Perreault Selected to Wales Conference Team for NHL All-Star Game: Rick Martin (1 goal, 2 assists), Jerry Korab, Craig Ramsay Coach of Wales Conference Team for NHL All-Star Game: Floyd Smith
1974-75	Bill Masterton Trophy: Don Luce Official NHL All-Star First-Team Left Winger: Rick Martin Official NHL All-Star Second-Team Right Winger: Rene Robert Selected to Wales Conference Team for NHL All-Star Game: Rick Martin (1 assist), Rene Robert, Gilbert Perreault, Jerry Korab, Don Luce (1 goal)
1973-74	Official NHL All-Star First-Team Left Winger: Rick Martin Selected to East Division Team for NHL All-Star Game: Rick Martin, Dave Dryden (30 MIN, 5 GA), Gilbert Perreault
1972-73	Lady Byng Trophy: Gilbert Perreault Selected to East Division Team for NHL All-Star Game: Rick Martin, Rene Robert (1 goal)
1971-72	Selected to East Division Team for NHL All-Star Game: Rick Martin, Gilbert Perreault
1970-71	Calder Trophy: Gilbert Perreault Selected to East Division Team for NHL All-Star Game: Gilbert Perreault



SABRES ALL-TIME ANNOUNCED ATTENDANCE

YEAR	REGULAR SEASON			PLAYOFFS		
	GP	ATTENDANCE	AVERAGE	GP	ATTENDANCE	AVERAGE
1970-71	39	379,121	9,721	0	0	0
1971-72	39	597,622	15,324	0	0	0
1972-73	39	609,570	15,632	3	47,004	15,668
1973-74	39	611,052	15,668	0	0	0
1974-75	40	626,720	15,668	9	142,767	15,863
1975-76	40	657,320	16,433	5	82,165	16,433
1976-77	40	657,320	16,433	3	49,299	16,433
1977-78	40	657,320	16,433	4	65,732	16,433
1978-79	40	657,320	16,433	2	32,866	16,433
1979-80	40	657,320	16,433	7	115,031	16,433
1980-81	40	656,307	16,408	5	70,386	14,077
1981-82	40	619,400	15,585	2	30,043	15,022
1982-83	40	515,766	12,894	4	65,732	16,433
1983-84	40	566,562	14,164	2	32,866	16,433
1984-85	40	613,441	15,336	2	30,828	15,414
1985-86	40	587,635	14,691	0	0	0
1986-87	40	527,241	13,181	0	0	0
1987-88	40	571,088	14,277	3	49,299	16,433
1988-89	40	572,648	14,316	2	32,866	16,433
1989-90	40	634,692	15,867	3	49,076	16,359
1990-91	40	626,171	15,654	3	45,010	15,003
1991-92	40	615,668	15,392	3	44,069	14,690
1992-93	41	614,227	14,981	4	65,300	16,325
1993-94	41	602,779	14,702	3	46,889	15,630
1994-95	24	361,537	15,064	2	29,486	14,743
1995-96	41	563,271	13,738	0	0	0
1996-97	41	693,379	16,912	7	130,165	18,595
1997-98	41	641,034	15,635	7	130,165	18,595
1998-99	41	737,275	17,982	10	185,950	18,595
1999-00	41	736,174	17,955	2	37,380	18,690
2000-01	41	731,438	17,840	7	130,276	18,611
2001-02	41	705,468	17,207	0	0	0
2002-03	41	564,827	13,776	0	0	0
2003-04*	41	626,843	15,289	0	0	0
2005-06*	41	690,474	16,841	8	149,520	18,690
2006-07	41	766,290	18,690	9	168,210	18,690
2007-08**	41	765,817	18,678	0	0	0

HSBC Arena increased capacity from 18,595 to 18,690 to start the 1999-00 season due to reconfiguration of the arenas handicapped seating.

* - one game held at Blue Cross Arena, Rochester, NY

** - one game held at Ralph Wilson Stadium, Orchard Park, NY (71, 217)

*Longest sellout streak including playoffs: 359
(October 15, 1972 to November 12, 1980)*



SABRES DRAFT SELECTIONS

YEAR	RD.	NO.	POS.	AMATEUR TEAM
1970	1	1	C	Montreal Jr. Canadiens
	2	15	LW	Brandon Wheat Kings
	3	29	D	Toronto Marlboros
	4	43	C	Edmonton Oil Kings
	5	57	F	Shawinigan Bruins
	6	71	D	Niagara Falls Flyers
	7	84	G	Boston University
	8	97	C	St. Catharines Black Hawks
	9	107	C	Drummondville Rangers
1971	1	5	LW	Montreal Jr. Canadiens
	2	19	LW	Peterborough TPT's
	3	33	D	Saskatoon Blades
	4	47	C	Three Rivers Dukes
	5	61	D	Clarkson University
	6	75	C	Quebec Remparts
1972	1	5	D	Niagara Falls Flyers
	2	25	D	Loyola Univ. (Montreal)
	3	37	D	Calgary Centennials
	4	53	D	Sorel Black Hawks
	5	69	G	Oshawa Generals
	6	85	RW	University of Denver
1973	1	12	LW	Sudbury Wolves
	2	28	D	Quebec Remparts
	3	44	LW	Quebec Remparts
	4	60	LW	Quebec Remparts
	5	76	RW	Peterborough TPT's
	6	92	RW	Peterborough TPT's
	7	108	D	University of Denver
	8	124	RW	University of Vermont
1974	1	11	D	Oshawa Generals
	2	29	RW	Calgary Centennials
	3	47	LW	Sorel Black Hawks
	4	65	D	Peterborough TPT's
	5	83	D	St. Catharines Black Hawks
	6	101	D	Brown University
	7	119	RW	Laval National
	8	136	LW	Quebec Remparts
	9	153	LW	Hamilton Red Wings
	10	168	C	Ottawa 67's
	11	183	C	Tokyo Katanas
	12	196	LW	Cornwall Royals
1975	1	17	G	Laval National
	2	35	D	St. Catharines Black Hawks
	3	44	LW	London Knights
	3	53	RW	St. Catharines Black Hawks
	4	71	D	Calgary Centennials
	5	89	G	Kitchener Rangers
	6	107	LW	Regina Pats
	7	125	D	Ottawa 67's
	8	143	RW	Lethbridge Broncos
	9	159	RW	Oshawa Generals
10	174	G	University of Notre Dame	



SABRES DRAFT SELECTIONS

YEAR	RD.	NO.	POS.	AMATEUR TEAM	
1976					
		2	33	LW	Hamilton Fincups
		4	69	LW	Edmonton Oil Kings
		5	87	D	Hamilton Fincups
	6	105	D	Three Rivers Draveurs	
1977					
		1	14	RW	St. Catharines Fincups
		2	32	C	Medicine Hat Tigers
		4	68	D	Niagara Falls Flyers
		5	86	G	Laval National
		6	104	D	Brandon Wheat Kings
1978					
		1	13	D	Portland Winter Hawks
		2	32	LW	Kingston Canadiens
		3	49	LW	University of Minnesota
		4	66	D	Sudbury Wolves
		5	82	G	Portland Winter Hawks
		6	99	LW	Cornwall Royals
		7	116	C	London Knights
		8	133	C	University of Minnesota
	9	150	C	Calgary Wranglers	
1979					
		1	11	D	University of Minnesota
		2	32	D	Lethbridge Broncos
		3	53	D	Victoria Cougars
		3	55	G	Three Rivers Draveurs
		4	74	LW	Laval National
	5	95	C	Sherbrooke Beavers	
	6	116	G	Brandon Wheat Kings	
1980					
		1	20	RW	Brandon Wheat Kings
		2	41	RW	Lethbridge Broncos
		3	56	RW	Sherbrooke Beavers
		3	62	C	Jefferson (Minn.) H.S.
		4	83	D	Peterborough Petes
		5	104	D	Sault St. Marie Greyhounds
		6	125	D	Sorel Black Hawks
		7	146	G	T.P.S. (Finland)
		8	167	C	Ottawa 67's
	9	188	C	Peterborough Petes	
	10	209	LW	Irondale (Minn.) H.S.	
1981					
		1	17	RW	Czechoslovakia
		2	38	D	T.P.S. (Finland)
		3	59	LW	Kingston Canadiens
		3	60	D	Calgary Wranglers
		4	80	RW	Cornwall Royals
		4	83	LW	Timra (Sweden)
		5	101	C	T.P.S. (Finland)
		6	122	D	Ottawa 67's
		7	143	D	T.P.S. (Finland)
	8	164	C	Providence College	
	9	185	D	Niagara Falls Flyers	
	10	206	RW	Prince Albert	
1982					
		1	6	D	South St. Paul (Minn.) H.S.
	1	9	LW	Victoria Cougars	



SABRES DRAFT SELECTIONS

1982	RD.	NO.	POS.	AMATEUR TEAM
Andreychuk, Dave	1	16	C	Oshawa Generals
Anderson, Mike	2	26	C	North St. Paul (Minn.) H.S.
Johansson, Jens	2	30	D	Pitea (Sweden)
Jutila, Timo	4	68	D	Tappara (Finland)
Hamilton, Jeff	4	79	C	Providence College
Logan, Bob	5	100	RW	West Island
Parker, Jeff	6	111	C	Mariner (Minn.) H.S.
Gustavsson, Jacob	6	121	G	Almtuna (Sweden)
Bishop, Alan	7	142	D	Niagara Falls Flyers
Verret, Claude	8	163	C	Three Rivers Draveurs
Norman, Rob	9	184	RW	Cornwall Royals
Craig, Mike	10	205	G	Billings Bighorns
Plankers, Jim	11	226	D	Cloquet (Minn.) H.S.
1983	RD.	NO.	POS.	AMATEUR TEAM
Barrasso, Tom	1	5	G	Acton-Boxborough H.S.
Lacombe, Normand	1	10	RW	Univ. of New Hampshire
Creighton, Adam	1	11	C	Ottawa 67's
Tucker, John	2	31	C	Kitchener Rangers
Hajdu, Richard	2	34	LW	Kamloops Jr. Oilers
Puppa, Daren	4	74	G	Kirkland Lake Intermediates
Meyer, Jayson	5	94	D	Regina Pats
Hofford, James	6	114	D	Windsor Spitfires
Ruuttu, Christian	7	134	C	IFK, Helsinki (Finland)
McSween, Don	8	154	D	Redford (Mich.) Royals
Hoover, Tim	9	174	D	Sault St. Marie Greyhounds
Ferner, Mark	10	194	D	Kamloops Blazers
Krupp, Uwe	11	214	D	Kolner (West Germany)
Hamelin, Marc	12	234	G	Shawinigan Cataracts
Salfi, Kermit	12	235	LW	Northwood Prep H.S.
1984	RD.	NO.	POS.	AMATEUR TEAM
Andersson, Mikael	1	18	LW	Vastra Frolunda (Sweden)
Trapp, Doug	2	39	LW	Regina Pats
Sheppard, Ray	3	60	RW	Cornwall Royals
Halkidis, Bob	4	81	D	London Knights
Rampton, Joey	5	102	LW	Sault Ste. Marie Greyhounds
Gasseau, James	6	123	D	Drummondville
Wakaluk, Darcy	7	144	G	Kelowna Wings
Stambert, Orwar	8	165	D	Djurgardens (Sweden)
McKinnon, Brian	10	207	C	Ottawa 67's
Delcourt, Grant	11	228	RW	Kelowna Wings
Baker, Sean	12	249	LW	Seattle Breakers
1985	RD.	NO.	POS.	AMATEUR TEAM
Johansson, Calle	1	14	D	Vastra Frolunda (Sweden)
Hogue, Benoit	2	35	C	St. Jean Beavers
Gretzky, Keith	3	56	C	Windsor Compuware Spitfires
Moylan, Dave	4	77	D	Sudbury Wolves
Priestlay, Ken	5	98	C	Victoria Cougars
Reekie, Joe	6	119	D	Cornwall Royals
Matikainen, Petri	7	140	D	Sapko (Finland)
Kaese, Trent	8	161	RW	Lethbridge Broncos
Sejba, Jiri	9	182	LW	Dukla Jihlava (Czech.)
Sutton, Boyd	10	203	C	Stratford Jr. B
Larose, Guy	11	224	C	Guelph Platers
Baumgartner, Ken	12	245	D	Prince Albert Raiders
1986	RD.	NO.	POS.	AMATEUR TEAM
Anderson, Shawn	1	5	D	Team Canada
Brown, Greg	2	26	D	St. Marks H.S.
Corkum, Bob	3	47	RW	University of Maine



SABRES DRAFT SELECTIONS

1986	RD.	NO.	POS.	AMATEUR TEAM
Kerr, Kevin	3	56	RW	Windsor Compuware Spitfires
Baseggio, David	4	68	D	Yale University
Rooney, Larry	5	89	D	Thayer
Baldris, Miguel	6	110	D	Shawinigan Cataracts
Hartman, Mike	7	131	RW	North Bay Centennials
Guay, Francois	8	152	LW	Laval Titans
Whitham, Shawn	9	173	D	Providence College
Rein, Kenton	10	194	G	Prince Albert Raiders
Arndt, Troy	11	215	D	Portland Winter Hawks
Capello, Jeff	S1	5	LW	University of Vermont
Cullen, John	S2	10	C	Boston University
1987	RD.	NO.	POS.	AMATEUR TEAM
Turgeon, Pierre	1	1	C	Granby Bisons
Miller, Brad	2	22	D	Regina Pats
MacVicar, Andrew	3	53	LW	Peterborough Petes
Bradley, John	4	84	G	New Hampton H.S.
Pergola, David	5	85	RW	Belmont Hill H.S.
Marshall, Chris	6	106	LW	Boston College H.S.
Flanigan, Paul	7	127	D	New Hampton H.S.
Dooley, Sean	8	148	D	Groton
Roberts, Tim	8	153	C	Deerfield Academy
Tkachuk, Grant	9	169	LW	Saskatoon Blades
Herbers, Ian	10	190	D	Swift Current Broncos
Littman, David	11	211	G	Boston College
MacIlsac, Allan	12	232	LW	Guelph Platers
Snuggerud, Dave	S1	1	LW	University of Minnesota
de Carle, Mike	S2	6	RW	Lake Superior St.
1988	RD.	NO.	POS.	AMATEUR TEAM
Savage, Joel	1	13	RW	Victoria Cougars
Loewen, Darcy	3	55	LW	Spokane Chiefs
Carney, Keith	4	76	D	Mt. St. Charles H.S.
Mogilny, Alexander	5	89	RW	ZSKA Moscow
Ray, Rob	5	97	LW	Cornwall Royals
Di Vita, David	6	106	D	Lake Superior State
McLaughlin, Mike	6	118	LW	Choate
Griffith, Mike	7	139	RW	Ottawa 67's
Ruoho, Daniel	8	160	D	Madison Memorial H.S.
Flaherty, Wade	9	181	G	Victoria Cougars
Nieman, Thomas	11	223	RW	Choate
Wallwork, Robert	12	244	C	Miami (Ohio) University
Davies, Clarke	S3	18	D	Ferris State University
1989	RD.	NO.	POS.	AMATEUR TEAM
Haller, Kevin	1	14	D	Regina Pats
Thomas, Scott	3	56	RW	Nichols (N.Y.) H.S.
MacDonald, Doug	4	77	C	University of Wisconsin
Sutton, Ken	5	98	D	Saskatoon Blades
Pye, Bill	6	107	G	Northern Michigan University
Barkley, Mike	6	119	RW	University of Maine
Plante, Derek	8	161	C	Cloquet (Minn.) H.S.
Audette, Donald	9	183	RW	Laval Titans
Astley, Mark	10	194	D	Lake Superior State
Nelson, John	10	203	C	Toronto Marlboros
Henderson, Todd	11	224	G	Thunder Bay
Bavis, Michael	12	245	RW	Cushing Academy
Boyce, Ian	S3	19	LW	University of Vermont
1990	RD.	NO.	POS.	AMATEUR TEAM
May, Brad	1	14	LW	Niagara Falls Thunder
McCarthy, Brian	4	82	C	Pingree H.S. (Mass.)



SABRES DRAFT SELECTIONS

YEAR	RD.	NO.	POS.	AMATEUR TEAM	
1990					
		5	97	D	Vitkovice (Czech.)
		5	100	G	Peterborough (OHL)
		5	103	D	University of North Dakota
		7	142	LW	Krylja Sovetov
		8	166	D	Zetor Brno (Czech.)
		9	187	LW	Niagara Falls Thunder
		10	208	RW	Laval Titans
		11	229	LW	Belmont Hill (Mass.) H.S.
		12	250	C	Lethbridge Hurricanes
	S3	24	C	University of North Dakota	
1991					
		1	13	D	Granby Bisons
		2	35	LW	Peterborough Petes
		3	57	LW	Sudbury Wolves
		4	72	LW	Ottawa 67's
		5	101	G	Univ. of Michigan
		6	123	D	Sudbury Wolves
		6	124	C	Detroit Red Wings Jr. A
		7	145	D	Ottawa 67's
		8	162	D	Jihlava (Czech.)
		9	189	LW	Sault St. Marie Greyhounds
		10	211	RW	St. Lawrence University
		11	233	RW	Krylja (U.S.S.R.)
		12	255	D	Lake Superior State
	S3	19	RW	Michigan Tech	
1992					
		1	11	D	Medicine Hat (WHL)
		2	35	LW	Zvolen (Czech)
		3	59	C	Plzen (Czech)
		4	80	D	St. Hyacinthe (QMJHL)
		4	83	LW	Beauport (QMJHL)
		5	107	G	Jokerit (Finland)
		5	108	LW	Krylja (CIS)
		6	131	C	North Bay (OHL)
		8	179	C	Tri-City (WHL)
		9	203	C	Niagara Falls (OHL)
	10	227	RW	Sault St. Marie (OHL)	
	11	251	LW	Cornwall (OHL)	
1993					
		2	38	D	Lada Togliatti (CIS)
		3	64	RW	Phillips Andover Academy
		5	116	LW	Nitra (EUR)
		6	142	D	Moose Jaw (WHL)
		7	168	LW	Dynamo Moscow (CIS)
		8	194	C	Victoria (WHL)
		9	220	LW	Sudbury (OHL)
		10	246	G	Calgary Royals (Tier 2)
	11	272	C	Portland (WHL)	
1994					
		1	17	C	Owen Sound (OHL)
		2	43	C	Moose Jaw (WHL)
		3	69	D	Guelph (OHL)
		5	121	D	Medicine Hat (WHL)
		6	147	D	Medicine Hat (WHL)
		7	168	G	Granby (QMJHL)
		7	173	D	Prince Albert (WHL)
	7	176	RW	Peterborough (OHL)	
	8	199	LW	Kamloops (WHL)	



SABRES DRAFT SELECTIONS

YEAR	RD.	NO.	POS.	AMATEUR TEAM
1994				
1995				
1996				
1997				
1998				
1999				



SABRES DRAFT SELECTIONS

YEAR	RD.	NO.	POS.	AMATEUR TEAM
1999				
2000				
2001				
2002				
2003				
2004				
2005				



SABRES DRAFT SELECTIONS

2005	RD.	NO.	POS.	AMATEUR TEAM
Gagnani, Marc-Andre	3	87	D	PEI (QMJHL)
Butler, Chris	4	96	D	Sioux City (USHL)
Gerbe, Nathan	5	142	C	US Under-18 (USDL)
Dennis, Adam	6	182	G	London (OHL)
Buravchikov, Vyacheslav	6	191	D	Kryja (Russia)
Orpik, Andrew	7	227	D	Thayer Academy (USHSE)
2006	RD.	NO.	POS.	AMATEUR TEAM
Persson, Dennis	1	24	D	Vasteras Jr. (Sweden)
Enroth, Jhonas	2	46	G	Sodertalje (Sweden)
Weber, Mike	2	57	D	Windsor (OHL)
Schutz, Felix	4	117	C	Saint John (QMJHL)
Biega, Alex	5	147	D	Salisbury (USHS)
Breault, Benjamin	7	207	C	Baie Comeau (QMJHL)
2007	RD.	NO.	POS.	AMATEUR TEAM
Brennan, T.J.	2	31	D	St. John's (QMJHL)
Schiestel, Drew	2	59	D	Mississauga (OHL)
Tropp, Corey	3	89	F	Sioux Falls (USHL)
Eidsness, Bradley	5	139	G	Okotoks (AJHL)
Allard, Jean-Simon	5	147	C	St. John's (QMJHL)
Byron, Paul	6	179	C	Gatineau (QMJHL)
Eno, Nick	7	187	G	Green Mountain (EJHL)
MacKenzie, Drew	7	209	D	The Taft School (USHS)
2008	RD.	NO.	POS.	AMATEUR TEAM
Myers, Tyler	1	12	D	Kelowna (WHL)
Ennis, Tyle	1	26	LW	Medicine Hat (WHL)
Adam, Luke	2	44	LW	St. John's (WHL)
Fienhage, Cory	3	81	D	Eastview (USHS)
Jokinen, Justin	4	101	RW	Cloquet (USHS)
Southern, Jordon	4	104	D	PEI (QMJHL)
Lagace, Jacob	5	134	LW	Chicoutimi (QMJHL)
Crawford, Nick	6	164	D	Saginaw (OHL)

S in round number refers to the supplemental draft.



DATE	TRANSACTION
6-9-70	Selected Kevin O'Shea, Cliff Schmutz, Brian McDonald and Bill Inglis in the Inter-League Draft.
6-9-70	Claimed Joe Daley on waivers from Pittsburgh.
6-10-70	Selected Tom Webster, Al Hamilton, Don Marshall, Tracy Pratt, Jim Watson, Francois Lacombe, Phil Goyette, Reg Fleming, Mike McMahon, Skip Krake, Jean-Guy Lagace, Craig Cameron, Chris Evans, Doug Barrie, Gerry Meehan, Paul Terbenche, Brian Perry, Howie Menard, Rocky Farr and Gary Edwards in the NHL Expansion Draft.
6-10-70	Traded Tom Webster to Detroit for Roger Crozier.
6-10-70	Purchased Ted Hodgson from the N.Y. Rangers.
9-2-70	Purchased Floyd Smith and Brent Imlach from Toronto.
10-2-70	Traded Craig Cameron to St. Louis for Ron Anderson.
10-9-70	Purchased Dave Dryden from Pittsburgh.
10-19-70	Purchased Bill Sutherland from Philadelphia.
10-19-70	Traded Bill Sutherland to St. Louis for future considerations.
11-2-70	Claimed Steve Atkinson on waivers from Boston.
11-2-70	Claimed Paul Andrea on waivers from California.
11-3-70	Claimed Bob Baun on waivers from Detroit.
11-4-70	Traded Bob Baun to St. Louis for Jean-Guy Talbot and Larry Keenan.
11-25-70	Traded Mike McMahon to Los Angeles for Eddie Shack and Dick Duff.
12-28-70	Lost Cliff Schmutz on waivers to Philadelphia.
1-24-71	Traded Jean-Guy Legace to Pittsburgh for Terry Ball.
5-25-71	Traded Joe Daley to Detroit for Don Luce and Mike Robitaille.
6-8-71	Selected Danny Lawson from Minnesota, Rod Zaine from Pittsburgh, Rene Robert and Ken Murray from Toronto, Ray McKay from Chicago, Tom Miller from Detroit and Hugh Harris from Montreal and lost Don Marshall to Toronto, Gary Edwards to Los Angeles and Rene Robert to Pittsburgh in Intra-League Draft.
11-16-71	Traded Larry Keenan to Philadelphia for Larry Mickey.
12-16-71	Traded Doug Barrie and Mike Keeler to Los Angeles for Mike Byers and Larry Hillman.
1-14-72	Traded a second-round draft choice in 1972 (Larry Sacharuk) to the New York Rangers for Jim Lorentz.
3-3-72	Lost Kevin O'Shea on waivers to St. Louis.
3-4-72	Traded Eddie Shack to Pittsburgh for Rene Robert.
3-5-72	Traded Chris Evans to St. Louis for George Morrison and a second-round draft choice in 1972 (Larry Carriere).
3-5-72	Sold Phil Goyette to the N.Y. Rangers.
6-5-72	Acquired Tim Horton from Pittsburgh in Intra-League Draft.
6-6-72	Lost Tom Miller and Ken Murray to the N.Y. Islanders and Rod Zaine to Atlanta in the Expansion Draft.
6-18-72	Purchased Rod Busniuk from Montreal.
2-14-73	Traded Butch Deadmarsh to Atlanta for Norm Gratton.
6-12-73	Lost Ray McKay to California and acquired Joe Noris from St. Louis in the Intra-League Draft.
6-14-73	Traded Jake Rathwell to St. Louis for Paul Curtis.
12-27-73	Traded Tracy Pratt and John Gould to Vancouver for Jerry Korab.
1-21-74	Traded Paul Curtis to the N.Y. Rangers for Real Lemieux.
3-10-74	Traded Doug Rombough to the N.Y. Islanders for Brian Spencer.
6-10-74	Lost Ron Busniuk to Detroit in Intra-League Draft.
6-12-74	Lost Paul Terbenche to Kansas City and Steve Atkinson and Randy Wyrozub to Washington in the Expansion Draft.
10-14-74	Traded Gerry Meehan and Mike Robitaille to Vancouver for Jocelyn Guevremont and Bryan McSheffrey.
1-27-75	Traded Norm Gratton and a third-round draft choice in 1976 (Ron Zanussi) to Minnesota for Fred Stanfield.
3-3-75	Traded the rights to Garry Lariviere to the N.Y. Islanders for the rights to Gerry Desjardins.
10-1-75	Sold Rocky Farr to Kansas City.



SABRES MAJOR TRANSACTIONS

DATE	TRANSACTION
10-1-75	Traded Larry Carriere, a first-round draft choice in 1976 (Greg Carroll) and cash to Atlanta for Jacques Richard.
6-11-76	Traded the rights to free agent Peter McNab to Boston for the rights to free agent Andre Savard.
3-3-77	Sold Roger Crozier to Washington.
9-20-77	Traded Brian Spencer to Pittsburgh for Ron Schock.
2-6-79	Traded Gary McAdam to Pittsburgh for Dave Schultz.
3-12-79	Traded Jocelyn Guevremont to the N.Y. Rangers for a third-round draft choice in 1979 (Jacques Cloutier) and a third-round draft choice in 1980 (Sean McKenna).
6-13-79	Lost Lee Fogolin and Ron Areshenkoff to Edmonton, Terry Martin to Quebec and Dave Given to Hartford in the Expansion Draft.
10-5-79	Traded Rene Robert to Colorado for John Van Boxmeer.
11-13-79	Traded Alex Tidey to Edmonton for John Gould.
3-10-80	Traded Jerry Korab to Los Angeles for a first-round draft choice in 1982 (Phil Housley).
10-30-80	Traded Bill Stewart to St. Louis for Bob Hess and a fourth-round draft choice in 1981 (Anders Wickenberg).
1-12-81	Lost Rick Dudley on waivers to Winnipeg.
3-10-81	Traded Rick Martin to Los Angeles for a third-round draft choice in 1981 (Colin Chisholm) and a first-round draft choice in 1983 (Tom Barrasso).
3-10-81	Traded Don Luce to Los Angeles for a sixth-round draft choice in 1982 (Jeff Parker) and cash.
10-5-81	Acquired Yvon Lambert from Montreal and lost Rob McClanahan to Hartford in Waiver Draft.
12-2-81	Traded Jim Schoenfeld, Danny Gare and Derek Smith to Detroit for Mike Foligno, Dale McCourt and Brent Peterson.
12-2-81	Traded Bob Sauve to Detroit for a conditional first-round draft choice (Sauve was returned to the Sabres after the 1981-82 season).
2-8-82	Acquired Paul Harrison on waivers from Pittsburgh.
6-9-82	Traded Alan Haworth and a third-round draft choice in 1982 (Milan Novy) to Washington for a second-round draft choice (Mike Anderson) and a fourth-round draft choice (Timo Jutila) in 1982.
6-9-82	Traded Don Edwards, Richie Dunn, a second-round draft choice in 1982 (Rich Kromm) and a first-round draft choice in 1983 (Dan Quinn) to Calgary for a first-round draft choice (Paul Cyr) and second-round draft choice (Jens Johansson) in 1982 and a first-round draft choice (Norm Lacombe) and a second-round draft choice in 1983 (John Tucker).
6-9-82	Traded a 12th-round draft choice in 1982 (Marco Callas) to Washington for a 12th-round draft choice in 1983 (Kermit Salfi)
6-6-83	Traded Tony McKegey, Andre Savard, J.F. Sauve and a third-round draft choice in 1983 (Iirvo Jarvi) to Quebec for Real Cloutier and a first-round draft choice in 1983 (Adam Creighton).
10-3-83	Lost John Van Boxmeer to Quebec in the Waiver Draft.
12-6-84	Traded Steve Patrick and Jim Wiemer to the N.Y. Rangers for Dave Maloney and Chris Renaud.
9-9-85	Purchased Don Lever from New Jersey.
10-4-85	Traded Randy Cunneynworth and Mike Moller to Pittsburgh for Pat Hughes.
10-7-85	Lost Brent Peterson to Vancouver in the Waiver Draft.
10-15-85	Traded Bob Sauve to Chicago for a third-round draft choice in 1985 (Kevin Kerr).
1-30-86	Traded Larry Playfair, Sean McKenna and Ken Baumgartner to Los Angeles for Brian Engblom and Doug Smith.
3-11-86	Traded a 12th-round draft choice in 1986 (Doug Kirton) to New Jersey for Phil Russell.
4-22-86	Traded a third-round draft choice in 1987 (Ross Wilson) to Los Angeles for an eighth-round draft choice in 1987 (Tim Roberts) and future considerations.
6-21-86	Traded Gilles Hamel to Winnipeg for Scott Arniel.
10-3-86	Traded Brian Engblom to Calgary for Jim Korn.
10-6-86	Acquired Clark Gillies from the N.Y. Islanders and Wilf Paiement from the N.Y. Rangers while losing Pat Hughes to St. Louis and Mal Davis to Los Angeles in the Waiver Draft.
10-7-86	Traded Ric Seiling to Detroit for future considerations.
11-19-86	Traded a second-round draft choice in 1988 (Martin St. Amour) to Montreal for Tom Kurvers.
3-6-87	Traded Norm Lacombe, the professional rights to Wayne Van Dorp and a fourth-round draft choice in 1987 (Peter Eriksson) to Edmonton for Mark Napier, Lee Fogolin and a fourth-round draft choice in 1987 (John Bradley).
5-22-87	Traded Jim Korn to New Jersey for Jan Ludvig.



DATE	TRANSACTION
6-13-87	Traded Tom Kurvers to New Jersey for a third-round draft choice in 1987 (Andrew MacVicar) and a 10th-round draft choice in 1989 (Mark Astley).
10-5-87	Acquired Ed Hospodar from Philadelphia and Kevin Maguire from Toronto and lost Dave Fenyves to Philadelphia in the Waiver Draft.
10-13-87	Traded Andy Ristau to Minnesota for a sixth-round draft choice in 1988 (David Di Vita).
12-31-87	Traded Paul Cyr and a 10th-round draft choice in 1988 (Eric Fenton) to the N.Y. Rangers for Mike Donnelly and a fifth-round draft choice in 1988 (Alexander Mogilny).
2-11-88	Traded Steve Dykstra and a seventh-round draft choice in 1989 (Davis Payne) to Edmonton for Scott Metcalfe and a ninth-round draft choice in 1989 (Donald Audette).
10-3-88	Acquired Steve Smith from Calgary and lost Doug Smith to Edmonton and Jim Hofford to Los Angeles in the Waiver Draft.
10-3-88	Acquired Wayne Van Dorp from Pittsburgh for a seventh-round draft choice in 1990 (Pat Neaton).
10-21-88	Traded Bob Logan and a ninth-round draft choice in 1989 (Jim Giacini) to Los Angeles for Larry Playfair.
11-12-88	Traded Tom Barrasso and a third-round draft choice in 1990 (Joe Dziedzic) to Pittsburgh for Doug Bodger and Darrin Shannon.
12-26-88	Traded Adam Creighton and future considerations to Chicago for Rick Vaive and future considerations.
2-16-89	Traded Wayne Van Dorp to Chicago for a seventh-round draft choice in 1990 (Viktor Gordioun).
3-6-89	Traded Calle Johansson and a second-round draft choice in 1989 (Byron Dafoe) to Washington for Clint Malarchuk, Grant Ledyard and a sixth-round draft choice in 1991 (Brian Holzinger).
3-7-89	Traded Lindy Ruff to the N.Y. Rangers for a fifth-round draft choice in 1990 (Richard Smehlik).
6-1-89	Traded Mark Ferner to Washington for Scott McCrory.
6-17-89	Traded Joe Reekie to the N.Y. Islanders for a sixth-round draft choice in 1989 (Bill Pye).
9-29-89	Traded Jacques Cloutier and a sixth-round draft choice in 1990 (Derek Edgerly) to Chicago for Steve Ludzik and a fifth-round draft choice in 1990 (Todd Bojcun).
10-2-89	Lost Mikael Andersson to Hartford in the Waiver Draft.
10-4-89	Traded a fourth-round draft choice in 1991 (Keith Redmond) to Los Angeles for Dean Kennedy.
11-24-89	Traded Bob Halkidis and future considerations to Los Angeles for Dale DeGray and future considerations.
1-5-90	Traded John Tucker to Washington for future considerations.
3-5-90	Traded Kevin Maguire and a second-round draft choice in 1990 (Mikael Renberg) to Philadelphia for Jay Wells and a fourth-round draft choice in 1991 (Peter Ambroziak).
6-16-90	Traded Phil Housley, Scott Arniel, Jeff Parker and a first-round draft choice in 1990 (Keith Tkachuk) to Winnipeg for Dale Hawerchuk and a first-round draft choice in 1990 (Brad May).
7-3-90	Purchased John Tucker from the Washington Capitals.
7-9-90	Traded Ray Sheppard to the N.Y. Rangers for cash and future considerations.
9-30-90	Traded Mike Donnelly to Los Angeles for Mikko Makela. Traded Shawn Anderson to Washington for Bill Houlder.
12-17-90	Traded Mike Foligno and an eighth-round draft choice in 1991 (Thomas Kucharcik) to Toronto for Lou Franceschetti and Brian Curran.
1-21-91	Traded John Tucker to the N.Y. Islanders for future considerations.
3-5-91	Traded the rights to Ken Priestley to Pittsburgh for Tony Tanti. Acquired Steve Weeks from Vancouver for future considerations.
5-26-91	Traded Darcy Wakaluk to Minnesota for an eighth-round draft choice in 1991 (Jiri Kuntos).
5-30-91	Lost Greg Paslawski to San Jose in the expansion draft.
6-22-91	Acquired Tom Draper from Winnipeg for future considerations (Buffalo's seventh-round choice in 1992 - Artur Oktyabrev).
10-11-91	Traded Darrin Shannon, Dean Kennedy and Mike Hartman to Winnipeg for Dave McLlwain, Gord Donnelly, Winnipeg's fifth-round choice (Yuri Khmylev) in 1992 and future considerations.
10-24-91	Acquired Colin Patterson from Calgary for future considerations.
10-25-91	Traded Pierre Turgeon, Uwe Krupp, Dave McLlwain and Benoit Hogue to the N.Y. Islanders for Pat LaFontaine, Randy Wood and Randy Hillier.
3-9-92	Traded Dave Snuggerud to San Jose for Wayne Presley. Traded Jay Wells to the N.Y. Rangers for Randy Moller.
3-10-92	Traded Kevin Haller to Montreal for Petr Svoboda. Acquired Dave Hannan from Toronto for a sixth-round draft choice (Chris Deruiter) in 1992.



SABRES MAJOR TRANSACTIONS

DATE	TRANSACTION
6-15-92	Traded Christian Ruuttu and future considerations to Winnipeg for Stephane Beauregard.
6-18-92	Lost Darcy Loewen and Brad Miller to Ottawa in the expansion draft.
8-7-92	Traded Stephane Beauregard and future considerations (fourth-round pick in 1993 - Eric Daze) to Chicago for Dominik Hasek.
2-3-93	Traded Dave Andreychuk, Daren Puppa, and the team's first-round draft choice in 1993 (Kenny Jonsson) to Toronto for Grant Fuhr and the Maple Leafs' fifth-round pick (Kevin Popp) in the 1995 Entry Draft.
3-22-93	Traded Mike Ramsey to the Pittsburgh Penguins for Bob Errey.
6-24-93	Lost Bill Houlder and Bob Corkum to Anaheim in the expansion draft.
9-1-93	Traded Jozef Cierny and a future draft choice (fourth round in 1994 - Jussi Tarvainen) to Edmonton for Craig Simpson.
9-30-93	Traded Tom Draper to the New York Islanders for future considerations (Steve Plouffe, 7th-round choice, 1994 Entry Draft).
10-27-93	Traded Keith Carney and a future draft choice (sixth-round pick in 1995 - Marc Magliarditi) to Chicago for Craig Muni and Chicago's fifth-round choice in 1995 (Daniel Bienvenue).
12-15-93	Traded Gord Donnelly to the Dallas Stars for James Black and a conditional draft choice in 1994 (Steve Webb).
7-8-94	Acquired Kevin McClelland from the Winnipeg Jets in exchange for future considerations.
7-26-94	Traded Sean O'Donnell to the Los Angeles Kings for Doug Houda.
1-18-95	Lost Randy Wood to Toronto in the Waiver Draft.
2-14-95	Traded Philippe Boucher, Grant Fuhr, and Denis Tsygurov to Los Angeles for Charlie Huddy, Robb Stauber, Alexei Zhitnik, and a fifth-round draft choice in 1995 (Marian Menhart).
4-7-95	Traded Petr Svoboda to Philadelphia for Garry Galley. Traded Ken Sutton to Edmonton for Scott Pearson.
7-8-95	Traded Alexander Mogilny and a fifth-round draft choice in 1995 (Todd Norman) to Vancouver for Mike Peca, Mike Wilson, and a first-round draft choice in 1995 (Jay McKee).
10-2-95	Lost Bob Sweeney to N.Y. Islanders and claimed Brent Hughes from Boston and Rob Conn from New Jersey in the Waiver Draft.
11-16-95	Traded Doug Bodger to San Jose for Vaclav Varada, Martin Spanhel, Philadelphia's fourth-round draft pick in 1996 (Mike Martone), and either the Flyers' or Toronto's first-round draft pick in 1996 (to be determined by Philadelphia prior to the draft).
2-1-96	Acquired Bob Boughner from the Florida Panthers in exchange for a conditional fourth-round draft choice in 1996 (Chris Allen).
2-15-96	Traded Craig Muni and the first-round draft pick in the 1996 draft (Daniel Briere) acquired in the three-team trade in November, 1995 involving San Jose, Philadelphia, and Buffalo, in exchange for Darryl Shannon and Michal Grosek.
3-19-96	Traded Charlie Huddy and a seventh-round draft pick in 1996 (Daniel Corso) to the St. Louis Blues for Denis Hamel.
3-20-96	Traded Dave Hannan to the Colorado Avalanche for a sixth-round draft choice in the 1996 NHL Entry Draft. Also traded Yuri Khmylev and an eighth-round pick in 1996 (Andrei Podkonicky) to St. Louis for a second-round draft choice in 1996 (Cory Sarich), a third-round pick in 1997, and defenseman Jean-Luc Grand-Pierre.
3-18-97	Traded Barrie Moore and Craig Millar to Edmonton in exchange for Miroslav Satan.
9-24-97	Acquired Jason Woolley from the Pittsburgh Penguins in exchange for a 1998 fifth-round draft choice (Robert Scuderi).
9-29-97	Traded Pat LaFontaine to the New York Rangers in exchange for a second-round draft pick in 1998 (Andrew Peters) and future considerations.
11-12-97	Traded Andrei Trefilov to the Chicago Blackhawks for an undisclosed 1998 draft choice.
2-4-98	Acquired Geoff Sanderson from the Vancouver Canucks in exchange for Brad May and a third-round draft pick in 1999.
3-24-98	Acquired Paul Kruse and Jason Holland from the N.Y. Islanders in exchange for Jason Dawe. Note: Holland was assigned to Rochester following trade.
6-18-98	Acquired Kay Whitmore, a second-round draft choice in 1998 (Jaroslav Kristek) and future considerations from the San Jose Sharks in exchange Steve Shields and a fourth-round draft pick in 1998 (Miroslav Zalesak). Note: Did not extend qualifying offer to Whitmore (on 7-1-98), making goaltender an unrestricted free agent.
6-26-98	Bob Boughner selected by the Nashville Predators in the 1998 Expansion Draft held in Buffalo.
12-18-98	Rumun Ndur claimed off waivers by N.Y. Rangers. Traded Donald Audette to the Los Angeles Kings in exchange for a 1999 second-round draft choice (Milan Bartovic).
3-11-99	Acquired Stu Barnes from the Pittsburgh Penguins in exchange for Matthew Barnaby.
3-23-99	Acquired Joe Juneau and a 1999 third-round draft choice (Tim Preston) from the Washington Capitals in exchange for Alexei Tezikov. Traded Mike Wilson to the Florida Panthers in exchange for Rhett Warrener and a 1999 fifth-round draft choice (Ryan Miller). Traded Derek Plante to the Dallas Stars in exchange for a 1999 second-round draft choice (Michael Zigomanis).



DATE	TRANSACTION
6-25-99	Darryl Shannon selected by Atlanta Thrashers in the 1999 Expansion Draft. Sent Dean Sylvester to the Atlanta Thrashers for future considerations.
1-23-00	Acquired Vladimir Tsyplakov from Los Angeles in exchange for an eighth round draft choice in the 2000 NHL Entry Draft.
3-10-00	Acquired Chris Gratton and a second-round draft choice in 2001 from Tampa Bay in exchange for Wayne Primeau, Brian Holzinger, Cory Sarich, and a third-round selection in the 2000 NHL Entry Draft. Acquired Doug Gilmour and Jean-Pierre Dumont from Chicago in exchange for Michal Grosek.
6-23-00	Dwayne Roloson and Geoff Sanderson selected by Columbus in the 2000 Expansion Draft. Sent Jean-Luc Grand-Pierre, Matt Davidson, and fifth-round picks in 2000 and 2001 Entry Draft to Columbus in exchange for future considerations
3-13-01	Acquired RW Donald Audette from Atlanta for C Kamil Piros and a fourth-round pick in 2001 NHL Entry Draft; acquired Steve Heinze from Columbus for a third-round draft pick in 2001 NHL Entry Draft
6-24-01	Traded C Michael Peca to the NY Islanders for C Tim Connolly and LW Taylor Pyatt
7-1-01	Traded G Dominik Hasek to Detroit for LW Vyacheslav Kozlov, a first-round draft pick in the 2002 NHL Draft and future considerations.
6-22-02	Traded LW Vyacheslav Kozlov and the 41st pick in the 2002 NHL Entry Draft to Atlanta for the 31st and 82nd picks in the 2002 NHL Entry Draft; Acquired C Jochen Hecht from Edmonton for the 31st and 82nd picks in the 2002 NHL Entry Draft.
7-24-02	Acquired C Adam Mair and a fifth-round draft choice in the 2003 NHL Entry Draft from Los Angeles in exchange for Erik Rasmussen.
11-16-02	Traded D Jason Woolley to Detroit for future considerations.
2-25-03	Acquired C Jakub Klepis from Ottawa in exchange for RW Vaclav Varada and a fifth-round draft pick in 2003 NHL Entry Draft.
3-10-03	Traded C Stu Barnes to Dallas for C Mike Ryan and Dallas' second-round draft choice in the 2003 NHL Entry Draft.
3-10-03	Traded RW Rob Ray to Ottawa for future considerations.
3-11-03	Acquired C Daniel Briere and Phoenix's third-round selection in the 2004 NHL Entry Draft for C Chris Gratton and Buffalo's fourth-round choice in the 2004 Entry Draft.
7-3-03	Acquired C Steven Reinprecht from Colorado in exchange for D Keith Ballard; Acquired C Chris Drury and C Steve Begin from Calgary in exchange for D Rhett Warrener and Reinprecht.
3-08-04	Acquired Brad Brown and a sixth-round selection in the 2005 NHL Entry Draft from Minnesota in exchange for a fourth-round selection in the 2005 NHL Entry Draft.
3-09-04	Acquired Jeff Jillson and a ninth-round selection in the 2005 NHL Entry Draft from San Jose in exchange for Curtis Brown and Andy Delmore; Acquired Mike Grier from Washington in exchange for Jakub Klepis.
8-4-05	Signed Teppo Numminen as an unrestricted free agent.
8-25-05	Acquired D Toni Lydman from Calgary in exchange for a third-round selection in the 2006 NHL Entry Draft.
3-09-06	Traded G Mika Noronen to Vancouver in exchange for a second-round selection in the 2006 NHL Entry Draft.
7-5-06	Signed Jaroslav Spacek as an unrestricted free agent.
2-27-07	Acquired C Dainius Zubrus and D Timo Helbling from Washington for Jiri Novotny and Buffalo's first-round selection in the 2007 Entry Draft; acquired G Ty Conklin from Columbus in exchange for Buffalo's fifth-round selection in the 2007 Entry Draft; acquired D Mikko Lehtonen from Nashville in exchange for Buffalo's fourth-round selection in the 2007 Entry Draft; traded Martin Biron to Philadelphia for their second-round selection in the 2007 Entry Draft.
6-01-07	Signed Marc-Andre Gagnani to a three-year entry-level contract.
6-02-07	Signed Philip Gogulla to a three-year entry-level contract.
6-14-07	Signed Darcy Regier and Lindy Ruff to multi-year contracts.
6-30-07	Signed Adam Mair to a three-year contract.
7-04-07	Signed Teppo Numminen to a one-year contract.
7-05-07	Signed Andrew Peters (two years) and Mike Ryan (one year); sign unrestricted free agent Jocelyn Thibault to a one-year contract.
7-06-07	Signed Thomas Vanek to a seven-year contract.
7-27-07	Signed Derek Roy to a six-year contract.
7-30-07	Signed Nathan Paetsch to a three-year contract.
2-26-08	Acquired Steve Bernier and a first-round selection in 2008 Entry Draft in exchange for Brian Campbell and a seventh-round selection in 2008 Entry Draft.
5-06-08	Signed Nathan Gerbe to a three-year entry-level contract.



SABRES MAJOR TRANSACTIONS

DATE	TRANSACTION
5-07-08	Signed Felix Schutz to a three-year entry-level contract.
5-31-08	Signed Jhonas Enroth to a three-year entry-level contract.
6-01-08	Signed Tim Kennedy to a two-year entry-level contract.
6-03-08	Signed Dennis Persson to a three-year entry level contract.
6-30-08	Signed Paul Gaustad to a four-year contract.
7-01-08	Signed unrestricted free agent Patrick Lalime to a two-year contract
7-04-08	Traded Steve Bernier to Vancouver in exchange for a second-round selection in 2010 Entry Draft and a third-round selection in 2009 Entry Draft; Acquired Craig Rivet and a seventh-round selection in 2010 Entry Draft from San Jose in exchange for a second-round selection in 2009 Entry Draft and a second-round selection in 2010 Entry Draft.
7-16-08	Signed Daniel Paille to a two-year contract.
7-18-08	Signed Ryan Miller to a five-year contract extension.
8-4-08	Signed unrestricted free agents Colton Fretter and Colin Murphy.
8-8-08	Signed unrestricted free agents Teppo Numminen and Tyler Bouck.
8-13-08	Signed unrestricted free agent Jimmy Bonneau.
9-18-08	Signed Jason Pominville to a five-year contract extension.

PORTLAND
PIRATES



PORTLAND PIRATES

PIRATES PERSONNEL:

Chairman/Governor: **Lyman Bullard, Jr.**
 Managing Owner/Chief Executive Officer: **Brian Petrovek**
 President/Chief Operating Officer: **Brian Williams**
 Head Coach: **Kevin Dineen**
 Assistant Coach: **Eric Weinrich**
 Strength and Conditioning/Video Coach: **Kevin Collins**
 Medical Trainer: **Robert Frost**
 Equipment Manager: **Henning Svendson**
 Vice President, Communications: **Greg Glynn**
 Coordinator, Communications, Community Relations/ Public Relations:
 **Laurie Cummins**
 Director, Corporate Sales: **Jim Beaudoin**
 Coordinator, Sales and Marketing: **Cameron Cestaro**
 Coordinator, Consumer Products/Administration: **Gregory Lavoie**
 Account Executive: **Zach Davis**
 Account Executive: **Ryan Delaney**
 Account Executive: **Brian Fitzmaurice**
 Account Executive: **Scott Jordan**
 Web Site Developer: **Chris Dilios**

TEAM INFORMATION:

Executive Offices: **94 Free Street, Portland, ME 04101**
 Telephone: **(207) 828-4665**
 Fax: **(207) 773-3278**
 Box Office: **(207) 775-3458**
 Hockey Operations Office: **????**

 Club Colors: **Red, Silver, Black, and White**
 Web Site: **www.portlandpirates.com**
 Home Arena: **Cumberland County Civic Center**
 Dimensions of Ice Surface: **200' x 85'**
 Ticket Prices: **\$20, \$17, \$13, \$9 (add \$1 day of game)**
 Seating Capacity: **6,733**
 Press Box Location: **Sections T & V, Top Row**
 Flagship Radio Station: **WBAE 1400 & 1490 AM**
 Time Zone: **Eastern**





PORTLAND PIRATES TEAM HISTORY



The city of Portland has hosted the sport of professional hockey for over 30 years, dating back to the Maine Mariners inaugural season in 1977. Only five other teams (Hershey, Rochester, Providence, Springfield and Cleveland) have had an American Hockey League franchise in their city longer than Portland. The Portland Pirates franchise was founded in 1993, one year after the Mariners relocated to Providence, to keep the tradition of hockey alive and well in the city. The team replaced the Baltimore Skipjacks as affiliate of the Washington Capitals of the National Hockey League when the Skipjacks relocated to Portland.

The Pirates franchise got off to the best start possible, winning the Calder Cup in its inaugural season under the direction of head coach Barry Trotz. The next season the Pirates compiled 104 points, but were upset in the first round of the playoffs. During the 1995-96 season, the team reached the Calder Cup Finals for the second time in franchise history, losing to Rochester in seven games. The Pirates made the playoffs in three out of the next four seasons, missing them in 1998-99, but couldn't go as far as they had in the previous years. Despite another 100-point season in 1999-2000, the Pirates were eliminated in the first round of the playoffs.

Change came to Portland when a new ownership group, led by Lyman Bullard and Brian Petrovek, bought the team in 2000. The team continued its up and down pattern of success on the ice, but its loyal fanbase kept growing steadily in the Portland area. In 2003, the Pirates hosted the 2003 Dodge AHL All-Star Classic, the first in Portland and one of the most successful in league history. The game was played in front of a capacity crowd of 6,499 at the Cumberland County Civic Center, home to professional hockey in Portland since 1977.

In the spring of 2005, the Pirates began a new era by signing an agreement to serve as the AHL affiliate for the Anaheim Ducks. The 2005-06 season began with an entirely new coaching staff as former Hartford Whaler Kevin Dineen was announced as the Pirates head coach. The new coaching regime led the Pirates to a franchise record of 114 points during the regular season, helped by Corey Perry's team record 17-game point streak. The Pirates finished the regular season as the Atlantic Division Champions for the first time in team history and also captured the Eastern Conference Regular Season Championship, but lost in overtime in Game 7 of the Eastern Conference Finals.

After losing key players to their Stanley Cup-winning affiliate, the Pirates missed the playoffs again in 2006-07, but would bounce back stronger in 2007-08. The team appeared to be on pace to win a second Calder Cup, but were dealt a devastating blow when Wilkes-Barre/Scranton scored the game-winning goal with under a minute left in Game 7 of the Eastern Conference Finals. Despite the loss, the Anaheim era ended with great success and a .623 points percentage, the sixth best in the league during that time span. Fan attendance averaged close to 5,000 per game and the 3,000,000th fan in Portland professional hockey history walked through the doors of the Civic Center to watch the final home game of the playoff season.

Another chapter of Pirates history began on June 10, 2008 when the Buffalo Sabres organization was announced as the team's new NHL affiliate. Buffalo became the third affiliate in Pirates history and the deal guarantees professional hockey in Portland through 2011. And so the tradition of Portland hockey continues.

HEAD COACH OF THE PORTLAND PIRATES

KEVIN DINEEN



On August 7, 2008 the Buffalo Sabres named Kevin Dineen as the head coach of the Portland Pirates, Buffalo's primary player development affiliate in the American Hockey League (AHL). Dineen will be returning to the Portland Pirates for his fourth season, but this year he will be standing behind a bench full of new players, under a new NHL affiliation with Buffalo. During Dineen's three-year tenure with the Pirates he posted a 135-89-16 record for a .596 winning percentage, which is the best winning percentage by a coach in franchise history, just ahead of legendary Pirates Hall of Fame coach and current Nashville Predators head coach Barry Trotz. Dineen led the Pirates to two Eastern Conference Finals in three seasons, coming within one win of the Calder Cup Finals each time.

During the 2005-2006, season after a 53-19-5 record, Dineen was named the winner of the Louis A.R. Pieri Memorial Award as the AHL's outstanding coach, as voted by members of the media in each of the league's 27 cities, an award won by his father Bill in both 1985 and 1986.

Dineen, 44, spent 18 years in the NHL as a player from 1984-85 to 2002-2003. He earned 355 goals and 405 assists for 760 points and 2,229 penalty minutes in 1,188 games with Columbus, Ottawa, Carolina/Hartford and Philadelphia. In the process, he became one of just eight NHL players to record more than 300 goals and 2,000 penalty minutes in an NHL career. He was drafted by Hartford in the third round (56th overall) of the 1982 NHL Entry Draft.

After retiring as a player with the Columbus Blue Jackets on Nov. 5, 2002, Dineen spent two seasons working in the Columbus hockey operations department, assisting General Manager Doug MacLean in player development.

The Quebec City, Quebec, native appeared in two NHL All-Star Games as a member of the Hartford Whalers (1988 and 1989). He was also named the 1990-91 NHL Man of the Year and was a three-time finalist for the Bill Masterton Memorial Trophy (1995, 2001 and 2002), given to the player who best exemplifies the qualities of perseverance, sportsmanship and dedication to hockey. Dineen also represented Canada on many occasions, playing on the country's national team at the 1984 Olympic Games, 1987 Canada Cup and three World Championship Tournaments (1985, 1989 and 1993).

Dineen also played two seasons at the University of Denver, earning 26 goals and 23 assists for 49 points, with 178 penalty minutes, in 62 games.

Kevin and his wife, Annie, are the parents of two daughters (Hannah and Emma) and two sons (William and Declan).

DINEEN'S HEAD COACHING RECORD

YEAR	REGULAR SEASON										PLAYOFFS
	GMS	STD	W	L	T	OTL	SOL	PTS	GF	GA	PLAYOFF RESULT
2005-06	80	1st A	53	19	-	5	3	114	306	241	Loss in Conf Final
2006-07	80	6th A	37	31	-	3	9	86	225	232	DNQ
2007-08	80	3rd A	45	26	-	5	4	99	238	215	Loss in Conf Final



ATLANTIC DIVISION

TEAM	GP	W	L	OTL	SOL	PTS	PCT	GF	GA
Providence	80	55	18	3	4	117	.687	280	206
Hartford	80	50	20	2	8	110	.625	266	198
Portland	80	45	26	5	4	99	.562	238	215
Manchester	80	39	31	5	5	88	.487	240	228
Springfield	80	35	35	5	5	80	.437	214	257
Worcester	80	32	37	5	6	75	.400	216	258
Lowell	80	25	43	7	5	62	.312	183	270

EASTERN DIVISION

TEAM	GP	W	L	OTL	SOL	PTS	PCT	GF	GA
Wilkes-Barre/Scranton	80	47	26	3	4	101	.587	223	187
Philadelphia	80	46	27	4	3	99	.438	236	212
Albany	80	43	30	3	4	93	.537	213	198
Hershey	80	42	30	3	4	92	.525	253	247
Bridgeport	80	40	36	1	3	84	.500	225	240
Binghamton	80	34	32	9	5	82	.425	225	248
Norfolk	80	29	44	2	5	65	.362	213	267

NORTH DIVISION

TEAM	GP	W	L	OTL	SOL	PTS	PCT	GF	GA
Toronto	80	50	21	3	6	109	.625	246	203
Syracuse	80	46	26	2	6	100	.575	247	201
Manitoba	80	46	27	2	4	99	.575	236	197
Hamilton	80	36	34	3	7	82	.450	208	235
Grand Rapids	80	31	41	2	6	70	.387	210	245
Lake Erie	80	26	41	6	7	65	.325	209	276
Rochester	80	24	46	6	4	58	.300	197	291

WEST DIVISION

TEAM	GP	W	L	OTL	SOL	PTS	PCT	GF	GA
Chicago	80	53	22	2	3	111	.662	300	226
Rockford	80	44	26	4	6	98	.555	247	231
Houston	80	45	29	2	4	96	.562	206	183
Milwaukee	80	44	29	4	3	95	.555	231	212
San Antonio	80	42	28	3	7	94	.520	238	225
Peoria	80	38	33	4	5	85	.475	247	242
Iowa	80	35	37	5	3	78	.437	217	255

AHL ALL-STAR

FIRST TEAM

NAME	POSITION
Michael Leighton, Albany	Goaltender
Andrew Hutchinson, Hartford	Defense
Lawrence Nycholat, Binghamton	Defense
Pascal Pelletier, Providence	Center
Jason Krog, Chicago	Left Wing
Teddy Purcell, Manchester	Right Wing

SECOND TEAM

NAME	POSITION
Drew MacIntyre, Manitoba	Goaltender
Joel Kwiatkowski, Chicago	Defense
Brian Salcido, Portland	Defense
Brett Stirling, Chicago	Center
Martin St. Pierre, Chicago	Left Wing
Pierre-Alexandre Parenteau, Hartford	Right Wing

AHL ALL-ROOKIE TEAM

FIRST TEAM

NAME	POSITION
John Curry, W-B/Scranton	Goaltender
Cody Franson, Milwaukee	Defense
Alex Goligoski, W-B/Scranton	Defense
Brian Boyle, Manchester	Forward
Teddy Purcell, Manchester	Forward
Bobby Ryan, Portland	Forward

AHL ALL-STAR

JACK A. BUTTERFIELD TROPHY (CALDER CUP PLAYOFF – MVP)	Jason Krog, Chicago
LES CUNNINGHAM AWARD (REGULAR SEASON - MVP)	Jason Krog, Chicago
ALDEGE "BAZ" BASTIEN MEMORIAL AWARD (OUTSTANDING GOALTENDER)	Michael Leighton, Albany
DUDLEY "RED" GARRETT MEMORIAL AWARD (ROOKIE OF THE YEAR)	Teddy Purcell, Manchester
HARRY "HAP" HOLMES MEMORIAL AWARD (OUTSTANDING TEAM GOALTENDERS)	Nolan Schaefer & Barry Brust, Houston
EDDIE SHORE AWARD (OUTSTANDING DEFENSEMAN)	Andrew Hutchinson, Hartford
YANICK DUPRE MEMORIAL AWARD (AHL MAN OF THE YEAR)	Denis Hamel, Binghamton
JOHN B. SOLLENBERGER TROPHY (LEADING SCORER – REGULAR SEASON)	Jason Krog, Chicago
WILLIE MARSHALL AWARD (LEADING GOAL SCORER - REGULAR SEASON)	Jason Krog, Chicago
FRED T. HUNT MEMORIAL AWARD (SPORTSMANSHIP & DEDICATION)	Jordan Sigalek, Providence
LOUIS A.R. PIERI MEMORIAL AWARD (COACH OF THE YEAR)	Scott Gordon, Providence



ROCHESTER AMERICANS STATISTICS

#	PLAYER	POS	GP	G	A	PTS	+/-	PIM	PP	SH	GW	E	SOG	SOA	SO%	SHOTS	SH%
26	Mark Mancari	RW	80	21	36	57	-7	78	7	0	2	1	1	5	0.200	226	0.093
21	* Marc-Andre Gragnani	LW	78	14	38	52	-24	38	6	4	2	0	3	9	0.333	161	0.087
19	Dylan Hunter	LW	70	20	27	47	-10	69	6	1	1	2	0	2	0.000	120	0.167
41	Clarke MacArthur	LW	43	14	28	42	-18	26	9	1	2	0	2	6	0.333	127	0.110
10	Stefan Meyer	LW	70	21	19	40	-26	77	12	0	1	0	1	5	0.200	143	0.147
23	Marek Zagrapan	C	76	18	22	40	-22	66	9	0	2	0	0	3	0.000	148	0.122
24	Anthony Stewart	RW	54	13	18	31	-12	61	2	0	2	1	0	1	0.000	134	0.097
7	Drew Larman	C	54	10	12	22	-14	44	2	0	0	0	2	4	0.500	106	0.094
18	Rob Globke	RW	64	9	12	21	-27	42	2	0	0	0	1	3	0.333	113	0.080
34	David Brine	C	66	9	11	20	-19	26	1	1	2	0	0	1	0.000	124	0.073
42	Andrej Sekera	D	40	2	15	17	-3	22	2	0	0	0	0	0	0.000	68	0.029
45	* Franklin MacDonald	D	51	1	13	14	-3	49	0	0	0	0	0	2	0.000	70	0.014
3	* Mike Weber	D	59	1	13	14	-8	178	0	0	1	0	0	0	0.000	59	0.017
12	* Peter Aston	D	56	3	10	13	-16	35	1	0	1	0	0	1	0.000	70	0.043
33	* Tanner Glass	LW	43	6	5	11	-10	84	0	0	0	0	0	1	0.000	50	0.120
8	Martin Lojek	D	72	6	5	11	-19	97	1	0	0	1	0	0	0.000	77	0.078
17	* Dan Collins	RW	35	5	6	11	-20	21	2	0	0	0	0	3	0.000	53	0.094
22	* Kennal McArdle	LW	36	5	5	10	-17	31	2	1	0	0	0	0	0.000	42	0.119
4	Mike Funk	D	58	0	10	10	-15	104	0	0	0	0	0	0	0.000	24	0.000
16	* Yannick Tifu (total)	C	24	3	5	8	-3	15	0	0	0	0	0	0	0.000	35	0.086
	ALB	C	9	2	3	5	1	0	0	0	0	0	0	0	0.000	17	0.118
	RCH	C	15	1	2	3	-4	15	0	0	0	0	0	0	0.000	18	0.056
25	* Jordan Henry	D	49	3	5	8	-6	73	1	0	0	0	0	0	0.000	54	0.056
28	Kamil Krepis	C	6	1	5	6	2	6	1	0	0	0	0	2	0.000	22	0.045
11	* Tommy Goebel (total)	F	5	2	3	5	1	0	0	0	1	0	0	0	0.000	7	0.286
2	Mike Card	D	23	1	4	5	-8	32	1	0	1	0	0	0	0.000	19	0.053
15	* Brady Calla	RW	6	2	2	4	3	2	0	0	1	0	0	0	0.000	12	0.167
5	* Paul Baier (total)	D	9	1	3	4	-2	5	0	0	0	0	0	0	0.000	11	0.091
27	Patrick Kaleta	RW	29	1	3	4	-2	109	0	0	0	0	0	0	0.000	25	0.040
32	* Adam Taylor	RW	51	1	1	2	-11	25	0	0	0	0	0	0	0.000	58	0.017
28	* Derek Whitmore	C	8	1	0	1	-5	2	0	0	0	0	0	1	0.000	17	0.059
5	Jassen Cullimore	D	3	0	1	1	1	4	0	0	0	0	0	0	0.000	4	0.000
20	* Johann Kroll	D	4	0	1	1	-3	4	0	0	0	0	0	0	0.000	1	0.000
22	David Jarram	RW	6	0	1	1	-1	38	0	0	0	0	0	0	0.000	1	0.000
15	* Justin Aikins	RW	8	0	1	1	-1	8	0	0	0	0	0	0	0.000	6	0.000
15	* Mathieu Beaudoin	RW	1	0	0	0	-2	0	0	0	0	0	0	0	0.000	1	0.000
36	* Pierre-Luc Faubert	RW	1	0	0	0	-2	0	0	0	0	0	0	0	0.000	1	0.000
20	* Chaz Johnson	RW	1	0	0	0	0	0	0	0	0	0	0	0	0.000	0	0.000
15	Mike Kostka	D	1	0	0	0	1	2	0	0	0	0	0	0	0.000	1	0.000
20	* Joe Grimaldi	D	2	0	0	0	-1	5	0	0	0	0	0	0	0.000	4	0.000
14	Bobby Robins	C	5	0	0	0	-3	13	0	0	0	0	0	0	0.000	2	0.000
16	Luke Beaverson	D	6	0	0	0	-2	13	0	0	0	0	0	0	0.000	1	0.000
30	David Shantz	G	14	0	0	0	0	2	0	0	0	0	0	0	0.000	0	0.000
31	* Tyler Plante	G	25	0	0	0	0	21	0	0	0	0	0	0	0.000	0	0.000
53	Adam Dennis	G	46	0	0	0	0	10	0	0	0	0	0	0	0.000	0	0.000
	BENCH		80	5				34									
	TOTALS		80	80	197	529	-335	1537	67	8	19	5	10	49	0.204	2180	0.081

#	PLAYER	GP	MINS	W	L	SOL	SO	EN	GA	GAA	SOGP	SOW	SOL	SOGA	SOA	SO%	SA	SVS	SV%
53	Adam Dennis	46	2601	17	26	2	3	6	138	3.18	6	4	2	5	32	0.844	1337	1199	0.897
31	* Tyler Plante	25	1451	6	16	1	0	3	86	3.56	2	1	1	1	9	0.889	751	665	0.885
30	David Shantz	14	780	1	10	1	0	1	53	4.07	1	0	1	2	4	0.500	387	334	0.863
	TOTALS	80	4832	24	52	4	3	10	277	3.44	9	5	4	8	45	0.822	2475	2198	0.888



SINGLE SEASON TEAM RECORDS

Division championships	2	2005-06, 2007-08
Overall regular season point championships	0	
Most points in a season	114	2005-06
Fewest points in one season	55	1998-99
Most wins in one season	53	2005-06
Fewest wins in one season	23	1998-99
Most losses in one season (L+OTL)	50	1998-99
Fewest losses in one season (L+OTL)	22	1994-95
Most ties in one season	15	2001-02
Fewest ties in one season	4	2000-01
Most shootout losses in one season	6	2004-05
Fewest shootout losses in one season	2	2006-07
Most goals scored in one season	328	1993-94
Fewest goals scored in one season	156	2003-04
Most goals allowed in one season	283	1995-96
Fewest goals allowed in one season	160	2003-04
Most penalty minutes in one season	2,219	1994-95
Fewest penalty minutes in one season	1,141	2003-04
Longest winning streak overall	10 gms	11/8/96-11/27/96
Longest winning streak at home	8 gms	several times; last: 2/4/05-3/13/05
Longest winning streak on road	8 gms	2/10/06-3/24/06
Longest undefeated streak overall	17 gms	9/30/94-11/6/94 (14-0-3)
Longest undefeated streak at home	10 gms	10/13/93-11/21/93 (9-0-1)
Longest undefeated streak on road	11 gms	10/10/94-11/23/94 (8-0-3)
Longest losing streak overall	10 gms	12/6/97-12/21/97
Longest losing streak at home	6 gms	10/16/98-11/7/98
Longest losing streak on road	8 gms	11/21/04-12/28/04
Longest winless streak overall	11 gms	12/4/97-12/21/97
Longest winless streak at home	6 gms	several times; last: 3/10/01-3/31/01
Longest winless streak on road	11 gms	11/24/06-2/7/07 (0-7-2-2)

REGULAR SEASON TEAM RECORDS

WINS AND LOSSES:

MOST WINS - SEASON

53 - 2005-06

At Home

27 - 2007-08

On Road

27 - 2005-06

FEWEST WINS - SEASON

23 - 1998-99

At Home

13 - 1998-99

On Road

9 - 2001-02

REGULAR SEASON TEAM RECORDS

MOST LOSSES - SEASON

50 - 1998-99

At Home

24 - 1998-99

On Road

26 - 1998-99

FEWEST LOSSES - SEASON

19 - 2005-06

At Home

10 - 1993-94

10 - 2005-06

10 - 2007-08

On Road

9 - 2005-06

MOST TIES - SEASON

15 - 2001-02

FEWEST TIES - SEASON

4 - 2000-01

STREAKS:

LONGEST WINNING STREAK

10 - 11/8/96 - 11/27/96

At Home

8 - 10/20/93 - 11/21/93

8 - 1/15/00 - 2/19/00

On Road

8 - 2/10/06 - 3/24/06

LONGEST UNBEATEN STREAK

17 - (14-0-3) 9/30/94 - 11/10/94

At Home

10 - (9-0-1) 10/13/93 - 11/21/93

On Road

11 - (8-0-3) 10/10/94 - 11/23/94

From Start of Season

17* - (14-0-3) 9/30/94 - 11/10/94

LONGEST LOSING STREAK

10 - 12/6/97 - 12/21/97

At Home

6 - 10/16/98 - 11/7/98

On Road

6 - 10/30/95 - 11/24/95

6 - 3/10/02 - 3/29/02

LONGEST WINLESS STREAK

11 - (0-10-0-1) 12/4/97 - 12/21/97

At Home

7 - (0-5-2-0), 2/20/04 - 3/14/04

On Road

11 - (0-7-2-2), 11/24/06 - 2/9/07

GOALS FOR AND AGAINST:

MOST GOALS - SEASON

328 - 1993-94

FEWEST GOALS - SEASON

156 - 2003-04



REGULAR SEASON TEAM RECORDS

GOALS FOR AND AGAINST:

MOST GOALS ALLOWED - SEASON

283 - 1995-96

FEWEST GOALS ALLOWED - SEASON

1 60 - 2003-04

MOST GOALS - GAME

12 - 3/9/94, 12-2 win vs Providence

At Home

12 - 3/9/94, 12-2 W vs. Providence

On Road

8 - 12/27/96, 8-1 W at Providence

8 - 10/10/94, 8-5 W at Fredericton

8 - 2/12/94, 8-6 W at Binghamton

8 - 12/7/93, 8-5 W at St. John's

8 - 12/3/98, 8-3 W at Saint John

8 - 3/3/99, 8-0 W at Worcester

8 - 2/16/03, 8-4 W at Hershey

MOST GOALS - PERIOD

6 - 2/18/94, 10-3 win vs. PEI

6 - 12/7/93, 8-5 win at St. John's

6 - 3/16/02, 11-4 win vs. Quebec

MOST GOALS ALLOWED - GAME

10 - 1/5/96, 10-7 loss at Worcester

At Home

8 - 1/12/96, 8-4 L vs. Providence

8 - 10/26/02, 8-4 L vs. Lowell

On Road

10 - 1/5/96, 10-7 L at Worcester

MOST GOALS ALLOWED - PERIOD

5 - 3/26/97, 6-4 L vs Hershey

5 - 10/18/95, 6-5 L vs. Hershey

5 - 11/2/95, 8-6 L at Fredericton

5 - 12/27/98, 6-4 L vs Albany

5 - 10/29/03, 6-3 L at Worcester

QUICKEST FIRST GOAL

:14 - 11/24/00 vs. Quebec (Mark Murphy)

QUICKEST 2 GOALS

:05 - 3/23/97 at St. John's# (Benoit Gratton & Dan Laperriere)

QUICKEST 3 GOALS

:55 - 10/22/93 vs. Albany (Chris Jensen, Steve Poapst & Jeff Nelson)

QUICKEST 4 GOALS

3:11 - 11/2/94 vs. Springfield (Chris Jensen, Jeff Nelson, Chris Jensen, Darren McAusland)

QUICKEST FIRST GOAL AGAINST

:15 - 10/8/00 vs. Syracuse (Dan Watson)

QUICKEST 2 GOALS AGAINST

:07 - 2/27/94 vs. Albany, (both by Jim Dowd)

MOST SHUTOUTS - SEASON

17 - 2003-04#

GOALS FOR AND AGAINST:

MOST HOME SHUTOUTS - SEASON

11 - 2003-04

MOST ROAD SHUTOUTS - SEASON

6 - 2003-04

MOST GOALS BOTH TEAMS - GAME

17 - 1/5/96, 10-7 L at Worcester

GREATEST MARGIN OF VICTORY

10 - 3/9/94, 12-2 W vs. Providence

GREATEST MARGIN OF DEFEAT

7 - 1/22/97, 7-0 L at Hershey

7 - 11/14/98, 8-1 L at Kentucky

SPECIAL TEAMS:

MOST POWER PLAY GOALS - SEASON

90 - 2005-006

FEWEST POWER PLAY GOALS - SEASON

36 - 2003 - 04

POWER PLAY GOALS - GAME

5 - 2/18/94 vs. PEI

5 - 12/7/03 at St. John's

5 - 11/20/05 vs. Hartford

POWER PLAY GOALS - PERIOD

4 - 2/18/94 vs. PEI (2nd)

4 - 3/16/02 vs. Quebec (2nd)

MOST PPGs AGAINST - SEASON

90 - 1998-99

POWERPLAY GOALS AGAINST - GAME

5 - 10/7/95 vs. Springfield

FEWEST PPGs AGAINST - SEASON

32 - 2003-04

MOST SHORTHANDED GOALS - SEASON

13 - 1994-95

MOST SHORTHANDED GOALS - GAME

2 - 11/5/94 vs. Providence

2 - 12/26/95 at Springfield

2 - 11/14/97 at Fredericton

2 - 11/26/99 vs. Springfield

2 - 10/12/02 at Springfield

MOST SHORTHANDED GOALS- PERIOD

2 - 11/5/94 vs. Providence

2 - 10/12/02 at Springfield

MOST SHORTHANDED GOALS AGAINST - SEASON

16 - 2000-01

MOST SHORTHAND GOALS AGAINST - GAME

3 - 11/18/01 at Manchester

FEWEST SHORTHANDED GOALS AGAINST - SEASON

5 - 1994-95



REGULAR SEASON TEAM RECORDS

SHOTS:

MOST SHOTS ON GOAL - GAME

64 - 4/8/00 at St. John's

MOST SHOTS ON GOAL - PERIOD

26 - (2nd) 1/5/96 at Worcester

MOST SHOTS AGAINST - GAME

67 - 3/23/96 at Binghamton

MOST SHOTS AGAINST - PERIOD

29 - 11/2/02 vs. Manchester

FEWEST SHOTS - GAME

13 - 3/24/96 at Adirondack

13 - 2/21/02 vs. Saint John

FEWEST SHOTS - PERIOD

1 - 12/5/95 at Fredericton

1 - 3/7/98 at Fredericton

1 - 2/25/04 at Manchester

1 - 3/18/07 at Worcester

FEWEST SHOTS AGAINST-GAME

13 - 12/15/99 at Lowell

FEWEST SHOTS AGAINST- PERIOD

0 - 12/27/96 at Providence

0 - 12/15/99 at Lowell

ODDS AND ENDS:

MOST PENALTY MINUTES - SEASON

2,219 - 1994-95

MOST PENALTY MINUTES - GAME

119 - 11/20/96 at Fredericton

MOST PENALTY MINUTES - GAME

(Both Teams)

273 - 11/25/06 vs. Providence

MOST PENALTY MINUTES - PERIOD

96 - 3/8/03 vs. Providence

FEWEST PENALTY MINUTES - SEASON

1,141 - 2003-2004

MOST CONSECUTIVE PENALTY KILLS

35 - 2/7/04 - 2/25/04

HIGHEST POWERPLAY PERCENTAGE

22.8% (82/360) - 1994-95

LOWEST POWERPLAY PERCENTAGE

10.7% (36/336) - 2003-04

HIGHEST PENALTY KILLING PERCENTAGE

89.5% (273/305) - 2003-04

LOWEST PENALTY KILLING PERCENTAGE

78.6% (330/420) - 1998-99

MOST PLAYERS USED - SEASON

63 - 1998-99

FEWEST PLAYERS USED - SEASON

36 - 1999-2000

OVERTIME:

MOST OT GAMES - SEASON

26 - 2003-04, (5-8-13)#

FEWEST OT GAMES - SEASON

12 - 1993-94, (1-1-10)

12 - 2000-01, (6-2-4)

MOST OT WINS - SEASON

7 - 1996-97, (7-7-10)

FEWEST OT WINS - SEASON

0 - 1994-95, (0-1-12)

0 - 1998-99, (0-2-7)

MOST OT LOSSES - SEASON

8 - 2003-04, (5-8-13)

FEWEST OT LOSSES - SEASON

1 - 1993-94, 1994-95 and 1999-2000

^ AHL Record

Ties AHL Record

*North American Pro Record



PIRATES TEAM RECORDS BY SEASON

SEASON	GP	W	L	OTL*	T	GF	GA	PTS	FINISH	PLAYOFF RESULT
1993-94	80	43	27		10	328	269	96	2-N	Won Calder Cup (12-5)
1994-95	80	46	22		12	323	233	104	2-N	Lost Div. Semi-Final (3-4)
1995-96	80	32	34	4	10	282	283	78	3-N	Lost Cup Final (14-10)
1996-97	80	37	26	7	10	279	264	91	3-NE	Lost Div. Semi-Final (2-3)
1997-98	80	33	33	2	12	241	247	80	3-A	Lost Div. Final (5-5)
1998-99	80	23	48	2	7	214	273	55	5-A	Did Not Qualify

*A new rule instituted prior to the 1995-96 season awards one point to the team that loses in overtime. Prior to the 1999-2000 season, the Overtime Loss designation was changed to Regulation Tie.

SEASON	GP	W	L	T	RT	GF	GA	PTS	FINISH	PLAYOFF RESULT
1999-00	80	46	23	10	1	256	202	103	2-NE	Lost Div. Semi-final (1-3)
2000-01	80	34	40	4	2	250	280	74	5-NE	Lost Div. Semi-final (0-3)
2001-02	80	30	31	15	4	220	225	79	11-E	Did Not Qualify
2002-03	80	33	28	13	6	221	195	85	8-E	Lost Qualifying Series (1-2)
2003-04	80	32	27	13	8	156	160	85	5-A#	Lost Div. Semi-final (1-4)
2004-05	80	34	34	6	6	175	242	80	6A	Did Not Qualify
2005-06	80	53	19	5	3	306	241	114	1-E	Lost Conf. Finals (3-4)
2006-07	80	37	31	3	9	225	232	86	6-A	Did not Qualify
2007-08	80	45	26	5	4	232	196	99	1-E	Lost. Conf. Finals (3-4)

^Prior to 2001-02 season, the Calder Cup Playoffs were changed to a conference format, eliminating divisional series. Teams are seeded 1-14 in both the Eastern and Western Conferences.

#Format reverted to division standings to determine playoff positions for the 2003-04 season.

	GP	W	L	T	OTL/RT	GF	GA	PTS
TOTAL (13 seasons)	1,200	558	449	229	58	3,718	3,542	11,309

COACHING RECORDS

COACH	SEASONS	GMS	W	L	T	OTL/RT	WIN %
Barry Trotz	1993-97	320	158	109	42	11	.577
Bryan Trottier	1997-98	80*	33	33	12	2	.500
Mark Kumpel	1998-99	80	23	48	7	2	.344
Glen Hanlon	1999-2002	240	110	94	29	7	.533
Tim Army	2002-2005	240	99	89	26	20	.419
Kevin Dineen	2005- Present	240	135	89	16		.596

*Includes one game in which assistant coach Jay Wells served as head coach while Trottier was in Toronto for Hockey Hall of Fame induction. Pirates won game against Saint John 2-1 on November 15, 1997.



ALL-TIME INDIVIDUAL LEADERS

MOST GOALS - ALL-TIME - PORTLAND PIRATES

1.	147	Kent Hulst
2.	124	Jeff Nelson
3.	110	Andrew Brunette
4.	102	Trent Whitfield
5.	75	Graham Mink
6.	74	Martin Gendron
7.	68	Chris Jensen
8.	67	Glen Metropolit
	67	Mark Murphy
10.	64	Ryan Mulhern
11.	63	Patrick Boileau
12.	58	Matt Herr
13.	51	Norm Batherson
14.	50	Jaroslav Svejkovsky
15.	47	Trevor Halverson

MOST ASSISTS - ALL-TIME - PORTLAND PIRATES

1.	224	Andrew Brunette
2.	222	Jeff Nelson
3.	213	Kent Hulst
4.	153	Trent Whitfield
5.	151	Steve Poapst
6.	143	Patrick Boileau
7.	129	Glen Metropolit
8.	113	Benoit Gratton
9.	102	Mark Murphy
10.	88	Norm Batherson
11.	79	Mike Boback
12.	78	Peter Ferraro
13.	76	Jason Christie
14.	75	Colin Forbes
15.	72	Graham Mink

MOST POINTS - ALL-TIME - PORTLAND PIRATES

1.	360	Kent Hulst
2.	346	Jeff Nelson
3.	334	Andrew Brunette
4.	255	Trent Whitfield
5.	206	Patrick Boileau
6.	196	Glen Metropolit
7.	195	Steve Poapst
8.	169	Mark Murphy
9.	156	Benoit Gratton
10.	147	Graham Mink
11.	139	Norm Batherson
12.	138	Chris Jensen
13.	135	Martin Gendron
135	Ryan Mulhern	
15.	121	Peter Ferraro

MOST GAMES - ALL-TIME - PORTLAND PIRATES

1.	473	Kent Hulst
2.	459	Patrick Boileau
3.	454	Steve Poapst
4.	348	Trent Whitfield
5.	336	Jeff Nelson
6.	281	Brad Church
7.	264	Andrew Brunette
8.	258	Graham Mink
9.	244	Jakub Cutta
10.	241	Darren McAusland

MOST GAMES - ALL-TIME - PORTLAND PIRATES

11.	215	Mike Farrell
12.	212	Jason Ulmer
13.	198	Benoit Gratton
14.	197	Todd Rohloff
15.	192	Norm Batherson

HAT TRICKS - ALL-TIME - PORTLAND PIRATES

1.	5	Martin Gendron
2.	4	Jeff Nelson
3.	3	Chris Jensen
4.	2	Steve Konowalchuk
	2	Michel Picard
	2	Kent Hulst
	2	Trevor Halverson
	2	Jean-Pierre Dumont
	2	Mark Murphy
	2	Pierre Parenteau

GAME WINNING GOALS - ALL-TIME - PORTLAND PIRATES

1.	19	Kent Hulst
2.	16	Mark Murphy
3.	13	Chris Jensen
4.	12	Ryan Mulhern
	12	Jeff Nelson
6.	11	Andrew Brunette
7.	10	Matt Herr
	10	Glen Metropolit
9.	9	Martin Gendron
	9	Trent Whitfield
11,	8	Mike Peluso
	8	Jaroslav Svejkovsky
	8	Patrick Boileau
14.	7	Kevin Kaminski
	7	Peter Ferraro
	7	Graham Mink

POWER PLAY GOALS - ALL-TIME - PORTLAND PIRATES

1.	51	Andrew Brunette
2.	47	Kent Hulst
3.	46	Jeff Nelson
4.	31	Trent Whitfield
5.	28	Martin Gendron
6.	27	Patrick Boileau
7.	22	Matt Herr
8.	19	Chris Jensen
	19	Mark Murphy
10.	18	Glen Metropolit
11.	17	Steve Poapst
12.	16	Ryan Mulhern
13.	15	Mike Peluso
	15	Jaroslav Svejkovsky
15.	14	Peter Ferraro
	14	Graham Mink



ALL-TIME INDIVIDUAL LEADERS

PENALTY MINUTES - ALL-TIME - PORTLAND PIRATES

1.	797	Kevin Kaminski
2.	697	Brian Curran
3.	593	Mark Major
4.	591	Kerry Clark
5.	516	Kent Hulst
6.	500	Trevor Halverson
7.	469	Mel Angelstad
8.	412	Benoit Gratton
9.	402	Brad Church
10.	363	Patrick Boileau
11.	333	Jakub Cutta
12.	325	Graham Mink
13.	322	Steve Poapst
14.	320	Trevor Gillies
15.	318	Jim Mathieson

ALL-TIME GOALTENDER LEADERS

GAMES PLAYED - ALL-TIME - PORTLAND PIRATES

1.	171	Martin Brochu
2.	146	Maxime Ouellet
3.	120	Sebastien Charpentier
4.	59	Corey Hirsch
5.	58	Ron Tugnutt
6.	55	Jim Carey
7.	54	Rastislav Stana
8.	53	Byron Dafoe
9.	47	Mike O'Neill
10.	42	Nathan Marsters

TIES - ALL-TIME - PORTLAND PIRATES

1.	18	Martin Brochu
2.	16	Sebastien Charpeniter
3.	15	Maxime Ouellet
4.	11	Jim Carey
5.	10	Mike O'Neill
6.	9	Rastislav Stana
7.	7	Corey Hirsch
8.	6	Ron Tugnutt
	6	Olaf Kolzig
10.	4	Byron Dafoe

WINS - ALL-TIME - PORTLAND PIRATES

1.	79	Martin Brochu
2.	50	Sebastien Charpentier
3.	40	Maxime Ouellet
4.	30	Jim Carey
5.	29	Byron Dafoe
6.	25	Nathan Marster
7.	23	Corey Hirsch
	23	Rastislav Stana
9.	22	Olaf Kolzig
10.	21	Ron Tugnutt

MINUTES PLAYED - ALL-TIME - PORTLAND PIRATES

1.	9,532	Martin Brochu
2.	7,097	Sebastien Charpeniter
3.	6,182	Maxime Ouellet
4.	3,536	Corey Hirsch
5.	3,281	Jim Carey
6.	3,125	Rastislav Stana
7.	3,067	Ron Tugnutt
8.	2,992	Byron Dafoe
9.	2,640	Mike O'Neill
10.	2,337	Nathan Marsters

LOSSES - ALL-TIME - PORTLAND PIRATES

1.	68	Maxime Ouellet
2.	58	Martin Brochu
3.	51	Sebastien Charpentier
4.	29	Corey Hirsch
5.	23	Ron Tugnutt
	23	Mike Rosati
7.	20	Rastislav Stana
8.	18	Mike O'Neill
9.	16	Byron Dafoe
10.	14	Jim Carey

SHUTOUTS - ALL-TIME - PORTLAND PIRATES

1.	17	Maxime Ouellet
2.	10	Martin Brochu
3.	7	Rastislav Stana
4.	6	Jim Carey
	6	Sebastien Charpentier
6.	4	Olaf Kolzig
7.	2	Ron Tugnutt
	2	Joaquin Gage
	2	Corey Hirsch
	2	Michael Leighton



ALL-TIME GOALTENDER LEADERS

LOWEST GAA - ALL-TIME - PORTLAND PIRATES

(minimum 10 games played)

1.	2.13	Rastislav Stana
2.	2.29	Jani Hurme
3.	2.31	Kirk Daubenspeck
	2.31	Michael Leighton
5.	2.33	Maxime Ouellet
6.	2.34	Sebastien Caron
7.	2.72	Dieter Kochan
8.	2.73	Martin Brochu
	2.73	Olaf Kolzig
10.	2.76	Jim Carey
11.	2.82	Corey Hirsch
12.	2.87	Sebastien Charpentier
13.	2.89	Gerald Coleman
14.	2.90	Joaquin Gage
15.	2.91	Maxime Daigneault

SAVES - ALL-TIME - PORTLAND PIRATES

1.	4,585	Martin Brochu
2.	4,141	Maxime Ouellet
3.	3,612	Sebastien Charpentier
4.	1,791	Corey Hirsch
5.	1,510	Ron Tugnutt
6.	1,504	Jim Carey
7.	1,494	Byron Dafeo
8.	1,264	Mike O'Neill
9.	1,068	Olaf Kolzig
10.	1,061	Nathan Marsters

REGULAR SEASON TEAM RECORDS

TEAM RECORDS

MOST GOALS

41 - Michel Picard, 1993-94

MOST GOALS - GAME

- 4 - Steve Konowalchuk, 10/10/93 at Hershey
- 4 - Michel Picard, 3/9/94 vs. Providence
- 4 - Martin Gendron, 3/29/96 vs. Saint John
- 4 - Graham Mink, 3/16/02 vs. Quebec
- 4 - Dustin Penner, 11/9/05 at Hartford

MOST GOALS - PERIOD

- 3 - Michel Picard, 3/9/94 vs. Providence
- 3 - Marc Potvin, 2/19/97 vs. Worcester
- 3 - Trevor Halverson, 3/11/99 @ Fredericton

MOST ASSISTS

73 - Jeff Nelson, 1993-94

MOST ASSISTS - GAME

- 5 - Keith Jones, 2/12/94 at Binghamton
- 5 - Andrew Brunette, 12/27/96 at Providence
- 5 - Andreas Salomonsson, 12/7/02 at St. John's

MOST ASSISTS - PERIOD

3 - (20 times); last: Brain Sutherby, 11/5/04 at Springfield

MOST POINTS

107 - Jeff Nelson, 1994-95 (34g, 73a)

MOST POINTS - GAME

- 6 - Michel Picard, 3/9/94 vs. Providence
- 6 - Mike Boback, 10/10/94 at Fredericton
- 6 - Trent Whitfield, 12/7/02 at St. John's
- 6 - Peter Ferraro, 1/25/03 vs. Providence
- 6 - Ryan Getzlaf, 12/7/05 vs. Albany

MOST POINTS- PERIOD

- 4 - Mike Boback, 3/8/95 vs. Hershey
- 4 - Andrew Brunette, 1/10/96 at Adirondack
- 4 - Glen Metropolit, 1/11/02 at Quebec
- 4 - Mark Murphy, 3/16/02 vs. Quebec
- 4 - Peter Ferraro, 1/25/03 vs. Providence

TEAM RECORDS

HAT TRICKS

- 3 - Chris Jensen, 1994-95
- 3 - Jeff Nelson, 1994-95
- 3 - Martin Gendron, 1995-96

GAME WINNING GOALS

- 7 - Chris Jensen, 1994-95

QUICKEST BACK-TO-BACK GOALS

:07 - Stefan Ustorf, 3/17/95 vs. Saint John

POINT SCORING STREAK

17 games - Corey Perry, 2005-06 (15-17-32)

SPECIAL TEAMS:

MOST POWER PLAY GOALS

15 - Martin Gendron, 1995-96

MOST POWERPLAY GOALS - GAME

2 - (28 times); last: Pierre Parenteau, 12/27/06 vs. Providence

MOST SHORTHANDED GOALS - SEASON

5 - Trent Whitfield, 2002-03

MOST SHORTHANDED GOALS - GAME

2 - Jason Allison, 12/26/95 at Springfield

MOST PENALTY MINUTES

343 - Mark Major, 1997-98

MOST PENALTY MINUTES - GAME

47 - Brian Curran, 11/2/94 vs. Springfield

MOST PENALTY MINUTES - PERIOD

45 - Brian Curran, 11/2/94 vs. Springfield

GOALTENDING RECORDS:

MOST APPEARANCES

58 - Ron Tugnutt, 1995-96



GOALTENDING RECORDS:

CONSECUTIVE GAMES PLAYED

26 - Martin Brochu, 2/15/97 - 4/12/97

MOST WINS

32 - Martin Brochu, 1999-2000

CONSECUTIVE WINS

9 - Martin Brochu, 11/1/96 - 12/6/96

UNBEATEN STREAK

16 - Jim Carey (13-0-3), 10/1/94 - 11/6/94

WINLESS STREAK

12 - Mike Rosati, (0-12-0-0), 12/26/98 - 3/20/99

MOST SAVES - GAME

61 - Martin Brochu, 3/23/96 at Binghamton

MOST SAVES - PERIOD

29 - Maxime Ouellet, 11/2/02 vs. Manchester

LONGEST SHUTOUT STREAK

193:42 - Maxime Ouellet, 12/30/02 to 1/5/03

MOST SHUTOUTS

10 - Maxime Ouellet, 2003-2004

LOWEST GOALS AGAINST AVERAGE

(25 games or more)

1.99 - Maxime Ouellet, 2003-04

HIGHEST SAVE PERCENTAGE

(25 games or more)

.930 - Maxime Ouellet, 2003-2004

.930 - Kirk Daubenspeck, 2004-2005

DEFENSEMAN RECORDS:

MOST GOALS

17 - Patrick Boileau, 2001-02

MOST ASSISTS

35 - Todd Nelson, 1994-95

35 - Nick Naumenko, 2001-02

MOST POINTS

53 - Brian Salcido, 2007-08

50 - Nick Naumenko, 2001-02

MOST POWERPLAY GOALS

10 - Nick Naumenko, 2001-02

MOST SHORTHANDED GOALS

2 - Todd Nelson, 1994-95

BEST PLUS/MINUS RATIO

+41 - Steve Poapst, 1994-95

FORWARDS' RECORDS:

MOST GOALS

41 - Michel Picard, 1993-94

MOST ASSISTS

73 - Jeff Nelson, 1993-94

MOST POINTS

107 - Jeff Nelson, 1993-94

MOST POWERPLAY GOALS

15 - Martin Gendron, 1995-96

MOST SHORTHANDED GOALS

6 - Norm Batherson, 1996-97

BEST PLUS/MINUS RATIO

+41 - Dustin Penner, 2005-06



OCTOBER

Saturday, October 11 vs. Manchester	7:00 pm
Saturday, October 18 @ Springfield	7:00 pm
Sunday, October 19 vs. Providence	4:00 pm
Friday, October 24 vs. Bridgeport	7:00 pm
Saturday, October 25 vs. Wilkes-Barre	7:00 pm
Wednesday, October 29 @ Hartford	7:00 pm
Friday, October 31 @ Norfolk	7:15 pm

NOVEMBER

Saturday, November 1 @ Norfolk	7:15 pm
Wednesday, November 5 @ Worcester	7:05 pm
Friday, November 7 vs. Springfield	7:00 pm
Saturday, November 8 vs. Philadelphia	7:00 pm
Friday, November 14 vs. Albany	7:00 pm
<i>(Androskoggin Bank Colisee, Lewiston, ME)</i>	
Saturday, November 15 vs. Providence	7:00 pm
Wednesday, November 19 @ Hartford	7:00 pm
Friday, November 21 @ Providence	7:05 pm
Saturday, November 22 vs. Hartford	7:00 pm
Wednesday, November 26 vs. Worcester	7:00 pm
Friday, November 28 @ Manchester	7:30 pm
Saturday, November 29 vs. Lowell	7:00 pm
Sunday, November 30 vs. Manchester	4:00 pm

DECEMBER

Friday, December 5 @ Springfield	7:30 pm
Saturday, December 6 @ Lowell	7:00 pm
Sunday, December 7 @ Worcester	4:05 pm
Tuesday, December 9 vs. Manchester	7:00 pm
<i>(Alfond Arena, Orono, ME)</i>	
Friday, December 12 @ Binghamton	7:05 pm
Saturday, December 13 @ Wilkes-Barre	7:05 pm
Sunday, December 14 @ Albany	5:00 pm
Friday, December 19 @ Worcester	7:05 pm
Saturday, December 20 vs. Providence	7:00 pm
Sunday, December 21 vs. Worcester	4:00 pm
Saturday, December 27 @ Manchester	7:00 pm
Sunday, December 28 vs. Worcester	4:00 pm
Wednesday, December 31 vs. Norfolk	5:30 pm

JANUARY

Saturday, January 3 vs. Norfolk	7:00 pm
Sunday, January 4 vs. Springfield	4:00 pm
Wednesday, January 7 @ Lowell	7:00 pm
Friday, January 9 vs. Lowell	7:00 pm
Saturday, January 10 vs. Springfield	7:00 pm
Sunday, January 11 vs. Springfield	4:00 pm
Friday, January 16 @ Providence	7:05 pm
Saturday, January 17 vs. Manchester	7:00 pm
Monday, January 19 vs. Hartford	1:00 pm
Wednesday, January 21 @ Lowell	7:00 pm
Friday, January 23 vs. Bridgeport	7:00 pm
Saturday, January 24 vs. Bridgeport	7:00 pm
Friday, January 30 @ Providence	7:05 pm
Saturday, January 31 @ Bridgeport	7:00 pm

FEBRUARY

Wednesday, February 4 vs. Worcester	7:00 pm
Saturday, February 7 @ Albany	5:00 pm
<i>(Glens Falls Civic Center, Glens Falls, NY)</i>	
Sunday, February 8 @ Hershey	5:00 pm
Tuesday February 10 vs. Albany	7:00 pm
<i>(HSBC Arena, Buffalo, NY)</i>	
Friday, February 13 vs. Worcester	7:00 pm
Saturday, February 14 vs. Providence	7:00 pm
Sunday, February 15 @ Lowell	4:00 pm
Tuesday, February 17 @ Springfield	7:00 pm
Friday, February 20 @ Philadelphia	7:05 pm
Saturday February 21 @ Hartford	7:00 pm
Sunday, February 22 @ Bridgeport	1:00 pm
Wednesday, February 25 @ Springfield	7:00 pm
Friday, February 27 @ Worcester	8:05 pm
Saturday, February 28 vs. Hartford	7:00 pm

MARCH

Sunday, March 1 vs. Lowell	4:00 pm
Saturday, March 7 @ Manchester	7:00 pm
Tuesday, March 10 vs. Binghamton	7:00 pm
Friday, March 13 @ Providence	7:05 pm
Saturday, March 14 vs. Lowell	7:00 pm
<i>(Androskoggin Bank Colisee, Lewiston, ME)</i>	
Wednesday, March 18 @ Manchester	7:00 pm
Friday, March 20 vs. Hartford	7:00 pm
Saturday, March 21 vs. Hershey	7:00 pm
Sunday, March 22 @ Bridgeport	4:00 pm
Friday, March 27 vs. Lowell	7:00 pm
Saturday, March 28 vs. Manchester	7:00 pm
Sunday, March 29 @ Springfield	4:00 pm

APRIL

Wednesday, April 1 @ Hartford	7:00 pm
Friday, April 3 @ Lowell	7:00 pm
Saturday, April 4 @ Providence	7:05 pm
Sunday, April 5 vs. Springfield	4:00 pm
Wednesday, April 8 @ Worcester	7:05 pm
Friday, April 10 vs. Providence	7:00 pm
Saturday, April 11 @ Manchester	7:00 pm

*All Game Times Eastern Time

*Home Games are in bold



SABRES
MISCELLANEOUS





RADIO-TELEVISION INFORMATION

All the action of Sabres' hockey can be heard on WGR Sports Radio 550 AM. Calling the action will be the voice of the Sabres, the venerable Rick Jeanneret. The Sabres will simulcast on radio each game televised on MSG.

This season, Sabres fans will be able to watch 78 of the team's regular season games. MSG will broadcast 70 regular season games, and the Sabres will appear eight times nationally on Versus. The 37 home games that will air on MSG will be broadcast in High Definition in the Buffalo market only on Time Warner Cable.

This is the second year of the 10-year extension to telecast Sabres games, in which MSG will own the exclusive local rights to telecast the team's games. The deal runs through the 2016-17 season. MSG Networks, an industry leader in production and technology, is the nation's longest-running regional sports network. The first regional sports network to produce games in HDTV and winner of 95 New York Emmy Awards, MSG Networks is part of Madison Square Garden L.P. In addition to being home of the Sabres, MSG Network's award-winning programming line-up also boasts the New York Knicks, New York Rangers, New York Islanders, New Jersey Devils, New York Liberty and over 400 live college football and basketball games.

Once again this season, The Lexus Shootout can be seen following every Sabres home telecast on MSG. Host Kevin Sylvester will be joined by Rob Ray and Mike Robitaille for complete post-game analysis and player interviews. The Lexus Postgame Show, hosted by Kevin Sylvester, featuring highlights and exclusive interviews can be seen following every MSG Network road telecast.

WGR's coverage will include a post-game show hosted by Brian Koziol featuring a complete game recap, player interviews and scores from around the league. Paul Hamilton will provide live updates from Sabres games as he returns to serve as WGR's beat reporter for the Buffalo Sabres.

RICK JEANNERET AND HARRY NEALE



Play-by-play man Rick Jeanneret (left) and Commentator Harry Neale (right).

RICK JEANNERET

Currently the longest-tenured broadcaster in hockey, the 2008-09 season marks Rick Jeanneret's 37th year with the Buffalo Sabres. He started with the team prior to the 1971-72 season, serving as the club's radio voice and held that post until 1995. Jeanneret then became the television play-by-play announcer, beginning with the 1995-96 campaign. He broadcast his first game during the 1971 preseason for the Cincinnati Swords (the Sabres' minor league team at the time). Jeanneret earned his start in 1963 while attending a Niagara Falls Flyers (Junior A) game in which he filled in for the regular announcer who had taken ill. He went on to become the color analyst for one season before moving to the play-by-play position in 1965. A native of St. Catharines, Ont., Jeanneret currently resides in Niagara Falls, Ontario, with his wife, Sandra. Rick has two sons, Mark and Chris.

HARRY NEALE

A resident of East Amherst, N.Y., Neale joined the Sabres broadcast team for the 2007-08 season. He is well known for his work on Hockey Night in Canada which he joined in 1986 following eight years as an NHL coach and general manager. Neale also spent the past 21 seasons working as an analyst on regional coverage of Toronto Maple Leafs games. Before his broadcast career Neale was a former NHL head coach and general manager, Neale worked with the Vancouver Canucks from 1978-82 (head coach and GM), and with the Detroit Red Wings from 1985-86 (head coach). Neale began his career as a coach of the NCAA's Ohio State Buckeyes hockey team in 1966, and also served as coach of the New England whalers and Minnesota Fighting Saints of the World Hockey Association, and the Ontario Hockey Association's Toronto Marlboros.

TELEVISION PERSONALITIES



KEVIN SYLVESTER



ROB RAY



MIKE ROBITAILLE



MARIA GENERO



HISTORY OF THE BUFFALO SABRES

The NHL officially came to Buffalo on Dec. 2, 1969, when the league awarded Seymour and Northrup Knox the franchise that would soon be named "Sabres." The brothers wasted little time in hiring George "Punch" Imlach, formerly of the Toronto Maple Leafs, as the team's first Head Coach and General Manager. In June 1970, the Sabres were awarded the first pick in the NHL Entry Draft, and Imlach selected highly-touted center Gilbert Perreault from the Montreal Jr. Canadiens. Perreault lived up to the advance billing scoring 38 goals his rookie season en route to winning the Calder Trophy as the NHL's Rookie of the Year.

Another Junior Canadian, left winger Rick Martin, joined Perreault on the team's front line as the Sabres' top pick in 1971. That dominating duo turned into a trio when Rene Robert was acquired from the Pittsburgh Penguins near the end of the 1971-72 season. The line of Martin-Perreault-Robert would be dubbed "The French Connection" and would become one of the 1970's most dominating scoring lines.

By 1974-75, the young team was maturing and finished the season with a 49-16-15 record - still the best-ever season numbers in franchise history. Buffalo defeated Chicago in the first round of the playoffs and followed that with a second-round victory over Montreal to earn its first-ever berth in the Stanley Cup Finals vs. Philadelphia. While the Flyers defeated the Sabres in six games, the loss did not blemish the accomplishment of a team which had only been in the league for five years.

One of the most memorable moments in the franchise's first decade occurred Jan. 4, 1976, when the Sabres played the powerful Soviet Wings in an exhibition game at The Aud. With Cold War tensions still running high, the game had an intensity level far beyond the average regular-season game. Buffalo put on a dominating performance, defeating the Wings 12-6 in what ranked at the time as the worst-ever loss by a Soviet team in international competition.

The Sabres had an opportunity to hire one of the game's all-time coaching greats, Scotty Bowman, and did so in 1979. In his first season as head coach, Bowman led the Sabres to the Wales Conference Finals before they lost 4-2 to the eventual Stanley Cup Champion New York Islanders. Bowman still holds the Sabres record for most games coached (404) and finished with an impressive 210-134-60 mark.

Bowman spent the next few seasons revamping the Sabres' lineup, adding players such as Mike Ramsey, Phil Housley, Mike Foligno, Dave Andreychuk and Tom Barraso. Those players formed the core of successful teams, and helped continue the tradition of winning hockey.

Through the good times and the bad times, there was always Perreault. Robert and Martin had both been traded by the early 1980s, but the original Sabre remained and continued to flourish. On March 9, 1986, Perreault and an Aud full of fans celebrated together as the franchise's favorite son scored his 500th career goal, making him the 12th player in history (at the time) to reach that milestone. Four years later, in 1990, Perreault was immortalized with induction into Hockey's Hall of Fame. This would be an omen of better things to come for the franchise.

Five-time Stanley Cup Champion John Muckler was chosen in 1991 to be the team's Director of Hockey Operations and soon assumed the title of head coach. He was instrumental in acquiring Pat LaFontaine from the Islanders in October 1991. LaFontaine teamed with Russian Alexander Mogilny to form a dynamic duo that combined to score 129 goals in 1992-93, including a franchise-record 76 goals by Mogilny. Buffalo capped that season by sweeping the Bruins in the first round of the playoffs to post its first playoff series win in 10 years.

That playoff excitement was just a precursor to Game Six of the 1994 Eastern Conference Quarterfinals vs. the New Jersey Devils. Buffalo won that game 1-0 in four overtimes on a goal by Dave Hannan. Dominik Hasek posted an incredible 70 saves in the victory, playing the entire 125:43 without allowing a goal. Following that season, Hasek would win the first of two consecutive Vezina Trophies as the NHL's top goaltender. But that would only set the stage for the 1996-97 season.

Before it even started, the 1996-97 campaign was already one of the most memorable in team history. On a sad note, the season would represent the first without founder Seymour H. Knox, III, who passed away in the spring of 1996. It would also represent the first time in the team's history that it would have new uniforms (red and black replaced blue and gold) as well as a new state-of-the-art arena (HSBC Arena replaced Memorial Auditorium).

The Sabres shocked many of the so-called experts by winning the Northeast Division; the team's first such title since winning the Adams Division championship in 1981. Buffalo's performance seemed a fitting tribute to the memory of Seymour Knox.

The end of the season also brought many notable achievements off the ice. The Sabres were the stars of the NHL's postseason awards banquet. Hasek won the Hart Trophy as league MVP, the first time a goalie had achieved such a feat since 1962. For good measure, Hasek also took home his third Vezina in four years, an equally stunning feat. Michael Peca, a 23-year-old center in just his second full season, joined Craig Ramsay as the only Sabres to win the Selke Trophy, symbolic of the league's best defensive forward. Ted Nolan won the Jack Adams Award as the Coach of the Year.

Lindy Ruff was named the Sabres' head coach at the start of the next season, and led Buffalo to the Eastern Conference Finals. The Sabres eventually fell to the Capitals in six games, but their performance marked the team's best playoff finish since 1980. Hasek once again shone brightly, taking home his fourth Vezina Trophy and becoming the first goaltender ever to win two consecutive Hart Trophies. Earlier in the year, Hasek had also been instrumental in leading the underdog Czech Republic to a Gold Medal at the Winter Olympic Games in Nagano, Japan.

The year ended on a sad note when team co-founder Northrup Knox passed away in July 1998. The Knox brothers' persistence in acquiring a franchise and their determination to keep it in Buffalo will forever resonate with hockey fans in Western New York. Shortly before his death, Knox orchestrated the sale of the team to John, Tim, Michael, and James Rigas of Adelphia Cable Communications.

Buffalo returned to the ECF the following year, this time facing its geographical rival, the Toronto Maple Leafs. In what would be known as the cross-border series, the Sabres defeated Toronto 4-1 to reach the Stanley Cup Finals for just the second time in team history. The Dallas Stars would be the Sabres' opponent and the two teams proved to be evenly matched in the lowest-scoring Stanley Cup in history. With Buffalo trailing 3 games to 2 in Game Six, Brett Hull slid the puck past Hasek in the third overtime to clinch the Cup for the Stars. Replays would later show that Hull's skate was in the crease, but officials let the goal stand to the dismay of Sabres fans.

Buffalo celebrated its 30th anniversary season in the NHL in 1999-2000 with the impressive rookie debuts of Martin Biron and Maxim Afinogenov. The development of Biron and Afinogenov combined with the late-season additions of veterans Doug Gilmour and Chris Gratton enabled the Sabres to continue their winning ways as they began their fourth decade of play in the NHL.



The 2000-01 campaign will be remembered as one of the most successful seasons in recent memory as the Sabres won the fourth-most games in team history (46). Once again, Miroslav Satan led the team in goals scored and total points in the regular season and had a stellar postseason with three goals, a team-high 10 assists and 13 total points. The season also turned out to be a breakout year for several members who had career offensive years. J.P. Dumont proved to be a valuable addition, producing career offensive numbers in his first year with the team. Alexei Zhitnik returned to the offensive production of earlier in his career and Rhett Warrener and Jay McKee worked as the team's top defensive tandem. As a whole, the Sabres were the league's top defense, allowing the fewest goals and boasting the best penalty-killing unit. Andreychuk proved that you can go home, returning to the Sabres to score 20 goals, eight on the power play, and add some veteran leadership to a young, yet maturing, hockey club. Another former Sabre returned as Donald Audette, who was acquired at the trade deadline along with Steve Heinze, added another element to the Sabres as the team headed into the postseason. And as he was in past seasons, Hasek proved why he was one of the best goalies in the NHL, posting a 34-24-4 record with 2.11 goals against and 11 shutouts en route to his sixth Vezina Trophy.

Despite not making the playoffs in 2001-02, the Sabres were one of the better teams in the NHL over the second half of the 2002-03 season. Strong offensive years from Satan, Stu Barnes and Tim Connolly as well as the emergence of Taylor Pyatt late in the year were just a few of the bright spots of the season. Plus, the emergence of Biron as one of the league's top goaltenders gave fans much to look forward to.

Ruff became the team's all-time winningest head coach with a 5-2 win over Philadelphia on Feb. 18, 2003. Ales Kotalik broke onto the scene by scoring 21 goals, the second most by a rookie in 2002-03 while Satan once again led the Sabres in goals, assists and points. B. Thomas Golisano became the Sabres' owner in March and brought a new enthusiasm level to the franchise.

The 2003-04 Sabres once again were one of the League's top teams in the second half of the season. Daniel Briere, who came to the club near the end of the 2002-03 season, continued his outstanding play and led the Sabres in assists and points. Dumont and Chris Drury were threats to score while Satan recorded a team-best 29 goals, including four against Atlanta on Feb. 16, 2004. Satan and Maxim Afinogenov each had a hat trick against Washington, Dec. 31, 2003. Rookies Derek Roy, Milan Bartovic and Andrew Peters each had long stints with the Sabres, who played in front of 12 sold-out home crowds.

Following a lockout that forced the league to cancel the entire 2004-2005 season, NHL hockey returned in 2005-06 featuring new rules intended to create a more exciting style of play. Despite low expectations set by many hockey observers, the Sabres turned in a historic season. Led by Lindy Ruff, who would win the Adams Award as Coach of the Year, Buffalo set a franchise record for wins in a season with 52. Rookie goaltender Ryan Miller won 30 games on the season, despite missing 18 games with a broken thumb early in the season. The Sabres featured a tremendously balanced scoring attack, with six 20-goal scorers and 12 players with at least 30 points. Afinogenov led the team with 73 points (22+51), while Chris Drury led all goal-scorers with 30. Seven different players reached career highs in either goals, assists, or points. Perhaps the most impressive offensive player on the season was Briere, who, despite being plagued by injuries for much of the season, recorded 58 points (25+33) in 48 games.

It was also a breakout year for several rookies. In addition to the strong freshman campaign turned in by Miller, Thomas Vanek burst on the scene with 25 goals and 23 assists. Jason Pominville, who appeared in 57 games after being called up from Rochester, showed a terrific scoring touch, collecting 18 goals, while center Paul Gaustad recorded 24 points and added an element of toughness to the lineup.

Buffalo made the playoffs for the first time since the 2000-01 season, and began by knocking off the Philadelphia Flyers in six games. That set up what turned out to be a wild series with conference-rival Ottawa. With Buffalo leading three games to one, Pominville became the first player in NHL history to score a series-clinching, short-handed, overtime goal when he eluded two Ottawa defenders and slipped the puck past goalie Ray Emery. That set up a showdown with the Carolina Hurricanes in the Eastern Conference Finals, where the Sabres eventually lost in seven games.

The 2006-07 season was unlike any other in Sabres history, as they captured the Presidents' Trophy as the team with the best regular season record. The team started out by tying an NHL record with 10 straight wins, before losing in a shootout to Atlanta on Oct. 28. The Sabres went on to post 53 wins, the most in franchise history – one more than in 2005-06. The season was also a success at the turnstiles as they sold out HSBC Arena for all 41 regular season games and nine playoff games. This has not occurred in Buffalo since the days of the legendary Aud in 1979-80.

A contributing factor to the team's success was having four players with more than 30 goals. Daniel Briere led the team with 95 points (32+63), while Thomas Vanek was a close second with 84 points, including a team-high 43 goals. Chris Drury finished with 69 points (43+41) and Jason Pominville capped a terrific sophomore season with 34 goals. Vanek also finished first in the league with a plus-minus rating of +47. Adding to the Sabres depth on offense, the team had 10 players with over 30 points. Rookie Drew Stafford posted strong numbers after being called up from Rochester in mid-season. Stafford played in 41 games and finished with 13 goals and 14 assists. Goaltender Ryan Miller also set a club record with 40 victories after being voted in as a starter for the NHL All-Star game.

Buffalo made it to the playoffs for a second consecutive season. The Sabres eliminated the N.Y. Islanders in five games, and then defeated the NY Rangers 4-2 in the Semifinals. Buffalo advanced to the Conference Finals for the second consecutive year (and fourth time since 1997), before losing in five games to Ottawa.

The 2007-08 season was a drastic change for the Sabres as they failed to make the playoffs after finishing atop the NHL in the regular season standings in 2006-07. The Sabres did see two young stars emerge as Derek Roy and Jason Pominville led the team with 81 and 80 points, respectively. Roy eclipsed the 30-goal mark for the first time in his career as he finished the year with 32 goals. Pominville coupled 27 goals with 53 assists to set a new career high in points. Thomas Vanek continued to show his offensive prowess as he tallied 36 goals and 28 assists on the season. Vanek finished the year with a career high four hat tricks, three of which were natural or uninterrupted. Ryan Miller continued to set team records as he played in an unprecedented 76 games in the regular season, compiling a record of 36-27-10.

Buffalo continued their impressive string of sell-outs as they saw HSBC Arena full for 39 of their 41 home games. In 2007-2008, the Sabres made history yet again as they hosted the 2008 AMP Winter Classic at Ralph Wilson Stadium in Orchard Park, NY. The Sabres faced the Pittsburgh Penguins in front of 71,217 fans as snow lightly fell on New Years Day. The game was the first outdoor game to be played in the United States and set the record for attendance at an NHL game. Buffalo would lose the historic game 2-1 in a shootout.



HISTORY OF THE SABRES UNIFORM



Equipped with one of the National Hockey League's two new teams, the Knox Brothers sought a name for the club that would accompany the Vancouver Canucks into the 1970-71 season. A contest brought about the name "Sabres," which just needed a logo to become the trademark of hockey on the Niagara Frontier. The Sabres crest would remain identical over the first 26 years. The first major change to the team's look came in 1996-97, which accompanied a new home for the Buffalo Sabres (the team moved from Memorial Auditorium into its new address of HSBC Arena).

The crest in which would adorn the blue, white and gold jerseys of Buffalo Sabres players from October 1970 until April 1996 reflected the team's name. Along with the Buffalo appeared two crossed sabres "renowned as a clean, sharp, decisive and penetrating weapon on offense, as well as a strong parrying weapon on defense," according to team Public Relations Director Chuck Burr's 1970 press release.

A few minor changes were seen in the Buffalo sweaters over the first 26 years, mostly simple accessory changes. After adding players' last names to the back of the sweaters a few years earlier, 1978-79 marked the first season the team's jerseys did not have drawstrings at the neckline and the debut of the team's crest on the shoulders. While the next season was Buffalo's 10th anniversary campaign, a patch honoring that winter's Olympic games in Lake Placid, N.Y., was the notable change on the uniforms. The 1980 Winter Olympics is where the now legendary "Miracle on Ice" would take place, and where the Sabres held their 1980 training camp. It was probably fitting then that 10 years later, a Buffalo Sabres' 20th anniversary logo patch was embroidered on the front right shoulder of the players' uniforms for 1989-90. Two years later, the Sabres joined the other NHL teams in wearing a commemorative patch for the league's 75th anniversary, and fans even had the opportunity to see it on both the home and road jerseys as Buffalo joined 15 other teams in the season-long celebration. For the second half of that season, the Sabres wore their road jerseys at home and donned the home jerseys for away games, to complement the "original six" teams who wore "throwback jerseys."

A Stanley Cup centennial patch appeared on the 1992-93 uniforms. Buffalo would again recognize a significant anniversary with a special 25th anniversary logo, which was designed for the team's 1994-95 campaign. Players wore the fifth patch in seven years on the team's sweaters in 1995-96 (bearing jersey number one), remembering former NHL goalie Roger Crozier, who played six of his 14 seasons in the league in Buffalo.

The 1996-97 season began a new era in Buffalo Sabres hockey with a new home, new colors and a new logo. The Sabres' new colors would be black, white, red, gray and silver, featuring a white buffalo head as the new team logo. A secondary logo of a "B" with the familiar sabre piercing through it would also be featured on the shoulder of the new jerseys. In their first season in the new uniforms, the Sabres honored the memory of co-founder Seymour H. Knox III with a circular patch bearing the initials SHK III.

On Nov. 22, 2000, the Sabres unveiled the team's third jersey against the Philadelphia Flyers. The third jersey was a tribute to the original sweater, while incorporating colors and elements from the current design, unveiled in 1996. The organization chose from over 50 different concepts and developed a blend of the 1970s blue and gold crest, featuring the traditional circle and crossed Sabres logo, adorned on a red-based jersey, trimmed in the team's black and silver of the 1990s. The word "BUFFALO" appeared on the lower trim to signify the team's proud attachment to its hometown. The third jersey also featured the current Sabres white buffalo-head logo appearing on the shoulders. The Sabres wore their original blue and yellow colors with the former logo and design for the season finale, April 4, 2003, against New Jersey.

The new Sabres new uniform scheme, unveiled on September 16, 2006, takes its inspiration from the original Sabres uniform (1971-96) and second uniform (1996-2005). The design was a collaborative effort between the Sabres and Reebok International. The new "blue and gold" colors have been altered to a deeper navy blue and richer gold that have a greater visual impact both in person and on television broadcasts. Silver accents and a revised "B-Sabre" logo were carried over from the team's second uniform. Unique in the NHL, the new uniforms have player numbers on the front of the jersey and have been designed utilizing the most advanced material available from Reebok. Buffalo also debuted a new alternate uniform that was the original blue uniform from 1970 with the player number on the front like on the newly designed uniforms. The alternate jersey was only worn for the 2006-07 season.

The Sabres revealed their new third jersey on September 20, 2008. It will make its debut during the 2008-09 NHL season. The new jersey incorporates design elements from the original uniforms while linking elements from the current jerseys. The team's original road uniform (1971-96) has been updated to incorporate the darker navy blue and rich gold featured in the current uniforms along with silver accents on the stripes to give dimension to the original design. The player numbers will appear on the front of the uniform and a neck tie will be incorporated similar to what was worn by the team the first seven years Buffalo was in the league. The original crossed Sabres logo also features silver accents to give a beveled look to the team's original logo. The jersey is designed to incorporate the design elements of the Reebok EDGE uniform system.





Address:	One Seymour H. Knox III Plaza, Buffalo, NY 14203
Location:	At the foot of Main St. and South Park Ave. on the Buffalo waterfront
Ceremonial Groundbreaking:	Nov. 4, 1994
Gala Grand Opening Event:	Sept. 27, 1996, an evening of entertainment featuring appearances by: Doc Severinsen and the Buffalo Philharmonic Orchestra, figure skater Brian Boitano, aerialists, singer Ani DiFranco, and members of the Sabres and Bandits.
First Hockey Game:	Sept. 21, 1996, preseason game vs. Toronto Maple Leafs (3-1 Buffalo win; first goal by the Sabres' Brian Holzinger at 5:24 of the first period on Toronto goalie Don Beaupre).
First Regular-Season Hockey Game:	Oct. 12, 1996, vs. Detroit Red Wings (6-1 win by Detroit; first regular-season goal in HSBC was by the Wings' Vyacheslav Kozlov at 15:41 of the first period on Buffalo's Dominik Hasek; first Buffalo regular-season goal in HSBC Arena by Michael Peca at 5:24 of third period on Detroit goaltender Mike Vernon).
Seating Capacity:	18,690 for hockey, lacrosse, and football 19,100 for basketball 21,500 for concerts (building size - 700,000 square feet)
Cost:	\$127.5 million (\$72 million from private sources and \$55 million from the combined resources of New York State, Erie County, and the City of Buffalo)
Project Architects:	Ellerbe Becket, Bergmann, Espacio/Hamilton Houston Lownie, Flynn Battaglia Architects, Buffalo Office Interiors/Hovey-Nardini Architects, Gordon Architects/Planners
Features:	<p>1,100 space attached parking garage.</p> <p>Four seating levels, including club level seats located one level below the suites. These seats have direct access to the weather-protected parking garage as well as concierge and in-seat food & beverage service.</p> <p>80 mid-level suites, featuring all of the club-seat amenities plus private restrooms. Suites seat 12 but can hold up to 18.</p> <p>The Party Suite – located on HSBC Arena's suite level, is primarily used for Buffalo Sabres games. It can accommodate 36 people and is available on a game to game basis.</p> <p>The Harbour Club possesses extensive banquet facilities while offering views of both the arena floor and the Buffalo waterfront. It is located on both the 100 and 200 levels, with formal and casual dining at the two locations, respectively.</p> <p>The Pour Man's Aud Club- a nostalgic "time-warp" for long-time Buffalo Sabres fans featuring refurbished artifacts taken from the Memorial Auditorium.</p> <p>Food courts</p> <p>Sabres team store - at 5,000 square feet, it is one of the largest in-arena merchandise stores in the NHL.</p> <p>Sabretooth's House- a 400 square foot home, which includes several interactive exhibits and large open spaces for Sabretooth and his friends to play in before the action starts on the ice.</p> <p>Heineken Headlines sports bar - includes displays and other features telling the history of amateur and professional sports in Buffalo.</p> <p>Pavilion - The 330' long by 65' high glass-enclosed structure serves as the main entrance/exit in the arena.</p> <p>The Greater Buffalo Sports Hall of Fame Display- located in the Pavilion, just outside the Sabres Store.</p>

In addition to the Sabres, the Buffalo Bandits (National Lacrosse League) play their home games at HSBC Arena. The arena also hosts college basketball games featuring the four WNY NCAA Division I teams: Canisius College, Niagara University, University at Buffalo and St. Bonaventure University. The HSBC Arena has also played host to the 2000, 2004, and 2007 NCAA Division I Men's Basketball Championship first and second rounds, and the 2003 NCAA Division I Men's Ice Hockey Frozen Four.





MEDIA INFORMATION

Requests for information should be directed to the Sabres' Public Relations Department, Buffalo Sabres, HSBC Arena, One Seymour H. Knox, III Plaza, Buffalo, NY 14203. The main office phone number is (716) 855-4100. Fax transmissions can be sent to (716) 855-4162.

Season credentials are available only to those media members who cover the team on a regular basis. Those who need media credentials for an individual game should contact Kevin Snow via email (Kevin.snow@sabres.com), fax or phone (716/855-4509) by 5 p.m. the day before a game, and by 5 p.m. on Friday before a Sunday game. Requests for individual game seating should be provided on your media outlet's letterhead (via fax). Furthermore, freelance photographers will be admitted on an assignment-only basis, which must come from the photo editor. Press box seats are filled on a space-available basis.

The media entrance to HSBC Arena is located at the plaza area on the east (Illinois Street) side of the building, aligned with the middle of the parking ramp.

All requests for pre-game live shots should be coordinated through a member of the Public Relations Department to assure location and transmission.

The Sabres' press lounge opens two hours before game time, and also serves as the media work room. It can be reached by turning right upon entering the building at the media entrance (mentioned above).

Press credentials can be picked up before 4:30 p.m. at the arena's security office. From 4:30 p.m. on, the passes will be at the media entrance described above (please note that pick up times will be adjusted for afternoon games).

To reach the press box, return toward (and just past) the security office/media entrance and ride the freight elevator to the top/press level (indicated with a "P" in the elevator).

Credentials should be displayed at all times for admission to the press box, press lounge/work room, and dressing room areas. **YOUR COOPERATION IS APPRECIATED IN MAINTAINING A WORKING ATMOSPHERE IN THE LOCKER ROOM(S). ABSOLUTELY NO AUTOGRAPH REQUESTS. VIOLATORS WILL BE ASKED TO LEAVE.**

Please note that smoking is prohibited not only in both the press lounge/work room and the press box, but also in the whole arena (under N.Y. State law).

There are electrical outlets and phone jacks at all seats in the press box, but phone lines are not active unless arrangements are made by calling Mike Queeno at (716) 855-4485. Please keep in mind that there are a minimum number of pool phones in the press box for use by visiting media as well as two pay phones.

Practices that cannot be held at HSBC Arena, will take place at the Pepsi Center. Practices are open to the media, and reporters should contact Chris Bandura to verify times (716) 855-4515.

DIRECTIONS TO HSBC ARENA

HSBC Arena is on Buffalo's waterfront at the end of Washington Street and is bordered by Main and Illinois Streets and South Park Avenue. There are several parking lots in that area. For directions see below or, for more detailed information, contact the Sabres at (716) 855-4100.

From N.Y. State Thruway (90): Take Interstate 90 to downtown Buffalo to 190 North (exit 53).

Recommended: Take exit 5 (Hamburg St.), turning right onto Hamburg Street. Turn right onto Perry Street (first light) or South Park Ave. (second light). HSBC Arena is two blocks ahead with parking past Michigan Ave.

Alternate: From 190 South, take exit 5 (Louisiana Street). Stay to the right on exit ramp and exit onto Louisiana Street. Make a left onto Louisiana St. and take it to the first light. Turn right onto Perry Street. HSBC Arena is ahead with parking available on either side of Perry Street.

From Canada and North: Take the 190 South heading toward downtown Buffalo. Exit at Niagara Street and head toward downtown. Turn right on South Elmwood Avenue (before City Hall) and continue until you cross Church Street, at that point Elmwood becomes Lower Terrace (Adam's Mark Hotel on your right). Travel on Lower Terrace and turn right on Washington. The HSBC is at the end of Washington.

DIRECTIONS TO THE PEPSI CENTER

Coming from Buffalo Niagara International Airport

Exit the airport and follow signs to the Kensington Expressway (33 West). Take 90 East to 290 West. Exit 290 at Millersport North (Exit 5B). Take Maple Road ramp; turn right onto Maple Road. Turn left at Amherst Manor Drive.

Pepsi Center
1615 Amherst Manor Drive
Williamsville, NY 14221
Phone: (716) 631-7555



NHL CRITICAL DATES CALENDAR

SEPTEMBER

- 12 Opening Day of Rookie camp
- 16 Opening Day of NHL training camp for NYR, OTT, PIT, TB
- 19 Opening Day of NHL training camp
- 20 Pre-season schedule begins
- 23 Kraft Hockeyville Game, Roberval, QC
(Buffalo Sabres vs. Montreal Canadiens)

OCTOBER

- 1 Hockey Fights Cancer Awareness Month
- 4-5 NHL Premiere – Stockholm 2008
(Ottawa Senators vs. Pittsburgh Penguins)
- 4-5 NHL Premiere – Prague 2008
(New York Rangers, vs. Tampa Bay Lightning)
- 9 91st NHL Regular Season begins *(North American games)*
- 22 Lester Patrick Award luncheon *(St. Paul, MN)*

NOVEMBER

- 8 Hockey Hall of Fame Game
(Montreal Canadiens at Toronto Maple Leafs)
- 10 Hockey Hall of Fame Induction Ceremony *(Toronto, ON)*
Inductees: Glenn Anderson, Igor Larionov *(Player category)*
Ed Chynoweth *(Builder category)*
Ray Scapinello *(Referee/Linesman category)*

DECEMBER

- 1 Signing deadline for Group 2 free agents
- 19-27 Holiday Roster Freeze in effect.

For all players on an NHL active roster, injured reserve, or players with non-roster and injured non-roster status as of midnight, local time, December 19, a roster freeze shall apply through midnight local time December 27, with respect to waivers, trades and loans, subject to the exceptions provided for in CBA Article 16.10.

- 24-25 No scheduled practices - dressing rooms closed
- 26 – Jan.5 IIHF World U20 Championship *(Ottawa, ON)*

JANUARY

- 1 NHL Winter Classic 2009, Wrigley Field, Chicago
(Detroit Red Wings at Chicago Blackhawks)
- 14 Home Hardware CHL/NHL Top Prospects Game *(TBA)*
- 18 NHL on NBC *(game of the week coverage begins)*
- 22-26 All-Star break *(no games played)*
- 24 NHL SuperSkills Competition *(Bell Centre, Montreal, QC)*
- 25 57th NHL All-Star Game *(Bell Centre)*

FEBRUARY

- 13-15 Hockey Weekend Across America *(USA Hockey)*
- 21 CBC's Hockey Day in Canada
(hosted from Campbellton, NB)

MARCH

- 3 Trade deadline *(3:00 p.m. ET)*

APRIL

- 9-11 NCAA Frozen Four *(Verizon Center, Washington, DC)*
- 9-19 IIHF U18 World Championship
(Fargo, ND & Moorhead, MN)
- 12 Last day of 2008-09 regular season
- 15 Stanley Cup Playoffs begin
- 24 – May 10 IIHF World Championship
(Berne & Zurich-Kloten, Switzerland)

MAY

- 25 – 30 NHL Combine *(Toronto, ON)*

JUNE

- 15 Last possible day for 2009 Stanley Cup Final
- TBA Deadline for first club-elected salary arbitration
(later of June 15 or 48 hours after the conclusion of the Stanley Cup Final, 5:00 p.m. ET)
- TBA NHL Awards show
- 25 NHL Entry Draft Media Day
Top Prospects Media Lunch & Clinic *(Montreal, QC)*
- 26 NHL Entry Draft – first round *(Bell Centre, Montreal, QC)*
- 27 NHL Entry Draft – rounds 2-7 *(Bell Centre, Montreal, QC)*

JULY

- 1 Free Agency period begins
- 5 Deadline for player-elected salary arbitration *(5:00 p.m. ET)*
- 6 Deadline for club-elected salary arbitration *(5:00 p.m. ET)*
- 10 Deadline for eligible players to elect Group 5 free agency
(5:00 p.m. ET)
- 20 – Aug. 4 Salary arbitration hearings held

AUGUST

- 6 Deadline for salary arbitration decisions to be rendered



TICKET INFORMATION



VARIABLE TICKET PRICING

The Sabres will once again feature variable ticket pricing for tickets to all home games. The five pricing levels include Platinum, Gold, Silver, Bronze, and Value. The classifications are determined by the opponent, time of the year, day of the week, rivalries, and games against all-star players. This season there are 4 Platinum games, 10 Gold games, 15 Silver games, 9 Bronze games, and 3 Value games.

2008-2009 TICKET PRICING

ARENA SEATING	SEASON TICKETS	PLATINUM		GOLD		SILVER		BRONZE		VALUE	
		MINI-Pk	WINDOW	MINI-Pk	WINDOW	MINI-Pk	WINDOW	MINI-Pk	WINDOW	MINI-Pk	WINDOW
200 CLUB LVL	\$3,280 (#80ea)	\$231	\$233	\$171	\$173	\$130	\$132	\$112	\$114	\$97	\$99
200 CLUB ENDZONE	\$2,665 (#65ea)	\$231	\$233	\$171	\$173	\$130	\$132	\$106	\$108	\$90	\$92
100 LVL PREF	\$2,419 (#59ea)	\$212	\$214	\$156	\$158	\$126	\$128	\$81	\$83	\$68	\$70
100 LVL II	\$1,886 (#46ea)	\$183	\$185	\$135	\$137	\$95	\$97	\$64	\$66	\$54	\$56
100 LVL III	\$1,435 (#35ea)	\$153	\$155	\$113	\$115	\$76	\$78	\$54	\$56	\$40	\$42
100 LVL IV	\$1,271 (#31ea)	\$135	\$137	\$99	\$101	\$56	\$58	\$37	\$39	\$34	\$36
300 LVL I	\$1,435 (#35ea)	\$114	\$116	\$84	\$86	\$74	\$76	\$51	\$53	\$42	\$44
300 LVL II	\$1,066 (#26ea)	\$96	\$98	\$70	\$72	\$56	\$58	\$37	\$39	\$29	\$31
300 LVL III	\$820 (#20ea)	\$76	\$78	\$56	\$58	\$45	\$47	\$30	\$32	\$20	\$22
300 LVL IV	\$820 (#20ea)	\$76	\$78	\$56	\$58	\$45	\$47	\$30	\$32	\$20	\$22

Pricing based on a 41 game schedule. All prices in U.S. funds. Game times subject to change. Season tickets for the 2008-2009 season are sold out.

Sabres Tickets are available in person at the HSBC Arena Box Office, all Tickets.com Outlets in Tops Markets, online at www.sabres.com or www.tickets.com. To charge tickets by phone, call 1.888.223.6000.



OCTOBER

DAY	DATE	OPPONENT	TIME (E.S.T.)
Friday	October 10	MONTREAL	7:30 PM
Monday	October 13	@NY Islanders	2:00 PM
Wednesday	October 15	@NY Rangers	7:00 PM
Friday	October 17	VANCOUVER	7:30 PM
Saturday	October 18	@Atlanta	7:00 PM
Tuesday	October 21	BOSTON	7:00 PM
Thursday	October 23	@ Minnesota	8:00 PM
Saturday	October 25	@ COLORADO	9:00 PM
Monday	October 27	OTTAWA	7:00 PM
Thursday	October 30	TAMPA BAY	7:00 PM

NOVEMBER

DAY	DATE	OPPONENT	TIME (E.S.T.)
Saturday	November 1	WASHINGTON	7:00 PM
Monday	November 3	@ New Jersey	7:00 PM
Friday	November 7	ATLANTA	7:30 PM
Saturday	November 8	@ Boston	7:00 PM
Wednesday	November 12	ST. LOUIS	7:00 PM
Friday	November 14	COLUMBUS	7:30 PM
Saturday	November 15	@ Pittsburgh	7:30 PM
Wednesday	November 19	@ Boston	7:00 PM
Friday	November 21	PHILADELPHIA	7:30 PM
Saturday	November 22	NY ISLANDERS	7:00 PM
Wednesday	November 26	BOSTON	7:00 PM
Friday	November 28	PITTSBURGH	7:30 PM
Saturday	November 29	@ Montreal	7:00 PM

DECEMBER

DAY	DATE	OPPONENT	TIME (E.S.T.)
Monday	December 1	NASHVILLE	7:00 PM
Thursday	December 4	@ Florida	7:30 PM
Saturday	December 6	@ Tampa Bay	7:30 PM
Monday	December 8	@ Pittsburgh	7:30 PM
Wednesday	December 10	TAMPA BAY	7:00 PM
Friday	December 12	TORONTO	7:30 PM
Saturday	December 13	@ New Jersey	7:00 PM
Wednesday	December 17	NEW JERSEY	7:00 PM
Friday	December 19	LOS ANGELES	7:30 PM
Saturday	December 20	@ Montreal	7:00 PM
Monday	December 22	PITTSBURGH	7:00 PM
Friday	December 26	@ Washington	7:00 PM
Saturday	December 27	NY ISLANDERS	7:00 PM
Tuesday	December 30	WASHINGTON	7:00 PM

JANUARY

DAY	DATE	OPPONENT	TIME (E.S.T.)
Thursday	January 1	@ Toronto	7:00 PM
Saturday	January 3	@ Boston	1:00 PM
Tuesday	January 6	OTTAWA	7:00 PM
Friday	January 9	NY RANGERS	7:30 PM

JANUARY (CONTINUED)

DAY	DATE	OPPONENT	TIME (E.S.T.)
Saturday	January 10	@ Detroit	7:00 PM
Wednesday	January 14	@ Chicago	8:30 PM
Thursday	January 15	@ Dallas	8:30 PM
Saturday	January 17	CAROLINA	7:00 PM
Monday	January 19	@ Florida	7:30 PM
Wednesday	January 21	@ Tampa Bay	7:30 PM
Tuesday	January 27	@ Edmonton	9:00 PM
Wednesday	January 28	@ Calgary	8:00 PM
Saturday	January 31	@ Phoenix	9:00 PM

FEBRUARY

DAY	DATE	OPPONENT	TIME (E.S.T.)
Monday	February 2	@ Anaheim	10:00 PM
Wednesday	February 4	TORONTO	7:30 PM
Friday	February 6	MONTREAL	7:30 PM
Saturday	February 7	@ Ottawa	7:00 PM
Wednesday	February 11	OTTAWA	7:30 PM
Friday	February 13	SAN JOSE	7:30 PM
Sunday	February 15	CAROLINA	6:00 PM
Tuesday	February 17	@ Toronto	7:30 PM
Thursday	February 19	@ Philadelphia	7:00 PM
Saturday	February 21	NY RANGERS	7:00 PM
Tuesday	February 24	ANAHEIM	7:00 PM
Thursday	February 26	@ Carolina	7:00 PM
Saturday	February 28	@ NY Islanders	7:00 PM

MARCH

DAY	DATE	OPPONENT	TIME (E.S.T.)
Wednesday	March 4	MONTREAL	7:30 PM
Friday	March 6	PHOENIX	7:30 PM
Saturday	March 7	@ Ottawa	7:00 PM
Tuesday	March 10	@ Philadelphia	7:00 PM
Thursday	March 12	FLORIDA	7:00 PM
Saturday	March 14	ATLANTA	7:00 PM
Tuesday	March 17	@ Ottawa	7:30 PM
Friday	March 20	PHILADELPHIA	7:30 PM
Saturday	March 21	@ NY Rangers	7:00 PM
Wednesday	March 25	FLORIDA	7:00 PM
Friday	March 27	TORONTO	7:30 PM
Saturday	March 28	@ Montreal	7:00 PM

APRIL

DAY	DATE	OPPONENT	TIME (E.S.T.)
Wednesday	April 1	@ Atlanta	7:00 PM
Friday	April 3	@ Washington	7:00 PM
Saturday	April 4	NEW JERSEY	7:00 PM
Monday	April 6	DETROIT	7:00 PM
Wednesday	April 8	@ Toronto	7:30 PM
Thursday	April 9	@ Carolina	7:00 PM
Saturday	April 11	BOSTON	TBD



i'm in the game.
i'm in the zone.
glad i'm Blue.

The Official Health Plan of the Buffalo Sabres.
www.bcbswny.com



BlueCross BlueShield
of Western New York

SAME COKE TASTE DIFFERENT JERSEY

The Official Soft Drink of the
Buffalo Sabres



Coca-Cola taste
zero calories.