



THE BUFFALO SABRES '89-'90 SCHEDULE



OCTOBER 1989

SUN	MON	TUE	WED	THU	FRI	SAT
1	2	3	4	5 ▲	6	7 ●
			QUE			MONT
8	9	10	11 ●	12	13 ▲	14
MINN			TOR	HART	DET	
15	16	17	18 ●	19	20 ▲	21 ●
			HART	MONT	PITT	
22	23	24	25	26	27	28
			MINN		TOR	
29 ▲	30	31				
BOS						

JANUARY 1990

SUN	MON	TUE	WED	THU	FRI	SAT
	1	2	3	4	5	6 ●
		NJ	USSR			MONT
7 ▲	8	9	10	11 ●	12	13
BOS				CALG		VAN
14	15	16	17	18	19 ▲	20
		LA			WASH	
21	22	23 ●	24 ●	25	26 ▲	27
		PHIL	CHI		CHI	
28 ▲	29	30 ●	31 ▲			
*PITT		QUE	QUE			

NOVEMBER 1989

SUN	MON	TUE	WED	THU	FRI	SAT
			1	2	3	4 ●
				MONT		BOS
5 ▲	6	7	8 ●	9	10	11
LA			HART		VAN	
12	13	14	15	16	17	18
EDM				CALG	EDM	
19	20	21	22 ▲	23	24	25 ●
VAN			NYR			QUE
26 ▲	27	28 ●	29	30 ●		
HART		HART		BOS		

FEBRUARY 1990

SUN	MON	TUE	WED	THU	FRI	SAT
				1	2	3 ●
						MONT
4 ▲	5	6	7 ▲	8	9 ▲	10
NYI			MONT		NYR	
11	12	13 ●	14	15	16 ▲	17
SIL		CHI			MONT	
18 ▲	19	20	21	22	23	24
HART		WPG	EDM		HART	
25	26	27	28			
WPG		SIL				

DECEMBER 1989

SUN	MON	TUE	WED	THU	FRI	SAT
					1 ▲	2
					NJ	
3	4	5	6	7 ●	8	9
SIL		NYI		PHIL		
10	11	12	13 ▲	14	15	16 ●
WASH			BOS			*BOS
17 ▲	18	19	20 ●	21	22 ▲	23 ●
PHIL			NYR		MONT	QUE
24	25	26 ▲	27	28	29 ▲	30
		DET			BOS	
31 ▲						
NYI						

MARCH 1990

SUN	MON	TUE	WED	THU	FRI	SAT
				1	2	3 ●
						QUE
4 ▲	5	6 ●	7	8 ●	9	10 ●
QUE		WASH		BOS		HART
11	12	13	14 ▲	15	16	17
			LA		TOR	
18	19	20	21 ▲	22	23	24
WPG			CALG			
25 ▲	26	27 ●	28	29 ▲	30	31 ●
*NJ		DET		MINN		PITT

APRIL 1990

SUN	MON	TUE	WED	THU	FRI	SAT
1 ▲	2	3	4	5	6	7
QUE						

Home game starting times: Sundays 7:05 p.m.  
Tue.-Fri. 7:35 p.m. \* Afternoon games 2:05 p.m.

Home Games
  Away Games
  Cable
  WNYB-TV

Ticket information: Buffalo: 856-7300 Outside Buffalo: 1-800-333-PUCK


B U F F A L O

# SABRES

yearbook '89-'90



**SOME  
SERIOUS  
SUDS**



B U F F A L O

# SABRES

yearbook '89-'90

## TABLE OF CONTENTS

<b>The Front Office</b> .....		<b>5</b>
Seymour Knox, III .....	6	All-Time Coaching Records .....
Administration .....	6	Don Luce .....
Gerry Meehan .....	7	Craig Ramsay .....
Rick Dudley .....	8-9	Hockey Department .....
Don Lever .....	10	Club Staff .....
John Tortorella .....	11	16-17
<b>The Players</b> .....		<b>19</b>
Training Camp Roster .....	20-21	Other Draft Choices .....
Player Profiles .....	22-84	1989 Entry Draft Choices .....
<b>Statistics and Records</b> .....		<b>89</b>
1988-89 Results .....	90-91	Recent Empty Net Goals .....
Year-by-Year Records .....	92	Team Records .....
NHL Standings/Data - 1988-89 .....	92-93	Individual Records .....
1988-89 Regular Season Scoring .....	94	Firsts and Lasts .....
1988-89 Home/Road Scoring .....	95	Penalty Shots .....
1988-89 Scoring by Season Halves .....	96	Shutouts .....
1988 Pre-Season Scoring .....	97	Win-Loss Records of Goalies .....
1988-89 Regular Season Records .....	98	Hat Tricks .....
1988-89 Transactions .....	99	Season Openers .....
The Last Streak .....	100	Opponents' Top Scorers .....
Leads and Deficits .....	100	Home and Away Records .....
Buffalo vs. Other NHL Teams .....	102-122	Special Teams Records .....
The Last Win .....	123-124	All-Time Transactions .....
All-Time Scoring .....	126-129	1988-89 NHL Point Differential .....
All-Time Goaltending .....	130	All-Time Attendance .....
Yearly Leaders .....	130	1988-89 NHL Points by Season Halves .....
All-Time Draft Choices .....	131-134	1988-89 NHL Interdivisional Records .....
Uniform Numbers .....	135	Stanley Cup Brackets .....
Awards .....	136-137	Media Information .....
Career Leaders .....	138-139	Press Box Staff .....
One-Season Leaders .....	140-142	Pronunciation Guide .....
All-Time Overtime Scorers .....	143	NHL Directory .....
One-Sided Decisions .....	144	NHL Notes of Interest .....
<b>The Playoffs</b> .....		<b>167</b>
All-Time Results .....	168-169	Team Records .....
1989 Summary .....	170	Individual Records .....
All-Time Scoring .....	171-172	Overtime History .....
All-Time Goaltending .....	172	
<b>Rochester Americans</b> .....		<b>177</b>
Club Directory .....	178	Records .....
1988-89 Scoring .....	179	1989-90 Schedule .....
1988-89 AHL Review .....	180	Television/Radio Information .....
John Van Boxmeer .....	181	182-185
		186
		187-189

# 1989-90 CLUB DIRECTORY

<b>Chairman of the Board and President</b> .....	Seymour H. Knox, III
<b>Vice-Chairman of the Board and Counsel</b> .....	Robert O. Swados
<b>Vice-Chairman of the Board</b> .....	Robert E. Rich, Jr.
<b>Treasurer</b> .....	Joseph T.J. Stewart
<b>Board of Directors - Niagara Frontier Hockey L.P.</b> (includes above listed officers)	
Edwin C. Andrews, Peter C. Andrews, George L. Collins, Jr. M.D., John B. Fisher, John Houghton	
Richard Rupp, Howard T. Saperston, Jr., Paul A. Schoellkopf, George Strawbridge, Jr., Arthur Victor, Jr.	
<b>Consultant</b> .....	Northrup R. Knox
<b>Assistant to the President</b> .....	Seymour H. Knox, IV
<b>Senior Vice-President/Administration</b> .....	Mitchell Owen
<b>Senior Vice-President/Finance</b> .....	Robert Pickel
<b>Vice-President/Marketing</b> .....	George Bergantz
<b>General Manager</b> .....	Gerry Meehan
<b>Head Coach</b> .....	Rick Dudley
<b>Assistant Coaches</b> .....	Don Lever & John Tortorella
<b>Director of Professional Evaluation &amp; Development</b> .....	Craig Ramsay
<b>Director of Amateur Evaluation &amp; Development</b> .....	Don Luce
<b>Director of Scouting</b> .....	Rudy Migay
<b>Coordinator of Minor League Prof. Development</b> .....	Joe Crozier
<b>Administrative Assistant to General Manager</b> .....	Debbie Bonner
<b>Scouting Staff</b> .....	Don Barrie, Jack Bowman, Larry Carriere, Frank Deegan, Dennis McIvor, Paul Merritt, Mike Racicot, Frank Zywiec
<b>Information Manager - Hockey Department</b> .....	Ken Bass
<b>Head Athletic Trainer</b> .....	Jim Pizzutelli
<b>Trainer</b> .....	Rip Simonick
<b>Equipment Supervisor</b> .....	John Allaway
<b>Administrative Assistants</b> .....	Carol McHugh, Verna Wojcik
<b>Controller</b> .....	Dan DiPoli
<b>Director of Amateur Hockey Development</b> .....	John Mickler
<b>Director of Communications</b> .....	Paul Wieland
<b>Director of Community Relations and Promotions</b> .....	Stan Makowski
<b>Director of Event Sales</b> .....	Jeffrey Pickel
<b>Director of Information</b> .....	Budd Bailey
<b>Director of Public Relations</b> .....	John Gurtler
<b>Director of Sales</b> .....	Steve Donner
<b>Marketing Associates</b> .....	John Livsey, Bob Russell
<b>Public Relations Assistant</b> .....	Steve Rossi
<b>Manager - Sabreland</b> .....	Shirley Curry
<b>Voice of the Sabres</b> .....	Ted Darling
<b>Club Doctor</b> .....	John Butsch, M.D.
<b>Orthopedic Consultant</b> .....	Peter James, M.D.
<b>Club Dentist</b> .....	Donald DeRose, D.D.S.
<b>Club Staff</b> .....	Olive Anticola, Evelyn Battleson, Barbara Blendowski, Donna Buyea, Robert Dahar, Pat Dudley, Cyndi Dyll, Birgid Haensel, Chris Ivansitz, Mary Jones, John Kreuzer, Sally Lippert, Gerry Magill, Melissa Nitkowski, Mary Onofrio, Cheryl Schoenthaler, Ann Marie Seaman, John Sinclair, Carm Tramont
<b>Executive Offices</b> .....	Memorial Auditorium
<b>Telephone/Executive Offices &amp; Ticket Office</b> .....	(716) 856-7300 (Outside Buffalo area) (800) 333-PUCK
<b>Home Ice</b> .....	Memorial Auditorium
<b>Club Colors</b> .....	Blue, White and Gold
<b>Uniforms</b> .....	Home: White base with blue and gold trim Road: Blue base with white and gold trim
<b>Off-Ice Officials</b> .....	Hank Olejniczak (Supervisor and Official Scorer), Tony Caggiano, Sam Costello, Richard Costolnick, Dale Guyann, Robert Kalenik, Don Kwak, Duke Morettin, Jim Murdoch, Stanley Renkas, Clifford Smith, Bill Truman
<b>Photographer</b> .....	Bill Wippert
<b>Anthem Singers</b> .....	Sue Brittain, John Putnam
<b>Music</b> .....	Jamie Wilson, Dave Perry

# MEMORIAL AUDITORIUM

**Address:** 140 Main St., Buffalo, NY 14202.

**Seating Capacity:** 16,166.

**Capacity Including Standing Room Areas:** 16,433.

**Building Authorization Date:** October 30, 1938 (President Franklin Roosevelt signed his approval of the project on that date).

**Groundbreaking:** December 19, 1938.

**Dedication Ceremonies:** October 14, 1940.


**First Event:** Rally for Republican Presidential Candidate Wendell Wilkie on October 15, 1940.

**First National Hockey League Game:** October 15, 1970 (Buffalo Sabres vs. Montreal Canadiens).

**Roof Raised for Balcony:** May 27, 1971

**Dimensions of Rink:** 196 feet by 85 feet.

**Location of Press Box:** Suspended from ceiling on West Side.



# Face off with Bill Lacy



## Mornings on WBEN Radio 930


Bill Lacy's first every  
weekday morning  
with news, sports,  
traffic and weather-  
fax. Don't start your  
day without him.

The WBEN  
Good Morning Show  
5-10 a.m.

**WBEN**  
**RADIO 930**

Voice of the Buffalo Sabres

## THE FRONT OFFICE



# SEYMOUR H. KNOX, III



PRESIDENT AND CHAIRMAN OF THE BOARD

The Sabres will be celebrating their 20th birthday during the 1989-90 season, and one of the constants of that era has been the strong leadership from the team's ownership. Seymour H. Knox, III, along with his brother, Northrup, has provided the club with stability and direction for the entire life of the franchise.

The Knox brothers' first attempt to bring the NHL to Buffalo came in September, 1965, when they first applied for a franchise. The city was passed over in the 1967 league expansion, so in 1968 Seymour and Northrup signed a contract to purchase the Oakland franchise with the intent of moving it to Buffalo. The NHL Board of Governors decided to keep the Seals in Oakland, but the Knox brothers continued to work towards their goal. Finally, their efforts were rewarded on December 2, 1969, when the city was granted an expansion franchise for the 1970-71 season.

Seymour added the President's duties in May, 1988 (he succeeded Northrup, who resigned to become Chairman of the Board at Marine Midland Bank N.A.), and represents the Sabres on the NHL's Board of Governors.

Seymour currently serves as a Vice President of Kidder, Peabody and Co. He is a director of Pratt & Lambert, Inc. and the F.W. Woolworth Company, and he is a director of several community organizations. Seymour formerly was nationally ranked as a squash racquets player, and is a three-time winner of the U.S. court tennis doubles championships. His hockey career ended as a schoolboy because of a football injury.

Seymour and his wife, Jean, live in Buffalo. They have four children: Seymour IV (who this past summer was named Assistant to the President), W.A. Read, Avery F. and Helen Edith.

## ADMINISTRATION



Robert O. Swados  
Vice-Chair./Board & Counsel



Robert E. Rich, Jr.  
Vice-Chair./Board



Seymour Knox, IV  
Asst. to President



Mitchell Owen  
Sr. Vice-Pres./Admin.



Robert W. Pickel  
Sr. Vice-Pres./Finance



George Bergantz  
Vice-Pres./Marketing

# GERRY MEEHAN



GENERAL MANAGER

This only will be Gerry Meehan's third full season as General Manager of the Sabres, but he already has gained the respect of practically everyone in the hockey world.

Meehan took over the position on December 22, 1986. In his first full year on the job in 1987-88, the Sabres jumped to a tie for seventh in the overall standings. He finished in a tie for second in voting by The Sporting News for the NHL's Executive of the Year. The club again was above the .500 mark in 1988-89 despite a great many injuries to key players.

Meehan's performance as General Manager is another sign of the Sabres' wisdom in drafting him in the Expansion Draft of 1970. He spent four seasons in Buffalo as a player and was the second captain in the team's history. The center played in the team's first regular season game ever (and had the Sabres' first penalty ever). Meehan's most memorable moment in a Buffalo uniform came in the 1971-72 season, when his goal in the final seconds of the season's last game knocked the Flyers out of the playoffs.

The Toronto native spent 10 seasons in the National Hockey League in all, also playing with Toronto, Philadelphia, Vancouver, Atlanta and Washington.


After retiring from hockey, Meehan received his undergraduate degree from Canisius College and a law degree at the University of Buffalo. Upon graduating in 1982, he joined the law firm of Cohen, Swados, Wright, Hanifin, Bradford and Brett, where he was involved in some of the Sabres' legal work. He was named the team's assistant general manager in the summer of 1984, the first ex-Sabre player to move into the club's front office.

Gerry lives in Amherst with his wife, Mirella, and their three children, Danny, Adam and Katie.

## PLAYING RECORD

Season	Club	League	GP	REGULAR SEASON				PLAYOFFS					
				G	A	PTS	PIM	GP	G	A	PTS	PIM	
1968-69	Toronto	NHL	25	0	2	2	2	—	—	—	—	—	—
	Philadelphia	NHL	12	0	3	3	4	4	0	0	0	0	0
1970-71	Buffalo	NHL	77	24	31	55	8	—	—	—	—	—	—
1971-72	Buffalo	NHL	77	19	27	46	12	—	—	—	—	—	—
1972-73	Buffalo	NHL	77	31	29	60	21	6	0	1	1	0	0
1973-74	Buffalo	NHL	72	20	26	46	17	—	—	—	—	—	—
1974-75	Buffalo	NHL	3	0	1	1	2	—	—	—	—	—	—
	Vancouver	NHL	57	10	15	25	4	—	—	—	—	—	—
1975-76	Atlanta	NHL	14	4	10	14	0	—	—	—	—	—	—
	Atlanta	NHL	48	7	20	27	8	—	—	—	—	—	—
1976-77	Washington	NHL	32	16	15	31	10	—	—	—	—	—	—
	Washington	NHL	80	28	36	64	13	—	—	—	—	—	—
1977-78	Washington	NHL	78	19	24	43	10	—	—	—	—	—	—
1978-79	Washington	NHL	18	2	4	6	0	—	—	—	—	—	—
	Cincinnati	WHA	2	0	0	0	0	—	—	—	—	—	—
NHL TOTALS			670	180	243	423	111	10	0	1	1	0	0
WHA TOTALS			2	0	0	0	0	0	0	0	0	0	0
TOTALS AS A SABRE			306	94	114	208	60	6	0	1	1	0	0

# RICK DUDLEY



HEAD COACH

Rick Dudley certainly has taken the long way to returning "home" to coach the Sabres. Now he hopes he'll be here for a while.

Dudley was named the team's 12th head coach in its history on June 16, 1989, as he replaced Ted Sator.

About 20 years ago, the belting was that Dudley would be spending his professional athletic career in the sport of lacrosse, where he was a standout performer. He joined the Sabres' organization for the 1971-72 season, where he played in Cincinnati for future Buffalo coaches Joe Crozier and Floyd Smith.

Dudley finally reached the varsity in 1973-74, and he quickly became a fan favorite in Buffalo with his aggressive style. Dudley had his best year as a Sabre in 1974-75, when his 31 goals helped the Sabres reach the Stanley Cup Finals.

He returned to Cincinnati in the fall of 1975, when he jumped to the Stingers of the World Hockey Association. There the left winger led the team in scoring in his first season, and teamed up with such players as Mike Liut, Mark Messier and Mike Gartner.

Dudley jumped back to the Sabres in the spring of 1979. He helped the club reach the Stanley Cup semi-finals a year later. Dudley was claimed off waivers by Winnipeg on January 12, 1981, and he finished his NHL career with the Jets that season.

Rick served as a player-coach in Fredericton in 1981-82, and moved on to full-time coaching duties in 1982 with Carolina of the Atlantic Coast Hockey League. He stayed for four seasons, winning 3 championships. Dudley then moved up to the Flint Spirits of the International Hockey League, where he turned in two more fine seasons. (The Sabres had an agreement to send some players to Flint at that time, so Dudley often visited Buffalo's training camp during those years.) In 1988-89 Dudley jumped to New Haven of the American Hockey League. After a slow start, the Nighthawks lost in the Calder Cup Finals.

## COACHING RECORD

Season	Team	League	GP	W	L	T	PTS	
1982-83	Carolina	ACHL	68	51	10	7	111	Won title
1983-84	Carolina	ACHL	72	43	24	5	92	First place
1984-85	Carolina	ACHL	64	53	11	0	107	Won title
1985-86	Carolina	ACHL	63	49	13	0	104	Won title
1986-87	Flint	IHL	82	42	33	7	91	
1987-88	Flint	IHL	82	42	31	9	93	Lost in Finals
1988-89	New Haven	AHL	80	35	35	10	80	Lost in Finals
CAREER RECORD			511	315	157	38	668	Pct. - .654

## SABRE FACT

Birthdates for some of the members of the Sabres' hockey department:  
 Gerry Meehan: September 3, 1946      Rick Dudley: January 31, 1949  
 Don Lever: November 14, 1952      John Tortorella: June 24, 1958  
 Craig Ramsay: March 17, 1951      Don Luce: October 2, 1948

## PLAYING RECORD

Season	Club	League	GP	REGULAR SEASON				PLAYOFFS				
				G	A	PTS	PIM	GP	G	A	PTS	PIM
1969-70	Iowa	CHL	26	3	3	6	36	11	0	3	3	4
1970-71	Cleveland	AHL	16	1	0	1	2	—	—	—	—	—
	Flint	IHL	15	1	5	6	30	—	—	—	—	—
1971-72	Cincinnati	AHL	51	6	23	29	272	9	0	4	4	56
1972-73	Buffalo	NHL	6	0	1	1	7	—	—	—	—	—
	Cincinnati	AHL	64	40	44	84	159	15	7	15	22	56
1973-74	Buffalo	NHL	67	13	13	26	71	—	—	—	—	—
1974-75	Buffalo	NHL	78	31	39	70	116	10	3	1	4	26
1975-76	Cincinnati	WHA	74	43	38	81	156	—	—	—	—	—
1976-77	Cincinnati	WHA	77	41	47	88	102	4	0	1	1	7
1977-78	Cincinnati	WHA	72	30	41	71	156	—	—	—	—	—
1978-79	Cincinnati	WHA	47	17	20	37	102	—	—	—	—	—
	Buffalo	NHL	24	5	6	11	2	3	1	1	2	2
1979-80	Buffalo	NHL	66	11	22	33	58	12	3	0	3	41
1980-81	Buffalo	NHL	38	10	13	23	10	—	—	—	—	—
	Winnipeg	NHL	30	5	5	10	28	—	—	—	—	—
1981-82	Fredericton	AHL	7	1	3	4	30	—	—	—	—	—
PROFESSIONAL TOTALS			579	206	245	451	808	29	7	3	10	76
WHA TOTALS			270	131	146	277	516	4	0	1	1	7
NHL TOTALS			309	75	99	174	292	25	7	2	9	69
TOTALS AS A SABRE			279	70	94	164	264	25	7	2	9	69



# D O N L E V E R



ASSISTANT COACH

The coaching staff of the Sabres won't have a completely new look to it this season. Don Lever will be back for his third season as an assistant coach.

Don is considered one of the most well-liked people in hockey, and Rick Dudley will be relying on his advice about his players and other NHL teams during the course of the coming season.

Lever completed his professional playing career in 1986-87 and moved straight into the coaching ranks with the Sabres. He spent much of his time working with the players individually; he frequently stayed on the ice after practice to share some tips with members of one of the youngest teams in the NHL.

Lever played his junior hockey in nearby Niagara Falls, Ontario. After scoring 126 points in 63 games for the Flyers, he was the first draft choice (and third pick overall) of the Vancouver Canucks in 1972. He spent almost eight full seasons there, and he set his career-high of 38 goals there in 1974-75.

Don was traded to Atlanta in February, 1980, and moved with the Flames to Calgary that summer. He was dealt to Colorado in 1981, and again he was a part of a franchise shift as the Rockies became the New Jersey Devils in 1982.


The Sabres acquired his rights from the Devils on September 9, 1985, and he spent two seasons as a player in Buffalo's organization. During that time he played his 1,000th NHL game. Lever split his playing time between Buffalo and Rochester, and in 1986-87 he served the Amerks as a player-assistant coach under John Van Boxmeer. A Calder Cup championship was a fitting ending for the playing career of this true professional. Lever was named an assistant coach under Ted Sator on June 12, 1987.

Don, his wife Karen and their children, Michael, Sarah and Caitlin, live in Amherst.

## PLAYING RECORD

Season	Club	League	REGULAR SEASON				PLAYOFFS						
			GP	G	A	PTS	PIM	GP	G	A	PTS	PIM	
1972-73	Vancouver	NHL	78	12	26	38	49	—	—	—	—	—	—
1973-74	Vancouver	NHL	78	23	25	48	28	—	—	—	—	—	—
1974-75	Vancouver	NHL	80	38	30	68	49	5	0	1	1	4	
1975-76	Vancouver	NHL	80	25	40	65	93	2	0	0	0	0	
1976-77	Vancouver	NHL	80	27	30	57	28	—	—	—	—	—	
1977-78	Vancouver	NHL	75	17	32	49	58	—	—	—	—	—	
1978-79	Vancouver	NHL	71	23	21	44	17	3	2	1	3	2	
1979-80	Vancouver	NHL	51	21	17	38	32	—	—	—	—	—	
	Atlanta	NHL	28	14	16	30	4	4	1	1	2	0	
1980-81	Calgary	NHL	62	26	31	57	56	16	4	7	11	20	
1981-82	Calgary	NHL	23	8	11	19	6	—	—	—	—	—	
	Colorado	NHL	59	22	28	50	20	—	—	—	—	—	
1982-83	New Jersey	NHL	79	23	30	53	68	—	—	—	—	—	
1983-84	New Jersey	NHL	70	14	19	33	44	—	—	—	—	—	
1984-85	New Jersey	NHL	67	10	8	18	31	—	—	—	—	—	
1985-86	Buffalo	NHL	29	7	1	8	6	—	—	—	—	—	
	Rochester	AHL	29	6	11	17	16	—	—	—	—	—	
1986-87	Buffalo	NHL	10	3	2	5	4	—	—	—	—	—	
	Rochester	AHL	57	29	25	54	69	18	4	3	7	14	
NHL TOTALS			1020	313	367	680	593	30	7	10	17	26	
TOTALS AS A SABRE			39	10	3	13	10	0	0	0	0	0	

# JOHN TORTORELLA



ASSISTANT COACH

The Sabres didn't only hire Rick Dudley from the New Haven Nighthawks of the American Hockey League this summer. John Tortorella also moved from the Connecticut city to Buffalo in the off-season.

Tortorella and Dudley have known each other for most of the decade. Tortorella served as Dudley's assistant in New Haven last season. In Buffalo, he will specialize in conditioning, team and game analysis and practice planning.

Tortorella won three letters while playing hockey at the University of Maine. In 1980-81, the senior forward had 12 goals and 30 assists for 42 points in 34 games. He served as a player in the Atlantic Coast Hockey League after that, playing for such teams as Virginia, Hampton Roads and Erie. Dudley was a coach for Carolina in the ACHL during that time. Tortorella was Virginia's top scorer during the 1985-86 season.

In 1986, he was named General Manager and Head Coach of the Virginia Lancers of the ACHL. In two years he had an 87-31 record, and won the league championship and coach of the year honors both times. In 1988, Tortorella worked as an assistant coach for the Fort Wayne Comets during the International Hockey League playoffs.

## All-Time Coaching Records of the Sabres

Coach	Games	Won-Lost-Tied	Pct.
Floyd Smith - 5/74 to 5/77	241	143 - 62 - 36	.668
Roger Neilson - 10/80 to 5/81	80	39 - 20 - 21	.618
Marcel Pronovost - 10/77 to 12/78	104	52 - 29 - 23	.611
Scott Bowman - 6/79 to 5/80	404	210 - 134 - 60	.594
Billy Inglis - 12/78 to 6/79	56	28 - 18 - 10	.589
Jim Roberts - 12/81 to 3/82	45	21 - 16 - 8	.555
Ted Sator - 12/86 to 4/89	207	96 - 89 - 22	.517
Jim Schoenfeld - 6/85 to 1/86	43	19 - 19 - 5	.500
Joe Crozier - 1/72 to 5/74	192	77 - 80 - 35	.492
George "Punch" Imlach - 10/70 to 1/72	119	32 - 65 - 25	.378
Craig Ramsay - 11/86 to 12/86	21	4 - 15 - 2	.238

## All-Time Coaching Records of Sabres in Playoffs

Coach	Games	Won-Lost-Tied	Pct.
Scott Bowman - 1980, 1982, 1983, - 1984 & 1985	36	18 - 18	.500
Floyd Smith - 1975, 1976, 1977	32	16 - 16	.500
Roger Neilson - 1981	8	4 - 4	.500
Marcel Pronovost - 1978	8	3 - 5	.375
Joe Crozier - 1973	6	2 - 4	.333
Billy Inglis - 1979	3	1 - 2	.333
Ted Sator - 1988, 1989	11	3 - 8	.273

# D O N L U C E



DIRECTOR OF AMATEUR EVALUATION AND DEVELOPMENT

It's Don Luce's job to try to find the next generation of Buffalo Sabres. If he's lucky, maybe he'll find some Don Luce-types out there.

Don works with Chief Scout Rudy Migay and the rest of the team's scouting staff during the course of the season. Together they search Canadian junior leagues, American high schools and colleges and European leagues in search of promising young players.

Luce has been with the Sabres almost from the beginning of the franchise. He was acquired with current Buffalo broadcaster Mike Robitaille from Detroit for Joe Daley in 1971. As a Sabre, Luce bloomed into one of the finest two-way players in the league.

Luce's best professional season came in 1974-75, when he had 33 goals and 43 assists for 76 points. The center also won the Masterton Trophy that season. He and Craig Ramsay ranked as two of the league's best penalty-killers throughout the 1970's.

After a trade to Los Angeles, Luce went on to play for Toronto when he retired in the 1981-82 season. He rejoined the Sabres' organization in 1984, and worked on special assignments and U.S. Scouting before taking his current role in 1987.

## PLAYING RECORD

Season	Team	League	REGULAR SEASON				PLAYOFFS					
			GP	G	A	PTS	PIM	GP	G	A	PTS	PIM
1968-69	Omaha	CHL	72	22	34	56	56	7	3	4	7	11
1969-70	Omaha	CHL	64	22	35	57	82	2	1	2	3	4
	N.Y. Rangers	NHL	12	1	2	3	8	5	0	1	1	4
1970-71	N.Y. Rangers	NHL	9	0	1	1	0	—	—	—	—	—
	Detroit	NHL	58	3	11	14	18	—	—	—	—	—
1971-72	Buffalo	NHL	78	11	8	19	38	—	—	—	—	—
1972-73	Buffalo	NHL	78	18	25	43	32	6	1	1	2	2
1973-74	Buffalo	NHL	75	26	30	56	44	—	—	—	—	—
1974-75	Buffalo	NHL	80	33	43	76	45	16	5	8	13	19
1975-76	Buffalo	NHL	77	21	49	70	42	9	4	3	7	6
1976-77	Buffalo	NHL	80	26	43	69	16	6	3	1	4	2
1977-78	Buffalo	NHL	78	26	35	61	24	8	0	2	2	6
1978-79	Buffalo	NHL	79	26	35	61	14	3	1	1	2	0
1979-80	Buffalo	NHL	80	14	29	43	30	14	3	3	6	11
1980-81	Buffalo	NHL	61	15	13	28	19	—	—	—	—	—
	Los Angeles	NHL	10	1	0	1	2	4	0	2	2	2
1981-82	Toronto	NHL	39	4	4	8	32	—	—	—	—	—
NHL TOTALS			894	225	328	553	364	71	17	22	39	52
TOTALS AS A SABRE			766	216	310	526	304	62	17	19	36	46

# C R A I G R A M S A Y



DIRECTOR OF PROFESSIONAL EVALUATION AND DEVELOPMENT

Craig Ramsay spent 14 seasons playing for the Buffalo Sabres, and he's working on matching that record in the front office.

In his current role, Ramsay keeps track of the players who have been drafted by the Sabres but who have not become professional players yet. He travels throughout North America, keeping up with players in Canadian junior leagues and in American colleges. Ramsay also assists General Manager Gerry Meehan in a variety of other roles.

The former left winger was Buffalo's second round draft choice in 1971. After a brief stay at the team's farm club in Cincinnati, Ramsay was recalled after the retirement of Dick Duff. He stayed through the 1984-85 season, capping his career by winning the Frank Selke Trophy as the league's top defensive forward.


Ramsay then concentrated on his duties as assistant coach. He stayed in that post until November, 1986, when he was named Buffalo's head coach. Ramsay was shifted to the front office in December, 1986 as part of a reorganization by General Manager Gerry Meehan.

## PLAYING RECORD

Season	Team	League	REGULAR SEASON				PLAYOFFS					
			GP	G	A	PTS	PIM	GP	G	A	PTS	PIM
1969-70	Peterborough	OHL	54	27	41	68	18	—	—	—	—	—
1970-71	Peterborough	OHL	58	30	76	106	25	—	—	—	—	—
1971-72	Cincinnati	AHL	19	5	7	12	4	—	—	—	—	—
	Buffalo	NHL	57	6	10	16	0	—	—	—	—	—
1972-73	Buffalo	NHL	76	11	17	28	15	6	1	1	2	0
1973-74	Buffalo	NHL	78	20	26	46	0	—	—	—	—	—
1974-75	Buffalo	NHL	80	26	38	64	26	17	5	7	12	2
1975-76	Buffalo	NHL	80	22	49	71	34	9	1	2	3	2
1976-77	Buffalo	NHL	80	20	41	61	20	6	0	4	4	0
1977-78	Buffalo	NHL	80	28	43	71	18	8	3	1	4	9
1978-79	Buffalo	NHL	80	26	31	57	10	3	1	0	1	2
1979-80	Buffalo	NHL	80	21	39	60	18	10	0	6	6	4
1980-81	Buffalo	NHL	80	24	35	59	12	8	2	4	6	4
1981-82	Buffalo	NHL	80	16	35	51	8	4	1	1	2	0
1982-83	Buffalo	NHL	64	11	18	29	7	10	2	3	5	4
1983-84	Buffalo	NHL	76	9	17	26	17	3	0	1	1	0
1984-85	Buffalo	NHL	79	12	21	33	16	5	1	1	2	0
NHL TOTALS			1070	252	420	672	201	89	17	31	48	27
TOTALS AS A SABRE			1070	252	420	672	201	89	17	31	48	27



# Your One Stop Sports Store!!!!



*Southtown Sports Center*  
*"The Winning Way"*

180 Buffalo Street    Hamburg, N.Y. 14075  
648-7002

## HOCKEY DEPARTMENT



Rudy Migay  
*Director of  
Scouting*



Joe Crozier  
*Coordinator of Minor  
League Professional  
Development*



Don Barrie  
*Scout*



Jack Bowman  
*Scout*



Larry Carriere  
*Scout*



Frank Deegan  
*Scout*



Dennis McIvor  
*Scout*



Paul Merritt  
*Scout*



Mike Racicot  
*Scout*



Frank Zywiec  
*Scout*



Jim Pizzutelli  
*Head Athletic  
Trainer*



Rip Simonick  
*Trainer*




John Allaway  
*Equipment  
Supervisor*

# T H E S T A F F



Olive Anticola  
Receptionist



Budd Bailey  
Director of Information



Ken Bass  
Information Manager-  
Hockey Department



Mary Jones  
Accounting



John Kreuzer  
Merchandise  
Manager



Sally Lippert  
Accounting



Evelyn Battleson  
Receptionist



Barbara Blendowski  
Secretary - Communications &  
Public Relations



Debbie Bonner  
Administrative Asst.  
to General Manager



Dr. John Butsch  
Team Doctor



John Livsey  
Marketing Associate



Gerry Magill  
Staff Assistant



Stan Makowski  
Director of Community  
Relations and Promotions



Carol McHugh  
Administrative Assistant



Donna Buyea  
Ticket Office



Robert Dahar  
Accounting



Ted Darling  
Voice of the Sabres



Dan DiPofi  
Controller



John Mickler  
Director of Amateur  
Hockey Development



Melissa Nitkowski  
Accounting



Mary Onofrio  
Accounting



Jeffrey Pickel  
Director of  
Event Sales



Steve Donner  
Director of Sales



Pat Dudley  
Ticket Office



Cyndi Dyll  
Secretary - Hockey  
Department



John Gurtler  
Director of  
Public Relations



Bob Russell  
Marketing Associate



Cheryl Schoenthaler  
Secretary - Marketing



Ann Marie Seaman  
Secretary - Marketing



John Sinclair  
Ticket Office



Birgid Haensel  
Accounting



Chris Ivansitz  
Accounting



Dr. Peter James  
Orthopedic Consultant



Carm Tramont  
Secretary - Finance



Verna Wojcik  
Administrative Assistant



Paul Wieland  
Director of  
Communications

# TIME OUT


## For Marine's "Extra Effort" Kids.

When the Sabres take a break, our kids will be taking to the ice. Marine Midland Bank is proud to be sponsoring the Youth Exhibition Hockey Games because we're convinced that today's team players will become tomorrow's winners.

So go ahead kids, show your stuff! We're with you all the way from your first face-off to your final goals.



## T H E P L A Y E R S



# BUFFALO SABRES' TRAINING CAMP ROSTER

FORWARDS		POS	HGT	WGT	S	BIRTHPLACE	DATE	88-89 TEAM	G	A	PTS
Andersson, Mikael	LW	5-11	183	L	Malmo, Sweden	5-10-66	Buff./Roch.	18	34	52	
Andrzejchuk, Dave	LW	6-3	214	R	Hamilton, Ont.	9-29-63	Buffalo	28	24	41	
Arnel, Scott	LW	6-1	188	L	Kingston, Ont.	7-17-62	Buffalo	18	23	52	
Audette, Donald	RW	5-8	182	R	Laval, Quebec	9-23-69	Laval	76	85	161	
Boyer, Ian	LW	5-8	177	R	St. Laurent, Que.	1-24-68	U. of Vermont	15	27	42	
Capello, Jeff	LW	6-1	195	L	Ottawa, Ontario	9-25-64	Rochester	6	7	13	
Corkum, Bob	RW	6-2	195	R	Salisbury, Mass.	12-18-67	U. of Maine	17	31	48	
DeCarle, Mike	LW	6-0	180	L	Covina, Calif.	8-20-66	L. Super. St.	20	24	44	
Donnelly, Mike	LW	5-11	185	L	Detroit, Mich.	10-10-63	Buff./Roch.	36	43	79	
Folligno, Mike	RW	6-2	195	R	Sudbury, Ontario	1-29-59	Buffalo	27	22	49	
Gage, Jody	RW	6-0	188	R	Toronto, Ontario	11-29-59	Rochester	31	38	69	
Gretzky, Keith	C	5-9	160	L	Brantford, Ontario	2-16-67	Rochester	3	13	16	
Gray, Francois	C	6-0	186	L	Gatineau, Quebec	6-8-68	Rochester	6	20	26	
Hatman, Mike	LW	6-0	183	L	Detroit, Mich.	2-7-67	Buffalo	8	9	17	
Hogue, Benoit	C	5-10	177	L	Repentigny, Que.	10-28-66	Buffalo	14	30	44	
Jackson, Jim	RW	5-8	190	R	Oshawa, Ont.	2-1-60	Rochester	19	50	59	
Kaese, Trent	RW	5-11	205	R	Nanaimo, B.C.	9-9-67	Rochester	9	11	20	
Kerr, Kevin	RW	5-10	170	R	North Bay, Ont.	9-18-67	Rochester	20	18	38	
Loewen, Darcy	LW	5-10	182	L	Calgary, Alberta	2-26-69	Spokane	31	27	58	
MacVicar, Andrew	LW	6-1	195	L	Dartmouth, N.S.	3-12-69	Peterborough	25	29	54	
Maguire, Kevin	RW	6-2	200	R	Toronto, Ontario	1-5-63	Buffalo	8	10	18	
McCrony, Scott	C	5-10	175	R	Sudbury, Ontario	2-27-67	Baltimore	38	51	89	
Mecate, Scott	LW	6-0	195	L	Toronto, Ontario	1-6-67	Buff./Roch.	21	32	53	
Mogilny, Alexander	RW	5-11	186	L	Khabarovsk, USSR	2-18-69	Cent. Red Army	11	11	22	
Nelson, John	C	5-10	174	L	Scarborough, Ont.	7-9-69	Toronto	39	60	99	
Parker, Jeff	C	6-3	194	R	St. Paul, Minn.	9-7-64	Buff./Roch.	11	13	24	
Priestley, Ken	C	5-10	187	L	Vancouver, B.C.	8-24-67	Buff./Roch.	58	37	95	
Ray, Robert	LW	6-0	203	L	Stirling, Ont.	6-8-68	Rochester	11	18	29	
Ruutu, Christian	C	5-11	190	L	Lappeen., Finland	2-20-64	Buffalo	14	46	60	
Savage, Joel	RW	5-11	195	R	Surrey, B.C.	12-25-69	Victoria	37	32	69	
Shannon, Darrin	LW	6-2	190	L	Barrie, Ontario	12-8-69	Buffalo	0	0	0	
Sheppard, Ray	RW	6-1	186	R	Pembroke, Ontario	5-27-66	Buffalo	22	21	43	
Spuggerud, Dave	LW	6-0	170	L	Minnetonka, Minn.	6-20-66	U. Minnesota	29	20	49	
Tkachuk, Grant	LW	5-10	180	L	L. La Biche, Alb.	9-24-68	Rochester	12	13	25	

20

Tucker, John	C	6-0	200	R	Windsor, Ontario	9-29-64	Buffalo	13	31	44	
Turgeon, Pierre	C	6-1	203	L	Rouyn, Quebec	8-29-69	Buffalo	34	54	88	
Valve, Rick	RW	6-1	192	R	Ottawa, Ontario	5-14-59	Chi./Buff.	31	26	57	
DEFENSEMEN		POS	HGT	WGT	S	BIRTHPLACE	DATE	88-89 TEAM	G	A	PTS
Anderson, Shawn	D	6-1	196	L	Montreal, Quebec	2-7-68	Buff./Roch.	7	24	31	
Baseggio, Dave	D	6-3	210	L	Niagara Falls, Ont.	10-28-67	Yale Univ.	10	23	33	
Bodger, Doug	D	6-2	200	L	Cheminus, B.C.	6-18-66	Pitt./Buff.	8	44	52	
Dunn, Richie	D	6-0	200	L	Boston, Mass.	5-12-57	Buff./Roch.	9	35	44	
Halkidis, Bob	D	5-11	200	L	Toronto, Ontario	3-5-66	Buff./Roch.	0	7	7	
Haller, Kevin	D	6-2	182	R	Trochu, Alta.	12-5-70	Regina	10	31	41	
Hofford, Jim	D	6-0	195	L	Sudbury, Ontario	10-4-64	Rochester	1	9	10	
Housley, Phil	D	5-10	179	R	St. Paul, Minn.	3-9-64	Buffalo	26	44	70	
Krupp, Uwe	D	6-6	230	R	Cologne, W.Germ.	6-24-65	Buffalo	5	13	18	
Leyard, Grant	D	6-2	190	L	Winnipeg, Manit.	11-19-61	Wash./Buff.	4	16	20	
McSweeney, Don	D	5-11	194	L	Detroit, Michigan	6-9-64	Rochester	7	22	29	
Miller, Brad	D	6-4	200	L	Edmonton, Alberta	7-23-69	Buff./Roch.	0	0	0	
Moylan, Dave	D	6-1	195	L	Tillsonburg, Ont.	8-13-67	Rochester	0	2	2	
Playfair, Larry	D	6-4	225	L	Fl. St. James, BC	6-23-58	L.A./Buff.	0	6	6	
Ramsey, Mike	D	6-3	187	L	Minneapolis, Minn.	12-3-60	Buffalo	2	14	16	
Smith, Steve	D	5-9	195	L	Trenton, Ontario	4-4-63	Buff./Roch.	2	12	14	
Sutton, Ken	D	6-0	184	L	Edmonton, Alta.	5-11-69	Saskatoon	22	31	53	
Whitham, Shawn	D	5-11	175	L	Verdun, Quebec	3-13-67	Rochester	4	15	19	

21

GOALTENDERS		POS	HGT	WGT	C	BIRTHPLACE	DATE	88-89 TEAM	GP	MIN	GAA
Clozier, Jacques	G	5-7	167	L	Noranda, Quebec	1-3-60	Buffalo	36	1786	3.63	
Ford, Brian	G	5-10	170	R	Edmonton, Alberta	9-22-61	Rochester	19	1075	3.35	
Litman, David	G	6-0	175	L	Cranston, R.I.	6-13-67	Boston Col.	32	1945	3.30	
Malaruk, Clint	G	6-0	190	L	Granby, Alberta	5-1-61	Buffalo	7	326	2.39	
Puppa, Daren	G	6-3	197	R	Kirk Lake, Ont.	3-23-65	Buffalo	37	1908	3.36	
Rein, Kenton	G	5-11	195	L	Saskatoon, Sask.	9-12-67	Rochester	15	676	3.46	
Wakaluk, Darcy	G	5-11	176	L	Pin. Creek, Alta.	3-14-66	Rochester	33	1566	3.72	

**General Manager:** Gerry Meehan


**Head Coach:** Rick Dudley

**Assistant Coaches:** Don Lever & John Tortorella

**Head Athletic Trainer:** Jim Pizzutelli

**Athletic Trainer:** Rip Simonick

S - Shoots  
C - Catches



# SHAWN ANDERSON



**Defense**

**Born:**  
Montreal, Quebec  
February 7, 1968

**Ht:** 6'1" **Wt:** 196  
**Shoots:** Left  
**Last Amateur Club:**  
Canadian Olympic Team

**HOW ACQUIRED:** First round draft choice (fifth overall) of the Sabres in 1986.

**1988-89:** Appears ready to become an NHL regular...Was recalled from Rochester on Jan. 7, and stayed in Buffalo through the end of the season...Played in his first NHL playoff series, and had an assist in game two...Had 2 multiple point games...Games Missed to Injury: 5.

**CAREER:** Spent part of 1985-86 at the University of Maine before joining the Canadian Olympic team...Was the second defenseman taken in the 1986 draft...Considered the top offensive prospect at that position in that year's draft.


**PERSONAL:** He and wife Jenny were married in August...Shawn enjoys golf, biking and playing with his dog, "Bear," in the off-season.

**PLAYING RECORD**

Season	Club	League	GP	REGULAR SEASON				PLAYOFFS				
				G	A	PTS	PIM	GP	G	A	PTS	PIM
1985-86	Univ. of Maine...H.E.		16	5	8	13	22	—	—	—	—	—
	Canada Olympic		49	4	14	18	38	—	—	—	—	—
1986-87	Buffalo .....NHL		41	2	11	13	23	—	—	—	—	—
	Rochester .....AHL		15	2	5	7	11	—	—	—	—	—
1987-88	Buffalo .....NHL		23	1	2	3	17	—	—	—	—	—
	Rochester .....AHL		22	5	16	21	19	6	0	0	0	0
1988-89	Buffalo .....NHL		33	2	10	12	18	5	0	1	1	4
	Rochester .....AHL		31	5	14	19	24	—	—	—	—	—
NHL TOTALS			97	5	23	28	58	5	0	1	1	4
TOTALS AS A SABRE			97	5	23	28	58	5	0	1	1	4



# DAVE ANDREYCHUK



**Left Wing**

**Born:**  
Hamilton, Ontario  
September 29, 1963

**Ht: 6'3" Wt: 214**  
**Shoots: Right**  
**Last Amateur Club:**  
Oshawa Generals

25

**HOW ACQUIRED:** First round draft choice (16th overall) of the Sabres in 1982.

**1988-89:** His output was down from his usual standard, due to injuries, but still had close to a point per game...His 28 goals were second on the team...An injured knee forced him to the sidelines from Nov. 30 to Jan. 15 (21 games)...Had five points on Oct. 12 (including a hat trick), a season-high for a Sabre...Had 10 multiple point games...Games Missed to Injury: 24.


**CAREER:** Is now eighth on the Sabres' all-time scoring list...Is eighth in Sabre history in goals, seventh in assists and third in power-play goals...Led the club in scoring for three straight seasons (1986-86 to 1987-88)...Has had four 30-goal seasons...Has led the club in goal-scoring twice...Had five goals against the Bruins in Boston on Feb. 6, 1986, a club record...Set record for Sabre left wingers with 51 assists during 85-86 season...Has two regular season overtime goals to tie the Sabres' all-time record...Scored a goal in his first NHL game (Oct. 6, 1982).

**88-89 MILESTONES:** Scored his 200th NHL goal on Mar. 24.


**PERSONAL:** Single...Spent most of the summer in his native Hamilton.

## PLAYING RECORD

Season	Club	League	REGULAR SEASON					PLAYOFFS				
			GP	G	A	PTS	PIM	GP	G	A	PTS	PIM
1980-81	Oshawa	OHL	67	22	22	44	80	10	3	2	5	20
1981-82	Oshawa	OHL	67	57	43	100	71	3	1	4	5	16
1982-83	Oshawa	OHL	14	8	24	32	6	—	—	—	—	—
	Buffalo	NHL	43	14	23	37	16	4	1	0	1	4
1983-84	Buffalo	NHL	78	38	42	80	42	2	0	1	1	2
1984-85	Buffalo	NHL	64	31	30	61	54	5	4	2	6	4
1985-86	Buffalo	NHL	80	36	51	87	61	—	—	—	—	—
1986-87	Buffalo	NHL	77	25	48	73	46	—	—	—	—	—
1987-88	Buffalo	NHL	80	30	48	78	112	6	2	4	6	0
1988-89	Buffalo	NHL	56	28	24	52	40	5	0	3	3	0
NHL TOTALS			478	202	266	468	371	22	7	10	17	20
TOTALS AS A SABRE			478	202	266	468	371	22	7	10	17	20



# SCOTT ARNIEL



9

**Left Wing**

**Born:**  
Kingston, Ontario  
September 17, 1962

**Ht:** 6'1" **Wt:** 188  
**Shoots:** Left  
**Last Amateur Club:**  
Cornwall Royals

**HOW ACQUIRED:** Came to the Sabres on June 21, 1986 in a trade with Winnipeg for Gilles Hamel.

**1988-89:** Continued to rank as one of the most solid two-way players on the team's roster...Switched from right wing to left wing during the season...A fine penalty-killer, he tied for the club lead in short-handed goals with two...His +10 rating was the second on the team...One of two Sabres to play in all 80 games, and now has played in 89 straight games...Had eight multiple point games...Games Missed to Injury: 0.


**CAREER:** Second round draft choice (22nd overall) of the Jets in 1981...Won the Tim Horton Memorial Award as the club's unsung hero in 1986-87 and 1987-88...Has five short-handed goals as a Sabre, putting him seventh on Buffalo's all-time list...Was a teammate of Jets' center Dale Hawerchuk with the Cornwall Royals of the Ontario Hockey League...Was on a Memorial Cup championship team in Cornwall...Is tied for 36th on the Sabres all-time scoring list.

**88-89 MILESTONES:** Played in his 500th NHL game on Dec. 19...Had his 100th point as a Sabre on Feb. 22...Played in his 200th game as a Sabre on Feb. 25.

**PERSONAL:** He and wife Lia spent most of the summer in Kingston, Ontario...Likes banana ice cream and the Pittsburgh Steelers.

**PLAYING RECORD**

Season	Club	League	GP	REGULAR SEASON					PLAYOFFS				
				G	A	PTS	PIM	GP	G	A	PTS	PIM	
1980-81	Cornwall	QHL	68	52	71	123	102	19	14	19	33	24	
1981-82	Cornwall	OHL	24	18	26	44	43	-	-	-	-	-	
	Winnipeg	NHL	17	1	8	9	14	3	0	0	0	0	
1982-83	Winnipeg	NHL	75	13	5	18	46	2	0	0	0	0	
1983-84	Winnipeg	NHL	80	21	35	56	68	2	0	0	0	5	
1984-85	Winnipeg	NHL	79	22	22	44	81	8	1	2	3	5	
1985-86	Winnipeg	NHL	80	18	25	43	40	3	0	0	0	12	
1986-87	Buffalo	NHL	63	11	14	25	59	-	-	-	-	-	
1987-88	Buffalo	NHL	73	17	23	40	61	6	0	1	1	5	
1988-89	Buffalo	NHL	80	18	23	41	46	5	1	0	1	4	
NHL TOTALS			547	121	155	276	415	29	2	3	5	31	
TOTALS AS A SABRE			216	46	60	106	166	11	1	1	2	9	



# DOUG BODGER



**Defense**

**Born:**  
Chemainus, B.C.  
June 18, 1966

**Ht:** 6'2" **Wt:** 200  
**Shoots:** Left  
**Last Amateur Club:**  
Kamloops Junior Oilers

8

**HOW ACQUIRED:** Came to the Sabres with Darrin Shannon on November 11, 1988 in a trade with Pittsburgh for Tom Barraso and a third round draft choice in 1990.

**1988-89:** Became an important part of the Sabres after coming over from Pittsburgh in the November trade...His 40 assists was tied for seventh for assists in a season by a Sabre defenseman...Five of his seven Sabre goals were scored on the road...Did not have a major penalty during the regular season as a Sabre...Played in his first NHL playoff games in the series with the Bruins, and scored a goal in game four...Played for Team Canada in the World Championships in April...Had 10 multiple point games...Games Missed to Injury: 1.

**CAREER:** First round draft choice (ninth overall) of the Penguins in 1984...His Kamloops team won the WHL championship in 1984...Was on the WHL's second all-star team in 1982-83 and the league's first all-star team in 1983-84...Played for Canada in the 1987 World Championships.

**88-89 MILESTONES:** Played in his 300th NHL game on Nov. 13...Scored his first goal as a Sabre on Nov. 27...Had his 200th NHL point on Feb. 2.

**PERSONAL:** He and his wife Tracey are expecting their first child in December...Spent most of the off-season in British Columbia...Has to rank as the biggest fan of the Seattle Seahawks on the Sabres.

**PLAYING RECORD**

Season	Club	League	GP	REGULAR SEASON				PLAYOFFS				
				G	A	PTS	PIM	GP	G	A	PTS	PIM
1982-83	Kamloops	WHL	72	26	66	92	98	7	0	5	5	2
1983-84	Kamloops	WHL	70	21	77	98	90	17	2	15	17	12
1984-85	Pittsburgh	NHL	65	5	26	31	67	—	—	—	—	—
1985-86	Pittsburgh	NHL	79	4	33	37	63	—	—	—	—	—
1986-87	Pittsburgh	NHL	76	11	38	49	52	—	—	—	—	—
1987-88	Pittsburgh	NHL	69	14	31	45	103	—	—	—	—	—
1988-89	Pittsburgh	NHL	10	1	4	5	7	—	—	—	—	—
	Buffalo	NHL	61	7	40	47	52	5	1	1	2	11
NHL TOTALS			360	42	172	214	344	5	1	1	2	11
TOTALS AS A SABRE			61	7	40	47	52	5	1	1	2	11






# JACQUES CLOUTIER

## Goaltender

**Born:**  
Noranda, Quebec  
January 3, 1960



**Ht:** 5'7" **Wt:** 167  
**Catches:** Left  
**Last Amateur Club:**  
Three Rivers Draveurs

1

**HOW ACQUIRED:** Third round draft choice (55th overall) of the Sabres in 1979.


**1988-89:** Started the season in Rochester, but was called up to Buffalo on Nov. 12 after the trade of Tom Barrasso...Saw action in 36 games during the season, thanks in part to injuries to Daren Puppa and Clint Malarchuk...Was 5-2-0 in last seven starts, helping the Sabres take third place...Recorded a 6-0 shutout in his first career NHL playoff game in Boston on Apr. 5...Had a fine 3.29 Goals Against Average in his 19 home games...Goals For Average was 3.83...Shots Against Average was 28.8...Games Missed to Injury: 0.

**CAREER:** Was the goalie for Rochester in 1983 when the Americans won the Calder Cup, and calls that one of his biggest hockey thrills...Was the Quebec Major Junior Hockey League's all-star goalie in 1978-79...Is now fifth on Sabres' list of all-time games played by a goalie...Was the starting goalie for the Sabres in the January, 1986 exhibition game with the Moscow Dynamo...Had a shot on goal in the 1984-85 season, the only Sabre goalie to ever have one.


**PERSONAL:** He and wife Lynn have two daughters, Julie and Jessica. The family stays in East Amherst all year long...Is a Montreal Expos' fan.

## PLAYING RECORD

Season	Club	League	REGULAR SEASON					PLAYOFFS				
			GP	G	A	PTS	PIM	GP	G	A	PTS	PIM
1977-78	Three Rivers	QJHL	71	4134	240	4	3.48	13	779	40	1	3.08
1978-79	Three Rivers	QJHL	72	4168	218	3	3.14	13	780	36	0	2.77
1979-80	Three Rivers	QJHL	55	3222	231	2	4.30	7	420	33	0	4.71
1980-81	Rochester	AHL	61	3478	209	1	3.61	—	—	—	—	—
1981-82	Buffalo	NHL	7	311	13	0	2.51	—	—	—	—	—
	Rochester	AHL	23	1366	64	0	2.81	—	—	—	—	—
1982-83	Buffalo	NHL	25	1390	81	0	3.50	—	—	—	—	—
	Rochester	AHL	13	634	42	0	3.97	16	992	47	0	2.84
1983-84	Rochester	AHL	51	2841	172	1	3.63	18	1145	68	0	3.56
1984-85	Buffalo	NHL	1	65	4	0	3.69	—	—	—	—	—
	Rochester	AHL	14	803	36	0	2.69	—	—	—	—	—
1985-86	Buffalo	NHL	15	872	49	1	3.37	—	—	—	—	—
	Rochester	AHL	14	835	38	1	2.73	—	—	—	—	—
1986-87	Buffalo	NHL	40	2167	137	0	3.79	—	—	—	—	—
1987-88	Buffalo	NHL	20	851	67	0	4.72	—	—	—	—	—
1988-89	Rochester	AHL	11	527	41	0	4.67	—	—	—	—	—
	Buffalo	NHL	36	1786	108	0	3.63	4	238	10	1	2.52
NHL TOTALS			144	7442	459	1	3.70	4	238	10	1	2.52
TOTALS AS A SABRE			144	7442	459	1	3.70	4	238	10	1	2.52



# MIKE FOLIGNO



17

**Right Wing**

**Born:**  
Sudbury, Ontario  
January 29, 1959

**Ht:** 6'2" **Wt:** 195  
**Shoots:** Right  
**Last Amateur Club:**  
Sudbury Wolves

**HOW ACQUIRED:** Came to the Sabres with Dale McCourt and Brent Peterson on December 2, 1981 in a trade with Detroit for Jim Schoenfeld, Derek Smith and Danny Gare.

**1988-89:** Had his 10th straight 20-plus goal season and his sixth straight 25-plus goal season...Named captain of the Sabres on Feb. 15...Had a hat trick in Hartford on Jan. 31...Was tied for the team lead in game-winning goals with five...Was the team's second leading scorer in the playoffs...Had 17 of his goals in the second half of the season...Won the Frank Eddolls Memorial Trophy as the most popular player for the fifth consecutive year...Had nine multiple point games...Games Missed to Injury: 5.


**CAREER:** First round draft choice (third overall) of the Red Wings in 1979...A first team all-star in the Ontario Hockey League in 1978-79...Second to Ray Bourque in voting for rookie of the year in 1980...Was captain for Team Canada in World Championships in 1987.

**88-89 MILESTONES:** Played in his 500th game as a Sabre on Oct. 12...Recorded his 300th NHL assist on Nov. 2...Played in his 700th NHL game on Nov. 12...Had his 600th NHL point on Jan. 31...Scored his 300th NHL goal on Mar. 16.


**PERSONAL:** Mike, his wife, Janis and their children, Cara, Lisa and Nicholas live in Clarence...Janis is the niece of former Rangers' goalie Ed Giacomin...Has worn number 17 throughout his career, taking one for first place and seven for luck.

**PLAYING RECORD**

Season	Club	League	REGULAR SEASON					PLAYOFFS				
			GP	G	A	PTS	PIM	GP	G	A	PTS	PIM
1977-78	Sudbury	OHL	67	47	39	86	112	—	—	—	—	—
1978-79	Sudbury	OHL	68	65	85	150	98	10	5	5	10	14
1979-80	Detroit	NHL	80	36	35	71	109	—	—	—	—	—
1980-81	Detroit	NHL	80	28	35	63	210	—	—	—	—	—
1981-82	Detroit	NHL	26	13	13	26	28	—	—	—	—	—
	Buffalo	NHL	56	20	31	51	149	4	2	0	2	9
1982-83	Buffalo	NHL	66	22	25	47	135	10	2	3	5	39
1983-84	Buffalo	NHL	70	32	31	63	151	3	2	1	3	19
1984-85	Buffalo	NHL	77	27	29	56	154	5	1	3	4	12
1985-86	Buffalo	NHL	79	41	39	80	168	—	—	—	—	—
1986-87	Buffalo	NHL	75	30	29	59	176	—	—	—	—	—
1987-88	Buffalo	NHL	74	29	28	57	220	6	3	2	5	31
1988-89	Buffalo	NHL	75	27	22	49	156	5	3	1	4	21
NHL TOTALS			758	305	317	622	1656	33	13	10	23	131
TOTALS AS A SABRE			572	228	234	462	1309	33	13	10	23	131



# MIKE HARTMAN



20

**Left Wing**

**Born:**  
Detroit, Michigan  
February 7, 1967

**Ht:** 6'0" **Wt:** 183  
**Shoots:** Left  
**Last Amateur Club:**  
North Bay Centennials

**HOW ACQUIRED:** Seventh round draft choice (131st overall) of the Sabres in 1986.

**1988-89:** Became a regular in his first full season as a Sabre...Set a club record with 316 penalty minutes, and was the first Sabre to ever go over the 300 mark. The total was the fifth highest in the league...Had two assists vs. Hartford on Mar. 28, his only multiple point game of the season...Has one of the best wrist shots on the team...Games Missed to Injury: 7.


**CAREER:** Is tied for 10th on the Sabres' all-time list of penalty minute leaders...Had the eighth-highest penalty minute total by a Sabre rookie in history with 90 in 1987-88...Was named Rochester's Most Improved Player after the 1987-88 season...A member of the US Junior National Team which played in Czechoslovakia in December, 1986.

**88-89 MILESTONE:** Played in his 100th NHL game on Mar. 24.


**PERSONAL:** Mike is single and goes home to Michigan in the off-season...His father is the team photographer for the Detroit Red Wings.

**PLAYING RECORD**

Season	Club	League	REGULAR SEASON					PLAYOFFS				
			GP	G	A	PTS	PIM	GP	G	A	PTS	PIM
1984-85	Belleville .....	OHL	49	13	12	25	119	—	—	—	—	—
1985-86	North Bay .....	OHL	57	23	17	40	217	—	—	—	—	—
1986-87	Buffalo .....	NHL	17	3	3	6	69	—	—	—	—	—
	North Bay .....	OHL	32	15	24	39	144	—	—	—	—	—
1987-88	Rochester .....	AHL	57	13	14	27	283	4	1	0	1	22
	Buffalo .....	NHL	18	3	1	4	90	6	0	0	0	35
1988-89	Buffalo .....	NHL	70	8	9	17	316	5	0	0	0	34
NHL TOTALS			105	14	13	27	475	11	0	0	0	69
TOTALS AS A SABRE			105	14	13	27	475	11	0	0	0	69



# BENOIT HOGUE



**Center**

**Born:**  
Repentigny, Que.  
October 28, 1966

**Ht:** 5'10" **Wt:** 177  
**Shoots:** Left  
**Last Amateur Club:**  
St. Jean Castors

33

**HOW ACQUIRED:** Second round draft choice (35th overall) of the Sabres in 1985.


**1988-89:** Won the team's Rookie of the Year award...Started the season at left wing, but was moved back to center as the season progressed...His 44 points is the ninth-highest rookie total in Sabre history...His 120 penalty minutes is the highest ever by a Sabre center, and it is the fourth-highest rookie total in Sabre history...Had two short-handed goals, tying the team's season-high...Had 22 points at home and 22 points on the road...Games Missed to Injury: 3.

**CAREER:** Finally worked his way up to Buffalo after two years in Rochester...Was third in scoring for Rochester in 1987-88.


**PERSONAL:** Benoit is single, and went to Montreal during the off-season...Lists boating, water skiing, camping and fishing as his hobbies.

## PLAYING RECORD

Season	Club	League	REGULAR SEASON					PLAYOFFS				
			GP	G	A	PTS	PIM	GP	G	A	PTS	PIM
1983-84	St. Jean .....	QHL	59	14	11	25	42	—	—	—	—	—
1984-85	St. Jean .....	QHL	63	46	44	90	92	—	—	—	—	—
1985-86	St. Jean .....	QHL	65	54	54	108	115	9	6	4	10	26
1986-87	Rochester .....	AHL	53	14	20	34	52	12	5	4	9	8
1987-88	Rochester .....	AHL	62	24	31	55	141	7	6	1	7	46
	Buffalo .....	NHL	3	1	1	2	0	—	—	—	—	—
1988-89	Buffalo .....	NHL	69	14	30	44	120	5	0	0	0	17
NHL TOTALS			72	15	31	46	120	5	0	0	0	17
TOTALS AS A SABRE			72	15	31	46	120	5	0	0	0	17



# PHIL HOUSLEY



**Defense**

**Born:**

St. Paul, Minnesota  
March 9, 1964

**Ht:** 5'10" **Wt:** 179

**Shoots:** Left

**Last Amateur Club:**  
South St. Paul H.S.



**HOW ACQUIRED:** First round draft choice (sixth overall) of the Sabres in 1982.

**1988-89:** Had perhaps his finest season in the NHL...Set the Sabres' one season record for points by a defenseman with 70...Played in the NHL All-Star Game in Edmonton...Was chosen as the Sabres' Most Valuable Player by his teammates...Finished second on the team in scoring...Finished second among NHL defensemen in goals with 26...Won the Star of Stars Trophy for performance in home games (the third time he has won the award)...Played for Team USA in the World Championships in April...Had 20 multiple point games...Games Missed to Injury: 8.


**CAREER:** Is now seventh on the Sabres' all-time scoring list, and is the all time leader among defensemen in most categories...He is 10th among all Sabres lifetime in goals and fourth in assists...Set the team record for defensemen with 29 goals in 1987-88...Set an NHL record for defensemen with 10 goals in the first 15 games of the season in 1987-88...Has the team record for most assists in a season by a rookie (47 in 1982-83), and has the third highest rookie point total in team history (66)...Also played in the 1984 NHL All-Star Game...Played for Team USA in the 1984 and 1987 Canada Cups, and for the American team in the 1982 and 1986 World Championships...Runner-up to Steve Larmer in the NHL's rookie of the year voting in 1983-84...Has played some center during his career. His scoring figures when listed as a forward are: 1983-84: 7-6=13; 1984-85: 10-27=37; 1985-86: 5-13=18.

**88-89 MILESTONES:** Recorded his 300th NHL assist on Dec. 23...Played in his 500th NHL game on Jan. 18.


**PERSONAL:** Phil and wife Karin have one daughter, Taylor...The family stayed in East Amherst this summer...He played quarterback and defensive back on his high school football team...Likes to water ski and play racquetball in his spare time.

**PLAYING RECORD**

Season	Club	League	REGULAR SEASON					PLAYOFFS				
			GP	G	A	PTS	PIM	GP	G	A	PTS	PIM
1981-82	S.S. Paul H.S.		22	31	34	65	18	—	—	—	—	—
1982-83	Buffalo	NHL	77	19	47	66	39	10	3	4	7	2
1983-84	Buffalo	NHL	75	31	46	77	33	3	0	0	0	6
1984-85	Buffalo	NHL	73	16	53	69	28	5	3	2	5	2
1985-86	Buffalo	NHL	79	15	47	62	54	—	—	—	—	—
1986-87	Buffalo	NHL	78	21	46	67	57	—	—	—	—	—
1987-88	Buffalo	NHL	74	29	37	66	96	6	2	4	6	6
1988-89	Buffalo	NHL	72	26	44	70	47	5	1	3	4	2
NHL TOTALS			528	157	320	477	354	29	9	13	22	18
TOTALS AS A SABRE			528	157	320	477	354	29	9	13	22	18



# U W E K R U P P



**Defense**

**Born:**  
Cologne, West Germany  
June 24, 1965

**Ht:** 6'6" **Wt:** 230  
**Shoots:** Right  
**Last Amateur Club:**  
Kolner



**HOW ACQUIRED:** 11th round draft choice (214th overall) by the Sabres in 1983.


**1988-89:** Continued his improvement and looks like a fixture on the Sabres' defense...Displayed some improvement in his offensive ability, posting career-highs in all categories...Had two assists vs. the Rangers on Nov. 2, his only multiple-point game of the season...Only had one major penalty...Games Missed to Injury: 9.

**CAREER:** Received clearance to play in the NHL from the International Ice Hockey Federation on Oct. 29, 1986, and played in his first NHL game two hours later against Montreal...Was named one of the game's three stars in his debut...Helped Rochester win the Calder Cup in 1986-87...One of the few West Germans in professional hockey in North America.

**PERSONAL:** He and wife Beate stayed in their East Amherst home during the off-season...His favorite NHL stadium away from Buffalo is the Byrne Arena in New Jersey.

**PLAYING RECORD**

Season	Club	League	GP	REGULAR SEASON				PLAYOFFS					
				G	A	PTS	PIM	GP	G	A	PTS	PIM	
1985-86	Kolner .....	Germ. El.	35	6	18	24	61	—	—	—	—	—	—
1986-87	Buffalo .....	NHL	26	1	4	5	23	—	—	—	—	—	—
	Rochester .....	AHL	42	3	19	22	50	17	1	11	12	16	
1987-88	Buffalo .....	NHL	75	2	9	11	151	6	0	0	0	15	
1988-89	Buffalo .....	NHL	70	5	13	18	55	5	0	1	1	4	
NHL TOTALS			171	8	26	34	229	11	0	1	1	19	
TOTALS AS A SABRE			171	8	26	34	229	11	0	1	1	19	



# GRANT LEDYARD



## Defense

**Born:**  
Winnipeg, Manitoba  
November 19, 1961

**Ht:** 6'2" **Wt:** 190  
**Shoots:** Left  
**Last Amateur Club:**  
Fort Garry  
(Manitoba Tier II Jrs.)

**HOW ACQUIRED:** Came to the Sabres with Clint Malarchuk and a sixth round draft choice in 1991 on March 6, 1989 in a trade with Washington for Calle Johansson and a second round draft choice in 1989 (Byron Dafoe).

**1988-89:** Saw regular duty after coming over from Washington, and should be a regular contributor in 1989-90...Has many offensive skills, and saw some work on the power play after coming to Buffalo...Team was 8-4-1 with him in the lineup...Had his only multiple point game as a Sabre on Mar. 11, with two assists in Boston...Scored his first two goals of the 88-89 season against the Sabres for Washington...Games Missed to Injury: 0.


**CAREER:** Signed as a free agent with the New York Rangers on July 7, 1982...Buffalo is his fourth NHL team...Won the Bob Gassoff Trophy as the most improved defenseman in the CHL in 1984.

**88-89 MILESTONES:** Played in his 300th NHL game on Mar. 22.


**PERSONAL:** Grant is single and spent the off-season in Winnipeg...His father, Hal, was a quarterback for Winnipeg and Saskatchewan in the Canadian Football League...Likes to play golf and baseball.

## PLAYING RECORD

Season	Club	League	GP	REGULAR SEASON				PLAYOFFS					
				G	A	PTS	PIM	GP	G	A	PTS	PIM	
1980-81	Saskatoon .....	WHL	71	9	28	37	148	—	—	—	—	—	—
1981-82	Fort Garry .....	MJHL	63	25	45	70	150	—	—	—	—	—	—
1982-83	Tulsa .....	CHL	80	13	29	42	115	—	—	—	—	—	—
1983-84	Tulsa .....	CHL	58	9	17	26	71	9	5	4	9	10	
1984-85	N.Y. Rangers .....	NHL	42	8	12	20	53	3	0	2	2	4	
	New Haven .....	AHL	36	6	20	26	18	—	—	—	—	—	
1985-86	N.Y. Rangers .....	NHL	27	2	9	11	20	—	—	—	—	—	
	Los Angeles .....	NHL	52	7	18	25	78	—	—	—	—	—	
1986-87	Los Angeles .....	NHL	67	14	23	37	93	5	0	0	0	10	
1987-88	Los Angeles .....	NHL	23	1	7	8	52	—	—	—	—	—	
	New Haven .....	AHL	3	2	1	3	4	—	—	—	—	—	
1988-89	Washington .....	NHL	21	4	3	7	14	14	1	0	1	30	
	Washington .....	NHL	61	3	11	14	43	—	—	—	—	—	
	Buffalo .....	NHL	13	1	5	6	8	5	1	2	3	2	
NHL TOTALS			306	40	88	128	361	27	2	4	6	46	
TOTALS AS A SABRE			13	1	5	6	8	5	1	2	3	2	



# KEVIN MAGUIRE



**Right Wing**  
**Born:**  
 Toronto, Ont.  
 January 5, 1963

**Ht:** 6'2" **Wt:** 200  
**Shoots:** Right  
**Last Amateur Club:**  
 Orilla Travelways

**HOW ACQUIRED:** Selected from Toronto in the Waiver Draft on Oct. 5, 1987.

**1988-89:** Saw regular duty on right wing for most of the season...Had the first two goal game of his career on Feb. 22. It was his only multiple point game of the season...His 22.9 shooting percentage is the fourth highest in team history...Was second on the team in penalty minutes with 241, the third-highest total in Sabre history and the most ever by a Sabre right winger... Games Missed to Injury: 17.

**CAREER:** Signed by the Maple Leafs as a free agent...Did not play organized hockey through most of his teens...Spent three seasons with Orillia in Tier II junior league, outscoring teammate Tony Hrkac (now a St. Louis Blue)...Had 162 penalty minutes in his rookie season, the third-highest rookie total in team history...Broke the Sabre record for most penalty minutes in a playoff year in 1988.


**88-89 MILESTONES:** Played in his 100th NHL game on Jan. 31...Played in his 100th game as a Sabre on Mar. 12.

**PERSONAL:** Kevin and his wife Laura (they were married on July 8) spent the off-season in Toronto, where he worked on a business involving the Sky Dome's luxury boxes...Is the Sabres' player representative.


## PLAYING RECORD

Season	Club	League	REGULAR SEASON				PLAYOFFS						
			GP	G	A	PTS	PIM	GP	G	A	PTS	PIM	
1983-84	Orilla	OPJHL	35	42	77	119	—	—	—	—	—	—	—
1984-85	St. Catharines	AHL	76	10	15	25	112	—	—	—	—	—	—
1985-86	St. Catharines	AHL	61	6	9	15	161	1	0	0	0	0	0
1986-87	Toronto	NHL	17	0	0	0	74	1	0	0	0	0	0
	Newmarket	AHL	51	4	2	6	131	0	0	0	0	0	0
1987-88	Buffalo	NHL	46	4	6	10	162	5	0	0	0	0	50
1988-89	Buffalo	NHL	60	8	10	18	241	5	0	0	0	0	36
NHL TOTALS			123	12	16	28	477	11	0	0	0	0	86
TOTALS AS A SABRE			106	12	16	28	403	10	0	0	0	0	86





# CLINT MALARCHUK



**Goaltender**

**Born:**  
Grande, Alta.  
May 1, 1961

**Ht:** 6'0" **Wt:** 190 lbs.  
**Catches:** Left  
**Last Amateur Club:**  
Portland Winter Hawks  
(WHL)

**HOW ACQUIRED:** Came to the Sabres with Grant Ledyard and a sixth round draft choice in 1991 in a trade with Washington for Calle Johansson and a second round draft choice in 1989 (Byron Dafoe).

**1988-89:** Played extremely well after coming over in a trade from Washington...Will always remember the season for a six inch cut on his throat suffered vs. St. Louis on Mar. 22. He was released from the hospital the next day and was back in action on Apr. 2...Recorded a shutout in his first game as a Sabre on Mar. 8 against the Rangers...Team had a 4-2-1 record when he played...Had a 19-19-8 won-loss record for the year, and was 3-1-1 in Sabre decisions...Played in 19 straight games for the Caps from Oct. 21 to Nov. 30 (10-7-2)...While with Washington, he shut out Philadelphia 1-0 on Jan. 26. It was his 100th NHL win...Goals For Average was 3.13...Shots Against Average was 26.1...Games Missed to Injury: 5.


**CAREER:** Drafted by Quebec in the third round (74th overall) in the 1981 Entry Draft...Selected by the fans to play in Rendez-Vous '87 in Quebec.

**88-89 MILESTONES:** Played in his 200th NHL game on Mar. 22...Recorded his 100th NHL win on Jan. 26.


**PERSONAL:** Clint spent his off-season in Calgary...His brother, Garth, was drafted by the Capitals in 1974...Has been one of the most popular players on his team throughout his NHL career.

**PLAYING RECORD**

Season	Club	League	REGULAR SEASON				PLAYOFFS					
			GP	MIN	GA	SO	AVG.	GP	MIN	GA	SO	AVG.
1979-80	Portland.....	WHL	37	1948	147	0	4.53	1	40	3	0	4.50
1980-81	Portland.....	WHL	38	2235	142	3	3.81	4	307	21	0	4.10
1981-82	Quebec.....	NHL	2	120	14	0	7.00	—	—	—	—	—
	Fredericton.....	AHL	51	2906	247	0	5.10	—	—	—	—	—
1982-83	Quebec.....	NHL	15	900	71	0	4.73	—	—	—	—	—
	Fredericton.....	AHL	25	1506	78	0	3.11	—	—	—	—	—
1983-84	Quebec.....	NHL	23	1215	80	0	3.95	1	0	0	0	0.00
	Fredericton.....	AHL	11	663	40	0	3.62	—	—	—	—	—
1984-85	Fredericton.....	AHL	56	3347	198	2	3.55	6	379	20	0	3.17
1985-86	Quebec.....	NHL	46	2657	142	4	3.21	3	143	11	0	4.62
1986-87	Quebec.....	NHL	54	3092	175	1	3.40	3	140	8	0	3.43
1987-88	Washington.....	NHL	54	2926	154	4	3.16	4	193	15	0	4.66
1988-89	Washington.....	NHL	42	2428	141	1	3.48	—	—	—	—	—
	Buffalo.....	NHL	7	326	13	1	2.39	1	59	5	0	5.08
NHL TOTALS			243	13664	790	11	3.47	12	533	39	0	4.39
TOTALS AS A SABRE			7	326	13	1	2.39	1	59	5	0	5.08



# ALEXANDER MOGILNY



**Right Wing**

**Born:**  
Khabarovsk, U.S.S.R.  
February 18, 1969

**Ht:** 5'11" **Wt:** 186  
**Shoots:** Left  
**Last Amateur Club:**  
Central Red Army


**HOW ACQUIRED:** Fifth round draft choice (89th overall) of the Sabres in 1988.

**CAREER:** Is considered to be one of the finest young hockey players in the world. He was voted the world's top junior player by a panel of NHL scouts in a survey by "The Hockey News" in January, 1989.....Known for his great skating and stick-handling abilities...Joined the Central Red Army club at 17...Won a gold medal with the Soviet Union at the Winter Olympics in Calgary in 1988; he was the youngest Soviet hockey player ever to do so. (He had three goals and two assists for five points in six games.)...Played for the Soviet Union at the World Championships in Stockholm in April and May, 1989 - he had no goals and three assists in 10 games...Played in the World Junior Championships for the Soviet Union in 1987, 1988 and 1989...Selected as the top forward in the 1988 World Junior Championships (Nine goals and nine assists for 18 points - top scorer in the tournament), and was a second team all-star at the 1989 championships. In 20 WJC games, he had 19 goals and 16 assists...Was named the outstanding player at the 1988 European Cup...No Soviet player has ever been taken earlier in an NHL Entry Draft.


**PERSONAL:** Single...Nickname is "Magic"...Grew up in Khabarovsk, which is in the eastern portion of the Soviet Union.

**PLAYING RECORD**

Season	Club	League	GP	REGULAR SEASON				PLAYOFFS				
				G	A	PTS	PIM	GP	G	A	PTS	PIM
1986-87	Central Red Army		28	15	1	16	4	—	—	—	—	—
1987-88	Central Red Army		39	12	8	20	14	—	—	—	—	—
1988-89	Central Red Army		31	11	11	22	24	—	—	—	—	—
NHL TOTALS			0	0	0	0	0	0	0	0	0	0
TOTALS AS A SABRE			0	0	0	0	0	0	0	0	0	0



# J E F F P A R K E R



29

**Center**

**Born:**  
St. Paul, Minnesota  
September 7, 1964

**Ht:** 6'3" **Wt:** 194  
**Shoots:** Right  
**Last Amateur Club:**  
Michigan State Univ.

**HOW ACQUIRED:** Sixth round draft choice (111th overall) by the Sabres in 1982.


**1988-89:** Became a regular in his first full season at the NHL...Recalled on Oct. 28 and stayed the rest of the season...13 of his 18 points came in the second half of the season...Had two goals on Mar. 28 against Hartford, one of his two multiple point games on the season...Had 23 penalty minutes on Dec. 2, a Sabre season-high...His 82 penalty minutes is tied for eighth on the Sabres' all-time rookie list...Games Missed to Injury: 14.

**CAREER:** Had two points (1-1=2) in his first NHL game...Was considered one of the best collegiate players in the nation while at Michigan State...Nicknamed "Crash."


**PERSONAL:** A bachelor, Jeff spent the off-season in his native Minnesota.

**PLAYING RECORD**

Season	Club	League	GP	REGULAR SEASON					PLAYOFFS				
				G	A	PTS	PIM	GP	G	A	PTS	PIM	
1983-84	Michigan St.....	CCHA	44	8	13	21	82	—	—	—	—	—	—
1984-85	Michigan St.....	CCHA	42	10	12	22	89	—	—	—	—	—	—
1985-86	Michigan St.....	CCHA	41	15	20	35	88	—	—	—	—	—	—
1986-87	Buffalo.....	NHL	15	3	3	6	7	—	—	—	—	—	—
	Rochester.....	AHL	54	14	8	22	75	13	1	3	4	19	
1987-88	Rochester.....	AHL	34	13	31	44	60	2	1	1	2	0	
	Buffalo.....	NHL	4	0	2	2	2	—	—	—	—	—	
1988-89	Buffalo.....	NHL	57	9	9	18	82	5	0	0	0	26	
	Rochester.....	AHL	6	2	4	6	9	—	—	—	—	—	
NHL TOTALS			76	12	14	26	91	5	0	0	0	26	
TOTALS AS A SABRE			76	12	14	26	91	5	0	0	0	26	



# LARRY PLAYFAIR



## Defense

**Born:**  
June 23, 1958  
Fort St. James, B.C.

**Ht:** 6'4" **Wt:** 225  
**Last Amateur Club:**  
Portland Winter Hawks



**HOW ACQUIRED:** Came to the Sabres on October 21, 1988 in a trade with Los Angeles for Bob Logan and a ninth round draft choice in 1989 (Jim Giacin).

**1988-89:** Returned to his original team after almost three years away from "home"...Saw spot duty on defense, and was used a few times at left wing...Games Missed to Injury: 1.

**CAREER:** Buffalo's first choice (13th overall) in the 1978 Entry Draft...Was traded to Los Angeles with Sean McKenna and Ken Baumgartner on Jan. 30, 1986 in a deal which brought Doug Smith and Brian Engblom to Buffalo...His 258 penalty minutes in 1981-82 was a Sabre record until Mike Hartman broke it last season...Is the Sabres' all-time leader in penalty minutes and is 10th on the team's list of games played...Is the Sabres 39th all-time leading scorer.

**PERSONAL:** He and wife Jayne live in Grand Island...One of the most community-minded players on the team...Wore number 40 in his first game as a Sabre this past season, then switched to his old 27.

## PLAYING RECORD


Season	Club	League	GP	REGULAR SEASON				PLAYOFFS				
				G	A	PTS	PIM	GP	G	A	PTS	PIM
1976-77	Portland.....	WHL	65	2	17	19	199	8	0	0	0	4
1977-78	Portland.....	WHL	71	13	19	32	402	8	0	2	2	58
1978-79	Buffalo.....	NHL	26	0	3	3	60	-	-	-	-	-
	Hershey.....	AHL	45	0	12	12	148	-	-	-	-	-
1979-80	Buffalo.....	NHL	79	2	10	12	145	14	0	2	2	29
1980-81	Buffalo.....	NHL	75	3	9	12	169	8	0	0	0	26
1981-82	Buffalo.....	NHL	77	6	10	16	258	4	0	0	0	22
1982-83	Buffalo.....	NHL	79	4	13	17	180	5	0	1	1	11
1983-84	Buffalo.....	NHL	76	5	11	16	211	3	0	0	0	0
1984-85	Buffalo.....	NHL	72	3	14	17	157	5	0	3	3	9
1985-86	Buffalo.....	NHL	46	1	2	3	100	-	-	-	-	-
	Los Angeles.....	NHL	14	0	1	1	26	-	-	-	-	-
1986-87	Los Angeles.....	NHL	37	2	7	9	181	-	-	-	-	-
1987-88	Los Angeles.....	NHL	54	0	7	7	197	3	0	0	0	14
1988-89	Los Angeles.....	NHL	6	0	3	3	16	-	-	-	-	-
	Buffalo.....	NHL	42	0	3	3	110	1	0	0	0	0
NHL TOTALS			684	26	93	119	1810	43	0	6	6	111
TOTALS AS A SABRE			573	24	75	99	1390	40	0	6	6	97



# D A R E N P U P P A

## Goaltender

**Born:**  
Kirkland Lake, Ont.  
March 23, 1965



**Ht:** 6'3" **Wt:** 191  
**Catches:** Right  
**Last Amateur Club:**  
Rensselaer Polytechnic  
Institute

31

**HOW ACQUIRED:** Fourth round draft choice (74th overall) of the Sabres in 1983.


**1988-89:** Emerged as a top goaltender in his first full NHL season...Became the team's number one goalie after the trade of Tom Barrasso on Nov. 12, and had a shutout against the Islanders that night...Led the Sabre goalies in games played, minutes and wins...Suffered a broken arm against Montreal on Jan. 27 and was lost for the rest of the season...Team had an 18-13-6 record when he played...Goals For Average was 3.74...Shots Against Average was 30.2...Games Missed to Injury: 32.

**CAREER:** Led R.P.I. to the national championship in 1985, going 31-1...First goalie in ECAC history to win 30 games in a season, topping Ken Dryden's record at Cornell...Had a great beginning to his Sabre career, picking up a shutout against the Oilers in Edmonton on November 1, 1985 in his first NHL start...Won his first NHL playoff game in April, 1988...Was an AHL first team all-star in 1986-87, the first Amer to be so honored since Gerry Cheevers in 1964-65...His 33 wins that year was the second-highest total in Rochester history (Cheevers won 48 in 1964-65).


**PERSONAL:** Single...Lives in Getzville year-round.

## PLAYING RECORD

Season	Club	League	GP	REGULAR SEASON				PLAYOFFS				
				MIN	GA	SO	GAA	GP	MIN	GA	SO	GAA
1983-84	R.P.I.	ECAC	32	—	—	—	2.94	—	—	—	—	—
1984-85	R.P.I.	ECAC	32	1830	78	0	2.56	—	—	—	—	—
1985-86	Buffalo	NHL	7	401	21	1	3.14	—	—	—	—	—
	Rochester	AHL	20	1092	79	0	4.34	—	—	—	—	—
1986-87	Buffalo	NHL	3	185	13	0	4.22	—	—	—	—	—
	Rochester	AHL	57	3129	146	1	2.80	16	890	48	1	3.24
1987-88	Buffalo	NHL	17	874	61	0	4.19	3	142	11	0	4.65
	Rochester	AHL	26	1415	65	2	2.76	2	108	5	0	2.76
1988-89	Buffalo	NHL	37	1908	107	1	3.36	—	—	—	—	—
NHL TOTALS			64	3368	202	2	3.60	3	142	11	0	4.65
TOTALS AS A SABRE			64	3368	202	2	3.60	3	142	11	0	4.65



# MIKE RAMSEY



## Defense

**Born:**  
Minneapolis, Minnesota  
December 3, 1960

**Ht:** 6'3" **Wt:** 187  
**Shoots:** Left  
**Last Amateur Club:**  
U.S. Olympic Team

**HOW ACQUIRED:** First round draft choice (11th overall) of the Sabres in 1979.


**1988-89:** Injured during the early part of the season, Mike played his best hockey down the stretch...The Sabres' Met Life Player of the Month for March...Had two multiple point games...Games Missed to Injury: 24.

**CAREER:** Played on the U.S. Olympic team which won the gold medal at Lake Placid in 1980...Had two assists and eight penalty minutes in seven Olympic games...Joined the Sabres shortly after the Games...Played in the NHL All-Star Game in 1986, 1985, 1983 and 1982, and for the NHL against the Soviet Union at Rendez-Vous '87 in Quebec...Played for Team USA in the Canada Cup series in 1984...Won the first Punch Imlach Memorial Award in 1987-88 for his leadership and dedication...Won the Wayne Larkin Memorial Award (team's Most Valuable Player) for 1986-87...Is sixth in games played and penalty minutes in Sabre history...Is the Sabres' 17th all-time leading scorer.


**PERSONAL:** He and wife Jill were married in the summer of 1988...They spent the summer in Minnesota, where he worked on his summer home...His favorite movie is "Caddyshack."

## PLAYING RECORD

Season	Club	League	GP	REGULAR SEASON					PLAYOFFS					
				G	A	PTS	PIM	GP	G	A	PTS	PIM		
1978-79	U. Minnesota	WCHA	26	6	11	17	30	—	—	—	—	—	—	—
1979-80	U.S. Olympic		63	11	24	35	63	—	—	—	—	—	—	—
	Buffalo	NHL	13	1	6	7	6	13	1	2	3	12		
1980-81	Buffalo	NHL	72	3	14	17	56	8	0	3	3	20		
1981-82	Buffalo	NHL	80	7	23	30	56	4	1	1	2	14		
1982-83	Buffalo	NHL	77	8	30	38	55	10	4	4	8	15		
1983-84	Buffalo	NHL	72	9	22	31	82	3	0	1	1	6		
1984-85	Buffalo	NHL	79	8	22	30	102	5	0	1	1	23		
1985-86	Buffalo	NHL	76	7	21	28	117	—	—	—	—	—		
1986-87	Buffalo	NHL	80	8	31	39	109	—	—	—	—	—		
1987-88	Buffalo	NHL	63	5	16	21	77	6	0	3	3	29		
1988-89	Buffalo	NHL	55	2	14	16	84	5	1	0	1	11		
NHL TOTALS			668	58	199	257	744	54	7	15	22	130		
TOTALS AS A SABRE			668	58	199	257	744	54	7	15	22	130		



# CHRISTIAN RUUTTU



**Center**  
**Born:**  
 Lappeenranta, Finland  
 February 20, 1964

**Ht:** 5'11" **Wt:** 194  
**Shoots:** Left  
**Last Amateur Club:**  
 IFK, Helsinki

**HOW ACQUIRED:** Seventh round draft choice (134th overall) of the Sabres in 1983.

**1988-89:** Turned in another solid season...Was third on the team in scoring...Led the team in plus/minus with a +13...Received a five game suspension for a high-sticking incident involving Vancouver's Larry Melnyk on Feb. 10...Separated his shoulder in the second game of the playoff series with Boston and missed the rest of the series...Had 14 multiple point games...Games Missed to Injury: 8.


**CAREER:** Spent four seasons in Finland before coming to North America...Saw duty with the Finnish National Team in 1984-85 and 1985-86, and played for the Finnish team in the World Championships in the spring of 1987...Led all NHL rookies in assists in 1986-87...Won the Fred T. Hunt Memorial Trophy as the club's top rookie in 1986-87...His 65 points in 1986-87 is the fifth-highest rookie total in Sabre history...Played in the 1987 Canada Cup (for Finland) and the 1988 NHL All-Star Game...Is 24th on Sabres' all-time scoring list.

**88-89 MILESTONE:** Recorded his 100th NHL assist on Dec. 3...Played in his 200th NHL game Feb. 15.

**PERSONAL:** Single...Divided the off-season between Williamsville and Finland...Spent a year attending high school in the Boston area, and is still a Boston Celtics fan.

## PLAYING RECORD

Season	Club	League	REGULAR SEASON					PLAYOFFS				
			GP	G	A	PTS	PIM	GP	G	A	PTS	PIM
1982-83	Assat, Por	Fin	36	15	18	33	34	—	—	—	—	—
1983-84	Assat, Por	Fin	37	18	42	60	72	9	2	5	7	12
1984-85	Assat, Por	Fin	32	14	32	46	34	8	1	6	7	8
1985-86	IFK, Helsinki	Fin	36	16	38	54	47	10	3	6	9	8
1986-87	Buffalo	NHL	76	22	43	65	62	—	—	—	—	—
1987-88	Buffalo	NHL	73	26	45	71	85	6	2	5	7	4
1988-89	Buffalo	NHL	67	14	46	60	98	2	0	0	0	0
NHL TOTALS			216	62	134	196	245	8	2	5	7	4
TOTALS AS A SABRE			216	62	134	196	245	8	2	5	7	4



# RAY SHEPPARD



**Right Wing**

**Born:**  
Pembroke, Ontario  
May 27, 1966

**Ht:** 6'1" **Wt:** 182  
**Shoots:** Right  
**Last Amateur Club:**  
Cornwall Royals



**HOW ACQUIRED:** Third round draft choice (60th overall) of the Sabres in 1984.

**1988-89:** Slumped a bit in his sophomore year, but still went over the 20 goal mark...Had 19 goals in only 37 games at home...Team had a 34-26-7 record when he was in the lineup...Picked up the first major penalty of his career on Mar. 28...Had seven multiple point games...Games Missed to Injury: 7.

**CAREER:** He was the Sabres' rookie of the year in 1987-88, and he finished second in the voting for the Calder Trophy...A member of the NHL's All-Rookie team for 1987-88...The NHL's Rookie of the Month in February, 1988, the first Sabre to ever be so honored...His 38 goals in 1987-88 tied Gil Perreault for the second-highest rookie total in Sabre history...His 65 points are the fourth-highest rookie total in Sabre history...Was the player of the year and a first team all-star in the Ontario Hockey League in 1986...Is tied for 34th on the Sabres' all-time scoring list.


**88-89 MILESTONE:** Played in his 100th NHL game on Dec. 6...Had his 100th NHL point on Feb. 12.

**PERSONAL:** Ray, his wife Lucie, and daughter Lyndsay spent the summer in Cornwall, Ontario...The family dog is named Keesha...Says his favorite television show is the Munsters and his favorite ice cream is Rocky Road.


## PLAYING RECORD

Season	Club	League	REGULAR SEASON					PLAYOFFS				
			GP	G	A	PTS	PIM	GP	G	A	PTS	PIM
1983-84	Cornwall	OHL	68	44	36	80	69	-	-	-	-	-
1984-85	Cornwall	OHL	49	25	33	59	51	9	2	12	14	4
1985-86	Cornwall	OHL	63	81	61	142	25	6	7	4	11	0
1986-87	Rochester	AHL	55	18	13	31	11	15	12	3	15	2
1987-88	Buffalo	NHL	74	38	27	65	14	6	1	1	2	2
1988-89	Buffalo	NHL	67	22	21	43	15	1	0	1	1	0
NHL TOTALS			141	60	48	108	29	7	1	2	3	2
TOTALS AS A SABRE			141	60	48	108	29	7	1	2	3	2





# JOHN TUCKER



7

**Center**

**Born:**  
Windsor, Ontario  
September 29, 1964

**Ht:** 6'0" **Wt:** 197  
**Shoots:** Right  
**Last Amateur Club:**  
Kitchener Rangers

**HOW ACQUIRED:** Second round draft choice (31st overall) of the Sabres in 1983.

**1988-89:** Started well (14 points in first 10 games) but back problems prevented him from turning in another solid season. He missed 15 straight games in the second half of the season with that injury...Had eight multiple point games...Games Missed to Injury: 20.


**CAREER:** Was the Ontario Hockey League's Player of the Year and All-Star Center in 1983-84, scoring 40 goals and 60 assists in only 39 games...Helped Kitchener win a Memorial Cup title in 1982...Won the Fred T. Hunt Memorial Trophy in 1984-85 as the team's rookie of the year...Only Sabre to have two penalty shots in one season (1984-85), scoring on one of them...Set several team records playoff records in 1988, including four goals in a game...Took the Sabres' first penalty shot in a playoff series, scoring on Andy Moog of Boston in 1988...Is in 16th place on the Sabres' all-time scoring list.

**88-89 MILESTONE:** Played in his 300th NHL game on Jan. 14.


**PERSONAL:** He and wife Lynn were married in August...Spent the summer in his Getzville home...Nephew of former CFL wide receiver Whit Tucker...His favorite food is chicken wings.

**PLAYING RECORD**

Season	Club	League	REGULAR SEASON					PLAYOFFS				
			GP	G	A	PTS	PIM	GP	G	A	PTS	PIM
1981-82	Kitchener	OHL	67	16	32	48	32	15	2	3	5	2
1982-83	Kitchener	OHL	70	60	80	140	33	11	5	9	14	10
1983-84	Buffalo	NHL	21	12	4	16	4	3	1	0	1	0
	Kitchener	OHL	39	40	60	100	25	12	12	18	30	8
1984-85	Buffalo	NHL	64	22	27	49	21	5	1	5	6	0
1985-86	Buffalo	NHL	75	31	34	65	39	—	—	—	—	—
1986-87	Buffalo	NHL	54	17	34	51	21	—	—	—	—	—
1987-88	Buffalo	NHL	45	19	19	38	20	6	7	3	10	18
1988-89	Buffalo	NHL	60	13	31	44	31	3	0	3	3	0
NHL TOTALS			319	114	149	263	136	17	9	11	20	18
TOTALS AS A SABRE			319	114	149	263	136	17	9	11	20	18



# PIERRE TURGEON



**Center**

**Born:**  
Rouyn, Quebec  
August 29, 1969

**Ht:** 6'1" **Wt:** 203  
**Shoots:** Left  
**Last Amateur Club:**  
Granby Bisons

**HOW ACQUIRED:** First round draft choice (first overall) of the Sabres in 1987.

**1988-89:** Emerged as one of the league's top young stars...Led the Sabres in scoring. His 88 points were the highest Buffalo total since 1983-84, and they tied for 10th on the Sabres' all-time one-season list...Had four assists vs. Hartford Jan. 31, a season-high for the team...Had assists in six straight games - a team-high...Led the team with 19 power-play goals (only two away from team record)...Led Buffalo in scoring during the playoffs with eight points...Finished the season with 49 points in the season's second half...Had 24 multiple point games to lead the team...Games Missed to Injury: 0.


**CAREER:** The first number one overall choice by the Sabres since they took Gil Perreault in 1970...Was considered to be the best prospect to come out of the junior ranks in a few years...Is now 29th on the Sabres' all-time scoring list...Scored on a goal in his first shift as a pro in his first pre-season game.

**88-89 MILESTONE:** Played in his 100th NHL game on Nov. 27...Scored his 100th NHL point on Jan. 31 in Hartford.


**PERSONAL:** Single, returned to Quebec in the off-season...Brother of Devils' forward Sylvain...Played in the Little League World Series in Williamsport, Pa. as a pitcher...Likes to listen to Def Leppard on plane trips.

## PLAYING RECORD

Season	Club	League	REGULAR SEASON				PLAYOFFS						
			GP	G	A	PTS	PIM	GP	G	A	PTS	PIM	
1985-86	Granby .....	QHL	69	47	67	114	31	-	-	-	-	-	-
1986-87	Granby .....	QHL	58	69	85	154	8	7	9	6	15	15	
1987-88	Buffalo .....	NHL	76	14	28	42	34	6	4	3	7	4	
1988-89	Buffalo .....	NHL	80	34	54	88	26	5	3	5	8	2	
NHL TOTALS			156	48	82	130	60	11	7	8	15	6	
TOTALS AS A SABRE			156	48	82	130	60	11	7	8	15	6	



# R I C K V A I V E



**Right Wing**  
**Born:**  
 Ottawa, Ontario  
 May 14, 1959

**Ht:** 6'0" **Wt:** 180  
**Shoots:** Right  
**Last Amateur Club:**  
 Sherbrooke Castors

**HOW ACQUIRED:** Came to the Sabres with future considerations on December 26, 1988 in a trade with Chicago for Adam Creighton and future considerations.

**1988-89:** Had an immediate impact on the Sabres, scoring 19 goals in 28 games (a 54 goal pace for 80 games)...Had his ninth straight 30 or more goal season...Had goals in seven straight games, one away from the team record...His eight shots on Jan. 7 was a Buffalo season-high...Team went 15-11-1 when he played...Suffered a neck injury in February, and missed much of the next month...Wore uniform number 12 when first acquired, but switched to 22 later in the season...Had 10 multiple point games as a Sabre...Games Missed to Injury: 16.

**CAREER:** First round draft choice (fifth overall) of the Canucks in 1979...Buffalo is his fourth NHL team and fifth professional team...Had 50 or more goals for three straight years in Toronto.

**88-89 MILESTONES:** Scored his first goal as a Sabre on Dec. 28...Played in his 800th pro game on Jan. 14...Played in his 700th NHL game on Jan. 25.

**PERSONAL:** He and his wife, Joyce, have two sons, Jeffrey and Justin. They moved into a home in East Amherst early in the summer...Is a Boston Red Sox fan.

## PLAYING RECORD

Season	Club	League	GP	REGULAR SEASON				PLAYOFFS				
				G	A	PTS	PIM	GP	G	A	PTS	PIM
1976-77	Sherbrooke	QJHL	67	51	59	110	91	18	10	13	23	78
1977-78	Sherbrooke	QJHL	68	76	79	155	199	9	8	4	12	38
1978-79	Birmingham	WHA	75	26	33	59	248	—	—	—	—	—
1979-80	Vancouver	NHL	47	13	8	21	111	—	—	—	—	—
	Toronto	NHL	22	9	7	16	77	3	1	0	1	11
1980-81	Toronto	NHL	75	33	29	62	229	3	1	0	1	4
1981-82	Toronto	NHL	77	54	35	89	157	—	—	—	—	—
1982-83	Toronto	NHL	78	51	28	79	105	4	2	5	7	6
1983-84	Toronto	NHL	76	52	41	93	114	—	—	—	—	—
1984-85	Toronto	NHL	72	35	33	68	112	—	—	—	—	—
1985-86	Toronto	NHL	61	33	31	64	85	9	6	2	8	9
1986-87	Toronto	NHL	73	32	34	66	61	13	4	2	6	23
1987-88	Chicago	NHL	76	43	26	69	108	5	6	2	8	38
1988-89	Chicago	NHL	30	12	13	25	60	—	—	—	—	—
	Buffalo	NHL	28	19	13	32	64	5	2	1	3	8
PROFESSIONAL TOTALS			790	412	331	743	1531	42	22	12	34	99
NHL TOTALS			715	386	298	684	1283	42	22	12	34	99
TOTALS AS A SABRE			28	19	13	32	64	5	2	1	3	8

# MIKAEL ANDERSSON



**Left Wing**

**Born:**  
Malmo, Sweden  
May 10, 1966

**Ht:** 5'11" **Wt:** 183  
**Shoots:** Left  
**Last Amateur Club:**  
Vastra Frolunda

**HOW ACQUIRED:** First round draft choice (18th overall) of the Sabres in 1984.

**CAREER:** Saw limited action with the Sabres, spending most of his season in Rochester...Had his most productive offensive season as a pro, as his 18 goals were a career-pro high...Shared the Amerks' Sportsmanship Award with Jim Jackson and Richie Dunn...Was the first Swedish player ever selected by the Sabres in the first round of the draft...Played in the World Junior Championships for Sweden during the 1983-84 season...Attended the Sabres' training camp in 1984 before returning to Sweden...First name is Bo, but goes by middle name...Sabre Games Missed to Injury: 8.

## PLAYING RECORD

Season	Club	League	REGULAR SEASON					PLAYOFFS				
			GP	G	A	PTS	PIM	GP	G	A	PTS	PIM
1983-84	Vastra Frolunda		12	0	2	2	6	—	—	—	—	—
1984-85	Vastra Frolunda		32	16	11	27	18	—	—	—	—	—
1985-86	Buffalo	NHL	32	1	9	10	4	—	—	—	—	—
	Rochester	AHL	20	10	4	14	6	—	—	—	—	—
1986-87	Rochester	AHL	42	6	20	26	14	9	1	2	3	2
	Buffalo	NHL	16	0	3	3	0	—	—	—	—	—
1987-88	Rochester	AHL	35	12	14	36	16	—	—	—	—	—
	Buffalo	NHL	37	3	20	23	10	1	1	0	1	0
1988-89	Buffalo	NHL	14	0	1	1	4	—	—	—	—	—
	Rochester	AHL	56	18	33	51	12	—	—	—	—	—
NHL TOTALS			99	4	33	37	18	1	1	0	1	0
TOTALS AS A SABRE			99	4	33	37	18	1	1	0	1	0

# MIKE DONNELLY



**Left Wing**

**Born:**  
Detroit, Michigan  
October 10, 1963

**Ht:** 5'11" **Wt:** 185  
**Shoots:** Left  
**Last Amateur Club:**  
Michigan State Univ.


**HOW ACQUIRED:** Came to the Sabres with a fifth round draft choice in 1988 (Alexander Mogilny) for Paul Cyr and a 10th round draft choice in 1988 (Eric Fenton).

**CAREER:** Started his season in Buffalo, but wound up in Rochester for most of 1988-89...Was second on the Amerks in scoring, as he had his first 30 goal season as a pro...Averaged more than a point per game for Amerks...Figures to be in the training camp scramble for left wing spots...Was signed as a free agent by the New York Rangers on August 15, 1986...Was an NCAA West First All-American Team and CCHA First All-Star team selection at Michigan State in 1986, and helped the Spartans win a national title...Played with Jeff Parker and Don McSween while in college...Sabre Games Missed to Injury: 0.

## PLAYING RECORD

Season	Club	League	REGULAR SEASON					PLAYOFFS				
			GP	G	A	PTS	PIM	GP	G	A	PTS	PIM
1982-83	Michigan St.	CCHA	24	7	13	20	8	—	—	—	—	—
1983-84	Michigan St.	CCHA	44	18	14	32	40	—	—	—	—	—
1984-85	Michigan St.	CCHA	44	26	21	47	48	—	—	—	—	—
1985-86	Michigan St.	CCHA	44	59	38	97	65	—	—	—	—	—
1986-87	N.Y. Rangers	NHL	5	1	1	2	0	—	—	—	—	—
	New Haven	AHL	58	27	34	61	52	7	2	0	2	9
1987-88	Colorado	IHL	8	7	11	18	—	—	—	—	—	—
	N.Y. Rangers	NHL	17	2	2	4	8	—	—	—	—	—
1988-89	Buffalo	NHL	40	6	8	14	44	—	—	—	—	—
	Buffalo	NHL	22	4	6	10	10	—	—	—	—	—
NHL TOTALS			53	32	37	69	53	0	0	0	0	0
	TOTALS AS A SABRE		62	10	14	24	54	0	0	0	0	0

# RICHIE DUNN



**Defense**

**Born:**  
Boston, Mass.  
May 12, 1957

**Ht:** 6'0" **Wt:** 200  
**Shoots:** Left  
**Last Amateur Club:**  
Windsor Spitfires

**HOW ACQUIRED:** Signed as a free agent on July 10, 1986..

**CAREER:** Originally signed as a free agent by the Sabres on October 3, 1977...Traded to Calgary on June 9, 1982...Has been an important part of Rochester's defense for the last four seasons, and he's also played well as an injury replacement in Buffalo...Led the Amerks' defensemen in scoring...Won the Eddie Shore Plaque as the AHL's Outstanding Defenseman in 1985...First team AHL All-Star in 1985 and 1987...Second team AHL All-Star in 1988...Sabre Games Missed to Injury: 0.

### PLAYING RECORD

Season	Club	League	REGULAR SEASON				PLAYOFFS					
			GP	G	A	PTS	PIM	GP	G	A	PTS	PIM
1975-76	Kingston	OHA	61	7	18	25	62	—	—	—	—	—
1976-77	Windsor	OHA	65	5	21	26	98	9	0	5	5	4
1977-78	Hershey	AHL	54	7	22	29	17	—	—	—	—	—
1978-79	Buffalo	NHL	25	0	3	3	16	1	0	0	0	2
	Hershey	AHL	34	5	18	23	10	4	0	1	1	4
	Buffalo	NHL	24	0	3	3	14	—	—	—	—	—
1979-80	Buffalo	NHL	80	7	31	38	61	14	2	9	10	8
1980-81	Buffalo	NHL	79	7	42	49	34	8	0	5	5	6
1981-82	Buffalo	NHL	72	7	19	26	73	4	0	1	1	0
1982-83	Calgary	NHL	80	3	11	14	47	9	1	1	2	8
1983-84	Hartford	NHL	63	5	20	25	30	—	—	—	—	—
1984-85	Hartford	NHL	13	1	4	5	2	—	—	—	—	—
	Binghamton	AHL	64	9	39	48	43	8	2	2	4	8
1985-86	Buffalo	NHL	29	4	5	9	25	—	—	—	—	—
	Rochester	AHL	34	7	17	24	12	—	—	—	—	—
1986-87	Buffalo	NHL	2	0	1	1	2	—	—	—	—	—
	Rochester	AHL	64	6	26	32	47	18	1	6	7	6
1987-88	Rochester	AHL	68	12	35	47	52	7	3	3	6	2
	Buffalo	NHL	12	2	0	2	8	—	—	—	—	—
1988-89	Buffalo	NHL	4	0	1	1	2	—	—	—	—	—
	Rochester	AHL	69	9	35	44	81	—	—	—	—	—
NHL TOTALS			483	36	140	176	314	36	3	15	18	24
TOTALS AS A SABRE			327	27	105	132	235	27	2	14	16	16

## J O D Y G A G E



### Right Wing

#### Born:

Toronto, Ontario  
November 29, 1959

Ht: 6'0" Wt: 188

Shoots: Right

Last Amateur Club:  
Kitchener Rangers

**HOW ACQUIRED:** Signed as a free agent by the Sabres on July 31, 1985.


#### CAREER:

Was slowed by injuries at the start of the season, but finished strongly to turn in another solid season as an Amerk...Was tied for second in scoring among Amerks...Scored his 300th career AHL goal during the course of the season; his 312 AHL goals is 11th on the all-time list...Was tied for second in points and was third in goals among the Americans...In 1987-88 he was named the AHL's Most Valuable Player and was a first team All-Star at right wing...Came within one goal of breaking Paul Gardner's AHL record for goals in a season...Helped Rochester win the Calder Cup in 1986-87...Tied an AHL record in 1986-87 for most playoff goals (14)...Was drafted by Detroit in the third round (45th overall) in 1979...Spent six seasons with the Red Wings' organization...Set several club records while at Adirondack, and helped that club win a Calder Cup in 1980-81.

### PLAYING RECORD

Season	Club	League	REGULAR SEASON				PLAYOFFS					
			GP	G	A	PTS	PIM	GP	G	A	PTS	PIM
1977-78	Ham.-Kitch	OHA	68	32	45	77	40	9	4	3	7	4
1978-79	Kitchener	OHA	58	46	43	89	40	10	1	2	3	6
1979-80	Adirondack	AHL	63	25	21	46	15	5	2	1	3	0
1980-81	Detroit	NHL	16	2	2	4	22	—	—	—	—	—
	Adirondack	AHL	59	17	31	48	44	17	9	6	15	12
1981-82	Adirondack	AHL	47	21	20	41	21	—	—	—	—	—
	Detroit	NHL	31	9	10	19	2	—	—	—	—	—
1982-83	Adirondack	AHL	65	23	30	53	33	6	1	5	6	8
1983-84	Detroit	NHL	3	0	0	0	0	—	—	—	—	—
	Adirondack	AHL	73	40	32	72	32	6	3	4	7	2
1984-85	Adirondack	AHL	78	27	33	60	55	—	—	—	—	—
1985-86	Buffalo	NHL	7	3	2	5	0	—	—	—	—	—
	Rochester	AHL	73	42	57	99	54	—	—	—	—	—
1986-87	Rochester	AHL	70	26	39	65	60	17	14	5	19	24
1987-88	Rochester	AHL	76	60	44	104	46	5	2	5	7	10

## BOB HALKIDIS



### Defense

#### Born:

Toronto, Ontario  
March 5, 1966

Ht: 5'11" Wt: 200

Shoots: Left

Last Amateur Club:  
London Knights

**HOW ACQUIRED:** A fourth round draft choice (81st overall) of the Sabres in 1984.

#### CAREER:

Not a year to remember for the veteran, as injuries and a crowded defensive corps cut down on his playing time...Spent most of the second half of the season in Rochester...First NHL experience came in 1985, when he was recalled for the playoff series with Quebec...His 115 penalty minutes in 1985-86 is the fourth-highest rookie total in Sabre history...Sabre Games Missed to Injury: 19.

### PLAYING RECORD

Season	Club	League	REGULAR SEASON				PLAYOFFS					
			GP	G	A	PTS	PIM	GP	G	A	PTS	PIM
1983-84	London	OHL	51	9	22	31	123	8	0	2	2	27
1984-85	London	OHL	62	14	50	64	154	8	3	6	9	22
	Buffalo	NHL	0	0	0	0	0	4	0	0	0	19
1985-86	Buffalo	NHL	37	1	9	10	115	—	—	—	—	—
1986-87	Buffalo	NHL	6	1	1	2	19	—	—	—	—	—
	Rochester	AHL	59	1	8	9	144	8	0	0	0	43
1987-88	Rochester	AHL	15	2	5	7	50	0	0	0	0	0
	Buffalo	NHL	30	0	3	3	115	4	0	0	0	22
1988-89	Buffalo	NHL	16	0	1	1	66	—	—	—	—	—
	Rochester	AHL	16	0	6	6	64	—	—	—	—	—
NHL TOTALS			89	2	14	16	315	8	0	0	0	41
TOTALS AS A SABRE			89	2	14	16	315	8	0	0	0	41

# SCOTT METCALFE



**Left Wing**

**Born:**

Toronto, Ontario  
January 6, 1967

**Ht:** 6'0" **Wt:** 195

**Shoots:** Left

**Last Amateur Club:**  
Kingston Canadians

**HOW ACQUIRED:** Came to the Sabres with a ninth round draft choice in 1989 on Feb. 11 in a trade with Edmonton for Steve Dykstra and a seventh round draft choice in 1989.

**CAREER:** A first round draft choice of the Edmonton Oilers in 1985..Was voted the Amerks' Unsung Hero by the Rochester media...Had some good moments when he was called up to the Sabres as an injury replacement, and could figure in the training camp fight for jobs on left wing...Sabre Games Missed to Injury: 0.


**88-89**

**MILESTONE:** Scored his first NHL goal on Dec. 31.

**PLAYING RECORD**

Season	Club	League	REGULAR SEASON					PLAYOFFS				
			GP	G	A	PTS	PIM	GP	G	A	PTS	PIM
1983-84	Kingston .....	OHL	68	25	49	74	154	—	—	—	—	—
1984-85	Kingston .....	OHL	58	27	33	60	100	—	—	—	—	—
1985-86	Kingston .....	OHL	66	36	43	79	213	10	3	6	9	21
1986-87	Windsor .....	OHL	57	25	57	82	156	13	5	5	10	27
1987-88	Nova Scotia .....	AHL	45	9	19	28	87	—	—	—	—	—
	Edmonton .....	NHL	2	0	0	0	0	—	—	—	—	—
	Rochester .....	AHL	22	2	13	15	56	7	1	3	4	24
	Buffalo .....	NHL	1	0	1	1	0	—	—	—	—	—
1988-89	Buffalo .....	NHL	9	1	1	2	13	—	—	—	—	—
	Rochester .....	AHL	60	20	31	51	241	—	—	—	—	—
NHL TOTALS			12	1	2	3	13	0	0	0	0	0
TOTALS AS A SABRE			10	1	2	3	0	0	0	0	0	0

# BRAD MILLER



**Defense**

**Born:**

Edmonton, Alberta  
July 23, 1969

**Ht:** 6'4" **Wt:** 200

**Shoots:** Left

**Last Amateur Club:**  
Regina Pats

**HOW ACQUIRED:** Second round draft choice (22nd overall) of the Sabres in 1987.

**CAREER:** Started the season with Buffalo, but was optioned to Regina on Nov. 29...Had another good season there...When he finished with Regina, he reported to Rochester for the Amerks' last few games...Will contend for a spot on the Sabres' roster in camp...Sabre Games Missed to Injury: 0.


**88-89**

**MILESTONE:** Played in his first NHL game on Oct. 19

**PLAYING RECORDS**

Season	Club	League	REGULAR SEASON					PLAYOFFS				
			GP	G	A	PTS	PIM	GP	G	A	PTS	PIM
1985-86	Regina .....	WHL	71	2	14	16	99	10	1	1	2	4
1986-87	Regina .....	WHL	67	10	38	48	154	3	0	0	0	0
1987-88	Regina .....	WHL	61	9	34	43	148	—	—	—	—	—
	Rochester .....	AHL	0	0	0	0	0	2	0	0	0	0
1988-89	Buffalo .....	NHL	7	0	0	0	6	—	—	—	—	—
	Regina .....	WHL	34	8	18	26	95	—	—	—	—	—
	Rochester .....	AHL	3	0	0	0	4	—	—	—	—	—
NHL TOTALS			7	0	0	0	6	0	0	0	0	0
TOTALS AS A SABRE			7	0	0	0	6	0	0	0	0	0

# KEN PRIESTLAY



**Center**

**Born:**

Richmond, B.C.  
August 24, 1967

**Ht:** 5'10" **Wt:** 187

**Shoots:** Left

**Last Amateur Club:**  
Victoria Cougars

**HOW ACQUIRED:** Fifth round draft choice (98th overall) of the Sabres in 1985.

**CAREER:** Spent most of the season in Rochester, where he had an outstanding season...Averaged almost a goal per game, and led the team in points, goals, game-winning goals (8) and plus/minus (+25)...Became the third Amerk in history to score 50 goals in a season...Was second in the AHL in goals, seventh in points and first in hat tricks (5) and power-play goals (17)...Had seven separate stints with the Sabres; he was shuttled between the NHL and the minors more than any other player in hockey. The Sabres often called him up because of injuries...Came up after Rochester's regular season to see action in Buffalo's playoff series with Boston...Switched his Sabre number from 12 to 56 during the season...Had 12 shots against the Rangers on Mar. 4, 1988, tying the franchise record...Sabres' Games Missed to Injury: 0.

**SABRE FACT**

The current members of the Sabres' Hall of Fame are George "Punch" Imlach, Fred Hunt, Frank Christie, Tim Horton, Roger Crozier, Don Luce, Craig Ramsay and David Forman.

**PLAYING RECORD**

Season	Club	League	REGULAR SEASON					PLAYOFFS				
			GP	G	A	PTS	PIM	GP	G	A	PTS	PIM
1983-84	Victoria	WHL	55	10	18	28	31	—	—	—	—	—
1984-85	Victoria	WHL	50	25	37	62	48	—	—	—	—	—
1985-86	Victoria	WHL	72	73	72	145	45	—	—	—	—	—
1986-87	Rochester	AHL	4	0	2	2	0	—	—	—	—	—
	Buffalo	NHL	34	11	6	17	8	—	—	—	—	—
1987-88	Victoria	WHL	33	43	39	82	37	—	—	—	—	—
	Rochester	AHL	0	0	0	0	0	8	3	2	5	4
1988-89	Rochester	AHL	43	27	24	51	47	—	—	—	—	—
	Buffalo	NHL	33	5	12	17	35	6	0	0	0	11
1988-89	Buffalo	NHL	15	2	0	2	2	3	0	0	0	2
	Rochester	AHL	64	56	37	93	60	—	—	—	—	—
NHL TOTALS			82	18	18	36	45	9	0	0	0	13
TOTALS AS A SABRE			282	18	18	36	45	9	0	0	0	13

**DARRIN SHANNON**



**Left Wing**

**Born:**  
Barrie, Ontario  
December 8, 1969

**Ht: 6'2" Wt: 190**  
**Shoots: Left**  
**Last Amateur Club:**  
Windsor Compuware  
Spitfires (OHL)

**HOW ACQUIRED:** Came to the Sabres with Doug Bodger on November 12, 1988 in a trade with Pittsburgh for Tom Barrasso and a third round draft choice in 1990.

**CAREER:** Was Pittsburgh's first draft choice (fifth overall) in 1988...Was called up to the Sabres after completing his junior season with Windsor of the OHL...Could work his way on to the Sabres' roster this season...Sabres were 3-0-0 when he played for them in the regular season...A member of Team Canada at the World Junior Hockey Championships in 1989...Won the Bobby Smith Trophy for 1987-88 as the OHL's Top Scholastic Player (goes to player who combines high standards of play with academic excellence)...Played in the Memorial Cup finals in 1988 and was on the all-star team...Sabres' Games Missed to Injury: 0.


**88-89**

**MILESTONE:** Played in his first NHL game Mar. 28.

**PLAYING RECORD**

Season	Club	League	REGULAR SEASON					PLAYOFFS				
			GP	G	A	PTS	PIM	GP	G	A	PTS	PIM
1986-87	Windsor	OHL	60	16	67	83	116	14	4	6	10	8
1987-88	Windsor	OHL	43	33	41	74	49	12	6	12	18	9
1988-89	Windsor	OHL	54	33	48	81	47	—	—	—	—	—
1988-89	Buffalo	NHL	3	0	0	0	0	2	0	0	0	0
	Buffalo	NHL	3	0	0	0	0	2	0	0	0	0
NHL TOTALS			3	0	0	0	0	2	0	0	0	0
TOTALS AS A SABRE			3	0	0	0	0	2	0	0	0	0

**J E F F C A P E L L O**



**Left Wing**

**Born:**  
Ottawa, Ontario  
September 25, 1964

**Ht: 6'1" Wt: 195**  
**Shoots: Left**  
**Last Amateur Club:** Univ.  
of Vermont

**PLAYING RECORD**

Season	Club	League	REGULAR SEASON					PLAYOFFS				
			GP	G	A	PTS	PIM	GP	G	A	PTS	PIM
1983-84	U. Vermont	ECAC	27	6	15	21	20	—	—	—	—	—
1984-85	U. Vermont	ECAC	29	8	10	18	16	—	—	—	—	—
1985-86	U. Vermont	ECAC	31	9	17	26	36	—	—	—	—	—
1986-87	U. Vermont	ECAC	32	17	26	43	56	—	—	—	—	—
1987-88	Rochester	AHL	69	15	23	38	53	7	1	4	5	4
1988-89	Rochester	AHL	39	6	7	13	22	—	—	—	—	—

**B R I A N F O R D**



**Goaltender**


**Born:**  
Edmonton, Alberta  
September 22, 1961

**Ht: 5'10" Wt: 170**  
**Catches: Right**  
**Last Amateur Club:**  
Billings Bighorns

**PLAYING RECORD**

Season	Club	League	REGULAR SEASON					PLAYOFFS				
			GP	MIN	GA	SO	GAA	GP	MIN	GA	SO	GAA
1980-81	Billings	WHL	44	2435	204	0	5.03	3	143	15	0	4.66
1981-82	Billings	WHL	53	2791	256	0	5.50	5	226	26	0	5.86
1982-83	Carolina	ACHL	4	203	7	0	2.07	—	—	—	—	—
1983-84	Fredericton	AHL	27	1443	84	0	3.49	1	11	1	0	5.56
	Quebec	NHL	3	123	13	0	6.34	—	—	—	—	—
1984-85	Fredericton	AHL	36	2132	105	2	2.96	4	223	18	0	4.84
	Pittsburgh	NHL	8	457	48	0	6.30	—	—	—	—	—
	Baltimore	AHL	6	363	21	0	3.47	—	—	—	—	—
1985-86	Muskegon	IHL	22	1321	59	1	2.68	—	—	—	—	—
	Baltimore	AHL	39	2230	136	1	3.66	—	—	—	—	—
1986-87	Muskegon	IHL	9	513	33	0	3.06	13	793	41	0	3.10
	Baltimore	AHL	32	1541	99	0	3.85	—	—	—	—	—
1987-88	Springfield	AHL	35	1898	118	0	3.73	—	—	—	—	—
1988-89	Rochester	AHL	19	1075	60	2	3.35	—	—	—	—	—
NHL TOTALS			11	580	61	0	6.31	0	0	0	0	0.00

# KEITH GRETZKY



**Center**

**Born:**


Brantford, Ontario  
February 16, 1967

**Height:** 5'9" **Wt:** 160  
**Shoots:** Left  
**Last Amateur Club:**  
Hamilton Steelhawks

**PLAYING RECORD**

Season	Club	League	GP	REGULAR SEASON				PIM	GP	PLAYOFFS				PIM
				G	A	PTS	PIM			G	A	PTS	PIM	
1983-84	Windsor	OHL	70	15	38	53	8	3	0	1	1	2		
1984-85	Windsor	OHL	66	31	62	93	12	4	2	2	4	4		
1985-86	Win.-Belleville	OHL	61	27	47	74	12	24	8	13	21	2		
1986-87	Hamilton	OHL	64	35	66	101	18	9	5	9	14	4		
1987-88	Rochester	AHL	43	8	24	32	6							
	Flint	IHL	25	9	18	27	0	9	1	7	8	21		
1988-89	Rochester	AHL	23	3	13	16	0							
	Flint	IHL	2	0	1	1	0							

# FRANCOIS GUAY



**Center**

**Born:**

Gatineau, Quebec  
June 8, 1968

**Ht:** 6'0" **Wt:** 186  
**Shoots:** Left  
**Last Amateur Club:**  
Laval


**PLAYING RECORD**

Season	Club	League	GP	REGULAR SEASON				PIM	GP	PLAYOFFS				PIM
				G	A	PTS	PIM			G	A	PTS	PIM	
1984-85	Laval	QHL	66	13	18	31	21							
1985-86	Laval	QHL	71	19	55	74	46	14	5	6	11	15		
1986-87	Laval	QHL	63	52	77	129	67	14	5	13	18	18		
1987-88	Laval	QHL	66	60	84	144	142	14	10	15	25	10		
1988-89	Rochester	AHL	45	6	20	26	34							

**SABRE FACT**

In the Sabres' first pre-season game in 1970, the Rangers' Don Luce scored the tying goal in a 4-4 tie in Peterboro, Ontario.

# JIM HOFFORD



**Defense**

**Born:**

Sudbury, Ontario  
October 4, 1964

**Ht:** 6'0" **Wt:** 195  
**Shoots:** Right  
**Last Amateur Club:**  
Windsor Spitfires

**PLAYING RECORD**

Season	Club	League	GP	REGULAR SEASON				PIM	GP	PLAYOFFS				PIM
				G	A	PTS	PIM			G	A	PTS	PIM	
1982-83	Windsor	OHL	63	8	20	28	173	3	0	1	1	15		
1983-84	Windsor	OHL	1	0	0	0	2							
1984-85	Rochester	AHL	71	2	13	15	166	5	0	0	0	16		
1985-86	Buffalo	NHL	5	0	0	0	5							
	Rochester	AHL	40	2	7	9	148							
1986-87	Buffalo	NHL	12	0	0	0	40							
	Rochester	AHL	54	1	8	9	204	13	1	0	1	57		
1987-88	Rochester	AHL	69	3	15	18	322	7	0	0	0	28		
1988-89	Los Angeles	NHL	1	0	0	0	2							
	Rochester	AHL	34	1	9	10	139							
NHL TOTALS			18	0	0	0	47	0	0	0	0	0	0	
TOTALS AS A SABRE			17	0	0	0	45	0	0	0	0	0	0	

# JIM JACKSON



**Right Wing**

**Born:**

Oshawa, Ontario  
February 1, 1960


**Ht:** 5'8" **Wt:** 190  
**Shoots:** Right  
**Last Amateur Club:**  
Niagara Falls Flyers

**PLAYING RECORD**

Season	Club	League	GP	REGULAR SEASON				PIM	GP	PLAYOFFS				PIM
				G	A	PTS	PIM			G	A	PTS	PIM	
1980-81	Richmond	EHL	58	17	43	60	42	10	1	0	1	4		
1981-82	Muskegon	IHL	82	24	51	75	72							
1982-83	Colorado	CHL	30	10	16	26	4							
	Calgary	NHL	48	8	12	20	7	8	2	1	3	2		
1983-84	Colorado	CHL	25	5	27	32	4							
	Calgary	NHL	49	6	14	20	13	6	1	1	2	4		
1984-85	Calgary	NHL	10	1	4	5	0							
	Moncton	AHL	24	2	5	7	6							
1985-86	Rochester	AHL	65	16	32	48	10							
1986-87	Rochester	AHL	71	19	38	57	48	16	5	4	9	6		
1987-88	Rochester	AHL	74	23	48	71	23	7	2	6	8	4		
	Buffalo	NHL	5	2	0	2	0	0	0	0	0	0		
1988-89	Rochester	AHL	73	19	50	69	14							
NHL TOTALS			112	17	30	47	20	14	3	2	5	6		
TOTALS AS A SABRE			5	2	0	2	0	0	0	0	0	0		



# T R E N T K A E S E



**Right Wing**

**Born:**

Namaimo, B.C.  
September 9, 1967

**Ht:** 5'11" **Wt:** 205  
**Shoots:** Right  
**Last Amateur Club:**  
Lethbridge Broncos

## PLAYING RECORD

Season	Club	League	REGULAR SEASON					PLAYOFFS				
			GP	G	A	PTS	PIM	GP	G	A	PTS	PIM
1983-84	Lethbridge .....	WHL	64	6	6	12	33	1	0	0	0	0
1984-85	Lethbridge .....	WHL	67	20	18	38	107	4	0	1	1	7
1985-86	Lethbridge .....	WHL	67	24	41	65	67	10	5	3	8	8
1986-87	Swift Current .....	WHL	2	1	0	1	4	—	—	—	—	—
	Calgary .....	WHL	68	30	24	54	117	—	—	—	—	—
	Flint .....	IHL	1	0	0	0	0	6	4	1	5	9
1987-88	Rochester .....	AHL	37	6	11	17	32	3	1	2	3	2
	Flint .....	IHL	41	11	26	37	58	12	6	6	12	21
1988-89	Rochester .....	AHL	44	9	11	20	68	—	—	—	—	—
	Flint .....	IHL	9	2	3	5	17	—	—	—	—	—
	Buffalo .....	NHL	1	0	0	0	0	—	—	—	—	—
NHL TOTALS			1	0	0	0	0	0	0	0	0	0
TOTALS AS A SABRE			1	0	0	0	0	0	0	0	0	0

# K E V I N K E R R



**Right Wing**

**Born:**

North Bay, Ontario  
September 18, 1967

**Ht:** 5'10" **Wt:** 170  
**Shoots:** Right  
**Last Amateur Club:**  
Windsor Spitfires


## PLAYING RECORD

Season	Club	League	REGULAR SEASON					PLAYOFFS				
			GP	G	A	PTS	PIM	GP	G	A	PTS	PIM
1985-86	Windsor .....	OHL	59	21	51	72	266	16	6	8	14	55
1986-87	Windsor .....	OHL	63	27	41	68	264	14	3	8	11	45
1987-88	Rochester .....	AHL	72	18	11	29	352	5	1	3	4	42
1988-89	Rochester .....	AHL	66	20	18	38	306	—	—	—	—	—

### SABRE FACT

The Sabres have had the number one overall choice in the NHL draft twice: 1970 (Gil Perreault) and 1987 (Pierre Turgeon).

# D A R C Y L O E W E N



**Left Wing**

**Born:**


Calgary, Alberta  
February 26, 1969

**Ht:** 5'10" **Wt:** 180  
**Shoots:** Left  
**Last Amateur Club:**  
Spokane Chiefs

## PLAYING RECORD

Season	Club	League	REGULAR SEASON					PLAYOFFS				
			GP	G	A	PTS	PIM	GP	G	A	PTS	PIM
1986-87	Spokane .....	WHL	68	15	25	40	129	5	0	0	0	0
1987-88	Spokane .....	WHL	72	30	44	74	231	15	7	5	12	54
1988-89	Spokane .....	WHL	60	31	27	58	194	—	—	—	—	—

# A N D R E W M A C V I C A R



**Left Wing**

**Born:**

Dartmouth, N.S.  
March 12, 1969

**Ht:** 6'1" **Wt:** 195  
**Shoots:** Left  
**Last Amateur Club:**  
Peterborough Petes

## PLAYING RECORD

Season	Club	League	REGULAR SEASON					PLAYOFFS				
			GP	G	A	PTS	PIM	GP	G	A	PTS	PIM
1986-87	Peterborough .....	OHL	64	6	13	19	33	11	2	1	3	7
1987-88	Peterborough .....	OHL	62	30	51	81	45	12	2	10	12	8
1988-89	Peterborough .....	OHL	66	25	29	54	56	—	—	—	—	—

### SABRE FACT

Mike Foligno was appointed captain of the Sabres in February, 1989. His predecessors in that position were Floyd Smith (1970-71), Gerry Meehan (1971-72 to 1973-74), Jim Schoenfeld (1974-75 to 1976-77), Danny Gare (1977-78 to 1981-82), Gil Perreault (1981-82 to 1986-87) and Lindy Ruff (1986-87 to 1988-89).

# SCOTT MCCRORY

## Center

**Born:**  
Sudbury, Ontario  
February 27, 1967  
**Height:** 5'10"



**Ht:** 5'10" **Wt:** 175  
**Shoots:** Right  
**Last Amateur Club:**  
Oshawa Generals


### PLAYING RECORD

Season	Club	League	REGULAR SEASON					PLAYOFFS				
			GP	G	A	PTS	PIM	GP	G	A	PTS	PIM
1984-85	Oshawa	OHL	64	9	24	33	28	—	—	—	—	—
1985-86	Oshawa	OHL	66	52	80	132	40	6	5	8	13	0
1986-87	Oshawa	OHL	66	51	99	150	35	24	15	22	37	20
1987-88	Binghamton	AHL	72	18	33	51	29	4	0	1	1	2
1988-89	Baltimore	AHL	80	38	51	89	25	—	—	—	—	—

# DON MCSWEEN

## Defense

**Born:**  
Detroit, Michigan  
June 9, 1964



**Ht:** 5'11" **Wt:** 194  
**Shoots:** Left  
**Last Amateur Club:**  
Michigan State

### PLAYING RECORD

Season	Club	League	REGULAR SEASON					PLAYOFFS				
			GP	G	A	PTS	PIM	GP	G	A	PTS	PIM
1983-84	Michigan St.	CCHA	46	10	26	36	30	—	—	—	—	—
1984-85	Michigan St.	CCHA	44	2	23	25	50	—	—	—	—	—
1985-86	Michigan St.	CCHA	45	9	29	38	18	—	—	—	—	—
1986-87	Michigan St.	CCHA	45	7	23	30	34	—	—	—	—	—
1987-88	Rochester	AHL	63	9	29	38	108	6	0	1	1	15
	Buffalo	NHL	5	0	1	1	6	—	—	—	—	—
1988-89	Rochester	AHL	65	7	22	29	45	—	—	—	—	—
NHL TOTALS			5	0	1	1	6	0	0	0	0	0
TOTALS AS A SABRE			5	0	1	1	6	0	0	0	0	0


### SABRE FACT

Sabres' trainer Rip Simonick was one of the two trainers for the Wales Conference team at the 1989 NHL All-Star Game in Edmonton. He has been with the team since it was formed in 1970.

# DAVE MOYLAN

## Defense

**Born:**  
Tillsonburg, Ontario  
August 13, 1967



**Ht:** 6'1" **Wt:** 195  
**Shoots:** Left  
**Last Amateur Club:**  
Kitchener Rangers


### PLAYING RECORD

Season	Club	League	REGULAR SEASON					PLAYOFFS				
			GP	G	A	PTS	PIM	GP	G	A	PTS	PIM
1984-85	Sudbury	OHL	66	1	15	16	108	—	—	—	—	—
1985-86	Sudbury	OHL	52	10	25	35	87	4	0	0	0	15
1986-87	Sudbury	OHL	13	5	6	11	41	—	—	—	—	—
	Kitchener	OHL	38	1	7	8	57	3	2	0	2	11
1987-88	Rochester	AHL	16	0	0	0	2	—	—	—	—	—
	Baltimore	AHL	20	4	5	9	35	—	—	—	—	—
1988-89	Rochester	AHL	19	0	2	2	15	—	—	—	—	—

# ROBERT RAY

## Left Wing

**Born:**  
Belleville, Ontario  
June 8, 1968



**Ht:** 6'0" **Wt:** 203  
**Shoots:** Left  
**Last Amateur Club:**  
Cornwall Royals


### PLAYING RECORD

Season	Club	League	REGULAR SEASON					PLAYOFFS				
			GP	G	A	PTS	PIM	GP	G	A	PTS	PIM
1984-85	Whitby	OPJHL	35	5	10	15	318	—	—	—	—	—
1985-86	Cornwall	OHL	53	6	13	19	253	6	0	0	0	26
1986-87	Cornwall	OHL	46	17	20	37	158	5	1	1	2	16
1987-88	Cornwall	OHL	61	11	41	52	179	11	2	3	5	33
1988-89	Rochester	AHL	74	11	18	29	446	—	—	—	—	—

### SABRE FACT

Pierre Turgeon was drafted by the Sabres 77 days before his 18th birthday.

# KENTON REIN



**Goaltender**

**Born:**

Saskatoon, Sask.  
September 12, 1967

**Ht:** 5'11" **Wt:** 194  
**Catches:** Left  
**Last Amateur Club:**  
Prince Albert

**PLAYING RECORD**

Season	Club	League	REGULAR SEASON					PLAYOFFS				
			GP	G	A	PTS	PIM	GP	G	A	PTS	PIM
1985-86	Prince Albert	WHL	23	1302	71	0	3.27	6	308	4	2	0.78
1986-87	Prince Albert	WHL	51	2996	159	0	3.18	8	443	31	0	4.20
1987-88	Flint	IHL	1	20	3	0	9.00	—	—	—	—	—
1988-89	Rochester	AHL	15	676	39	2	3.46	—	—	—	—	—
	Flint	IHL	8	437	29	0	3.98	—	—	—	—	—

# JOEL SAVAGE



**Right Wing**

**Born:**

Surrey, B.C.  
December 25, 1969

**Ht:** 5'11" **Wt:** 195  
**Shoots:** Right  
**Last Amateur Club:**  
Victoria Cougars

**PLAYING RECORD**

Season	Club	League	REGULAR SEASON					PLAYOFFS				
			GP	G	A	PTS	PIM	GP	G	A	PTS	PIM
1986-87	Victoria	WHL	68	14	13	27	48	5	2	0	2	0
1987-88	Victoria	WHL	69	37	32	69	73	—	—	—	—	—
1988-89	Victoria	WHL	60	17	30	47	95	—	—	—	—	—

**SABRE FACT**

Rick Vaive had two empty-net goals last season to lead the Sabres. Christian Ruutu, John Tucker and Pierre Turgeon had one each.

# STEVE SMITH



**Defense**

**Born:**

Trenton, Ontario  
April 4, 1963

**Ht:** 5'9" **Wt:** 195

**Shoots:** Left

**Last Amateur Club:**

Sault Ste. Marie Greyhounds

**PLAYING RECORD**

Season	Club	League	REGULAR SEASON					PLAYOFFS				
			GP	G	A	PTS	PIM	GP	G	A	PTS	PIM
1980-81	S.S. Marie	OHA	61	3	37	40	143	19	0	6	6	60
1981-82	Philadelphia	NHL	8	0	1	1	0	—	—	—	—	—
	S.S. Marie	OHL	50	7	20	27	179	12	0	2	2	23
1982-83	S.S. Marie	OHL	55	11	33	44	139	16	0	8	8	28
1983-84	Springfield	AHL	70	4	25	29	77	4	0	0	0	0
1984-85	Philadelphia	NHL	2	0	0	0	7	—	—	—	—	—
	Hershey	AHL	65	10	20	30	83	—	—	—	—	—
1985-86	Philadelphia	NHL	2	0	0	0	2	—	—	—	—	—
	Hershey	AHL	49	1	11	12	96	16	2	4	6	43
1986-87	Philadelphia	NHL	2	0	0	0	6	—	—	—	—	—
	Hershey	AHL	66	11	26	37	191	5	0	2	2	8
1987-88	Hershey	AHL	66	10	19	29	132	12	2	10	12	35
1988-89	Buffalo	NHL	3	0	0	0	0	—	—	—	—	—
	Rochester	AHL	48	2	14	16	79	—	—	—	—	—
NHL TOTALS			17	0	1	1	15	0	0	0	0	0
TOTALS AS A SABRE			3	0	0	0	0	0	0	0	0	0

# GRANT TKACHUK



**Left Wing**

**Born:**

Lac La Biche, Alta.  
September 24, 1968

**Ht:** 5'10" **Wt:** 180

**Shoots:** Left

**Last Amateur Club:**

Saskatoon Blades

**PLAYING RECORD**


Season	Club	League	REGULAR SEASON					PLAYOFFS				
			GP	G	A	PTS	PIM	GP	G	A	PTS	PIM
1984-85	Saskatoon	WHL	71	8	16	24	55	3	0	1	1	2
1985-86	Saskatoon	WHL	52	18	27	45	82	12	1	3	4	15
1986-87	Saskatoon	WHL	71	46	36	82	108	11	4	3	7	12
1987-88	Saskatoon	WHL	70	51	46	97	126	6	3	6	9	8
1988-89	Rochester	AHL	64	12	13	25	26	—	—	—	—	—

# DARCY WAKALUK

## Goaltender

### Born:

Pincher Creek, Alta.  
March 14, 1966



Ht: 5'11" Wt: 176

Catches: Left

Last Amateur Club:  
Spokane Chiefs

## PLAYING RECORD


Season	Club	League	REGULAR SEASON					PLAYOFFS					
			GP	MIN	GA	SO	GAA	GP	MIN	GA	SO	GAA	
1983-84	Kelowna	WHL	31	1555	163	0	6.29	-	-	-	-	-	-
1984-85	Kelowna	WHL	54	3094	244	0	4.73	5	282	22	0	4.68	-
1985-86	Spokane	WHL	47	2562	224	1	5.25	7	419	37	0	5.30	-
1986-87	Rochester	AHL	11	546	26	0	2.86	4	140	11	0	4.71	-
	Flint	IHL	9	356	38	0	6.42	-	-	-	-	-	-
1987-88	Rochester	AHL	55	2763	159	0	3.45	6	328	22	0	4.02	-
1988-89	Rochester	AHL	33	1566	97	1	3.72	-	-	-	-	-	-
	Buffalo	NHL	6	214	15	0	4.21	-	-	-	-	-	-
NHL TOTALS			6	214	15	0	4.21	0	0	0	0	0.00	-
TOTALS AS A SABRE			6	214	15	0	4.21	0	0	0	0	0.00	-

# SHAWN WHITHAM

## Defense

### Born:

Verdun, Quebec  
March 13, 1967



Ht: 5'11" Wt: 175

Shoots: Left

Last Amateur Club:  
Providence College

## PLAYING RECORD

Season	Club	League	REGULAR SEASON					PLAYOFFS				
			GP	G	A	PTS	PIM	GP	G	A	PTS	PIM
1985-86	Providence	H.E.	38	10	14	24	91	-	-	-	-	-
1986-87	Providence	H.E.	31	9	11	20	57	-	-	-	-	-
1987-88	Providence	H.E.	29	8	17	25	71	-	-	-	-	-
1988-89	Rochester	AHL	46	4	15	19	75	-	-	-	-	-
	Flint	IHL	17	3	13	16	18	-	-	-	-	-

## SABRE FACT

The Buffalo franchise staged a contest to name the new NHL team in the spring of 1970. Among the losers were Flying Zeppelins, Mugwumps, Buzzing Bees, Bandits, Eager Beavers, and Streaks.

## ALSO DRAFTED BY THE SABRES

### Dave Baseggio

Selected in 4th Round in 1986

Season	Club	League	GP	G	A	PTS	PIM
1985-86	Yale Univ	ECAC	30	7	17	24	54
1986-87	Yale Univ	ECAC	29	8	17	25	52
1987-88	Yale Univ	ECAC	24	4	22	26	67
1988-89	Yale Univ	ECAC	28	10	23	33	41

Defense  
6'3", 210 lbs.

### John Bradley

Selected in 4th Round in 1987

Season	Club	League	GP	MIN	GA	GAA
1987-88	Boston Univ	H.E.	9	528	40	4.53
1988-89	Boston Univ	H.E.	11	584	53	5.45

Goalie  
6'0", 165 lbs.

### Greg Brown

Selected in 2nd Round in 1986

Season	Club	League	GP	G	A	PTS	PIM
1986-87	Boston College	H.E.	37	10	27	37	22
1987-88	U.S. Olympic	H.E.	53	6	29	35	22
1988-89	Boston College	H.E.	40	9	34	43	24

Defense  
6'0", 190 lbs.

### Keith Carney

Selected in 4th Round in 1988

Season	Club	League	GP	G	A	PTS	PIM
1988-89	Univ. of Maine	H.E.	40	4	22	26	24

Right Wing  
6'1", 199 lbs.

### Bob Corkum

Selected in 3rd Round in 1986

Season	Club	League	GP	G	A	PTS	PIM
1985-86	Univ. of Maine	H.E.	39	7	26	33	53
1986-87	Univ. of Maine	H.E.	35	18	11	29	24
1987-88	Univ. of Maine	H.E.	40	14	18	32	64
1988-89	Univ. of Maine	H.E.	45	17	31	48	64

Right Wing  
6'2", 195 lbs.

### Clark Davies

Selected in 3rd Round (Supplemental) in 1988

Season	Club	League	GP	G	A	PTS	PIM
1986-87	Ferris St	CCHA	42	5	20	25	42
1987-88	Ferris St	CCHA	40	4	15	19	65
1988-89	Ferris St	CCHA	32	3	10	13	59

Defense  
6'0", 180 lbs.

### Mike de Carle

Selected in 2nd Round (Supplemental) in 1987

Season	Club	League	GP	G	A	PTS	PIM
1985-86	L. Superior St	CCHA	36	12	21	33	40
1986-87	L. Superior St	CCHA	38	34	18	52	122
1987-88	L. Superior St	CCHA	43	27	39	66	83
1988-89	L. Superior St	CCHA	38	20	24	44	76

Right Wing  
6'0", 180 lbs.

### David Divita

Selected in 6th Round in 1988

Season	Club	League	GP	G	A	PTS	PIM
1987-88	L. Superior St	CCHA	26	1	0	1	20
1988-89	L. Superior St	CCHA	25	1	4	5	28

Defense  
6'2", 205 lbs.

### Sean Dooley

Selected in 8th Round in 1987

Season	Club	League	GP	G	A	PTS	PIM
1987-88	Merrimack	Ind.	3	0	0	0	0
1988-89	Merrimack	Ind.	9	2	8	10	10

Defense  
6'3", 215 lbs.

**Wade Flaherty**

Selected in 9th Round in 1988

Season	Club	League	GP	MIN	GA	GAA
1986-87	Victoria	WHL	3	127	16	7.56
1987-88	Victoria	WHL	36	2052	135	3.95
1988-89	Victoria	WHL	42	2408	180	4.49

**Mike Griffith**

Selected in 7th Round in 1988

Season	Club	League	GP	G	A	PTS	PIM
1985-86	Ottawa	OHL	59	14	13	27	38
1986-87	Ottawa	OHL	66	26	66	92	28
1987-88	Ottawa	OHL	66	46	37	83	39
1988-89	Ottawa	OHL	64	47	42	89	54

**David Littman**

Selected in 11th Round in 1987

Season	Club	League	GP	MIN	GA	GAA
1986-87	Boston College	H.E.	21	1182	68	3.45
1987-88	Boston College	H.E.	30	1726	116	4.03
1988-89	Boston College	H.E.	32	1945	107	3.30

**Chris Marshall**

Selected in 6th Round in 1987

Season	Club	League	GP	G	A	PTS	PIM
1987-88	Michigan St	CCHA	29	0	2	2	27
1988-89	Michigan St	CCHA	7	0	1	1	11

**Mike McLaughlin**

Selected in 6th Round in 1988

Season	Club	League	GP	G	A	PTS	PIM
1988-89	U. of Vermont	ECAC	32	5	6	11	12

**Tom Nieman**

Selected in 11th Round in 1988

Season	Club	League	GP	G	A	PTS	PIM
1988-89	Dartmouth	ECAC	26	7	11	18	38

**David Pergola**

Selected in 5th Round in 1987

Season	Club	League	GP	G	A	PTS	PIM
1987-88	Boston College	H.E.	33	5	7	12	22
1988-89	Boston College	H.E.	39	12	9	21	16

**Tim Roberts**

Selected in the 8th Round in 1987

Season	Club	League	GP	G	A	PTS	PIM
1987-88	R.P.I.	ECAC	28	5	9	14	40
1988-89	R.P.I.	ECAC	27	4	11	15	50

**Larry Rooney**

Selected in the 5th Round in 1986

Season	Club	League	GP	G	A	PTS	PIM
1987-88	Providence	H.E.	33	1	9	10	34
1988-89	Providence	H.E.	10	0	4	4	18

**Dave Snuggerud**

Selected in 1st Round (Supplemental) in 1987

Season	Club	League	GP	G	A	PTS	PIM
1985-86	Univ. Minnesota	WCHA	42	14	18	32	47
1986-87	Univ. Minnesota	WCHA	39	30	29	59	38
1987-88	U.S. National		51	14	21	35	26
	U.S. Olympic		6	3	2	5	4
1988-89	Univ. Minnesota	WCHA	45	29	20	49	39

Goalie  
5'11", 156 lbs.Right Wing  
5'11", 205 lbs.Goalie  
6'0", 175 lbs.Left Wing  
5'10", 170 lbs.Left Wing  
6'5", 175 lbs.Right Wing  
6'0", 183 lbs.Right Wing  
6'1", 185 lbs.Center  
6'2", 180 lbs.Defense  
6'0", 180 lbs.Left Wing  
6'0", 170 lbs.**Boyd Sutton**

Selected in 10th Round in 1985

Season	Club	League	GP	G	A	PTS	PIM
1985-86	Miami (Ohio)	CCHA	33	8	13	21	24
1986-87	Miami (Ohio)	CCHA	39	19	18	37	44
1987-88	Miami (Ohio)	CCHA	37	17	16	33	34
1988-89	Miami (Ohio)	CCHA	37	16	23	39	24

**Bob Wallwork**

Selected in 12th Round in 1988

Season	Club	League	GP	G	A	PTS	PIM
1987-88	Miami (Ohio)	CCHA	36	6	24	30	59
1988-89	Miami (Ohio)	CCHA	19	1	8	9	30

Center/Defense  
5'11", 180 lbs.Left Wing  
5'10" 170 lbs.**SABRES' 1989 ENTRY DRAFT SELECTIONS****Round One - 14th Choice Overall**

Season	Club	League	GP	G	A	PTS
1988-89	Kevin Haller Regina Pats (WHL)	Defense 6'2" 182	10	31	41	

**Round Nine - 183th Choice Overall**

Season	Club	League	GP	G	A	PTS
1988-89	Donald Audette Laval Titans	Right Wing 5'8" 182	17	22	39	
1987-88			48	61	109	
1988-89			76	85	161	

**Round Three - 56th Choice Overall**

Season	Club	League	GP	G	A	PTS
1988-89	Scott Thomas Nichols H.S.	Right Wing 6'2" 195	23	39	62	
1988-89			38	52	90	

**Round 10 - 194th Choice Overall**

Season	Club	League	GP	G	A	PTS
1987-88	Mark Astley Lake Superior St.	Defense 5'11" 185	2	9	11	

**Round Four - 77th Choice Overall**

Season	Club	League	GP	G	A	PTS
1987-88	Doug MacDonald Univ. of Wisconsin	Center 6'0" 192	17	21	38	

**Round 10 - 203rd Choice Overall**

Season	Club	League	GP	G	A	PTS
1988-89	John Nelson Toronto Marlboros	Center 5'10" 174	8	18	26	
1987-88			32	36	68	
1988-89			39	60	99	

**Round Five - 98th Choice Overall**

Season	Club	League	GP	G	A	PTS
1988-89	Ken Sutton Saskatoon Blades	Defense 6'0" 184	22	31	53	

**Round 11 - 224th Choice Overall**

Season	Club	League	GP	G	A	PTS
1988-89	Todd Henderson Thunder Bay (Jr. A)	Goalie 6'1" 155	28	103	3.85	

**Round Six - 107th Choice Overall**

Season	Club	League	GP	G	A	GAA
1987-88	Bill Pye Northern Michigan University	Goalie 5'9" 171	13	49	4.49	
1988-89			36	111	3.15	

**Round 12 - 245th Choice Overall**

Season	Club	League	GP	G	A	PTS
1988-89	Michael Bavis Cushing Academy	Right Wing 6'0" 180				
1988-89						Not Avail.

**Round Six - 119th Choice Overall**

Season	Club	League	GP	G	A	PTS
1988-89	Mike Barkley University of Maine	Right Wing 6'0" 185	12	13	25	

**Round Eight - 161st Choice Overall**

Season	Club	League	GP	G	A	PTS
1988-89	Derek Plante Cloquet (Minn.) H.S.	Center 5'11" 160	30	33	63	

**Round 3 - 19th Choice Overall**

Season	Club	League	GP	G	A	PTS
1985-86	Ian Boyce University of Vermont	Left Wing 5'8" 177	10	11	21	
1986-87			8	23	31	
1987-88			16	22	38	
1988-89			15	27	42	

**SUPPLEMENTAL DRAFT**



NIAGARA FRONTIER  
SPORTS NETWORK



## 30 GAME HOME ICE ADVANTAGE

Thursday	October	5	7:30 PM	Quebec Nordiques
Friday	October	13	7:30 PM	Hartford Whalers
Friday	October	20	7:30 PM	Montreal Canadiens
Sunday	October	29	7:00 PM	Boston Bruins
Sunday	November	5	7:00 PM	Los Angeles Kings
Wednesday	November	22	7:30 PM	New York Rangers
Sunday	November	26	7:00 PM	Hartford Whalers
Friday	December	1	7:30 PM	New Jersey Devils
Wednesday	December	13	7:30 PM	Boston Bruins
Sunday	December	17	7:00 PM	Philadelphia Flyers
Friday	December	22	7:30 PM	Montreal Canadiens
Tuesday	December	26	7:30 PM	Detroit Red Wings
Friday	December	29	7:30 PM	Boston Bruins
Sunday	December	31	7:00 PM	New York Islanders
Sunday	January	7	7:00 PM	Boston Bruins
Friday	January	19	7:30 PM	Washington Capitals
Friday	January	26	7:00 PM	Chicago Black Hawks
Sunday	January	28	2:00 PM	Pittsburgh Penguins
Wednesday	January	31	7:30 PM	Quebec Nordiques
Sunday	February	4	7:00 PM	New York Islanders
Wednesday	February	7	7:30 PM	Montreal Canadiens
Friday	February	9	7:30 PM	New York Rangers
Friday	February	16	7:30 PM	Montreal Canadiens
Sunday	February	18	7:00 PM	Hartford Whalers
Sunday	March	4	7:00 PM	Quebec Nordiques
Wednesday	March	14	7:30 PM	Los Angeles Kings
Wednesday	March	21	7:30 PM	Calgary Flames
Sunday	March	25	2:00 PM	New Jersey Devils
Thursday	March	29	7:30 PM	Minnesota North Stars
Sunday	April	1	7:00 PM	Quebec Nordiques

CHECK WITH YOUR LOCAL CABLE COMPANY FOR TIME AND CHANNEL

## STATISTICS & RECORDS



## SABRES' 1988-89 REGULAR SEASON SCORES

NO.	DATE	H/A	OPP.	SCORE	WLT	REC	GOALIE	ATT.	GOALS BY UNI. NO.
1	10/6	H	MTL	3-2	W	1-0-0	Barrasso	16,433	33,23(2)
2	10/8	A	WSH	2-6	L	1-1-0	Barrasso, Puppa	13,128	7(2)
3	10/9	A	PHI	3-4	L	1-2-0	Puppa	17,423	33,29,65
4	10/12	H	PIT	8-5	W	2-2-0	Barrasso	11,860	25(3),21(2), 17(2),7
5	10/14	A	QUE	5-4	W	3-2-0	Puppa	14,053	77(2),65,6,17
6	10/16	H	QUE	3-5	L	3-3-0	Barrasso	12,902	6,9,12
7	10/19	A	TOR	2-4	L	3-4-0	Barrasso	15,186	25,21
8	10/21	H	MTL	5-3	W	4-4-0	Puppa	15,734	25(2),17(2),23
9	10/22	A	MTL	3-4	L	4-5-0	Barrasso	16,672	9(2),19
10	10/25	A	NJ	7-4	W	5-5-0	Puppa	11,560	17,77(2),25(2), 19,7
11	10/26	H	HFD	1-7	L	5-6-0	Barrasso	11,319	23
12	10/29	A	BOS	3-3	T	5-6-1	Puppa	14,448	6(2),77
13	10/30	H	BOS	3-3	T	5-6-2	Puppa	14,120	17,23,25
14	11/2	H	NYR	6-4	W	6-6-2	Puppa, Barrasso	13,024	38(3),23,29,77
15	11/4	A	EDM	3-7	L	6-7-2	Barrasso	16,988	77,38,20
16	11/5	A	CGY	0-9	L	6-8-2	Barrasso	19,271	—
17	11/9	H	CGY	3-2	W	7-8-2	Puppa	11,643	6,77(2)
18	11/12	A	NYI	3-0	W	8-8-2	Puppa	13,346	29,38,6
19	11/13	H	EDM	4-5	L	8-9-2	Puppa	13,234	7,65,17,25
20	11/16	A	CHI	2-3	L	8-10-2	Puppa	15,725	65,6
21	11/19	A	LA	4-5	L	8-11-2	Puppa, Cloutier	15,581	77,33(2),20
22	11/22	A	VAN	2-4	L	8-12-2	Puppa	11,226	7,6
23	11/25	H	CHI	5-4	W	9-12-2	Cloutier	15,617	77,25,38,7,6
24	11/27	H	PHI	7-3	W	10-12-2	Puppa	12,254	6(2),21,38,7,9,8
25	11/30	H	QUE	6-2	W	11-12-2	Puppa	11,632	16,8,6,7,7,19,23
26	12/2	H	HFD	1-6	L	11-13-2	Puppa, Wakaluk	15,083	16
27	12/3	A	MTL	2-3	L	11-14-2	Cloutier	16,874	9,77
28	12/6	A	HFD	0-9	L	11-15-2	Puppa, Cloutier	12,916	—
29	12/8	A	BOS	4-2	W	12-15-2	Puppa	13,240	7,33,65,9
30	12/11	H	WSH	4-6	L	12-16-2	Puppa	11,703	16,21,33,23
31	12/14	A	WPG	3-4	L	12-17-2	Cloutier	10,475	33,77,6
32	12/15	A	MIN	2-2	T	12-17-3	Puppa	8,294	9,17
33	12/19	H	EDM	5-5	T	12-17-4	Puppa	11,914	7,22,20,9,23
34	12/21	A	NYR	5-2	W	13-17-4	Puppa	17,224	23,8(2),20,77
35	12/23	H	TOR	5-2	W	14-17-4	Puppa	14,362	33,23,21,16,4
36	12/26	H	BOS	2-1	W	15-17-4	Puppa	16,433	6(2)
37	12/28	H	DET	4-1	W	16-17-4	Puppa	16,433	77,12,22,4
38	12/30	A	WSH	3-5	L	16-18-4	Cloutier	17,109	12,17,6
39	12/31	H	PHI	2-3	L	16-19-4	Puppa	14,530	32,12
40	1/4	H	HFD	4-5	L	16-20-4	Puppa	12,740	65,77,21,4
41	1/6	A	NJ	4-5	L	16-21-4	Puppa, Cloutier	6,067	33,22,6,21
42	1/7	A	TOR	6-1	W	17-21-4	Cloutier	16,382	12(2),77,3,6,65
43	1/12	H	CHI	6-5	W	18-21-4	Cloutier, Puppa	12,549	37,77,12,17,23,29
44	1/14	A	QUE	1-1	T	18-21-5	Puppa	14,155	17
45	1/15	H	CGY	3-2	W	19-21-5	Cloutier	15,242	23,65,77

NO.	DATE	H/A	OPP.	SCORE	WLT	REC	GOALIE	ATT.	GOALS BY UNI. NO.
46	1/18	H	MIN	3-3	T	19-21-6	Puppa	13,137	9,12,23
47	1/21	A	BOS	6-5	W	20-21-6	Puppa, Cloutier	14,448	77(2),25,29,12,8
48	1/22	H	BOS	6-4	W	21-21-6	Puppa	14,195	77,29,12(2),22,25
49	1/25	A	DET	6-3	W	22-21-6	Puppa	19,875	25,9,6,23,17,12
50	1/27	H	MTL	4-2	W	23-21-6	Puppa, Cloutier	16,433	33,9,12,25
51	1/28	A	MTL	1-2	L	23-22-6	Cloutier	17,809	4
52	1/31	A	HFD	5-3	W	24-22-6	Cloutier	12,772	17(3),12,25
53	2/2	A	STL	3-7	L	24-23-6	Cloutier, Wakaluk	13,659	12,25,20
54	2/4	A	LA	3-5	L	24-24-6	Wakaluk	16,005	21(2),37
55	2/9	A	HFD	2-5	L	24-25-6	Cloutier	13,200	33,6
56	2/10	H	VAN	4-5	L	24-26-6	Wakaluk, Cloutier	14,540	6,77,12,29
57	2/12	H	STL	5-2	W	25-26-6	Cloutier	14,003	17(2),23(2),9
58	2/14	A	PIT	3-7	L	25-27-6	Cloutier	16,025	25,55,19
59	2/15	H	NJ	5-3	W	26-27-6	Cloutier	12,720	20,17,21,19,12
60	2/17	H	PIT	5-1	W	27-27-6	Cloutier	15,399	22,3,77,12,17
61	2/19	H	DET	8-4	W	28-27-6	Cloutier	16,433	12(2),6,20,9,17 21,77
62	2/22	H	NYI	7-5	W	29-27-6	Cloutier, Wakaluk	13,511	77,19(2),22,6, 9(2)
63	2/24	H	WPG	5-4	W	30-27-6	Cloutier	16,433	6,65,77,25,23
64	2/25	A	MTL	1-6	L	30-28-6	Cloutier	17,897	25
65	3/1	H	LA	4-5	L	30-29-6	Cloutier	16,433	25,6,23,77
66	3/4	A	QUE	2-6	L	30-30-6	Cloutier, Eliot	15,381	7,5
67	3/5	H	QUE	2-8	L	30-31-6	Cloutier, Eliot	14,515	33,77
68	3/8	A	NYR	2-0	W	31-31-6	Malarchuk	17,361	25,21
69	3/11	A	BOS	6-6	T	31-31-7	Malarchuk	14,448	9(2),23,8,7,19
70	3/12	H	BOS	3-2	W	32-31-7	Malarchuk	16,433	77,25(2)
71	3/16	A	HFD	6-1	W	33-31-7	Malarchuk	12,823	77,9,4,33,17,25
72	3/18	A	MIN	0-3	L	33-32-7	Malarchuk	13,486	—
73	3/20	A	WPG	4-1	W	34-32-7	Cloutier	11,296	33,17,21,65
74	3/22	H	STL	1-2	L	34-33-7	Malarchuk, Cloutier	14,448	17
75	3/24	H	VAN	5-2	W	35-33-7	Cloutier	16,433	23,7,17,25,56
76	3/25	A	QUE	1-4	L	35-34-7	Wakaluk	14,180	65
77	3/28	H	HFD	4-2	W	36-34-7	Cloutier	16,433	23,29(2),25
78	3/30	H	MTL	2-4	L	36-35-7	Cloutier	16,433	77(2)
79	4/1	A	NYI	4-3	W	37-35-7	Cloutier	15,613	8,6,25,3
80	4/2	H	QUE	4-2	W	38-35-7	Cloutier	14,555	17(2),20,5

### Sabres' 1989 Playoff Scores

NO.	DATE	H/A	OPP.	SCORE	WLT	REC	GOALIE	ATT.	GOALS BY UNI. NO.
1	4/5	A	BOS	6-0	W	1-0	Cloutier	14,448	17(2),22,9,77,5
2	4/6	A	BOS	3-5	L	1-1	Malarchuk	14,448	17,77(2)
3	4/8	H	BOS	2-4	L	1-2	Cloutier	16,433	22,6
4	4/9	H	BOS	2-3	L	1-3	Cloutier	16,433	8,65
5	4/11	A	BOS	1-4	L	1-4	Cloutier	14,448	3

## SABRES' RECORD BY YEAR

YEAR	GP	W	L	T	GF	GA	PTS
1970-71	78	24	39	15	217	291	63
1971-72	78	16	43	19	203	289	51
1972-73	78	37	27	14	257	219	88
1973-74	78	32	34	12	242	250	76
1974-75	80	49	16	15	354	240	113
1975-76	80	46	21	13	339	240	105
1976-77	80	48	24	8	301	220	104
1977-78	80	44	19	17	288	215	105
1978-79	80	36	28	16	280	263	88
1979-80	80	47	17	16	318	201	110
1980-81	80	39	20	21	327	250	99
1981-82	80	39	26	15	307	273	93
1982-83	80	38	29	13	318	285	89
1983-84	80	38	25	7	315	257	103
1984-85	80	48	28	14	290	237	90
1985-86	80	38	28	14	290	291	80
1986-87	80	37	37	6	296	291	80
1987-88	80	28	44	8	280	308	64
1988-89	80	37	32	11	283	305	85
1989-90	80	38	35	7	291	299	83
<b>TOTALS</b>	<b>1512</b>	<b>721</b>	<b>544</b>	<b>247</b>	<b>5506</b>	<b>4933</b>	<b>1689</b>

## NATIONAL HOCKEY LEAGUE FINAL STANDINGS

### Norris Division

	GP	W	L	T	GF	GA	PTS	HOME	ROAD
Detroit Red Wings	80	34	34	12	313	316	80	20-14-6	14-20-6
St. Louis Blues	80	33	35	12	275	285	78	22-11-7	11-24-5
Minnesota North Stars	80	27	37	16	258	278	70	17-15-8	10-22-8
Chicago Blackhawks	80	27	41	12	297	335	66	16-14-10	11-27-2
Toronto Maple Leafs	80	28	46	6	259	342	62	15-20-5	13-26-1

### Smythe Division

	GP	W	L	T	GF	GA	PTS	HOME	ROAD
Calgary Flames	80	54	17	9	354	226	117	32-4-4	22-13-5
Los Angeles Kings	80	42	31	7	376	335	91	25-12-3	17-19-4
Edmonton Oilers	80	38	34	8	325	306	84	21-16-3	17-18-5
Vancouver Canucks	80	33	39	8	251	253	74	19-15-6	14-24-2
Winnipeg Jets	80	26	42	12	300	355	64	17-18-5	9-24-7

### Adams Division

	GP	W	L	T	GF	GA	PTS	HOME	ROAD
Montreal Canadiens	80	53	18	9	315	218	115	30-6-4	23-12-5
Boston Bruins	80	37	29	14	289	256	88	17-15-8	20-14-6
Buffalo Sabres	80	38	35	7	291	299	83	25-12-3	13-23-4
Hartford Whalers	80	37	38	5	299	290	79	21-17-2	16-21-3
Quebec Nordiques	80	27	46	7	269	342	61	16-20-4	11-26-3

## Patrick Division

	GP	W	L	T	GF	GA	PTS	HOME	ROAD
Washington Capitals	80	41	29	10	305	259	92	25-12-3	16-17-7
Pittsburgh Penguins	80	40	33	7	347	349	87	24-13-3	16-20-4
New York Rangers	80	37	35	8	310	307	82	21-17-2	16-18-6
Philadelphia Flyers	80	36	36	8	307	285	80	22-15-3	14-21-5
New Jersey Devils	80	27	41	12	281	325	66	17-18-5	10-23-7
New York Islanders	80	28	47	5	265	325	61	19-18-3	9-29-2

### NHL SCORING LEADERS

	GP	G	A	PTS.
M. Lemieux, Pit.	76	85	114	199
W. Gretzky, LA	78	54	114	168
S. Yzerman, Det.	80	65	90	155
B. Nicholls, LA	79	70	80	150
R. Brown, Pit.	68	49	66	115

### GOALS AGAINST AVERAGE

	GP	GA	AVG.
P. Roy, Mtl.	48	113	2.47
M. Vernon, Cgy.	52	130	2.65
P. Peeters, Wsh.	33	88	2.85
B. Hayward, Mtl.	36	101	2.90
R. Wamsley, Cgy.	35	95	2.96

### Other NHL Leaders

- Goals** - Mario Lemieux, Pittsburgh - 85
- Assists** - Wayne Gretzky, Los Angeles and Mario Lemieux, Pittsburgh - 114
- Points by a Defenseman** - Paul Coffey, Pittsburgh - 113
- Power Play Goals** - Mario Lemieux, Pittsburgh - 31
- Short-Handed Goals** - Mario Lemieux, Pittsburgh - 13
- Game-Winning Goals** - Joe Nieuwendyk, Calgary - 11
- Game-Tying Goals** - Rick Tocchet, Philadelphia - 3
- Shots** - Steve Yzerman, Detroit - 388
- Shooting Percentage** - Rob Brown, Pittsburgh - 29.0
- Plus/Minus** - Joe Mullen, Calgary - +51
- Points by a Rookie** - Brian Leetch, N.Y. Rangers - 71
- Wins by a Goalie** - Mike Vernon, Calgary - 37
- Save Percentage** - Patrick Roy, Montreal - .908
- Shutouts** - Greg Millen, St. Louis - 6

## NHL AWARD WINNERS

- Hart Memorial Trophy**: Wayne Gretzky, Los Angeles
- James Norris Memorial Trophy**: Chris Chelios, Montreal
- Calder Memorial Trophy**: Brian Leetch, N.Y. Rangers
- Frank J. Selke Trophy**: Guy Carbonneau, Montreal
- Lady Byng Memorial Trophy**: Joe Mullen, Calgary
- Vezina Trophy**: Patrick Roy, Montreal
- Jack Adams Award**: Pat Burns, Montreal
- King Clancy Award**: Bryan Trottier, N.Y. Islanders
- Conn Smythe Trophy**: Al MacInnis, Calgary
- Art Ross Trophy**: Mario Lemieux, Pittsburgh
- William Jennings Trophy**: Brian Hayward and Patrick Roy, Montreal
- Bill Masterton Memorial Trophy**: Bob Bourne, Los Angeles



## SABRES' 1988-89 REGULAR SEASON SCORING

NO.	PLAYER	GP	G	A	PTS	+/-	PIM	PP	SH	GW	GT	SHOTS	PCTG
77	Pierre Turgeon	80	34	54	88	-3	26	19	0	5	0	182	18.7
6	Phil Housley	72	26	44	70	6	47	5	0	3	0	178	14.6
21	Christian Ruuttu	67	14	46	60	13	98	5	0	1	0	149	9.4
22	Rick Vaive (with Chi)	30	12	13	25	-5	60	9	0	1	0	57	21.1
	(with Buf)	28	19	13	32	7	64	7	0	3	0	81	23.5
	(Total)	58	31	26	57	2	124	16	0	4	0	138	22.5
25	Dave Andreychuk	56	28	24	52	1	40	7	0	3	0	145	19.3
8	Doug Bodger (with Pit)	10	1	4	5	6	7	0	0	0	0	22	4.5
	(with Buf)	61	7	40	47	9	52	6	0	1	0	134	5.2
	(Total)	71	8	44	52	15	59	6	0	1	0	156	5.1
17	Mike Foligno	75	27	22	49	-7	156	11	0	5	1	144	18.8
33	Benoit Hogue	69	14	30	44	-4	120	1	2	0	0	114	12.3
7	John Tucker	60	13	31	44	-4	31	3	0	1	0	94	13.8
23	Ray Sheppard	67	22	21	43	-7	15	7	0	4	1	147	15.0
9	Scott Arniel	80	18	23	41	10	46	0	2	3	1	122	14.8
65	Mark Napier	66	11	17	28	-4	33	0	2	1	0	92	12.0
3	Grant Ledyard (with Wsh)	61	3	11	14	1	43	1	0	1	0	81	3.7
	(with Buf)	13	1	5	6	1	8	0	0	1	0	25	4.0
	(Total)	74	4	16	20	2	51	1	0	2	0	106	3.8
29	Jeff Parker	57	9	9	18	3	82	0	0	2	0	78	11.5
19	Kevin Maguire	60	8	10	18	9	241	0	0	2	0	35	22.9
4	Uwe Krupp	70	5	13	18	0	55	0	1	0	0	51	9.8
20	Mike Hartman	70	8	9	17	8	316	1	0	0	0	91	8.8
38	Adam Creighton	24	7	10	17	-5	44	3	0	1	0	42	16.7
22	Lindy Ruff	63	6	11	17	-17	86	0	0	0	0	69	8.7
5	Mike Ramsey	56	2	14	16	5	84	0	0	1	0	63	3.2
3	Calle Johansson	47	2	11	13	-7	33	0	0	1	0	53	3.8
37	Shawn Anderson	33	2	10	12	3	18	2	0	0	0	26	7.7
16	Mike Donnelly	22	4	6	10	-1	10	0	0	0	0	25	16.0
27	Larry Playfair (with LA)	6	0	3	3	3	16	0	0	0	0	4	.0
	(with Buf)	42	0	3	3	-10	110	0	0	0	0	6	.0
	(Total)	48	0	6	6	-7	126	0	0	0	0	10	.0
55	Joe Reekie	15	1	3	4	6	26	1	0	0	0	14	7.1
31	Daren Puppa	37	0	4	4	—	12	0	0	0	0	0	.0
30	Tom Barrasso	10	0	3	3	—	21	0	0	0	0	0	.0
56	Ken Priestlay	15	2	0	2	-8	2	0	0	0	0	20	10.0
32	Scott Metcalfe	9	1	1	2	-1	13	0	0	0	0	11	9.1
36	Jan Ludvig	13	0	2	2	-1	39	0	0	0	0	11	.0
1	Jacques Cloutier	36	0	2	2	—	6	0	0	0	0	0	.0
26	Richie Dunn	4	0	1	1	-1	2	0	0	0	0	2	.0
14	Mikael Andersson	14	0	1	1	-1	4	0	0	0	0	12	.0
18	Bob Halkidis	16	0	1	1	-1	66	0	0	0	0	9	.0
39	Trent Kaese	1	0	0	0	0	0	0	0	0	0	5	.0
28	Mark Ferner	2	0	0	0	-2	2	0	0	0	0	0	.0
34	Darren Eliot	2	0	0	0	—	0	0	0	0	0	0	.0
26	Darrin Shannon	3	0	0	0	-2	0	0	0	0	0	0	.0
24	Steve Smith	3	0	0	0	0	0	0	0	0	0	2	.0
35	Darcy Wakaluk	6	0	0	0	—	0	0	0	0	0	0	.0
30	Clint Malarchuk	7	0	0	0	—	2	0	0	0	0	0	.0
44	Brad Miller	7	0	0	0	-1	6	0	0	0	0	0	.0
No.	GOALTENDER	GP	MIN	AVG	W	L	T	EN	SO	GA	SA	PCT	
30	Clint Malarchuk (Wsh)	42	2428	3.48	16	18	7	1	1	141	1145	.877	
	(Buf)	7	326	2.39	3	1	1	0	1	13	142	.908	
	(Total)	49	2754	3.36	19	19	8	1	2	154	1287	.880	
31	Daren Puppa	37	1908	3.36	17	10	6	1	1	107	961	.889	
1	Jacques Cloutier	36	1786	3.63	15	14	0	1	0	108	857	.874	
35	Darcy Wakaluk	6	214	4.21	1	3	0	1	0	15	90	.831	
30	Tom Barrasso	10	545	4.95	2	7	0	1	0	45	285	.842	
34	Darren Eliot	2	67	6.27	0	0	0	0	0	7	43	.837	
	Buffalo Totals	80	4855	3.70	38	35	7	4	2	299	2378	.874	

## SABRES' HOME AND ROAD SCORING 1988-89 REGULAR SEASON

No - Player	Home			Road			Total					
	GP	G	A Pt.	GP	G	A Pt.	GP	G	A Pt.			
3 - Grant Ledyard	6	0	3	3	7	1	1	2	13	1	4	5
3 - Calle Johansson	26	1	8	9	21	1	3	4	47	2	11	13
4 - Uwe Krupp	34	3	9	12	36	2	4	6	70	5	13	18
5 - Mike Ramsey	31	1	8	9	25	1	6	7	56	2	14	16
6 - Phil Housley	36	13	30	43	36	13	14	27	72	26	44	70
7 - John Tucker	30	6	20	26	30	7	11	18	60	13	31	44
8 - Doug Bodger	32	2	26	28	29	5	14	19	61	7	40	47
9 - Scott Arniel	40	9	11	20	40	9	12	21	80	18	23	41
14 - Mikael Andersson	8	0	0	0	6	0	1	1	14	0	1	1
16 - Mike Donnelly	10	4	2	6	12	0	4	4	22	4	6	10
17 - Mike Foligno	37	16	12	28	38	11	10	21	75	27	22	49
18 - Bob Halkidis	7	0	1	1	9	0	1	1	16	0	1	1
19 - Kevin Maguire	26	4	4	8	34	4	6	10	60	8	10	18
20 - Mike Hartman	35	5	7	12	35	3	2	5	70	8	9	17
21 - Christian Ruuttu	33	8	29	37	34	6	17	23	67	14	46	60
22 - Lindy Ruff	30	5	5	10	33	1	6	7	63	6	11	17
22 - Rick Vaive	15	12	6	18	13	7	7	14	28	19	13	32
23 - Ray Sheppard	37	19	14	33	30	3	7	10	67	22	21	43
24 - Steve Smith	2	0	0	0	1	0	0	0	3	0	0	0
25 - Dave Andreychuk	28	16	15	31	26	12	9	21	56	28	24	52
26 - Richie Dunn	2	0	0	0	2	0	1	1	4	0	1	1
26 - Darrin Shannon	2	0	0	0	1	0	0	0	3	0	0	0
27 - Larry Playfair	21	0	1	1	21	0	2	2	42	0	3	3
28 - Mark Ferner	1	0	0	0	1	0	0	0	2	0	0	0
29 - Jeff Parker	30	6	4	10	27	3	5	8	57	9	9	18
32 - Scott Metcalfe	4	1	1	2	5	0	0	0	9	1	1	2
33 - Benoit Hogue	36	5	17	22	33	9	13	22	69	14	30	44
36 - Jan Ludvig	6	0	1	1	7	0	1	1	13	0	2	2
37 - Shawn Anderson	14	1	4	5	19	1	6	7	33	2	10	12
38 - Adam Creighton	12	5	9	14	12	2	1	3	24	7	10	17
39 - Trent Kaese	0	0	0	0	1	0	0	0	1	0	0	0
44 - Brad Miller	3	0	0	0	4	0	0	0	7	0	0	0
55 - Joe Reekie	8	0	2	2	7	1	1	2	15	1	3	4
56 - Ken Priestlay	7	2	0	2	8	0	0	0	15	2	0	2
65 - Mark Napier	31	5	7	12	35	6	10	16	66	11	17	28
77 - Pierre Turgeon	40	20	28	48	40	14	26	40	80	34	54	88
No - Goalie	Home			Road			Overall					
	GP	MIN	GA GAA	GP	MIN	GA GAA	GP	MIN	GA GAA			
1 - Jacques Cloutier	19	913	50 3.29	17	873	58 3.99	36	1786	108 3.63			
30 - Tom Barrasso	5	268	20 4.48	5	277	25 5.42	10	545	45 4.95			
30 - Clint Malarchuk	3	81	3 2.22	4	245	10 2.45	7	326	13 2.39			
31 - Daren Puppa	19	1040	56 3.23	18	868	51 3.53	37	1908	107 3.36			
34 - Darren Eliot	1	40	5 7.50	1	27	2 4.44	2	67	7 6.27			
35 - Darcy Wakaluk	3	80	7 5.25	3	134	8 3.58	6	214	15 4.21			

### SABRES' 88-89 SCORING BY HALVES OF SEASON

Name	1st Half 88-89 Season				2nd Half 88-89 Season				Totals			
	GP	G	A	Pts	GP	G	A	Pts	GP	G	A	Pts
Dave Andreychuk	40	16	19	35	40	14	29	43	80	30	48	78
Pierre Turgeon	40	17	22	39	40	17	32	49	80	34	54	88
Phil Housley	40	16	25	41	32	10	19	29	72	26	44	70
Christian Ruuttu	32	7	21	28	35	7	25	32	67	14	46	60
Dave Andreychuk	21	11	10	21	35	17	14	31	56	28	24	52
Mike Foligno	39	10	11	21	36	17	11	28	75	27	22	49
Doug Bodger	22	4	14	18	39	3	26	29	61	7	40	47
John Tucker	39	10	23	33	21	3	8	11	60	13	31	44
Benoit Hogue	30	8	12	20	39	6	18	24	69	14	30	44
Ray Sheppard	36	11	13	24	31	11	8	19	67	22	21	43
Scott Arniel	40	8	10	18	40	10	13	23	80	18	23	41
Rick Vaive	4	3	1	4	24	16	12	28	28	19	13	32
Mark Napier	30	6	7	13	22	8	3	11	52	14	10	24
Uwe Krupp	38	3	5	8	32	2	8	10	70	5	13	18
Jeff Parker	19	3	2	5	38	6	7	13	57	9	9	18
Kevin Maguire	31	3	5	8	29	5	5	10	60	8	10	18
Lindy Ruff	38	2	6	8	25	4	5	9	63	6	11	17
Mike Hartman	34	4	5	9	36	4	4	8	70	8	9	17
Adam Creighton	24	7	10	17	0	0	0	0	24	7	10	17
Mike Ramsey	26	0	7	7	30	2	7	9	56	2	14	16
Calle Johansson	21	0	4	4	26	2	7	9	47	2	11	13
Shawn Anderson	3	0	1	1	30	2	9	11	33	2	10	12
Mike Donnelly	19	4	5	9	3	0	1	1	22	4	6	10
Grant Ledyard	0	0	0	0	13	0	5	5	13	0	5	5
Joe Reekie	0	0	0	0	15	1	3	4	15	1	3	4
Larry Playfair	23	0	2	2	19	0	1	1	42	0	3	3
Ken Priestlay	10	1	0	1	5	1	0	1	15	2	0	2
Jan Ludvig	13	0	2	2	0	0	0	0	13	0	2	2
Scott Metcalfe	3	1	1	2	6	0	0	0	9	1	1	2
Mikael Andersson	13	0	1	1	1	0	0	0	14	0	1	1
Bob Halkidis	16	0	1	1	0	0	0	0	16	0	1	1
Richie Dunn	4	0	1	1	0	0	0	0	4	0	1	1
Trent Kaese	0	0	0	0	1	0	0	0	1	0	0	0
Mark Ferner	2	0	0	0	0	0	0	0	2	0	0	0
Steve Smith	3	0	0	0	0	0	0	0	3	0	0	0
Darrin Shannon	0	0	0	0	3	0	0	0	3	0	0	0
Brad Miller	7	0	0	0	0	0	0	0	7	0	0	0

Goalies	1st Half 88-89 Season		2nd Half 88-89 Season		Totals							
	GP	MIN	GA	GAA	GP	MIN	GA	GAA				
Daren Puppa	29	1550	87	3.37	8	358	20	3.35	37	1908	107	3.36
Jacques Cloutier	7	334	21	3.77	29	1452	87	3.60	36	1786	108	3.63
Tom Barrasso	10	545	45	4.95	0	0	0	0.00	10	545	45	4.95
Clint Malarchuk	0	0	0	0.00	7	326	13	2.39	7	326	13	2.39
Darcy Wakaluk	1	4	2	30.00	5	210	13	3.71	6	214	15	4.21
Darren Eliot	0	0	0	0.00	2	67	7	6.27	2	67	7	6.27

### SABRES' PRE-SEASON SCORING - 1988

No.	Name	G	PG	A	PTS	PIM	+/-
77	Pierre Turgeon	5	5	5	10	2	+4
16	Mike Donnelly	5	3	6	9	0	+8
17	Mike Foligno	5	2	7	9	2	+6
23	Ray Sheppard	4	4	4	8	2	+6
7	John Tucker	6	2	5	7	0	+6
33	Benoit Hogue	5	5	1	6	2	+5
29	Jeff Parker	6	2	3	5	11	+3
36	Jan Ludvig	3	2	3	5	0	+3
6	Phil Housley	5	1	4	5	2	+4
38	Adam Creighton	3	1	3	4	9	+3
3	Calle Johansson	6	1	3	4	2	+6
19	Kevin Maguire	3	2	1	3	8	+2
41	Joel Savage	4	1	2	3	2	+1
5	Mike Ramsey	5	1	2	3	0	+7
22	Lindy Ruff	5	1	2	3	0	+3
12	Ken Priestlay	6	1	2	3	26	+4
37	Shawn Anderson	3	0	3	3	2	+0
65	Mark Napier	4	2	0	2	0	-2
14	Mikael Andersson	6	1	1	2	0	-1
44	Mark Ferner	4	0	2	2	11	+6
4	Uwe Krupp	6	0	2	2	4	+10
26	Andrew MacVicar	1	1	0	1	0	+0
34	Scott Metcalfe	2	1	0	1	0	+0
26	Bob Logan	4	1	0	1	9	+1
25	Dave Andreychuk	4	0	1	1	0	+1
18	Bob Halkidis	4	0	1	1	2	+1
9	Scott Arniel	5	0	1	1	19	-1
40	Richie Dunn	1	0	0	0	0	-2
8	Jim Jackson	1	0	0	0	0	+0
29	Trent Kaese	1	0	0	0	0	+0
28	Jody Gage	1	0	0	0	0	+0
24	Ed Hospodar	1	0	0	0	2	-1
35	Jeff Capello	1	0	0	0	2	+0
28	Darcy Loewen	1	0	0	0	2	-1
39	Robert Ray	1	0	0	0	2	+1
8	Kevin Kerr	1	0	0	0	2	+0
41	Jim Hofford	1	0	0	0	5	-1
39	Don McSween	1	0	0	0	7	-1
21	Christian Ruuttu	2	0	0	0	7	-1
8	Francois Guay	3	0	0	0	8	+0
20	Mike Hartman	3	0	0	0	0	-1
42	Brad Miller	6	0	0	0	19	-2
						11	+3

No.	Goalie	GP	MIN	GAA	GA	W-L-T
35	Darcy Wakaluk	2	51	1.18	1	1-0-0
30	Tom Barrasso	5	136	2.65	6	2-0-0
1	Jacques Cloutier	2	67	2.69	3	1-0-1
31	Daren Puppa	6	234	3.08	12	3-0-0

## 1988-89 SABRES' REGULAR SEASON RECORDS

### SCORING

Most Goals Scored - Game	8 - Two times
Most Goals Scored - Period	5 - Two times
Most Goals Allowed - Game	9 - Two times
Most Goals Allowed - Period	5 - Three times
Largest Margin of Victory	5 - Two times
Largest Margin of Defeat	9 - Two times
Most Power Play Goals - Game	5 - Two times
Most Power Play Goals Against - Game	5 - Edmonton 11/4

### SHOOTING

Most Shots Taken - Game	44 - Quebec 4/2
Most Shots Taken - Period	24 - Quebec 4/2 (2nd)
Fewest Shots Taken - Game	12 - Calgary 11/9
Fewest Shots Taken - Period	1 - Three times
Most Shots Allowed - Game	45 - Hartford 12/6
Most Shots Allowed - Period	21 - Quebec 3/4 (2nd)
Fewest Shots Allowed - Game	18 - Two times - 2/24 & 3/18
Fewest Shots Allowed - Period	2 - Two times - 12/15 & 3/24

### PENALTY MINUTES

Most Penalty Minutes - Game	68 - Boston 10/29
Fewest Penalty Minutes - Game	4 - Winnipeg 2/24
Most Opp. Penalty Minutes - Game	76 - Hartford 10/26
Fewest Opp. Penalty Minutes - Game	4 - Two times

### TEAM STREAKS

Longest Winning Streak	5 - 2/15 to 2/24
Longest Unbeaten Streak	9 - 1/7 to 1/27
Longest Losing Streak	4 - Four times
Longest Winless Streak	4 - Four times
Streak at End of Season:	Two wins

### INDIVIDUAL RECORDS

Most Goals - Game	3 - Three players
Most Assists - Game	4 - Pierre Turgeon 1/31
Most Points - Game	5 - Dave Andreychuk 10/12
Most Penalty Minutes - Game	23 - Jeff Parker 12/2
Most Shots - Game	8 - Rick Vaive 1/7
Most Shots by Opponent - Game	11 - K. Dineen & P. Stastny

### INDIVIDUAL STREAKS

Consecutive Game Goal-Scoring	7 - Rick Vaive
Consecutive Game Assists:	6 - Pierre Turgeon
Consecutive Game Points:	8 - Three players

### OTHER CATEGORIES

Largest crowd - home	16,433 - 10 times
Smallest crowd - home	11,260 - Pittsburgh 10/12
Largest crowd - road	19,875 - Detroit 1/25
Smallest crowd - road	6,067 - New Jersey 1/6

## SABRES' TRANSACTIONS IN 1988-89

### Date

### Transaction

10/3 -	Acquired Steve Smith from Calgary and lost Doug Smith to Edmonton and Jim Hofford to Los Angeles in the Waiver Draft.
10/11 -	Assigned Brad Miller to Rochester for conditioning purposes.
10/14 -	Assigned Jeff Parker to Rochester.
10/19 -	Recalled Brad Miller from Rochester.
10/21 -	Acquired Larry Playfair from Los Angeles for Bob Logan and a 1989 draft choice.
10/21 -	Assigned Mike Donnelly and Steve Smith to Rochester.
10/22 -	Assigned Mark Ferner to Rochester.
10/28 -	Recalled Jeff Parker from Rochester. Assigned Ken Priestlay to Rochester.
11/12 -	Acquired Doug Bodger and Darrin Shannon from Pittsburgh for Tom Barrasso and a third round draft choice in 1990. Recalled Jacques Cloutier from Rochester.
11/14 -	Recalled Shawn Anderson from Rochester.
11/15 -	Recalled Mikael Andersson from Rochester. Assigned Richie Dunn to Rochester.
11/25 -	Assigned Shawn Anderson to Rochester.
11/29 -	Assigned Brad Miller to Regina.
11/30 -	Recalled Mike Donnelly from Rochester.
12/2 -	Assigned Mikael Andersson to Rochester. Recalled Darcy Wakaluk from Rochester.
12/6 -	Assigned Darcy Wakaluk to Rochester.
12/14 -	Recalled Mikael Andersson from Rochester.
12/26 -	Acquired Rick Vaive and future considerations from Chicago for Adam Creighton and future considerations.
12/30 -	Recalled Scott Metcalfe and Ken Priestlay from Rochester.
1/4 -	Assigned Ken Priestlay to Rochester.
1/5 -	Assigned Joe Reekie to Rochester.
1/7 -	Recalled Shawn Anderson from Rochester.
1/9 -	Assigned Mike Donnelly and Scott Metcalfe to Rochester.
1/12 -	Recalled Ken Priestlay from Rochester.
1/13 -	Assigned Ken Priestlay to Rochester.
1/13 -	Recalled Scott Metcalfe from Rochester.
1/14 -	Recalled Joe Reekie from Rochester.
1/15 -	Recalled Darcy Wakaluk and Mike Donnelly from Rochester.
1/17 -	Assigned Darcy Wakaluk and Mike Donnelly to Rochester.
1/19 -	Assigned Scott Metcalfe to Rochester.
1/23 -	Assigned Mikael Andersson and Bob Halkidis to Rochester.
1/28 -	Recalled Darcy Wakaluk to Rochester.
2/2 -	Recalled Ken Priestlay from Rochester.
2/3 -	Assigned Ken Priestlay to Rochester.
2/16 -	Traded Wayne Van Dorp to Chicago for future considerations. Assigned Joe Reekie to Rochester.
2/19 -	Recalled Joe Reekie from Rochester.
2/22 -	Assigned Joe Reekie to Rochester.
2/24 -	Announced the retirement of Jan Ludvig.
3/1 -	Recalled Mikael Andersson from Rochester.
3/2 -	Recalled Darren Eliot from Rochester. Returned Darcy Wakaluk to Rochester.
3/3 -	Assigned Mikael Andersson to Rochester.
3/6 -	Acquired Clint Malarchuk, Grant Ledyard and a sixth round draft choice in 1991 from Washington for Calle Johansson and a second round draft choice in 1989.
3/7 -	Traded Lindy Ruff to N.Y. Rangers for a fifth round draft choice in 1990.
3/7 -	Assigned Darren Eliot to Rochester.
3/19 -	Recalled Joe Reekie and Ken Priestlay from Rochester.
3/22 -	Assigned Ken Priestlay to Rochester.
3/23 -	Recalled Darcy Wakaluk from Rochester.
3/24 -	Recalled Scott Metcalfe and Ken Priestlay from Rochester. Assigned Joe Reekie to Rochester.
3/25 -	Recalled Trent Kaese from Rochester.
3/26 -	Assigned Scott Metcalfe, Ken Priestlay and Trent Kaese to Rochester.
3/27 -	Recalled Darrin Shannon from Windsor.
4/2 -	Assigned Darcy Wakaluk to Rochester.
4/3 -	Recalled Ken Priestlay, Mikael Andersson, Scott Metcalfe, Mike Donnelly, Joe Reekie, Bob Halkidis, Richie Dunn and Darcy Wakaluk from Rochester.

## THE LAST STREAK

### Sabres' Winning Streaks

Games	Dates
3	11/25/88 to 11/30/88
4	1/21/89 to 1/27/89
5	2/15/89 to 2/24/89
6	1/2/88 to 1/12/88
7	2/8/84 to 2/21/84
8	10/9/75 to 10/26/75
9	11/24/79 to 12/13/79
10	1/4/84 to 1/23/84

### Sabres' Unbeaten Streaks

Games	Dates
4	3/8/89 to 3/16/89
5	1/17/88 to 1/25/88
6	12/15/88 to 12/28/88
7	12/23/84 to 1/5/85
8	2/21/83 to 3/6/83
9	1/7/89 to 1/27/89
10	12/23/84 to 1/12/85
11	12/15/77 to 1/11/78
12	1/21/81 to 2/15/81
13	1/4/84 to 1/29/84
14	3/6/80 to 4/6/80

### Sabres' Losing Streaks

Games	Dates
3	12/2/88 to 12/6/88
4	2/25/89 to 3/5/89
5	3/24/87 to 4/2/87
6	1/27/82 to <del>1/29/82</del> 2/7/82
7	10/25/70 to 11/8/70

### Sabres' Winless Streaks

Games	Dates
4	2/2/89 to 2/10/89
5	3/24/87 to 4/2/87
6	3/24/87 to 4/4/87
7	11/29/86 to 12/13/86
8	11/7/86 to 11/26/86
9	None
10	11/7/71 to 12/1/71

### Consecutive Ties

4	12/9/84 to 12/16/84
---	---------------------

## LEADS AND DEFICITS - 1988-89 SEASON

### When the Sabres'

Largest Lead Was:	Their Record Was:	87-88 Record	86-87 Record
0 goals	0-22-2	0-20-4	0-26-4
1 goal	5- 8-3	5- 9-2	4-12-0
2 goals	11- 5-1	13- 2-5	5- 4-4
3 goals	10- 0-1	12- 0-0	8- 2-0
4 goals	8- 0-0	5- 1-0	4- 0-0
5 goals	4- 0-0	2- 0-0	3- 0-0
6 goals	0- 0-0	0- 0-0	3- 0-0
7 goals	0- 0-0	0- 0-0	1- 0-0
Totals	38-35-7	37-32-11	28-44-8

### When the Sabres'

Largest Deficit Was:	Their Record Was:	87-88 Record	86-87 Record
0 goals	16- 0-3	20-0-3	17- 0-2
1 goal	16- 9-1	13-1-6	11- 8-4
2 goals	4-11-3	3-9-2	0-11-1
3 goals	1- 3-0	1-8-0	0-13-1
4 goals	1- 4-0	0-6-0	0- 7-0
5 goals	0- 3-0	0-4-0	0- 3-0
6 goals	0- 2-0	0-1-0	0- 1-0
7 goals	0- 0-0	0-1-0	0- 1-0
8 goals	0- 1-0	0-1-0	0- 0-0
9 goals	0- 2-0	0-1-0	0- 0-0
Totals	38-35-7	37-32-11	28-44-8



Buffalo's  
Choice

# ALL-TIME RECORDS BY TEAM

ALL-TIME RECORD	GP	W	L	T	GF	GA	PTS.	PCT.
Washington	56	40	8	8	252	150	88	.786
New Jersey	21	15	3	3	102	67	33	.786
Winnipeg	32	20	8	4	138	101	44	.688
Detroit	79	44	25	10	298	235	98	.620
Minnesota	78	40	24	14	276	222	94	.603
N.Y. Islanders	65	34	22	9	217	187	77	.592
N.Y. Rangers	77	38	25	14	291	259	90	.584
Pittsburgh	78	33	20	25	319	252	91	.583
Toronto	87	46	32	9	343	266	101	.580
Los Angeles	78	38	26	14	298	254	90	.577
Hartford	72	36	27	9	252	233	81	.563
Calgary	28	14	11	3	106	98	31	.554
St. Louis	74	36	29	9	255	248	81	.547
Chicago	75	35	28	12	250	220	82	.547
Vancouver	76	31	29	16	263	253	78	.513
Quebec	72	32	31	9	249	260	73	.507
Boston	127	50	59	18	435	481	118	.465
Montreal	118	41	54	23	361	427	105	.445
Philadelphia	75	24	39	12	222	254	60	.400
Edmonton	32	9	18	5	111	140	23	.359

HOME RECORD	GP	W	L	T	GF	GA	PTS	PCT.
Winnipeg	16	13	1	2	80	45	28	.875
Washington	28	21	4	3	127	73	45	.804
New Jersey	10	7	1	2	50	35	16	.800
Detroit	39	28	5	6	177	93	62	.795
Calgary	14	10	3	1	61	35	21	.750
Chicago	38	25	7	6	156	100	56	.737
St. Louis	37	25	8	4	157	108	54	.730
Pittsburgh	39	21	5	13	178	102	55	.705
N.Y. Rangers	39	24	10	5	178	128	53	.679
Minnesota	39	22	9	8	150	103	52	.667
Toronto	44	28	14	2	190	125	58	.659
Quebec	36	21	10	5	146	119	47	.653
Vancouver	38	20	10	8	139	106	48	.632
N.Y. Islanders	32	18	10	4	114	90	40	.625
Los Angeles	39	20	12	7	161	119	47	.603
Boston	63	32	20	11	242	206	75	.595
Hartford	36	18	13	5	145	123	41	.569
Montreal	59	25	19	15	180	180	65	.551
Philadelphia	37	17	14	6	129	112	40	.541
Edmonton	16	6	7	3	67	68	15	.469

ROAD RECORD	GP	W	L	T	GF	GA	PTS	PCT.
New Jersey	11	8	2	1	52	32	17	.773
Washington	28	19	4	5	125	77	43	.768
N.Y. Islanders	33	16	12	5	103	97	37	.561
Hartford	36	18	14	4	107	110	40	.556
Los Angeles	39	18	14	7	137	135	43	.551
Minnesota	39	18	15	6	126	119	42	.538
Toronto	43	18	18	7	153	141	43	.500
Winnipeg	16	7	7	2	58	56	16	.500
N.Y. Rangers	38	14	15	9	113	131	37	.487
Pittsburgh	39	12	15	12	141	150	36	.462
Detroit	40	16	20	4	121	142	36	.450
Vancouver	38	11	19	8	124	147	30	.395
St. Louis	37	11	21	5	98	140	27	.365
Quebec	36	11	21	4	103	141	26	.361
Calgary	14	4	8	2	45	63	10	.357
Chicago	37	10	21	6	94	120	26	.351
Montreal	59	16	35	8	181	247	40	.339
Boston	64	18	39	7	193	275	43	.336
Philadelphia	38	7	25	6	93	142	20	.263
Edmonton	16	3	11	2	44	72	8	.250



# BUFFALO VS. BOSTON



### 1988-89 SUMMARY:

	GP	W	L	T	GF	GA	PTS	PIM
Buffalo	8	5	0	3	33	26	13	238
Boston	8	0	5	3	26	33	3	193

### AT BUFFALO

Oct. 30	Buffalo 3	Boston 3
Dec. 26	Buffalo 2	Boston 1
Jan. 22	Buffalo 6	Boston 4
Mar. 12	Buffalo 3	Boston 2

### AT BOSTON

Oct. 29	Buffalo 3	Boston 3
Dec. 8	Buffalo 4	Boston 2
Jan. 21	Buffalo 6	Boston 5
Mar. 11	Buffalo 6	Boston 6

### INDIVIDUAL SCORING LEADERS

BUFFALO	GP	G	A	PTS	PIM	BOSTON	GP	G	A	PTS	PIM
Anderson	3	0	1	1	2	Bourque	5	3	3	6	0
Andersson	1	0	0	0	0	Brickley	7	0	0	0	0
Andreychuk	6	5	1	6	2	Burridge	8	1	5	6	0
Arniel	8	3	2	5	8	Byers	5	0	1	1	19
Bodger	6	2	7	9	12	Carpenter	2	0	2	2	0
Cloutier	1	0	0	0	0	Carter	6	5	0	5	2
Creighton	3	0	1	1	9	Cimetta	2	0	0	0	0
Donnelly	2	0	0	0	2	Cote	3	0	0	0	10
Foligno	6	1	5	6	15	Crowder	8	2	5	7	16
Halkidis	2	0	0	0	2	Galley	8	0	1	1	10
Hartman	8	0	0	0	38	Guay	1	0	1	1	0
Hogue	8	1	6	7	20	Hawgood	5	3	3	6	7
Housley	8	4	2	6	4	Janney	4	3	3	6	0
Johansson	4	0	1	1	0	Johnston	6	0	2	2	2
Krupp	6	0	2	2	4	Joyce	7	1	2	3	16
Ledyard	2	0	3	3	2	Kasper	6	2	3	5	0
Ludvig	2	0	0	0	9	Lehmann	1	0	0	0	0
Maguire	7	1	0	1	34	Lemelin	3	0	0	0	0
Malarchuk	2	0	0	0	2	Linseman	7	1	7	8	20
Napier	6	1	3	4	17	Miller	4	0	0	0	19
Parker	7	2	0	2	4	Mokosak	2	0	0	0	11
Playlair	5	0	1	1	13	Moog	5	0	0	0	0
Puppa	6	0	0	0	0	Neely	6	0	2	2	11
Ramsey	5	0	1	1	4	Neufeld	2	1	0	1	10
Reekie	2	0	1	1	12	Pederson	5	0	0	0	2
Ruff	6	1	2	3	6	Podloski	1	0	1	1	0
Ruutu	6	0	6	6	4	Quintal	3	0	0	0	0
Sheppard	8	2	4	6	0	Shoebottom	3	0	0	0	14
Tucker	7	2	2	4	5	B. Sweeney	8	2	0	2	6
Turgeon	8	5	4	9	2	D. Sweeney	4	0	0	0	4
Vaive	2	3	1	4	6	Thelven	4	0	0	0	8
						Wesley	8	2	3	5	6

**GWG:** Napier, Housley, Turgeon, Vaive, Andreychuk

**GWG:** None

**PPG:** Housley, Tucker, Vaive, Bodger, Turgeon (2)

**PPG:** Kasper (2), Wesley, Carter (2), Hawgood, Crowder, Linseman

**SHG:** None

**SHG:** None

### GOALTENDING

BUFFALO	GP	MIN	GA	EN	SO	AVG.	W	L	T	BOSTON	GP	MIN	GA	EN	SO	AVG.	W	L	T
Cloutier	1	46	2	0	0	2.61	1	0	0	Lemelin	3	190	13	0	0	4.11	0	1	2
Malarchuk	2	125	8	0	0	3.84	1	0	1	Moog	5	309	20	0	0	3.88	0	4	1
Puppa	6	328	16	0	0	2.93	3	0	2										

GOALS BY PERIOD	1	2	3	OT	TOT	SHOTS ON GOAL	1	2	3	OT	TOT
Buffalo	11	12	9	1	33	Buffalo	74	90	60	7	231
Boston	10	9	7	0	26	Boston	80	81	65	13	239



# BUFFALO VS. CALGARY



## 1988-89 SUMMARY:

	GP	W	L	T	GF	GA	PTS	PIM
Buffalo	3	2	1	0	6	13	4	83
Calgary	3	1	2	0	13	6	2	72

## AT BUFFALO

Nov. 9	Buffalo 3
Jan. 15	Buffalo 3

Calgary 2
Calgary 2

## AT CALGARY

Nov. 5	Calgary 9	Buffalo 0
--------	-----------	-----------

## INDIVIDUAL SCORING LEADERS

BUFFALO	GP	G	A	PTS	PIM	CALGARY	GP	G	A	PTS	PIM
Anderson	1	0	0	0	0	Berezan	3	0	0	0	2
Andreychuk	2	0	1	1	2	Fleury	1	0	0	0	2
Arniel	3	0	0	0	4	Gilmour	3	0	6	6	4
Barrasso	1	0	0	0	15	Grimson	1	0	0	0	5
Bodger	1	0	2	2	0	Hrdina	3	0	2	2	2
Cloutier	1	0	1	1	0	M. Hunter	2	0	0	0	5
Creighton	2	0	1	1	5	T. Hunter	3	0	0	0	4
Donnelly	1	0	0	0	0	Loob	3	1	2	3	6
Dunn	1	0	0	0	2	MacInnis	3	0	0	0	14
Foligno	2	0	0	0	2	Macoun	3	1	1	2	4
Halkidis	1	0	0	0	0	McCrimmon	3	0	0	0	4
Hartman	3	0	0	0	11	McDonald	1	0	0	0	0
Hogue	3	0	0	0	2	Mullen	3	4	2	6	0
Housley	2	1	0	1	4	Murzyn	2	0	0	0	0
Johansson	1	0	0	0	0	Nattress	1	0	0	0	2
Krupp	2	0	0	0	0	Nieuwendyk	3	1	1	2	2
Maguire	2	0	0	0	7	Otto	2	2	0	2	10
Metcalfe	1	0	0	0	0	Patterson	3	0	2	2	2
Miller	2	0	0	0	2	Peplinski	3	0	2	2	4
Napier	3	1	1	2	2	Ramage	3	0	3	3	0
Parker	3	0	0	0	0	Roberts	2	2	1	3	0
Playfair	3	0	0	0	4	Suter	3	2	1	3	0
Puppa	2	0	0	0	0	Wamsley	3	0	0	0	0
Reekie	1	0	0	0	0						
Ruff	3	0	0	0	7						
Ruuttu	1	0	1	1	4						
Sheppard	3	1	1	2	0						
Tucker	3	0	0	0	2						
Turgeon	3	3	1	4	4						
Vaive	1	0	0	0	2						

**GWG:** Turgeon (2)  
**PPG:** Housley, Sheppard, Turgeon  
**SHG:** None

**GWG:** Otto  
**PPG:** Otto  
**SHG:** Roberts

## GOALTENDING

BUFFALO	GP	MIN	GA	EN	SO	AVG.	W	L	T
Barrasso	1	46	5	0	0	6.52	0	1	0
Cloutier	1	60	2	0	0	2.00	1	0	0
Puppa	2	74	6	0	0	4.86	1	0	0

GOALS BY PERIOD	1	2	3	OT	TOT
Buffalo	1	5	0		6
Calgary	3	4	6		13

SHOTS ON GOAL	1	2	3	OT	TOT
Buffalo	19	25	13		57
Calgary	36	33	37		106



# BUFFALO VS. CHICAGO



## 1988-89 SUMMARY:

	GP	W	L	T	GF	GA	PTS	PIM
Buffalo	3	2	1	0	13	12	4	50
Chicago	3	1	2	0	12	13	2	68

## AT BUFFALO

Nov. 25	Buffalo 5
Jan. 12	Buffalo 6

Chicago 4 (OT)
Chicago 5

## AT CHICAGO

Nov. 16	Chicago 3	Buffalo 2
---------	-----------	-----------

## INDIVIDUAL SCORING LEADERS

BUFFALO	GP	G	A	PTS	PIM	CHICAGO	GP	G	A	PTS	PIM
Anderson	2	1	0	1	2	Bassen	1	0	0	0	2
Andersson	2	0	0	0	2	Belfour	1	0	0	0	0
Andreychuk	2	1	3	4	0	Brown	3	0	1	1	4
Arniel	3	0	1	1	0	Cassidy	1	0	0	0	2
Bodger	3	0	4	4	0	Clifford	1	0	0	0	0
Cloutier	2	0	0	0	2	Creighton	1	0	1	1	2
Creighton	2	1	1	2	2	Eagles	2	0	1	1	0
Foligno	3	1	1	2	8	Graham	3	2	5	7	0
Hartman	2	0	0	0	12	Hudson	1	0	1	1	0
Hogue	2	0	1	1	2	Konroyd	2	0	0	0	0
Housley	3	2	2	4	4	Larmer	3	4	0	4	4
Johansson	2	0	2	2	0	Manson	3	1	1	2	4
Krupp	2	0	1	1	0	McGill	2	0	0	0	5
Maguire	1	0	0	0	0	B. Murray	1	0	3	3	2
Napier	3	1	0	1	2	T. Murray	3	0	0	0	15
Parker	1	1	0	1	0	Noonan	2	0	0	0	4
Playfair	3	0	1	1	2	Nylund	1	0	0	0	0
Priestlay	1	0	0	0	0	Pang	1	0	0	0	0
Puppa	2	0	0	0	0	Presley	3	0	0	0	2
Ramsey	1	0	0	0	0	Sanipass	2	1	0	1	2
Ruff	3	0	0	0	0	Savard	3	1	4	5	4
Ruuttu	3	0	0	0	6	Stapleton	1	0	1	1	0
Sheppard	3	1	0	1	0	Sutter	3	0	0	0	4
Tucker	3	1	2	3	4	Thomas	3	0	0	0	4
Turgeon	3	2	3	5	2	Vaive	2	0	1	1	0
Vaive	1	1	1	2	0	Vincelette	3	0	0	0	2
						Waite	1	0	0	0	0
						Wilson	3	2	1	3	6
						Yawney	2	1	0	1	0

**GWG:** Housley, Sheppard  
**PPG:** Turgeon (2), Anderson, Vaive,  
 Foligno, Sheppard  
**SHG:** None

**GWG:** Graham  
**PPG:** Larmer (2), Savard, Graham  
**SHG:** Manson, Graham

## GOALTENDING

BUFFALO	GP	MIN	GA	EN	SO	AVG.	W	L	T
Cloutier	2	110	9	0	0	4.91	1	0	0
Puppa	2	73	3	0	0	2.47	1	0	0

CHICAGO	GP	MIN	GA	EN	SO	AVG.	W	L	T
Belfour	1	55	6	0	0	6.55	0	1	0
Clifford	1	4	0	0	0	0.00	0	0	0
Pang	1	60	2	0	0	2.00	1	0	0
Waite	1	63	5	0	0	4.76	0	1	0

GOALS BY PERIOD	1	2	3	OT	TOT
Buffalo	3	3	6	1	13
Chicago	6	3	3	0	12

SHOTS ON GOAL	1	2	3	OT	TOT
Buffalo	25	26	40	5	96
Chicago	43	24	21	1	89



# BUFFALO VS. DETROIT



### 1988-89 SUMMARY:

	GP	W	L	T	GF	GA	PTS	PIM
Buffalo	3	3	0	0	18	8	6	55
Detroit	3	0	3	0	8	18	0	52

### AT BUFFALO

Dec. 28	Buffalo 4	Detroit 1
Feb. 19	Buffalo 8	Detroit 4

### AT DETROIT

Jan. 25	Buffalo 6	Detroit 3
---------	-----------	-----------

### INDIVIDUAL SCORING LEADERS

BUFFALO	GP	G	A	PTS	PIM	DETROIT	GP	G	A	PTS	PIM
Anderson	1	0	0	0	0	Barr	2	0	0	0	0
Andersson	1	0	0	0	0	Burr	3	1	0	1	0
Andreychuk	2	1	1	2	0	Chabot	3	0	0	0	2
Arniel	3	2	2	4	2	Chiasson	2	0	1	1	2
Bodger	2	0	1	1	4	Delorme	2	0	0	0	6
Cloutier	1	0	0	0	0	Frycer	1	0	0	0	0
Donnelly	1	0	0	0	0	Gallant	3	1	2	3	4
Foligno	3	2	1	3	2	Graves	3	0	1	1	0
Hartman	3	1	0	1	4	Halward	1	0	0	0	0
Hogue	2	0	1	1	0	Hanlon	2	0	1	1	4
Housley	3	2	3	5	0	Higgins	1	0	0	0	0
Johansson	3	0	1	1	0	Houda	3	0	0	0	4
Krupp	3	1	1	2	4	King	1	0	0	0	0
Maguire	2	0	1	1	19	Klima	2	1	0	1	0
Napier	3	0	3	3	0	Kocur	3	1	1	2	14
Parker	3	0	2	2	2	Krentz	2	1	0	1	0
Puppa	2	0	2	2	0	MacLean	2	0	2	2	2
Ramsey	2	0	0	0	2	Murphy	1	0	0	0	0
Reekie	2	0	0	0	0	Nill	3	0	0	0	0
Ruff	3	1	1	2	12	Norwood	3	0	1	1	8
Ruuttu	3	1	5	6	2	Oates	2	0	2	2	0
Sheppard	2	1	2	3	0	O'Connell	2	0	0	0	0
Tucker	1	0	0	0	0	Pavese	2	0	0	0	0
Turgeon	3	2	4	6	0	Probert	1	0	0	0	4
Vaive	3	4	3	7	2	St. Laurent	1	0	0	0	0
						Sharples	1	0	0	0	0
						Stefan	2	0	0	0	0
						Yzerman	3	3	1	4	0
						Zombo	2	0	2	2	0
						(Bench)					2

**GWG:** Vaive, Sheppard, Foligno  
**PPG:** Turgeon (2), Vaive, Foligno  
**SHG:** Krupp

**GWG:** None  
**PPG:** Yzerman (2), Kocur  
**SHG:** None

### GOALTENDING

BUFFALO	GP	MIN	GA	EN	SO	AVG.	W	L	T	DETROIT	GP	MIN	GA	EN	SO	AVG.	W	L	T
Cloutier	1	60	4	0	0	4.00	1	0	0	Hanlon	2	100	11	0	0	6.60	0	2	0
Puppa	2	120	4	0	0	2.00	2	0	0	St. Laurent	1	5	0	0	0	0.00	0	0	0
										Stefan	2	73	6	1	0	4.93	0	1	0

### GOALS BY PERIOD

	1	2	3	OT	TOT
Buffalo	6	7	5		18
Detroit	2	4	2		8

### SHOTS ON GOAL

	1	2	3	OT	TOT
Buffalo	33	40	25		98
Detroit	20	35	33		88



# BUFFALO VS. EDMONTON



### 1988-89 SUMMARY:

	GP	W	L	T	GF	GA	PTS	PIM
Buffalo	3	0	2	1	12	17	1	94
Edmonton	3	2	0	1	17	12	5	84

### AT BUFFALO

Nov. 13	Edmonton 5	Buffalo 4 OT
Dec. 19	Buffalo 5	Edmonton 5

### AT EDMONTON

Nov. 4	Edmonton 7	Buffalo 3
--------	------------	-----------

### INDIVIDUAL SCORING LEADERS

BUFFALO	GP	G	A	PTS	PIM	EDMONTON	GP	G	A	PTS	PIM
Andersson	1	0	0	0	2	Acton	3	3	3	6	0
Andreychuk	2	1	2	3	0	Adams	3	0	1	1	2
Arniel	3	1	0	1	0	Anderson	3	0	2	2	4
Barrasso	1	0	0	0	0	Beukeboom	2	0	1	1	4
Bodger	2	0	2	2	0	Buchberger	3	0	0	0	19
Creighton	2	1	0	1	2	Carson	3	4	3	7	4
Donnelly	1	0	1	1	0	Cochrane	2	0	0	0	2
Dunn	2	0	0	0	0	Fuhr	3	0	1	1	0
Foligno	3	1	0	1	2	Gregg	2	0	1	1	0
Halkidis	1	0	0	0	9	Huddy	3	0	0	0	0
Hartman	3	2	0	2	12	Joseph	1	0	0	0	4
Hogue	2	0	1	1	15	Kurri	3	1	5	6	15
Housley	3	0	3	3	2	Lacombe	2	0	0	0	0
Johansson	1	0	0	0	0	Larson	1	1	0	1	0
Krupp	3	0	0	0	2	Lowe	3	0	1	1	0
Ludvig	1	0	0	0	2	MacTavish	3	1	1	2	0
Maguire	3	0	0	0	9	McClelland	3	0	1	1	9
Miller	1	0	0	0	0	Messier	2	1	4	5	9
Napier	2	1	0	1	0	Muni	3	0	1	1	4
Parker	2	0	0	0	12	Simpson	2	1	2	3	2
Playfair	1	0	0	0	0	Smith, D.	1	0	0	0	0
Puppa	2	0	0	0	2	Smith, S.	3	1	3	4	6
Ramsey	1	0	1	1	0	Tikkanen	3	4	3	7	0
Ruff	3	1	1	2	19						
Ruuttu	2	0	2	2	0						
Sheppard	3	1	1	2	0						
Tucker	3	2	2	4	0						
Turgeon	3	1	4	5	0						
(Bench)					4						

**GWG:** None  
**PPG:** Turgeon, Foligno, Tucker,  
 Sheppard

**SHG:** None

**GWG:** Messier, Tikkanen  
**PPG:** Tikkanen, Kurri, Messier,  
 Simpson, Carson (3)

**SHG:** None

### GOALTENDING

BUFFALO	GP	MIN	GA	EN	SO	AVG.	W	L	T	EDMONTON	GP	MIN	GA	EN	SO	AVG.	W	L	T
Barrasso	1	60	7	0	0	7.00	0	1	0	Fuhr	3	187	12	0	0	3.85	2	0	1
Puppa	2	128	10	0	0	4.69	0	1	1										

### GOALS BY PERIOD

	1	2	3	OT	TOT
Buffalo	6	2	4	0	12
Edmonton	5	7	4	1	17

### SHOTS ON GOAL

	1	2	3	OT	TOT
Buffalo	28	26	29	3	86
Edmonton	33	24	26	4	87



# BUFFALO VS. HARTFORD



## 1988-89 SUMMARY:

	GP	W	L	T	GF	GA	PTS	PIM
Buffalo	8	3	5	0	23	38	6	273
Hartford	8	5	3	0	38	23	10	236

## AT BUFFALO

Oct. 26	Hartford 7	Buffalo 1
Dec. 2	Hartford 6	Buffalo 1
Jan. 4	Hartford 5	Buffalo 4 OT
Mar. 28	Buffalo 4	Hartford 2

## AT HARTFORD

Dec. 6	Hartford 9	Buffalo 0
Jan. 31	Buffalo 5	Hartford 3
Feb. 9	Hartford 5	Buffalo 2
Mar. 16	Buffalo 6	Hartford 1

## INDIVIDUAL SCORING LEADERS

BUFFALO	GP	G	A	PTS	PIM	HARTFORD	GP	G	A	PTS	PIM
Anderson	4	0	1	1	2	Anderson	7	0	4	4	4
Andreychuk	5	3	1	4	4	Babych	6	0	9	9	10
Arniel	8	1	1	2	7	Cote	8	3	1	4	5
Barrasso	1	0	0	0	2	Dineen	8	7	8	15	14
Bodger	7	0	5	5	6	Evason	8	3	2	5	9
Cloutier	4	0	0	0	2	Ferraro	8	4	2	6	32
Creighton	3	0	0	0	14	Francis	6	5	3	8	4
Donnelly	3	1	0	1	2	Gaume	1	1	0	1	0
Foligno	8	4	2	6	8	Hull	4	1	3	4	2
Halkidis	1	0	0	0	2	Jennings	5	0	1	1	26
Hartman	7	0	2	2	53	Kleinendorst	3	0	0	0	19
Hogue	7	2	2	4	37	Ladouceur	8	0	0	0	9
Housley	8	1	3	4	6	Lawton	2	2	2	4	0
Johansson	4	0	0	0	0	Liut	1	0	0	0	0
Krupp	7	2	0	2	4	MacDermid	7	2	3	5	14
Ledyard	2	0	0	0	0	MacIver	5	0	2	2	0
Ludvig	2	0	0	0	4	Maloney	1	0	0	0	0
Maguire	6	0	1	1	41	Martín	7	1	2	3	13
Malarchuk	1	0	0	0	0	Pavese	1	0	0	0	0
Metcalfe	1	0	1	1	0	Peterson	7	1	0	1	19
Napier	7	1	2	3	2	Quenneville	7	0	2	2	2
Parker	6	2	0	2	25	Robertson	3	0	1	1	11
Playfair	3	0	0	0	11	Samuelsson	8	1	1	2	29
Priestlay	1	0	0	0	0	Sidorkiewicz	7	0	1	1	0
Puppa	3	0	1	1	0	Tippett	8	2	4	6	4
Ramsey	7	0	2	2	10	Turgeon	5	3	2	5	2
Reekie	1	0	0	0	2	Wilson	3	1	2	3	0
Ruff	6	0	1	1	4	Yake	1	0	0	0	0
Ruutu	7	1	2	3	8	Young	6	1	5	6	0
Shannon	1	0	0	0	0						
Sheppard	6	2	2	4	7						
Tucker	5	0	3	3	4						
Turgeon	8	2	6	8	2						
Vaive	3	1	0	1	4						
Wakaluk	1	0	0	0	0						

**GWG:** Francis, MacDermid, Wilson, Lawton, Peterson  
**PPG:** Dineen (2), Tippett, Wilson, MacDermid, Francis (2), Ferraro, Turgeon (2), Lawton, Samuelsson, Hull, Dineen  
**SHG:** None

## GOALTENDING

BUFFALO	GP	MIN	GA	EN	SO	AVG.	W	L	T	HARTFORD	GP	MIN	GA	EN	SO	AVG.	W	L	T
Barrasso	1	60	7	0	0	7.00	0	1	0	Liut	1	63	4	0	0	3.81	1	0	0
Cloutier	4	200	14	0	0	4.20	2	1	0	Sidorkiewicz	7	419	19	0	1	2.72	4	3	0
Malarchuk	1	60	1	0	0	1.00	1	0	0										
Puppa	3	159	14	0	0	5.28	0	3	0										
Wakaluk	1	4	2	0	0	30.00	0	0	0										

**GOALS BY PERIOD**

	1	2	3	OT	TOT
Buffalo	5	8	10	0	23
Hartford	9	12	16	1	38

**SHOTS ON GOAL**

	1	2	3	OT	TOT.
Buffalo	61	79	81	0	221
Hartford	76	80	81	1	238



# BUFFALO VS. LOS ANGELES



## 1988-89 SUMMARY:

	GP	W	L	T	GF	GA	PTS	PIM
Buffalo	3	0	3	0	11	15	0	31
Los Angeles	3	3	0	0	15	11	6	29

## AT BUFFALO

Mar. 1	Los Angeles 5	Buffalo 4
--------	---------------	-----------

## AT LOS ANGELES

Nov. 19	Los Angeles 5	Buffalo 4
Feb. 4	Los Angeles 5	Buffalo 3

## INDIVIDUAL SCORING LEADERS

BUFFALO	GP	G	A	PTS	PIM	LOS ANGELES	GP	G	A	PTS	PIM
Anderson	3	1	1	2	2	Allison	3	0	1	1	2
Andersson	2	0	0	0	0	Baumgartner	2	0	0	0	0
Andreychuk	3	1	1	2	4	Carpenter	1	0	0	0	0
Arniel	3	0	2	2	2	Crossman	3	0	1	1	4
Bodger	3	0	0	0	0	Degray	3	0	2	2	0
Cloutier	2	0	0	0	0	Duchesne	3	1	1	2	0
Foligno	3	0	1	1	4	Duguay	1	0	0	0	0
Hartman	3	1	0	1	9	Duncanson	1	0	0	0	0
Hogue	3	2	3	5	0	Fenton	1	0	0	0	0
Housley	3	1	1	2	0	Gretzky	3	5	2	7	0
Johansson	2	0	1	1	0	Healy	2	0	0	0	2
Krupp	3	0	1	1	4	Hrudey	1	0	0	0	0
Ludvig	1	0	0	0	2	Kasper	2	3	1	4	0
Maguire	3	0	1	1	0	Kennedy	2	0	1	1	2
Napier	3	0	0	0	0	Krushelnyski	3	0	0	0	4
Parker	2	0	0	0	0	Kudelski	1	0	0	0	0
Playfair	1	0	0	0	0	Laidlaw	3	0	1	1	0
Puppa	1	0	0	0	0	Liba	1	1	1	2	2
Ramsey	1	0	0	0	0	McSorley	2	0	1	1	2
Reekie	1	0	0	0	0	Miller	2	0	1	1	5
Ruff	2	0	0	0	2	Nicholls	3	2	3	5	0
Ruutu	2	2	0	2	2	Robitaille	3	3	3	6	4
Sheppard	1	1	0	1	0	Sykes	1	0	0	0	0
Tucker	2	0	1	1	0	Taylor	2	0	1	1	2
Turgeon	3	2	2	4	0	Tonelli	3	0	3	3	0
Vaive	1	0	1	1	0	Walker	1	0	0	0	0
Wakaluk	1	0	0	0	0	Watters	3	0	1	1	0

**GWG:** None  
**PPG:** Anderson  
**SHG:** Hogue

**GWG:** Gretzky (2), Robitaille  
**PPG:** Kasper  
**SHG:** None

## GOALTENDERS

BUFFALO	GP	MIN	GA	EN	SO	AVG.	W	L	T	L.A.	GP	MIN	GA	EN	SO	AVG.	W	L	T
Cloutier	2	107	7	0	0	3.93	0	2	0	Healy	2	120	7	0	0	3.50	2	0	0
Puppa	1	12	3	0	0	15.00	0	0	0	Hrudey	1	60	4	0	0	4.00	1	0	0
Wakaluk	1	59	4	1	0	4.07	0	1	0										

## GOALS BY PERIOD

	1	2	3	OT	TOT
Buffalo	2	6	3		11
Los Angeles	4	3	8		15

## SHOTS ON GOAL

	1	2	3	OT	TOT
Buffalo	35	36	25		96
Los Angeles	31	34	28		93





# BUFFALO VS. MINNESOTA

## 1988-89 SUMMARY:

	GP	W	L	T	GF	GA	PTS	PIM
Buffalo	3	0	1	2	5	8	2	83
Minnesota	3	1	0	2	8	5	4	92

## AT BUFFALO

Jan. 18 Buffalo 3 Minnesota 3

## AT MINNESOTA

Dec. 15 Buffalo 2 Minnesota 2  
Mar. 18 Minnesota 3 Buffalo 0

## INDIVIDUAL SCORING LEADERS

BUFFALO	GP	G	A	PTS	PIM	MINNESOTA	GP	G	A	PTS	PIM
Anderson	1	0	0	0	0	Archibald	3	2	1	3	0
Andersson	1	0	0	0	0	Barber	1	0	0	0	0
Andreychuk	2	0	0	0	4	Bellows	2	0	0	0	0
Arniel	3	2	0	2	4	Berezan	1	0	0	0	0
Bodger	3	0	3	3	0	Brooke	2	0	0	0	0
Donnelly	1	0	0	0	0	Brotten	3	2	1	3	2
Foligno	2	1	0	1	4	Casey	3	0	1	1	0
Hartman	3	0	1	1	16	Chambers	3	0	0	0	2
Hogue	3	0	0	0	4	Churla	1	0	0	0	12
Housley	3	0	1	1	0	Ciccarelli	2	0	2	2	2
Johansson	2	0	0	0	15	DePalma	2	0	0	0	2
Krupp	2	0	0	0	0	Fraser	1	1	0	1	12
Ledyard	1	0	0	0	2	Gagner	3	0	3	3	2
Maguire	2	0	0	0	17	Gartner	1	1	1	2	0
Malarchuk	1	0	0	0	0	Gavin	2	0	0	0	0
Napier	3	0	1	1	0	Giles	3	0	1	1	4
Parker	2	0	0	0	2	Gotaas	1	0	0	0	0
Playfair	2	0	0	0	9	Habscheid	3	0	0	0	2
Puppa	2	0	0	0	0	Hartsburg	1	0	0	0	2
Ramsey	2	0	0	0	0	Kolstad	1	0	0	0	2
Reekie	1	0	0	0	0	Larson	1	0	0	0	10
Ruff	2	0	0	0	0	MacClellan	2	0	0	0	2
Ruutu	3	0	1	1	4	McHugh	1	0	0	0	0
Sheppard	3	1	0	1	0	McRae	3	1	0	1	14
Tucker	3	0	0	0	0	Murphy	1	0	0	0	4
Turgeon	3	0	1	1	0	Musil	2	0	0	0	0
Vaive	1	1	0	1	0	Pasek	2	1	0	1	0
(Bench)					2	Rouse	2	0	0	0	12
						Siren	1	0	0	0	2
						Tinordi	3	0	0	0	4

**GWG:** None  
**PPG:** Vaive, Sheppard  
**SHG:** None

**GWG:** Archibald  
**PPG:** None  
**SHG:** Broten

## GOALTENDING

BUFFALO	GP	MIN	GA	EN	SO	AVG.	W	L	T	MINNESOTA	GP	MIN	GA	EN	SO	AVG.	W	L	T
Malarchuk	1	60	3	0	0	3.00	0	1	0	Casey	3	190	5	0	1	1.58	1	0	2
Puppa	2	130	5	0	0	2.31	0	0	2										

GOALS BY PERIOD	1	2	3	OT	TOT	SHOTS ON GOAL	1	2	3	OT	TOT
Buffalo	2	2	1	0	5	Buffalo	31	34	28	5	98
Minnesota	2	6	0	0	8	Minnesota	18	14	29	2	63



# BUFFALO VS. MONTREAL

## 1988-89 SUMMARY:

	GP	W	L	T	GF	GA	PTS	PIM
Buffalo	8	3	5	0	21	26	6	207
Montreal	8	5	3	0	26	21	10	183

## AT BUFFALO

Oct. 6 Buffalo 3 Montreal 2  
Oct. 21 Buffalo 5 Montreal 3  
Jan. 27 Buffalo 4 Montreal 2  
Mar. 30 Montreal 4 Buffalo 2

## AT MONTREAL

Oct. 22 Montreal 4 Buffalo 3  
Dec. 3 Montreal 3 Buffalo 2 OT  
Jan. 28 Montreal 2 Buffalo 1  
Feb. 25 Montreal 6 Buffalo 1

## INDIVIDUAL SCORING LEADERS

BUFFALO	GP	G	A	PTS	PIM	MONTREAL	GP	G	A	PTS	PIM
Anderson	3	0	0	0	0	Carbonneau	8	3	2	5	2
Andreychuk	6	4	0	4	10	Charbonneau	2	0	1	1	4
Arniel	8	4	1	5	0	Chelios	8	3	6	9	14
Barrasso	2	0	1	1	2	Corson	8	3	3	6	15
Bodger	5	0	2	2	4	Courtnall	5	4	0	4	2
Cloutier	5	0	0	0	0	Desjardins	3	0	1	1	0
Creighton	3	0	0	0	2	Dufresne	3	0	1	1	4
Donnelly	2	0	2	2	0	Exelby	1	0	0	0	0
Ferner	1	0	0	0	0	Gainey	4	0	0	0	5
Foligno	8	2	3	5	19	Gilchrist	4	0	3	3	0
Halkidis	3	0	0	0	23	Green	6	0	1	1	2
Hartman	6	0	0	0	18	Hayward	4	0	0	0	0
Hogue	7	2	1	3	4	Keane	8	0	2	2	4
Housley	8	0	6	6	0	Kordic	1	0	0	0	0
Johansson	5	0	1	1	0	Lalor	2	0	0	0	7
Krupp	7	1	0	1	2	C. Lemieux	8	1	1	2	10
Ledyard	1	0	0	0	0	J. Lemieux	1	0	1	1	0
Ludwig	2	0	0	0	11	Ludwig	7	0	0	0	10
Maguire	7	1	1	2	4	Lumme	1	0	0	0	2
Miller	1	0	0	0	0	Martinson	2	0	0	0	17
Napier	6	0	1	1	0	McPhee	7	0	2	2	27
Parker	6	0	0	0	0	Naslund	7	1	5	6	2
Playfair	4	0	0	0	28	Richer	7	6	4	10	8
Priestlay	2	0	0	0	0	Robinson	8	0	2	2	0
Puppa	2	0	0	0	0	Roy	5	0	1	1	0
Ramsey	5	0	1	1	26	Skrudland	8	0	2	2	26
Reekie	1	0	0	0	4	Smith	8	2	4	6	8
Ruff	7	0	1	1	14	Svoboda	8	1	1	2	12
Ruutu	7	0	6	6	6	Thibaudeau	2	0	1	1	0
Sheppard	7	3	2	5	0	Walter	7	2	1	3	2
Tucker	6	0	3	3	12						
Turgeon	8	3	4	7	2						
Vaive	2	1	1	2	16						

**GWG:** Sheppard, Foligno, Vaive  
**PPG:** Foligno, Andreychuk, Turgeon (3), Vaive  
**SHG:** Hogue, Arniel (2)

**GWG:** Richer, Carbonneau, Chelios (2), Courtnall  
**PPG:** Corson (3), Smith, Walter, Richer, Chelios (2), Naslund, Courtnall (2)  
**SHG:** None

## GOALTENDING

BUFFALO	GP	MIN	GA	EN	SO	AVG.	W	L	T	MONTREAL	GP	MIN	GA	EN	SO	AVG.	W	L	T
Barrasso	2	119	6	0	0	3.03	1	1	0	Exelby	1	3	0	0	0	0.00	0	0	0
Cloutier	5	265	16	0	0	3.62	0	4	0	Hayward	4	228	10	0	0	2.63	2	2	0
Puppa	2	97	4	0	0	2.47	2	0	0	Roy	5	250	11	0	0	2.64	3	1	0

GOALS BY PERIOD	1	2	3	OT	TOT.	SHOTS BY PERIOD	1	2	3	OT	TOT.
Buffalo	9	9	3	0	21	Buffalo	55	63	44	3	165
Montreal	8	8	9	1	26	Montreal	93	81	79	5	258



# BUFFALO VS. NEW JERSEY



## 1988-89 SUMMARY:

	GP	W	L	T	GF	GA	PTS	PIM
Buffalo	3	2	1	0	16	12	4	77
New Jersey	3	1	2	0	12	16	2	93

## AT BUFFALO

Feb. 15 Buffalo 5 New Jersey 3

## AT NEW JERSEY

Oct. 25 Buffalo 7 New Jersey 4  
Jan. 6 New Jersey 5 Buffalo 4

### INDIVIDUAL SCORING LEADERS

BUFFALO	GP	G	A	PTS	PIM	NEW JERSEY	GP	G	A	PTS	PIM
Andreychuk	2	2	2	4	0	Albelin	2	1	0	1	2
Arniel	3	0	2	2	7	Anderson	2	1	0	1	0
Bodger	2	0	2	2	0	Brotten	3	0	1	1	4
Cloutier	2	0	0	0	0	Brown	2	0	0	0	0
Creighton	1	0	1	1	6	Burke	2	0	0	0	0
Donnelly	1	0	1	1	0	Carlsson	2	0	2	2	0
Foligno	3	2	0	2	11	Cirella	3	0	1	1	7
Halkidis	1	0	0	0	0	Daneyko	3	0	0	0	11
Hartman	2	1	0	1	16	Driver	1	0	0	0	4
Hogue	2	1	1	2	4	Johnson	2	1	3	4	0
Housley	3	1	3	4	0	Korn	3	1	0	1	4
Johansson	2	0	1	1	0	Kurvers	3	0	5	5	2
Krupp	3	0	2	2	2	Loiselle	3	0	1	1	7
Ludvig	1	0	0	0	2	MacLean	3	2	2	4	9
Maguire	2	2	0	2	9	Maley	2	1	0	1	5
Metcalfe	1	0	0	0	0	Muller	3	0	0	0	4
Napier	2	0	1	1	0	O'Callahan	3	1	2	3	2
Parker	2	0	1	1	0	Sauve	2	0	0	0	0
Playfair	3	0	0	0	4	Shanahan	2	1	0	1	0
Priestlay	1	0	0	0	0	Sundstrom	3	2	4	6	0
Puppa	2	0	0	0	0	Veliscek	3	0	0	0	4
Ramsey	3	0	3	3	4	Verbeek	3	1	1	2	24
Ruff	3	1	0	1	0	Wolanin	3	0	0	0	4
Ruutu	2	2	0	2	2						
Sheppard	3	0	1	1	4						
Tucker	1	1	2	3	0						
Turgeon	3	2	1	3	2						
Vaive	2	1	1	2	0						
(Bench)					4						

**GWG:** Maguire (2)

**PPG:** Foligno (2), Turgeon, Hartman, Andreychuk (2), Ruutu

**SHG:** None

**GWG:** Korn

**PPG:** Verbeek, O'Callahan, Korn, Shanahan

**SHG:** None

### GOALTENDING

BUFFALO	GP	MIN	GA	EN	SO	AVG.	W	L	T	NEW JERSEY	GP	MIN	GA	EN	SO	AVG.	W	L	T
Cloutier	2	79	3	0	0	2.28	1	0		Burke	2	99	9	1	0	5.45	0	2	0
Puppa	2	100	9	0	0	5.40	1	1		Sauve	2	80	5	1	0	3.75	1	0	

### GOALS BY PERIOD

	1	2	3	OT	TOT	SHOTS ON GOAL	1	2	3	OT	TOT
Buffalo	6	6	4		16	Buffalo	34	21	17		72
New Jersey	3	6	3		12	New Jersey	23	33	38		94



# BUFFALO VS. NY ISLANDERS



## 1988-89 SUMMARY:

	GP	W	L	T	GF	GA	PTS	PIM
Buffalo	3	3	0	0	14	8	6	60
N.Y. Islanders	3	0	3	0	8	14	0	64

## AT BUFFALO

Feb. 22 Buffalo 7 N.Y. Islanders 5

## AT NY ISLANDERS

Nov. 12 Buffalo 3 N.Y. Islanders 0  
Apr. 1 Buffalo 4 N.Y. Islanders 3

### INDIVIDUAL SCORING LEADERS

BUFFALO	GP	G	A	PTS	PIM	NY ISLANDERS	GP	G	A	PTS	PIM
Anderson	1	0	0	0	0	Bassen	1	0	0	0	0
Andreychuk	3	1	3	4	0	Berg	1	0	0	0	2
Arniel	3	2	0	2	2	Bergevin	2	0	1	1	0
Bodger	2	1	1	2	0	Diduck	3	0	0	0	0
Cloutier	2	0	0	0	0	Fitzgerald	2	1	1	2	0
Creighton	1	1	0	1	0	Fitzpatrick	1	0	1	1	0
Dunn	1	0	1	1	0	Flatley	1	0	1	1	0
Foligno	3	0	2	2	2	Gilbert	1	0	0	0	0
Hartman	3	0	1	1	16	Hackett	1	0	0	0	0
Hogue	2	0	0	0	0	Helminen	1	0	0	0	0
Housley	3	3	3	6	4	Henry	1	0	0	0	2
Johansson	1	0	0	0	0	Hrudey	1	0	0	0	0
Krupp	3	0	1	1	2	Jonsson	1	0	0	0	0
Ledyard	1	1	0	1	0	Kerr	3	1	3	4	2
Maguire	3	2	0	2	26	King	3	0	3	3	0
Miller	1	0	0	0	0	Konroyd	1	0	0	0	0
Napier	2	0	0	0	0	Kromm	1	0	0	0	0
Parker	3	1	2	3	0	LaFontaine	3	2	1	3	0
Playfair	3	0	1	1	2	Larson	1	0	0	0	2
Puppa	1	0	0	0	0	Makela	3	1	0	1	0
Ramsey	1	0	0	0	2	McBean	1	0	0	0	0
Ruff	2	1	0	1	2	Morrow	2	0	0	0	2
Ruutu	3	0	3	3	0	Norton	2	0	0	0	0
Shannon	1	0	0	0	0	Nylund	2	1	0	1	0
Sheppard	3	0	0	0	0	Pilon	2	0	0	0	9
Tucker	1	0	0	0	0	Stevens	1	0	0	0	0
Turgeon	3	1	3	4	0	Sutter	3	0	1	1	0
Vaive	1	0	0	0	2	Trottier	2	0	1	1	0
Wakaluk	1	0	0	0	0	Volek	3	0	1	1	4
						Vukota	3	0	0	0	41
						Wood	3	2	2	4	0
						Walsh	1	0	0	0	0

**GWG:** Parker, Arniel, Ledyard

**PPG:** Creighton, Turgeon, Bodger

**SHG:** None

**GWG:** None

**PPG:** Kerr

**SHG:** None

### GOALTENDING

BUFFALO	GP	MIN	GA	EN	SO	AVG.	W	L	T	ISLANDERS	GP	MIN	GA	EN	SO	AVG.	W	L	T
Cloutier	2	84	8	0	0	5.71	1	0		Fitzpatrick	1	60	4	0	0	4.00	0	1	0
Puppa	1	60	0	0	1	0.00	1	0		Hackett	1	59	7	0	0	7.12	0	1	0
Wakaluk	1	36	0	0	0	0.00	1	0		Hrudey	1	60	3	0	0	3.00	0	1	0

### GOALS BY PERIOD

	1	2	3	OT	TOT	SHOTS ON GOAL	1	2	3	OT	TOT
Buffalo	3	7	4		14	Buffalo	32	35	20		87
NY Islanders	5	3	0		8	NY Islanders	27	28	34		89



# BUFFALO VS. NY RANGERS



## 1988-89 SUMMARY:

	GP	W	L	T	GF	GA	PTS	PIM
Buffalo	3	3	0	0	13	6	6	58
NY Rangers	3	0	3	0	6	13	0	53

## AT BUFFALO

Nov. 2 Buffalo 6 NY Rangers 4

## AT NY RANGERS

Dec. 21 Buffalo 5 NY Rangers 2  
Mar. 8 Buffalo 2 NY Rangers 0

## INDIVIDUAL STATISTICS

BUFFALO	GP	G	A	PTS	PIM	NY RANGERS	GP	G	A	PTS	PIM
Anderson	1	0	0	0	0	Dahlen	2	1	0	1	4
Andersson	1	0	0	0	0	DeBlois	3	0	1	1	2
Andreychuk	2	1	0	1	0	Dionne	2	1	0	1	0
Arniel	3	0	1	1	2	Erixon	1	0	0	0	0
Barrasso	1	0	0	0	0	Froese	3	0	0	0	0
Bodger	2	2	0	2	0	Granato	3	0	0	0	4
Creighton	2	3	1	4	0	Greschner	1	0	0	0	2
Donnelly	1	0	0	0	2	Hammond	1	0	0	0	0
Foligno	3	0	2	2	2	Hardy	1	0	0	0	0
Halkidis	1	0	0	0	2	Horava	1	0	0	0	0
Hartman	3	1	0	1	15	Kennedy	1	0	0	0	0
Hogue	3	0	3	3	0	Kisio	3	0	1	1	2
Housley	3	0	4	4	6	Lafleur	2	1	0	1	0
Johansson	1	0	1	1	4	Lafraniere	1	0	0	0	0
Krupp	3	0	2	2	2	Lawton	2	0	0	0	0
Ledyard	1	0	0	0	4	Leetch	2	0	2	2	2
Ludvig	1	0	1	1	2	Maloney	2	0	0	0	0
Maguire	2	0	1	1	0	MacIvor	1	0	0	0	4
Malarchuk	1	0	0	0	0	Mullen	3	1	1	2	0
Napier	2	0	1	1	2	Nilan	2	0	0	0	0
Parker	2	1	0	1	0	Ogrodnick	3	1	0	1	2
Playfair	1	0	0	0	0	Patrick	3	1	1	2	0
Puppa	2	0	0	0	0	Paterson	1	0	0	0	20
Ramsey	3	0	0	0	4	Petit	3	0	1	1	2
Ruff	2	0	1	1	2	Poeschek	2	0	0	0	5
Ruuttu	2	1	1	2	9	Ruff	1	0	0	0	0
Sheppard	3	2	1	3	0	Sandstrom	3	0	1	1	2
Tucker	3	0	1	1	0	Shaw	2	0	0	0	0
Turgeon	3	2	1	3	0	Turcotte	1	0	0	0	2
						Vanbiesbrouck	1	0	0	0	0
						Wilson	1	0	0	0	0

**GWG:** Creighton, Bodger, Andreychuk  
**PPG:** Creighton (2), Sheppard, Bodger (2)

**SHG:** None

**GWG:** None  
**PPG:** Dionne, Lafleur

**SHG:** Mullen

## GOALTENDING

BUFFALO	GP	MIN	GA	EN	SO	AVG.	W	L	T	NY RANGERS	GP	MIN	GA	EN	SO	AVG.	W	L	T
Barrasso	1	28	1	0	0	2.14	0	0	0	Froese	3	140	8	1	0	3.43	0	2	0
Malarchuk	1	60	0	0	1	0.00	1	0	0	Vanbiesbrouck	1	40	4	0	0	6.00	0	1	0
Puppa	2	92	5	0	0	3.26	2	0	0										

GOALS BY PERIOD	1	2	3	OT	TOT	SHOTS ON GOAL	1	2	3	OT	TOT
Buffalo	3	8	2		13	Buffalo	27	33	21		81
NY Rangers	2	2	2		6	NY Rangers	36	33	33		102



# BUFFALO VS. PHILADELPHIA



## 1988-89 SUMMARY:

	GP	W	L	T	GF	GA	PTS	PIM
Buffalo	3	1	2	0	12	10	2	75
Philadelphia	3	2	1	0	10	12	4	98

## AT BUFFALO

Nov. 27 Buffalo 7 Philadelphia 3  
Dec. 31 Philadelphia 3 Buffalo 2

## AT PHILADELPHIA

Oct. 9 Philadelphia 4 Buffalo 3 OT

## INDIVIDUAL SCORING LEADERS

BUFFALO	GP	G	A	PTS	PIM	PHILADELPHIA	GP	G	A	PTS	PIM
Andersson	2	0	0	0	0	Berube	2	0	0	0	0
Andreychuk	1	0	0	0	0	Brown	3	0	0	0	0
Arniel	3	1	0	1	0	Bullard	1	1	0	1	0
Bodger	2	1	1	2	0	Carkner	3	1	1	2	0
Creighton	2	1	2	3	0	Chychrun	3	0	0	0	5
Donnelly	1	0	1	1	0	Craven	2	0	2	2	2
Foligno	2	0	1	1	4	Dobbin	1	0	1	1	0
Halkidis	1	0	0	0	12	Eklund	3	0	2	2	0
Hartman	1	0	0	0	5	Freer	1	0	0	0	0
Hogue	2	1	2	3	4	Hexall	2	0	1	1	10
Housley	3	2	2	4	0	Howe	2	0	1	1	15
Johansson	3	0	1	1	0	Huffman	1	0	0	0	0
Krupp	3	0	0	0	2	Kerr	2	1	0	1	0
Ludvig	1	0	0	0	0	Laforest	1	0	0	0	0
Maguire	2	0	1	1	9	Mantha	1	0	0	0	0
Metcalfe	1	1	0	1	7	Mellanby	3	0	1	1	12
Miller	1	0	0	0	0	Murphy	3	0	0	0	0
Napier	2	1	0	1	0	Nachbaur	1	0	0	0	9
Parker	2	1	0	1	0	Poulin	2	1	0	1	0
Playfair	2	0	0	0	0	Propp	3	0	0	0	0
Priestlay	1	0	0	0	0	Samuelsson	2	0	0	0	6
Puppa	3	0	0	0	10	Smith	3	2	2	4	5
Ramsey	2	0	2	2	2	Sullivan	2	0	0	0	0
Ruff	2	0	0	0	4	Sutter	2	2	0	2	18
Ruuttu	3	1	1	2	8	Tocchet	3	1	2	3	8
Sheppard	2	0	1	1	0	Wells	3	0	1	1	6
Tucker	3	1	4	5	0	Zezel	2	1	3	4	0
Turgeon	3	0	1	1	4	(Bench)					2
Vaive	1	1	0	1	4						

**GWG:** Tucker  
**PPG:** Ruuttu, Bodger  
**SHG:** None

**GWG:** Poulin, Sutter  
**PPG:** None  
**SHG:** Smith

## GOALTENDING

BUFFALO	GP	MIN	GA	EN	SO	AVG.	W	L	T	PHILA.	GP	MIN	GA	EN	SO	AVG.	W	L	T
Puppa	3	183	10	0	0	3.28	1	2	0	Hexall	2	123	5	0	0	2.44	2	0	0
										Laforest	1	60	7	0	0	7.00	0	1	0

GOALS BY PERIOD	1	2	3	OT	TOT	SHOTS ON GOAL	1	2	3	OT	TOT.
Buffalo	3	2	7	0	12	Buffalo	25	21	31	1	78
Philadelphia	3	3	3	1	10	Philadelphia	28	39	31	3	101



# BUFFALO VS. PITTSBURGH



## 1988-89 SUMMARY:

	GP	W	L	T	GF	GA	PTS	PIM
Buffalo	3	2	1	0	16	13	4	152
Pittsburgh	3	1	2	0	13	16	2	142

## AT BUFFALO

Oct. 12	Buffalo 8	Pittsburgh 5
Feb. 17	Buffalo 5	Pittsburgh 1

## AT PITTSBURGH

Feb. 14	Pittsburgh 7	Buffalo 3
---------	--------------	-----------

## INDIVIDUAL SCORING LEADERS

BUFFALO	GP	G	A	PTS	PIM	PITTSBURGH	GP	G	A	PTS	PIM
Anderson	2	0	2	2	0	Bjugstad	2	0	0	0	0
Andreychuk	3	4	3	7	2	Bodger	1	0	0	0	0
Arniel	3	0	1	1	0	Bourque	3	1	1	2	14
Barrasso	1	0	0	0	2	Brown	1	1	0	1	0
Bodger	2	0	0	0	2	Buskas	1	0	1	1	0
Cloutier	2	0	1	1	0	Caulfield	3	0	0	0	34
Foligno	3	3	0	3	4	Coffey	3	0	7	7	6
Halkidis	1	0	1	1	6	Cullen	3	0	3	3	16
Hartman	3	0	0	0	34	Cunneyworth	3	1	1	2	17
Hogue	3	0	4	4	14	Dahlquist	2	0	0	0	2
Housley	2	0	5	5	2	Dineen	2	1	1	2	0
Johansson	2	1	0	1	4	Dykstra	3	0	0	0	2
Krupp	3	0	0	0	10	Errey	3	1	2	3	6
Maguire	3	1	0	1	22	Frawley	3	0	0	0	0
Napier	2	0	1	1	0	Ganchar	2	0	0	0	0
Parker	2	0	0	0	0	Hannan	3	1	0	1	4
Priestlay	1	0	0	0	2	Hillier	1	0	0	0	4
Ramsey	3	0	0	0	16	Johnson	2	0	1	1	2
Reekie	1	1	0	1	4	Kachowski	1	1	0	1	0
Ruff	3	1	0	1	6	Lemieux	3	5	2	7	8
Ruutu	3	2	3	5	2	Loney	3	0	0	0	4
Sheppard	2	0	0	0	2	Quinn	3	1	4	5	2
Smith	1	0	0	0	0	Young	3	0	0	0	0
Tucker	1	1	2	3	0	Zalapski	2	0	1	1	0
Turgeon	3	1	4	5	2	Zemlak	1	0	0	0	19
Vaive	2	1	1	2	14	(Bench)					2
(Bench)					2						

**GWG:** Foligno, Johansson  
**PPG:** Ruutu (2), Andreychuk (2), Foligno (2), Reekie, Turgeon, Vaive  
**SHG:** None

**GWG:** Hannan  
**PPG:** Lemieux (4), Cunneyworth  
**SHG:** Bourque

## GOALTENDING

BUFFALO	GP	MIN	GA	EN	SO	AVG.	W	L	T	PITTSBURGH	GP	MIN	GA	EN	SO	AVG.	W	L	T
Barrasso	1	60	5	0	0	5.00	1	0	0	Young	3	180	16	0	0	5.33	1	2	0
Cloutier	2	120	8	0	0	4.00	1	1	0										

GOALS BY PERIOD	1	2	3	OT	T	OT	SHOTS ON GOAL	1	2	3	OT	TOT
Buffalo	1	8	7				16	27	33	28		88
Pittsburgh	5	2	6				13	22	21	35		78



# BUFFALO VS. QUEBEC



## 1988-89 SUMMARY:

	GP	W	L	T	GF	GA	PTS	PIM
Buffalo	8	3	4	1	24	32	7	240
Quebec	8	4	3	1	32	24	9	238

## AT BUFFALO

Oct. 16	Quebec 5	Buffalo 3
Nov. 30	Buffalo 6	Quebec 2
Mar. 5	Quebec 8	Buffalo 2
Apr. 2	Buffalo 4	Quebec 2

## AT QUEBEC

Oct. 14	Buffalo 5	Quebec 4
Jan. 14	Buffalo 1	Quebec 1
Mar. 4	Quebec 6	Buffalo 2
Mar. 25	Quebec 4	Buffalo 1

## INDIVIDUAL SCORING LEADERS

BUFFALO	GP	G	A	PTS	PIM	QUEBEC	GP	G	A	PTS	PIM
Anderson	3	0	0	0	4	Albelin	2	0	0	0	0
Andreychuk	6	0	2	2	6	Baillargeon	1	0	0	0	0
Arniel	8	1	2	3	0	Brown	8	2	7	9	8
Barrasso	1	0	1	1	0	Brunetta	1	0	0	0	0
Bodger	6	1	3	4	12	Cote	5	0	0	0	2
Cloutier	3	0	0	0	0	Dollas	1	0	0	0	0
Creighton	1	0	1	1	4	Donnelly	1	1	0	1	0
Donnelly	1	1	0	1	0	Duchesne	7	2	0	2	4
Eliot	2	0	0	0	0	Finn	8	1	2	3	60
Foligno	8	4	2	6	46	Fortier	5	2	4	6	2
Halkidis	3	0	0	0	8	Gillis	8	1	4	5	20
Hartman	8	1	2	3	37	Gosselin	3	0	0	0	0
Hogue	8	1	3	4	8	Goulet	6	0	5	5	2
Housley	6	3	2	5	8	Gronstrand	2	0	0	0	2
Johansson	4	0	0	0	4	Hopkins	1	0	0	0	0
Kaese	1	0	0	0	0	Hough	5	2	0	2	12
Krupp	7	0	2	2	4	Jackson	4	1	0	1	0
Ledyard	2	0	1	1	0	Jarvi	6	1	1	2	2
Maguire	6	1	2	3	12	Kimble	3	2	0	2	8
Malarchuk	1	0	0	0	0	Lambert	2	1	0	1	2
Metcalfe	2	0	0	0	4	Latta	2	2	1	3	0
Napier	6	2	0	2	4	Leschyshyn	7	0	1	1	22
Parker	5	0	2	2	29	Mailhot	1	0	0	0	0
Playfair	5	0	0	0	16	Marois	5	0	1	1	13
Priestlay	3	1	0	1	0	Mason	1	0	1	1	0
Puppa	3	0	1	1	0	McRae	4	1	1	2	31
Ramsey	6	2	2	4	4	Moller	8	0	2	2	4
Reekie	1	0	0	0	2	Picard	8	4	0	4	4
Ruff	5	0	0	0	8	Poddubny	6	3	4	7	8
Ruutu	6	0	4	4	6	Sakic	7	1	9	10	0
Shannon	1	0	0	0	0	Smyth	1	0	1	1	7
Sheppard	6	1	2	3	0	A. Stastny	7	0	11	11	0
Smith	2	0	0	0	0	P. Stastny	7	5	1	6	4
Tucker	7	1	3	4	2	Stienburg	4	0	1	1	21
Turgeon	8	4	4	8	4	Tugnutt	3	0	1	1	0
Vaive	3	0	0	0	8	Vermette	2	0	3	3	0
Wakaluk	1	0	0	0	0						

**GWG:** Turgeon, Housley, Ramsey,  
**PPG:** Turgeon (2), Bodger, Tucker, Hogue, Foligno  
**SHG:** Napier

**GWG:** Latta, Picard, P. Stastny, Gillis  
**PPG:** P. Stastny (2), Poddubny (3), Donnelly, Brown, Picard (2), Hough, Duchesne  
**SHG:** Finn

## GOALTENDING

BUFFALO	GP	MIN	GA	EN	SO	AVG.	W	L	T	QUEBEC	GP	MIN	GA	EN	SO	AVG.	W	L	T
Barrasso	1	60	5	0	0	5.00	0	1	0	Brunetta	1	59	5	0	0	5.08	0	1	0
Cloutier	3	108	9	0	0	5.00	1	2	0	Gosselin	3	180	12	0	0	4.00	1	2	0
Eliot	2	67	7	0	0	6.29	0	0	0	Mason	1	60	3	0	0	3.00	1	0	0
Malarchuk	1	5	0	0	0	0.00	0	0	0	Tugnutt	3	185	4	0	0	1.30	2	0	1
Puppa	3	185	7	0	0	2.27	2	0	1										
Wakaluk	1	60	4	0	0	4.00	0	1	0										

GOALS BY PERIOD	1	2	3	OT	TOT	SHOTS ON GOAL	1	2	3	OT	TOT
Buffalo	8	7	9	0	24	78	97	70	1	1	246
Quebec	11	13	8	0	32	72	94	79	4	1	249



# BUFFALO VS. ST. LOUIS



## 1988-89 SUMMARY:

	GP	W	L	T	GF	GA	PTS	PIM
Buffalo	3	1	2	0	9	11	2	38
St. Louis	3	2	1	0	11	9	4	50

## AT BUFFALO

Feb. 12	Buffalo 5	St. Louis 2
Mar. 22	St. Louis 2	Buffalo 1

## AT ST. LOUIS

Feb. 2	St. Louis 7	Buffalo 3
--------	-------------	-----------

## INDIVIDUAL SCORING LEADERS

BUFFALO	GP	G	A	PTS	PIM	ST. LOUIS	GP	G	A	PTS	PIM
Anderson	3	0	1	1	2	Benning	3	0	1	1	0
Andreychuk	3	1	0	1	4	G. Cavallini	2	0	0	0	2
Arniel	3	1	3	4	0	P. Cavallini	2	0	0	0	2
Bodger	3	0	2	2	2	Evans	3	0	1	1	8
Cloutier	3	0	0	0	0	Ewen	1	0	1	1	7
Foligno	3	3	1	4	0	Featherstone	1	0	0	0	0
Hartman	3	1	0	1	9	Federko	2	0	0	0	0
Hogue	2	0	2	2	0	Gingras	2	1	0	1	0
Housley	1	0	0	0	0	Hrkac	3	1	2	3	0
Johansson	2	0	0	0	0	Hull	3	2	2	4	0
Krupp	3	0	0	0	2	Lalor	3	0	0	0	8
Ledyard	1	0	0	0	0	Lowry	1	0	0	0	0
Maguire	2	0	0	0	9	McKegney	3	2	0	2	2
Malarchuk	1	0	0	0	0	Meagher	3	0	0	0	0
Napier	3	0	1	1	0	Millen	1	0	0	0	0
Parker	3	0	0	0	2	Momesso	1	0	0	0	0
Priestlay	1	0	0	0	0	Paslawski	3	1	0	1	0
Ramsey	3	0	0	0	0	Raglan	2	0	1	1	0
Reekie	2	0	0	0	0	Richter	2	1	1	2	0
Ruff	2	0	1	1	0	Riendeau	2	0	1	1	0
Ruuttu	3	0	4	4	4	Roberts	3	0	1	1	2
Sheppard	2	2	1	3	0	Ronning	3	1	1	2	0
Tucker	1	0	0	0	0	Tilley	2	0	0	0	4
Turgeon	3	0	1	1	0	Tuttle	3	0	0	0	0
Vaive	2	1	1	2	4	Zeziel	3	2	3	5	4
Wakaluk	1	0	0	0	0	(Bench)					2

**GWG:** Arniel  
**PPG:** Andreychuk  
**SHG:** None

**GWG:** Paslawski, Zeziel  
**PPG:** Paslawski, Ronning, Gingras  
**SHG:** None

## GOALTENDING

BUFFALO	GP	MIN	GA	EN	SO	AVG.	W	L	T	ST. LOUIS	GP	MIN	GA	EN	SO	AVG.	W	L	T
Cloutier	3	149	10	0	0	4.03	1	2	0	Millen	1	60	5	0	0	5.00	0	1	0
Malarchuk	1	15	1	0	0	4.00	0	0	0	Riendeau	2	120	4	0	0	2.00	2	0	0
Wakaluk	1	15	0	0	0	0.00	0	0	0										

GOALS BY PERIOD	1	2	3	OT	TOT
Buffalo	4	3	2		9
St. Louis	5	4	2		11

SHOTS ON GOAL	1	2	3	OT	TOT
Buffalo	33	26	21		80
St. Louis	29	31	23		83



# BUFFALO VS. TORONTO



## 1988-89 SUMMARY:

	GP	W	L	T	GF	GA	PTS	PIM
Buffalo	3	2	1	0	13	7	4	28
Toronto	3	1	2	0	7	13	2	24

## AT BUFFALO

Dec. 23	Buffalo 5	Toronto 2
---------	-----------	-----------

## AT TORONTO

Oct. 19	Toronto 4	Buffalo 2
Jan. 7	Buffalo 6	Toronto 1

## INDIVIDUAL SCORING LEADERS

BUFFALO	GP	G	A	PTS	PIM	TORONTO	GP	G	A	PTS	PIM
Anderson	1	0	1	1	0	Armstrong	1	0	0	0	0
Andersson	1	0	0	0	0	Blaisdell	1	0	0	0	0
Andreychuk	1	1	0	1	0	Courtnall	1	0	0	0	0
Arniel	3	0	3	3	2	Curran	1	0	0	0	0
Barrasso	1	0	1	1	0	Damphousse	3	0	0	0	2
Bodger	2	0	0	0	2	Daoust	3	1	0	1	0
Cloutier	1	0	0	0	0	Fergus	3	1	2	3	2
Creighton	1	0	2	2	0	Gagne	2	0	1	1	0
Donnelly	3	1	0	1	2	Gill	2	0	0	0	2
Foligno	3	0	1	1	2	Iafate	3	0	0	0	2
Halkidis	1	0	0	0	2	Kotsopoulos	3	0	2	2	4
Hartman	2	0	1	1	0	Lanz	1	0	0	0	0
Hogue	2	1	0	1	0	Laughlin	2	1	0	1	0
Housley	3	1	2	3	2	Laxdal	2	0	0	0	0
Johansson	2	1	0	1	2	Leeman	3	1	3	4	0
Krupp	2	1	0	1	0	Marois	3	0	0	0	2
Maguire	1	0	0	0	0	Marsh	3	0	0	0	2
Metcalfe	1	0	0	0	2	Olczyk	3	3	0	3	2
Miller	1	0	0	0	4	Osborne	2	0	0	0	0
Napier	3	1	1	2	0	Reid	3	0	1	1	0
Parker	1	0	2	2	0	Richardson	2	0	0	0	0
Playfair	1	0	0	0	0	Salming	3	0	0	0	4
Priestlay	1	0	0	0	0	Secord	2	0	1	1	0
Puppa	1	0	0	0	0	Veitch	2	0	0	0	0
Ramsey	3	0	1	1	2	Wregget	3	0	0	0	2
Ruff	3	0	1	1	0						
Ruuttu	3	2	4	6	6						
Sheppard	3	1	0	1	0						
Tucker	2	0	1	1	0						
Turgeon	3	1	4	5	0						
Vaive	1	2	1	3	0						

**GWG:** Ruuttu, Turgeon  
**PPG:** Andreychuk, Sheppard, Turgeon  
**SHG:** Napier

**GWG:** Olczyk  
**PPG:** Olczyk, Fergus  
**SHG:** Leeman

## GOALTENDING

BUFFALO	GP	MIN	GA	EN	SO	AVG.	W	L	T	TORONTO	GP	MIN	GA	EN	SO	AVG.	W	L	T
Barrasso	1	59	3	1	0	3.04	0	1	0	Wregget	3	180	13	0	0	4.33	1	2	0
Cloutier	1	60	1	0	0	1.00	1	0	0										
Puppa	1	60	2	0	0	2.00	1	0	0										

GOALS BY PERIOD	1	2	3	OT	TOT
Buffalo	3	6	4		13
Toronto	3	2	2		7

SHOTS ON GOAL	1	2	3	OT	TOT
Buffalo	38	50	27		115
Toronto	28	17	30		75



# BUFFALO VS. VANCOUVER



## 1988-89 SUMMARY:

	GP	W	L	T	GF	GA	PTS	PIM
Buffalo	3	1	2	0	11	11	2	89
Vancouver	3	2	1	0	11	11	4	71

## AT BUFFALO

Feb. 10	Vancouver 5	Buffalo 4
Mar. 24	Buffalo 5	Vancouver 2

## AT VANCOUVER

Nov. 22	Vancouver 4	Buffalo 2
---------	-------------	-----------

## INDIVIDUAL SCORING LEADERS

BUFFALO	GP	G	A	PTS	PIM	VANCOUVER	GP	G	A	PTS	PIM
Anderson	3	0	3	3	2	Greg Adams	1	0	0	0	2
Andersson	1	0	1	1	0	Greg C. Adams	1	0	0	0	2
Andreychuk	3	1	1	2	0	Benning	3	1	0	1	0
Arniel	3	0	1	1	2	Berry	1	1	0	1	0
Bodger	3	0	3	3	4	Bozek	3	0	0	0	2
Cloutier	2	0	0	0	0	Bradley	2	0	0	0	0
Foligno	3	1	0	1	9	Bridgman	1	0	0	0	4
Hartman	3	0	0	0	4	Bruce	2	1	0	1	4
Hogue	3	0	0	0	4	Butcher	2	0	1	1	8
Housley	2	2	0	2	5	Charbonneau	1	0	0	0	0
Johansson	1	0	1	1	0	Guy	1	0	0	0	2
Krupp	2	0	0	0	7	Hodgson	1	0	1	1	0
Ledyard	1	0	1	1	0	Lidster	2	0	1	1	2
Maguire	2	0	0	0	2	Linden	3	4	2	6	2
Metcalfe	1	0	0	0	0	Melynk	3	0	0	0	9
Napier	3	0	0	0	2	Nordmark	3	0	3	3	2
Parker	1	1	0	1	2	Pederson	2	0	1	1	0
Playfair	2	0	0	0	15	Reinhart	3	2	2	4	4
Priestlay	1	1	0	1	0	Sandlak	2	0	0	0	4
Puppa	1	0	0	0	0	Skriko	3	1	3	4	0
Ramsey	2	0	0	0	6	Smith	1	0	0	0	2
Reekie	1	0	1	1	2	Smyl	2	0	2	2	4
Ruff	1	0	0	0	0	Snepsts	2	0	1	1	0
Ruuttu	3	0	0	0	17	Stanley	2	0	0	0	0
Sheppard	3	1	1	2	2	Sutter	3	0	0	0	9
Tucker	2	2	1	3	0	Tanti	3	1	2	3	9
Turgeon	3	1	2	3	2	Weeks	3	0	0	0	0
Vaive	1	1	2	3	0						
Wakaluk	1	0	0	0	0						
(Bench)					(2)						

**GWG:** Foligno  
**PPG:** Housley (2), Turgeon, Foligno

**SHG:** None

**GWG:** Reinhart, Bruce  
**PPG:** Linden, Reinhart (2), Tanti, Skriko

**SHG:** Tambellini

## GOALTENDING

BUFFALO	GP	MIN	GA	EN	SO	AVG.	W	L	T	VANCOUVER	GP	MIN	GA	EN	SO	AVG.	W	L	T
Cloutier	2	80	2	0	0	1.50	1	0	0	Weeks	3	180	11	0	0	3.67	2	1	0
Puppa	1	59	3	1	0	3.05	0	1	0										
Wakaluk	1	40	5	0	0	7.50	0	1	0										

GOALS BY PERIOD	1	2	3	OT	TOT	SHOTS ON GOAL	1	2	3	OT	TOT
Buffalo	5	4	2		11	Buffalo	22	34	20		76
Vancouver	5	3	3		11	Vancouver	32	14	23		69



# BUFFALO VS. WASHINGTON



## 1988-89 SUMMARY:

	GP	W	L	T	GF	GA	PTS	PIM
Buffalo	3	0	3	0	9	17	0	72
Washington	3	3	0	0	17	9	6	67

## AT BUFFALO

Dec. 11	Washington 6	Buffalo 4
---------	--------------	-----------

## AT WASHINGTON

Oct. 8	Washington 6	Buffalo 2
Dec. 30	Washington 5	Buffalo 3

## INDIVIDUAL SCORING LEADERS

BUFFALO	GP	G	A	PTS	PIM	WASHINGTON	GP	G	A	PTS	PIM
Arniel	3	0	0	0	2	Christian	3	3	1	4	0
Barrasso	1	0	0	0	0	Corriveau	2	0	0	0	2
Bodger	2	0	1	1	2	Courtnall	3	2	1	3	10
Cloutier	1	0	0	0	0	Druce	1	0	0	0	2
Creighton	1	0	0	0	0	Franceschetti	2	0	0	0	2
Donnelly	3	1	0	1	2	Gartner	3	4	2	6	2
Ferner	1	0	0	0	2	Gould	3	1	0	1	0
Foligno	3	1	0	1	10	Gustaffson	3	1	3	4	2
Hartman	1	0	0	0	0	Hatcher	3	1	1	2	2
Hogue	2	1	0	1	2	Hunter	3	1	3	4	12
Housley	3	1	0	1	0	Langway	3	0	2	2	0
Johansson	3	0	1	1	2	Leach	3	0	1	1	0
Krupp	3	0	1	1	2	Ledyard	3	2	0	2	4
Ludvig	2	0	1	1	7	Malarchuk	1	0	0	0	4
Maguire	1	0	0	0	19	Miller	1	0	0	0	0
Metcalfe	1	0	0	0	0	Miller	3	1	0	1	0
Napier	2	0	0	0	2	Murphy	3	0	3	3	0
Parker	2	0	0	0	4	Peeters	2	0	0	0	0
Playfair	2	0	0	0	6	Pivonka	3	0	0	0	2
Priestlay	1	0	0	0	0	Ridley	3	1	3	4	0
Puppa	2	0	0	0	0	Sheehy	3	0	1	1	4
Ramsey	3	0	0	0	2	Stevens	3	0	3	3	19
Ruff	3	0	1	1	0						
Ruuttu	3	1	3	4	6						
Sheppard	2	1	1	2	0						
Tucker	3	2	2	4	0						
Turgeon	3	0	1	1	0						
Vaive	1	1	0	1	2						

**GWG:** None  
**PPG:** Foligno, Vaive  
**SHG:** None

**GWG:** Courtnall, Ledyard, Gustaffson  
**PPG:** Hunter, Christian, Gartner  
**SHG:** None

## GOALTENDING

BUFFALO	GP	MIN	GA	EN	SO	AVG.	W	L	T	WASHINGTON	GP	MIN	GA	EN	SO	AVG.	W	L	T
Barrasso	1	53	6	0	0	6.79	0	1	0	Malarchuk	1	60	3	0	0	3.00	1	0	0
Cloutier	2	79	4	1	0	3.04	0	1	0	Peeters	2	120	6	0	0	3.00	2	0	0
Puppa	2	48	6	0	0	7.50	0	1	0										

GOALS BY PERIOD	1	2	3	OT	TOT	SHOTS ON GOAL	1	2	3	OT	TOT
Buffalo	2	4	3		9	Buffalo	17	27	25		69
Washington	6	5	6		17	Washington	26	35	43		104



# BUFFALO VS. WINNIPEG



## 1988-89 SUMMARY:

	GP	W	L	T	GF	GA	PTS	PIM
Buffalo	3	2	1	0	12	9	4	29
Winnipeg	3	1	2	0	9	12	2	52

## AT BUFFALO

Feb. 24 Buffalo 5 Winnipeg 4

## AT WINNIPEG

Dec. 14 Winnipeg 4 Buffalo 3  
Mar. 20 Buffalo 4 Winnipeg 1

## INDIVIDUAL SCORING LEADERS

BUFFALO	GP	G	A	PTS	PIM	WINNIPEG	GP	G	A	PTS	PIM
Anderson	1	0	0	0	0	Ashton	2	3	0	3	2
Andersson	1	0	0	0	0	Bery	2	0	0	0	0
Andreychuk	2	1	3	4	2	Boschman	3	0	0	0	2
Arniel	3	0	0	0	2	Carlyle	3	0	1	1	4
Bodger	3	0	1	1	2	Donnelly	3	0	0	0	9
Cloutier	3	0	0	0	2	Duncan	3	1	0	1	0
Donnelly	1	0	1	1	0	Ellett	3	0	1	1	0
Foligno	3	1	0	1	2	Elynuik	1	0	1	1	0
Hartman	3	0	2	2	7	Essensa	2	0	0	0	0
Hogue	3	2	0	2	0	Fenton	3	0	0	0	2
Housley	2	2	2	4	0	Flicher	1	0	0	0	0
Johansson	2	0	0	0	0	Gilhen	2	0	0	0	0
Krupp	3	0	0	0	2	Hawerchuk	3	1	5	6	0
Ledyard	1	0	0	0	0	Hughes	1	0	0	0	0
Maguire	3	0	2	2	2	Hunter	1	0	0	0	0
Napier	3	2	1	3	0	Jarvenpaa	1	0	0	0	0
Parker	2	0	0	0	0	Jones	1	0	0	0	0
Playfair	1	0	0	0	0	Kulak	1	0	0	0	12
Priestlay	1	0	0	0	0	Kyte	2	0	1	1	15
Ramsey	3	0	1	1	0	Larose	1	0	0	0	4
Reekie	1	0	1	1	0	Lemay	1	1	0	1	0
Ruff	2	0	1	1	0	McBain	3	2	1	3	0
Ruutu	2	1	0	1	2	Neufeld	1	0	0	0	0
Sheppard	2	1	0	1	0	Numminen	2	0	0	0	0
Tucker	3	0	2	2	2	Olausson	3	1	1	2	0
Turgeon	3	2	3	5	0	Reddick	1	0	0	0	0
(Bench)					4	Smail	1	0	0	0	0
						Steen	3	0	4	4	2
						Taglianetti	3	0	1	1	0

**GWG:** Sheppard, Foligno  
**PPG:** Turgeon, Housley  
**SHG:** None

**GWG:** McBain  
**PPG:** Ashton, McBain  
**SHG:** Hawerchuk

## GOALTENDING

BUFFALO	GP	MIN	GA	EN	SO	AVG.	W	L	T	WINNIPEG	GP	MIN	GA	EN	SO	AVG.	W	L	T
Cloutier	3	180	9	0	0	3.00	2	1	0	Essensa	2	119	8	1	0	4.03	0	2	0
										Reddick	1	60	3	0	0	3.00	1	0	0

GOALS BY PERIOD	1	2	3	OT	TOT	SHOTS ON GOAL	1	2	3	OT	TOT
Buffalo	4	5	3		12	Buffalo	27	27	38		92
Winnipeg	2	5	2		9	Winnipeg	23	31	20		74

## THE LAST WIN

### Boston:

Last Buffalo Win in Buffalo: March 12, 1989 (3-2)  
Last Buffalo Win in Boston: January 21, 1989 (6-5 OT)  
Last Boston Win in Buffalo: March 20, 1988 (6-2)  
Last Boston Win in Boston: January 16, 1988 (5-1)

### Calgary:

Last Buffalo Win in Buffalo: January 15, 1989 (3-2)  
Last Buffalo Win in Calgary: November 8, 1987 (6-3)  
Last Calgary Win in Buffalo: December 13, 1987 (7-1)  
Last Calgary Win in Calgary: November 5, 1988 (7-0)

### Chicago:

Last Buffalo Win in Buffalo: January 12, 1989 (6-5)  
Last Buffalo Win in Chicago: December 9, 1987 (6-2)  
Last Chicago Win in Buffalo: January 24, 1986 (5-3)  
Last Chicago Win in Chicago: November 16, 1988 (3-2)

### Detroit:

Last Buffalo Win in Buffalo: February 19, 1989 (8-4)  
Last Buffalo Win in Detroit: January 25, 1989 (6-3)  
Last Detroit Win in Buffalo: March 27, 1988 (5-3)  
Last Detroit Win in Detroit: February 1, 1988 (4-0)

### Edmonton:

Last Buffalo Win in Buffalo: January 18, 1987 (6-5 OT)  
Last Buffalo Win in Edmonton: November 1, 1985 (2-0)  
Last Edmonton Win in Buffalo: November 13, 1988 (5-4 OT)  
Last Edmonton Win in Edmonton: November 4, 1988 (7-3)

### Hartford:

Last Buffalo Win in Buffalo: March 28, 1989 (4-2)  
Last Buffalo Win in Hartford: March 16, 1989 (6-1)  
Last Hartford Win in Buffalo: January 4, 1989 (5-4 OT)  
Last Hartford Win in Hartford: February 9, 1989 (5-2)

### Los Angeles

Last Buffalo Win in Buffalo: October 30, 1987 (5-1)  
Last Buffalo Win in Los Angeles: November 4, 1987 (5-4)  
Last Los Angeles Win in Buffalo: March 1, 1989 (5-4)  
Last Los Angeles Win in Los Angeles: February 4, 1989 (5-3)

### Minnesota

Last Buffalo Win in Buffalo: October 27, 1985 (3-2)  
Last Buffalo Win in Minnesota: March 9, 1988 (6-2)  
Last Minnesota Win in Buffalo: November 13, 1987 (5-4)  
Last Minnesota Win in Minnesota: March 20, 1989 (3-0)

### Montreal

Last Buffalo Win in Buffalo: January 27, 1989 (4-2)  
Last Buffalo Win in Montreal: January 6, 1988 (6-5)  
Last Montreal Win in Buffalo: March 30, 1989 (4-2)  
Last Montreal Win in Montreal: February 27, 1989 (6-1)

### New Jersey

Last Buffalo Win in Buffalo: February 15, 1989 (5-3)  
Last Buffalo Win in New Jersey: October 25, 1988 (7-4)  
Last New Jersey Win in Buffalo: March 21, 1986 (6-3)  
Last New Jersey Win in New Jersey: January 6, 1988 (5-4)

**New York Islanders:**

Last Buffalo Win in Buffalo: February 22, 1989 (7-5)  
 Last Buffalo Win in New York: April 1, 1989 (4-3)  
 Last Islanders' Win in New York: January 29, 1988 (5-2)  
 Last Islanders' Win in Buffalo: February 6, 1988 (6-4)

**New York Rangers:**

Last Buffalo Win in Buffalo: November 2, 1988 (6-4)  
 Last Buffalo Win in New York: March 8, 1989 (2-0)  
 Last Rangers' Win in Buffalo: February 24, 1987 (6-3)  
 Last Rangers' Win in New York: November 12, 1986 (2-1 OT)

**Philadelphia:**

Last Buffalo Win in Buffalo: November 27, 1988 (7-3)  
 Last Buffalo Win in Philadelphia: March 27, 1986 (1-0)  
 Last Philadelphia Win in Buffalo: December 31, 1988 (3-2)  
 Last Philadelphia Win in Philadelphia: October 9, 1988 (4-3 OT)

**Pittsburgh:**

Last Buffalo Win in Buffalo: February 17, 1989 (5-1)  
 Last Buffalo Win in Pittsburgh: February 8, 1984 (6-5 OT)  
 Last Pittsburgh Win in Buffalo: October 17, 1986 (7-3)  
 Last Pittsburgh Win in Pittsburgh: February 14, 1989 (7-3)

**Quebec:**

Last Buffalo Win in Buffalo: April 2, 1989 (4-2)  
 Last Buffalo Win in Quebec: October 14, 1988 (5-4)  
 Last Quebec Win in Buffalo: March 5, 1989 (8-2)  
 Last Quebec Win in Quebec: March 25, 1989 (4-1)

**St. Louis:**

Last Buffalo Win in Buffalo: February 12, 1989 (5-2)  
 Last Buffalo Win in St. Louis: February 16, 1988 (3-0)  
 Last St. Louis Win in Buffalo: March 22, 1989 (2-1)  
 Last St. Louis Win in St. Louis: February 2, 1989 (7-3)

**Toronto:**

Last Buffalo Win in Buffalo: December 23, 1988 (5-2)  
 Last Buffalo Win in Toronto: January 7, 1989 (6-1)  
 Last Toronto Win in Buffalo: March 24, 1987 (6-5)  
 Last Toronto Win in Toronto: October 19, 1988 (4-2)

**Vancouver**

Last Buffalo Win in Buffalo: March 24, 1989 (5-2)  
 Last Buffalo Win in Vancouver: March 13, 1988 (7-5)  
 Last Vancouver Win in Buffalo: December 6, 1987 (5-1)  
 Last Vancouver Win in Vancouver: February 10, 1989 (5-4)

**Washington:**

Last Buffalo Win in Buffalo: November 20, 1987 (5-3)  
 Last Buffalo Win in Washington: January 24, 1987 (6-3)  
 Last Washington Win in Buffalo: December 11, 1988 (6-4)  
 Last Washington Win in Washington: December 30, 1988 (5-3)

**Winnipeg:**

Last Buffalo Win in Buffalo: February 24, 1989 (5-4)  
 Last Buffalo Win in Winnipeg: March 20, 1989 (4-1)  
 Last Winnipeg Win in Buffalo: January 2, 1987 (6-3)  
 Last Winnipeg Win in Winnipeg: December 14, 1988 (4-3)

**CELEBRATE THE TRADITION****BUFFALO SABRES TELEVISED SCHEDULE**

Saturday	October	7	8:00 PM	Montreal Canadiens
Wednesday	October	11	7:30 PM	Toronto Maple Leafs
Wednesday	October	18	7:30 PM	Hartford Whalers
Saturday	October	21	7:30 PM	Pittsburgh Penguins
Thursday	November	2	7:30 PM	Montreal Canadiens
Saturday	November	4	7:00 PM	Boston Bruins
Wednesday	November	8	7:30 PM	Hartford Whalers
Saturday	November	25	7:30 PM	Quebec Nordiques
Tuesday	November	28	7:30 PM	Hartford Whalers
Thursday	November	30	7:30 PM	Boston Bruins
Tuesday	December	5	8:00 PM	New York Islanders
Thursday	December	7	7:30 PM	Philadelphia Flyers
Saturday	December	16	1:30 PM	Boston Bruins
Wednesday	December	20	7:30 PM	New York Rangers
Saturday	December	23	7:30 PM	Quebec Nordiques
Tuesday	January	2	7:30 PM	New Jersey Devils
Saturday	January	6	8:00 PM	Montreal Canadiens
Thursday	January	11	9:30 PM	Calgary Flames
Tuesday	January	16	10:30 PM	Los Angeles Kings
Tuesday	January	23	7:30 PM	Philadelphia Flyers
Wednesday	January	24	8:30 PM	Chicago Black Hawks
Tuesday	January	30	7:30 PM	Quebec Nordiques
Saturday	February	3	8:00 PM	Montreal Canadiens
Tuesday	February	13	8:30 PM	Chicago Black Hawks
Saturday	March	3	7:30 PM	Quebec Nordiques
Tuesday	March	6	7:30 PM	Washington Capitals
Thursday	March	8	7:30 PM	Boston Bruins
Saturday	March	10	7:30 PM	Hartford Whalers
Tuesday	March	27	7:30 PM	Detroit Red Wings
Saturday	March	31	7:30 PM	Pittsburgh Penguins



## SABRES' ALL-TIME INDIVIDUAL SCORING REGULAR SEASON

Player and Seasons	GP	G	A	PTS	PIM	Unif. No.
Ron Anderson (71-72)	111	14	16	30	63	16
Shawn Anderson (87-89)	97	5	23	28	58	37
Mikael Andersson (86-89)	99	4	33	37	18	14
Paul Andrea (71)	47	11	21	32	4	21
Dave Andreychuk (83-89)	478	202	266	468	371	25,29
Scott Arniel (87-89)	216	46	60	106	166	9
Steve Atkinson (71-74)	255	49	47	96	96	19
Terry Ball (71-72)	12	0	1	1	6	21,28
Tom Barrasso (84-89)	266	0	17	17	184	30
Doug Barrie (71-72)	102	6	28	34	213	5
Doug Bodger (89)	61	7	40	47	52	8
Mike Boland (79)	22	1	2	3	29	15
Ken Breitenbach (76-77,79)	68	1	13	14	49	23,26
Gary Bromley (74-76)	63	0	4	4	4	24,28,29
Paul Brydges (87)	15	2	2	4	6	16
Ron Busniak (73-74)	66	0	3	3	13	21,24
Mike Byers (72)	46	9	7	16	12	12
Larry Carriere (73-75,78)	206	9	43	52	284	5,23
Jacques Cloutier (82-83,85-89)	144	0	7	7	29	1,29
Real Cloutier (84-85)	82	24	36	60	25	8
Adam Creighton (84-89)	172	40	60	100	196	15,34,38
Roger Crozier (71-76)	202	0	3	3	24	1
Randy Cunneyworth (81-82)	21	2	4	6	47	7,19,23
Paul Cyr (83-88)	342	85	111	196	454	8,18
Joe Daley (71)	38	0	1	1	12	30
Mal Davis (83-86)	89	29	22	51	34	25,29
Butch Deadmarsh (71-73)	56	2	2	4	39	8, 9,16,24
Gerry Desjardins (75-78)	116	0	1	1	4	30
Mike Donnelly (88-89)	62	10	14	24	54	16
Dave Dryden (71-74)	120	0	2	2	4	28,30
Rick Dudley (73-75,79-81)	279	70	94	164	264	9,17
Dick Duff (71-72)	61	9	15	24	12	8,20
Richie Dunn (78-82,86-89)	327	27	105	132	235	3,21,26,29
Steve Dykstra (86-88)	128	5	23	28	378	4,42
Jeff Eatough (82)	1	0	0	0	0	19
Don Edwards (77-82)	307	0	11	11	32	1,29
Darren Eliot (89)	2	0	0	0	0	34
Brian Engblom (86)	30	1	4	5	16	28
Chris Evans (72)	61	6	18	24	98	24
Rocky Farr (73-75)	19	0	0	0	2	28,30
Dave Fenyves (83-87)	148	2	27	29	87	8,31
Mark Ferner (87-89)	15	0	3	3	11	28,29
Ron Fischer (82-83)	18	0	7	7	6	6,23,28
Reg Fleming (71)	78	6	10	16	159	9
Lee Fogolin (75-79,87)	338	8	70	78	432	5,33
Mike Foligno (82-89)	572	228	234	462	1309	17
Jody Gage (86,88)	9	3	2	5	0	12,33
Paul Gardner (86)	2	0	0	0	0	28
Danny Gare (75-82)	503	267	233	500	686	18
Clark Gillies (87-88)	86	15	19	34	132	39,90

Player and Seasons	GP	G	A	PTS	PIM	Unif. No.
Jere Gillis (83)	3	0	0	0	0	25
John Gould (72-74,80)	92	14	12	26	13	17,21,23,24
Phil Goyette (71-72)	97	18	67	85	20	10
Norm Gratton (73-75)	102	15	23	38	30	9,14
Jocelyn Guevremont (75-79)	326	38	130	168	189	3,22
Richard Hajdu (86-87)	5	0	0	0	4	8,28
Bill Hajt (74-87)	854	42	202	244	433	24
Bob Halkidis (85-89)	89	2	14	16	315	18,19
Gilles Hamel (82-86)	365	92	114	206	215	9,17,18
Al Hamilton (71-72)	145	6	58	64	176	6
Hugh Harris (73)	60	12	26	38	17	21
Paul Harrison (82)	6	0	0	0	2	30
Mike Hartman (87-89)	105	14	13	27	475	20
Alan Haworth (81-82)	106	37	38	75	64	14
Bob Hess (82)	33	0	8	8	14	23
Larry Hillman (72-73)	121	6	35	41	114	5
Jim Hofford (86-87)	17	0	0	0	45	3,33
Benoit Hogue (88-89)	72	15	31	46	120	33
Tim Horton (73-74)	124	1	22	23	109	2
Ed Hospodar (88)	42	0	1	1	98	24
Phil Housley (83-89)	528	157	320	477	354	6
Pat Hughes (86)	50	4	9	13	25	26
Billy Inglis (71)	14	0	1	1	6	8
Randy Ireland (79)	2	0	0	0	0	30
Jim Jackson (88)	5	2	0	2	0	8
Val James (82)	7	0	0	0	16	26,29,30
Calle Johansson (88-89)	118	6	49	55	70	3
Timo Jutila (85)	10	1	5	6	13	4
Trent Kaese (89)	1	0	0	0	0	39
Larry Keenan (71-72)	66	9	20	29	8	21,26
Jerry Korab (74-80,84-85)	537	67	216	283	870	4,44
Jim Korn (87)	52	4	10	14	158	4,34
Joe Kowal (77-78)	22	0	5	5	13	27
Skip Krake (71)	74	4	5	9	68	12
Uwe Krupp (87-89)	171	8	26	34	229	4,40
Tom Kurvers (87)	55	6	17	23	24	28
Francois Lacombe (71)	1	0	1	1	2	19
Norm Lacombe (85-87)	84	12	18	30	46	32
Jean-Guy Lagace (71)	3	0	0	0	2	21
Yvon Lambert (82)	77	25	39	64	38	15
Chris Langevin (84,86)	22	3	1	4	22	15
Danny Lawson (72)	78	10	6	16	15	9
Real Lemieux (74)	11	1	1	2	4	16
Grant Ledyard (89)	13	1	5	6	8	3
Don Lever (86-87)	39	10	3	13	10	8,20
Bob Logan (87-88)	38	10	5	15	0	26
Jim Lorentz (72-78)	487	134	197	331	126	8
Don Luce (72-81)	766	216	310	526	304	14,20
Jan Ludvig (88-89)	26	1	8	9	104	36
Kevin Maguire (88-89)	106	12	16	28	403	19

Player and Seasons	GP	G	A	PTS	PIM	Unif. No.
Clint Malarchuk (89)	7	0	0	0	2	30
Dave Maloney (85)	52	1	21	22	41	26
Don Marshall (71)	62	20	29	49	6	22
Rick Martin (72-81)	681	382	313	695	475	7, 8, 9
Terry Martin (76-79)	148	20	22	42	50	25
Gary McAdam (76-79,83)	227	40	45	85	76	12,15,32
Rob McClanahan (80-81)	66	5	17	22	38	15
Dale McCourt (82-84)	119	41	56	97	22	7
Brian McDonald (71)	12	0	0	0	29	20
Paul McIntosh (75-76)	47	0	2	2	66	3
Ray McKay (72-73)	40	0	3	3	18	22,24
Tony McKegney (79-83)	363	127	141	268	117	8
Sean McKenna (82-86)	237	56	53	109	120	12,19,23
Mike McMahan (71)	12	0	0	0	0	4
Peter McNab (74-76)	154	49	59	108	26	16,22,24
Bryan McSheffrey (75)	3	0	0	0	0	15
Don McSween (88)	5	0	1	1	6	32
Gerry Meehan (71-75)	306	94	114	208	60	15
Scott Metcalfe (88-89)	10	1	2	3	13	32,34
Larry Mickey (72-75)	117	20	14	34	65	12,21
Brad Miller (89)	7	0	0	0	6	42,44
Mike Moller (81-85)	127	13	27	40	41	9,14,29
Bob Mongrain (80-82,84-85)	70	11	11	22	12	8,25,32
Hap Myers (71)	13	0	0	0	6	25
Phil Myre (83)	5	0	0	0	2	33
Mark Napier (87-89)	128	26	30	56	41	65
Joe Norris (74)	18	0	0	0	2	23
Gates Orlando (85-87)	98	18	26	44	51	23
Kevin O'Shea (71-72)	93	10	13	23	52	18
Wilf Paiement (87)	56	20	17	37	108	27
Jeff Parker (87-89)	76	12	14	26	91	28,29
Steve Patrick (81-85)	152	21	34	55	125	26
Gil Perreault (71-87)	1191	512	814	1326	500	11
Brian Perry (71)	1	0	0	0	0	19,25
Brent Peterson (82-85)	265	43	63	106	180	20
Larry Playfair (79-86,89)	573	24	75	99	1388	27,40
Tracy Pratt (71-74)	210	2	39	41	399	3, 4
Ken Priestlay (87-89)	82	18	18	36	45	12,56
Daren Puppa (86-89)	64	0	5	5	18	31,35
Craig Ramsay (72-85)	1070	252	420	672	201	10,25
Mike Ramsey (80-89)	668	58	199	257	744	5,23
Wayne Ramsey (78)	2	0	0	0	0	32
Joe Reekie (86-89)	104	3	15	18	190	27,31,55
Mark Renaud (84)	10	1	3	4	6	4
Jacques Richard (76-77,79)	155	24	38	62	73	9
Bob Richer (73)	3	0	0	0	0	17
Rene Robert (72-79)	524	222	330	552	401	7,14,23
Geordie Robertson (83)	5	1	2	3	7	15
Mike Robitaille (72-75)	170	8	46	54	122	3
Doug Rombough (73-74)	51	8	9	17	27	22

128

Player and Seasons	GP	G	A	PTS	PIM	Unif. No.
Lindy Ruff (80-89)	608	102	183	285	1126	22
Phil Russell (86-87)	18	2	5	7	24	26
Christian Ruutu (87-89)	216	62	134	196	245	21
Bob Sauve (76-85)	246	0	8	8	20	28
Jean-Francois Sauve (81-83)	98	24	49	73	67	9,21
Andre Savard (77-83)	467	130	175	305	221	12
Cliff Schmutz (71)	26	5	7	12	10	7
Ron Schock (78)	40	4	4	8	0	21
Jim Schoenfeld (73-82,85)	584	45	183	228	1025	6,13
Dave Schultz (79-80)	41	3	3	6	114	21
Ric Seiling (78-86)	664	176	200	376	524	16
Eddie Shack (71-72)	106	36	31	67	127	23
Darrin Shannon (89)	3	0	0	0	0	0
Ray Sheppard (88-89)	141	60	48	108	29	23
Al Smith (76-77)	21	0	0	0	0	31
Derek Smith (77-82)	244	65	98	163	38	16,17,19,26
Doug Smith (86-88)	162	35	54	89	296	15
Floyd Smith (71-72)	83	6	12	18	48	17
Steve Smith (89)	3	0	0	0	0	24
Brian Spencer (74-77)	240	42	72	114	206	21
Bill Stewart (78-79)	81	3	17	20	116	3
Fred Stanfield (75-78)	248	42	73	115	16	17,19
Kai Suikkanen (82-83)	2	0	0	0	0	20,23
Jean-Guy Talbot (71)	57	0	7	7	36	24
Paul Terbenche (71-74)	118	2	19	21	20	3,18,23
Alex Tidey (77-78)	3	0	0	0	0	19,26
Morris Titanic (75-76)	19	0	0	0	0	19
Doug Trapp (87)	2	0	0	0	0	19
John Tucker (84-89)	319	114	149	263	136	7
Pierre Turgeon (88-89)	156	48	82	130	60	77
Rick Vaive (89)	28	19	13	32	64	12,22
John Van Boxmeer (80-83)	294	49	166	215	239	4, 5
Claude Verret (84-85)	14	2	5	7	2	21
Hannu Virta (82-86)	245	25	101	126	66	3,23
Darcy Wakaluk (89)	6	0	0	0	0	35
Jim Walsh (82)	4	0	1	1	4	28
Jim Watson (71-72)	144	4	15	19	248	2
Jim Wiemer (84-85)	74	8	17	25	52	19
Randy Wyrozub (71-74)	100	8	10	18	10	14,16,24,26
Rod Zaine (72)	24	2	1	3	4	14,22

Any player who took part in at least one Sabres' regular season game in his career is listed. The 1970-71 season is labeled 71, the 1971-72 season is labeled, 72, etc. Five players dressed but never played a game for Buffalo: Tim Regan (74), Jim Weaver (79), Jari Paavola (82), Mike Craig (85) and Kenton Rein (88). Michel Deziel is the only Sabre to have played in a playoff game without participating in a regular season game.

## ALL-TIME GOALTENDERS' STATISTICS

GOALIE	GP	MINS	GA	SO	AVG.	W	L	T	A	PIM
Clint Malarchuk	7	326	13	1	2.39	3	1	1	0	2
Gerry Desjardins	116	6802	319	5	2.81	66	30	18	1	4
Don Edwards	307	17969	869	14	2.90	156	83	61	11	32
Dave Dryden	120	6440	328	5	3.06	43	45	20	2	4
Bob Sauve	246	14063	752	7	3.20	113	76	39	8	20
Gary Bromley	63	2334	184	4	3.20	29	17	14	4	4
Roger Crozier	202	10980	591	10	3.23	74	76	29	3	24
Tom Barrasso	266	15463	843	13	3.28	124	102	28	17	184
Al Smith	21	1105	62	0	3.37	9	6	2	0	0
Rocky Farr	19	722	42	0	3.49	2	6	8	0	2
Daren Puppa	64	3368	202	2	3.60	28	22	8	5	18
Paul Harrison	6	229	14	0	3.67	2	1	1	0	2
Joe Daley	38	2073	128	1	3.70	12	16	8	1	12
Jacques Cloutier	144	7442	459	1	3.70	50	58	15	7	29
Phil Myre	5	300	21	0	4.20	3	2	0	0	-2
Darcy Wakaluk	6	214	15	0	4.21	1	3	0	0	0
Randy Ireland	2	30	3	0	6.00	0	0	0	0	0
Darren Eliot	2	67	7	0	6.27	0	0	0	0	0

## YEARLY LEADERS

YEAR	GOALS	ASSISTS	POINTS
1970-71	Perreault (38)	Goyette (46)	Perreault (72)
1971-72	Martin (44)	Perreault (48)	Martin & Perreault (74)
1972-73	Robert (40)	Perreault (60)	Perreault (88)
1973-74	Martin (52)	Robert (44)	Martin (86)
1974-75	Martin (52)	Robert (60)	Robert (100)
1975-76	Gare (50)	Perreault (69)	Perreault (113)
1976-77	Perreault (39)	Perreault (56)	Perreault (95)
1977-78	Perreault (41)	Perreault & Robert (48)	Perreault (89)
1978-79	Martin (32)	Perreault (58)	Perreault (85)
1979-80	Gare (56)	Perreault (66)	Perreault (106)
1980-81	Gare (46)	Van Boxmeer (51)	Gare (85)
1981-82	Perreault (31)	Van Boxmeer (54)	Perreault (73)
1982-83	McKegney (36)	Housley (47)	Perreault (76)
1983-84	Andreychuk (38)	Perreault (59)	Perreault (90)
1984-85	Andreychuk (31)	Perreault (53)	Perreault (83)
1985-86	Foligno (41)	Andreychuk (51)	Andreychuk (87)
1986-87	Foligno (30)	Andreychuk (48)	Andreychuk (73)
1987-88	Sheppard (38)	Andreychuk (45)	Andreychuk (78)
1988-89	Turgeon (34)	Turgeon (54)	Turgeon (88)

YEAR	PENALTY MINUTES	PLUS-MINUS	GOALS-AGAINST AVE.
1970-71	Pratt (179)	Atkinson (+1)	Crozier (3.69)
1971-72	Hamilton (105)	Ramsay (+5)	Crozier (3.51)
1972-73	Schoenfeld (178)	Robert (+16)	Dryden (2.65)
1973-74	Carriere (103)	Ramsay (+17)	Dryden (2.97)
1974-75	Korab & Schoenfeld (184)	Luce (+61)	Bromley (3.10)
1975-76	Gare (129)	Guevremont (+47)	Desjardins (2.95)
1976-77	Korab (120)	Hajt (+39)	Edwards (2.51)
1977-78	Korab (119)	Hajt (+36)	Edwards (2.64)
1978-79	Korab (104)	Ramsay (+21)	Edwards (3.02)
1979-80	Playfair (145)	Schoenfeld (+60)	Sauve (2.36)
1980-81	Playfair (169)	Ramsay (+39)	Edwards (2.96)
1981-82	Playfair (258)	Van Boxmeer (+23)	Edwards (3.51)
1982-83	Playfair (180)	Ramsay (+19)	Sauve (3.45)
1983-84	Playfair (209)	Foligno (+32)	Barrasso (2.84)
1984-85	Playfair (157)	Hajt (+32)	Barrasso (2.66)
1985-86	Foligno (168)	Foligno (+25)	Barrasso (3.61)
1986-87	Dykstra (179)	Foligno (+13)	Barrasso (3.65)
1987-88	Foligno (220)	Johansson (+12)	Barrasso (3.31)
1988-89	Hartman (316)	Ruutu (+13)	Puppa (3.36)

## SABRES' DRAFT SELECTIONS - 1970-1989

1989	RD	NO.	AMATEUR TEAM
Haller, Kevin	1	14	Regina
Thomas, Scott	3	56	Nichols H.S.
MacDonald, Doug	4	77	Univ. of Wisconsin
Sutton, Ken	5	98	Saskatoon
Pye, Bill	6	107	Northern Michigan U.
Barkley, Mike	6	119	Univ. of Maine
Plante, Derek	8	161	Cloquet (Minn.) H.S.
Audette, Donald	9	183	Laval
Astley, Mark	10	194	Lake Superior St.
Nelson, John	10	203	Toronto
Henderson, Todd	11	224	Thunder Bay
Bavis, Michael	12	245	Cushing Academy
Boyce, Ian	S3	19	Univ. of Vermont

1988	RD	NO.	AMATEUR TEAM
Savage, Joel	1	14	Victoria
Loewen, Darcy	3	55	Spokane
Carney, Keith	4	76	Mt. St. Charles H.S.
Mogilny, Alexander	5	89	ZSKA Moscow
Ray, Robert	5	97	Cornwall
Di Vita, David	6	106	Lake Superior St.
McLaughlin, Mike	6	118	Choate
Griffith, Mike	7	139	Ottawa
Ruoho, Daniel	8	160	Madison Memorial H.S.
Flaherty, Wade	9	181	Victoria
Nieman, Thomas	11	223	Choate
Wallwork, Robert	12	244	Miami (Ohio)
Davies, Clarke	S3	18	Ferris State

1987	RD	NO.	AMATEUR TEAM
Turgeon, Pierre	1	5	Granby
Miller, Brad	2	22	Regina
MacVicar, Andrew	3	53	Peterborough
Bradley, John	4	84	New Hampton H.S.
Pergola, David	5	85	Belmont Hill H.S.
Marshall, Chris	6	106	Boston College H.S.
Flanigan, Paul	7	127	New Hampton H.S.
Dooley, Sean	8	148	Groton
Roberts, Tim	8	153	Deerfield Academy
Tkachuk, Grant	9	169	Saskatoon
Herbers, Ian	10	190	Swift Current
Littman, David	11	211	Boston College
MacIssac, Allan	12	232	Guelph
Snuggerud, Dave	S1	1	Univ. of Minnesota
de Carle, Mike	S2	6	Lake Superior St.

1986	RD	NO.	AMATEUR TEAM
<del>Johansson, Gane</del>	<del>1</del>	<del>14</del>	<del>Vastra Frolunda (Sweden)</del>
Anderson, Shawn	1	5	Team Canada
Brown, Greg	2	26	St. Marks H.S.
Corkum, Bob	3	47	Univ. of Maine
Kerr, Kevin	3	56	Windsor
Baseggio, David	4	68	Yale Univ.
Rooney, Larry	5	89	Thayer
Baldris, Miguel	6	110	Shawinigan
Hartman, Mike	7	131	North Bay
Guay, Francois	8	152	Laval
Whitham, Shawn	9	173	Providence
Rein, Kenton	10	194	Prince Albert
Arndt, Troy	11	215	Portland
Capello, Jeff	S1	5	Univ. of Vermont
Cullen, John	S2	10	Boston Univ.

1985	RD	NO.	AMATEUR TEAM
Johansson, Calle	1	14	Vastra Frolunda (Sweden)
Hogue, Benoit	2	35	St. Jean
Gretzky, Keith	3	56	Windsor
Moylan, Dave	4	77	Sudbury
Priestlay, Ken	5	98	Victoria
Reekie, Joe	6	119	Cornwall
Matikainen, Petri	7	140	Sapko (Finland)
Kaese, Trent	8	161	Lethbridge
Sejba, Jiri	9	182	Dukla Jihlava (Czech.)
Sutton, Boyd	10	203	Stratford
Larose, Guy	11	224	Guelph
Baumgartner, Ken	12	245	Prince Albert

1984	RD	NO.	AMATEUR TEAM
Andersson, Mikael	1	18	Vastra Frolunda (Sweden)
Trapp, Doug	2	39	Regina
Sheppard, Ray	3	60	Cornwall
Halkidis, Bob	4	81	London
Rampton, Joey	5	102	Sault Ste. Marie
Gasseau, James	6	123	Drummondville
Wakaluk, Darcy	7	144	Kelowna
Stambert, Orwar	8	165	Djurgardens (Sweden)
McKinnon, Brian	10	207	Ottawa
Delcourt, Grant	11	228	Kelowna
Baker, Sean	12	249	Seattle

1983	RD	NO.	AMATEUR TEAM
Barrasso, Tom	1	5	Acton-Boxboro H.S.
Lacomb, Normand	1	10	Univ. of New Hampshire
Creighton, Adam	1	11	Ottawa
Tucker, John	2	31	Kitchener
Hajdu, Richard	2	34	Kamloops
Puppa, Daren	4	74	Kirkland Lake Intermediates
Meyer, Jaysyn	5	94	Regina
Hofford, James	6	114	Windsor
Ruuttu, Christian	7	134	IFK, Helsinki (Finland)
McSween, Don	8	154	Redford (Mich.) Royals
Hoover, Tim	9	174	Sault Ste. Marie
Ferner, Mark	10	194	Kamloops
Krupp, Uwe	11	214	Kolner (W. Germany)
Hamelin, Marc	12	234	Shawinigan
Salfi, Kermit	12	235	Northwood Prep H.S.

1982	RD	NO.	AMATEUR TEAM
Housley, Phil	1	6	S. St. Paul H.S.
Cyr, Paul	1	9	Victoria
Andrychuk, Dave	1	16	Oshawa
Anderson, Mike	2	26	N. St. Paul H.S.
Johansson, Jens	2	30	Pitea (Sweden)
Jutila, Timo	4	68	Tappara (Finland)
Hamilton, Jeff	4	79	Providence College
Logan, Bob	5	100	West Island
Parker, Jeff	6	111	Mariner H.S.
Gustavsson, Jacob	6	121	Almtuna (Sweden)
Bishop, Alan	7	142	Niagara Falls
Verret, Claude	8	163	Three Rivers
Norman, Rob	9	184	Cornwall
Craig, Mike	10	205	Billings
Plankers, Jim	11	226	Cloquet H.S.

1981	RD	NO.	AMATEUR TEAM
<del>Patrick, Steve</del>	<del>1</del>	<del>20</del>	<del>Brandon</del>
Dudacek, Jiri	1	17	Czechoslovakia
Virta, Hannu	2	38	T.P.S. (Finland)
Aldred, Jim	3	59	Kingston
Chisholm, Colin	3	60	Calgary
Eatough, Jeff	4	80	Cornwall
Wikberg, Anders	4	83	Timra (Sweden)
Eivola, Mauri	5	101	T.P.S. (Finland)
Butorac, Ali	6	122	Ottawa
Leime, Heikki	7	143	T.P.S. (Finland)
Orlando, Gates	8	164	Providence College
Sebek, Venci	9	185	Niagara Falls
Harper, Warren	10	206	Prince Albert

1980	RD	NO.	AMATEUR TEAM
Patrick, Steve	1	20	Brandon
Moller, Mike	2	41	Lethbridge
McKenna, Sean	3	56	Sherbrooke
North, Jay	3	62	Jefferson H.S.
Wiemer, Jim	4	83	Peterborough
Rueter, Dirk	5	104	Sault Ste. Marie
Naud, Daniel	6	125	Sorel
Paavola, Jari	7	146	T.P.S. (Finland)
Cunneyworth, Randy	8	167	Ottawa
Beckon, Dave	9	188	Peterborough
Bader, John	10	209	Irondale H.S.

1979	RD	NO.	AMATEUR TEAM
Ramsey, Mike	1	11	Univ. of Minnesota
Ruff, Lindy	2	32	Lethbridge
Robinson, Mark	3	53	Victoria
Cloutier, Jacques	3	55	Three Rivers
Hamel, Gilles	4	74	Laval
Haworth, Alan	5	95	Sherbrooke
Knickle, Rick	6	116	Brandon

1978	RD	NO.	AMATEUR TEAM
Playfair, Larry	1	13	Portland
McKegney, Tony	2	32	Kingston
McClanahan, Rob	3	49	Univ. of Minnesota
Gazdic, Mike	4	66	Sudbury
Ireland, Randy	5	82	Portland
McGregor, Cam	6	99	Cornwall
Eastman, Dan	7	116	London
Strobel, Eric	8	133	Univ. of Minnesota
O'Sullivan, Eugene	9	150	Calgary

1977	RD	NO.	AMATEUR TEAM
Seiling, Ric	1	14	St. Catharines
Areschenkoff, Ron	2	32	Medicine Hat
Stewart, Bill	4	68	Niagara Falls
Sirois, Richard	5	86	Laval
Ramsey, Wayne	6	104	Brandon

1976	RD	NO.	AMATEUR TEAM
Kowal, Joe	2	33	Hamilton
Maze, Henry	4	69	Edmonton
Roscoe, Ron	5	87	Hamilton
Lemieux, Don	6	105	Three Rivers

1975	RD	NO.	AMATEUR TEAM
Sauve, Bob	1	17	Laval
Breitenbach, Ken	2	35	St. Catharines
Martin, Terry	3	44	London
McAdam, Gary	3	53	St. Catharines
Neeld, Greg	4	71	Calgary
Edwards, Don	5	89	Kitchener
Minor, Jim	6	107	Regina
Rowe, Grant	7	125	Ottawa
Tidey, Alex	8	143	Lethbridge
Whitby, Andy	9	159	Oshawa
Moher, Len	10	174	Notre Dame
1974	RD	NO.	AMATEUR TEAM
Fogolin, Lee	1	11	Oshawa
Gare, Danny	2	29	Calgary
Deziel, Michel	3	47	Sorel
McIntosh, Paul	4	65	Peterborough
Lariviere, Gary	5	83	St. Catharines
Given, David	6	101	Brown Univ.
Noreau, Bernard	7	119	Laval
Constantin, Charles	8	136	Quebec
Jodzio, Rick	9	153	Hamilton
Smith, Derek	10	168	Ottawa
Tsujimoto, Taro	11	183	Tokyo Katanas
Geoffrion, Bob	12	196	Cornwall
1973	RD	NO.	AMATEUR TEAM
Titanic, Morris	1	12	Sudbury
Landry, Jean	2	28	Quebec
Deschamps, Andre	3	44	Quebec
Dupuis, Yvon	4	60	Quebec
Smulders, Bob	5	76	Peterborough
Korzack, Neil	6	92	Peterborough
Young, Bob	7	108	Univ. of Denver
O'Connell, Tim	8	124	Univ. of Vermont
1972	RD	NO.	AMATEUR TEAM
Schoenfeld, Jim	1	5	Niagara Falls
Carriere, Larry	2	25	Loyola Univ. (Montreal)
McMasters, Jim	3	37	Calgary
Campeau, Richard	4	53	Sorel
Gratton, Gilles	5	69	Oshawa
McNab, Peter	6	85	Univ. of Denver
1971	RD	NO.	AMATEUR TEAM
<del>Perreault, Gil</del>	<del>1</del>	<del>1</del>	<del>Montreal</del>
Martin, Richard	1	5	Montreal
Ramsay, Craig	2	19	Peterborough
Hajt, Bill	3	33	Saskatoon
Richer, Robert	4	47	Three Rivers
Warr, Steve	5	61	Clarkson
Duguay, Pierre	6	75	Quebec
1970	RD	NO.	AMATEUR TEAM
Perreault, Gil	1	1	Montreal
Deadmarsh, Butch	2	15	Brandon
Cuddie, Steve	3	29	Toronto
Wyrozub, Randy	4	43	Edmonton
Morton, Mike	5	57	Shawinigan
Keeler, Tim	6	71	Niagara Falls
Regan, Tim	7	84	Boston Univ.
Rombough, Doug	8	97	St. Catharines
Nadeau, Luc	9	107	Drummondville

S in round number refers to the supplemental draft.

## ALL-TIME UNIFORM NUMBERS

- 1 Jacques Cloutier, Don Edwards, Roger Crozier.
- 2 Tim Horton, Jim Watson.
- 3 Grant Ledyard, Calle Johansson, Jim Hofford, Richie Dunn, Hannu Virta, Bill Stewart, Paul McIntosh, Jocelyn Guevrement, Mike Robitaille, Paul Terbenche, Tracy Pratt.
- 4 Uwe Krupp, Steve Dykstra, Jim Korn, Jerry Korab, Timo Jutila, Mark Renaud, John Van Boxmeer, Tracy Pratt, Mike McMahon.
- 5 Mike Ramsey, John Van Boxmeer, Lee Fogolin, Larry Carriere, Larry Hillman, Doug Barrie.
- 6 Phil Housley, Ron Fischer, Jim Schoenfeld, Al Hamilton.
- 7 John Tucker, Dale McCourt, Randy Cunneynorth, Rick Martin, Rene Robert, Cliff Schmutz.
- 8 Doug Bodger, Jim Jackson, Paul Cyr, Richard Hajdu, Don Lever, Dave Fenyves, Bob Mongrain, Real Cloutier, Tony McKegney, Jim Lorentz, Rick Martin, Dick Duff, Butch Deadmarsh, Bill Inglis.
- 9 Scott Arniel, Gilles Hamel, Mike Moller, J.F. Sauve, Rick Dudley, Jacques Richard, Norm Gratton, Rick Martin, Butch Deadmarsh, Danny Lawson, Reggie Fleming.
- 10 Craig Ramsay, Phil Goyette.
- 11 Gil Perreault.
- 12 Rick Vaive, Ken Priestlay, Jody Gage, Sean McKenna, Andre Savard, Gary McAdam, Larry Mickey, Mike Byers, Skip Krake.
- 13 Jim Schoenfeld.
- 14 Mikael Andersson, Mike Moller, Alan Haworth, Rene Robert, Norm Gratton, Don Luce, Rod Zaine, Randy Wyrozub.
- 15 Doug Smith, Chris Langevin, Adam Creighton, Geordie Robertson, Yvon Lambert, Rob McClanahan, Mike Boland, Gary McAdam, Michel Deziel, Bryan McSheffrey, Gerry Meehan.
- 16 Mike Donnelly, Paul Brydges, Ric Seiling, Derek Smith, Peter McNab, Real Lemieux, Randy Wyrozub, Ron Anderson, Butch Deadmarsh.
- 17 Mike Foligno, Gilles Hamel, John Gould, Rick Dudley, Derek Smith, Fred Stanfield, Bob Richer, Floyd Smith.
- 18 Bob Halkidis, Paul Cyr, Gilles Hamel, Danny Gare, Paul Terbenche, Kevin O'Shea.
- 19 Kevin Maguire, Doug Trapp, Bob Halkidis, Jim Wiemer, Sean McKenna, Jeff Eatough, Randy Cunneynorth, Derek Smith, Alex Tidey, Morris Titanic, Fred Stanfield, Steve Atkinson, Francois Lacombe, Brian Perry.
- 20 Mike Hartman, Don Lever, Brent Peterson, Kai Suikkanen, Don Luce, Dick Duff, Brian McDonald.
- 21 Christian Ruutu, Richie Dunn, Claude Verret, J.F. Sauve, Dave Schultz, Ron Schock, Brian Spencer, Ron Busniuk, John Gould, Hugh Harris, Terry Ball, Larry Mickey, Larry Keenan, Paul Andrea, Jean-Guy Lagace.
- 22 Rick Vaive, Lindy Ruff, Jocelyn Guevrement, Peter McNab, Doug Rombough, Ray McKay, Rod Zaine, Don Marshall.
- 23 Ray Sheppard, Gates Orlando, Kai Suikkanen, Ron Fischer, Hannu Virta, Sean McKenna, Bob Hess, Randy Cunneynorth, Mike Ramsey, Ken Breitenbach, Larry Carriere, Joe Noris, Eddie Shack, John Gould, Rene Robert, Paul Terbenche.
- 24 Steve Smith, Ed Hospodar, Bill Hajt, Gary Bromley, Peter McNab, Randy Wyrozub, John Gould, Ron Buzniuk, Chris Evans, Ray McKay, Jean-Guy Talbot, Butch Deadmarsh.
- 25 Dave Andreychuk, Mal Davis, Jere Gillis, Bob Mongrain, Terry Martin, Craig Ramsay, Hap Myers, Brian Perry.
- 26 Darrin Shannon, Richie Dunn, Bob Logan, Phil Russell, Pat Hughes, Dave Maloney, Steve Patrick, Val James, Ken Breitenbach, Alex Tidey, Derek Smith, Randy Wyrozub, Larry Keenan.
- 27 Larry Playfair, Joe Reekie, Wilf Paiement, Joe Kowal, Tim Regan.
- 28 Mark Ferner, Jeff Parker, Tom Kurvers, Brian Engblom, Richard Hajdu, Paul Gardner, Bob Sauve, Ron Fischer, Jim Walsh, Gary Bromley, Rocky Farr, Dave Dryden, Terry Ball.
- 29 Jeff Parker, Richie Dunn, Mark Ferner, Jeff Parker, Mal Davis, Dave Andreychuk, Jacques Cloutier, Val James, Mike Moller, Don Edwards, Gary Bromley.
- 30 Clint Malarchuk, Tom Barrasso, Paul Harrison, Jari Paavola, Val James, Randy Ireland, Gerry Desjardins, Rocky Farr, Dave Dryden, Joe Daley.
- 31 Daren Puppa, Joe Reekie, Dave Fenyves, Jim Weaver, Al Smith.
- 32 Scott Metcalfe, Don McSween, Norm Lacombe, Bob Mongrain, Gary McAdam, Wayne Ramsey.
- 33 Benoit Hogue, Jody Gage, Lee Fogolin, Jim Hofford, Phil Myre.
- 34 Darren Eliot, Scott Metcalfe, Kenton Rein, Jim Korn, Adam Creighton.
- 35 Darcy Wakaluk, Daren Puppa, Mike Craig.
- 36 Jan Ludvig.
- 37 Shawn Anderson.
- 38 Adam Creighton.
- 39 Trent Kaese, Clark Gillies.
- 40 Larry Playfair, Uwe Krupp.
- 42 Brad Miller, Steve Dykstra.
- 44 Brad Miller, Jerry Korab.
- 55 Joe Reekie.
- 56 Ken Priestlay.
- 65 Mark Napier.
- 77 Pierre Turgeon.
- 80 Clark Gillies.

## AWARDS WON BY SABRES

- 1988-89** Selected to *NHL's Wales Conference for All-Star Game*: Phil Housley
- 1987-88** Selected to *NHL's Wales Conference Team for All-Star Game*: Christian Ruuttu  
 Selected as the *NHL's Player of the Month*: Tom Barrasso (January, 1988)  
 Selected as the *NHL's Rookie of the Month*: Ray Sheppard (February, 1988)
- 1986-87** Selected to *NHL's All-Star Team for Rendez-Vous '87*: Mike Ramsey
- 1985-86** Selected to *NHL's Wales Conference Team in All-Star Game*: Mike Ramsey
- 1984-85** Selke Award: Craig Ramsay  
 Jennings Trophy: Tom Barrasso and Bob Sauve  
 Official NHL Second Team All-Star Goaltender: Tom Barrasso  
 Selected to *NHL's Wales Conference Team in All-Star Game*: Tom Barrasso (30 MIN, 2 GA), Bill Hajt (did not play due to injury), Mike Ramsey
- 1983-84** Vezina Trophy: Tom Barrasso  
 Calder Trophy: Tom Barrasso  
 Official NHL All-Star First Team Goaltender: Tom Barrasso  
 Elected to Hall of Fame: Punch Imlach  
 Official NHL All-Rookie Team Goaltender: Tom Barrasso  
 Selected to *NHL's Wales Conference Team in All-Star Game*: Gil Perreault, Phil Housley (one assist)
- 1982-83** Official NHL All-Rookie Team Defenseman: Phil Housley
- 1981-82** Selected to *NHL's Wales Conference Team in All-Star Game*: Mike Ramsey  
 Selected to *NHL's Wales Conference Team in All-Star Game*: John Van Boxmeer (did not play due to injury), Mike Ramsey
- 1980-81** Selected to *NHL's Wales Conference Team in All-Star Game*: Danny Gare, Bill Hajt (did not play due to injury)  
 Coach of the *NHL's Wales Conference Team in All-Star Game*: Scott Bowman
- 1979-80** Vezina Trophy: Don Edwards and Bob Sauve  
 Official NHL All-Star Second Team Goaltender: Don Edwards  
 Official NHL All-Star Second Team Defenseman: Jim Schoenfeld  
 Official NHL All-Star Second Team Right Wing: Danny Gare  
 Selected to *NHL's Wales Conference Team in All-Star Game*: Gil Perreault (one assist), Danny Gare, Jim Schoenfeld, Don Edwards
- 1978-79** Selected to *NHL Challenge Cup All-Star Team*: Gil Perreault (one goal, one assist), Jim Schoenfeld
- 1977-78** Official NHL All-Star Second Team Goaltender: Don Edwards  
 Elected to *NHL Hall of Fame*: Marcel Pronovost  
 Selected to *NHL's Wales Conference Team in All-Star Game*: Gil Perreault (one goal), Rick Martin (game-winning goal in overtime)
- 1976-77** Official NHL All-Star Second Team Left Winger: Rick Martin  
 Official NHL All-Star Second Team Center: Gil Perreault  
 Elected to *NHL Hall of Fame*: Tim Horton  
 Charlie Conacher Memorial Trophy: Jim Lorentz  
 Selected to *NHL's Wales Conference Team in All-Star Game*: Gerry Desjardins (29 MIN, 2 GA), Gil Perreault (one assist), Rick Martin (two goals), Jim Schoenfeld
- 1975-76** Most Valuable Player in All-Star Game: Rick Martin  
 Official NHL All-Star Second Team Left Winger: Rick Martin  
 Official NHL All-Star Second Team Center: Gil Perreault  
 Selected to *NHL's Wales Conference Team in All-Star Game*: Rick Martin (one goal, two assists), Jerry Korab, Craig Ramsay  
 Coach of the *NHL's Wales Conference Team in All-Star Game*: Floyd Smith
- 1974-75** Official NHL All-Star First Team Left Winger: Rick Martin  
 Official NHL All-Star Second Team Right Winger: Rene Robert  
 Bill Masterton Trophy: Don Luce  
 Selected to *NHL's Wales Conference Team in All-Star Game*: Rick Martin (one assist), Rene Robert, Gil Perreault, Jerry Korab, Don Luce (one goal)
- 1973-74** Official NHL All-Star First Team Left Winger: Rick Martin  
 Selected to *NHL's East Division Team in All-Star Game*: Rick Martin, Dave Dryden (30 MIN, 5 GA), Gil Perreault
- 1972-73** Lady Byng Trophy: Gil Perreault  
 Selected to *NHL's East Division Team in All-Star Game*: Rick Martin, Rene Robert (one goal)
- 1971-72** Selected to *NHL's East Division Team in All-Star Game*: Rick Martin, Gil Perreault
- 1970-71** Calder Trophy: Gil Perreault  
 Selected to *NHL's East Division Team in All-Star Game*: Gil Perreault

## OTHER AWARDS

**Frank Eddolls Memorial Trophy** - Named in honor of the former Buffalo Bisons' coach and NHL defenseman. It is presented to the most popular player as selected by the members of the Buffalo Sabres' Booster Club.

1988-89 - Mike Foligno	1981-82 - Jean Francois Sauve	1974-75 - Craig Ramsay
1987-88 - Mike Foligno	1980-81 - Danny Gare	1973-74 - Rick Martin
1986-87 - Mike Foligno	1979-80 - Derek Smith	1972-73 - Gil Perreault
1985-86 - Mike Foligno	1978-79 - Craig Ramsay	1971-72 - Gil Perreault
1984-85 - Mike Foligno	1977-78 - Don Edwards	1970-71 - Gil Perreault
1983-84 - Mike Ramsey	1976-77 - Andre Savard	
1982-83 - Mike Ramsey	1975-76 - Danny Gare	

**Wayne Larkin Memorial Trophy** - Named in honor of the former Buffalo Bisons' winger. It is presented to the most valuable player as voted by his teammates.

1988-89 - Phil Housley	1981-82 - Don Edwards	1975-76 - Danny Gare
1987-88 - Tom Barrasso	1980-81 - Danny Gare	1974-75 - Rene Robert
1986-87 - Mike Ramsey	1979-80 - Danny Gare	1973-74 - Rick Martin
1985-86 - Mike Foligno	1978-79 - Craig Ramsay	1972-73 - Tim Horton
1984-85 - Tom Barrasso	1977-78 - Don Edwards	1971-72 - Roger Crozier
1983-84 - Gil Perreault	1976-77 - Gerry Desjardins	1970-71 - Gil Perreault
1982-83 - Mike Ramsey		

**Tim Horton Memorial Award** - Named in honor of the late Sabres' defenseman. It is presented to the player whose performance is far superior to the public recognition he has received, and it is based on a vote of the Booster Club Board of Directors' and members of the local sports media. (Known as the Unsung Hero Award before 1975)

1988-89 - Mark Napier	1981-82 - Mike Ramsey	1974-75 - Bill Hajt
1987-88 - Scott Arniel	1980-81 - Andre Savard	1973-74 - Craig Ramsay
1986-87 - Scott Arniel	1979-80 - Bill Hajt	1972-73 - Jim Lorentz
1985-86 - Mike Ramsey	1978-79 - Ric Seiling	1971-72 - Don Luce
1984-85 - Dave Fenyves	1977-78 - Gary McAdam	1970-71 - Gerry Meehan
1983-84 - Ric Seiling	1976-77 - Jim Lorentz	
1982-83 - Brent Peterson	1975-76 - Brian Spencer	

**Fred T. Hunt Memorial Trophy** - Named in honor of the late Buffalo Sabres' Assistant General Manager and former player, coach and general manager of the Buffalo Bisons. It is presented to the outstanding rookie as selected by the Booster Club Board of Directors and members of the local sports media.

1988-89 - Benoit Hogue	1984-85 - John Tucker	1980-81 - Alan Haworth
1987-88 - Ray Sheppard	1983-84 - Tom Barrasso	1979-80 - Lindy Ruff
1986-87 - Christian Ruuttu	1982-83 - Phil Housley	1978-79 - Bill Stewart
1985-86 - Steve Dykstra	1981-82 - Jean Francois Sauve	1977-78 - Don Edwards

**The Star of Stars Trophy** - Presented to the player with the most consistent performance in home games as reflected in the Three Star selections.

1988-89 - Phil Housley	1982-83 - Phil Housley	1976-77 - Gil Perreault
1987-88 - Tom Barrasso	1981-82 - Ric Seiling	1975-76 - Craig Ramsay
1986-87 - Mike Foligno & Phil Housley	1980-81 - Danny Gare	1974-75 - Rene Robert
	1979-80 - Gil Perreault	1973-74 - Rick Martin
1985-86 - Mike Foligno	1978-79 - Rick Martin	1972-73 - Gil Perreault
1984-85 - Gil Perreault	1977-78 - Don Edwards	1971-72 - Roger Crozier
1983-84 - Gil Perreault		

**The Punch Imlach Memorial Award** - Named after the late General Manager and Coach of the Sabres. It is presented to the player who displays dedication and leadership in the winning tradition which Punch Imlach brought to the Sabres' organization and to professional hockey.

1988-89 - Mark Napier	1987-88 - Mike Ramsey
-----------------------	-----------------------

## SABRES' CAREER LEADERS

<b>Games Played</b>	<b>Total</b>	<b>Hat Tricks</b>	<b>Total</b>
Gil Perreault	1191	Rick Martin	21
Craig Ramsay	1070	Gil Perreault	18
Bill Hajt	854	Danny Gare	10
Don Luce	766	Mike Foligno	5
Rick Martin	681	Rene Robert	5
Mike Ramsey	668	Dave Andreychuk	5
Ric Seiling	664	Andre Savard	4
Lindy Ruff	608	Craig Ramsay	3
Jim Schoenfeld	584	Jim Lorentz	3
Larry Playfair	573	Gerry Meehan	3
		Eddie Shack	3
		Mike Foligno	4
<b>Goals</b>	<b>Total</b>	<b>Power Play Goals</b>	<b>Total</b>
Gil Perreault	512	Gil Perreault	128
Rick Martin	382	Rick Martin	112
Danny Gare	267	Dave Andreychuk	74
Craig Ramsay	252	Danny Gare	66
Mike Foligno	228	Mike Foligno	58
Rene Robert	222	Phil Housley	53
Don Luce	216	Rene Robert	53
Dave Andreychuk	202	Jim Lorentz	46
Ric Seiling	176	John Tucker	37
Phil Housley	157	Tony McKegney	28
<b>Assists</b>	<b>Total</b>	<b>Shutouts</b>	<b>Total</b>
Gil Perreault	814	Don Edwards	14
Craig Ramsay	420	Tom Barrasso	13
Rene Robert	330	Roger Crozier	10
Phil Housley	320	Bob Sauve	7
Rick Martin	313	Dave Dryden	5
Don Luce	310	Gerry Desjardins	5
Dave Andreychuk	266	Gary Bromley	4
Mike Foligno	234	Daren Puppia	2
Danny Gare	233	Joe Daley	1
Jerry Korab	216	Jacques Cloutier	1
		Clint Malarchuk	1
<b>Points</b>	<b>Total</b>	<b>Game-Winning Goals</b>	<b>Total</b>
Gil Perreault	1326	Gil Perreault	81
Rick Martin	695	Rick Martin	47
Craig Ramsay	672	Mike Foligno	42
Rene Robert	552	Danny Gare	35
Don Luce	526	Rene Robert	32
Danny Gare	500	Craig Ramsay	32
Phil Housley	477	Don Luce	30
Dave Andreychuk	468	Jim Lorentz	25
Mike Foligno	462	Ric Seiling	23
Ric Seiling	376	Dave Andreychuk	23

### SABRE FACT

The Sabres had 30 more short-handed situations than they did power-plays in 1988-89.

<b>Penalty Minutes</b>	<b>Total</b>	<b>Goalie Games</b>	<b>Total</b>
Larry Playfair	1,390	Don Edwards	307
Mike Foligno	1,309	Tom Barrasso	266
Lindy Ruff	1,126	Bob Sauve	246
Jim Schoenfeld	1,025	Roger Crozier	202
Jerry Korab	870	Jacques Cloutier	144
Mike Ramsey	744	Dave Dryden	120
Danny Gare	686	Gerry Desjardins	116
Ric Seiling	524	Daren Puppia	64
Gil Perreault	500	Gary Bromley	63
Rick Martin	475	Joe Daley	38
Mike Hartman	475		
<b>Short-Handed Goals</b>	<b>Total</b>	<b>Goalie Minutes</b>	<b>Total</b>
Craig Ramsay	27	Don Edwards	17,969
Don Luce	21	Tom Barrasso	15,463
Ric Seiling	9	Bob Sauve	14,063
Gil Perreault	8	Roger Crozier	10,980
Gilles Hamel	8	Jacques Cloutier	7,442
Andre Savard	7	Gerry Desjardins	6,802
Scott Arniel	5	Dave Dryden	6,440
Bill Hajt	4	Daren Puppia	3,368
Jerry Korab	3	Gary Bromley	2,334
Phil Housley	3	Joe Daley	2,073
<b>Game-Tying Goals</b>	<b>Total</b>	<b>Goalie Wins</b>	<b>Total</b>
Danny Gare	21	Don Edwards	156
Rick Martin	20	Tom Barrasso	124
Gil Perreault	16	Bob Sauve	119
Craig Ramsay	15	Roger Crozier	74
Rene Robert	10	Gerry Desjardins	66
Don Luce	10	Jacques Cloutier	50
Gerry Meehan	7	Dave Dryden	43
Ric Seiling	6	Gary Bromley	29
Larry Playfair	6	Daren Puppia	28
Mike Foligno	6	Joe Daley	16
<b>Shots</b>	<b>Total</b>	<b>Empty Net Goals Allowed</b>	<b>Total</b>
Gil Perreault	2,837	Tom Barrasso	17
Rick Martin	2,192	Don Edwards	13
Don Luce	1,562	Roger Crozier	11
Rene Robert	1,481	Dave Dryden	8
Danny Gare	1,480	Bob Sauve	8
Craig Ramsay	1,479	Jacques Cloutier	7
Phil Housley	1,409	Rocky Farr	2
Mike Foligno	1,315	Joe Daley	2
Dave Andreychuk	1,275	Gary Bromley	2
Ric Seiling	1,122	Gerry Desjardins	2

### SABRE FACT

The Sabres have had a better than .500 record in their last two seasons despite allowing more goals than they have scored. They are only the second team in NHL history to do this. (The other team was the New York Rangers of 1934-35 and 1935-36.)

## SABRES' ONE-SEASON LEADERS

### **Most Goals in a Season**

Danny Gare - 1979-80 - 56  
 Rick Martin - 1973-74 - 52  
 Rick Martin - 1974-75 - 52  
 Danny Gare - 1975-76 - 50  
 Rick Martin - 1975-76 - 49  
 Danny Gare - 1980-81 - 46  
 Rick Martin - 1979-80 - 45  
 Rick Martin - 1971-72 - 44  
 Gil Perreault - 1975-76 - 44  
 Gil Perreault - 1977-78 - 41  
 Mike Foligno - 1985-86 - 41

### **Most Assists in a Season**

Gil Perreault - 1975-76 - 69  
 Gil Perreault - 1979-80 - 66  
 Gil Perreault - 1972-73 - 60  
 Rene Robert - 1974-75 - 60  
 Gil Perreault - 1983-84 - 59  
 Gil Perreault - 1978-79 - 58  
 Gil Perreault - 1974-75 - 57  
 Gil Perreault - 1976-77 - 56  
 John Van Boxmeer - 1981-82 - 54  
 Pierre Turgeon - 1988-89 - 54

### **Most Points in a Season**

Gil Perreault - 1975-76 - 113  
 Gil Perreault - 1979-80 - 106  
 Rene Robert - 1974-75 - 100  
 Gil Perreault - 1974-75 - 96  
 Rick Martin - 1974-75 - 95  
 Gil Perreault - 1976-77 - 95  
 Gil Perreault - 1983-84 - 90  
 Danny Gare - 1979-80 - 89  
 Gil Perreault - 1977-78 - 89  
 Gil Perreault - 1972-73 - 88  
 Pierre Turgeon - 1988-89 - 88

### **Most Penalty Minutes in a Season**

Mike Hartman - 1988-89 - 316  
 Larry Playfair - 1981-82 - 258  
 Kevin Maguire - 1988-89 - 241  
 Mike Foligno - 1987-88 - 220  
 Larry Playfair - 1983-84 - 209  
 Lindy Ruff - 1981-82 - 194  
 Jerry Korab - 1974-75 - 184  
 Jim Schoenfeld - 1974-75 - 184  
 Larry Playfair - 1982-83 - 180  
 Steve Dykstra - 1986-87 - 179  
 Tracy Pratt - 1970-71 - 179  
 Lindy Ruff - 1987-88 - 179

### **Best Plus/Minus in a Season (40 Games)**

Don Luce - 1974-75 - +61  
 Jim Schoenfeld - 1979-80 - +60  
 Craig Ramsay - 1974-75 - +51  
 Danny Gare - 1979-80 - +49  
 Bill Hajt - 1974-75 - +47  
 Jocelyn Guevremont - 1975-76 - +47  
 Craig Ramsay - 1975-76 - +44  
 Jerry Korab - 1974-75 - +41  
 Danny Gare - 1974-75 - +40  
 Jim Schoenfeld - 1975-76 - +40  
 Tony McKegney - 1979-80 - +40  
 John Van Boxmeer - 1979-80 - +40

### **Most Power Play Goals in a Season**

Rick Martin - 1974-75 - 21  
 Rick Martin - 1971-72 - 19  
 Pierre Turgeon - 1988-89 - 19  
 Rick Martin - 1975-76 - 18  
 Danny Gare - 1979-80 - 17  
 Danny Gare - 1980-81 - 15  
 Dave Andreychuk - 1987-88 - 15  
 Ray Sheppard - 1987-88 - 15  
 Gil Perreault - 1970-71 - 14  
 Rene Robert - 1974-75 - 14  
 Gil Perreault - 1975-76 - 14  
 Yvon Lambert - 1981-82 - 14  
 Dave Andreychuk - 1984-85 - 14

### **Most Game-Winning Goals in a Season**

Danny Gare - 1979-80 - 11  
 Gil Perreault - 1976-77 - 9  
 Gil Perreault - 1974-75 - 8  
 Gil Perreault - 1972-73 - 7  
 Gil Perreault - 1973-74 - 7  
 Craig Ramsay - 1974-75 - 7  
 Rick Martin - 1975-76 - 7  
 Gil Perreault - 1977-78 - 7  
 Don Luce - 1978-79 - 7  
 Danny Gare - 1980-81 - 7  
 Gil Perreault - 1983-84 - 7  
 Dave Andreychuk - 1983-84 - 7  
 Mike Foligno - 1987-88 - 7

### **Most Shots in a Season**

Rick Martin - 1975-76 - 327  
 Rick Martin - 1973-74 - 320  
 Danny Gare - 1975-76 - 303  
 Rick Martin - 1974-75 - 301  
 Rick Martin - 1972-73 - 299  
 Danny Gare - 1974-75 - 274  
 Rene Robert - 1975-76 - 273  
 Danny Gare - 1979-80 - 270  
 Rick Martin - 1971-72 - 266  
 Rene Robert - 1972-73 - 265  
 Danny Gare - 1977-78 - 265

### **Most Short-Handed Goals in a Season**

Don Luce - 1974-75 - 8  
 Craig Ramsay - 1974-75 - 7  
 Craig Ramsay - 1977-78 - 5  
 Don Luce - 1980-81 - 4  
 10 players tied with 3 each

### **Most Game-Tying Goals in a Season**

Danny Gare - 1977-78 - 6  
 Danny Gare - 1978-79 - 4  
 Danny Gare - 1975-76 - 4  
 Rick Martin - 1971-72 - 4  
 12 players tied with 3 each

### **Best Shooting Percentage (50+ Games)**

Peter McNab - 1974-75 - 24.4  
 Yvon Lambert - 1981-82 - 23.1  
 Craig Ramsay - 1978-79 - 23.0  
 Kevin Maguire - 1988-89 - 22.9  
 Gil Perreault - 1979-80 - 22.2  
 Ray Sheppard - 1987-88 - 22.0  
 Craig Ramsay - 1980-81 - 21.8  
 Gil Perreault - 1977-78 - 21.4  
 Ric Seiling - 1980-81 - 21.4  
 Dave Andreychuk - 1983-84 - 21.3

### **Most Games by a Goalie**

Don Edwards - 1977-78 - 72  
 Roger Crozier - 1971-72 - 63  
 Don Edwards - 1981-82 - 62  
 Tom Barrasso - 1985-86 - 60  
 Gerry Desjardins - 1975-76 - 55  
 Don Edwards - 1978-79 - 54  
 Bob Sauve - 1982-83 - 54  
 Tom Barrasso - 1984-85 - 54  
 Tom Barrasso - 1987-88 - 54  
 Dave Dryden - 1973-74 - 53

### **Most Minutes by a Goalie**

Don Edwards - 1977-78 - 4,209  
 Roger Crozier - 1971-72 - 3,654  
 Tom Barrasso - 1985-86 - 3,561  
 Don Edwards - 1981-82 - 3,500  
 Gerry Desjardins - 1975-76 - 3,280  
 Tom Barrasso - 1984-85 - 3,248  
 Don Edwards - 1978-79 - 3,160  
 Tom Barrasso - 1987-88 - 3,133  
 Bob Sauve - 1982-83 - 3,110  
 Dave Dryden - 1973-74 - 2,987

### **Most Wins by a Goalie**

Don Edwards - 1977-78 - 38  
 Gerry Desjardins - 1976-77 - 31  
 Gerry Desjardins - 1975-76 - 29  
 Tom Barrasso - 1985-86 - 29  
 Don Edwards - 1979-80 - 27  
 Gary Bromley - 1974-75 - 26  
 Don Edwards - 1978-79 - 26  
 Don Edwards - 1981-82 - 26  
 Tom Barrasso - 1983-84 - 26  
 Bob Sauve - 1982-83 - 25  
 Tom Barrasso - 1984-85 - 25  
 Tom Barrasso - 1987-88 - 25

### **Most Losses by a Goalie**

Roger Crozier - 1971-72 - 34  
 Tom Barrasso - 1985-86 - 24  
 Don Edwards - 1981-82 - 23  
 Tom Barrasso - 1986-87 - 23  
 Roger Crozier - 1970-71 - 20  
 Dave Dryden - 1973-74 - 20  
 Bob Sauve - 1982-83 - 20  
 Jacques Cloutier - 1986-87 - 19  
 Don Edwards - 1978-79 - 18  
 Tom Barrasso - 1984-85 - 18  
 Tom Barrasso - 1987-88 - 18

### **Best Save Percentage (25 Game Minimum)**

Dave Dryden - 1972-73 - .908  
 Don Edwards - 1977-78 - .906  
 Roger Crozier - 1972-73 - .905  
 Roger Crozier - 1971-72 - .902  
 Roger Crozier - 1970-71 - .901  
 Gerry Desjardins - 1976-77 - .900  
 Bob Sauve - 1979-80 - .900  
 Don Edwards - 1976-77 - .899  
 Don Edwards - 1978-79 - .899  
 Joe Daley - 1970-71 - .897  
 Don Edwards - 1980-81 - .897

### **Lowest Goals Against Average in a Season (25 game minimum)**

Bob Sauve - 1979-80 - 2.36  
 Don Edwards - 1976-77 - 2.51  
 Don Edwards - 1979-80 - 2.57  
 Gerry Desjardins - 1976-77 - 2.63  
 Don Edwards - 1977-78 - 2.64  
 Dave Dryden - 1972-73 - 2.65  
 Tom Barrasso - 1984-85 - 2.66  
 Roger Crozier - 1972-73 - 2.76  
 Tom Barrasso - 1983-84 - 2.84  
 Gerry Desjardins - 1975-76 - 2.94



**Most Goals by a Rookie**

Rick Martin - 1971-72 - 44  
 Gil Perreault - 1970-71 - 38  
 Ray Sheppard - 1987-88 - 38  
 Danny Gare - 1974-75 - 31  
 John Tucker - 1984-85 - 22  
 Peter McNab - 1974-75 - 22  
 Christian Ruutu - 1986-87 - 22  
 Steve Atkinson - 1970-71 - 20  
 Ric Seiling - 1977-78 - 19  
 Phil Housley - 1982-83 - 19  
 J.F. Sauve - 1980-81 - 19

**Most Assists by a Rookie**

Phil Housley - 1982-83 - 47  
 Christian Ruutu - 1986-87 - 43  
 Calle Johansson - 1987-88 - 38  
 J.F. Sauve - 1981-82 - 36  
 Gil Perreault - 1970-71 - 34  
 Danny Gare - 1974-75 - 31  
 Benoit Hogue - 1988-89 - 30  
 Rick Martin - 1971-72 - 30  
 Pierre Turgeon - 1987-88 - 28  
 Ray Sheppard - 1987-88 - 27  
 John Tucker - 1984-85 - 27

**Most Points by a Rookie**

Rick Martin - 1971-72 - 74  
 Gil Perreault - 1970-71 - 72  
 Phil Housley - 1982-83 - 66  
 Ray Sheppard - 1987-88 - 65  
 Christian Ruutu - 1986-87 - 65  
 Danny Gare - 1974-75 - 62  
 J.F. Sauve - 1981-82 - 55  
 John Tucker - 1984-85 - 49  
 Benoit Hogue - 1988-89 - 44  
 Peter McNab - 1974-75 - 43

**Most Penalty Minutes by a Rookie**

Jim Schoenfeld - 1972-73 - 178  
 Doug Barrie - 1970-71 - 168  
 Kevin Maguire - 1987-88 - 162  
 Benoit Hogue - 1988-89 - 120  
 Bob Halkidis - 1985-86 - 115  
 Steve Dykstra - 1985-86 - 108  
 Bill Stewart - 1978-79 - 101  
 Mike Hartman - 1987-88 - 90  
 Joe Reekie - 1986-87 - 82  
 Jeff Parker - 1988-89 - 82  
 Danny Gare - 1974-75 - 75

**SABRES' ONE-SEASON LEADERS (DEFENSEMEN)****Most Goals**

Player	Year	No.
Phil Housley	1987-88	29
Phil Housley	1988-89	26
Phil Housley	1983-84	24
Phil Housley	1986-87	21
John Van Boxmeer	1980-81	18
John Van Boxmeer	1981-82	14
Jerry Korab	1976-77	14
Hannu Virta	1982-83	13
Jerry Korab	1975-76	13
Jerry Korab	1974-75	12
Jocelyn Guevremont	1975-76	12

**Most Assists**

Player	Year	No.
John Van Boxmeer	1981-82	54
John Van Boxmeer	1980-81	51
Phil Housley	1986-87	46
Jerry Korab	1974-75	44
Phil Housley	1988-89	44
Richie Dunn	1980-81	42
Doug Bodger	1988-89	40
Phil Housley	1983-84	40
John Van Boxmeer	1979-80	40
Jerry Korab	1978-79	40
Jocelyn Guevremont	1975-76	40

**Most Points**

Player	Year	No.	Player	Year	No.
Phil Housley	1988-89	70	Phil Housley	1983-84	64
John Van Boxmeer	1980-81	69	Jerry Korab	1974-75	56
John Van Boxmeer	1981-82	68	Jocelyn Guevremont	1976-77	52
Phil Housley	1986-87	67	John Van Boxmeer	1979-80	51
Phil Housley	1987-88	66	Jerry Korab	1978-79	51

**SABRE FACT**

The 1985-86 Sabres are one of 12 teams in NHL history to miss the playoffs despite having a .500 of better record.

**REGULAR SEASON OVERTIME GOALS IN SABRES' GAMES**

Date	Opponent	Scorer	Score	Time
Oct. 26, 1983	Detroit	Steve Yzerman	6-5 Det	4:38
Nov. 16, 1983	Winnipeg	Mike Ramsey	6-5 Buf	0:17
Feb. 8, 1984	Pittsburgh	Dave Andreychuk	6-5 Buf	0:31
Feb. 17, 1984	Minnesota	Dave Andreychuk	5-4 Buf	1:31
Feb. 21, 1984	Philadelphia	Phil Housley	5-4 Buf	4:09
Mar. 11, 1984	Hartford	Mike Foligno	4-3 Buf	1:53
Oct. 13, 1984	Toronto	Jim Benning	4-3 Tor	2:41
Feb. 15, 1985	Montreal	Mats Naslund	4-3 Mtl	2:31
Mar. 24, 1985	Boston	Dave Reid	4-3 Bos	0:56
Nov. 30, 1985	Toronto	Steve Thomas	3-2 Tor	0:26
Jan. 17, 1986	Montreal	Gates Orlando	5-4 Buf	1:11
Mar. 11, 1986	St. Louis	Charlie Bourgeois	3-2 StL	2:04
Oct. 22, 1986	Pittsburgh	Randy Cunneynworth	5-4 Pit	2:30
Nov. 12, 1986	N.Y. Rangers	Walt Poddubny	2-1 NYR	2:01
Dec. 20, 1986	Toronto	Steve Thomas	5-4 Tor	4:55
Jan. 8, 1987	Minnesota	Brian Bellows	5-4 Min	1:05
Jan. 18, 1987	Edmonton	Scott Arniel	6-5 Buf	1:49
Feb. 14, 1988	Chicago	Steve Thomas	4-3 Chi	3:48
Oct. 9, 1988	Philadelphia	Ron Sutter	4-3 Phi	2:44
Nov. 13, 1988	Edmonton	Esa Tikkanen	5-4 Edm	3:25
Nov. 25, 1988	Chicago	Phil Housley	5-4 Buf	3:15
Dec. 3, 1988	Montreal	Guy Carbonneau	3-2 Mtl	4:22
Jan. 4, 1989	Hartford	Kevin Dineen	5-4 Hfd	3:19
Jan. 21, 1989	Boston	Pierre Turgeon	6-5 Buf	3:58

**All-Time Record in Overtime:** 9-15-53

**Sabres' Overtime Goal Scorers**

Dave Andreychuk - 2  
 Phil Housley - 2  
 Mike Ramsey - 1  
 Mike Foligno - 1  
 Gates Orlando - 1  
 Scott Arniel - 1  
 Pierre Turgeon - 1

**SABRE FACT**

The Sabres lost 334 man-games to injury in 1988-89. The last two seasons have been the team's most injury-filled in the last 13. The yearly totals are as follows:

1988-89 - 334	1981-82 - 108
1987-88 - 390	1980-81 - 160
1986-87 - 192	1979-80 - 45
1985-86 - 279	1978-79 - 187
1984-85 - 155	1977-78 - 233
1983-84 - 145	1976-77 - 93
1982-83 - 123	

## TOP 10 WINS IN SABRES' HISTORY

Date	Opponent	Score	Margin
12-21-75	Washington	14-2	12
2-25-78	Cleveland	13-3	10
3-19-81	Toronto	14-4	10
2-7-80	Pittsburgh	9-0	9
3-27-80	Detroit	10-1	9
12-7-80	Pittsburgh	10-1	9
11-13-83	Calgary	11-2	9
3-16-75	Toronto	11-3	8
10-22-75	N.Y. Rangers	9-1	8
1-27-80	Los Angeles	9-1	8
4-5-80	Pittsburgh	9-1	8
3-4-83	Pittsburgh	10-2	8

## TOP 10 LOSSES IN SABRES' HISTORY

Date	Opponent	Score	Margin
11-7-70	Montreal	11-2	9
3-13-71	St. Louis	9-0	9
10-10-81	Montreal	9-0	9
12-22-87	Boston	9-0	9
11-9-88	Calgary	9-0	9
12-6-88	Hartford	9-0	9
11-18-87	Hartford	9-1	8
12-16-82	Boston	8-1	7
12-18-71	Toronto	8-1	7
1-6-77	Montreal	9-2	7
3-28-78	Detroit	7-0	7
12-2-78	Montreal	8-1	7
10-8-83	Quebec	9-2	7
11-18-83	Edmonton	7-0	7
12-13-86	Quebec	7-0	7

## SABRES' EMPTY NET GOALS - 1988-89 SEASON

By Sabres	88-89	87-88	86-87
Rick Vaive	2	0	0
Christian Ruuttu	1	1	0
John Tucker	1	0	0
Pierre Turgeon	1	0	0
Phil Housley	0	2	0
Lindy Ruff	0	1	0
Mikael Andersson	0	1	0
Mike Ramsey	0	1	0
Gil Perreault	0	0	1
Wilf Paiement	0	0	1
By Opponents	4	4	5

## SABRES' TEAM GAME RECORDS

**Most Goals For:** 14 (14-4 vs. Toronto on Mar. 19, 1981; 14-2 vs. Washington on Dec. 21, 1975)

**Most Goals Against:** 11 (11-2 at Montreal on Nov. 7, 1970)

**Most Goals - Buffalo and Opponent:** 18 (14-4 win vs. Toronto on Mar. 19, 1981)

**Greatest Winning Margin:** 12 (14-2 win vs. Washington on Dec. 21, 1975)

**Greatest Losing Margin:** 9 (9-0 loss at Hartford on Dec. 6, 1988; 9-0 loss at Calgary on

Nov. 5, 1988; 9-0 loss at Boston on Dec. 22, 1987; 9-0 loss at Montreal on Oct. 10, 1981; 9-0 loss at St. Louis on Mar. 13, 1971; 11-2 loss at Montreal on Nov. 7, 1970.)

**Highest Tie Score:** 7-7 (at Montreal on Oct. 26, 1982; at St. Louis on Oct. 28, 1978)

**Lowest Tie Score:** 0-0 (vs. Montreal on Oct. 15, 1986; at Quebec on Feb. 5, 1983; at Chicago on Oct. 31, 1979; vs. California on Nov. 9, 1972)

**Most Buffalo Shots on Goal:** 58 (vs. Kansas City on Feb. 2, 1975)

**Fewest Buffalo Shots on Goal:** 12 (vs. Calgary on Nov. 9, 1988)

**Most Shots on Goal by Opponents:** 72 (at Boston on Dec. 10, 1970)

**Fewest Shots on Goal by Opponents:** 8 (vs. Kansas City on Mar. 21, 1976)

**Most Buffalo Shots in One Period:** 26 (vs. Cleveland on Feb. 25, 1978)

**Fewest Buffalo Shots in One Period:** 0 (at Montreal on Feb. 19, 1981)

**Most Buffalo Penalty Minutes:** 114 (vs. Pittsburgh on Dec. 7, 1980)

**Most Penalty Minutes by Opponents:** 121 (vs. Pittsburgh on Dec. 7, 1980)

**Most Penalty Minutes by Buffalo and Opponents:** 235 (Pittsburgh at Buffalo on Dec. 7, 1980)

**Fastest Two Buffalo Goals by One Player:** :10 (Danny Gare at Washington on Nov. 8, 1980)

**Fastest Two Goals Against by One Player:** :10 (Darryl Sittler at Toronto on Feb. 19, 1972.)

**Fastest Three Buffalo Goals by One Player:** 3:49 (Don Luce at Washington on Dec. 22, 1974)

**Fastest Three Goals Against by One Player:** 4:55 (Rick Kehoe at Pittsburgh on Mar. 10, 1976)

**Fastest Two Buffalo Goals:** :04 (Lee Fogolin and Don Luce vs. California on Oct. 17, 1974)

**Fastest Two Goals Against:** :07 (Marcel Dionne and Hartland Monahan of Los Angeles on Jan. 11, 1978; Jim Moxey and Wayne Merrick at California on Feb. 1, 1976)

**Fastest Three Buffalo Goals:** :41 (John Van Boxmeer, Lindy Ruff and Craig Ramsay vs. New York Islanders on Oct. 26, 1980)

**Fastest Three Goals Against:** :34 (Danny Gare twice and Bob Manno at Detroit on Oct. 26, 1984)

**Fastest Two Goals, Both Teams:** :04 (Marian Stastny and Dale McCourt at Quebec on Jan. 2, 1982)

**Fastest Three Goals, Both Teams:** :18 (Jim Moxey, Wayne Merrick and Danny Gare at California on Feb. 1, 1976)

**Fastest Buffalo Goal from Opening Face-off:** :07 (Danny Gare vs. Vancouver on Dec. 17, 1978)

**Fastest Opponents' Goal from Opening Face-Off:** :09 (Jim Wiemer of N.Y. Rangers on Mar. 27, 1985; Yvon Cournoyer at Montreal on Dec. 22, 1973)

**Fastest Buffalo Goal from Start of A Period:** :06 (Jerry Korab vs. N.Y. Rangers on Dec. 4, 1975)

**Fastest Two Goals from Start of A Period:** :31 (Rene Robert and Rick Martin at N.Y. Rangers on Jan. 10, 1974)

**Fastest Goal by Rookie from Start of First NHL Game:** :18 (Danny Gare vs. Boston on Oct. 10, 1974)

**Most Buffalo Goals in One Period:** 9 (vs. Toronto on Mar. 19, 1981)

**Most Goals, Buffalo and Opponent, in One Period:** 12 (Buffalo, 9, and Toronto, 3, on Mar. 19, 1981)

**Most Buffalo Points in One Game:** 40 (vs. Washington on Dec. 21, 1975)

**Most Buffalo Points in One Period:** 23 (vs. Toronto on Mar. 19, 1981 and vs. Washington on Dec. 21, 1975)

**Most Points, Buffalo and Opponent, in One Period:** 31 (Buffalo, 23, and Toronto, 8, on Mar. 19, 1981)

## SABRES' TEAM SEASON RECORDS

CATEGORY	OVERALL	HOME	AWAY
<b>Points - Most</b>	113 (74-75)	63 (72-73)	51 (74-75)
<b>- Least</b>	51 (71-72)	31 (71-72)	20 (71-72)
<b>Wins - Most</b>	49 (74-75)	30 (72-73)	23 (83-84)
<b>- Least</b>	16 (71-72)	11 (71-72)	5 (71-72)
<b>Losses - Most</b>	44 (86-87)	19 (71-72)	26 (twice)
<b>- Least</b>	16 (74-75)	5 (79-80)	10 (74-75)
<b>Ties - Most</b>	21 (80-81)	12 (80-81)	11 (72-73)
<b>- Least</b>	6 (85-86)	1 (85-86)	1 (83-84)
<b>Overtime Games - Most</b>	17 (84-85)	9 (84-85)	8 (84-85)
<b>Overtime Wins - Most</b>	5 (83-84)	2 (twice)	3 (83-84)
<b>Overtime Losses - Most</b>	4 (twice)	2 (twice)	4 (86-87)
<b>Goals Scored - Most</b>	354 (74-75)	199 (74-75)	155 (74-75)
<b>- Least</b>	203 (71-72)	110 (71-72)	93 (71-72)
<b>Goals Against - Most</b>	308 (86-87)	147 (85-86)	168 (70-71)
<b>- Least</b>	201 (79-80)	80 (72-73)	106 (79-80)
<b>Shutouts - Most</b>	7 (74-75)	6 (72-73)	4 (85-86)
<b>Shutouts Against - Most</b>	7 (70-71)	3 (70-71)	4 (twice)
<b>Non-Shutout Streak</b>	178 (11-18-83 to 1-4-86)	340 (11-23-77 to 2-12-86)	87 (11-18-83 to 1-4-86)
<b>Longest Win Streak</b>	10 (1-4-84 to 1-23-84)	12 (11-12-72 to 1-7-73)	10 (12-10-83 to 1-23-84)
<b>Longest Unbeaten Streak</b>	14 (3-6-80 to 4-6-80)	21 (10-8-72 to 1-7-73)	10 (12-10-83 to 1-23-84)
<b>Longest Losing Streak</b>	7 (10-25-70 to 11-8-70)	5 (2-15-85 to 3-3-85)	7 (twice)
<b>Longest Winless Streak</b>	10 (11-7-71 to 12-1-71)	6 (twice)	23 (10-30-71 to 2-19-72)

**Longest Winning Streak at the Start of a Season:** 8 (1975-76)

**Longest Losing Streak at the Start of a Season:** 2 (1982-83)

**Most Consecutive Ties:** 4 (Four times)

**Most Power Play Goals:** 83 (74-75)

**Least Power Play Goals:** 48 (73-74)

**Most Power Play Goals Against:** 95 (87-88)

**Least Power Play Goals Against:** 31 (77-78)

**Most Short-handed Goals:** 17 (74-75)

**Least Short-handed Goals:** 1 (71-72)

**Most Short-handed Goals Against:** 14 (Twice)

**Least Short-handed Goals Against:** 3 (77-78)

**Most Penalty Minutes:** 2263 (1987-88)

**Least Penalty Minutes:** 787 (1973-74)

**Most 20 Goal Scorers:** 9 (74-75)

**Most 30 Goal Scorers:** 6 (74-75)

**Most 40 Goal Scorers:** 3 (79-80, 75-76)

**Most 50 Goal Scorers:** 1 (Four times)

## INDIVIDUAL SEASON RECORDS

**Most Goals by a Rookie:** 44 - Rick Martin (1971-72)

**Most Assists by a Rookie:** 47 - Phil Housley (1982-83)

**Most Points by a Rookie:** 74 - Rick Martin (1971-72)

**Most Penalty Minutes by a Rookie:** 178 - Jim Schoenfeld (1972-73)

**Most Consecutive Goal-Scoring Games:** 8 - Mike Foligno, Dec. 28, 1984 to Jan. 12, 1985.

**Most Consecutive Assists-Scoring Games:** 11 - Gil Perreault, Dec. 23, 1984 to Jan. 13, 1985.

**Most Point-Scoring Games in Success:** 18 - Gil Perreault, 1971-72.

**Highest Plus-Minus Rating:** +61 - Don Luce (1974-75)

**Highest Shooting Percentage (50 or more games):** 24.4 - Peter McNab, 1974-75.

## SABRES' INDIVIDUAL RECORDS

### OVERALL

**Most Games Played:**

**Most Goals:**

**Most Assists:**

**Most Points:**

**Most Penalty Minutes:**

**Most Hat Tricks:**

**Most PPG:**

**Most SHG:**

**Most GWG:**

**Most GTG:**

**Most Shots:**

**LEFT WINGS**

**Most Games Played:**

**Most Goals:**

**Most Assists:**

**Most Points:**

**Most Penalty Minutes:**

**CENTERS**

**Most Games Played:**

**Most Goals:**

**Most Assists:**

**Most Points:**

**Most Penalty Minutes:**

**RIGHT WINGS**

**Most Games Played:**

**Most Goals:**

**Most Assists:**

**Most Points:**

**Most Penalty Minutes:**

**DEFENSEMEN**

**Most Games Played:**

**Most Goals:**

**Most Assists:**

**Most Points:**

**Most Penalty Minutes:**

**GOALIES**

**Most Games Played:**

**Most Minutes Played:**

**Most Wins:**

**Most Losses:**

**Most Shutouts:**

**Most Penalty Minutes:**

**Most Assists:**

**Lowest GAA:**

### ONE SEASON

80 - 19 players

56 - Danny Gare (79-80)

69 - Perreault (75-76)

113 - Perreault (75-76)

316 - Mike Hartman (88-89)

7 - Rick Martin (75-76)

21 - Martin (75-76)

8 - Don Luce (74-75)

11 - Gare (79-80)

6 - Gare (77-78)

327 - Martin (75-76)

80 - Six players

52 - Martin (twice)

51 - Dave Andreychuk (85-86)

95 - Martin (74-75)

316 - Hartman (88-89)

80 - Five players

44 - Perreault (75-76)

69 - Perreault (75-76)

113 - Perreault (75-76)

120 - Benoit Hogue (88-89)

80 - Two players

56 - Gare (79-80)

60 - Rene Robert (74-75)

100 - Robert (74-75)

241 - Kevin Maguire (88-89)

80 - Six players

29 - Phil Housley (87-88)

54 - John Van Boxmeer (81-82)

70 - Phil Housley (88-89)

258 - Playfair (81-82)

72 - Don Edwards (77-78)

4209 - Edwards (77-78)

38 - Edwards (77-78)

34 - Roger Crozier (71-72)

5 - Barrasso (84-85)

- Edwards (77-78)

50 - Barrasso (87-88)

6 - Barrasso (84-85)

2.36 - Bob Sauve (79-80)

### CAREER

1191 - Gil Perreault

512 - Perreault

814 - Perreault

1326 - Perreault

1388 - Larry Playfair

7 - Martin

128 - Perreault

27 - Craig Ramsay

81 - Perreault

21 - Gare

2837 - Perreault

1070 - Ramsay

382 - Martin

420 - Ramsay

695 - Martin

1126 - Lindy Ruff\*

1191 - Perreault

512 - Perreault

814 - Perreault

1326 - Perreault

500 - Perreault

664 - Ric Seiling

267 - Gare

330 - Robert

552 - Robert

1309 - Mike Foligno

854 - Bill Hajt

135 - Housley

274 - Housley

409 - Housley

1388 - Playfair

307 - Edwards

17969 - Edwards

156 - Edwards

102 - Tom Barrasso

14 - Edwards

160 - Barrasso

17 - Barrasso

2.81 - Gerry Desjardins

\* - Has spent part of his career at defense.

## INDIVIDUAL CAREER RECORDS

**Most Seasons:** 17 - Gil Perreault (1970-71 to 1986-87)

**Most Consecutive Games Played:** 776 - Craig Ramsay, Mar. 27, 1973 to Feb. 10, 1983.

**Most 20-Goal Seasons:** 15 - Gil Perreault.

**Most 30-Goal Seasons:** 10 - Gil Perreault.

**Most 40-Goal Seasons:** 5 - Rick Martin.

**Most 50-Goal Seasons:** 2 - Danny Gare and Rick Martin.

**Most Consecutive 20-Goal Seasons:** 12 - Gil Perreault (1974-75 to 1985-86).

**Most Consecutive 30-Goal Seasons:** 6 - Rick Martin (1971-72 to 1976-77).

**Most Consecutive 40-Goal Seasons:** 3 - Rick Martin (1973-74 to 1975-76).

**Most Consecutive 50-Goal Seasons:** 2 - Rick Martin (1973-74 to 1974-75).

## SABRES' INDIVIDUAL GAME RECORDS

**Most Goals:** 5 - Dave Andreychuk at Boston, Feb. 6, 1986.

**Most Goals by a Defenseman:** 3 - Phil Housley vs. New Jersey, Jan. 22, 1988 and vs. Winnipeg, Jan. 23, 1983; Hannu Virta at Montreal, Mar. 19, 1983; Jim Schoenfeld at Winnipeg, Mar. 13, 1981; John Van Boxmeer at N.Y. Islanders, Nov. 7, 1981; Jerry Korab vs. Minnesota, Nov. 19, 1978.

**Most Assists:** 5 - Gil Perreault vs. Winnipeg Jan. 4, 1984, vs. St. Louis Mar. 9, 1980; at California, Feb. 1, 1976.

**Most Assists by a Defenseman:** 4 - Bill Hajt vs. N.Y. Rangers, Nov. 13, 1976.

**Most Points:** 7 - Gil Perreault at California, Feb. 1, 1976.

**Most Points by a Defenseman:** 5 - John Van Boxmeer at N.Y. Islanders, Nov. 7, 1981.

**Most Penalty Minutes:** 39 - Reg Fleming vs. Pittsburgh, Oct. 18, 1970.

**Most Shots on Goal:** 12 - Ken Priestlay vs. N.Y. Rangers, Mar. 4, 1988; Mike Foligno vs. Hartford, Mar. 3, 1982; Jim Schoenfeld vs. Toronto, Dec. 10, 1978; Rene Robert vs. Boston, Apr. 1, 1976.

**Most Saves:** 64 - Joe Daley at Boston, Dec. 10, 1970.

## SABRES' FIRSTS

**First Goal:** Jim Watson, Oct. 10, 1970, at Pittsburgh at 5:01 of second period.

**First Assist:** Gerry Meehan, Oct. 10, 1970, at Pittsburgh on Jim Watson's goal.

**First Penalty:** Gerry Meehan, Oct. 10, 1970, at Pittsburgh for holding at 7:54 of first period.

**First Goal by Opponent:** Wally Boyer of Pittsburgh, Oct. 10, 1970, at 8:09 of second period.

**First Assist by Opponent:** Duane Rupp of Pittsburgh, Oct. 10, 1970, on Boyer's goal.

**First Penalty by Opponent:** Duane Rupp of Pittsburgh, Oct. 10, 1970, for hooking at 1:41 of first period.

**First Power Play Goal:** Gil Perreault, Oct. 10, 1970, at Pittsburgh at 11:26 of third period.

**First Power Play Goal by Opponent:** Dave Balon on N.Y. Rangers, Oct. 10, 1970 in New York at 15:52 of third period.

**First Major Penalty:** Brian McDonald, Oct. 10, 1970, at Pittsburgh for fighting at 8:01 of third period.

**First Major Penalty by Opponent:** Bryan Hextall of Pittsburgh, Oct. 10, 1970 for fighting at 8:01 of third period.

**First Win:** Oct. 10, 1970 (2-1 at Pittsburgh)

**First Tie:** Oct. 18, 1970 (1-1 vs. Pittsburgh)

**First Loss:** Oct. 14, 1970 (3-0 in New York vs. Rangers)

**First Shutout:** Dec. 6, 1970 by Roger Crozier vs. Minnesota (1-0)

**First Shutout by Opponent:** Oct. 14, 1970 by Ed Giacomin at N.Y. Rangers (3-0)

**First Hat Trick:** Jan. 29, 1971 by Gil Perreault vs. California

**First Hat Trick by Opponent:** Dec. 22, 1970 by Dave Balon of N.Y. Rangers

## SABRES' LASTS

**Scored 10 or More Goals:** Nov. 13, 1983 vs. Calgary (11-2)

**Allowed 10 or More Goals:** Mar. 12, 1978 at Calgary (10-4)

**Recorded 50 or More Shots:** Mar. 4, 1988 vs. N.Y. Rangers (53)

**Allowed 50 or More Shots:** Dec. 13, 1980 at Toronto (50)

**Scored a Short-handed Goal:** Mar. 25, 1989 at Quebec (Mark Napier)

**Allowed a Short-handed Goal:** Mar. 5, 1989 vs. Quebec (Steven Finn)

**Scored Two Short-handed Goals in One Game:** Feb. 2, 1986 vs. Quebec (Don Lever and Mike Foligno)

**Allowed Two Short-handed Goals in One Game:** Nov. 16, 1988 at Chicago (Dave Manson and Dirk Graham)

**Won a Home Game in Overtime:** Nov. 25, 1988 vs. Chicago (Phil Housley)

**Won a Road Game in Overtime:** Jan. 21, 1989 at Boston (Pierre Turgeon)

**Lost a Home Game in Overtime:** Jan. 4, 1989 vs. Hartford (Brian Lawton)

**Lost a Road Game in Overtime:** Dec. 3, 1988 at Montreal (Guy Carbonneau)



## LASAGNA WITHOUT POLLY-O® ISN'T USING YOUR NOODLE.



It only makes sense that your favorite lasagna should be made with the best ingredients.

Like smooth, creamy POLLY-O ricotta and tender POLLY-O mozzarella. They're all natural, and as Buffalo will soon discover, they're all Italian.

Our ricotta and mozzarella cheeses have been a family tradition for four generations, ever since Guisepppe Pollio came over from Italy in 1899.

So the next time you make a lasagna, use the authentic Italian cheese that makes it delicious, naturally.

### POLLY-O® MASTER CHEESEMAKERS SINCE 1899.

## SABRES' PENALTY SHOTS

**November 5, 1970 at Buffalo** - Paul Andrea unsuccessful vs. Vancouver's Dunc Wilson.  
**December 20, 1973 at Buffalo** - John Gould unsuccessful vs. Montreal's Michel Plasse.  
**January 31, 1974 at Philadelphia** - Rick Martin successful vs. Philadelphia's Bernie Parent.  
**January 25, 1975 at Montreal** - Rick Martin unsuccessful vs. Montreal's Michel Larocque.  
**February 2, 1975 at Buffalo** - Don Luce unsuccessful vs. Kansas City's Denis Herron.  
**October 19, 1975 at Buffalo** - Don Luce unsuccessful vs. Washington's Ron Low.  
**February 4, 1976 at Los Angeles** - Gil Perreault unsuccessful vs. Los Angeles' Rogie Vachon.  
**February 22, 1976 at Buffalo** - Rene Robert unsuccessful vs. Montreal's Ken Dryden.  
**April 1, 1978 at Toronto** - Gil Perreault unsuccessful vs. Toronto's Mike Palmateer.  
**December 19, 1982 at Buffalo** - Brent Peterson unsuccessful vs. Quebec's Dan Bouchard.  
**November 25, 1983 at Buffalo** - Gil Perreault successful vs. Chicago's Murray Bannerman.  
**January 14, 1984 at Detroit** - Brent Peterson unsuccessful vs. Detroit's Greg Stefan.  
**October 31, 1984 at Buffalo** - John Tucker successful vs. Philadelphia's Pelle Lindbergh.  
**December 26, 1984 at Buffalo** - John Tucker unsuccessful vs. Toronto's Rick St. Croix.  
**November 22, 1986 at Quebec** - Dave Andreychuk unsuccessful vs. Quebec's Clint Malarchuk.  
**November 15, 1987 vs. Toronto** - Christian Ruutu unsuccessful vs. Toronto's Ken Wregget.  
**\*April 9, 1988 vs. Boston** - John Tucker successful vs. Boston's Andy Moog.  
**February 19, 1989 vs. Detroit** - Mike Foligno unsuccessful vs. Detroit's Glen Hanlon.

\* - indicates a playoff game

## PENALTY SHOTS VS. SABRES

**October 20, 1971 at Toronto** - Paul Henderson unsuccessful vs. Roger Crozier.  
**November 12, 1972 at Buffalo** - Lowell McDonald of Pittsburgh unsuccessful vs. Roger Crozier.  
**March 9, 1973 at Vancouver** - Andre Boudrias successful vs. Roger Crozier.  
**November 13, 1974 at Montreal** - Steve Shutt unsuccessful vs. Gary Bromley.  
**December 5, 1974 at Buffalo** - Tommy Williams of Washington unsuccessful vs. Gary Bromley.  
**January 23, 1975 at Buffalo** - Pierre Jarry of Detroit unsuccessful vs. Roger Crozier.  
**February 22, 1981 at Buffalo** - Steve Shutt of Montreal unsuccessful vs. Don Edwards.  
**December 17, 1981 at Philadelphia** - Behn Wilson successful vs. Don Edwards.  
**March 29, 1983 at Hartford** - Blaine Stoughton successful vs. Bob Sauve.  
**March 9, 1984 at Buffalo** - Marcel Dionne of Los Angeles successful vs. Tom Barrasso.  
**January 5, 1985 at New York Islanders** - Bryan Trottier unsuccessful vs. Tom Barrasso.

## SABRES' SHUTOUTS

GOALTENDER	OPPONENT	SCORE	DATE	PLACE
Roger Crozier	Minnesota	1-0	12-6-70	Buffalo
Joe Daley	California	3-0	2-12-71	Buffalo
Dave Dryden	Minnesota	5-0	3-14-71	Minnesota
Roger Crozier	Los Angeles	2-0	12-2-71	Buffalo
Roger Crozier	Vancouver	1-0	1-20-72	Buffalo
Roger Crozier	California	0-0	11-9-72	Buffalo
Roger Crozier	Pittsburgh	1-0	11-12-72	Buffalo
Dave Dryden	Toronto	4-0	12-17-72	Buffalo
Dave Dryden	Philadelphia	2-0	1-8-73	Buffalo
Dave Dryden	California	4-0	2-8-73	Buffalo

GOALTENDER	OPPONENT	SCORE	DATE	PLACE
Dave Dryden	St.Louis	1-0	1-13-74	Buffalo
Gary Bromley	St.Louis	2-0	10-26-74	St.Louis
Roger Crozier	Atlanta	4-0	11-17-74	Buffalo
Gary Bromley	Minnesota	5-0	12-8-74	Buffalo
Gary Bromley	Washington	4-0	12-22-74	Washington
Roger Crozier	California	4-0	1-15-75	California
Gary Bromley	Kansas City	5-0	1-19-75	Buffalo
Roger Crozier	Los Angeles	5-0	2-27-75	Buffalo
Roger Crozier	Detroit	4-0	10-9-75	Buffalo
Gerry Desjardins	Boston	4-0	11-5-75	Buffalo
Gerry Desjardins	Pittsburgh	6-0	1-11-76	Buffalo
Gerry Desjardins	Vancouver	4-0	10-20-76	Buffalo
Gerry Desjardins	St.Louis	5-0	11-10-76	Buffalo
Gerry Desjardins	Colorado	3-0	1-16-77	Buffalo
Don Edwards	Chicago	3-0	2-16-77	Buffalo
Don Edwards	Philadelphia	2-0	2-24-77	Buffalo
Don Edwards	Montreal	4-0	10-30-77	Montreal
Don Edwards	Vancouver	3-0	12-11-77	Buffalo
Don Edwards	N.Y. Rangers	2-0	2-9-78	Buffalo
Don Edwards	Los Angeles	5-0	2-16-78	Buffalo
Don Edwards	Philadelphia	4-0	2-23-78	Buffalo
Don Edwards	Toronto	1-0	10-19-78	Buffalo
Don Edwards	Washington	2-0	11-11-78	Washington
Bob Sauve	Quebec	3-0	10-27-79	Quebec
Bob Sauve	Chicago	0-0	10-31-79	Chicago
Bob Sauve	Washington	2-0	12-2-79	Buffalo
Don Edwards	Detroit	4-0	12-10-79	Buffalo
Bob Sauve	Vancouver	3-0	2-3-80	Buffalo
Don Edwards	Pittsburgh	9-0	2-7-80	Buffalo
Bob Sauve	Edmonton	2-0	10-15-80	Buffalo
Don Edwards	N.Y. Rangers	4-0	1-18-81	Buffalo
Don Edwards	Winnipeg	4-0	2-1-81	Buffalo
Don Edwards	Philadelphia	4-0	2-5-81	Philadelphia
Bob Sauve	Calgary	4-0	3-4-81	Buffalo
Bob Sauve	Quebec	0-0	2-5-83	Quebec
Tom Barrasso	Los Angeles	4-0	1-18-84	Los Angeles
Tom Barrasso	New Jersey	6-0	3-24-84	New Jersey
Tom Barrasso	Toronto	6-0	12-26-84	Buffalo
Tom Barrasso	Winnipeg	4-0	12-28-84	Buffalo
Tom Barrasso	Boston	3-0	1-10-85	Boston
Tom Barrasso	Hartford	2-0	1-19-85	Hartford
Tom Barrasso	Washington	4-0	3-2-85	Washington
Tom Barrasso	Montreal	6-0	10-16-85	Montreal
Daren Pappa	Edmonton	2-0	11-1-85	Edmonton
Tom Barrasso	Hartford	2-0	11-19-85	Hartford
Jacques Cloutier	Philadelphia	1-0	3-27-86	Philadelphia
Tom Barrasso	Montreal	0-0	10-15-86	Buffalo
Tom Barrasso	Hartford	6-0	4-5-87	Buffalo
Tom Barrasso	St. Louis	3-0	2-16-88	St. Louis
Tom Barrasso	Boston	3-0	3-6-88	Buffalo
Daren Pappa	N.Y. Islanders	3-0	11-12-88	New York
Clint Malarchuk	N.Y. Rangers	2-0	3-8-89	New York

## YEARLY WON-LOST RECORDS OF SABRE GOALIES

Year	Goalie	W	L	T
1970-71	Roger Crozier	9	20	7
	Joe Daley	12	16	8
	Dave Dryden	3	3	0
1971-72	Roger Crozier	13	34	14
	Dave Dryden	3	9	5
1972-73	Roger Crozier	23	13	7
	Dave Dryden	14	13	7
	Rocky Farr	0	1	0
1973-74	Gary Bromley	3	5	3
	Roger Crozier	4	5	0
	Dave Dryden	23	20	8
	Rocky Farr	2	4	1
1974-75	Gary Bromley	26	11	11
	Roger Crozier	17	2	1
	Gerry Desjardins	6	2	1
	Rocky Farr	0	1	2
1975-76	Gary Bromley	0	1	0
	Roger Crozier	8	2	5
	Gerry Desjardins	29	15	11
	Al Smith	9	3	2
1976-77	Gerry Desjardins	31	12	6
	Don Edwards	16	7	2
	Bob Sauve	1	2	0
	Al Smith	0	3	0
1977-78	Gerry Desjardins	0	1	0
	Don Edwards	38	16	17
	Bob Sauve	6	2	0
1978-79	Don Edwards	26	18	9
	Randy Ireland	0	0	0
	Bob Sauve	10	10	7
1979-80	Don Edwards	27	9	12
	Bob Sauve	20	8	4
1980-81	Don Edwards	23	10	12
	Bob Sauve	16	10	9
1981-82	Jacques Cloutier	5	1	0
	Don Edwards	26	23	9
	Paul Harrison	2	1	1
	Bob Sauve	6	1	5
1982-83	Jacques Cloutier	10	7	6
	Phil Myre	3	2	0
	Bob Sauve	25	20	7
1983-84	Tom Barrasso	26	12	3
	Bob Sauve	22	13	4
1984-85	Tom Barrasso	25	18	10
	Jacques Cloutier	0	0	1
	Bob Sauve	13	10	3
1985-86	Tom Barrasso	29	24	5
	Jacques Cloutier	5	9	1
	Daren Puppa	0	2	1
1986-87	Tom Barrasso	17	23	2
	Jacques Cloutier	11	19	5
	Daren Puppa	0	2	1
1987-88	Tom Barrasso	25	18	8
	Jacques Cloutier	4	8	2
	Daren Puppa	8	6	1
1988-89	Tom Barrasso	2	7	0
	Jacques Cloutier	15	14	0
	Ciint Malarchuk	3	1	1
	Daren Puppa	17	10	6
	Darcy Wakaluk	1	3	0

## SABRES' HAT TRICKS

PLAYER	OPPONENT	DATE	PLACE
Gil Perreault	California	1-29-71	California
Eddie Shack	Los Angeles	2-4-71	Buffalo
Gerry Meehan	Detroit	2-20-71	Detroit
Steve Atkinson	Minnesota	2-28-71	Buffalo
Eddie Shack	Boston	3-21-71	Boston
Eddie Shack	Pittsburgh	3-31-71	Pittsburgh
Rick Martin	Vancouver	10-30-71	Vancouver
Craig Ramsay	Minnesota	12-5-71	Buffalo
Rick Martin	California	1-2-72	Buffalo
Rick Martin (4)	Atlanta	10-22-72	Buffalo
Gerry Meehan	Minnesota	12-2-72	Minnesota
Rene Robert	Minnesota	12-2-72	Minnesota
Gerry Meehan	Chicago	12-28-72	Buffalo
Rick Martin	California	10-31-73	Buffalo
Rick Dudley	NY Rangers	12-6-73	Buffalo
Jim Lorentz	Detroit	12-31-73	Detroit
Rick Martin	Pittsburgh	1-3-74	Buffalo
Rick Martin	Minnesota	3-17-74	Buffalo
Rick Martin	St. Louis	4-7-74	Buffalo
Gil Perreault	Boston	10-10-74	Buffalo
Rene Robert	Montreal	11-13-74	Montreal
Rick Martin (4)	Washington	12-3-74	Washington
Gil Perreault	Washington	12-5-74	Buffalo
Don Luce	Washington	12-22-74	Washington
Craig Ramsay	Washington	2-21-75	Washington
Rick Martin	Toronto	3-16-75	Toronto
Gil Perreault	Toronto	3-16-75	Toronto
Danny Gare	Toronto	10-12-75	Buffalo
Rick Martin	Washington	10-19-75	Buffalo
Rick Martin	NY Rangers	10-22-75	Buffalo
Rick Martin	Minnesota	12-18-75	Buffalo
Rick Martin (4)	Washington	12-21-75	Buffalo
Fred Stanfield	Washington	12-21-75	Buffalo
Rick Martin	Montreal	1-5-76	Montreal
Gil Perreault	Vancouver	1-8-76	Buffalo
Danny Gare	California	2-1-76	California
Rick Martin	Chicago	3-4-76	Buffalo
Gil Perreault	Minnesota	3-14-76	Minnesota
Jim Lorentz	Minnesota	3-14-76	Minnesota
Rick Martin	Toronto	3-27-76	Toronto
Danny Gare	Toronto	4-4-76	Buffalo
Rick Martin	Vancouver	11-24-76	Buffalo
Rick Martin	NY Rangers	12-16-76	Buffalo
Andre Savard	Cleveland	1-9-77	Buffalo
Rene Robert	Minnesota	2-13-77	Buffalo
Rene Robert	Toronto	2-14-77	Buffalo
Jim Lorentz	Chicago	3-2-77	Buffalo
Rene Robert	St. Louis	4-3-77	Buffalo
Danny Gare	Colorado	10-20-77	Buffalo
Craig Ramsay	Colorado	10-20-77	Buffalo
Gil Perreault	St. Louis	11-6-77	Buffalo
Gil Perreault	Washington	11-19-77	Washington
Gil Perreault	Los Angeles	12-15-77	Los Angeles
Gil Perreault	Cleveland	1-12-78	Cleveland
Danny Gare	Cleveland	2-25-78	Cleveland

## SABRES' SEASON OPENERS

PLAYER	OPPONENT	DATE	PLACE
Rick Martin	St. Louis	10-28-78	St. Louis
Jerry Korab	Minnesota	11-19-78	Buffalo
Andre Savard	Minnesota	11-19-78	Buffalo
Rick Martin	Boston	3-28-79	Boston
Danny Gare	Boston	4-5-79	Boston
Jacques Richard	Colorado	4-8-79	Buffalo
Danny Gare	Winnipeg	12-31-79	Buffalo
Rick Dudley	Los Angeles	1-16-80	Los Angeles
Danny Gare	Pittsburgh	2-7-80	Buffalo
Rick Martin (4)	St. Louis	3-9-80	Buffalo
Danny Gare	Winnipeg	10-22-80	Buffalo
Rick Dudley	Pittsburgh	12-7-80	Buffalo
Gil Perreault	Quebec	1-21-81	Quebec
Andre Savard	Detroit	2-6-81	Buffalo
Ric Seiling	Washington	2-12-81	Buffalo
Danny Gare	Philadelphia	3-8-81	Buffalo
Jim Schoenfeld	Winnipeg	3-13-81	Winnipeg
Gil Perreault	Toronto	3-19-81	Buffalo
Andre Savard	Toronto	3-19-81	Buffalo
Tony McKegney	Toronto	10-23-81	Buffalo
John Van Boxmeer	NY Islanders	11-7-81	New York
Lindy Ruff	NY Islanders	11-29-81	Buffalo
Tony McKegney	Colorado	12-9-81	Buffalo
Gil Perreault	Detroit	12-12-81	Buffalo
Yvon Lambert	Toronto	1-15-82	Buffalo
Mike Foligno	Colorado	2-21-82	Buffalo
Gil Perreault	Edmonton	2-24-82	Buffalo
Gil Perreault	Washington	10-16-82	Washington
Phil Housley	Winnipeg	1-23-83	Buffalo
Paul Cyr	Boston	3-3-83	Boston
Hannu Virta	Montreal	3-19-83	Montreal
Gilles Hamel	Winnipeg	10-23-83	Buffalo
Mike Foligno	Calgary	11-13-83	Buffalo
Gil Perreault	Calgary	11-13-83	Buffalo
Real Cloutier	Quebec	12-29-83	Buffalo
Real Cloutier	Winnipeg	1-4-84	Buffalo
John Tucker	Toronto	4-1-84	Buffalo
Mike Foligno	Quebec	10-19-84	Buffalo
Sean McKenna	Boston	12-5-84	Buffalo
Gil Perreault	Calgary	2-9-85	Calgary
Gil Perreault	Quebec	11-22-85	Buffalo
Lindy Ruff (4)	Quebec	12-15-85	Buffalo
Mike Foligno	NY Islanders	12-29-85	Buffalo
Dave Andreychuk (5)	Boston	2-6-86	Boston
Wilf Paiement	St. Louis	2-26-87	Buffalo
Dave Andreychuk	Quebec	12-3-87	Buffalo
Dave Andreychuk	Montreal	1-6-88	Montreal
Phil Housley	New Jersey	1-22-88	Buffalo
Dave Andreychuk	N.Y. Islanders	2-6-88	N.Y. Islanders
Ray Sheppard	Quebec	2-21-88	Buffalo
Ray Sheppard	Vancouver	3-13-88	Vancouver
Dave Andreychuk	Pittsburgh	10-12-88	Buffalo
Adam Creighton	N.Y. Rangers	11-2-88	Buffalo
Mike Foligno	Hartford	1-31-89	Hartford

OPENER	HOME	ROAD
2-1 at Pit. 10-10-70	0-3 vs. Mtl. 10-15-70	2-1 at Pit. 10-10-70
2-1 vs. Pit. 10-10-71	2-1 vs. Pit. 10-10-71	1-4 at StL. 10-12-71
5-3 vs. Atl. 10-8-72	5-3 vs. Atl. 10-8-72	1-1 at Atl. 10-14-72
4-7 at Tor. 10-10-73	3-1 vs. Van. 10-14-73	4-7 at Tor. 10-10-73
9-5 vs. Bos. 10-10-74	9-5 vs. Bos. 10-10-74	1-6 at Phi. 10-12-74
4-0 vs. Det. 10-9-75	4-0 vs. Det. 10-9-75	5-3 at StL. 10-18-75
0-4 at Det. 10-9-76	3-1 vs. Mtl. 10-10-76	0-4 at Det. 10-9-76
3-2 vs. NYI. 10-13-77	3-2 vs. NYI. 10-13-76	5-2 at Tor. 10-15-77
2-2 vs. NYI. 10-12-78	2-2 vs. NYI. 10-12-78	5-2 at Min. 10-14-78
6-3 vs. Wsh. 10-11-79	6-3 vs. Wsh. 10-11-79	5-2 at NYI. 10-13-79
3-4 at Chi. 10-9-80	3-3 vs. Hfd. 10-12-80	3-4 at Chi. 10-9-80
5-3 vs. Wsh. 10-7-81	5-3 vs. Wsh. 10-7-81	0-9 at Mtl. 10-10-81
4-6 vs. Que. 10-6-82	4-6 vs. Que. 10-6-82	4-6 at Que. 10-9-82
5-3 vs. Hfd. 10-5-83	5-3 vs. Hfd. 10-5-83	2-9 at Que. 10-8-83
4-3 vs. Mtl. 10-11-84	4-3 vs. Mtl. 10-11-84	3-4 at Tor. 10-13-84
4-5 vs. Hfd. 10-10-85	4-5 vs. Hfd. 10-10-85	6-2 at Min. 10-12-85
2-3 at Wpg. 10-9-86	2-4 vs. Cgy. 10-12-86	2-3 at Wpg. 10-9-86
2-2 vs. Min. 10-8-87	2-2 vs. Min. 10-8-87	3-6 at Mtl. 10-10-87
3-2 vs. Mtl. 10-6-88	3-2 vs. Mtl. 10-6-88	2-6 at Wsh. 10-8-88

The Sabres are 11-6-2 in opening games (10-2-2 at home and 1-4-0 on the road). The club is 12-4-3 in home openers and 6-12-1 in road openers.

## CAREER POINT LEADERS AGAINST SABRES

Name	Total	Name	Total
Michel Goulet	87	Ray Bourque	66
Peter Stastny	80	Guy Lafleur	64
Phil Esposito	69	Jean Ratelle	61
Marcel Dionne	68	Ron Francis	61
Larry Robinson	67	Rick Middleton	59
		Darryl Sittler	59
<b>Other Active Players</b>	<b>Total</b>	<b>Other Active Players</b>	<b>Total</b>
Bryan Trottier	58	Keith Crowder	43
Wayne Gretzky	57	Dale Hunter	42
Mats Naslund	54	Ryan Walter	42
Anton Stastny	53	Mark Johnson	41
Barry Pederson	51	Borje Salming	38
Ken Linseman	48	Bernie Federko	37
Bobby Smith	47	John Anderson	35
Dave Babych	45	Steve Kasper	34
Lanny McDonald	43	Kevin Dineen	33

## ALL-TIME HOME AND AWAY RECORDS

YEAR	HOME							AWAY						
	GP	W	L	T	GF	GA	PTS	GP	W	L	T	GF	GA	PTS
1970-71	39	16	13	10	119	123	42	39	8	26	5	98	168	21
1970-71	39	16	13	10	119	123	42	39	8	26	5	98	168	21
1971-72	39	11	19	9	110	127	31	39	5	24	10	93	162	20
1972-73	39	30	6	3	162	80	63	39	7	21	11	95	139	25
1973-74	39	23	10	6	142	99	52	39	9	24	6	100	151	24
1974-75	40	28	6	6	199	113	62	40	21	10	9	155	127	51
1975-76	40	28	7	5	197	106	61	40	18	14	8	142	134	44
1976-77	40	27	8	5	165	101	59	40	21	16	3	136	119	45
1977-78	40	25	7	8	142	86	58	40	19	12	9	146	129	47
1978-79	40	19	13	8	150	130	46	40	17	15	8	130	133	42
1979-80	40	27	5	8	180	95	62	40	20	12	8	138	106	48
1980-81	40	21	7	12	177	111	54	40	18	13	9	150	139	45
1981-82	40	23	8	9	179	128	55	40	16	18	6	128	145	38
1982-83	40	25	7	8	189	124	58	40	13	22	5	129	161	31
1983-84	40	25	9	6	168	119	56	40	23	16	1	147	138	47
1984-85	40	23	10	7	164	116	53	40	15	18	7	126	121	37
1985-86	40	23	16	1	169	147	47	40	14	21	5	127	144	33
1986-87	40	18	18	4	153	144	40	40	10	26	4	127	164	24
1987-88	40	19	14	7	144	138	45	40	18	18	4	139	167	40
1988-89	40	25	12	3	167	141	53	40	13	23	4	124	158	30
<b>TOTALS</b>	<b>756</b>	<b>436</b>	<b>195</b>	<b>125</b>	<b>3076</b>	<b>2228</b>	<b>997</b>	<b>756</b>	<b>285</b>	<b>349</b>	<b>122</b>	<b>2430</b>	<b>2705</b>	<b>697</b>

## ALL-TIME POWER PLAY AND PENALTY-KILLING

Year	PPA	PPG	Pct.	SHS	PPGA	Pct.	SHGF	SHGA
1970-71	298	56	18.8	302	56	81.5	5	12
1971-72	308	57	18.5	281	56	80.1	1	7
1972-73	270	52	19.2	241	35	85.5	5	5
1973-74	256	48	18.5	237	42	82.3	5	12
1974-75	303	83	27.4	326	56	82.8	17	5
1975-76	287	73	25.4	304	51	83.2	6	8
1976-77	262	60	22.9	274	38	86.1	6	7
1977-78	234	52	22.2	218	31	85.8	7	3
1978-79	267	55	20.6	258	55	78.7	9	4
1979-80	275	67	24.4	252	43	82.9	2	4
1980-81	310	73	23.5	268	44	83.6	9	10
1981-82	301	63	20.9	281	57	79.9	4	10
1982-83	311	67	21.5	274	48	82.5	12	9
1983-84	329	71	21.6	277	50	81.9	11	14
1984-85	322	76	23.6	295	52	82.4	9	5
1985-86	351	72	20.5	342	66	80.7	12	14
1986-87	364	68	18.7	355	86	75.8	5	9
1987-88	464	80	17.2	439	95	78.1	8	13
1988-89	380	78	20.5	410	86	79.0	7	12

PPA - Power Play Attempts  
 PPG - Power Play Goals  
 SHS - Short-handed Situations

PPGA - Power Play Goals Against  
 SHGF - Short-handed Goals For  
 SHGA - Short-handed Goals Against

## SABRES' MAJOR TRANSACTIONS-1970-89

Date	Transaction
6-9-70	Selected Kevin O'Shea, Cliff Schmutz, Brian McDonald and Bill Inglis in the Inter-League Draft.
6-9-70	Claimed Joe Daley on waivers from Pittsburgh.
6-10-70	Selected Tom Webster, Al Hamilton, Don Marshall, Tracy Pratt, Jim Watson, Francois Lacombe, Phil Goyette, Reg Fleming, Mike McMahon, Skip Krake, Jean-Guy Lagace, Craig Cameron, Chris Evans, Doug Barrie, Gerry Meehan, Paul Terbenche, Brian Perry, Howie Menard, Rocky Farr and Gary Edwards in the NHL Expansion Draft.
6-10-70	Traded Tom Webster to Detroit for Roger Crozier.
6-10-70	Purchased Ted Hodgson from the N.Y. Rangers.
9-2-70	Purchased Floyd Smith and Brent Imlach from Toronto.
10-2-70	Traded Craig Cameron to St. Louis for Ron Anderson.
10-9-70	Purchased Dave Dryden from Pittsburgh.
10-19-70	Purchased Bill Sutherland from Philadelphia.
10-19-70	Traded Bill Sutherland to St. Louis for future considerations.
11-2-70	Claimed Steve Atkinson on waivers from Boston.
11-2-70	Claimed Paul Andrea on waivers from California.
11-3-70	Claimed Bob Baun on waivers from Detroit.
11-4-70	Traded Bob Baun to St. Louis for Jean-Guy Talbot and Larry Keenan.
11-25-70	Traded Mike McMahon to Los Angeles for Eddie Shack and Dick Duff.
12-28-70	Lost Cliff Schmutz on waivers to Philadelphia.
1-24-71	Traded Jean-Guy Legace to Pittsburgh for Terry Ball.
5-25-71	Traded Joe Daley to Detroit for Don Luce and Mike Robitaille.
6-6-71	Selected Danny Lawson from Minnesota, Rod Zaine from Pittsburgh, Rene Robert and Ken Murray from Toronto, Ray McKay from Chicago, Tom Miller from Detroit and Hugh Harris from Montreal and lost Don Marshall to Toronto, Gary Edwards to Los Angeles and Rene Robert to Pittsburgh in Intra-League Draft.
11-16-71	Traded Larry Keenan to Philadelphia for Larry Mickey.
12-16-71	Traded Doug Barrie and Mike Keeler to Los Angeles for Mike Byers and Larry Hillman.
1-14-72	Traded a second round draft choice in 1972 (Larry Sacharuk) to the New York Rangers for Jim Lorentz.
3-3-72	Lost Kevin O'Shea on waivers to St. Louis.
3-4-72	Traded Eddie Shack to Pittsburgh for Rene Robert.
3-5-72	Traded Chris Evans to St. Louis for George Morrison and a second round draft choice in 1972 (Larry Carriere).
3-5-72	Sold Phil Goyette to the N.Y. Rangers.
6-5-72	Acquired Tim Horton from Pittsburgh in Intra-League Draft.
6-6-72	Lost Tom Miller and Ken Murray to the N.Y. Islanders and Rod Zaine to Atlanta in the Expansion Draft.
6-18-72	Purchased Rod Busniuk from Montreal.
2-14-73	Traded Butch Deadmarsh to Atlanta for Norm Gratton.
6-12-73	Lost Ray McKay to California and acquired Joe Norris from St. Louis in the Intra-League Draft.
6-14-73	Traded Jake Rathwell to St. Louis for Paul Curtis.
12-27-73	Traded Tracy Pratt and John Gould to Vancouver for Jerry Korab.
1-21-74	Traded Paul Curtis to the N.Y. Rangers for Real Lemieux.
3-10-74	Traded Doug Rombo to the N.Y. Islanders for Brian Spencer.
6-10-74	Lost Ron Busniuk to Detroit in Intra-League Draft.
6-12-74	Lost Paul Terbenche to Kansas City and Steve Atkinson and Randy Wyrozub to Washington in the Expansion Draft.
10-14-74	Traded Gerry Meehan and Mike Robitaille to Vancouver for Jocelyn Guevremont and Bryan McSheffrey.
1-27-75	Traded Norm Gratton and a third round draft choice in 1976 (Ron Zanussi) to Minnesota for Fred Stanfield.
3-3-75	Traded the rights to Jean Lariviere to the N.Y. Islanders for the rights to Gerry Desjardins.
10-1-75	Sold Rocky Farr to Kansas City.
10-1-75	Traded Larry Carriere, a first round draft choice in 1976 (Greg Carroll) and cash to Atlanta for Jacques Richard.
6-11-76	Traded the rights to free agent Peter McNab to Boston for the rights to free agent Andre Savard.
3-3-77	Sold Roger Crozier to Washington.
9-20-77	Traded Brian Spencer to Pittsburgh for Ron Schock.
2-6-79	Traded Gary McAdam to Pittsburgh for Dave Schultz.
3-12-79	Traded Jocelyn Guevremont to the N.Y. Rangers for a third round draft choice in 1979 (Jacques Cloutier) and a third round draft choice in 1980 (Sean McKenna).
6-13-79	Lost Lee Fogolin and Ron Areshenkoff to Edmonton, Terry Martin to Quebec and Dave Given to Hartford in the Expansion Draft.
10-5-79	Traded Rene Robert to Colorado for John Van Boxmeer.
11-13-79	Traded Alex Tidey to Edmonton for John Gould.
3-10-80	Traded Jerry Korab to Los Angeles for a first round draft choice in 1982 (Phil Housley).
10-30-80	Traded Bill Stewart to St. Louis for Bob Hess and a fourth round draft choice in 1981 (Anders Wickenberg).



1-12-81 Lost Rick Dudley on waivers to Winnipeg.  
3-10-81 Traded Rick Martin to Los Angeles for a third round draft choice in 1981 (Colin Chisholm) and a first round draft choice in 1983 (Tom Barrasso).  
3-10-81 Traded Don Luce to Los Angeles for a sixth round draft choice in 1982 (Jeff Parker) and cash.  
10- 5-81 Acquired Yvon Lambert from Montreal and lost Rob McClanahan to Hartford in Waiver Draft.  
12- 2-81 Traded Jim Schoenfeld, Danny Gare and Derek Smith to Detroit for Mike Foligno, Dale McCourt and Brent Peterson.  
12- 2-81 Traded Bob Sauve to Detroit for a conditional first round draft choice (Sauve was returned to the Sabres after the 1981-82 season).  
2- 8-82 Acquired Paul Harrison on waivers from Pittsburgh.  
6- 9-82 Traded Alan Haworth and a third round draft choice in 1982 (Milan Novy) to Washington for a second round draft choice (Mike Anderson) and a fourth round draft choice (Timo Jutila) in 1982.  
6- 9-82 Traded Don Edwards, Richie Dunn, a second round draft choice in 1982 (Rich Kromm) and a first round draft choice in 1983 (Dan Quinn) to Calgary for a first round draft choice (Paul Cyr) and second round draft choice (Jens Johansson) in 1982 and a first round draft choice (Norm Lacombe) and a second round draft choice in 1983 (John Tucker).  
6- 9-82 Traded a 12th round draft choice in 1982 (Marco Callas) to Washington for a 12th round draft choice in 1983 (Kermit Salfi).  
6- 6-83 Traded Tony McKegney, Andre Savard, J.F. Sauve and a third round draft choice in 1983 (Iirvo Jarvi) to Quebec for Real Cloutier and a first round draft choice in 1983 (Adam Creighton).  
10- 3-83 Lost John Van Boxmeer to Quebec in the Waiver Draft.  
12- 6-84 Traded Steve Patrick and Jim Wiemer to the N.Y. Rangers for Dave Maloney and Chris Renaud.  
9- 9-85 Purchased Don Lever from New Jersey.  
10- 4-85 Traded Randy Cunneynworth and Mike Moller to Pittsburgh for Pat Hughes.  
10- 7-85 Lost Brent Peterson to Vancouver in the Waiver Draft.  
10-15-85 Traded Bob Sauve to Chicago for a third round draft choice in 1985 (Kevin Kerr).  
1-30-86 Traded Larry Playfair, Sean McKenna and Ken Baumgartner to Los Angeles for Brian Engblom and Doug Smith.  
3-11-86 Traded a 12th round draft choice in 1986 (Doug Kirton) to New Jersey for Phil Russell.  
4-22-86 Traded a 3rd round draft choice in 1987 (Ross Wilson) to Los Angeles for an 8th round draft choice in 1987 (Tim Roberts) and future considerations.  
6-21-86 Traded Gilles Hamel to Winnipeg for Scott Arniel.  
10- 3-86 Traded Brian Engblom to Calgary for Jim Korn.  
10- 6-86 Acquired Clark Gillies from the N.Y. Islanders and Wilf Paiement from the N.Y. Rangers while losing Pat Hughes to St. Louis and Mal Davis to Los Angeles in the Waiver Draft.  
10- 7-86 Traded Ric Seiling to Detroit for future considerations.  
11-19-86 Traded a second round draft choice in 1988 (Martin St. Amour) to Montreal for Tom Kurvers.  
3- 6-87 Traded Norm Lacombe, the professional rights to Wayne Van Dorp and a fourth round draft choice in 1987 (Peter Eriksson) to Edmonton for Mark Napier, Lee Fogolin and a fourth round draft choice in 1987 (John Bradley).  
5-22-87 Traded Jim Korn to New Jersey for Jan Ludvig.  
6-13-87 Traded Tom Kurvers to New Jersey for a third round draft choice in 1987 (Andrew MacVicar) and a 10th round draft choice in 1989 (Mark Astley).  
10- 5-87 Acquired Ed Hospodar from Philadelphia and Kevin Maguire from Toronto and lost Dave Fenyves to Philadelphia in the Waiver Draft.  
10-13-87 Traded Andy Ristau to Minnesota for a sixth round draft choice in 1988 (David Di Vita).  
12-31-87 Traded Paul Cyr and a 10th round draft choice in 1988 (Eric Fenton) to the N.Y. Rangers for Mike Donnelly and a fifth round draft choice in 1988 (Alexander Mogilny).  
2-11-88 Traded Steve Dykstra and a seventh round draft choice in 1989 (Davis Payne) to Edmonton for Scott Metcalfe and a ninth round draft choice in 1989 (Donald Audette).  
10- 3-88 Acquired Steve Smith from Calgary and lost Doug Smith to Edmonton and Jim Hofford to Los Angeles in the Waiver Draft.  
10- 3-88 Acquired Wayne Van Dorp from Pittsburgh for future considerations.  
10-21-88 Traded Bob Logan and a ninth round draft choice in 1989 (Jim Giacini) to Los Angeles for Larry Playfair.  
11-12-88 Traded Tom Barrasso and a third round draft choice in 1990 to Pittsburgh for Doug Bodger and Darrin Shannon.  
12-26-88 Traded Adam Creighton and future considerations to Chicago for Rick Vaive and future considerations.  
2-16-89 Traded Wayne Van Dorp to Chicago for future considerations.  
3- 6-89 Traded Calle Johansson and a second round draft choice in 1989 (Byron Dafoe) to Washington for Clint Malarchuk, Grant Ledyard and a sixth round draft choice in 1991.  
3- 7-89 Traded Lindy Ruff to the N.Y. Rangers for a fifth round draft choice in 1990.  
6- 1-89 Traded Mark Ferner to Washington for Scott McCrory.  
6-17-89 Traded Joe Reekie to the N.Y. Islanders for a sixth round draft choice in 1989 (Bill Pye).

## NHL POINT DIFFERENTIAL FROM 1987-88 TO 88-89

<i>Team</i>	<i>88-89</i>	<i>87-88</i>	<i>Diff.</i>
Los Angeles	91	68	+23
Minnesota	70	51	+19
Vancouver	74	59	+15
Montreal	115	103	+12
Calgary	117	105	+12
Toronto	62	52	+10
Washington	92	85	+ 7
Pittsburgh	87	81	+ 6
St. Louis	78	76	+ 2
Hartford	79	77	+ 2
NY Rangers	82	82	+ 0
Buffalo	83	85	- 2
Chicago	66	69	- 3
Philadelphia	80	85	- 5
Boston	88	94	- 6
Quebec	61	69	- 8
Detroit	80	93	-13
Winnipeg	64	77	-13
Edmonton	84	99	-15
New Jersey	66	82	-16
NY Islanders	61	88	-27

## SABRES' ALL-TIME ATTENDANCE FIGURES

<i>Year</i>	<i>GP</i>	<i>Attendance</i>	<i>Average</i>
1970-71	39	379,121	9,721
1971-72	39	597,622	15,324
1972-73	39	609,570	15,632
1973-74	39	611,052	15,668
1974-75	40	626,720	15,668
1975-76	40	657,320	16,433
1976-77	40	657,320	16,433
1977-78	40	657,320	16,433
1978-79	40	657,320	16,433
1979-80	40	657,320	16,433
1980-81	40	657,320	16,433
1981-82	40	619,400	15,585
1982-83	40	515,766	12,894
1983-84	40	566,562	14,164
1984-85	40	613,441	15,336
1985-86	40	587,635	14,691
1986-87	40	527,241	13,181
1987-88	40	571,088	14,277
1988-89	40	572,648	14,316

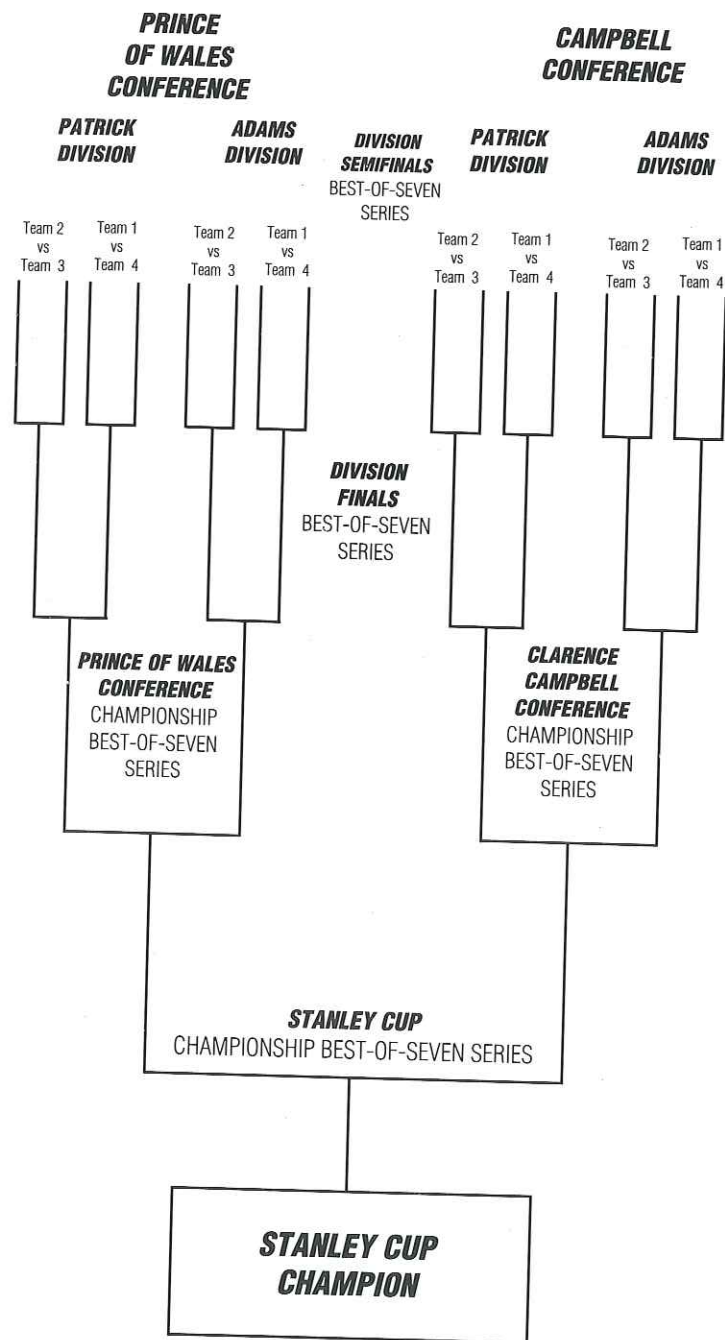
## NHL FIRST HALF-SECOND HALF COMPARISON 1988-89

Team	1st Half	2nd Half	Diff.
Chicago Blackhawks	25	41	+16
New York Islanders	24	37	+13
Buffalo Sabres	36	47	+11
Hartford Whalers	35	44	+9
St. Louis Blues	35	43	+8
Montreal Canadiens	54	61	+7
Boston Bruins	41	47	+6
Minnesota North Stars	33	37	+4
Vancouver Canucks	35	39	+4
Washington Capitals	45	47	+2
Quebec Nordiques	30	31	+1
Calgary Flames	58	59	+1
Toronto Maple Leafs	31	31	+0
New Jersey Devils	35	31	-4
Philadelphia Flyers	42	38	-4
Los Angeles Kings	49	42	-7
Detroit Red Wings	44	36	-8
Pittsburgh Penguins	49	38	-11
Edmonton Oilers	48	36	-12
New York Rangers	47	35	-12
Winnipeg Jets	39	25	-14

## NHL INTER-DIVISIONAL RECORDS - 1988-89

Team	Pct.	87-88	86-87
Calgary Flames	.740	.698	.625
Montreal Canadiens	.708	.667	.542
Los Angeles Kings	.656	.427	.490
Boston Bruins	.656	.645	.594
Washington Capitals	.644	.533	.567
Edmonton Oilers	.583	.583	.708
Hartford Whalers	.542	.531	.583
Buffalo Sabres	.531	.542	.375
Pittsburgh Penguins	.500	.522	.511
New York Rangers	.489	.556	.433
Detroit Red Wings	.479	.573	.438
Vancouver Canucks	.469	.427	.417
Minnesota North Stars	.458	.240	.438
Philadelphia Flyers	.444	.600	.622
New Jersey Devils	.422	.467	.411
St. Louis Blues	.375	.396	.396
New York Islanders	.367	.578	.456
Toronto Maple Leafs	.365	.313	.438
Chicago Blackhawks	.365	.365	.469
Winnipeg Jets	.365	.448	.521
Quebec Nordiques	.333	.438	.469

## THE ROAD TO THE STANLEY CUP



# At Merchant's, we're dedicated to a better Western New York.

One of the organizations that helps to make our community a better place to live is the Buffalo Sabres. From one 'Team' to another, best wishes for a very successful season.

**"The only name you need to know in insurance..."**

MERCHANTS INSURANCE GROUP  
250 Main Street, Buffalo, New York 14202  
716-849-3333



## MEDIA INFORMATION

Requests for information should be directed to the Sabres' Public Relations Department, Buffalo Sabres, Memorial Auditorium, 140 Main St., Buffalo, NY 14202. The phone number is (716) 856-7300.

Season passes are available only to those media members who report on the team on a regular basis. Those who need media credentials for an individual game should contact Budd Bailey before noon the day of the game. Press box seats will be filled on a space-available basis.

The media entrance to Memorial Auditorium during Sabres' games is located on the Pearl Street side of the building at street level. Pearl St. runs along the west side of the Aud. There is no media parking area.

Press credentials will be held at this entrance until the start of the games, and they can be picked up earlier on game days from the public relations department. The hundreds of unclaimed credentials from the Sabres' 19 years of play will be the central attraction in the "Sabres' Press Pass Hall of Fame," which is scheduled to be part of the planned renovation of Memorial Auditorium.

The Sabres' press lounge opens two hours before game time, and it is located on the west side of the Auditorium between the second and third level. To reach the press box, take escalators on the west side of the building to the fifth and highest level. The entrance ramp is about 25 feet beyond the end of the escalator. Credentials should be displayed at all times for admission to the press box, press lounge and dressing room areas.

A limited amount of credit card phones are available for use, as well as one pay phone. Most practices will be held at Sabreland, the Sabres' practice facility on Niagara Falls Boulevard in Wheatfield. Practices are open to the media, and reporters should contact the public relations department to verify times or receive directions to the facility.

### **DIRECTIONS TO MEMORIAL AUDITORIUM**

Memorial Auditorium is at the intersection of Main and Terrace Streets in downtown Buffalo. Visitors to the city can come to the Aud by traveling on Interstate 190 and using the Elm Street exit. Take a left on Seneca Street, then take a left on Pearl Street. There are several parking lots in that area. For more detailed information, contact the Sabres at (716) 856-7300 or (800) 333-PUCK.

## PRESS BOX STAFF

**Out of Town Scoreboard** - Gerry Magill

**Press Box Usher** - Shawn Ryan

**Press Lounge** - Dick and Debbie Abrahamson

**Assistants** - Mary C. Smith, Peter Appler, Art Mathias, Sandy Marzullo, Bill Kaminska, Glenn Locke, Paul Hamilton

## SABRES' PRONOUNCIATION GUIDE

Andreychuk - AND-reh-chuck

Arniel - ar-NEEL

Baseggio - bah-SEE-gee-oh

de Carle - dee CARL

Foligno - foh-LEE-noh

Gretzky - GREHTZ-kee

Guay - GAY

Halkidis - hal-KEE-dihs

Housley - HOWS-lee

Kaese - KAY-cee

Krupp - OO-vay KROOP

Malarchuk - mah-LAR-chuck

Mogilny - moh-GEEL-nee

Puppa - POO-pah

Rein - RYNE

Ruuttu - ROO-too

Snuggerud - SNUG-ger-ood

Tkachuk - ta-CHOOK

Turgeon - TUR-zheon

Vaive - VYVE (rhymes with hive)

Wakaluk - WAUK-ah-luk

## NHL DIRECTORY

### **Boston Bruins**

Boston Garden  
150 Causeway St.  
Boston, Mass. 02114  
(617) 227-3206

### **Calgary Flames**

The Olympic Saddledome  
P.O. Box 1540 - Station M  
Calgary, Alta. T2P 3B9  
(403) 261-0475

### **Chicago Blackhawks**

Chicago Stadium  
1800 W. Madison St.  
Chicago, Ill. 60612  
(312) 733-5300

### **Detroit Red Wings**

Joe Louis Sports Arena  
600 Civic Center Dr.  
Detroit, Mich. 48226  
(313) 567-7333

### **Edmonton Oilers**

Northlands Coliseum  
7424 - 118 Ave.  
Edmonton, Alta. T5B 4M9  
(403) 474-8561

### **Hartford Whalers**

Hartford Civic Center Coliseum  
One Civic Center Plaza  
Hartford, Conn. 06103  
(203) 728-3366

### **Los Angeles Kings**

The Forum  
3900 W. Manchester Blvd.  
Inglewood, Calif. 90306  
(213) 674-6000

### **Minnesota North Stars**

Metropolitan Sports Center  
7901 Cedar Avenue South  
Bloomington, Minn. 55420  
(612) 853-9333

### **Montreal Canadiens**

Montreal Forum  
2313 St. Catherine St.  
Montreal, Que. H3H 1N2  
(514) 932-2582

### **New Jersey Devils**

Byrne Meadowlands Arena  
P.O. Box 504  
East Rutherford, N.J. 07073  
(201) 935-6050

### **New York Islanders**

Nassau Coliseum  
Uniondale, NY 11553  
(516) 794-4100

### **New York Rangers**

Madison Square Garden  
4 Pennsylvania Plaza  
New York, NY 10001  
(212) 563-8000

### **Philadelphia Flyers**

The Spectrum  
Pattison Place  
Philadelphia, PA 19148  
(215) 465-4500

### **Pittsburgh Penguins**

Civic Arena  
Pittsburgh, PA 15219  
(412) 642-1800

### **Quebec Nordiques**

Quebec Coliseum  
2205 Ave. du Colisee  
Quebec, Quebec G1L 4W7  
(418) 529-8441

### **St. Louis Blues**

St. Louis Arena  
5700 Oakland Ave.  
St. Louis, MO 63110  
(314) 781-5300

### **Toronto Maple Leafs**

Maple Leaf Gardens  
60 Carlton St.  
Toronto, Ontario M5B 1L1  
(416) 977-1641

### **Vancouver Canucks**

Pacific Coliseum  
100 North Renfrew St.  
Vancouver, B.C. V5K 3N7  
(604) 254-5141

### **Washington Capitals**

Capital Centre  
Landover, MD 20785  
(301) 386-7000

### **Winnipeg Jets**

Winnipeg Arena  
15 - 1430 Maroons Road  
Winnipeg, Manitoba R3G 0L5  
(204) 783-5387

### **NHL - Montreal**

1155 Metcalfe St. - Suite 960  
Montreal, Quebec H3B 2W2  
(514) 871-9220

### **NHL - New York**

650 Fifth Ave. -33rd Floor  
New York, NY 10019  
(212) 398-1100

## NHL NOTES OF INTEREST

**ENTRY DRAFT:** It will be held on June 16, 1990 in Vancouver as part of the Annual NHL Congress.

**GOALS-AGAINST AVERAGE:** To calculate for a player or team, divide goals against by minutes played and multiply by 60.

**GOALS-FOR AVERAGE:** To calculate for a goalie, divide goals scored by his team while he played by minutes played and multiply by 60.

**PLUS-MINUS RATING:** A player received a "plus-one" when he is on the ice for an even-strength or short-handed goal by his team. He receives a "minus-one" when he is on the ice for an even-strength or short-handed goal by the other team. The overall season rating is determined by totaling all of the pluses and minuses for the season.

**POWER PLAY RANKINGS:** When a team scores during a five minute power play situation, it is considered that a new situation is about to begin. Therefore, if a team scores one power play goal in five minutes it is considered one for two in the official league rankings. If it scores two goals in that time, it is considered two for three. If a team has a two man advantage, it is considered to be two separate power-play opportunities for statistical purposes.

**ROOKIE:** In order to be considered a rookie, a player must not have played in 25 or more NHL games in any preceding season, nor in six or more NHL games in each of any two preceding seasons.

**SHOTS AGAINST AVERAGE:** To calculate for a player or team, divided shots against by minutes played and multiply by 60.

**TIE-BREAKERS IN THE STANDINGS:** According to the NHL, the following is the official method of determining which team is higher in the standings if two or more clubs have the same number of points:

1. Overall wins.
2. Points in head-to-head competition.
3. Overall goals scored minus overall goals allowed.
4. Special emergency meeting or conference call of general managers.

There is no provision for a coin flip. The same procedure is used for determining the order of the Entry Draft.

**TRADING DEADLINE:** The deadline is the 26th day preceding the final day of the NHL regular season. The date also marks the last day for loans and recalls from minor league teams except in emergency (usually injury-related) situations.

# SCORE!

Chevy.  
The only  
way to go.

GOOD  
NEIGHBOR



## THE PLAYOFFS



## ALL-TIME SABRE PLAYOFF RESULTS

Date	Score	Location
April 4, 1973	Montreal 2, Buffalo 1	Montreal
April 5, 1973	Montreal 7, Buffalo 3	Montreal
April 7, 1973	Montreal 5, Buffalo 2	Buffalo
April 8, 1973	Buffalo 5, Montreal 1	Buffalo
April 10, 1973	Buffalo 3, Montreal 2 OT	Montreal
April 12, 1973	Montreal 4, Buffalo 2	Buffalo
(Montreal wins series 4 games to 2)		
April 13, 1975	Buffalo 4, Chicago 1	Buffalo
April 15, 1975	Buffalo 3, Chicago 1	Buffalo
April 17, 1975	Chicago 5, Buffalo 4 OT	Chicago
April 20, 1975	Buffalo 6, Chicago 2	Chicago
April 22, 1975	Buffalo 3, Chicago 1	Buffalo
(Buffalo wins series 4 games to 1)		
April 27, 1975	Buffalo 6, Montreal 5 OT	Buffalo
April 29, 1975	Buffalo 4, Montreal 2	Buffalo
May 1, 1975	Montreal 7, Buffalo 0	Montreal
May 3, 1975	Montreal 8, Buffalo 2	Montreal
May 6, 1975	Buffalo 5, Montreal 4 OT	Buffalo
May 8, 1975	Buffalo 4, Montreal 3	Montreal
(Buffalo wins series 4 games to 2)		
May 15, 1975	Philadelphia 4, Buffalo 1	Philadelphia
May 18, 1975	Philadelphia 2, Buffalo 1	Philadelphia
May 20, 1975	Buffalo 5, Philadelphia 4 OT	Buffalo
May 22, 1975	Buffalo 4, Philadelphia 2	Buffalo
May 25, 1975	Philadelphia 5, Buffalo 1	Philadelphia
May 27, 1975	Philadelphia 2, Buffalo 0	Buffalo
(Philadelphia wins series 4 games to 2)		
April 6, 1976	St. Louis 5, Buffalo 2	St. Louis
April 8, 1976	Buffalo 3, St. Louis 2 OT	Buffalo
April 9, 1976	Buffalo 2, St. Louis 1 OT	Buffalo
(Buffalo wins series 2 games to 1)		
April 11, 1976	Buffalo 5, N.Y. Islanders 3	Buffalo
April 13, 1976	Buffalo 3, N.Y. Islanders 2 OT	Buffalo
April 15, 1976	N.Y. Islanders 5, Buffalo 3	N.Y. Islanders
April 17, 1976	N.Y. Islanders 4, Buffalo 2	N.Y. Islanders
April 20, 1976	N.Y. Islanders 4, Buffalo 2	Buffalo
April 22, 1976	N.Y. Islanders 3, Buffalo 2	N.Y. Islanders
(N.Y. Islanders win series 4 games to 2)		
April 5, 1977	Buffalo 4, Minnesota 2	Buffalo
April 7, 1977	Buffalo 7, Minnesota 1	Minnesota
(Buffalo wins series 2 games to 0)		
April 11, 1977	N.Y. Islanders 4, Buffalo 2	N.Y. Islanders
April 13, 1977	N.Y. Islanders 4, Buffalo 2	N.Y. Islanders
April 15, 1977	N.Y. Islanders 4, Buffalo 3	Buffalo
April 17, 1977	N.Y. Islanders 4, Buffalo 3	Buffalo
(N.Y. Islanders win series 4 games to 0)		
April 11, 1978	Buffalo 4, N.Y. Rangers 1	Buffalo
April 13, 1978	N.Y. Rangers 4, Buffalo 3 (OT)	N.Y. Rangers
April 15, 1978	Buffalo 4, N.Y. Rangers 1	Buffalo
(Buffalo wins series 2 games to 1)		
April 17, 1978	Philadelphia 4, Buffalo 1	Philadelphia
April 19, 1978	Philadelphia 3, Buffalo 2	Philadelphia
April 22, 1978	Buffalo 4, Philadelphia 1	Buffalo
April 23, 1978	Philadelphia 4, Buffalo 2	Philadelphia
April 25, 1978	Philadelphia 4, Buffalo 2	Philadelphia
(Philadelphia wins series 4 games to 1)		
April 10, 1979	Pittsburgh 4, Buffalo 3	Buffalo
April 12, 1979	Buffalo 3, Pittsburgh 1	Pittsburgh
April 14, 1979	Pittsburgh 4, Buffalo 3 OT	Buffalo
(Pittsburgh wins series 2 games to 1)		

Date	Score	Location
April 8, 1980	Buffalo 2, Vancouver 1	Buffalo
April 9, 1980	Buffalo 6, Vancouver 0	Buffalo
April 11, 1980	Vancouver 5, Buffalo 4	Vancouver
April 12, 1980	Buffalo 3, Vancouver 1	Vancouver
(Buffalo wins series 3 games to 1)		
April 16, 1980	Buffalo 5, Chicago 0	Buffalo
April 17, 1980	Buffalo 6, Chicago 4	Buffalo
April 19, 1980	Buffalo 2, Chicago 1	Chicago
April 20, 1980	Buffalo 3, Chicago 2	Chicago
(Buffalo wins series 4 games to 0)		
April 29, 1980	N.Y. Islanders 4, Buffalo 1	Buffalo
May 1, 1980	N.Y. Islanders 2, Buffalo 1 OT	Buffalo
May 3, 1980	N.Y. Islanders 7, Buffalo 4	N.Y. Islanders
May 6, 1980	Buffalo 7, N.Y. Islanders 4	N.Y. Islanders
May 8, 1980	Buffalo 2, N.Y. Islanders 0	Buffalo
May 10, 1980	N.Y. Islanders 5, Buffalo 2	N.Y. Islanders
(N.Y. Islanders win series 4 games to 2)		
April 8, 1981	Buffalo 3, Vancouver 2 OT	Buffalo
April 9, 1981	Buffalo 5, Vancouver 2	Buffalo
April 11, 1981	Buffalo 5, Vancouver 3	Vancouver
(Buffalo wins series 3 games to 0)		
April 16, 1981	Minnesota 4, Buffalo 3 OT	Buffalo
April 17, 1981	Minnesota 5, Buffalo 2	Buffalo
April 19, 1981	Minnesota 6, Buffalo 4	Minnesota
April 20, 1981	Buffalo 5, Minnesota 4 OT	Minnesota
April 22, 1981	Minnesota 4, Buffalo 3	Buffalo
(Minnesota wins series 4 games to 1)		
April 7, 1982	Boston 3, Buffalo 1	Boston
April 8, 1982	Boston 7, Buffalo 3	Boston
April 10, 1982	Buffalo 5, Boston 2	Buffalo
April 11, 1982	Boston 5, Buffalo 2	Buffalo
(Boston wins series 3 games to 1)		
April 6, 1983	Buffalo 1, Montreal 0	Montreal
April 7, 1983	Buffalo 3, Montreal 0	Montreal
April 9, 1983	Buffalo 4, Montreal 2	Buffalo
(Buffalo wins series 3 games to 0)		
April 14, 1983	Buffalo 7, Boston 4	Boston
April 15, 1983	Boston 5, Buffalo 3	Boston
April 17, 1983	Buffalo 4, Boston 3	Buffalo
April 18, 1983	Boston 6, Buffalo 2	Buffalo
April 20, 1983	Boston 9, Buffalo 0	Boston
April 22, 1983	Buffalo 5, Boston 3	Buffalo
April 24, 1983	Boston 3, Buffalo 2 OT	Boston
(Boston wins series 4 games to 3)		
April 4, 1984	Quebec 3, Buffalo 2	Buffalo
April 5, 1984	Quebec 6, Buffalo 2	Buffalo
April 7, 1984	Quebec 4, Buffalo 1	Quebec
(Quebec wins series 3 games to 0)		
April 10, 1985	Quebec 5, Buffalo 2	Quebec
April 11, 1985	Quebec 3, Buffalo 2	Quebec
April 13, 1985	Buffalo 6, Quebec 4	Buffalo
April 14, 1985	Buffalo 7, Quebec 4	Buffalo
April 16, 1985	Quebec 6, Buffalo 5	Quebec
(Quebec wins series 3 games to 2)		
April 6, 1988	Boston 7, Buffalo 3	Boston
April 7, 1988	Boston 4, Buffalo 1	Boston
April 9, 1988	Buffalo 6, Boston 2	Buffalo
April 10, 1988	Buffalo 6, Boston 5 OT	Buffalo
April 12, 1988	Boston 5, Buffalo 4	Boston
April 14, 1988	Boston 5, Buffalo 2	Buffalo
(Boston wins series 4 games to 2)		
April 5, 1989	Buffalo 6, Boston 0	Boston
April 6, 1989	Boston 5, Buffalo 3	Boston
April 8, 1989	Boston 4, Buffalo 2	Buffalo
April 9, 1989	Boston 3, Buffalo 2	Buffalo
April 11, 1989	Boston 4, Buffalo 1	Boston
(Boston wins series 4 games to 1)		



## 1989 PLAYOFFS BUFFALO VS. BOSTON



### 1988-89 SUMMARY:

	GP	W	L	GF	GA	PIM
Buffalo	5	1	4	14	16	141
Boston	5	4	1	16	14	175

### AT BUFFALO

Apr. 8	Boston 4	Buffalo 2
Apr. 9	Boston 3	Buffalo 2
Apr. 11	Boston 4	Buffalo 1

### AT BOSTON

Apr. 5	Buffalo 6	Boston 0
Apr. 6	Boston 5	Buffalo 3

### INDIVIDUAL SCORING LEADERS

BUFFALO	GP	G	A	PTS	PIM	BOSTON	GP	G	A	PTS	PIM
Anderson	5	0	1	1	4	Bourque	5	0	3	3	4
Andreychuk	5	0	3	3	0	Brickley	5	0	1	1	0
Arniel	5	1	0	1	4	Burridge	5	3	2	5	4
Bodger	5	1	1	2	11	Carpenter	5	1	1	2	2
Foligno	5	3	1	4	21	Carter	5	0	2	2	4
Hartman	5	0	0	0	34	Cimetta	1	0	0	0	15
Hogue	5	0	0	0	0	Crowder	5	0	1	1	27
Housley	5	1	3	4	2	Galley	4	0	1	1	31
Krupp	5	0	1	1	4	Hawgood	5	0	2	2	0
Ledyard	5	1	2	3	2	Janney	5	3	4	7	21
Maguire	5	0	0	0	36	Johnston	5	1	0	1	2
Napier	3	1	0	1	0	Joyce	4	0	1	1	2
Parker	5	0	0	0	0	Mokosak	1	0	0	0	0
Playfair	1	0	0	0	0	Neely	5	5	1	6	6
Priestlay	3	0	0	0	2	Neufeld	5	2	0	2	2
Ramsey	5	1	0	1	11	Pedersen	5	0	0	0	0
Ruuttu	2	0	0	0	0	Shoebottom	5	0	1	1	31
Shannon	2	0	0	0	0	Sweeney	5	1	2	3	14
Sheppard	1	0	1	1	0	Thelven	5	0	4	4	6
Tucker	3	0	3	3	0	Wesley	5	0	1	1	4
Turgeon	5	3	5	8	2						
Vaive	5	2	1	3	8						

**GWG:** Foligno

**GWG:** Carpenter, Neely (2), Neufeld

**PPG:** Foligno, Vaive (2), Turgeon, Ramsey, Bodger

**PPG:** Neely (3), Carpenter, Burridge

**SHG:** Arniel, Foligno

**SHG:** Johnston, Burridge

### GOALTENDING

BUFFALO	GP	MIN	GA	EN	SO	AVG.	W-L	BOSTON	GP	MIN	GA	EN	SO	AVG.	W-L
Cloutier	4	238	10	1	1	2.38	1-3	Lemelin	2	120	8	0	0	4.00	1-1
Malarchuk	1	59	5	0	0	5.08	0-1	Moog	3	180	6	0	0	2.00	3-0

### GOALS BY PERIOD

	1	2	3	OT	TOT
Buffalo	3	7	4	—	14
Boston	2	7	7	—	16

### SHOTS ON GOAL

	1	2	3	OT	TOT
Buffalo	39	43	39	—	121
Boston	38	44	58	—	140

## SABRES' ALL-TIME PLAYOFF SCORING

PLAYER	GP	G	A	PTS	PIM
Gil Perreault	90	33	70	103	44
Rick Martin	62	24	29	53	74
Craig Ramsay	89	17	31	48	27
Danny Gare	57	23	21	44	147
Rene Robert	47	22	16	38	71
Don Luce	62	17	19	36	46
Ric Seiling	55	14	14	28	31
Mike Foligno	33	13	10	23	131
Derek Smith	30	9	14	23	13
Phil Housley	29	9	13	22	18
Mike Ramsey	54	7	15	22	130
Lindy Ruff	42	11	10	21	164
Jerry Korab	46	7	14	21	69
Jocelyn Guevremont	40	4	17	21	18
Jim Lorentz	35	11	9	20	22
Tony McKegney	38	11	9	20	10
John Tucker	17	9	11	20	18
John Van Boxmeer	35	5	14	19	35
Bill Hajt	80	2	16	18	70
Dave Andreychuk	22	7	10	17	10
Andre Savard	45	5	11	16	40
Jim Schoenfeld	75	3	13	16	151
Richie Dunn	27	2	14	16	16
Pierre Turgeon	11	7	8	15	6
Dale McCourt	14	5	5	10	4
Rick Dudley	25	7	2	9	69
Alan Haworth	10	4	5	9	4
Paul Cyr	18	3	6	9	21
Peter McNab	25	2	6	8	4
Christian Ruuttu	8	2	5	7	4
Gilles Hamel	18	2	5	7	8
Lee Fogolin	30	0	6	6	58
Larry Playfair	40	0	6	6	97
Gary McAdam	15	3	2	5	7
Brent Peterson	22	2	3	5	50
Brian Spencer	30	1	4	5	12
Jean Francois Sauve	7	2	2	4	0
Terry Martin	11	2	2	4	0
Mark Napier	9	1	3	4	10
Hannu Virta	17	1	3	4	0
Gates Orlando	5	0	4	4	14
Yvon Lambert	4	3	0	3	2
Rick Vaive	5	2	1	3	8
Jacques Richard	12	2	1	3	7
Grant Ledyard	5	1	2	3	2
Ray Sheppard	7	1	2	3	2
Bob Mongrain	11	1	2	3	2
Bill Stewart	9	0	2	3	2
Larry Carriere	23	0	3	3	0
Doug Bodger	5	1	3	3	40
Sean McKenna	8	1	1	2	11
Scott Arniel	11	1	1	2	2
Dave Schultz	3	0	2	2	9
Rob McClanahan	15	0	2	2	4
Mikael Andersson	1	1	0	2	17
Larry Mickey	6	1	0	1	0
Mal Davis	7	1	0	1	5
Mike Moller	3	0	1	1	0
Shawn Anderson	5	0	1	1	0
Clark Gillies	5	0	1	1	4
			1	1	25

PLAYER	GP	G	A	PTS	PIM
Calle Johansson	6	0	1	1	0
Gerry Meehan	6	0	1	1	0
Norm Gratton	6	0	1	1	2
Tim Horton	6	0	1	1	4
Ken Breitenbach	8	0	1	1	4
Steve Patrick	8	0	1	1	6
Roger Crozier	9	0	1	1	2
Uwe Krupp	11	0	1	1	19
Michel Deziel	1	0	0	0	0
Paul Harrison	1	0	0	0	0
Clint Malarchuk	1	0	0	0	2
Dave Maloney	1	0	0	0	0
Phil Myre	1	0	0	0	0
Al Smith	1	0	0	0	0
Doug Smith	1	0	0	0	0
Jim Wiemer	1	0	0	0	0
Real Cloutier	2	0	0	0	0
Dave Dryden	2	0	0	0	0
Joe Kowal	2	0	0	0	0
Ron Schock	2	0	0	0	0
Darrin Shannon	2	0	0	0	0
Alex Tidey	2	0	0	0	0
Joe Reekie	2	0	0	0	4
Paul McIntosh	2	0	0	0	7
Hugh Harris	3	0	0	0	0
Val James	3	0	0	0	0
Daren Puppa	3	0	0	0	0
Jacques Cloutier	4	0	0	0	0
Benoit Hogue	5	0	0	0	17
Jeff Parker	5	0	0	0	26
Mike Robitaille	6	0	0	0	0
Paul Terbenche	6	0	0	0	0
Tracy Pratt	6	0	0	0	6
Larry Hillman	6	0	0	0	8
Bob Halkidis	8	0	0	0	41
Ken Priestlay	9	0	0	0	13
Kevin Maguire	10	0	0	0	86
Mike Hartman	11	0	0	0	69
Dave Fenyves	11	0	0	0	9
Tom Barrasso	12	0	0	0	9
Bob Sauve	22	0	0	0	2
Gerry Desjardins	25	0	0	0	4
Don Edwards	31	0	0	0	7

### SABRES' ALL-TIME PLAYOFF GOALTENDING STATISTICS

PLAYER	GP	MIN	GA	EN	SO	AVG.	W	L
Paul Harrison	1	26	1	0	0	2.31	0	0
Jacques Cloutier	4	238	10	1	1	2.52	1	3
Roger Crozier	9	541	25	1	0	2.77	5	4
Bob Sauve	23	1268	59	1	4	2.79	13	9
Don Edwards	31	1859	98	3	1	3.16	13	18
Gerry Desjardins	25	1382	75	1	0	3.25	11	11
Al Smith	1	17	1	0	0	3.53	0	0
Tom Barrasso	12	663	46	1	0	4.16	3	8
Dave Dryden	2	120	9	0	0	4.50	0	2
Daren Puppa	3	142	11	0	0	4.65	1	1
Clint Malarchuk	1	59	5	0	0	5.08	0	1
Phil Myre	1	57	7	0	0	7.37	0	0

### SABRES' TEAM PLAYOFF RECORDS ONE PLAYOFF YEAR

**Most Wins:** 10 - 1975 (17 games)  
**Fewest Wins:** 0 - 1984 (3 games)  
**Most Losses:** 7 - 1975 (17 games)  
**Fewest Losses:** 2 - 1979 (3 games)  
**Most Goals For:** 53 - 1975 (17 games)  
**Fewest Goals For:** 5 - 1984 (3 games)  
**Most Goals Against:** 58 - 1975 (17 games)  
**Fewest Goals Against:** 9 - 1979 (3 games)  
**Most Shutouts For:** 3 - 1980 (14 games)  
**Most Shutouts Against:** 1 - 1975, 1980  
**Most Overtime Games:** 4 - 1975 (17 games)  
**Longest Winning Streak:** 5 - Apr. 12, 16, 17, 19 & 20, 1980  
**Longest Losing Streak:** 4 - April 11, 13, 15 & 17, 1977  
 - April 15, 17, 20 & 22, 1976  
 - April 6, 8, 9 & 11, 1989  
**Most Power Play Goals:** 17 - 1980 (14 games)  
**Most Power Play Goals Against:** 14 - 1975 (17 games)  
**Most Short-handed Goals:** 2 - 1975 (17 games); 1989 (5 games)  
**Most Short-handed Goals Against:** 3 - 1988 (6 games); 1980 (14 games)  
**Most Shots on Goal:** 532 - 1975 (17 games)  
**Fewest Shots on Goal:** 83 - 1984 (3 games)  
**Most Shots on Goal Against:** 459 - 1975 (17 games)  
**Fewest Shots on Goal Against:** 73 - 1984 (3 games)  
**Most Penalty Minutes:** 286 - 1988 (6 games)  
**Most Opponents' Penalty Minutes:** 308 - 1988 (6 games)

### ONE GAME ONLY

**Most Goals:** 7 - vs. Quebec, Apr. 14, 1985; at Boston, Apr. 14, 1983; at N.Y. Islanders, May 6, 1980; at Minnesota, Apr. 7, 1977  
**Most Goals Against:** 9 - at Boston, Apr. 20, 1983  
**Most Goals, Buffalo and Opponent:** 11 - at Quebec, Apr. 16, 1985 (6-5 loss); vs. Quebec, Apr. 14, 1985 (7-4 win); at Boston, Apr. 14, 1983 (7-4 win); at N.Y. Islanders, May 6, 1980 (7-4 win); at N.Y. Islanders, May 3, 1980 (7-4 loss); vs. Montreal, Apr. 27, 1975 (6-5 win)  
**Greatest Winning Margin:** 6 - 6-0 vs. Vancouver in 1980  
 - 7-1 vs. Minnesota in 1977  
 - 6-0 vs. Boston in 1989  
**Greatest Losing Margin:** 9 - 9-0 at Boston in 1983  
**Most Goals, One Period:** 5 - Third period vs. Quebec, Apr. 14, 1985; third period vs. Quebec, Apr. 13, 1985; third period vs. Chicago, Apr. 20, 1975.  
**Most Shots on Goal:** 57 - vs. St. Louis, Apr. 8, 1976  
**Fewest Shots on Goal:** 15 - vs. N.Y. Islanders, May 8, 1980  
**Most Shots on Goal Against:** 50 - at Minnesota, Apr. 20, 1981  
**Fewest Shots on Goal Against:** 14 - by Chicago, Apr. 22, 1975  
**Most Penalty Minutes:** 121 - vs. Boston, Apr. 9, 1988  
**Most Penalty Minutes by Opponent:** 105 - vs. Boston, Apr. 9, 1988  
**Most Penalty Minutes, Buffalo and Opponent:** 226 - vs. Boston, Apr. 9, 1988  
**Fastest Two Goals, One Player:** :27 - Pierre Turgeon at Boston, Apr. 6, 1989.  
**Fastest Two Goals Against, One Player:** :27 - Guy Lafleur of Montreal, May 1, 1975  
**Fastest Three Goals, One Player:** 12:37 - Dave Andreychuk vs. Quebec, Apr. 14, 1985.  
**Fastest Three Goals Against, One Player:** 13:40 - Barry Pederson of Boston, Apr. 8, 1982  
**Fastest Two Goals:** :14 - Mike Foligno & Sean McKenna vs. Quebec, Apr. 5, 1984  
**Fastest Two Goals Against:** :16 - Peter Mahovlich & Murray Wilson of Montreal, Apr. 8, 1983.  
**Fastest Three Goals:** 2:15 - Mike Foligno and Pierre Turgeon (2) vs. Boston, Apr. 6, 1989  
**Fastest Three Goals Against:** 2:31 - Greg Johnston, Craig Janney & Bob Carpenter of Boston, Apr. 6, 1989.  
**Fastest Two Goals, Both Teams:** :05 - Gil Perreault of Buffalo and Jim Hamilton of Pittsburgh, Apr. 14, 1979  
**Fastest Goal from Opening Face-off:** 1:06 - Gil Perreault vs. Montreal, Apr. 5, 1973  
**Fastest Opponents' Goal from Opening Face-off:** :32 - Guy Lapointe of Montreal, Apr. 27, 1975  
**Shortest Overtime Game:** 60:22 - Minnesota's Steve Payne scored the winning goal on Apr. 16, 1981  
**Longest Overtime Game:** 81:20 - N.Y. Islanders' Bob Nystrom scored the winning goal on May 1, 1980



## SABRES INDIVIDUAL PLAYOFF RECORDS

### ONE PLAYOFF YEAR

**Most Goals:** 10 - Gil Perreault, 1980  
**Most Assists:** 11 - Gil Perreault, 1980  
**Most Points:** 21 - Gil Perreault, 1980  
**Most Penalty Minutes:** 50 - Kevin Maguire, 1988  
**Most Power Play Goals:** 5 - Rick Martin, 1975  
**Most Short-handed Goals:** 1 - Don Luce, 1980 & 1975; Craig Ramsay, 1976 & 1975; Scott Arniel, 1989; Mike Foligno, 1989.  
**Most Minutes Played by a Goaltender:** 760 - Gerry Desjardins, 1975  
**Most Shots on Goal:** 66 - Gil Perreault, 1975

### ONE PLAYOFF SERIES

**Most Goals:** 7 - John Tucker vs. Boston, 1988  
**Most Assists:** 7 - Gil Perreault vs. Montreal, 1973; vs. Boston, 1982, vs. Boston, 1983.  
**Most Points:** 10 - Gil Perreault vs. Montreal, 1973; John Tucker vs. Boston, 1988  
**Most Penalty Minutes:** 50 - Kevin Maguire vs. Boston, 1988  
**Most Power Play Goals:** 4 - John Tucker vs. Boston, 1988  
**Most Short-handed Goals:** 1 - Don Luce vs. N.Y. Islanders, 1980; Craig Ramsay vs. St. Louis, 1976, vs. Montreal, 1975; Scott Arniel vs. Boston, 1989; Mike Foligno vs. Boston, 1989.  
**Most Minutes Played by a Goaltender:** 347 - Gerry Desjardins vs. N.Y. Islanders, 1976  
**Most Shots on Goal:** 38 - Rick Martin vs. Montreal, 1973

### ONE FINAL SERIES

(All vs. Philadelphia, 1975, 6 games)

**Most Goals:** 2 - Danny Gare, Jerry Korab, Don Luce, Rick Martin  
**Most Assists:** 4 - Rick Martin  
**Most Points:** 6 - Rick Martin  
**Most Penalty Minutes:** 12 - Don Luce  
**Most Power Play Goals:** 1 - Jerry Korab, Rick Martin, Gil Perreault  
**Most Short-handed Goals:** 0  
**Most Minutes Played by a Goaltender:** 260 - Gerry Desjardins  
**Most Shots on Goal:** 23 - Gil Perreault

### ONE SEMI-FINAL SERIES

**Most Goals:** 6 - Gil Perreault vs. N.Y. Islanders, 1980  
**Most Assists:** 4 - Peter McNab vs. Montreal, 1975  
**Most Points:** 8 - Gil Perreault vs. N.Y. Islanders, 1980  
**Most Penalty Minutes:** 24 - Larry Carriere vs. Montreal, 1975  
**Most Power Play Goals:** 2 - Derek Smith vs. N.Y. Islanders, 1980  
**Most Short-handed Goals:** 1 - Don Luce vs. N.Y. Islanders, 1980; Craig Ramsay vs. Montreal, 1975.  
**Most Minutes Played by a Goaltender:** 259 - Bob Sauve vs. N.Y. Islanders, 1980  
**Most Shots on Goal:** 27 - Rick Martin vs. Montreal, 1975

### ONE QUARTER-FINAL SERIES

**Most Goals:** 5 - Rene Robert vs. Montreal, 1973  
**Most Assists:** 7 - Gil Perreault vs. Montreal, 1973; vs. Boston, 1983.  
**Most Points:** 10 - Gil Perreault vs. Montreal, 1973  
**Most Penalty Minutes:** 47 - Lindy Ruff vs. Boston, 1983  
**Most Power Play Goals:** 3 - Rick Martin vs. Chicago, 1975  
**Most Short-handed Goals:** 0  
**Most Minutes Played by a Goaltender:** 347 - Gerry Desjardins vs. N.Y. Islanders, 1976  
**Most Shots on Goal:** 38 - Rick Martin vs. Montreal, 1973.

### ONE FIRST ROUND SERIES

**Most Goals:** 7 - John Tucker vs. Boston, 1988  
**Most Assists:** 7 - Gil Perreault vs. Boston, 1982  
**Most Points:** 10 - John Tucker vs. Boston, 1988  
**Most Penalty Minutes:** 50 - Kevin Maguire vs. Boston, 1988  
**Most Power Play Goals:** 4 - John Tucker vs. Boston, 1988  
**Most Short-handed Goals:** 1 - Craig Ramsay vs. St. Louis, 1976; Scott Arniel vs. Boston, 1989; Mike Foligno vs. Boston, 1989.  
**Most Minutes Played by a Goaltender:** 238 - Jacques Cloutier vs. Boston, 1989  
**Most Shutouts:** 2 - Bob Sauve vs. Montreal, 1983  
**Most Shots on Goal:** 20 - Phil Housley vs. Boston, 1988

### ONE GAME ONLY

**Most Goals:** 4 - John Tucker, Apr. 9, 1988 vs. Boston  
**Most Assists:** 4 - Gil Perreault, Apr. 10, 1982 vs. Boston and Apr. 17, 1980 vs. Chicago,  
**Most Points:** 5 - John Tucker, Apr. 10, 1988 vs. Boston  
**Most Penalty Minutes:** 32 - Kevin Maguire, Apr. 9, 1988 vs. Boston  
**Most Power Play Goals:** 2 - John Tucker, Apr. 9 and 10, 1988 vs. Boston  
**Most Short-handed Goals:** 1 - Four Players  
**Most Minutes Played by a Goaltender:** 81:20 - Bob Sauve vs. N.Y. Islanders, May 1, 1980  
**Most Shots on Goal:** 11 - Tony McKeegney vs. Minnesota, 1981; Danny Gare vs. St. Louis, 1976

## SABRES' OVERTIME HISTORY IN PLAYOFFS

**April 10, 1973** - Buffalo defeated Montreal 3-2 on goal by Rene Robert at 9:18.  
**April 17, 1975** - Chicago defeated Buffalo 5-4 on goal by Stan Mikita at 2:31.  
**April 27, 1975** - Buffalo defeated Montreal 6-5 on goal by Danny Gare at 4:42.  
**May 6, 1975** - Buffalo defeated Montreal 5-4 on goal by Rene Robert at 5:56.  
**May 20, 1975** - Buffalo defeated Philadelphia 5-4 on goal by Rene Robert at 18:29.  
**April 8, 1976** - Buffalo defeated St. Louis 3-2 on goal by Danny Gare at 11:43.  
**April 9, 1976** - Buffalo defeated St. Louis 2-1 on goal by Don Luce at 14:27.  
**April 13, 1976** - Buffalo defeated N.Y. Islanders 3-2 on goal by Danny Gare at 14:04.  
**April 13, 1978** - N.Y. Rangers defeated Buffalo 4-3 on goal by Don Murdoch at 1:37.  
**April 14, 1979** - Pittsburgh defeated Buffalo 4-3 on goal by George Ferguson at :47.  
**May 1, 1980** - N.Y. Islanders defeated Buffalo 2-1 on goal by Bob Nystrom at 21:20.  
**April 8, 1981** - Buffalo defeated Vancouver 3-2 on goal by Alan Haworth at 5:00.  
**April 16, 1981** - Minnesota defeated Buffalo 4-3 on goal by Steve Payne at :22.  
**April 20, 1981** - Buffalo defeated Minnesota 5-4 on goal by Craig Ramsay at 16:32.  
**April 24, 1983** - Boston defeated Buffalo 3-2 on goal by Brad Park at 1:52.  
**April 10, 1988** - Buffalo defeated Boston 6-5 on goal by John Tucker at 5:32.

Sabres are 10-6 in overtime games during the playoffs (8-3 at home and 2-3 on road). Overtime goals have ended a Sabres' playoff series three times (April 9, 1976, April 14, 1979 and April 24, 1983).


### SABRE FACT

Craig Ramsay played in 78 games in 1973-74 without drawing a penalty minute. No NHL player has ever played in more games in a season without drawing a penalty. (Butch Goring of the 1980-81 Islanders also went 78 games without a penalty.)

Perru's  
Ice Cream

A TRADITION  
OF QUALITY

# ROCHESTER AMERICANS



## ROCHESTER AMERICANS' 1989-90 DIRECTORY

Chairman of the Board .....	Lawrence Lovejoy
General Manager .....	Randy Scott
Head Coach .....	John Van Boxmeer
Director of Public Relations/Broadcaster .....	Don Stevens
Executive Assistant .....	Michele Butz
Administrative Assistant .....	Jaimi Hoffman
Director of Sales .....	Joe Baumann
Account Executives .....	Tony Gentile, Jeff Holbrook
Athletic Trainer .....	Kent Weisbeck
Equipment Manager .....	J.C. Ihrig
Executive Offices .....	War Memorial Aud. 100 Exchange St. Rochester, NY 14614
Telephone/Executive Offices .....	(716) 454-5335
Home Ice .....	War Memorial Aud.
Dimensions of Rink .....	197 feet by 85 feet
Seating Capacity .....	6,973
Location of Press Box .....	Above Sections 2-9
Telephone/Press Box .....	(716) 546-1302
Club Colors .....	Red, White and Blue
Uniforms .....	Home: Base - White Trim - Blue & Red Road: Base - Blue Trim - White & Red
Telephone/Hotline .....	(716) 454-1033
Ticket Prices .....	\$10.00 and \$9.00
Game Times .....	See schedule
Radio Stations .....	WBBF 950 AM WGMC 90.1 FM WBFR 90.5 FM WBTF 101.7 FM
Television Stations .....	WOKR-TV (Ch. 13) GRC Channel 35



## FINAL AMERICANS' 1988-89 SCORING

No.	Name	GP	G	A	PTS	PIM	PP	SH	GW	SHOT	+/-
26	Ken Priestlay	64	56	37	93	60	17	4	8	277	+25
11	Mike Donnelly	53	32	37	69	53	10	0	4	200	+6
9	Jody Gage	65	31	38	69	50	6	3	6	242	+3
14	Jim Jackson	73	19	50	69	14	6	4	3	254	+5
10	Scott Metcalfe	60	20	31	51	241	8	0	1	164	+5
12	Mikael Andersson	56	18	33	51	12	2	1	3	144	+3
2	Richie Dunn	69	9	35	44	81	2	1	2	172	+6
17	Kevin Kerr	66	20	18	38	306	6	0	0	136	-4
20	Rob Ray	74	11	18	29	446	0	0	0	72	+4
5	Don McSween	65	7	22	29	45	1	1	0	103	+8
22	Francois Guay	45	6	20	26	34	4	0	0	56	-6
19	Grant Tkachuk	64	12	13	25	26	1	1	3	99	-8
7	Geordie Robertson	32	11	12	23	12	3	0	5	64	-6
18	Trent Kaese	44	9	11	20	68	0	0	0	96	-10
27	Shawn Anderson	31	5	14	19	24	1	0	0	67	+12
23	Shawn Whitham	46	4	15	19	75	4	0	0	97	-21
28	Mark Ferner	55	0	18	18	97	0	0	0	82	-2
21	Keith Gretzky	23	3	13	16	0	0	0	0	33	-13
4	Steve Smith	48	2	12	14	79	0	2	0	85	+9
8	Jeff Capello	39	6	7	13	22	2	0	1	67	-9
21	Grant Martin	6	7	5	12	6	4	0	1	32	+3
16	Paul Brydges	50	8	3	11	36	0	2	2	79	-9
3	Jim Hofford	34	1	9	10	139	0	0	0	35	+1
35	Wayne Van Dorp	27	3	6	9	202	3	0	0	24	-7
25	Jeff Parker	6	2	4	6	9	1	0	0	20	-6
15	Bob Halkidis	16	0	6	6	64	0	0	0	15	+6
15	Bob Logan	5	2	2	4	2	0	0	0	11	-4
29	Joe Reekie	21	1	2	3	56	0	0	0	26	-4
25	Dave Moylan	19	0	2	2	15	0	0	0	17	+0
32	Graeme Bonar	1	0	0	0	2	0	0	0	2	-3
34	Brad Miller	3	0	0	0	4	0	0	0	1	-2
23	Ed Hospodar	5	0	0	0	10	0	0	0	7	-5

No.	Goalie	GP	MIN	GA	EW	SO SAVE	PCT	GAA	W	L	T	
31	Brian Ford	19	1075	60	1	2	451	.883	3.35	12	5	1
44	Kenton Rein	15	676	39	0	2	269	.881	3.46	5	6	2
44	Darren Eliot	23	969	59	0	0	397	.871	3.65	8	5	2
1	Darcy Wakaluk	33	1566	97	5	1	645	.869	3.72	11	14	0
44	Jacques Cloutier	11	527	41	0	0	227	.847	4.67	2	7	0
	Team Totals	80	4814	298	6	5	2015	.872	3.69	38	37	5

### Scoring By Period:

	1	2	3	OT	TOT.
Amerks	94	104	106	1	305
Opponents	97	192	101	2	302

### AMERK FACT

The Amerks' Hotline has the latest news on the team and the rest of the American Hockey League. It can be called 24 hours a day. The number is (716) 454-1033.

## 1988-89 AHL REGULAR SEASON STANDINGS

North	GP	W	L	T	PTS	GF	GA
Sherbrooke	80	47	24	9	103	345	261
Halifax	80	42	30	8	92	345	300
Moncton	80	37	34	9	83	320	313
New Haven	80	35	35	10	80	325	309
Maine	80	32	40	8	72	262	317
Springfield	80	32	44	4	68	287	341
Cape Breton	80	27	47	6	60	308	388

South	GP	W	L	T	PTS	GF	GA
Adirondack	80	47	27	6	100	369	294
Hershey	80	40	30	10	90	361	309
Utica	80	37	34	9	83	309	295
Newmarket	80	38	36	6	82	339	334
Rochester	80	38	37	5	81	305	302
Baltimore	80	30	46	4	64	317	347
Binghamton	80	28	46	6	62	307	392

## 1988-89 AHL SCORING LEADERS

Name and Team	GP	G	A	PTS
Stephan Lebeau, Sherbrooke	78	70	64	134
Murray Eaves, Adirondack	80	46	72	118
Benoit Brunet, Sherbrooke	73	41	76	117
Mike Richard, Baltimore	80	44	63	107
Don Biggs, Hershey	76	36	67	103

## AHL 1989 PLAYOFF REVIEW

### Quarter-Finals

New Haven defeated Sherbrooke four games to two.  
 Moncton defeated Halifax four games to none.  
 Adirondack defeated Newmarket four games to one.  
 Hershey defeated Utica four games to one.

### Semi-Finals

New Haven defeated Moncton four games to two.  
 Adirondack defeated Hershey four games to three.

### Calder Cup Finals

Adirondack defeated New Haven four games to one.

### Jack Butterfield Trophy Winner (M.V.P. of Playoffs):

Sam St. Laurent, Adirondack

# JOHN VAN BOXMEER



HEAD COACH

A veteran of 12 professional seasons, former Sabres' defenseman John Van Boxmeer this fall enters his fifth full term as the coach of Buffalo's top farm club, the Rochester Americans of the American Hockey League. It took Van Boxmeer only two years to bring Rochester its fifth Calder Cup, which was won in 1986-87. After four years on the job, he ranks second on Rochester's all-time coaching victory list with 183. (Joe Crozier is the leader with 261 career wins.)

Van Boxmeer received his coaching start in the Sabres' organization during the 1984-85 season when he was named an assistant coach under Jim Schoenfeld in Rochester. When Schoenfeld returned to the active ranks with the Sabres in December of that year, Van Boxmeer was named interim coach. He has been behind the Rochester bench ever since.

Van Boxmeer's career coaching record is 183-149-37 (.546 winning percentage), and he, Crozier and Mike Keenan are the only Amerk coaches to win AHL championships.

The former high-scoring defenseman started his professional career in Montreal, as the Canadiens selected him in the first round of the 1972 Entry Draft. Van Boxmeer also played with Colorado and Quebec in addition to Buffalo. He enjoyed four productive seasons with the Sabres, registering a career-high 69 points in 1980-81. (That was a Sabre record for points by a defenseman until Phil Housley scored 70 in 1988-89.) Van Boxmeer was selected to take part in the 1982 NHL All-Star Game. He had 54 assists in 1982-83, which remains a one-season high for Sabres' defensemen. Van Boxmeer earned a Stanley Cup ring as a member of the Canadiens in 1975-76.

John and his wife, Judy, have a daughter, Ashley Marie, and a son, Henry Gerald.

## PLAYING RECORD

Season	Club	League	REGULAR SEASON					PLAYOFFS				
			GP	G	A	PTS	PIM	GP	G	A	PTS	PIM
1972-73	Nova Scotia	AHL	76	5	29	34	139	13	1	6	7	26
1973-74	Nova Scotia	AHL	47	8	20	28	78	—	—	—	—	—
	Montreal	NHL	20	1	4	5	18	1	0	0	0	0
1974-75	Montreal	NHL	9	0	2	2	0	—	—	—	—	—
	Nova Scotia	AHL	43	4	13	17	68	6	1	3	4	9
1975-76	Montreal	NHL	46	6	11	17	31	—	—	—	—	—
1976-77	Montreal	NHL	4	0	1	1	0	—	—	—	—	—
	Colorado	NHL	41	2	11	13	32	—	—	—	—	—
1977-78	Colorado	NHL	80	12	42	54	87	2	0	1	1	2
1978-79	Colorado	NHL	76	9	34	43	46	—	—	—	—	—
1979-80	Buffalo	NHL	80	11	40	51	55	14	3	5	8	12
1980-81	Buffalo	NHL	80	18	51	69	69	8	1	8	9	7
1981-82	Buffalo	NHL	69	14	54	68	62	4	0	1	1	6
1982-83	Buffalo	NHL	65	6	21	27	53	9	1	0	1	10
1983-84	Quebec	NHL	18	5	3	8	12	—	—	—	—	—
	Fredericton	AHL	45	10	34	44	48	7	2	5	7	8
1984-85	Rochester	AHL	2	0	0	0	2	—	—	—	—	—
NHL TOTALS			588	84	274	358	465	38	5	15	20	37
TOTALS AS A SABRE			294	49	166	215	239	35	5	14	19	35

## ALL-TIME AMERICANS' REGULAR SEASON RECORDS

<i>Season</i>	<i>GP</i>	<i>W</i>	<i>L</i>	<i>T</i>	<i>Pts.</i>	<i>Coach</i>
1956-57	64	34	25	5	73	Billy Reay
1957-58	70	29	35	6	64	Roly McLeanahan
1958-59	70	34	31	5	73	Bucko MacDonald, Sam Pollack, Steve Kraftcheck
1959-60	72	40	27	5	85	Steve Kraftcheck
1960-61	72	32	36	4	68	Steve Kraftcheck, Jack Riley
1961-62	70	33	31	6	72	Johnny Crawford
1962-63	72	24	39	9	57	Rudy Migay
1963-64	72	40	30	2	82	Joe Crozier
1964-65	72	48	21	3	99	Joe Crozier
1965-66	72	46	21	5	97	Joe Crozier
1966-67	72	38	25	9	85	Joe Crozier
1967-68	72	38	25	9	85	Joe Crozier
1968-69	74	25	38	11	61	Dick Gamble
1969-70	72	18	38	16	52	Dick Gamble
1970-71	72	25	36	11	61	Dick Gamble, John O'Flaherty
1971-72	76	28	38	10	66	Doug Adams, Don Cherry
1972-73	76	33	31	12	78	Don Cherry
1973-74	76	42	21	13	97	Don Cherry
1974-75	76	42	25	9	93	Dick Mattiussi
1975-76	76	42	25	9	93	Dick Mattiussi
1976-77	80	42	33	5	89	Duane Rupp
1977-78	81	43	31	7	93	Duane Rupp
1978-79	80	26	42	12	64	Duane Rupp, Gary Darling, Ron Garwaisiuk, Pat Kelly
1979-80	80	28	42	10	66	Billy Inglis
1980-81	80	30	42	8	68	Mike Keenan
1981-82	80	40	31	9	89	Mike Keenan
1982-83	80	46	25	9	101	Mike Keenan
1983-84	80	46	32	2	94	Joe Crozier
1984-85	80	40	27	13	93	Jim Schoenfeld, John Van Boxmeer
1985-86	80	34	39	7	71	John Van Boxmeer
1986-87	80	47	26	7	101	John Van Boxmeer
1987-88	80	46	27	7	100	John Van Boxmeer
1988-89	80	38	37	5	81	John Van Boxmeer

### AMERK FACT

The Americans have won the Calder Cup in 1965, 1967, 1968, 1983 and 1987.

## AMERICANS' TEAM SEASON RECORDS

<i>CATEGORY</i>	<i>OVERALL</i>	<i>HOME</i>	<i>AWAY</i>
Points - Most	101 (twice)	64 (87-88)	43 (3 times)
- Least	52 (69-70)	37 (69-70)	10 (62-63)
Wins - Most	48 (64-65)	30 (87-88)	21 (83-84)
- Least	18 (69-70)	14 (69-70)	4 (twice)
Losses - Most	42 (twice)	18 (78-79)	30 (62-63)
- Least	21 (twice)	4 (65-66)	13 (twice)
Ties - Most	16 (69-70)	9 (69-70)	8 (twice)
- Least	2 (twice)	0 (twice)	1 (3 times)

**Goals Scored** - 389 (82-83)

**Fewest Goals Scored** - 205 (57-58)

**Goals Against** - 349 (78-79)

**Fewest Goals Against** - 199 (twice)

**Most Scoring Points:** 1043 (82-83)

**Most Power-Play Goals:** 99 (82-83)

**Most Short-handed Goals:** 19 (82-83, 88-89)

**Most Penalty Minutes:** 2356 (88-89)

**Most 20 Goal Scorers:** 8 (73-74, 77-78, 82-83)

**Most 30 Goal Scorers:** 5 (65-66, 81-82, 82-83)

**Most 40 Goal Scorers:** 3 (74-75, 82-83)

**Longest Winning Streak:** 11 (Oct. 11 - Nov. 2, 1984)

**Longest Home Winning Streak:** 15 (Jan. 17 - Mar. 26, 1965)

**Longest Unbeaten Streak:** 14 (1965-66 - 13-0-1)

**Longest Losing Streak:** 10 (Feb. 6 - 21, 1981; Oct. 7-29, 1988)

**Longest Winning Streak:** 14 (Mar. - Apr., 1970 - 0-10-4)

## AMERICANS' TEAM GAME RECORDS

**Most Goals:** 14 (vs. Cleveland, Nov. 24, 1966)

**Most Goals on Road:** 10 (vs. Springfield, Apr. 1, 1972; vs. Fredericton, Nov. 24, 1981; vs. Maine, Dec. 29, 1982)

**Most Assists:** 25 (vs. St. Catharines, Apr. 7, 1985)

**Most Points:** 38 (vs. St. Catharines, Apr. 7, 1985)

**Most Goals - Both Teams:** 20 (Rochester 14, Cleveland 6 - Nov. 24, 1966)

**Greatest Winning Margin:** 12 (Rochester 13, New Haven 1 - Jan. 17, 1975)

**Greatest Losing Margin:** 12 (Providence 15, Rochester 3 - Feb. 13, 1972; Nova Scotia 13, Rochester 1 - Feb. 15, 1980; Baltimore 12, Rochester 0 - Nov. 23, 1984)

**Highest Tie Score:** 8-8 (Nov. 11, 1962 vs. Springfield)

**Scoreless Ties:** Nov. 7, 1964 vs. Buffalo; Mar. 31, 1967 vs. Pittsburgh; Feb. 26, 1971 vs. Baltimore; Feb. 11, 1972 vs. Richmond; Jan. 27, 1974 vs. Virginia

### AMERK FACT

Some of the people who have coached in Rochester over the years are Mike Keenan, Don Cherry, Jim Schoenfeld and Billy Reay.

## AMERICANS' ONE SEASON INDIVIDUAL RECORDS

**Most Goals:** 61 (Paul Gardner - 1985-86)  
**Most Assists:** 73 (Geordie Robertson - 1982-83)  
**Most Points:** 119 (Geordie Robertson - 1982-83)  
**Most Penalty Minutes:** 446 (Rob Ray - 1988-89)  
**Most Power Play Goals:** 25 (Paul Gardner - 1985-86)  
**Most Short-handed Goals:** 11 (Gary McAdam - 1982-83)  
**Most Game-Winning Goals:** 9 (Jody Gage - 1987-88)  
**Most Unassisted Goals:** 9 (Paul O'Neill - 1975-76)

**Most Goals by a Center:** 61 (Paul Gardner - 1985-86)  
**Most Assists by a Center:** 73 (Geordie Robertson - 1982-83)  
**Most Points by a Center:** 119 (Geordie Robertson - 1982-83)  
**Most Penalty Minutes by a Center:** 154 (Bob Mongrain - 1983-84)

**Most Goals by a Left Wing:** 51 (Murray Kuntz - 1973-74)  
**Most Assists by a Left Wing:** 59 (Stan Smrke - 1964-65)  
**Most Points by a Left Wing:** 98 (Dick Gamble - 1965-66)  
**Most Penalty Minutes by a Left Wing:** 446 (Rob Ray - 1988-89)

**Most Goals by a Right Wing:** 60 (Jody Gage - 1987-88)  
**Most Assists by a Right Wing:** 61 (Ed Litzenberger - 1964-65)  
**Most Points by a Right Wing:** 104 (Jody Gage - 1987-88)  
**Most Penalty Minutes by a Right Wing:** 352 (Kevin Kerr - 1987-88)

**Most Goals by a Defenseman:** 18 (Rick Pagnutti - 1972-73)  
**Most Assists by a Defenseman:** 58 (Bob Hess - 1980-81)  
**Most Points by a Defenseman:** 75 (Bob Hess - 1980-81)  
**Most Penalty Minutes by a Defenseman:** 322 (Jim Hofford - 1987-88)

**Most Goals by a Goaltender:** 1 (Darcy Wakaluk - 1987-88)  
**Most Assists by a Goaltender:** 6 (Darcy Wakaluk - 1987-88)  
**Most Penalty Minutes by a Goaltender:** 55 (Jim Pettie - 1976-77)  
**Most Games Played by a Goaltender:** 72 (Gerry Cheevers - 1964-65)  
**Most Minutes Played by a Goaltender:** 4359 (Gerry Cheevers - 1964-65)  
**Most Wins by a Goaltender:** 48 (Gerry Cheevers - 1964-65)  
**Most Shutouts by a Goaltender:** 6 (Bob Perreault - 1967-68)  
**Lowest Goals-Against Average:** 2.68 (Gerry Cheevers - 1964-65)

**Most Goals by a Rookie:** 41 (Billy Hicke - 1958-59)  
**Most Assists by a Rookie:** 56 (Billy Hicke - 1958-59)  
**Most Points by a Rookie:** 97 (Billy Hicke - 1958-59)  
**Most Penalty Minutes by a Rookie:** 446 (Rob Ray - 1988-89)

**Most Consecutive Games With a Point:** 23 (Paul Gardner - 1985-86)

## AMERICANS' INDIVIDUAL GAME RECORDS

**Most Goals:** 5 (Dave Hynes - Jan. 17, 1975)  
**Most Assists:** 6 (Rudy Migay - Feb. 6, 1959; Ed Litzenberger - Jan. 24, 1965; Geordie Robertson - Dec. 26, 1983)  
**Most Points:** 7 (Ed Joyal - Feb. 24, 1967; Geordie Robertson - Dec. 26, 1983)  
**Most Penalty Minutes:** 54 (Wally Weir - Jan. 16, 1981 - four misconducts, two majors, two minors)

## ROCHESTER AMERICANS' CAREER LEADERS 1956-89

### Games Played

Dick Gamble .....	571
Norm Armstrong .....	566
Darryl Sly .....	517
Stan Smrke .....	513
Bronco Horvath .....	473
Gerry Ehman .....	465
Les Duff .....	399
Don Cherry .....	390
Geordie Robertson .....	359
Dave Fenyves .....	358

### Goals

Dick Gamble .....	300
Gerry Ehman .....	237
Bronco Horvath .....	199
Stan Smrke .....	197
Geordie Robertson .....	164
Norm Armstrong .....	164
Jody Gage .....	159
Mal Davis .....	155
Bob Mongrain .....	153
Jim Pappin .....	134
Barry Merrell .....	134

### Penalty Minutes

Norm Armstrong .....	983
Jim Hofford .....	979
Chris Langevin .....	750
Kevin Kerr .....	658
Ron Garwasiuk .....	655

### Assists

Bronco Horvath .....	343
Gerry Ehman .....	283
Dick Gamble .....	265
Stan Smrke .....	239
Geordie Robertson .....	231
Norm Armstrong .....	228
Barry Merrell .....	187
Bob Mongrain .....	186
Gordie Clark .....	179
Jody Gage .....	178
Ron Garwasiuk .....	178

### Points

Dick Gamble .....	565
Bronco Horvath .....	542
Gerry Ehman .....	520
Stan Smrke .....	436
Geordie Robertson .....	395
Norm Armstrong .....	392
Bob Mongrain .....	339
Jody Gage .....	337
Barry Merrell .....	321
Ron Carwasiuk .....	308

### AMERK FACT

Fans in the Buffalo area who wish to attend an Americans' game should head on the New York State Thruway East to Exit 47 (Leroy). From there, go on Route I-490 East, exiting at Plymouth Ave. Take a right on Plymouth, then take a left on to Broad Street. The War Memorial is located at Broad and Exchange Streets (two blocks down from Plymouth).

Fans east of Rochester can take the I-490 West to Clinton Avenue/Downtown exit. At the second light, take a left on to Court Street. After crossing over the bridge, the War Memorial is on the right at Exchange and Broad.

## 1989-90 ROCHESTER AMERICANS' SCHEDULE

### HOME

Fri., Oct. 6	Utica
Sun., Oct. 8	Newmarket
Fri., Oct. 13	Hershey
Fri., Oct. 20	Binghamton
Sun., Oct. 22	Newmarket
Sun., Oct. 29	Binghamton
Fri., Nov. 3	Baltimore
Sun., Nov. 5	Newmarket
Sun., Nov. 12	Cape Breton
Wed., Nov. 22	Sherbrooke
Sun., Nov. 26	Adirondack
Wed., Nov. 29	Baltimore
Fri., Dec. 1	Adirondack
Fri., Dec. 8	Utica
Sun., Dec. 10	New Haven
Wed., Dec. 13	Newmarket
Sun., Dec. 17	Cape Breton
Wed., Dec. 27	Adirondack
Sun., Dec. 31	Springfield
Wed., Jan. 10	Halifax
Fri., Jan. 12	Utica
Sun., Jan. 14	Baltimore
Wed., Jan. 24	Sherbrooke
Fri., Jan. 26	Hershey
Fri., Feb. 2	Halifax
Sun., Feb. 4	Utica*
Fri., Feb. 9	Adirondack
Sun., Feb. 11	Maine
Wed., Feb. 21	Moncton
Fri., Feb. 23	New Haven
Sun., Feb. 25	Binghamton
Fri., Mar. 2	Adirondack
Sun., Mar. 4	Hershey
Wed., Mar. 14	Maine
Wed., Mar. 21	Newmarket
Fri., Mar. 23	Moncton
Sun., Mar. 25	Utica*
Wed., Mar. 28	Binghamton
Fri., Mar. 30	Binghamton
Sun., Apr. 1	Springfield

\* - Indicates afternoon game

### Starting Times for Americans' Home Games:

Wednesday and Friday nights: 7:35 p.m.  
 Sunday nights: 7:05 p.m.  
 Sunday afternoons: 2:05 p.m.

### AWAY

Sat., Oct. 14	Adirondack
Wed., Oct. 18	Utica
Fri., Oct. 27	Newmarket
Sat., Oct. 28	Binghamton
Wed., Nov. 1	Adirondack
Sat., Nov. 4	Binghamton
Fri., Nov. 10	Utica
Sat., Nov. 11	Baltimore
Wed., Nov. 15	Moncton
Sat., Nov. 18	Halifax
Sun., Nov. 19	Moncton
Fri., Nov. 24	Adirondack
Sat., Nov. 25	Binghamton
Sat., Dec. 2	Utica
Sat., Dec. 9	Hershey
Fri., Dec. 15	Binghamton
Fri., Dec. 22	Newmarket
Tue., Dec. 26	Newmarket
Sat., Dec. 30	Hershey
Tue., Jan. 2	Sherbrooke
Fri., Jan. 5	Springfield
Sat., Jan. 6	Maine
Sun., Jan. 7	Sherbrooke
Sat., Jan. 13	Adirondack
Wed., Jan. 17	Hershey
Fri., Jan. 19	Binghamton
Sat., Jan. 20	Baltimore
Sun., Jan. 21	New Haven
Sat., Jan. 27	Springfield
Thu., Feb. 1	Newmarket
Fri., Feb. 16	Cape Breton
Sat., Feb. 17	Halifax
Sun., Feb. 18	Cape Breton
Sat., Feb. 24	Adirondack
Sat., Mar. 10	Maine
Sun., Mar. 11	New Haven
Fri., Mar. 16	Newmarket
Sat., Mar. 17	Utica
Sun., Mar. 18	Baltimore
Sat., Mar. 31	Utica

## TELEVISION-RADIO INFORMATION

While the Sabres' line-up on the ice changes from game to game, Buffalo's fans will watch hockey on the same broadcast outlets as they did in the previous two seasons.

WNYB-TV and the Niagara Frontier Sports Network (NFSN) will be back as the Sabres' television outlets. Ted Darling will return as the "Voice of the Sabres." Ted is celebrating his 20th season of describing the team's play. Before coming to Buffalo, Darling graduated from Ryerson Institute and worked for the CBC and for "Hockey Night in Canada."

Color commentator Mike Robitaille is starting his seventh season of broadcasting for the Sabres, and he's developed a large following during that time. Robitaille played for the Sabres from 1971 to 1974. He and current General Manager Gerry Meehan were traded to Vancouver together in 1974.

During home games, John Gurtler will be back as intermission host. Gurtler has been Buffalo's Director of Public Relations since 1986, and he has worked on the broadcasts since that time. Before coming to the Sabres, Gurtler had worked for the Colorado Flames and the Rochester Americans.

Gurtler will again join former Sabre Danny Gare in the studio between periods. Gare is one of the top players in Buffalo history, having played for the team from 1975 to 1981. Gare will supply analysis of highlights and keep viewers updated on news around the league.

On the radio side, WBEN (AM-930) will broadcast the entire Sabres' schedule. Rick Jeanneret and Jim Lorentz will be the announcing team for most of the games. Jeanneret is entering his 19th season as a Buffalo broadcaster, while Lorentz has been describing the action from the press box since 1981.

All broadcasts arrangements are subject to change. We suggest that you check your local listings as each game approaches.

### WNYB-TV 49

Day	Date	Opponent	Time
Saturday	October 7	Montreal	8:00
Wednesday	October 11	Toronto	7:30
Wednesday	October 18	Hartford	7:30
Saturday	October 21	Pittsburgh	7:30
Thursday	November 2	Montreal	7:30
Saturday	November 4	Boston	7:00
Wednesday	November 8	Hartford	7:30
Saturday	November 25	Quebec	7:30
Tuesday	November 28	Hartford	7:30
Thursday	November 30	Boston	7:30
Tuesday	December 5	N.Y. Islanders	7:30
Thursday	December 7	Philadelphia	7:30
Saturday	December 16	Boston	1:30
Wednesday	December 20	N.Y. Rangers	7:30
Saturday	December 23	Quebec	7:30
Tuesday	January 2	New Jersey	7:45
Saturday	January 6	Montreal	7:30
Thursday	January 11	Calgary	9:30
Tuesday	January 16	Los Angeles	10:30

Tuesday	January 23	Philadelphia	7:30
Wednesday	January 24	Chicago	8:30
Tuesday	January 30	Quebec	7:30
Saturday	February 3	Montreal	8:00
Tuesday	February 13	Chicago	8:30
Saturday	March 3	Quebec	7:30
Tuesday	March 6	Washington	7:30
Thursday	March 8	Boston	7:30
Saturday	March 10	Hartford	7:30
Tuesday	March 27	Detroit	7:30
Saturday	March 31	Pittsburgh	7:30

### NFSN

Day	Date	Opponent	Time
Thursday	October 5	Quebec	7:30
Friday	October 13	Hartford	7:30
Friday	October 20	Montreal	7:30
Sunday	October 29	Boston	7:00
Sunday	November 5	Los Angeles	7:00
Wednesday	November 22	N.Y. Rangers	7:30
Sunday	November 26	Hartford	7:00
Friday	December 1	New Jersey	7:30
Wednesday	December 13	Boston	7:30
Sunday	December 17	Philadelphia	7:00
Friday	December 22	Montreal	7:30
Tuesday	December 26	Detroit	7:30
Friday	December 29	Boston	7:30
Sunday	December 31	N.Y. Islanders	7:00
Sunday	January 7	Boston	7:30
Friday	January 19	Washington	7:30
Friday	January 26	Chicago	7:30
Sunday	January 28	Pittsburgh	2:00
Wednesday	January 31	Quebec	7:30
Sunday	February 4	N.Y. Islanders	7:00
Wednesday	February 7	Montreal	7:30
Friday	February 9	N.Y. Rangers	7:30
Friday	February 16	Montreal	7:30
Sunday	February 18	Hartford	7:00
Sunday	March 4	Quebec	7:00
Wednesday	March 14	Los Angeles	7:30
Wednesday	March 21	Calgary	7:30
Sunday	March 25	New Jersey	2:00
Thursday	March 29	Minnesota	7:30
Sunday	April 1	Quebec	7:00

### SABRE FACT

The Sabres had a winning record in 1987-88 despite being outscored by their opponents by a margin of 22 goals. No team in NHL history has ever been outscored by such a margin and managed to be above .500. The previous high was the record of the 1963-64 Detroit Red Wings, who were one point above .500 despite being outscored by 13 goals.

## SPORTSCHANNEL AMERICA 1989 NHL TELEVISION SCHEDULE

### Thursday, Oct. 5

New Jersey at Philadelphia - 7:30  
Toronto at Los Angeles - 10:30

### Saturday, Oct. 7

Pittsburgh at New Jersey - 7:45  
Edmonton at Los Angeles - 10:30

### Sunday, Oct. 8

Minnesota at Buffalo - 7:00  
Detroit at Los Angeles - 10:30

### Wednesday, Oct. 11

Calgary at N.Y. Rangers - 7:30  
N.Y. Islanders at Los Angeles - 10:30

### Saturday, Oct. 14

Chicago at St. Louis - 8:30

### Sunday, Oct. 15

Calgary at Philadelphia - 7:00

### Wednesday, Oct. 18

Calgary at Montreal - 7:30

### Saturday, Oct. 21

N.Y. Rangers at Philadelphia - 7:30

### Sunday, Oct. 22

Los Angeles at Chicago - 8:30

### Wednesday, Oct. 25

Quebec at Hartford - 7:30  
Calgary at Los Angeles - 10:30

### Saturday, Oct. 28

N.Y. Rangers at N.Y. Islanders - 7:30

### Sunday, Oct. 29

Edmonton at Montreal - 7:00

### Thursday, Nov. 2

Buffalo at Montreal - 7:30

### Saturday, Nov. 4

New Jersey at Calgary - 8:00

### Wednesday, Nov. 8

Buffalo at Hartford - 7:30  
Calgary at Los Angeles - 10:30

### Saturday, Nov. 11

Chicago at N.Y. Islanders - 7:30  
Montreal at Los Angeles - 10:30

### Sunday, Nov. 12

N.Y. Islanders at N.Y. Rangers - 7:30

### Wednesday, Nov. 15

Boston at Hartford - 7:30

### Saturday, Nov. 18

Chicago at Calgary - 8:00

### Sunday, Nov. 19

Chicago at Edmonton - 8:00

### Wednesday, Nov. 22

Montreal at Philadelphia - 7:30  
Chicago at Los Angeles - 10:30

### Thursday, Nov. 23

Toronto at Boston - 7:30

### Friday, Nov. 24

Edmonton at Philadelphia - 1:00

### Saturday, Nov. 25

Edmonton at N.Y. Islanders - 7:30  
Vancouver at Los Angeles - 10:30

### Sunday, Nov. 26

Hartford at Buffalo - 7:00

### Wednesday, Nov. 29

Quebec at Montreal - 7:30

### Saturday, Dec. 2

Washington at New Jersey - 7:45  
N.Y. Rangers at Los Angeles - 10:30

### Sunday, Dec. 3

Boston at Philadelphia - 7:00

### Wednesday, Dec. 6

Washington at Pittsburgh - 7:30

### Saturday, Dec. 9

Chicago at Pittsburgh - 7:30

### Sunday, Dec. 10

Washington at Buffalo - 7:00

### Wednesday, Dec. 13

Chicago at Montreal - 7:30

### Saturday, Dec. 16

Los Angeles at Philadelphia - 7:30

### Sunday, Dec. 17

Montreal at N.Y. Rangers - 7:30

### Wednesday, Dec. 20

Boston at Hartford - 7:30

### Saturday, Dec. 23

Chicago at Toronto - 8:00

### Wednesday, Dec. 27

Washington at New Jersey - 7:45

### Saturday, Dec. 30

N.Y. Islanders at Quebec - 7:30  
Philadelphia at Los Angeles - 10:30

### Sunday, Dec. 31

N.Y. Islanders at Buffalo - 7:00

All times are p.m. Eastern. The 1990 portion of the telecast schedule will be announced later in the season.




## SABRES' GAME-BY-GAME RECORD

No.	Date	Opponent	Score	WLT	Record	Goal Scorers
1	10-5	Quebec				
2	10-7	at Montreal				
3	10-8	Minnesota				
4	10-11	at Toronto				
5	10-13	Hartford				
6	10-14	at Detroit				
7	10-18	at Hartford				
8	10-20	Montreal				
9	10-21	at Pittsburgh				
10	10-25	at Minnesota				
11	10-27	Toronto				
12	10-29	Boston				
13	11-2	at Montreal				
14	11-4	at Boston				
15	11-5	Los Angeles				
16	11-8	at Hartford				
17	11-10	Vancouver				
18	11-12	Edmonton				
19	11-16	at Calgary				
20	11-17	at Edmonton				
21	11-19	at Vancouver				
22	11-22	N.Y. Rangers				
23	11-25	at Quebec				
24	11-26	Hartford				
25	11-28	at Hartford				
26	11-30	at Boston				
27	12-1	New Jersey				
28	12-3	St. Louis				
29	12-5	at N.Y. Islanders				
30	12-7	at Philadelphia				
31	12-10	Washington				
32	12-13	Boston				
33	12-16	at Boston				
34	12-17	Philadelphia				
35	12-20	at N.Y. Rangers				
36	12-22	Montreal				
37	12-23	at Quebec				
38	12-26	Detroit				
39	12-29	Boston				
40	12-31	N.Y. Islanders				

No.	Date	Opponent	Score	WLT	Record	Goal Scorers
41	1-2	at New Jersey				
42	1-6	at Montreal				
43	1-7	Boston				
44	1-11	at Calgary				
45	1-13	at Vancouver				
46	1-16	at Los Angeles				
47	1-19	Washington				
48	1-23	at Philadelphia				
49	1-24	at Chicago				
50	1-26	Chicago				
51	1-28	Pittsburgh				
52	1-30	at Quebec				
53	1-31	Quebec				
54	2-3	at Montreal				
55	2-4	N.Y. Islanders				
56	2-7	Montreal				
57	2-9	N.Y. Rangers				
58	2-11	at St. Louis				
59	2-13	at Chicago				
60	2-16	Montreal				
61	2-18	Hartford				
62	2-20	at Winnipeg				
63	2-21	at Edmonton				
64	2-23	Hartford				
65	2-25	Winnipeg				
66	2-27	at St. Louis				
67	3-3	at Quebec				
68	3-4	Quebec				
69	3-6	at Washington				
70	3-8	at Boston				
71	3-10	at Hartford				
72	3-14	Los Angeles				
73	3-16	Toronto				
74	3-18	Winnipeg				
75	3-21	Calgary				
76	3-25	New Jersey				
77	3-27	at Detroit				
78	3-29	Minnesota				
79	3-31	at Pittsburgh				
80	4-1	Quebec				

A U T O G R A P H S

**Boy, could  
I go for a  
Genny now.®**



GBCO ROCH. NY