




# 1979-80 Sabres' Schedule

S	M	T	W	T	F	S	S	M	T	W	T	F	S
OCTOBER							NOVEMBER						
	1	2	3	4	5	6					1	2	3 TOR
7	8	9	10	11 WSH	12	13 W NYI	4 W PHIL	5	6	7	8 CHI	9	10 WSH
14 MIN	15	16	17 HART	18	19	20 W ST L	11 COLO	12	13	14	15 ATL	16	17 MIN
21 VAN	22	23	24 PITT	25 W DET	26	27 QUE	18 EDM	19	20	21 HART	22	23	24 W WSH
28 COLO	29	30	31 W CHI				25 MIN	26	27 W BOS	28	29 NYR	30 W ATL	
DECEMBER							JANUARY						
						1			1	2	3	4	5 W PITT
2 WSH	3	4	5 ATL	6	7 W COLO	8	6 W PHIL	7	8	9 NYI	10	11 W COLO	12
9	10 DET	11	12	13 CHI	14	15 W PHIL	13 EDM	14	15	16 LA	17	18 VAN	19
16 BOS	17	18	19 WIN	20 LA	21	22 W HART	20 EDM	21	22	23	24 W BOS	25	26 W MON
23 QUE	24	25	26	27 W TOR	28	29 W MON	27 LA	28	29	30	31 NYR		
30	31 WIN												
FEBRUARY							MARCH						
						1							1
						2 W NYI							
3 VAN	4	5	6	7 PITT	8	9 ST L	2 W MIN	3	4	5 W NYR	6 HART	7	8
10	11 ST L	12	13	14 W BOS	15	16 W DET	9 ST L	10	11	12 WIN	13	14	15 LA
17 W MON	18	19 W QUE	20 WIN	21	22	23	16	17	18	19 VAN	20	21	22 W TOR
24 W CHI	25	26	27 PHIL	28	29 EDM		23 NYI	24	25 W NYR	26	27 DET	28	29
							30 MON	31					
W Indicates games televised on WGR-TV All home games not on WGR-TV will be televised on Cable TV * Indicates afternoon game							APRIL						
HOME ROAD  									1 W ATL	2	3 QUE	4	5 W PITT
							6 TOR	7	8	9	10	11	12

**THE BANK OF NEW YORK**  
Western Region

The Buffalo Sabres Official Media Guide is sponsored by The Bank of New York - Western Region

# BUFFALO SABRES MEDIA GUIDE 1979-80



24002

\$2.00

CHERYL TAKAC

Being a customer of  
The Bank of New York  
has its advantages.


Almost 150 of them,  
in fact.

That's how many Bank of New York offices stretch from one end of New York State to the other. Offices where you can cash a check, make a deposit or payment, and receive the same helpful, courteous banking service you're used to in your home office. Wherever you go, go with The Bank of New York.

Nobody knows New York better than its oldest bank.

**THE BANK OF NEW YORK.**  
**BUFFALO, NEW YORK.**

MEMBER FDIC



**THE FRONT OFFICE**

Sabres' new hockey executive, Scott Bowman, concentrates on doing his job: to bring the Stanley Cup to Buffalo.



**NEW DECADE, NEW LOOK**

A look at the future, but there are many memories of the Sabres' first decade in the NHL: opening night in 1970; the Lady Byng Trophy for Gil Perreault; and the excitement of many past playoff victories.



**THE PLAYERS**

Ric Selling, entering his third year in the NHL, joins new faces, seasoned veterans and a revamped coaching staff in their quest for the Stanley Cup.



**THE MEDIA**

Cynical, hard-bitten newsmen gather around the coach after another Auditorium outing.

T  
A  
B  
L  
E  
  
O  
F  
  
C  
O  
N  
T  
E  
N  
T  
S

Directory	2
The Front Office	3
Seymour/Northrup Knox	4
Robert Swados/David Forman	5
William Scott Bowman	6
John Andersen	7
Roger Neilson	8
Jim Roberts	9
Sabres' Staff/Scouts	10
New Decade, New Look	11
New Decade, New Look	12
Sabres' Final Scoring Statistics, 1978-79	13
1978-79 Scores	14, 15
1978-79 Final NHL Standings, Leading Scorers/Goalies	16
Buffalo vs.	
Atlanta/Boston	17, 18
Chicago/Colorado	19, 20
Detroit/Los Angeles	21, 22
Minnesota/Montreal	23, 24
N.Y.I./N.Y.R.	25, 26
Philadelphia/Pittsburgh	27, 28
St. Louis/Toronto	29, 30
Vancouver/Washington	31, 32
Power Play and Short Handed Goals	
Hat Tricks/Penalty Shots	33
Sabres' Scoring Story	34, 35
Record By Month	35
Draft Selections	36, 37
Nine Years in the NHL	38
What Did They Wear?	39
Awards and Trophies	40-42
Sabres' Records	43-49
The Sabres from Where and When	50
The Players	51
Sabres' 1979-80 Roster	52, 53
Player Biographies	54-95
Billy Inglis	96
Prospects	96-100
The Media	101
Sabres' Broadcast Crew	102
Accommodations/Media Services	103
NHL Public Relations Directory	104

COVER: Left winger Craig Ramsay played the best hockey of his professional career in 1978-79, and as a result he was voted the Sabres' most valuable and popular player.  
Photo by Robert Shaver.

EDITED BY: Leslie Brinkworth.

PHOTOS BY: Ron Moscati, Robert Shaver, David Sherman and Bill Wippert.

## 1979-80 SABRES' DIRECTORY

*Chairman of the Board and President*  
*Vice Chairman of the Board*  
*Vice President and Counsel*  
*Administrative Vice President*  
*Treasurer*  
*Board of Directors*  
*includes all above listed officers and*

*\*Member of Executive Committee*  
*Secretary*  
*Director of Hockey Operations*  
*and General Manager*  
*Assistant General Manager*  
*Coach*  
*Associate Coach*  
*Assistant Coach*  
*Comptroller*  
*Director of Public Relations*  
*Radio/TV Play-by-Play*

*Ticket Manager*  
*Director of Advertising*  
*Director of Marketing*  
*Director of Security*  
*Concessions Manager/*  
*Novelties & Souvenirs*  
*Club Doctor*  
*Orthopedic Consultant*  
*Club Dentist*  
*Head Trainer*  
*Assistant Trainer*  
*Club Staff*

*Executive Offices*  
*Telephone-Executive Offices*  
*Telephone-Ticket Office*  
*Home Ice*  
*Dimensions of Rink*  
*Capacity including Standlees*  
*Location of Press Box*

*Club Colors*  
*Uniforms*

*Off-ice Officials*

*Organist*  
*Soloist*

\*Seymour H. Knox III  
\*Northrup R. Knox  
\*Robert O. Swados  
\*David G. Forman  
\*Joseph T. J. Stewart

Edwin C. Andrews  
Peter C. Andrews  
\*George L. Collins, Jr., M.D.  
John B. Fisher  
Robert E. Rich, Jr.  
Howard T. Saperston, Jr.  
Robert M. Schmon  
\*Paul A. Schoellkopf  
\*George Strawbridge, Jr.  
Arthur Victor, Jr.  
James E. Rolls

William Scott Bowman  
John Andersen  
William Scott Bowman  
Roger Neilson  
Jim Roberts  
Robert W. Pickel  
Paul Wieland  
Ted Darling, Voice of the Sabres;  
Rick Jeanneret  
Lucy Tauriello  
James M. Biggar  
Robert E. Chambers, Jr.  
Mike Scanlan

Jeffrey Pokerwinski  
John L. Butsch, M.D.  
Peter A. Casagrande, M.D.  
Ralph Citron, D.D.S.  
Frank Christie  
Rip Simonick  
Barbara Baumann, Elaine Boldt,  
Leslie Brinkworth, Pat Gerevics,  
Debbie Harbison, Gerry Helper,  
Linda Hoag, Christine Ivansitz,  
Mary Jones, Cindi Kocsis,  
Gerry Magill, Barbara Rimes,  
Gretchen Staebell, Dory Urbanek,  
Susan Westfall, Verna B. Wojcik,  
Linda Zink  
Memorial Auditorium  
716-856-7300  
716-856-3111  
Memorial Auditorium  
196' x 85'  
16,433  
Suspended from ceiling on  
West Side  
Blue, White, Gold  
Home: Base color white,  
trimmed in blue and gold  
Road: Base color blue,  
trimmed in white and gold  
Sam Costello, Milt Ellis,  
Dan Guynn, Louis Madia,  
Mario Morettin, Hank Olejniczak,  
David Regan, Stanley Renkas,  
Clifford Smith  
Norm Wullen  
Joe Byron

# The Front Office





### **SEYMOUR H. KNOX III**

**Chairman of the Board  
and President**

It's been a decade since the determination and drive shown by the Sabres' president put Buffalo's first National Hockey League team on the ice, and his ambitions for the team and the community which supports it still remain the same: a first Stanley Cup for Buffalo, and many more to follow.

Seymour and his brother Norty worked long and hard to get NHL hockey here, and didn't slow down in the first nine seasons of the Sabres. Their leadership was the key factor in the successful hockey

history the franchise has chalked up.

Formerly a nationally-ranked squash racquets player and ex-president of the United States Squash Racquets Association, Seymour had his hockey career ended as a schoolboy with a football injury. But he continued his interest in the game and it paid off in December, 1969, with the grant of the Sabres franchise. He is a vice president of Kidder, Peabody and Co., Inc., member of the New York Stock Exchange, and active as a leader in a variety of community organizations. He is the Sabres' representative on the NHL Board of Governors.




### **NORTHRUP R. KNOX**

**Vice Chairman  
of the Board**

Dogged-persistence by the Knox brothers and their hockey associates led to the Buffalo Sabres franchise, and persistence to build toward championship status describes Norty Knox's life style. He was world champion in the grueling sport of court tennis for ten years, and captain and number one player on the U. S. Polo team in 1966 and 1969. A varsity goalie at Yale University, he was one of the first in the sport to wear contact lenses in the nets, and is the Sabres'

alternate representative on the NHL Board of Governors.



### **ROBERT O. SWADOS**

**Vice President  
and Counsel**

There are a few men who worked long and hard to convince the nation that Buffalo was a big league sports town in the days when there wasn't a big league sports franchise on the Niagara Frontier. Bob Swados was one of those men, and in large part it was his dedication and articulate advocacy for big time sport here that resulted in this becoming one of pro sports premier hotbeds in the past few years.

Former vice president of the Buffalo Bisons Baseball Club and vice president of Major League for Buffalo Inc., he has been counsel to the Knox brothers since their first NHL application in 1965. He is a partner in the law firm of Cohen, Swados, Wright, Hanifin & Bradford. This past summer he was re-elected secretary to the NHL Board of Governors.



### **DAVID G. FORMAN**

**Administrative Vice President**

The day-to-day headaches of the business of sport have been handled since the beginning of the Sabres by Dave Forman, whose administrative ability centers on separating the wheat from the chaff when problems are put before him. If it's sometimes hard to find Dave Forman at his desk, it's because he's out in the Auditorium — in hard hat if need be — checking out some construction, or off at a TV studio arranging for a broader schedule of game telecasts.

A well-known business and civic leader in Western New York for three decades, he

was named administrative vice president and a member of the Sabres' executive committee in the fall of 1970, after serving as club VP since the franchise was awarded.



## WILLIAM SCOTT BOWMAN

General Manager and  
Director of Hockey Operations/Coach

William Scott Bowman is the most successful hockey executive currently active in the game, and his record in 12 years with National Hockey League clubs is already one of the best in NHL history. His teams in Montreal won five Stanley Cups in eight years, the last four in succession, and when Scott was general

manager and coach of the expansion St. Louis Blues in the late 1960's, the Blues were Stanley Cup finalists in three of four seasons.

He guided the Canadiens to that fourth consecutive Stanley Cup last spring, despite a string of injuries and personnel setbacks which began in the fall and extended through the final five-game series with the New York Rangers.

The 46-year-old native of Montreal is no stranger to the post of NHL general manager. He was GM and coach of the St. Louis Blues, the latter job for three of four seasons, from 1967 through 1971, and guided the Blues to three Stanley Cup final appearances during his tenure.

He was chief coach of Team Canada, winner of the 1976 Canada Cup tournament, and coach of this year's NHL All-Stars in the three-game series against the Soviet Union. In 1977 he was named NHL Coach of the Year.

NHL teams under Bowman in Montreal and St. Louis over a 12-year period have won 529 games, lost 193, and tied 150. In Stanley Cup play-off competition Bowman clubs have won 96 games and lost 54 enroute to five Cups.

Scott coached minor hockey clubs from 1954-57 after a head injury ended his promising playing career. In 1957 he was named supervisor of all minor league operations for Montreal. He then became assistant to Sam Pollock as manager and coach of the Hull-Ottawa Canadiens in the old Eastern Professional Hockey League, coached the Peterborough Petes and the Junior Canadiens of the OHA Junior "A" League, and later Omaha of the Central Hockey League.

He and his wife, Suella, and family live in suburban Amherst.

NHL COACHING RECORD											
REGULAR SEASON						PLAYOFFS				Cup Titles	
Seasons	GC	W	L	T	Pctg.	Seasons	GC	W	L		Pctg.
12	872	529	193	150	.693	12	150	96	54	.636	5



## JOHN ANDERSEN

Assistant General Manager

When Scott Bowman was introduced to the Buffalo news media after being named Sabres general manager, he took the moment to announce what he described as "a key and vital move" to build his hockey organization in Buffalo: that John Andersen had accepted the post of assistant general manager.


Andersen had to quickly pick up the pieces in December of 1978 when the top hockey staff except for John was dismissed by the Sabres. And he picked

them up in an admirable fashion, running the club successfully through the rest of the season. Andersen received the title of Director of Player Personnel at that time; and it was his work which resulted in the return of Rick Dudley from the WHA, the trade which brought the aggressive Dave Schultz to the Sabres, and the timely recall of three young defensemen who sparkled through the last part of the schedule in Buffalo.

John has always been in charge of the day-to-day player personnel arrangements in the Sabres organization. He served as director of scouting from the club's beginnings and supervised the drafts which brought such established young stars as Richard Martin, Craig Ramsay, Jim Schoenfeld, Danny Gare, and Gil Perreault to Buffalo.

He also ran trade negotiations for former General Manager Punch Imlach, and his word and opinion is well respected throughout the NHL. A native of Denmark, John emigrated to Canada as a young man and got his first job in hockey with the Toronto Maple Leafs. He was with Toronto for 10 years, then spent a year with the California Golden Seals, and joined Imlach in Buffalo when the Sabres began operations in 1970.





## ROGER NEILSON

Associate Coach

There's an apocryphal story about the intensity of the Sabres' bachelor associate coach's preoccupation with the game of hockey. Once, the story goes, when he was coaching the Peterborough Petes, Roger had a date with a young lady coming up that evening and called one of his Petes players over to tell him of a problem.

"I can't make up my mind," Roger reportedly said, "whether to take her to the midget game or the Junior 'B' game."

His concentration on his chosen profession eventually led Neilson to his first NHL coaching job in the fall of 1977 with the Toronto Maple Leafs. Prior to that he had coached the Leafs' farm club at Dallas, and spent seven seasons with the Petes, handling clubs that never finished lower than third in the highly-competitive Ontario Junior "A" league and winning one championship.

Roger was considered one of the best instructional coaches in junior hockey, turning out well disciplined teams each season, teams which included such fine all-around hockey players as Bob Gainey, Craig Ramsay, Doug Jarvis, and Stan Jonathan.

Neilson's association with new Sabres GM Scott Bowman goes back to the early 60's when Bowman was coaching that same Peterborough club and Roger was scouting for the Petes and the Montreal Canadiens.

He was also a high school teacher while coaching in Peterborough, giving up his teaching career to become both GM and coach of the Petes his last three years there.

He uses every instructional and research aid known to coaches, reads every article on the sport he can obtain, and has closely studied European and Soviet training and instructional methods. This summer he spent nearly a month in China working with hockey players and coaches in the world's largest country.

A native of Toronto, Roger marked his 45th birthday four days before joining the Sabres organization on June 20. During the off-season, when he's not traveling to China or coaching seminars around the world, he lives at his cottage home on a lake near Peterborough.



## JIM ROBERTS

Assistant Coach

The newest member of the Sabres' coaching staff has been close to Sabres General Manager/Coach Scott Bowman through his entire hockey career. He played junior hockey in Peterborough with Scott his coach, and later under the same Bowman in Hull-Ottawa, Omaha, St. Louis and Montreal.

Roberts was never gifted NHL scorer, but was one of the hard-nosed hockey players which make a winning

and championship blend. He played both right wing and defense during his 16-season NHL career, and was only out of the playoffs once, in 1977-78 when he finished his playing career with St. Louis.

Roberts will assist Bowman, associate coach Roger Neilson and work with Rochester coach Bill Inglis, as well as perform special scouting duties as part of the Sabres novel coaching unit setup.

He and his wife, Judy, and their two daughters live in suburban Williamsville.

## SABRES' ALL-TIME COACHING RECORDS

(REGULAR SEASON)

COACH	Games Coached	Wins	Losses	Ties	Percentage
<b>FLOYD SMITH</b> May, 1974 - May, 1977	241	143	62	36	.668
<b>MARCEL PRONOVOST</b> Oct., 1977 - Dec., 1978	104	52	29	23	.611
<b>BILLY INGLIS</b> Dec., 1978 - June, 1979	56	28	18	10	.589
<b>JOE CROZIER</b> Jan., 1972 - May, 1974	192	77	80	35	.492
<b>GEORGE "PUNCH" IMLACH</b> Oct., 1970 - Jan., 1972	119	32	62	25	.378
<b>(PLAYOFFS)</b>					
<b>FLOYD SMITH</b> 1977, 1976, 1975	32	16	16		.500
<b>MARCEL PRONOVOST</b> 1978	8	3	5		.375
<b>BILLY INGLIS</b> 1979	3	1	2		.333
<b>JOE CROZIER</b> 1973	6	2	4		.333

**STAFF**



**JAMES M. BIGGAR**  
Director of Advertising



**LESLIE BRINKWORTH**  
Publications



**ROBERT E. CHAMBERS, JR.**  
Director of Marketing



**ROBERT W. PICKEL**  
Comptroller



**JEFFREY POKERWINSKI**  
Concessions Manager/  
Novelties & Souvenirs



**MIKE SCANLAN**  
Director of Security



**LUCY TAURIELLO**  
Ticket Manager



**FRANK CHRISTIE**  
Head Trainer



**RIP SIMONICK**  
Assistant Trainer

**SCOUTS**



**ED CHADWICK**



**PAUL GOULET**



**BUCKY KANE**



**RUDY MIGAY**



**MIKE RACICOT**



**THE NHL COMES TO BUFFALO, OCT. 15, 1970**



**GIL PERREAULT WINS LADY BYNG TROPHY, 1973**



**SABRES CELEBRATE OVER-TIME PLAYOFF WIN**

## NEW DECADE, NEW LOOK

The Sabres organization has been radically overhauled as the club enters its second decade in the National Hockey League. Last season front office changes early in the schedule shocked the hockey world, but the team was able to pull itself together and posted the third best record in the league during the last 57 games of the regular schedule, a record good enough to have won the Adams Division if the season had started on Dec. 7, the day that Billy Inglis took over as coach and John Andersen as director of player personnel.

Buffalo appeared to be a legitimate dark horse in 1978-79 for a long run in the Stanley Cup playoffs, but brilliant goaltending by Denis Herron in the nets for Pittsburgh, and what some observers have just termed "fate" knocked them out in the preliminary round.

The club was radically revamped off the ice during the summer, with Scott Bowman coming aboard as general manager and director of hockey operations, Andersen moving to the post of assistant GM, and Roger Neilson joining as Bowman's associate coach. Inglis accepted a coaching job with Buffalo's new American Hockey League affiliate, the Rochester Americans. Jim Roberts then signed on as assistant coach.

The decision to return to stocking a full development team in the AHL was one which brightens the future: The 1975 Sabres, who went to the Stanley Cup finals, were partly a product of the club's development program in Cincinnati, and it's hoped Rochester will provide the same kind of material over the coming decade.

Bowman, Neilson, Roberts and Inglis form what may be the wave of the future in pro hockey coaching, a multi-coach staff to provide better instructional, tactical and strategic methods.

The team's makeup meanwhile has been in the process of slow change. The Sabres obtained Rick Dudley late last year, and traded for the pugnacious Dave Schultz. Injuries caused recalls of three young defensemen from the minors and each one, Mike Boland, Ken Breitenbach and Larry Playfair, played effectively and are threats to be regulars this season.

Tony McKegney, who was a training camp standout last year, and later burned up the American League when put at his normal center spot, returns with a season's experience and shows promise of becoming an outstanding NHL player.

Don Edwards continued his outstanding goaltending, and Bob Sauve was brilliant down the stretch, proving himself a quality NHL goalie.

A nucleus of fast skaters with scoring power remains in Gil Perreault, Richard Martin and Rene Robert, and Don Luce and Ric Seiling are among the league's best two-way players. Their left winger, Craig Ramsay, had his best year as a pro, and was named the Sabres most valuable and popular player. He has to be considered one of the finest all-around players in the league during the past decade.

Defensively, much-injured Jim Schoenfeld and Jerry Korab, who was a tower of strength in 1978-79, return along with other regulars.

The expansion of the league into four new cities didn't cost the Sabres dearly, though some-time regulars Terry Martin and Lee Fogolin were both lost in the expansion draft.

The Sabres ended last season as the second-youngest club in the NHL, so the base for the future is still there in young legs. With special events scheduled through the year to mark Buffalo's 10th season in the NHL, it would seem that for the Sabres and their fans, the best is yet to come.

## FINAL 1978-79 BUFFALO SABRES' SCORING STATISTICS

PLAYER	GP	G	A	PTS	PIM	PPG	SHG	GWG
Gil Perreault	79	27	58	85	20	6	0	4
Danny Gare	71	27	40	67	90	7	0	3
Rene Robert	68	22	40	62	46	1	0	6
Don Luce	79	26	35	61	14	6	2	7
Craig Ramsay	80	26	31	57	10	4	3	3
Richard Martin	73	32	21	53	35	8	0	3
Jerry Korab	78	11	40	51	104	8	1	0
Ric Seiling	78	20	22	42	56	2	0	4
Andre Savard	65	18	22	40	20	2	2	1
Derek Smith	43	14	12	26	8	3	0	0
Jacques Richard	61	10	15	25	26	0	0	1
Jim Schoenfeld	46	8	17	25	67	6	0	0
Tony McKegney	52	8	14	22	10	0	0	1
Lee Fogolin	74	3	19	22	103	0	0	0
Dave Schultz- Buff.	28	2	3	5	86	0	0	0
Dave Schultz- Pitts.	47	4	9	13	157	0	0	0
Bill Stewart	68	1	17	18	101	0	0	0
Terry Martin	64	6	8	14	33	1	0	0
Rick Dudley	24	5	6	11	2	0	0	1
Bill Hajt	40	3	8	11	20	0	1	1
Ken Breitenbach	30	1	8	9	25	0	0	0
Mike Boland	22	1	2	3	29	0	0	0
Richard Dunn	24	0	3	3	14	0	0	0
Larry Playfair	26	0	3	3	60	0	0	0
Don Edwards	54	0	2	2	8	0	0	0
Bob Sauve	29	0	0	0	2	0	0	0
Sub-totals	80	271	446	717	989	54	9	35
Others		9	13	22	37	1	0	1
TOTALS	80	280	459	739	1026	55	9	36

GOALIES	GPI	Mins	GA	SO	EN	Avg	Saves	Effcy	W	L	T
Don Edwards	54	3160	159	2	1	3.02	1409	89.9	26	18	9
Bob Sauve	29	1610	100	0	0	3.73	710	87.7	10	10	7
Randy Ireland	2	30	3	0	0	6.00	14	82.4	0	0	0

SABRES' OFFENSE: 3.50 Goals Per Game      SABRES' DEFENSE: 3.29 Goals Per Game

GOALS BY PERIOD	1	2	3	TOT.	SHOTS ON GOAL	1	2	3	TOT.
BUFFALO	71	112	97	280	BUFFALO	749	871	781	2401
Opponents	77	92	94	263	Opponents	748	855	793	2396

BUFFALO PENALTIES: 320 minors, 44 majors, 8 misc., 7 game misc., 8 bench=1026 minutes  
 OPPONENTS PENALTIES: 322 minors, 44 majors, 8 misc., 8 game misc., 1 match, 7 bench=1048 minutes

BUFFALO RECORD	GP	W	L	T	GF	GA	PTS
at Home	40	19	13	8	150	130	46
on Road	40	17	15	8	130	133	42
vs. Norris Division	20	8	8	4	65	75	20
vs. Adams Division	24	12	9	3	86	71	27
vs. Patrick Division	18	5	8	5	57	67	15
vs. Smythe Division	18	11	3	4	72	50	26
Over-all 1978-79	80	36	28	16	280	263	88
Over-all 1977-78	80	44	19	17	288	215	105
Over-all 1976-77	80	48	24	8	301	220	104
Over-all 1975-76	80	46	21	13	339	240	105
Over-all 1974-75	80	49	16	15	354	240	113
Over-all 1973-74	78	32	34	12	242	250	76
Over-all 1972-73	78	37	27	14	257	219	88
Over-all 1971-72	78	16	43	19	203	289	51
Over-all 1970-71	78	24	39	15	217	291	63
TOTALS	712	332	251	129	2481	2227	793



## BUFFALO SABRES' 1978-79 SCORES

GAME NO.	DATE	VISITING TEAM	SCORE	HOME TEAM	W	L	T	GF	GA	PTS
1.	Oct. 12	NY Islanders	2	2 BUFFALO	0	0	1	2	2	1
2.	Oct. 14	BUFFALO	5	2 Minnesota	1	0	1	7	4	3
3.	Oct. 15	Detroit	3	2 BUFFALO	1	1	1	9	7	3
4.	Oct. 18	BUFFALO	0	2 Toronto	1	2	1	9	9	3
5.	Oct. 19	Toronto	0	1 BUFFALO	2	2	1	10	9	5
6.	Oct. 22	BUFFALO	2	3 Vancouver	2	3	1	12	12	5
7.	Oct. 26	BUFFALO	0	6 Los Angeles	2	4	1	12	18	5
8.	Oct. 28	BUFFALO	7	7 St. Louis	2	4	2	19	25	6
9.	Nov. 2	BUFFALO	3	3 Philadelphia	2	4	3	22	28	7
10.	Nov. 4	BUFFALO	1	2 Minnesota	2	5	3	23	30	7
11.	Nov. 5	Minnesota	1	2 BUFFALO	3	5	3	25	31	9
12.	Nov. 9	Pittsburgh	4	4 BUFFALO	3	5	4	29	35	10
13.	Nov. 11	BUFFALO	2	0 Washington	4	5	4	31	35	12
14.	Nov. 12	Boston	4	4 BUFFALO	4	5	5	35	39	13
15.	Nov. 15	BUFFALO	2	2 Toronto	4	5	6	37	41	14
16.	Nov. 16	St. Louis	2	6 BUFFALO	5	5	6	43	43	16
17.	Nov. 18	BUFFALO	3	1 Detroit	6	5	6	46	44	18
18.	Nov. 19	Minnesota	2	9 BUFFALO	7	5	6	55	46	20
19.	Nov. 22	Philadelphia	3	2 BUFFALO	7	6	6	57	49	20
20.	Nov. 23	BUFFALO	2	5 Boston	7	7	6	59	54	20
21.	Nov. 26	Colorado	1	4 BUFFALO	8	7	6	63	55	22
22.	Nov. 30	Boston	4	3 BUFFALO	8	8	6	66	59	22
23.	Dec. 2	BUFFALO	1	8 Montreal	8	9	6	67	67	22
24.	Dec. 3	Montreal	4	1 BUFFALO	8	10	6	68	71	22
25.	Dec. 7	Los Angeles	3	3 BUFFALO	8	10	7	71	74	23
26.	Dec. 9	BUFFALO	4	4 Pittsburgh	8	10	8	75	78	24
27.	Dec. 10	Toronto	3	5 BUFFALO	9	10	8	80	81	26
28.	Dec. 13	BUFFALO	6	2 Chicago	10	10	8	86	83	28
29.	Dec. 14	Chicago	2	3 BUFFALO	11	10	8	89	85	30
30.	Dec. 16	BUFFALO	5	2 Minnesota	12	10	8	94	87	32
31.	Dec. 17	Vancouver	3	6 BUFFALO	13	10	8	100	90	34
32.	Dec. 20	BUFFALO	3	6 NY Rangers	13	11	8	103	96	34
33.	Dec. 21	Atlanta	4	5 BUFFALO	14	11	8	108	100	36
34.	Dec. 23	BUFFALO	4	6 Boston	14	12	8	112	106	36
35.	Dec. 27	BUFFALO	5	2 Colorado	15	12	8	117	108	38
36.	Dec. 28	BUFFALO	3	3 Vancouver	15	12	9	120	111	39
37.	Dec. 31	Boston	7	3 BUFFALO	15	13	9	123	118	39
38.	Jan. 4	Chicago	3	3 BUFFALO	15	13	10	126	121	40
39.	Jan. 7	Detroit	3	4 BUFFALO	16	13	10	130	124	42
40.	Jan. 9	BUFFALO	3	5 Atlanta	16	14	10	133	129	42
41.	Jan. 11	Washington	2	6 BUFFALO	17	14	10	139	131	44
42.	Jan. 13	BUFFALO	2	5 Montreal	17	15	10	141	136	44
43.	Jan. 14	Pittsburgh	5	4 BUFFALO	17	16	10	145	141	44
44.	Jan. 18	BUFFALO	4	4 Philadelphia	17	16	11	149	145	45
45.	Jan. 20	BUFFALO	2	1 Boston	18	16	11	151	146	47
46.	Jan. 25	NY Rangers	5	4 BUFFALO	18	17	11	155	151	47
47.	Jan. 27	BUFFALO	6	3 Detroit	19	17	11	161	154	49
48.	Jan. 28	Minnesota	3	1 BUFFALO	19	18	11	162	157	49
49.	Jan. 31	Atlanta	5	2 BUFFALO	19	19	11	164	162	49

50.	Feb. 3	BUFFALO	2	1 Minnesota	20	19	11	166	163	51
51.	Feb. 4	St. Louis	1	3 BUFFALO	21	19	11	169	164	53
52.	Feb. 14	NY Islanders	1	2 BUFFALO	22	19	11	171	165	55
(Re-scheduled from Jan. 21)										
53.	Feb. 15	NY Rangers	3	4 BUFFALO	23	19	11	175	168	57
54.	Feb. 17	BUFFALO	3	6 Pittsburgh	23	20	11	178	174	57
55.	Feb. 18	Montreal	5	2 BUFFALO	23	21	11	180	179	57
56.	Feb. 21	BUFFALO	2	3 Chicago	23	22	11	182	182	57
57.	Feb. 22	Chicago	4	2 BUFFALO	23	23	11	184	186	57
58.	Feb. 24	BUFFALO	6	4 Washington	24	23	11	190	190	59
59.	Feb. 26	Toronto	1	3 BUFFALO	25	23	11	193	191	61
60.	Mar. 1	Minnesota	5	5 BUFFALO	25	23	12	198	196	62
61.	Mar. 3	BUFFALO	2	2 NY Rangers	25	23	13	200	198	63
62.	Mar. 4	Philadelphia	6	1 BUFFALO	25	24	13	201	204	63
63.	Mar. 6	BUFFALO	3	2 NY Islanders	26	24	13	204	206	65
64.	Mar. 8	Los Angeles	4	6 BUFFALO	27	24	13	210	210	67
65.	Mar. 10	BUFFALO	5	5 Atlanta	27	24	14	215	215	68
66.	Mar. 11	Atlanta	4	9 BUFFALO	28	24	14	224	219	70
67.	Mar. 14	BUFFALO	4	1 Toronto	29	24	14	228	220	72
68.	Mar. 15	Vancouver	2	4 BUFFALO	30	24	14	232	222	74
69.	Mar. 17	BUFFALO	3	5 Philadelphia	30	25	14	235	227	74
70.	Mar. 18	Washington	3	3 BUFFALO	30	25	15	238	230	75
71.	Mar. 21	BUFFALO	3	2 Colorado	31	25	15	241	232	77
72.	Mar. 23	BUFFALO	4	3 Vancouver	32	25	15	245	235	79
73.	Mar. 24	BUFFALO	3	2 Los Angeles	33	25	15	248	237	81
74.	Mar. 26	BUFFALO	4	2 St. Louis	34	25	15	252	239	83
75.	Mar. 28	Boston	2	9 BUFFALO	35	25	15	261	241	85
76.	Mar. 31	BUFFALO	0	2 NY Islanders	35	26	15	261	243	85
77.	Apr. 1	Toronto	6	3 BUFFALO	35	27	15	264	249	85
78.	Apr. 5	BUFFALO	9	3 Boston	36	27	15	273	252	87
79.	Apr. 7	BUFFALO	2	6 Toronto	36	28	15	275	258	87
80.	Apr. 8	Colorado	5	5 BUFFALO	36	28	16	280	263	88

### 1979 PLAYOFF SCORES

#### PRELIMINARY ROUND

1.	Apr. 10	Pittsburgh	4	3 BUFFALO
2.	Apr. 12	BUFFALO	3	1 Pittsburgh
3.	Apr. 14	Pittsburgh	4	3 BUFFALO (OT)

## 1978-79 FINAL NHL STANDINGS

### PRINCE OF WALES CONFERENCE

#### James Norris Division

	GP	W	L	T	GF	GA	PTS
Montreal	80	52	17	11	337	204	115
Pittsburgh	80	36	31	13	281	279	85
Los Angeles	80	34	34	12	292	286	80
Washington	80	24	41	15	273	338	63
Detroit	80	23	41	16	252	295	62

#### Charles F. Adams Division

	GP	W	L	T	GF	GA	PTS
Boston	80	43	23	14	316	270	100
<b>BUFFALO</b>	<b>80</b>	<b>36</b>	<b>28</b>	<b>16</b>	<b>280</b>	<b>263</b>	<b>88</b>
Toronto	80	34	33	13	267	252	81
Minnesota	80	28	40	12	257	289	68

### CLARENCE CAMPBELL CONFERENCE

#### Lester Patrick Division

	GP	W	L	T	GF	GA	PTS
NY Islanders	80	51	15	14	358	214	116
Philadelphia	80	40	25	15	281	248	95
NY Rangers	80	40	29	11	316	292	91
Atlanta	80	41	31	8	327	280	90

#### Conn Smythe Division

	GP	W	L	T	GF	GA	PTS
Chicago	80	29	36	15	244	277	73
Vancouver	80	25	42	13	217	291	63
St. Louis	80	18	50	12	249	348	48
Colorado	80	15	53	12	210	331	42

#### INDIVIDUAL SCORING LEADERS

PLAYERS	TEAM	GP	G	A	PTS	PIM
Bryan Trottier	NY Islanders	76	47	87	134	50
Marcel Dionne	Los Angeles	80	59	71	130	30
Guy Lafleur	Montreal	80	52	77	129	28
Mike Bossy	NY Islanders	80	69	57	126	25
Bob MacMillan	Atlanta	79	37	71	108	14
Guy Chouinard	Atlanta	80	50	57	107	14
Denis Potvin	NY Islanders	73	31	70	101	58
Bernie Federko	St. Louis	74	31	64	95	14
Dave Taylor	Los Angeles	78	43	48	91	124
Clark Gillies	NY Islanders	75	35	56	91	68
Dennis Maruk	Washington	78	31	59	90	71

#### LEADING NHL GOALTENDERS

GOALTENDERS	TEAM	GPI	Mins	GA	EN	SO	Avg	W	L	T
Ken Dryden	Montreal	47	2814	108	5	2	2.30	30	10	7
Michel Larocque	Montreal	34	1986	94	3	0	2.84	22	7	4
<b>MONTREAL</b>	<b>TOTALS</b>	<b>80</b>	<b>4800</b>	<b>204</b>	<b>8</b>	<b>2</b>	<b>2.55</b>	<b>52</b>	<b>17</b>	<b>11</b>
Glenn Resch	NY Islanders	43	2539	106	2	0	2.50	26	7	10
Billy Smith	NY Islanders	40	2261	108	1	0	2.87	25	8	4
<b>NY ISLANDERS</b>	<b>TOTALS</b>	<b>80</b>	<b>4800</b>	<b>214</b>	<b>3</b>	<b>0</b>	<b>2.68</b>	<b>51</b>	<b>15</b>	<b>14</b>
Robbie Moore	Philadelphia	5	237	7	2	0	1.77	3	0	1
Bernie Parent	Philadelphia	36	1979	89	4	2	2.70	16	12	7
Rick St. Croix	Philadelphia	2	117	6	0	0	3.08	0	1	1
Wayne Stephenson	Philadelphia	40	2187	122	2	4	3.35	20	10	5
Peter Peeters	Philadelphia	5	280	16	0	2	3.43	1	2	1
<b>PHILADELPHIA</b>	<b>TOTALS</b>	<b>80</b>	<b>4800</b>	<b>248</b>	<b>8</b>	<b>8</b>	<b>3.10</b>	<b>40</b>	<b>25</b>	<b>15</b>
Pierre Hamel	Toronto	1	1	0	0	0	.00	0	0	0
Mike Palmateer	Toronto	58	3396	167	4	3	2.95	26	21	10
Paul Harrison	Toronto	25	1403	82	1	0	3.51	8	12	3
<b>TORONTO</b>	<b>TOTALS</b>	<b>80</b>	<b>4800</b>	<b>252</b>	<b>5</b>	<b>3</b>	<b>3.15</b>	<b>34</b>	<b>33</b>	<b>13</b>
<b>Don Edwards</b>	<b>Buffalo</b>	<b>54</b>	<b>3160</b>	<b>159</b>	<b>2</b>	<b>1</b>	<b>3.02</b>	<b>26</b>	<b>18</b>	<b>9</b>
<b>Bob Sauve</b>	<b>Buffalo</b>	<b>29</b>	<b>1610</b>	<b>100</b>	<b>0</b>	<b>0</b>	<b>3.73</b>	<b>10</b>	<b>10</b>	<b>7</b>
<b>Randy Ireland</b>	<b>Buffalo</b>	<b>2</b>	<b>30</b>	<b>3</b>	<b>0</b>	<b>0</b>	<b>6.00</b>	<b>0</b>	<b>0</b>	<b>0</b>
<b>BUFFALO</b>	<b>TOTALS</b>	<b>80</b>	<b>4800</b>	<b>263</b>	<b>2</b>	<b>1</b>	<b>3.29</b>	<b>36</b>	<b>28</b>	<b>16</b>



	GP	W	L	T	GF	GA
Buffalo	5	2	2	1	24	23
Atlanta	5	2	2	1	23	24



### AT BUFFALO

Dec. 21 — Buffalo	5	Atlanta	4	Jan. 9 — Atlanta	5	Buffalo	3
Jan. 31 — Atlanta	5	Buffalo	2	Mar. 10 — Buffalo	5	Atlanta	5
Mar. 11 — Buffalo	9	Atlanta	4				

### AT ATLANTA

#### GOALS BY PERIOD

	1	2	3	TOT.	SHOTS ON GOAL	1	2	3	TOT.
Buffalo	5	12	7	24	Buffalo	51	66	58	175
Atlanta	5	9	9	23	Atlanta	39	58	43	140

#### BUFFALO

	GP	G	A	PTS	PIM
Seiling	5	3	5	8	0
Savard	4	2	5	7	4
Korab	5	2	5	7	0
Gare	4	2	4	6	0
Robert	5	2	4	6	0
Perreault	5	1	5	6	0
Martin, R.	5	3	1	4	0
Luce	5	2	2	4	2
Ramsay	5	2	2	4	0
Boland	2	1	1	2	2
Breitenbach	2	1	1	2	0
Fogolin	4	1	1	2	2
Dudley	2	0	2	2	0
Stewart	3	0	2	2	4
McAdam	2	1	0	1	0
Smith	3	1	0	1	0
Hajt	2	0	1	1	0
McKegney	2	0	1	1	2
Playfair	2	0	1	1	2
Richard	4	0	1	1	2
Dunn	1	0	0	0	0
Guevremont	1	0	0	0	0
Schultz	2	0	0	0	0
Martin, T.	4	0	0	0	0
Schoenfeld	5	0	0	0	0

S  
C  
O  
R  
I  
N  
G

#### ATLANTA

	GP	G	A	PTS	PIM
Chouinard	5	4	6	10	2
MacMillan	5	4	6	10	0
Pronovost	5	2	5	7	2
Vail	5	1	6	7	2
Laurence	5	4	1	5	2
Gould	5	1	3	4	0
Lysiak	4	3	0	3	0
Lalonde	4	2	1	3	2
Houston	5	1	2	3	2
Plett	3	1	1	2	2
Carr	2	0	2	2	0
Murdoch	3	0	2	2	2
Kea	4	0	1	1	2
Fox	5	0	1	1	0
Marsh	5	0	1	1	4
Shand	5	0	1	1	2
Mulhern	1	0	0	0	0
Seiling	1	0	0	0	2
Phillipoff	3	0	0	0	4
Clement	4	0	0	0	0
Ribble	5	0	0	0	2

<b>TOTALS</b>	<b>5</b>	<b>24</b>	<b>44</b>	<b>68</b>	<b>20</b>	<b>TOTALS</b>	<b>5</b>	<b>23</b>	<b>39</b>	<b>62</b>	<b>32</b>
---------------	----------	-----------	-----------	-----------	-----------	---------------	----------	-----------	-----------	-----------	-----------

#### BUFFALO GOALIES

	GPI	Mins	GA	SO	EN	Avg	Saves	Effcy	W	L	T
Edwards	4	240	18	0	0	4.50	96	84.2	2	2	0
Sauve	1	60	5	0	0	5.00	21	80.8	0	0	1

#### ATLANTA GOALIES

	GPI	Mins	GA	SO	EN	Avg	Saves	Effcy	W	L	T
Bouchard	5	260	17	0	0	3.93	128	88.3	2	1	1
Lemelin	1	40	7	0	0	10.45	23	76.7	0	1	0

**GAME WINNING GOALS:** Luce, Perreault, Gould, Pronovost

**GAME TIEING GOAL:** Boland

**POWER PLAY GOALS:** Gare, Korab, Savard, Lalonde, Laurence, Lysiak, Pronovost

**SHORT HANDED GOAL:** Korab



	GP	W	L	T	GF	GA
Buffalo	8	3	4	1	36	32
Boston	8	4	3	1	32	36

**AT BUFFALO**

Nov. 12 — Buffalo	4	Boston	4
Nov. 30 — Boston	4	Buffalo	3
Dec. 31 — Boston	7	Buffalo	3
Mar. 28 — Buffalo	9	Boston	2

**AT BOSTON**

Nov. 23 — Boston	5
Dec. 23 — Boston	6
Jan. 20 — Buffalo	2
Apr. 5 — Buffalo	9

Buffalo	2
Buffalo	4
Boston	1
Boston	3

**GOALS BY PERIOD**

	1	2	3	TOT.
Buffalo	11	15	10	36
Boston	13	11	8	32

**SHOTS ON GOAL**

	1	2	3	TOT.
Buffalo	60	75	54	189
Boston	73	87	92	252

**BUFFALO**

	GP	G	A	PTS	PIM
Perreault	8	2	11	13	0
Gare	7	5	6	11	12
Martin, R.	8	6	3	9	4
Robert	8	1	8	9	2
Ramsay	8	5	3	8	0
Korab	7	1	6	7	18
Savard	7	3	3	6	2
Smith	4	4	0	4	0
Richard	6	1	3	4	2
Stewart	8	0	4	4	6
Luce	8	2	1	3	4
Seiling	8	1	2	3	4
Schoenfeld	5	0	3	3	6
McKegney	6	0	3	3	0
McAdam	3	2	0	2	0
Hajt	5	0	2	2	4
Dudley	1	1	0	1	0
Schultz	2	1	0	1	15
Fogolin	8	1	0	1	13
Edwards	6	0	1	1	0
Martin, T.	7	0	1	1	2
Boland	2	0	0	0	4
Breitenbach	2	0	0	0	0
Guevremont	2	0	0	0	0
Playfair	2	0	0	0	5
Dunn	3	0	0	0	2

**SCORING****BOSTON**

	GP	G	A	PTS	PIM
O'Reilly	8	5	5	10	7
Cashman	8	6	2	8	9
McNab	7	2	6	8	2
Miller	8	2	6	8	4
Wensink	8	3	4	7	0
Sims	7	2	4	6	0
Schmautz	6	1	4	5	0
Middleton	7	1	4	5	6
Ratelle	8	1	4	5	0
Redmond	8	1	4	5	0
Marcotte	8	3	1	4	2
Smith	6	1	2	3	2
Secord	8	1	2	3	2
Park	5	0	3	3	16
O'Brien	6	1	1	2	24
Milbury	8	0	2	2	10
Walton	2	1	0	1	0
Foster	3	1	0	1	2
Bennett	1	0	0	0	0
Jonathan	2	0	0	0	11
Songin	2	0	0	0	0
Doak	5	0	0	0	0

**TOTALS** 8 36 60 96 105**TOTALS** 8 32 54 86 95**BUFFALO GOALIES**

	GPI	Mins	GA	SO	EN	Avg	Saves	Effcy	W	L	T
Sauve	3	140	7	0	0	3.00	83	92.2	1	1	0
Edwards	6	330	23	0	0	4.18	133	85.2	2	3	1
Ireland	1	10	2	0	0	11.76	4	66.7	0	0	0

**BOSTON GOALIES**

	GPI	Mins	GA	SO	EN	Avg	Saves	Effcy	W	L	T
Cheevers	5	280	19	0	0	4.07	81	81.0	2	2	1
Pettie	4	200	17	0	0	5.10	72	80.9	2	1	0

**GAME WINNING GOALS:** Dudley, Robert, Savard, Cashman, O'Reilly, Schmautz, Sims**GAME TIEING GOAL:** Marcotte**POWER PLAY GOALS:** R. Martin (3), Ramsay (2), Korab, D. Smith, Cashman (2), Foster, Marcotte, Redmond**SHORT HANDED GOAL:** Marcotte**BENCH MINORS:** 1 against Buffalo, 2 against Boston

	GP	W	L	T	GF	GA
Buffalo	5	2	2	1	16	14
Chicago	5	2	2	1	14	16

**AT BUFFALO**

Dec. 14 — Buffalo	3	Chicago	2
Jan. 4 — Buffalo	3	Chicago	3
Feb. 22 — Chicago	4	Buffalo	2

**AT CHICAGO**

Dec. 13 — Buffalo	6	Chicago	2
Feb. 21 — Chicago	3	Buffalo	2

**GOALS BY PERIOD**

	1	2	3	TOT.
Buffalo	5	6	5	16
Chicago	5	3	6	14

**SHOTS ON GOAL**

	1	2	3	TOT.
Buffalo	51	69	56	176
Chicago	55	41	36	132

**BUFFALO**

	GP	G	A	PTS	PIM
Perreault	5	3	3	6	2
Smith	3	2	4	6	2
McKegney	3	2	1	3	0
Gare	5	1	2	3	16
Martin, R.	5	2	0	2	0
Richard	3	1	1	2	2
Luce	5	1	1	2	0
Martin, T.	5	1	1	2	0
Ramsay	5	1	1	2	0
Robert	3	0	2	2	6
Schoenfeld	3	0	2	2	6
Savard	4	0	2	2	0
Stewart	5	0	2	2	4
McAdam	2	1	0	1	0
Guevremont	3	1	0	1	0
Fogolin	5	0	1	1	2
Korab	5	0	1	1	6
Dunn	1	0	0	0	0
Dudley	2	0	0	0	0
Hajt	2	0	0	0	0
Playfair	2	0	0	0	0
Schultz	2	0	0	0	36
Edwards	3	0	0	0	2
Seiling	5	0	0	0	4

**SCORING****CHICAGO**

	GP	G	A	PTS	PIM
Mulvey	5	3	1	4	2
Russell	5	2	2	4	12
Kerr	5	1	2	3	4
Marks	5	0	3	3	0
Rota	5	0	3	3	0
Bulley	4	2	0	2	4
Murray	5	2	0	2	6
Mikita	4	1	1	2	4
Koroll	5	1	1	2	2
Boldirev	5	0	2	2	0
Logan	5	0	2	2	16
Walton	2	1	0	1	0
Daigle	5	1	0	1	4
Higgins	1	0	1	1	0
Savard	2	0	1	1	2
Bordeleau	4	0	1	1	6
Wilson	5	0	1	1	0
Kelly	2	0	0	0	0
Magnuson	2	0	0	0	2
Hicks	3	0	0	0	0
O'Connell	3	0	0	0	0

**TOTALS** 5 16 24 40 82**TOTALS** 5 14 21 35 64**BUFFALO GOALIES**

	GPI	Mins	GA	SO	EN	Avg	Saves	Effcy	W	L	T
Sauve	3	130	5	0	0	2.30	48	90.6	1	0	1
Edwards	3	170	9	0	0	3.18	70	88.6	1	2	0

**CHICAGO GOALIES**

	GPI	Mins	GA	SO	EN	Avg	Saves	Effcy	W	L	T
Veisor	3	180	8	0	0	2.67	102	90.9	1	1	1
Esposito	2	120	8	0	0	4.00	58	87.9	1	1	0

**GAME WINNING GOALS:** McAdam, Richard, Kerr, Koroll**GAME TIEING GOAL:** Russell**POWER PLAY GOALS:** Perreault (2), R. Martin, Smith, Mulvey**SHORT HANDED GOAL:** Koroll**BENCH MINORS:** 3 against Chicago



	GP	W	L	T	GF	GA
Buffalo	4	3	0	1	17	10
Colorado	4	0	3	1	10	17


**AT BUFFALO**

Nov. 26 — Buffalo	4	Colorado	1	Dec. 27 — Buffalo	5	Colorado	2
Apr. 8 — Buffalo	5	Colorado	5	Mar. 21 — Buffalo	3	Colorado	2

**AT COLORADO**
**GOALS BY PERIOD**

	1	2	3	TOT.
Buffalo	6	5	6	17
Colorado	2	5	3	10

**SHOTS ON GOAL**

	1	2	3	TOT.
Buffalo	37	33	48	118
Colorado	40	46	36	122

**BUFFALO GP G A PTS PIM**

Perreault	4	2	3	5	0
Gare	3	0	5	5	4
Richard	3	4	0	4	0
Ramsay	4	3	1	4	0
Seiling	4	1	3	4	0
Luce	4	0	4	4	2
McKegney	3	2	1	3	2
Martin, R.	3	2	0	2	6
Guevremont	2	1	1	2	0
Robert	4	1	1	2	2
Schoenfeld	2	1	0	1	4
Playfair	1	0	1	1	7
Breitenbach	2	0	1	1	0
Martin, T.	2	0	1	1	4
Fogolin	3	0	1	1	0
Savard	3	0	1	1	0
Korab	4	0	1	1	2
Dudley	1	0	0	0	0
Smith	1	0	0	0	0
Boland	2	0	0	0	2
Dunn	2	0	0	0	0
Edwards	2	0	0	0	2
Hajt	2	0	0	0	4
McAdam	2	0	0	0	0
Schultz	2	0	0	0	2
Stewart	3	0	0	0	0

**TOTALS 4 17 25 42 43**
**COLORADO GP G A PTS PIM**

Paiement	4	1	5	6	4
Beck	3	2	1	3	0
Ashby	2	1	2	3	0
Malinowski	3	1	2	3	0
Delorme	4	1	2	3	0
Van Boxmeer	4	1	2	3	5
Croteau	4	0	2	2	0
Pierce	4	0	2	2	0
Dwyer	1	1	0	1	0
Lochead	2	1	0	1	0
Comeau	4	1	0	1	2
Valiquette	4	0	1	1	0
Kitchen	1	0	0	0	0
Pachal	1	0	0	0	0
Spruce	1	0	0	0	0
Christie	2	0	0	0	0
Contini	2	0	0	0	0
Gardner	2	0	0	0	0
Gillis	2	0	0	0	0
Johansen	2	0	0	0	0
Klassen	2	0	0	0	0
Pyatt	2	0	0	0	0
Saleski	2	0	0	0	2
Awrey	3	0	0	0	2
Owchar	3	0	0	0	0
Beverley	4	0	0	0	0

**TOTALS 4 10 19 29 21**
**BUFFALO GOALIES**

GPI	Mins	GA	SO	EN	Avg	Saves	Effcy	W	L	T
2	120	3	0	0	1.50	46	93.9	2	0	0
2	120	7	0	0	3.50	66	90.4	1	0	1

**COLORADO GOALIES**

GPI	Mins	GA	SO	EN	Avg	Saves	Effcy	W	L	T
3	180	12	0	0	4.00	79	86.8	0	2	1
1	60	5	0	0	5.00	22	81.5	0	1	0

**GAME WINNING GOALS:** Perreault, Ramsay, Seiling

**GAME TIEING GOAL:** Beck

**POWER PLAY GOALS:** Seiling, Beck (2), Ashby, Lochead, Van Boxmeer

**BENCH MINOR:** 1 against Buffalo


	GP	W	L	T	GF	GA
Buffalo	4	3	1	0	15	10
Detroit	4	1	3	0	10	15


**AT BUFFALO**

Oct. 15 — Detroit	3	Buffalo	2	Nov. 18 — Buffalo	3	Detroit	1
Jan. 7 — Buffalo	4	Detroit	3	Jan. 27 — Buffalo	6	Detroit	3

**AT DETROIT**
**GOALS BY PERIOD**

	1	2	3	TOT.
Buffalo	4	4	7	15
Detroit	3	3	4	10

**SHOTS ON GOAL**

	1	2	3	TOT.
Buffalo	31	35	42	108
Detroit	42	44	39	125

**BUFFALO GP G A PTS PIM**

Gare	3	1	3	4	0
Martin, R.	4	1	3	4	2
Perreault	4	0	4	4	0
Robert	3	2	1	3	4
Savard	3	2	1	3	0
Schoenfeld	3	2	1	3	2
Luce	4	2	1	3	2
Ramsay	4	2	1	3	0
Korab	4	1	2	3	4
Hajt	3	0	2	2	0
McKegney	4	1	0	1	2
Seiling	4	1	0	1	0
Guevremont	3	0	1	1	0
Smith	3	0	1	1	0
Stewart	3	0	1	1	2
Martin, T.	4	0	1	1	0
Breitenbach	1	0	0	0	0
Dunn	2	0	0	0	0
Fogolin	3	0	0	0	4
McAdam	3	0	0	0	4
Richard	3	0	0	0	4

**TOTALS 4 15 23 38 30**
**DETROIT GP G A PTS PIM**

St. Laurent	4	2	3	5	0
Larson	4	1	4	5	0
Thompson	3	2	2	4	0
Bergman	4	1	3	4	2
Polonich	3	0	3	3	0
Bolduc	2	1	1	2	2
Labraaten	4	1	1	2	0
Libett	4	1	1	2	0
McCourt	4	1	0	1	2
Nedomansky	4	0	1	1	0
Cameron	1	0	0	0	2
Carroll	1	0	0	0	0
Cloutier	1	0	0	0	0
Gloeckner	1	0	0	0	0
Hansen	1	0	0	0	0
Peterson	1	0	0	0	0
Taft	1	0	0	0	0
Hamel	2	0	0	0	2
Harper	2	0	0	0	2
Hextall	2	0	0	0	2
Leblanc	2	0	0	0	0
Hilworth	3	0	0	0	2
Huber	3	0	0	0	2
Lochead	3	0	0	0	2
Miller	4	0	0	0	4
Woods	4	0	0	0	4

**TOTALS 4 10 19 29 28**
**BUFFALO GOALIES**

GPI	Mins	GA	SO	EN	Avg	Saves	Effcy	W	L	T
3	180	7	0	0	2.33	94	93.1	2	1	0
1	60	3	0	0	3.00	21	87.5	1	0	0

**DETROIT GOALIES**

GPI	Mins	GA	SO	EN	Avg	Saves	Effcy	W	L	T
1	60	2	0	0	2.00	25	92.3	1	0	0
3	180	12	0	1	4.00	68	85.0	0	3	0

**GAME WINNING GOALS:** Luce, Ramsay, Robert, Thompson

**POWER PLAY GOALS:** Luce, Schoenfeld, Bergman, Labraaten, McCourt

**SHORT HANDED GOAL:** Luce

**EMPTY NET GOAL:** Korab



	GP	W	L	T	GF	GA
Buffalo	4	2	1	1	12	15
Los Angeles	4	1	2	1	15	12

**AT BUFFALO**

Dec. 7 — Buffalo	3	L.A.	3	Oct. 26 — L.A.	6	Buffalo	0
Mar. 8 — Buffalo	6	L.A.	4	Mar. 24 — Buffalo	3	L.A.	2

**AT LOS ANGELES****GOALS BY PERIOD**

PERIOD	1	2	3	TOT.
Buffalo	3	6	3	12
L.A.	9	2	4	15

**SHOTS ON GOAL**

	1	2	3	TOT.
Buffalo	44	39	32	115
L.A.	55	33	41	129

**BUFFALO**

NAME	GP	G	A	PTS	PIM
Gare	4	4	2	6	4
Luce	4	1	4	5	0
Perreault	4	1	4	5	2
Ramsay	4	2	2	4	0
Martin, R.	3	2	0	2	0
Dudley	2	1	1	2	0
Robert	4	1	1	2	4
Korab	4	0	2	2	2
Boland	2	0	1	1	4
Breitenbach	2	2	1	1	0
Martin, T.	2	0	1	1	2
Schoenfeld	3	0	1	1	10
Seiling	3	0	1	1	2
Fogolin	4	0	1	1	2
Dunn	1	0	0	0	0
Guevremont	1	0	0	0	0
Hajt	1	0	0	0	0
Playfair	1	0	0	0	10
Edwards	2	0	0	0	2
McAdam	2	0	0	0	0
McKegney	2	0	0	0	0
Schultz	2	0	0	0	0
Smith	2	0	0	0	0
Richard	3	0	0	0	0
Savard	3	0	0	0	0
Stewart	3	0	0	0	0

**SCORING****L.A.**

NAME	GP	G	A	PTS	PIM
Taylor	4	1	5	6	4
Dionne	4	2	3	5	0
Goring	4	3	1	4	0
Simmer	2	3	0	3	0
Murphy	3	2	1	3	0
Wilson, M.	4	2	1	3	0
Goldup	4	0	3	3	6
Palmer	4	0	3	3	2
Grant	2	1	1	2	0
Hampton	4	1	1	2	0
Murdoch	2	0	2	2	4
Apps	4	0	2	2	4
Williams	1	0	1	1	0
Wilson, B.	3	0	1	1	2
Manery	4	0	1	1	10
Halward	1	0	0	0	0
Holt	1	0	0	0	0
Edestrand	2	0	0	0	0
Mulhern	2	0	0	0	0
Jensen	3	0	0	0	0
Heaslip	4	0	0	0	4
Lessard	4	0	0	0	4
Venasky	4	0	0	0	0

<b>TOTALS</b>	4	12	22	34	44	<b>TOTALS</b>	4	15	26	41	40
---------------	---	----	----	----	----	---------------	---	----	----	----	----

**BUFFALO GOALIES**

NAME	GPI	Mins	GA	SO	EN	Avg	Saves	Efcy	W	L	T
Sauve	2	120	5	0	0	2.50	64	92.8	1	0	1
Edwards	2	120	10	0	0	5.00	50	83.3	1	1	0

**L.A. GOALIE**

NAME	GPI	Mins	GA	SO	EN	Avg	Saves	Efcy	W	L	T
Lessard	4	240	12	1	0	3.00	103	90.0	1	2	1

**GAME WINNING GOALS:** Gare, R. Martin, Taylor**GAME TIEING GOAL:** Gare**POWER PLAY GOALS:** Gare, R. Martin, Goring (2), Simmer**SHORT HANDED GOAL:** Ramsay**BENCH MINORS:** 2 against Buffalo

	GP	W	L	T	GF	GA
Buffalo	8	5	2	1	30	18
Minn.	8	2	5	1	18	30

**AT BUFFALO**

Nov. 5 — Buffalo	2	Minnesota	1	Oct. 14 — Buffalo	5	Minnesota	2
Nov. 19 — Buffalo	9	Minnesota	2	Nov. 4 — Minnesota	2	Buffalo	1
Jan. 28 — Minnesota	3	Buffalo	1	Dec. 16 — Buffalo	5	Minnesota	2
Mar. 1 — Buffalo	5	Minnesota	5	Feb. 3 — Buffalo	2	Minnesota	1

**AT MINNESOTA****GOALS BY PERIOD**

PERIOD	1	2	3	TOT.
Buffalo	4	15	11	30
Minnesota	7	4	7	18

**SHOTS ON GOAL**

	1	2	3	TOT.
Buffalo	68	89	72	229
Minnesota	76	91	79	246

**BUFFALO**

NAME	GP	G	A	PTS	PIM
Luce	8	4	5	9	0
Perreault	8	3	5	8	4
Korab	8	3	3	6	13
Gare	7	2	4	6	17
Fogolin	7	0	6	6	26
Savard	6	4	1	5	0
Martin, R.	8	2	3	5	5
Richard	8	2	3	5	2
Robert	5	1	4	5	4
Smith	6	1	4	5	4
Ramsay	8	2	2	4	2
Seiling	8	2	1	3	26
Schultz	1	1	0	1	0
Hajt	4	1	0	1	0
Martin, T.	7	1	0	1	4
McKegney	7	1	0	1	0
Breitenbach	2	0	1	1	2
Dunn	3	0	1	1	2
Guevremont	4	0	1	1	2
Boland	1	0	0	0	0
Dudley	1	0	0	0	0
Playfair	2	0	0	0	9
McAdam	4	0	0	0	0
Schoenfeld	4	0	0	0	8
Stewart	8	0	0	0	10

**SCORING****MINNESOTA**

NAME	GP	G	A	PTS	PIM
Sharpley	8	3	5	8	8
Fidler	6	3	4	7	0
Smith, G.	8	0	4	4	27
Smith, B.	8	2	1	3	2
Payne	6	0	3	3	0
Brasar	8	0	3	3	0
Andersson	4	2	0	2	0
MacAdam	6	2	0	2	7
Zanussi	8	2	0	2	7
Maxwell, Brad	6	1	1	2	12
Younghans	7	1	1	2	0
Polich	7	0	2	2	12
Young	8	0	2	2	8
McKenny	3	1	0	1	2
Parise	6	1	0	1	16
Edwards	5	0	1	1	12
Barrett	6	0	1	1	4
Manery	6	0	1	1	2
Sargent	8	0	1	1	2
Arnason	1	0	0	0	0
Carlson	1	0	0	0	5
Hogaboam	1	0	0	0	0
Maruk	1	0	0	0	0
Pirus	2	0	0	0	0
Maxwell, Bryan	2	0	0	0	14
Butters	3	0	0	0	0
Meloche	3	0	0	0	4
Potvin	6	0	0	0	16

<b>TOTALS</b>	8	30	44	74	140	<b>TOTALS</b>	8	18	30	48	160
---------------	---	----	----	----	-----	---------------	---	----	----	----	-----

**BUFFALO GOALIES**

NAME	GPI	Mins	GA	SO	EN	Avg	Saves	Efcy	W	L	T
Edwards	6	360	13	0	0	2.17	187	93.5	4	1	1
Sauve	2	120	5	0	0	2.50	41	89.1	1	1	0

**MINN. GOALIES**

NAME	GPI	Mins	GA	SO	EN	Avg	Saves	Efcy	W	L	T
Edwards	5	275	13	0	0	2.84	111	89.5	1	3	1
Meloche	3	180	11	0	0	3.67	80	87.9	1	2	0
Lopresti	1	25	6	0	0	14.29	8	57.1	0	0	0

**GAME WINNING GOALS:** Gare, Hajt, Luce, McKegney, Robert, Andersson, Fidler**GAME TIEING GOAL:** Zanussi**POWER PLAY GOALS:** Korab (3), Luce, R. Martin, Perreault, Savard, D. Smith, Brad Maxwell, McKenny, Sharpley, B. Smith**SHORT HANDED GOALS:** Hajt, Savard**BENCH MINORS:** 2 against Buffalo, 2 against Minnesota



	GP	W	L	T	GF	GA
Buffalo	4	0	4	0	6	22
Montreal	4	4	0	0	22	6



## AT BUFFALO

## AT MONTREAL

Dec. 3 — Montreal	4	Buffalo	1	Dec. 2 — Montreal	8	Buffalo	1
Feb. 18 — Montreal	5	Buffalo	2	Jan. 13 — Montreal	5	Buffalo	2

## GOALS BY PERIOD

	1	2	3	TOT.
Buffalo	2	3	1	6
Montreal	6	8	8	22

## SHOTS ON GOAL

	1	2	3	TOT.
Buffalo	37	36	35	108
Montreal	44	48	41	133

BUFFALO	GP	G	A	PTS	PIM	MONTREAL	GP	G	A	PTS	PIM
Gare	3	2	1	3	4	Lafleur	4	6	3	9	0
Perreault	4	1	2	3	0	Shutt	3	3	5	8	0
Robert	3	0	2	2	2	Jarvis	4	4	0	4	0
Korab	4	0	2	2	0	Gainey	4	3	1	4	0
Schoenfeld	1	1	0	1	0	Tremblay	4	3	1	4	0
Hajt	2	1	0	1	0	Mondou	4	1	3	4	0
Guevremont	3	1	0	1	2	Napier	4	1	2	3	0
Schultz	1	0	1	1	2	Lambert	4	0	3	3	2
Martin, R.	2	0	1	1	2	Lupien	4	0	3	3	12
Smith	3	0	1	1	0	Hughes	2	1	1	2	2
Luce	4	0	1	1	0	Lapointe	2	0	2	2	0
Ramsay	4	0	1	1	2	Lemaire	3	0	2	2	0
Dudley	1	0	0	0	0	Robinson	3	0	2	2	0
Dunn	2	0	0	0	0	Larouche	1	0	1	1	0
Playfair	2	0	0	0	7	Larocque	2	0	1	1	0
McAdam	3	0	0	0	0	Chartraw	3	0	1	1	0
Richard	3	0	0	0	0	Connor	3	0	1	1	0
Seiling	3	0	0	0	0	Engblom	3	0	1	1	0
Fogolin	4	0	0	0	0	Houle	4	0	1	1	6
Martin, T.	4	0	0	0	4	Savard	4	0	1	1	4
McKegney	4	0	0	0	0	Newman	1	0	0	0	2
Savard	4	0	0	0	0	Langway	3	0	0	0	5
Stewart	4	0	0	0	4						
<b>TOTALS</b>	<b>4</b>	<b>6</b>	<b>12</b>	<b>18</b>	<b>29</b>	<b>TOTALS</b>	<b>4</b>	<b>22</b>	<b>35</b>	<b>57</b>	<b>35</b>

BUFFALO GOALIES	GPI	Mins	GA	SO	EN	Avg	Saves	Effcy	W	L	T
Ireland	1	20	1	0	0	3.00	10	90.9	0	0	0
Edwards	2	120	9	0	1	4.50	55	85.9	0	2	0
Sauve	2	100	11	0	0	6.59	46	80.7	0	2	0

MONTREAL GOALIES	GPI	Mins	GA	SO	EN	Avg	Saves	Effcy	W	L	T
Larocque	2	120	3	0	0	1.50	57	95.0	2	0	0
Dryden	2	120	3	0	0	1.50	45	93.8	2	0	0

GAME WINNING GOALS: Jarvis, Lafleur, Mondou, Tremblay

POWER PLAY GOALS: Gare (2), Perreault, Schoenfeld, Lafleur, Napier, Shutt, Tremblay

SHORT HANDED GOAL: Gainey

EMPTY NET GOAL: Gainey

BENCH MINOR: 1 against Buffalo



	GP	W	L	T	GF	GA
Buffalo	4	3	1	0	7	7
N.Y.I.	4	1	3	0	7	7



## AT BUFFALO

## AT N.Y.I.

Oct. 12 — Buffalo	2	N.Y.I.	2	Mar. 6 — Buffalo	3	N.Y.I.	2
Feb. 14 — Buffalo	2	N.Y.I.	1	Mar. 31 — N.Y.I.	2	Buffalo	0

## GOALS BY PERIOD

	1	2	3	TOT.
Buffalo	1	3	3	7
N.Y.I.	1	3	3	7

## SHOTS ON GOAL

	1	2	3	TOT.
Buffalo	46	44	38	128
N.Y.I.	25	53	32	110

BUFFALO	GP	G	A	PTS	PIM	N.Y.I.	GP	G	A	PTS	PIM
Seiling	4	3	0	3	5	Bossy	4	2	2	4	0
Perreault	4	1	2	3	2	Persson	4	1	3	4	9
Luce	4	0	3	3	2	Trottier	4	0	3	3	2
Dudley	2	1	1	2	2	Bourne	4	2	0	2	0
Gare	4	0	2	2	0	Potvin	4	0	2	2	2
McKegney	1	1	0	1	0	Gillies	3	1	0	1	0
Smith	2	1	0	1	0	Nystrom	4	1	0	1	7
Schoenfeld	3	0	1	1	11	Harris	4	0	1	1	0
Stewart	3	0	1	1	2	Lorimer	4	0	1	1	2
Fogolin	4	0	1	1	0	Merrick	4	0	1	1	2
Korab	4	0	1	1	4	McKendry	1	0	0	0	0
Dunn	1	0	0	0	0	Hart	2	0	0	0	0
Guevremont	1	0	0	0	0	Price	2	0	0	0	0
Hajt	1	0	0	0	2	Henning	3	0	0	0	0
Martin, T.	1	0	0	0	2	Howatt	3	0	0	0	16
McAdam	1	0	0	0	2	Marshall	3	0	0	0	2
Playfair	1	0	0	0	5	Westfall	3	0	0	0	0
Boland	2	0	0	0	4	Kaszycki	4	0	0	0	4
Breitenbach	3	0	0	0	2	Lewis	4	0	0	0	7
Edwards	3	0	0	0	2	Tonelli	4	0	0	0	4
Richard	3	0	0	0	0						
Savard	3	0	0	0	0						
Schultz	3	0	0	0	5						
Robert	4	0	0	0	2						
Martin, R.	4	0	0	0	4						
<b>TOTALS</b>	<b>4</b>	<b>7</b>	<b>12</b>	<b>19</b>	<b>58</b>	<b>TOTALS</b>	<b>4</b>	<b>7</b>	<b>13</b>	<b>20</b>	<b>57</b>

BUFFALO GOALIES	GPI	Mins	GA	SO	EN	Avg	Saves	Effcy	W	L	T
Sauve	1	60	2	0	0	2.00	28	93.3	0	1	0
Edwards	3	180	5	0	0	2.50	75	93.8	2	0	1

N.Y.I. GOALIES	GPI	Mins	GA	SO	EN	Avg	Saves	Effcy	W	L	T
Resch	2	120	3	1	0	1.50	62	95.4	1	1	0
Smith	2	120	4	0	0	2.00	59	93.7	0	1	1

GAME WINNING GOALS: Seiling (2), Nystrom

GAME TIEING GOAL: Smith

POWER PLAY GOALS: Bossy (2), Bourne



	GP	W	L	T	GF	GA
Buffalo	4	1	2	1	13	16
New York	4	2	1	1	16	13



## AT BUFFALO

Jan. 25 — New York	5	Buffalo	4	Dec. 20 — New York	6	Buffalo	3
Feb. 15 — Buffalo	4	New York	3	Mar. 3 — Buffalo	2	New York	2

## AT NEW YORK

## GOALS BY PERIOD

	1	2	3	TOT.
Buffalo	7	3	3	13
New York	5	5	6	16

## SHOTS

## ON GOAL

	1	2	3	TOT.
Buffalo	44	44	34	122
New York	32	33	43	108

BUFFALO	GP	G	A	PTS	PIM	NEW YORK	GP	G	A	PTS	PIM
Perreault	4	1	3	4	0	McEwen	4	1	5	6	0
Robert	4	0	4	4	8	Duguay	3	2	3	5	0
Martin, T.	3	2	1	3	0	Hedberg	4	2	3	5	0
Luce	4	2	1	3	0	Talafous	4	3	0	3	2
Ramsay	4	1	2	3	0	Marois	3	1	2	3	0
McKegney	2	0	3	3	0	Farrish	3	0	3	3	0
Smith	2	2	0	2	0	Tkaczuk	4	0	3	3	0
Richard	4	2	0	2	0	Murdoch	3	2	0	2	2
Gare	4	1	1	2	2	Plante	3	1	1	2	2
Korab	4	1	1	2	8	Greschner	3	0	2	2	0
Seiling	4	0	2	2	2	Nilsson	3	0	2	2	2
Savard	3	1	0	1	2	Hickey	4	0	2	2	15
Guevremont	2	0	1	1	2	Johnstone	1	1	0	1	2
Hajt	2	0	1	1	0	Esposito	4	1	0	1	6
Schoenfeld	2	0	1	1	2	Maloney, Dave	4	1	0	1	10
Schultz	2	0	1	1	2	Vadnais	4	1	0	1	2
Stewart	4	0	1	1	2	Clark	2	0	1	1	4
Boland	1	0	0	0	0	Deblois	2	0	1	1	0
Breitenbach	1	0	0	0	2	Maloney, Don	2	0	1	1	0
McAdam	1	0	0	0	0	McDougal	1	0	0	0	0
Playfair	1	0	0	0	0	Fotiu	3	0	0	0	2
Dudley	2	0	0	0	0	Vickers	3	0	0	0	2
Fogolin	4	0	0	0	19						
Martin, R.	4	0	0	0	2						
<b>TOTALS</b>	<b>4</b>	<b>13</b>	<b>23</b>	<b>36</b>	<b>53</b>	<b>TOTALS</b>	<b>4</b>	<b>16</b>	<b>29</b>	<b>45</b>	<b>53</b>

BUFFALO GOALIES	GPI	Mins	GA	SO	EN	Avg	Saves	Effcy	W	L	T
Edwards	2	120	8	0	0	4.00	43	84.3	1	1	0
Sauve	2	120	8	0	0	4.00	49	86.0	0	1	1

NEW YORK GOALIES	GPI	Mins	GA	SO	EN	Avg	Saves	Effcy	W	L	T
Thomas	2	120	5	0	0	2.50	48	90.6	1	0	1
Davidson	2	120	8	0	0	4.00	61	88.4	1	1	0

GAME WINNING GOALS: Luce, Duguay, Talafous

GAME TIEING GOAL: Talafous

POWER PLAY GOALS: Gare, Korab, Luce, T. Martin, Esposito, Hedberg, McEwen, Murdoch, Talafous, Vadnais

SHORT HANDED GOAL: Ramsay



	GP	W	L	T	GF	GA
Buffalo	5	0	3	2	13	21
Phila.	5	3	0	2	21	13



## AT BUFFALO

Nov. 22 — Phila.	3	Buffalo	2	Nov. 2 — Buffalo	3	Phila.	3
Mar. 4 — Phila.	6	Buffalo	1	Jan. 18 — Buffalo	4	Phila.	4
				Mar. 17 — Phila.	5	Buffalo	3

## AT PHILADELPHIA

## GOALS BY PERIOD

	1	2	3	TOT.
Buffalo	2	6	5	13
Phila.	3	8	10	21

## SHOTS

## ON GOAL

	1	2	3	TOT.
Buffalo	30	53	47	130
Phila.	53	70	59	182

BUFFALO	GP	G	A	PTS	PIM	PHILA.	GP	G	A	PTS	PIM
Martin, R.	4	2	4	6	2	Bridgman	4	4	1	5	7
Robert	4	3	2	5	0	MacLeish	4	3	2	5	0
Korab	5	2	2	4	15	Kelly	5	2	3	5	10
Perreault	5	1	3	4	0	Linseman	3	1	4	5	0
Fogolin	5	0	3	3	6	Barber	5	3	1	4	2
Ramsay	5	1	1	2	2	Verregaert	2	1	3	4	2
Savard	5	1	1	2	2	Clarke	5	0	4	4	0
Schoenfeld	2	1	0	1	2	Dunlop	4	2	1	3	0
Smith	3	1	0	1	0	Holmgren	4	1	2	3	6
Seiling	5	1	0	1	0	Wilson	5	0	3	3	4
Guevremont	1	0	1	1	0	Dailey	3	0	2	2	0
Schultz	2	0	1	1	2	Lapointe	5	0	2	2	4
McAdam	3	0	1	1	0	Evans	2	1	0	1	2
Gare	4	0	1	1	0	Saleski	2	1	0	1	0
Luce	4	0	1	1	0	Dupont	5	1	0	1	4
Martin, T.	5	0	1	1	4	Leach	5	1	0	1	0
Dunn	1	0	0	0	5	McCarthy	1	0	1	1	5
Boland	2	0	0	0	0	Hill	2	0	1	1	2
Dudley	2	0	0	0	0	Gorence	3	0	1	1	0
Playfair	2	0	0	0	0	Hoyda	5	0	1	1	2
Breitenbach	3	0	0	0	4	Murray	1	0	0	0	0
Hajt	3	0	0	0	2	Bathe	2	0	0	0	2
McKegney	3	0	0	0	0	Dean	2	0	0	0	0
Richard	3	0	0	0	0	Parent	2	0	0	0	2
Stewart	4	0	0	0	0	Watson	5	0	0	0	2
<b>TOTALS</b>	<b>5</b>	<b>13</b>	<b>22</b>	<b>35</b>	<b>46</b>	<b>TOTALS</b>	<b>5</b>	<b>21</b>	<b>32</b>	<b>53</b>	<b>56</b>

BUFFALO GOALIES	GPI	Mins	GA	SO	EN	Avg	Saves	Effcy	W	L	T
Edwards	3	180	10	0	0	3.33	93	90.3	0	1	2
Sauve	2	120	11	0	0	5.50	68	86.1	0	2	0

PHILADELPHIA GOALIES	GPI	Mins	GA	SO	EN	Avg	Saves	Effcy	W	L	T
Parent	2	120	5	0	0	2.50	46	90.2	1	0	1
Stephenson	3	180	8	0	0	2.67	71	89.9	2	0	1

GAME WINNING GOALS: Barber, Bridgman, Evans

GAME TIEING GOALS: Ramsay, Bridgman

POWER PLAY GOALS: Korab (2), R. Martin, Schoenfeld, Holmgren, Leach

SHORT HANDED GOAL: Barber



	GP	W	L	T	GF	GA
Buffalo	4	0	2	2	15	19
Pitts.	4	2	0	2	19	15

**AT BUFFALO**

Nov. 9 — Pittsburgh 4  
Jan. 14 — Pittsburgh 5

**AT PITTSBURGH**

Dec. 9 — Pittsburgh 4  
Feb. 17 — Pittsburgh 6

Buffalo 4  
Buffalo 3

**GOALS BY PERIOD**

PERIOD	1	2	3	TOT.
Buffalo	4	5	6	15
Pittsburgh	4	9	6	19

**SHOTS ON GOAL**

	1	2	3	TOT.
Buffalo	46	48	48	142
Pittsburgh	34	44	47	125

BUFFALO	GP	G	A	PTS	PIM	PITTS.					
						GP	G	A	PTS	PIM	
Ramsay	4	3	1	4	2						
Luce	4	1	3	4	2						
Schoenfeld	2	0	4	4	0						
Richard	4	0	4	4	0						
Stewart	4	1	2	3	6						
Korab	4	0	3	3	0						
Perreault	4	2	0	2	0						
Seiling	4	2	0	2	2						
Martin, R.	3	1	1	2	0						
Robert	3	1	1	2	14						
Fogolin	4	1	1	2	4						
Martin, T.	4	1	1	2	0						
Savard	4	1	1	2	0						
Gare	3	0	2	2	2						
McKegney	3	0	2	2	2						
Smith	2	1	0	1	0						
Hajt	3	0	1	1	2						
McAdam	3	0	1	1	2						
Dudley	1	0	0	0	0						
Schultz	1	0	0	0	15						
<b>TOTALS</b>	<b>4</b>	<b>15</b>	<b>28</b>	<b>43</b>	<b>53</b>						

**SCORING**

BUFFALO GOALIES	GPI	Mins	GA	SO	EN	Avg	Saves	Effcy	W	L	T
Edwards	1	60	4	0	0	4.00	32	88.9	0	0	1
Sauve	3	180	15	0	0	5.00	74	83.1	0	2	1

PITTSBURGH GOALIES	GPI	Mins	GA	SO	EN	Avg	Saves	Effcy	W	L	T
Millen	1	60	3	0	0	3.00	38	92.7	1	0	0
Herron	3	180	12	0	0	4.00	89	88.1	1	0	2

- GAME WINNING GOALS:** Carlyle, Tallon  
**GAME TIEING GOALS:** Carlyle, Luce  
**POWER PLAY GOALS:** Ramsay, Seiling, Mahovlich, Kehoe  
**SHORT HANDED GOAL:** Ramsay



	GP	W	L	T	GF	GA
Buffalo	4	3	0	1	20	12
St. Louis	4	0	3	1	12	20

**AT BUFFALO**

Nov. 16 — Buffalo 6  
Feb. 4 — Buffalo 3

**AT ST. LOUIS**

Oct. 28 — Buffalo 7  
Mar. 26 — Buffalo 4

St. Louis 7  
St. Louis 2

**GOALS BY PERIOD**

PERIOD	1	2	3	TOT.
Buffalo	7	4	9	20
St. Louis	2	4	6	12

**SHOTS ON GOAL**

	1	2	3	TOT.
Buffalo	36	52	55	143
St. Louis	31	53	42	126

BUFFALO	GP	G	A	PTS	PIM	ST. LOUIS					
						GP	G	A	PTS	PIM	
Martin, R.	4	5	2	7	4						
Luce	4	3	4	7	0						
Perreault	4	3	3	6	4						
Gare	4	2	3	5	7						
Ramsay	4	0	5	5	0						
Seiling	4	0	4	4	2						
Savard	3	2	1	3	0						
Robert	4	2	1	3	0						
Guevremont	3	0	3	3	0						
Hajt	3	1	1	2	2						
Fogolin	4	0	2	2	4						
Korab	4	0	2	2	11						
Dudley	1	1	0	1	0						
McAdam	2	1	0	1	0						
Dunn	2	0	1	1	0						
Edwards	3	0	1	1	0						
Richard	3	0	1	1	0						
Boland	1	0	0	0	0						
Breitenbach	1	0	0	0	0						
Playfair	1	0	0	0	0						
Schoenfeld	1	0	0	0	4						
Schultz	1	0	0	0	0						
Martin, T.	2	0	0	0	2						
McKegney	2	0	0	0	0						
Smith	2	0	0	0	0						
Stewart	2	0	0	0	9						
<b>TOTALS</b>	<b>4</b>	<b>20</b>	<b>34</b>	<b>54</b>	<b>49</b>						

**SCORING**

BUFFALO GOALIES	GPI	Mins	GA	SO	EN	Avg	Saves	Effcy	W	L	T
Edwards	3	180	5	0	0	1.67	87	94.6	3	0	0
Sauve	1	60	7	0	0	7.00	27	79.4	0	0	1

ST. LOUIS GOALIES	GPI	Mins	GA	SO	EN	Avg	Saves	Effcy	W	L	T
Staniowski	3	180	12	0	1	4.00	90	88.2	0	3	0
Myre	1	50	4	0	0	4.80	33	89.2	0	0	1
Grant	1	10	3	0	0	18.00	0	0.0	0	0	0

- GAME WINNING GOALS:** Gare, Perreault, Robert  
**GAME TIEING GOAL:** Hess  
**POWER PLAY GOALS:** Luce, R. Martin, McAdam, Federko, Sutter  
**SHORT HANDED GOAL:** Savard  
**EMPTY NET GOAL:** Robert





	GP	W	L	T	GF	GA
Buffalo	8	4	3	1	20	21
Toronto	8	3	4	1	21	20

**AT BUFFALO**

Oct. 19 — Buffalo	1	Toronto	0
Dec. 10 — Buffalo	5	Toronto	3
Feb. 26 — Buffalo	3	Toronto	1
Apr. 1 — Toronto	6	Buffalo	3

**AT TORONTO**

Oct. 18 — Toronto	2	Buffalo	0
Nov. 15 — Buffalo	2	Toronto	2
Mar. 14 — Buffalo	4	Toronto	1
Apr. 7 — Toronto	6	Buffalo	2

**GOALS BY PERIOD**

	1	2	3	TOT.
Buffalo	4	10	6	20
Toronto	5	9	7	21

**SHOTS ON GOAL**

	1	2	3	TOT.
Buffalo	86	92	66	244
Toronto	66	70	94	230

BUFFALO	GP	G	A	PTS	PIM
Perreault	8	3	4	7	2
Korab	7	0	6	6	15
Robert	6	1	4	5	2
Luce	8	4	0	4	0
Ramsay	8	2	2	4	2
Gare	8	1	3	4	11
Martin, R.	8	3	0	3	4
Schoenfeld	4	2	1	3	8
McKegney	4	1	2	3	2
Savard	7	1	1	2	0
Seiling	8	1	1	2	7
Smith	3	0	2	2	2
Stewart	6	0	2	2	36
Dudley	2	1	0	1	0
Dunn	3	0	1	1	2
McAdam	4	0	1	1	2
Playfair	4	0	1	1	11
Richard	5	0	1	1	14
Sauve	1	0	0	0	2
Guevremont	3	0	0	0	0
Hajt	3	0	0	0	0
Boland	4	0	0	0	9
Schultz	4	0	0	0	7
Breitenbach	6	0	0	0	11
Martin, T.	6	0	0	0	4
Fogolin	7	0	0	0	12

**SCORING**

TORONTO	GP	G	A	PTS	PIM
Sittler	8	2	10	12	4
McDonald	8	6	3	9	2
Turnbull	8	1	5	6	2
Salming	8	2	3	5	8
Anderson	7	2	2	4	0
Gardner	3	3	0	3	0
McKechie	8	2	0	2	0
Maloney	8	1	1	2	0
Quenneville	5	0	2	2	35
Palmateer	7	0	2	2	6
Butler	7	1	0	1	4
Williams	8	1	0	1	54
Saganiuk	3	0	1	1	0
Johansen	4	0	1	1	14
Wilson	5	0	1	1	0
Monahan	6	0	1	1	4
Burrows	7	0	1	1	4
Ellis	7	0	1	1	2
Boudreau	2	0	0	0	0
Stamler	3	0	0	0	0
Jones	5	0	0	0	2
Boutette	8	0	0	0	15
Hutchison	8	0	0	0	35

TOTALS	8	20	32	52	165	TOTALS	8	21	34	55	198
--------	---	----	----	----	-----	--------	---	----	----	----	-----

BUFFALO GOALIES	GPI	Mins	GA	SO	EN	Avg	Saves	Effcy	W	L	T
Edwards	7	420	18	1	0	2.57	188	91.3	3	3	1
Sauve	1	60	3	0	0	3.00	21	87.5	1	0	0

TORONTO GOALIES	GPI	Mins	GA	SO	EN	Avg	Saves	Effcy	W	L	T
Harrison	2	108	4	0	0	2.22	54	93.1	0	2	0
Palmateer	7	372	16	1	0	2.58	170	91.4	3	2	1

**GAME WINNING GOALS:** Luce, R. Martin, Perreault, Ramsay, McKechie, Salming, Williams

**GAME TIEING GOAL:** McKechie

**POWER PLAY GOALS:** Schoenfeld (2), Gare, Luce, Perreault, Ramsay, Salming (2), Gardner, McDonald



	GP	W	L	T	GF	GA
Buffalo	5	3	1	1	19	14
Vancouver	5	1	3	1	14	19

**AT BUFFALO**

Dec. 17 — Buffalo	6	Vancouver	3
Mar. 15 — Buffalo	4	Vancouver	2

**AT VANCOUVER**

Oct. 22 — Vancouver	3	Buffalo	2
Dec. 28 — Buffalo	3	Vancouver	3
Mar. 23 — Buffalo	4	Vancouver	3

**GOALS BY PERIOD**

	1	2	3	TOT.
Buffalo	3	7	9	19
Vancouver	3	6	5	14

**SHOTS ON GOAL**

	1	2	3	TOT.
Buffalo	41	57	55	153
Vancouver	40	44	34	118

BUFFALO	GP	G	A	PTS	PIM
Gare	5	5	1	6	9
Perreault	5	2	3	5	4
Ramsay	5	1	4	5	0
Seiling	5	3	1	4	2
Luce	5	2	2	4	0
McAdam	3	1	2	3	0
Martin, R.	5	1	2	3	0
Savard	2	1	1	2	0
Robert	4	1	1	2	0
Dudley	2	0	2	2	0
Breitenbach	3	0	2	2	4
Schoenfeld	4	0	2	2	4
Smith	3	1	0	1	0
Martin, T.	4	1	0	1	2
McKegney	3	0	1	1	0
Richard	3	0	1	1	0
Stewart	4	0	1	1	10
Korab	5	0	1	1	4
Boland	1	0	0	0	0
Dunn	1	0	0	0	0
Guevremont	1	0	0	0	0
Schultz	1	0	0	0	0
Hajt	2	0	0	0	2
Playfair	3	0	0	0	2
Fogolin	4	0	0	0	5

**SCORING**

VAN.	GP	G	A	PTS	PIM
Lever	5	3	3	6	2
Smyl	5	2	4	6	0
Sedlbauer	4	4	0	4	0
Gradin	5	2	1	3	0
Kearns	5	1	2	3	0
Manno	3	0	3	3	0
Martin	5	0	2	2	2
Graves	3	1	0	1	2
Fraser	4	1	0	1	5
Zetterstrom	1	0	1	1	0
Goodenough	2	0	1	1	0
Eriksson	3	0	1	1	0
Holt	3	0	1	1	4
Ververgaert	3	0	1	1	0
Oddleifson	4	0	1	1	4
Gillis	5	0	1	1	2
Snepsts	5	0	1	1	6
Grisdale	1	0	0	0	0
Tudor	1	0	0	0	0
Gassoff	2	0	0	0	0
Kozak	2	0	0	0	2
Lindgren	4	0	0	0	5
McIlhargey	4	0	0	0	7
Blight	5	0	0	0	2

TOTALS	5	19	27	46	48	TOTALS	5	14	23	37	43
--------	---	----	----	----	----	--------	---	----	----	----	----

BUFFALO GOALIES	GPI	Mins	GA	SO	EN	Avg	Saves	Effcy	W	L	T
Edwards	4	200	8	0	0	2.40	64	88.9	2	1	0
Sauve	2	100	6	0	0	3.59	40	87.0	1	0	1

VANCOUVER GOALIES	GPI	Mins	GA	SO	EN	Avg	Saves	Effcy	W	L	T
Hanlon	1	60	3	0	0	3.00	21	87.5	0	0	1
Bromley	3	180	12	0	0	4.00	92	88.5	1	2	0
Wilson	1	60	4	0	0	4.00	21	84.0	0	1	0

**GAME WINNING GOALS:** Luce, R. Martin, Seiling, Graves

**GAME TIEING GOAL:** Gare

**POWER PLAY GOALS:** Gare, Luce, Sedlbauer (3), Lever, Smyl

**BENCH MINOR:** 1 against Buffalo

TEAM	POWER PLAY GOALS		SHORT HANDED GOALS	
	By Buffalo	Against Buffalo	By Buffalo	Against Buffalo
Atlanta	3	4	1	0
Boston	7	5	0	1
Chicago	4	1	0	1
Colorado	1	5	0	0
Detroit	2	3	1	0
Los Angeles	2	3	1	0
Minnesota	8	4	2	0
Montreal	4	4	0	1
New York Islanders	0	3	0	0
New York Rangers	4	6	1	0
Philadelphia	4	2	0	1
Pittsburgh	2	2	1	0
St. Louis	3	2	1	0
Toronto	6	4	0	0
Vancouver	2	5	0	0
Washington	3	2	1	0
<b>TOTALS</b>	<b>55</b>	<b>55</b>	<b>9</b>	<b>4</b>

### 1978-79 HAT TRICKS SCORED BY SABRES

Martin, Richard	vs. St. Louis	Oct. 28, 1978
	vs. Boston	Mar. 28, 1979
Gare, Danny	vs. Boston	Apr. 5, 1979
Korab, Jerry	vs. Minnesota	Nov. 19, 1978
Richard, Jacques	vs. Colorado	Apr. 8, 1979
Savard, Andre	vs. Minnesota	Nov. 19, 1978

### 1978-79 HAT TRICKS SCORED AGAINST SABRES

Cashman, Wayne	Boston	Dec. 31, 1978
Lafleur, Guy	at Montreal	Dec. 2, 1978
McDonald, Lanny	Toronto	Apr. 1, 1979

### SABRE PENALTY SHOTS

- Apr. 1, 1978 — Gil Perreault unsuccessful against Toronto's Mike Palmateer  
 Feb. 22, 1976 — Gil Perreault unsuccessful against Montreal's Ken Dryden  
 Feb. 4, 1976 — Gil Perreault unsuccessful against Los Angeles' Rogie Vachon  
 Oct. 19, 1975 — Don Luce unsuccessful against Washington's Ron Low  
 Feb. 2, 1975 — Don Luce unsuccessful against Kansas City's Denis Herron  
 Jan. 25, 1975 — Richard Martin unsuccessful against Montreal's Michel Larocque  
 Jan. 31, 1974 — Richard Martin successful against Philadelphia's Bernie Parent at 9:31 of the second period  
 Dec. 20, 1973 — John Gould unsuccessful against Montreal's Michel Plasse  
 Nov. 7, 1970 — Paul Andrea unsuccessful against Vancouver's Dunc Wilson

## SABRES' SCORING STORY

PLAYER	GP	G	A	PTS	PIM
PERREAU, Gil	673	300	463	763	205
MARTIN, Richard	578	330	265	595	401
ROBERT, Rene	524	222	330	552	401
LUCE, Don	625	187	268	455	255
RAMSAY, Craig	611	159	255	414	123
LORENTZ, Jim	485	134	197	331	126
GARE, Danny	332	158	147	305	462
KORAB, Jerry	421	63	191	254	685
MEEHAN, Gerry	306	94	114	208	60
GUEVREMONT, Jocelyn	326	38	130	168	189
SCHOENFELD, Jim	401	25	126	151	785
SAVARD, Andre	225	62	77	139	90
HAJT, Bill	357	22	95	117	222
STANFIELD, Fred	248	42	73	115	16
SPENCER, Brian	240	42	72	114	206
McNAB, Peter	154	49	59	108	26
DUDLEY, Rick	175	49	59	108	196
ATKINSON, Steve	255	49	47	96	102
GOYETTE, Phil	97	18	67	85	20
McADAM, Gary	223	39	45	84	76
SEILING, Ric	158	39	41	80	89
FOGOLIN, Lee	329	8	68	76	424
SHACK, Eddie	106	36	31	67	127
HAMILTON, Al	145	6	58	64	176
RICHARD, Jacques	155	24	38	62	73
ROBITAILLE, Mike	170	8	46	54	122
CARRIERE, Larry	206	9	43	52	284
MARSHALL, Don	62	20	29	49	6
MARTIN, Terry	148	20	22	42	50
HILLMAN, Larry	121	6	35	41	114
PRATT, Tracy	210	2	39	41	399
GRATTON, Norm	102	15	23	38	30
HARRIS, Hugh	60	12	26	38	17
MICKEY, Larry	117	20	14	34	65
BARRIE, Doug	102	6	28	34	213
SMITH, Derek	84	17	15	32	8
ANDREA, Paul	47	11	21	32	4
ANDERSON, Ron	111	14	16	30	63
KEENAN, Larry	66	9	20	29	8
DUFF, Dick	61	9	15	24	12
EVANS, Chris	61	6	18	24	98
O'SHEA, Kevin	93	10	13	23	52
HORTON, Tim	124	1	22	23	109
McKEGNEY, Tony	52	8	14	22	10
TERBENCHE, Paul	118	2	19	21	20
STEWART, Bill	81	3	17	20	116
WATSON, Jim	144	4	15	19	248
WYROZUB, Randy	100	8	10	18	10
SMITH, Floyd	83	6	12	18	48
ROMBOUGH, Doug	51	8	9	17	27
LAWSON, Danny	78	10	6	16	15
BYERS, Mike	46	9	7	16	12
FLEMING, Reggie	78	6	10	16	159
BREITENBACH, Ken	68	1	13	14	49
SCHMAUTZ, Cliff	26	5	7	12	10
KRAKE, Skip	74	4	5	9	68
GOULD, John	40	5	3	8	2
SCHOCK, Ron	40	4	4	8	0
TALBOT, Jean-Guy	57	0	7	7	36
DUNN, Richard	49	0	6	6	30
EDWARDS, Don	151	0	6	6	22
SCHULTZ, Dave	28	2	3	5	86
KOWAL, Joe	22	0	5	5	13
DEADMARSH, Butch	56	2	2	4	39

BROMLEY, Gary	63	0	4	4	2
ZAINE, Rod	24	2	1	3	4
BOLAND, Mike	22	1	2	3	29
PLAYFAIR, Larry	26	0	3	3	60
McKAY, Ray	40	0	3	3	18
BUSNIUK, Ron	66	0	3	3	13
CROZIER, Roger	202	0	3	3	22
LEMIEUX, Real	11	1	1	2	4
McINTOSH, Paul	47	0	2	2	66
DRYDEN, Dave	120	0	2	2	4
LACOMBE, Francois	1	0	1	1	2
BALL, Terry	12	0	1	1	6
INGLIS, Billy	14	0	1	1	6
SAUVE, Bob	44	0	1	1	2
DESJARDINS, Gerry	116	0	1	1	4
PERRY, Brian	1	0	0	0	0
IRELAND, Randy	2	0	0	0	0
RAMSEY, Wayne	2	0	0	0	0
LAGACE, Jean-Guy	3	0	0	0	2
McSHEFFREY, Bryan	3	0	0	0	0
RICHER, Bob	3	0	0	0	0
TIDEY, Alex	3	0	0	0	0
McDONALD, Brian	12	0	0	0	29
McMAHON, Mike	12	0	0	0	0
MYERS, Hap	13	0	0	0	6
NORIS, Joe	18	0	0	0	2
TITANIC, Morris	19	0	0	0	0

<b>TOTALS</b>	<b>712</b>	<b>2481</b>	<b>3970</b>	<b>6451</b>	<b>8490</b>
---------------	------------	-------------	-------------	-------------	-------------

GOALIE	GPI	MINS	GA	SO	EN	AVG	W	L	T
EDWARDS, D. ...	151	8849	406	9	5	2.75	80	41	28
DESJARDINS, G. .	116	6802	319	5	2	2.81	66	30	18
DRYDEN, D. ....	120	6440	328	5	8	3.06	43	45	20
BROMLEY, G. ....	63	3445	184	4	2	3.20	29	17	14
CROZIER, R. ....	202	10980	591	10	11	3.23	74	76	29
SMITH, A. ....	21	1105	62	0	1	3.37	9	6	2
SAUVE, B. ....	44	2274	131	0	0	3.46	17	14	7
FARR, R. ....	19	722	42	0	2	3.49	2	6	3
DALEY, J. ....	38	2073	128	1	2	3.70	12	16	8
IRELAND, R. ....	2	30	3	0	0	6.00	0	0	0

<b>TOTALS</b>	<b>712</b>	<b>42720</b>	<b>2194</b>	<b>34</b>	<b>33</b>	<b>3.08</b>	<b>332</b>	<b>251</b>	<b>129</b>
---------------	------------	--------------	-------------	-----------	-----------	-------------	------------	------------	------------

### SABRES' 1978-79 RECORD BY MONTH

AT HOME	GP	W	L	T	GF	GA	PTS
October	3	1	1	1	5	5	3
November	8	4	2	2	34	21	10
December	7	4	2	1	26	26	9
January	7	2	4	1	24	26	5
February	6	4	2	0	16	15	8
March	7	4	1	2	37	26	10
April	2	0	1	1	8	11	1
<b>TOTALS</b>	<b>40</b>	<b>19</b>	<b>13</b>	<b>8</b>	<b>150</b>	<b>130</b>	<b>46</b>

ON ROAD	GP	W	L	T	GF	GA	PTS
October	5	1	3	1	14	20	3
November	6	2	2	2	13	13	6
December	8	3	3	2	31	33	8
January	5	2	2	1	17	18	5
February	4	2	2	0	13	14	4
March	10	6	2	2	31	26	14
April	2	1	1	0	11	9	2
<b>TOTALS</b>	<b>40</b>	<b>17</b>	<b>15</b>	<b>8</b>	<b>130</b>	<b>133</b>	<b>42</b>

1974

Fogolin, Lee  
Gare, Danny  
Deziel, Michel  
McIntosh, Paul  
Lariviere, Gary  
Given, David  
Noreau, Bernard  
Constantin, Charles  
Jodzio, Rick  
Smith, Derek  
Tsujiimoto, Taro  
Geoffrion, Bob

1973

Titanic, Morris  
Landry, Jean  
Deschamps, Andre  
Dupuis, Yvon  
Smulders, Bob  
Korzack, Neil  
Young, Bob  
O'Connell, Tim  
Schoenfeld, Jim

1972

Carriere, Larry  
McMasters, Jim  
Campeau, Richard  
Gratton, Gilles  
McNab, Peter


1971

Martin, Richard  
Ramsay, Craig  
Hajt, Bill  
Richer, Robert  
Warr, Steve


1970

Duguay, Pierre  
Perreault, Gil  
Deadmarsh, Butch  
Cuddie, Steve  
Wyrozub, Randy  
Morton, Mike  
Keeler, Mike  
Regan, Tim  
Rombough, Doug  
Nadeau, Luc

Oshawa Generals  
Calgary Centennials  
Sorel Black Hawks  
Peterborough TPTs  
St. Catharines Black Hawks  
Brown University  
Laval National  
Quebec Remparts  
Hamilton Red Wings  
Ottawa 67's  
Tokyo Katanas  
Cornwall Royals  
Sudbury Wolves  
Quebec Remparts  
Quebec Remparts  
Quebec Remparts  
Peterborough TPTs  
Peterborough TPTs  
University of Denver  
University of Vermont  
Niagara Falls Flyers  
Loyola University  
Calgary Centennials  
Sorel Black Hawks  
Oshawa Generals  
University of Denver  
Montreal Jr. Canadiens  
Peterborough TPTs  
Saskatoon Blades  
Three Rivers Duces  
Clarkson Tech.  
Quebec Remparts  
Montreal Jr. Canadiens  
Brandon Wheat Kings  
Toronto Marlboros  
Edmonton Oil Kings  
Shawinigan Jrs.  
Niagara Falls Flyers  
Boston University  
St. Catharines Black Hawks  
Drummondville Jrs.



Second Round, 1975



Second Round, 1978

## NINE YEARS IN THE NHL

BUFFALO VERSUS	GP	W	L	T	GF	GA	PTS
Minnesota	46	30	11	5	173	114	65
Toronto	55	27	23	5	186	161	59
Cleveland	46	25	13	8	191	139	58
Los Angeles	46	22	14	10	159	146	54
Detroit	47	25	18	4	167	139	54
Pittsburgh	46	16	11	19	166	146	51
St. Louis	42	20	14	8	133	132	48
New York Rangers	45	20	17	8	170	163	48
Vancouver	44	20	17	7	150	138	47
Boston	55	20	28	7	196	216	47
Chicago	43	18	16	9	125	117	45
New York Islanders	33	18	8	7	98	76	43
Washington	24	19	2	3	124	63	41
Montreal	46	13	23	10	124	176	36
Colorado	20	16	1	3	91	46	35
Atlanta	31	12	11	8	116	104	32
Philadelphia	43	11	24	8	112	151	30
<b>TOTALS</b>	<b>712</b>	<b>332</b>	<b>251</b>	<b>129</b>	<b>2481</b>	<b>2227</b>	<b>793</b>
<b>AT HOME</b>							
Minnesota	23	17	3	3	95	48	37
Detroit	23	17	4	2	97	53	36
Toronto	28	16	10	2	100	73	34
St. Louis	21	14	4	3	80	52	31
Vancouver	22	14	5	3	85	54	31
Cleveland	23	13	5	5	94	63	31
Los Angeles	23	13	5	5	88	63	31
Pittsburgh	23	11	3	9	88	57	31
Boston	27	13	10	4	109	92	30
New York Rangers	23	13	7	3	109	81	29
Chicago	22	12	6	4	77	55	28
Montreal	23	9	8	6	59	67	24
New York Islanders	16	10	3	3	56	37	23
Philadelphia	21	10	8	3	67	61	23
Washington	12	10	1	1	67	29	21
Colorado	10	9	0	1	51	21	19
Atlanta	16	6	7	3	64	59	15
<b>TOTALS</b>	<b>356</b>	<b>207</b>	<b>89</b>	<b>60</b>	<b>1386</b>	<b>965</b>	<b>474</b>
<b>ON ROAD</b>							
Minnesota	23	13	8	2	78	66	28
Cleveland	23	12	8	3	97	76	27
Toronto	27	11	13	3	86	88	25
Los Angeles	23	9	9	5	71	83	23
Washington	12	9	1	2	57	34	20
New York Islanders	17	8	5	4	42	39	20
Pittsburgh	23	5	8	10	78	89	20
New York Rangers	22	7	10	5	61	82	19
Detroit	24	8	14	2	70	86	18
Atlanta	15	6	4	5	52	45	17
Chicago	21	6	10	5	48	62	17
St. Louis	21	6	10	5	53	80	17
Boston	28	7	18	3	87	124	17
Colorado	10	7	1	2	40	25	16
Vancouver	22	6	12	4	65	84	16
Montreal	23	4	15	4	65	109	12
Philadelphia	22	1	16	5	45	90	7
<b>TOTALS</b>	<b>356</b>	<b>125</b>	<b>162</b>	<b>69</b>	<b>1095</b>	<b>1262</b>	<b>319</b>

## WHAT DID THEY WEAR?

1 Edwards	(78-79, 77-78); Crozier (75-76, 74-75, 73-74, 72-73, 71-72, 70-71)
2 Retired Jersey	Horton (73-74, 72-73); Watson (71-72, 70-71)
3 Stewart	(78-79, 77-78); McIntosh (75-76, 74-75); Guevremont (74-75); Robitaille (74-75, 73-74, 72-73, 71-72); Pratt (70-71)
4 Korab	(78-79, 77-78, 76-77, 75-76, 74-75, 73-74); Pratt (73-74, 72-73, 71-72); McMahon (70-71)
5 Fogolin	(78-79, 77-78, 76-77, 75-76, 74-75); Carriere (73-74); Hillman (72-73, 71-72); Barrie (71-72, 70-71)
6 Schoenfeld	(78-79, 77-78, 76-77, 75-76, 74-75, 73-74, 72-73); Hamilton (71-72, 70-71)
7 R. Martin	(78-79, 77-78, 76-77, 75-76, 74-75, 73-74, 72-73, 71-72); Robert (72-73); Schmautz (70-71)
8 McKegney	(78-79); Lorentz (77-78, 76-77, 75-76, 74-75, 73-74, 72-73, 71-72); R. Martin (71-72); Duff (71-72); Inglis (70-71)
9 Richard	(78-79, 76-77, 75-76); Dudley (74-75); Gratton (74-75, 73-74, 72-73); R. Martin (72-73); Deadmarsh (72-73); Lawson (71-72); Fleming (70-71)
10 Ramsay	(78-79, 77-78, 76-77, 75-76, 74-75, 73-74, 72-73); Goyette (71-72, 70-71)
11 Perreault	(78-79, 77-78, 76-77, 75-76, 74-75, 73-74, 72-73, 71-72, 70-71)
12 Savard	(78-79, 77-78, 76-77); McAdam (75-76); Mickey (74-75, 73-74, 72-73); Byers (71-72); Krake (70-71)
14 Robert	(78-79, 77-78, 76-77, 75-76, 74-75, 73-74, 72-73, 71-72); Gratton (72-73); Luce (71-72); Zaine (71-72); Wyrozub (70-71)
15 Boland	(78-79); McAdam (78-79, 77-78, 76-77); Deziel (74-75); McSheffrey (74-75); Meehan (74-75, 73-74, 72-73, 71-72, 70-71)
16 Seiling	(78-79, 77-78); D. Smith (76-77); McNab (75-76, 74-75); Lemieux (73-74); Wyrozub (72-73); Anderson (71-72, 70-71); Deadmarsh (71-72)
17 Dudley	(78-79, 74-75, 73-74, 72-73); D. Smith (78-79); Stanfield (77-78, 76-77, 75-76, 74-75); Richer (72-73); F. Smith (71-72, 70-71)
18 Gare	(78-79, 77-78, 76-77, 75-76, 74-75); Terbenche (73-74, 72-73); O'Shea (71-72, 70-71)
19 Smith	(78-79, 77-78); Tidey (76-77); Titanic (75-76, 74-75); Stanfield (75-76); Atkinson (73-74, 72-73, 71-72, 70-71); Lacombe (70-71); Perry (70-71)
20 Luce	(78-79, 77-78, 76-77, 75-76, 74-75, 73-74, 72-73, 71-72); Duff (70-71); McDonald (70-71)
21 Schultz	(78-79); Schock (77-78); Spencer (76-77, 75-76, 74-75, 73-74); Busniuk (73-74); Gould (73-74); Harris (72-73); Ball (71-72); Mickey (71-72); Keenan (71-72); Andrea (70-71); Lagace (70-71)
22 Guevremont	(78-79, 77-78, 76-77, 75-76, 74-75); McNab (74-75); Rombough (73-74, 72-73); McKay (72-73, 71-72); Zaine (71-72); Marshall (70-71)
23 Breitenbach	(78-79, 76-77, 75-76); Carriere (77-78, 74-75, 73-74, 72-73); Norris (73-74); Shack (71-72, 70-71); Gould (71-72); Robert (71-72); Terbenche (70-71)
24 Hajt	(78-79, 77-78, 76-77, 75-76, 74-75, 73-74); Bromley (73-74); McNab (73-74); Wyrozub (73-74); Gould (72-73); Busniuk (72-73); Evans (71-72); McKay (71-72); Talbot (70-71); Deadmarsh (70-71)
25 T. Martin	(78-79, 77-78, 76-77, 75-76); Ramsay (71-72); Myers (70-71); Perry (70-71)
26 Breitenbach	(78-79); Tidey (77-78, 76-77); D. Smith (75-76); Wyrozub (71-72); Keenan (71-72, 70-71)
27 Playfair	(78-79); Kowal (77-78, 76-77); Regan (73-74)
28 Sauve	(78-79, 77-78, 76-77, 75-76); Bromley (73-74, 72-73); Farr (73-74, 72-73); Dryden (71-72, 70-71); Ball (70-71)
29 Dunn	(78-79, 77-78); Edwards (76-77); Bromley (75-76, 74-75, 73-74)
30 Ireland	(78-79); Desjardins (77-78, 76-77, 75-76, 74-75); Farr (74-75); Dryden (73-74, 72-73, 71-72, 70-71); Daley (70-71)
31 Weaver	(78-79); A. Smith (76-77, 75-76)
32 Ramsey	(77-78)
<b>SABRE CAPTAINS</b>	
Danny Gare	78-79, 77-78
Jim Schoenfeld	76-77, 75-76, 74-75
Gerry Meehan	73-74, 72-73, 71-72
Floyd Smith	70-71

## AWARDS AND TROPHIES

**Most Valuable Player** — Wilkinson Sword Award: Chosen by team members, this award consisted of an engraved, full-size sword and a \$500 check, presented by the Wilkinson Sword Division. Discontinued after 1974-75.

1974-75	Rene Robert	1971-72	Roger Crozier
1973-74	Don Luce	1970-71	Gil Perreault
1972-73	Tim Horton		

**Most Improved Player** — The Buffalo Evening News Trophy: By a vote of his teammates, the player showing the most improvement over the course of the season. Until 1975-76 this award was presented by the Wilkinson Sword Division.

1978-79	Bob Sauve	1973-74	Rick Dudley and Craig Ramsay
1977-78	Lee Fogolin	1972-73	Dave Dryden
1976-77	Gary McAdam	1971-72	Don Luce
1975-76	Lee Fogolin	1970-71	Doug Barrie
1974-75	Rick Dudley		

**The Charley Barton Memorial Silver Stick Award:** Presented by the Buffalo Courier Express in memory of the late hockey writer Charley Barton, to the player who best exemplifies Charley's love of the game.


1978-79	Ric Seiling	1974-75	Gil Perreault
1977-78	Don Edwards	1973-74	Craig Ramsay
1976-77	Jim Schoenfeld	1972-73	Don Luce
1975-76	Danny Gare		

**The Star of Stars Trophy:** For consistent home performance as reflected in the Three Star selections.


1978-79	Richard Martin	1974-75	Rene Robert
1977-78	Don Edwards	1973-74	Richard Martin
1976-77	Gil Perreault	1972-73	Gil Perreault
1975-76	Gil Perreault	1971-72	Roger Crozier



First Sabre All-Star



1979 Silver Stick Winner



Tim Horton — in Hall of Fame

### BUFFALO SABRES' BOOSTER CLUB AWARDS

**Frank Eddolls Memorial Trophy:** Named in honor of the former Buffalo Bison coach and NHL defenseman, presented to the most popular player, as selected by members of the Booster Club.

1978-79	Craig Ramsay	1973-74	Richard Martin
1977-78	Don Edwards	1972-73	Gil Perreault
1976-77	Andre Savard	1971-72	Gil Perreault
1975-76	Danny Gare	1970-71	Gil Perreault
1974-75	Craig Ramsay		

**Wayne Larkin Memorial Trophy:** Named in honor of the former Buffalo Bison winger, presented to the most valuable player as voted by his teammates.

1978-79	Craig Ramsay	1973-74	Richard Martin
1977-78	Don Edwards	1972-73	Tim Horton
1976-77	Gerry Desjardins	1971-72	Roger Crozier
1975-76	Danny Gare	1970-71	Gil Perreault
1974-75	Rene Robert		

**Tim Horton Memorial Award:** Named in honor of the late Buffalo Sabres' defenseman, presented to the player whose performance is far superior to the public recognition he has received, based on a vote of the Booster Club Board of Directors and members of the local sports media.

1978-79	Ric Seiling	1973-74	Craig Ramsay
1977-78	Gary McAdam	1972-73	Jim Lorentz
1976-77	Jim Lorentz	1971-72	Don Luce
1975-76	Brian Spencer	1970-71	Gerry Meehan
1974-75	Bill Hajt		

**Fred T. Hunt Memorial Trophy:** Named in honor of the late Buffalo Sabres' assistant general manager and former player, coach and general manager of the AHL Buffalo Bisons, presented to the outstanding rookie as selected by the Booster Club Board of Directors and members of the local sports media.

1978-79	Bill Stewart
1977-78	Don Edwards

## OTHER AWARDS

1978-79

**Selected to NHL Challenge Cup All-Star Team:** Gil Perreault, Jim Schoenfeld

1977-78

**Official NHL All-Star Second Team Goaltender:** Don Edwards

**Elected to the NHL Hall of Fame:** Marcel Pronovost, Coach

**Selected to NHL's Prince of Wales Conference Team in All-Star Game:** Gil Perreault, Richard Martin

1976-77

**Official NHL All-Star Second Team Left Winger:** Richard Martin

**Official NHL All-Star Second Team Center:** Gil Perreault

**Elected to the NHL Hall of Fame:** Tim Horton, defenseman

**Charlie Conacher Memorial Trophy:** Jim Lorentz

**Selected to NHL's Prince of Wales Conference Team in All-Star Game:** Gerry Desjardins, Gil Perreault, Richard Martin, Jim Schoenfeld

**Most Valuable Player in All-Star Game:** Richard Martin

1975-76

**Official NHL All-Star Second Team Left Winger:** Richard Martin

**Official NHL All-Star Second Team Center:** Gil Perreault

**Selected to NHL's Prince of Wales Conference Team in All-Star Game:** Richard Martin, Jerry Korab, Craig Ramsay

1974-75

**Bill Masterton Trophy:** Don Luce

**Official NHL All-Star First Team Left Winger:** Richard Martin

**Official NHL All-Star Second Team Right Winger:** Rene Robert

**Official Sporting News Prince of Wales Conference All-Star Team Left Winger:** Richard Martin

**Selected to NHL's Prince of Wales Conference Team in All-Star Game:** Richard Martin, Rene Robert, Gil Perreault, Jerry Korab, Don Luce

1973-74

**Official NHL All-Star First Team Left Winger:** Richard Martin

**Official Sporting News East Division All-Star Team Left Winger:** Richard Martin

**Selected to NHL's East Division Team in All-Star Game:** Richard Martin, Dave Dryden, Gil Perreault

1972-73

**Lady Byng Trophy:** Gil Perreault

**Selected to NHL's East Division Team in All-Star Game:** Richard Martin, Rene Robert

1971-72

**Selected to NHL's East Division Team in All-Star Game:** Richard Martin, Gil Perreault

**Hockey News Rookie of the Year:** Richard Martin

**Sporting News East Division Rookie of the Year:** Richard Martin

1970-71

**Calder Trophy:** Gil Perreault

**Selected to NHL's East Division Team in All-Star Game:** Gil Perreault

**Sport Magazine Rookie of the Year in All Pro Sport:** Gil Perreault

**Sporting News East Division Rookie of the Year:** Gil Perreault

## SABRES' INDIVIDUAL GAME RECORDS

**Most Goals:** (4) Richard Martin vs. Washington, Dec. 21, 1975, vs. Washington, Dec. 3, 1974 and vs. Atlanta, Oct. 22, 1972

**Most Assists:** (5) Gil Perreault at California, Feb. 1, 1976

**Most Points:** (7) Gil Perreault at California, Feb. 1, 1976

**Most Penalty Minutes:** (39) Reg Fleming vs. Pittsburgh, Oct. 18, 1970

**Most Shots On Goal:** (12) Jim Schoenfeld vs. Toronto, Dec. 10, 1978; Rene Robert vs. Boston, Apr. 1, 1976

## SABRES' INDIVIDUAL SEASON RECORDS

**Most Goals:** (52) Richard Martin, 1974-75, 1973-74


**Most Assists:** (69) Gil Perreault, 1975-76

**Most Points:** (113) Gil Perreault, 1975-76

**Most Penalty Minutes:** (184) Jerry Korab and Jim Schoenfeld, 1974-75

**Most Regular Season Games Played as a Sabre:** (673) Gil Perreault over nine seasons

**Most Consecutive Regular Season Games Played as a Sabre:** (481) Craig Ramsay, Mar. 27, 1973 through Apr. 8, 1979



**Most Goals by a Sabre Rookie**

**Most Goals by a Right Winger:** (50) Danny Gare, 1975-76

**Most Assists by a Right Winger:** (60) Rene Robert, 1974-75

**Most Points by a Right Winger:** (100) Rene Robert, 1974-75

**Most Penalty Minutes by a Right Winger:** (129) Danny Gare, 1975-76

**Most Goals by a Center:** (44) Gil Perreault, 1975-76

**Most Assists by a Center:** (69) Gil Perreault, 1975-76

**Most Points by a Center:** (113) Gil Perreault, 1975-76

**Most Penalty Minutes by a Center:** (68) Skip Krake, 1970-71

**Most Goals by a Left Winger:** (52) Richard Martin, 1974-75, 1973-74

**Most Assists by a Left Winger:** (49) Craig Ramsay, 1975-76

**Most Points by a Left Winger:** (95) Richard Martin, 1974-75

**Most Penalty Minutes by a Left Winger:** (159) Reg Fleming, 1970-71

**Most Goals by a Defenseman:** (14) Jerry Korab 1976-77

**Most Assists by a Defenseman:** (44) Jerry Korab, 1974-75

**Most Points by a Defenseman:** (56) Jerry Korab, 1974-75

**Most Penalty Minutes by a Defenseman:** (184) Jerry Korab and Jim Schoenfeld, 1974-75

**Most Goals by a Rookie:** (44) Richard Martin, 1971-72

**Most Assists by a Rookie:** (34) Gil Perreault, 1970-71

**Most Points by a Rookie:** (74) Richard Martin, 1971-72

**Most Penalty Minutes by a Rookie:** (178) Jim Schoenfeld, 1972-73



**Most Minutes by Goalie**



**Five Goalie Records**

- Most Minutes Played by a Goalie:** (4,209) Don Edwards, 1977-78
- Most Wins by a Goalie:** (38) Don Edwards, 1977-78
- Most Consecutive Wins by a Goalie:** (9) Gerry Desjardins, 1976-77
- Lowest Goals Against Average (in 25 or more games):** (2.51) Don Edwards, 1976-77
- Most Shut-Outs by a Goalie:** (5) Don Edwards, 1977-78
- Most Penalty Minutes by a Goalie:** (12) Don Edwards, 1977-78; Joe Daley, 1970-71
- \*Most Hat Tricks:** (7) Richard Martin, 1975-76
- Most Power Play Goals:** (21) Richard Martin, 1974-75
- Most Short Handed Goals:** (8) Don Luce, 1974-75
- Most Game-Winning Goals:** (9) Gil Perreault, 1976-77; Danny Gare, 1975-76
- Most Goal Scoring Games in Succession:** (7) Gil Perreault, 1976-77; Richard Martin and Rene Robert, 1974-75
- Most Assist Scoring Games in Succession:** (9) Gil Perreault, 1974-75
- Most Point Scoring Games in Succession:** (18) Gil Perreault, 1971-72

\*An NHL Record

### SABRES' TEAM GAME RECORDS

- Most Goals For:** (14) 14-2 win over Washington, Dec. 21, 1975
- Most Goals Against:** (11) 11-2 loss at Montreal, Nov. 7, 1970
- Most Goals — Buffalo and Opponent:** (16) 13-3 win at Cleveland, Feb. 25, 1978; 14-2 win over Washington, Dec. 21, 1975
- Greatest Winning Margin:** (12) 14-2 win over Washington, Dec. 21, 1975
- Greatest Losing Margin:** (9) 9-0 loss at St. Louis, Mar. 13, 1971; 11-2 loss at Montreal, Nov. 7, 1970
- Highest Tie Score:** (7-7) vs. St. Louis, Oct. 28, 1978
- Lowest Tie Score:** (0-0) vs. California, Nov. 9, 1972
- Most Shots On Goal For:** (58) vs. Kansas City, Feb. 2, 1975
- Fewest Shots On Goal For:** (14) vs. Montreal, Oct. 15, 1970
- Most Shots On Goal Against:** (72) at Boston, Dec. 10, 1970
- Fewest Shots On Goal Against:** (8) by Kansas City, Mar. 21, 1976
- Most Buffalo Shots, One Period:** (26) vs. Cleveland, Feb. 25, 1978
- Most Penalty Minutes — Buffalo:** (76) vs. Boston, Dec. 13, 1972
- Most Penalty Minutes — Opponent:** (79) by Montreal, Nov. 24, 1974

- Most Penalty Minutes — Buffalo and Opponent:** (154) Montreal at Buffalo, Nov. 24, 1974; Boston at Buffalo, Dec. 13, 1972
- Fastest Two Buffalo Goals, One Player:** (:14) by Richard Martin vs. Washington, Oct. 19, 1975
- Fastest Two Goals Against, One Player:** (:10) by Darryl Sittler of Toronto, Feb. 19, 1972
- Fastest Three Buffalo Goals, One Player:** (3:49) by Don Luce at Washington, Dec. 22, 1974
- Fastest Three Goals Against, One Player:** (4:55) by Rick Kehoe at Pittsburgh, Mar. 10, 1976
- \*Fastest Two Buffalo Goals:** (:04) by Lee Fogolin and Don Luce vs. California, Oct. 17, 1974
- Fastest Two Goals Against:** (:07) by Marcel Dionne and Hartland Monahan of Los Angeles, Jan. 11, 1978; Jim Moxey and Wayne Merrick at California, Feb. 1, 1976
- Fastest Three Buffalo Goals:** (:57) Ric Seiling, Don Luce, Gary McAdam vs. Cleveland, Dec. 8, 1977
- Fastest Three Goals Against:** (1:04) by Lowell MacDonald, Nick Beverley and Bernie Lukowich at Pittsburgh, Apr. 4, 1974
- Fastest Two Goals, Both Teams:** (:05) by Richard Martin and Greg Polis of Pittsburgh, Jan. 3, 1974
- Fastest Three Goals, Both Teams:** (:18) by Jim Moxey, Wayne Merrick and Danny Gare at California, Feb. 1, 1976
- Fastest Buffalo Goal from Opening Face-Off:** (:07) by Danny Gare vs. Vancouver, Dec. 17, 1978
- Fastest Opponent Goal from Opening Face-Off:** (:09) by Yvan Cournoyer at Montreal, Dec. 22, 1973
- Fastest Buffalo Goal from Start of One Period:** (:06) by Jerry Korab vs. NY Rangers, Dec. 4, 1975

\*An NHL Record



Records are made to be broken

### SABRES' TEAM SEASON RECORDS

- Most Points:** (113), 1974-75
- Most Home Points:** (63), 1972-73
- Most Road Points:** (51), 1974-75
- Fewest Points:** (51), 1971-72
- Fewest Home Points:** (31), 1971-72
- Fewest Road Points:** (20), 1971-72
- Most Wins:** (49), 1974-75
- Most Home Wins:** (30), 1972-73
- Most Road Wins:** (21), 1976-77, 1974-75
- Fewest Wins:** (16), 1971-72
- Fewest Home Wins:** (11), 1971-72
- Fewest Road Wins:** (5), 1971-72
- Most Losses:** (43), 1971-72
- Most Home Losses:** (19), 1971-72



**Most Road Losses:** (26), 1970-71  
**Fewest Losses:** (16), 1974-75  
**Fewest Home Losses:** (6), 1974-75, 1972-73  
**Fewest Road Losses:** (10), 1974-75  
**Most Ties:** (19), 1971-72  
**Most Home Ties:** (10), 1970-71  
**Most Road Ties:** (11), 1972-73  
**Fewest Ties:** (8), 1976-77  
**Fewest Home Ties:** (3), 1972-73  
**Fewest Road Ties:** (3), 1976-77  
**Most Goals For:** (354), 1974-75  
**Most Goals For-at Home:** (199), 1974-75  
**Most Goals For-on Road:** (155), 1974-75  
**Fewest Goals For:** (203), 1971-72  
**Fewest Goals For-at Home:** (110), 1971-72  
**Fewest Goals For-on Road:** (93), 1971-72  
**Most Goals Against:** (291), 1970-71  
**Most Goals Against-at Home:** (130), 1978-79  
**Most Goals Against-on Road:** (168), 1970-71  
**Fewest Goals Against:** (215), 1977-78  
**Fewest Goals Against-at Home:** (80), 1972-73  
**Fewest Goals Against-on Road:** (119), 1976-77  
**Longest Winning Streak:** (9), Dec. 11 through Dec. 29, 1976  
**Longest Home Winning Streak:** (12) Nov. 12, 1972 through Jan. 7, 1973  
**Longest Road Winning Streak:** (6), Dec. 8 through Dec. 29, 1976  
**Longest Undefeated Streak:** (12) Feb. 2 through Feb. 27, 1975  
**Longest Home Undefeated Streak:** (21) Oct. 8, 1972 through Jan. 7, 1973  
**Longest Road Undefeated Streak:** (6) Mar. 14 through Mar. 30, 1976;  
 Dec. 8 through Dec. 29, 1976; Oct. 26 through Nov. 13, 1974  
**Most Consecutive Ties:** (4) Dec. 22, 29, 31, 1977 and Jan. 1, 1978  
**Longest Losing Streak:** (7) Oct. 25 through Nov. 8, 1970  
**Longest Home Losing Streak:** (4) Jan. 14, 25, 28, 31, 1979  
**Longest Road Losing Streak:** (7) Feb. 6 through 27, 1971; Oct. 14 through  
 Nov. 7, 1970

## SABRES' TEAM PLAYOFF RECORDS

### One Playoff Year

**Most Wins:** (10) 1975 (17 games)  
**Fewest Wins:** (1) 1979, (3 games)  
**Most Losses:** (7) 1975 (17 games)  
**Fewest Losses:** (2) 1979 (3 games)  
**Most Goals For:** (53) 1975 (17 games)  
**Fewest Goals For:** (9) 1979 (3 games)  
**Most Goals Against:** (58) 1975 (17 games)  
**Fewest Goals Against:** (9) 1979 (3 games)  
**Most Shut Outs For:** (0)  
**Most Times Shut Out:** (1) 7-0 by Montreal, May 1, 1975  
**Most Overtime Games:** (4) 1975 (17 games)  
**Longest Winning Streak:** (4) Apr. 8, 9, 11, 13, 1976; Apr. 20, 22, 27, 29, 1975  
**Longest Losing Streak:** (4) Apr. 11, 13, 15, 17, 1977; Apr. 15, 17, 20, 22, 1976  
**Greatest Winning Margin:** (6) 7-1 vs. Minnesota, 1977  
**Greatest Losing Margin:** (7) 7-0 at Montreal, 1975  
**Most Power Play Goals:** (13) 1975 (17 games)  
**Most Power Play Goals Against:** (14) 1975 (17 games)

**Most Short Handed Goals:** (2) 1975 (17 games)  
**Most Short Handed Goals Against:** (1) 1977 (6 games), 1976 (9 games),  
 1975 (17 games)  
**Most Shots on Goal:** (532) 1975 (17 games)  
**Fewest Shots on Goal:** (186) 1973 (6 games)  
**Most Shots on Goal Against:** (459) 1975 (17 games)  
**Fewest Shots on Goal Against:** (144) 1977 (6 games)  
**Most Buffalo Penalty Minutes:** (276) 1975 (17 games)  
**Most Opponents Penalty Minutes:** (243) (17 games)

### One Game Only

**Most Goals:** (7) at Minnesota, Apr. 7, 1977  
**Most Goals Against:** (8) at Montreal, May 3, 1975  
**Most Goals, Buffalo and Opponent:** (11) 6-5 Buffalo win over Montreal,  
 Apr. 27, 1975  
**Most Shots on Goal:** (57) vs. St. Louis, Apr. 8, 1976  
**Fewest Shots on Goal:** (17) at NY Islanders, Apr. 22, 1976  
**Most Shots on Goal Against:** (43) by Montreal, May 3, 1975  
**Fewest Shots on Goal Against:** (14) by Chicago, Apr. 22, 1975  
**Most Buffalo Penalty Minutes:** (57) vs. Philadelphia, Apr. 22, 1978 and  
 vs. Montreal, May 3, 1975  
**Most Opponent Penalty Minutes:** (49) by Philadelphia, Apr. 22, 1978  
**Most Penalty Minutes, Buffalo and Opponent:** (106) Buffalo and Philadelphia,  
 Apr. 22, 1978  
**Fastest Two Buffalo Goals, One Player:** (4:14) Jocelyn Guevremont vs.  
 Minnesota, Apr. 7, 1977  
**Fastest Two Goals Against, One Player:** (:27) Guy Lafleur of Montreal,  
 May 1, 1975  
**Fastest Three Buffalo Goals, One Player:** (50:55) Jim Lorentz vs. Minnesota,  
 Apr. 7, 1977  
**Fastest Three Goals Against, One Player:** (30:04) Yvan Cournoyer of Montreal,  
 Apr. 5, 1973  
**Fastest Two Buffalo Goals:** (:17) Danny Gare, Richard Martin vs. Philadelphia,  
 May 20, 1975  
**Fastest Two Goals Against:** (:16) Peter Mahovlich, Murray Wilson of Montreal,  
 Apr. 8, 1973  
**Fastest Three Buffalo Goals:** (5:25) Jim Lorentz, Richard Martin, Rene Robert  
 vs. Chicago, Apr. 20, 1975  
**Fastest Three Goals Against:** (5:40) Guy Lafleur, Yvon Lambert, Guy Lapointe of  
 Montreal, May 3, 1975

GOALS 5 SECS APART SET NHL  
PLAYOFF MARK FOR FASTEST TWO

### It happened just last April

**Fastest Two Goals, Both Teams:** (:05) Gil Perreault and Jim Hamilton of Pittsburgh,  
 April 14, 1979  
**Fastest Buffalo Goal from Opening Face Off:** (1:06) Gil Perreault vs. Montreal,  
 Apr. 5, 1973  
**Fastest Opponent Goal from Opening Face Off:** (:32) Guy Lapointe of Montreal,  
 Apr. 27, 1975  
**Shortest Over-time Game:** (60:47) Pittsburgh win over Buffalo, Apr. 14, 1979  
 on goal by George Ferguson  
**Longest Over-time Game:** (78:29) 5-4 Buffalo win over Philadelphia, May 20,  
 1975 on goal by Rene Robert

\*An NHL Record

## SABRES' INDIVIDUAL PLAYOFF RECORDS

### ONE PLAYOFF YEAR

**Most Goals:** (7) Danny Gare, Richard Martin, 1975  
**Most Assists:** (9) Gil Perreault, 1975  
**Most Points:** (15) Richard Martin, Gil Perreault, 1975  
**Most Penalty Minutes:** (38) Jim Schoenfeld, 1975  
**Most Power Play Goals:** (5) Richard Martin, 1975  
**Most Short Handed Goals:** (1) Craig Ramsay, 1976, 1975; Don Luce, 1975  
**Most Minutes Played by a Goaltender:** (760) Gerry Desjardins, 1975  
**Most Shots on Goal:** (66) Gil Perreault, 1975

### ONE FINAL SERIES

**Vs. Philadelphia, 1975, 6 games**

**Most Goals:** (2) Danny Gare, Jerry Korab, Don Luce, Richard Martin  
**Most Assists:** (4) Richard Martin  
**Most Points:** (6) Richard Martin  
**Most Penalty Minutes:** (12) Don Luce  
**Most Power Play Goals:** (1) Jerry Korab, Richard Martin, Gil Perreault  
**Most Short Handed Goals:** (0)  
**Most Minutes Played by a Goalie:** (260) Gerry Desjardins  
**Most Shots On Goal:** (23) Gil Perreault



### ONE SEMI-FINAL SERIES

**Vs. Montreal, 1975, 6 games**


**Most Goals:** (4) Craig Ramsay  
**Most Assists:** (4) Peter McNab  
**Most Points:** (6) Craig Ramsay  
**Most Penalty Minutes:** (24) Larry Carriere  
**Most Power Play Goals:** (1) Richard Martin, Gil Perreault, Craig Ramsay  
**Most Short Handed Goals:** (1) Don Luce, Craig Ramsay  
**Most Minutes Played by a Goalie:** (197) Gerry Desjardins  
**Most Shots On Goal:** (27) Richard Martin

### ONE QUARTER-FINAL SERIES


**Most Goals:** (5) Rene Robert vs. Montreal, 1973, 6 games  
**Most Assists:** (7) Gil Perreault vs. Montreal, 1973, 6 games  
**Most Points:** (10) Gil Perreault vs. Montreal, 1973, 6 games  
**Most Penalty Minutes:** (21) Lee Fogolin vs. Philadelphia, 1978, 5 games  
**Most Power Play Goals:** (3) Richard Martin vs. Chicago, 1975, 5 games  
**Most Short Handed Goals:** (0)  
**Most Minutes Played by a Goalie:** (374) Gerry Desjardins vs. NY Islanders, 1976, 6 games  
**Most Shots On Goal:** (38) Richard Martin vs. Montreal, 1973, 6 games



They scored shorthanded goals in playoffs



Most Goals, One Playoff Year



Scored Three Overtime Goals

### ONE PRELIMINARY ROUND



**Most Goals:** (4) Jim Lorentz vs. Minnesota, 1977, 2 games  
**Most Assists:** (4) Jerry Korab vs. NY Rangers, 1978; Gil Perreault vs. Minnesota, 1977, 2 games  
**Most Points:** (4) Rene Robert vs. Pittsburgh, 1979, 3 games; Danny Gare, Jerry Korab vs. NY Rangers, 1978, 3 games; Jim Lorentz, Gil Perreault vs. Minnesota, 1977, 2 games  
**Most Penalty Minutes:** (21) Danny Gare vs. NY Rangers, 1978  
**Most Power Play Goals:** (1) Gil Perreault vs. Pittsburgh, 1979, 3 games; Danny Gare, Craig Ramsay, vs. NY Rangers, 1978, 3 games; Jocelyn Guevremont vs. Minnesota, 1977, 2 games  
**Most Short Handed Goals:** (1) Craig Ramsay vs. St. Louis, 1976, 3 games  
**Most Minutes Played by a Goalie:** (189) Gerry Desjardins vs. St. Louis, 1976, 3 games  
**Most Shots On Goal:** (17) Richard Martin vs. St. Louis, 1976, 3 games

### ONE GAME ONLY

**Most Goals:** (3) Jim Lorentz vs. Minnesota, Apr. 7, 1977  
**Most Assists:** (3) Jerry Korab vs. NY Rangers, 1978; Gil Perreault vs. Minnesota, 1977, vs. St. Louis, 1976  
**Most Points:** (3) Jerry Korab vs. NY Rangers, 1978; Jerry Korab vs. NY Islanders, 1977; Jim Lorentz, Gil Perreault, Jocelyn Guevremont vs. Minnesota, 1977; Danny Gare, Richard Martin, Gil Perreault vs. NY Islanders, 1976; Don Luce, Richard Martin vs. Philadelphia, 1975; Don Luce, Gil Perreault vs. Montreal, 1975; Richard Martin, Gil Perreault vs. Chicago, 1975; Gil Perreault, Rene Robert vs. Montreal, 1973  
**Most Penalty Minutes:** (21) Danny Gare vs. NY Rangers, 1978  
**Most Power Play Goals:** (1) Rick Dudley, Danny Gare, Jocelyn Guevremont, Jerry Korab, Don Luce, Richard Martin, Gil Perreault, Craig Ramsay, Rene Robert, Jim Schoenfeld  
**Most Short Handed Goals:** (1) Craig Ramsay vs. St. Louis, 1976; Don Luce, Craig Ramsay vs. Montreal, 1975  
**Most Minutes Played by a Goalie:** (74:27) Gerry Desjardins vs. St. Louis, 1976  
**Most Shots On Goal:** (11) Danny Gare vs. St. Louis, 1976


## THE SABRES — FROM WHERE AND WHEN

- Boland, Mike** — signed as a free agent in the fall of 1978  
**Breitenbach, Ken** — second round pick, 1975 Amateur Draft  
**Dudley, Rick** — contract purchased from Cincinnati of WHA, February 4, 1979  
**Dunn, Richard** — signed as a free agent in the fall of 1977  
**Edwards, Don** — fifth round pick, 1975 Amateur Draft  
**Gare, Danny** — second round pick, 1974 Amateur Draft  
**Hajt, Bill** — third round pick, 1971 Amateur Draft  
**Korab, Jerry** — obtained in trade with Vancouver for John Gould and Tracy Pratt, December 27, 1973  
**Luce, Don** — obtained in trade (along with Mike Robitaille) with Detroit for Joe Daley, May 25, 1971  
**Martin, Richard** — first round pick, 1971 Amateur Draft  
**McKegney, Tony** — second round pick, 1978 Amateur Draft  
**Perreault, Gil** — first round pick, 1970 Amateur Draft  
**Playfair, Larry** — first round pick, 1978 Amateur Draft  
**Ramsay, Craig** — second round pick, 1971 Amateur Draft  
**Richard, Jacques** — obtained in trade with Atlanta for Larry Carriere and a 1976 draft choice, October 1, 1975  
**Robert, Rene** — obtained in trade with Pittsburgh for Eddie Shack, March 4, 1972  
**Sauve, Bob** — first round pick, 1975 Amateur Draft  
**Savard, Andre** — signed as a free agent after obtaining negotiation rights from Boston in exchange for same rights to Peter McNab, June 11, 1976  
**Schoenfeld, Jim** — first round pick, 1972 Amateur Draft  
**Schultz, Dave** — obtained in trade with Pittsburgh for Gary McAdam, February 6, 1979  
**Seiling, Ric** — first round pick, 1977 Amateur Draft  
**Smith, Derek** — tenth round pick, 1974 Amateur Draft  
**Stewart, Bill** — third round pick, 1977 Amateur Draft



# Buffalo Sabres' 1979-80 Roster

Player	Hgt.	Wgt.	Place of Birth	Date	1978-79 Club	1978-79 Record
						G A Pts.
<b>FORWARDS</b>						
CROWLEY, Paul	5-09	182	Montreal, Que.	12-16-55	Binghamton	27 20 47
DRADER, Darryl	5-10	185	Estavan, Sask.	4-10-54	Rochester	20 25 45
DUDLEY, Rick	6-00	190	Toronto, Ont.	1-31-49	Buffalo/Cincinnati	22 26 48
GARE, Danny	5-09	175	Nelson, B.C.	5-15-54	Buffalo	27 40 67
GARWASIUK, Ron	5-08	160	St. Paul, Alta.	2-17-49	Rochester	5 5 10
KOWAL, Joe	6-05	212	Toronto, Ont.	2- 3-56	Springfield/Binghamton	20 34 54
LANGDON, Steve	6-00	195	Toronto, Ont.	12-23-53	Rochester	25 23 48
LUCE, Don	6-02	185	London, Ont.	10- 2-48	Buffalo	26 35 61
MARTIN, Richard	5-11	180	Verdun, Que.	7-26-51	Buffalo	32 21 53
McKEGNEY, Tony	6-01	198	Montreal, Que.	2-15-58	Buffalo/Hershey	29 32 61
PERREAULT, Gil	6-00	197	Victoriaville, Que.	11-13-50	Buffalo	27 58 85
RAMSAY, Craig	5-10	176	Weston, Ont.	3-17-51	Buffalo	26 31 57
RICHARD, Jacques	5-11	170	Quebec City, Que.	10- 7-52	Buffalo	10 15 25
ROBERT, Rene	5-10	184	Trois-Rivieres, Que.	12-31-48	Buffalo	22 40 62
SAVARD, Andre	6-01	184	Temiscamingue, Que.	2- 9-53	Buffalo	18 22 40
SCHOCK, Ron	5-11	185	Chapleau, Ont.	12-19-43	Hershey	21 45 66
SCHULTZ, Dave	6-01	196	Waldheim, Sask.	10-14-49	Buffalo/Pittsburgh	6 12 18
SEILING, Ric	6-01	178	Elmira, Ont.	12-15-57	Buffalo	20 22 42
SMITH, Derek	5-11	175	Quebec City, Que.	7-31-54	Buffalo	14 12 26
TIDEY, Alec	6-00	180	Vancouver, B.C.	1- 5-55	Hershey	31 30 61
TITANIC, Morris	6-01	180	Toronto, Ont.	1- 7-53	Milwaukee	26 44 70
<b>DEFENSEMEN</b>						
BOLAND, Mike	6-00	190	London, Ont.	10-29-54	Buffalo/Hershey	4 19 23
BREEN, Mike	5-11	198	Wareham, Mass.	11-17-57	Hershey	4 11 15
BREITENBACH, Ken	6-01	190	Welland, Ont.	1- 9-55	Buffalo/Hershey	4 10 14
DUNN, Richard	6-00	192	Boston, Mass.	5-12-57	Buffalo/Hershey	5 21 26
HAJT, Bill	6-03	204	Radisson, Sask.	11-18-51	Buffalo	3 8 11
KORAB, Jerry	6-03	218	Sault Ste. Marie, Ont.	9-15-48	Buffalo	11 40 51
PELYK, Mike	6-01	190	Toronto, Ont.	9-29-47	Switzerland	
PLAYFAIR, Larry	6-04	201	Fort St. James, B.C.	6-23-58	Buffalo/Hershey	0 15 15
RAMSEY, Wayne	6-00	195	Hamiota, Man.	1-31-57	Springfield/Milwaukee/ Toledo	14 37 51
SCHOENFELD, Jim	6-02	208	Galt, Ont.	9- 4-52	Buffalo	8 17 25
STEWART, Bill	6-02	190	Toronto, Ont.	10- 6-57	Buffalo	1 17 18
TURKIEWICZ, Jim	5-10	185	Waterford, Ont.	4-13-55	Birmingham	3 17 20
<b>GOALTENDERS</b>						
EDWARDS, Don	5-09	165	Hamilton, Ont.	9-28-55	Buffalo	3160 159 2 3.02
IRELAND, Randy	6-00	165	Biggar, Sask.	4- 5-57	Buffalo/Hershey	1507 116 0 4.62
SAUVE, Bob	5-08	168	Ste. Genevieve, Que.	6-17-55	Buffalo/Hershey	1888 114 0 3.62
WALSH, Ed	5-10	180	Somerville, Mass.	8-18-51	Edmonton/Dallas	842 53 1 3.78



# Rick Dudley

**Right Wing**

Born: Toronto, Ontario

January 31, 1949


Height: 6'0" Weight: 190


Shoots: Left

Hard-working Dudley was one of the most popular players in Sabres history despite only two years with the club in the mid-70's, and his return to Buffalo late last season from the WHA was greeted with great enthusiasm by the fans and his teammates. Rick didn't disappoint, leading the team the last third of the schedule in the league's plus-minus figures and adding his vigorous brand of checking and skating to the club's lineup. In his first stint with the Sabres Rick developed his hockey skills in addition to a pugnacious style, and was captain of the defunct Cincinnati Stingers in the WHA before returning to Buffalo, cutting down his penalty minutes on return to the NHL. A health food and body building believer, Rick and his wife Linda ran their own store offering natural foods, etc. in Cincinnati during the off season. One of North America's better pro lacrosse players when the sport was played at that level, Rick was originally Minnesota North Stars property, but was released after a serious leg injury in 1971. On recommendation of an old lacrosse coach, he was given a tryout with the Sabres organization and proved he was a big leaguer.

## PROFESSIONAL RECORD

Season	Club	League	GP	G	A	PTS	PIM
1969-70	Iowa	CHL	26	3	3	6	36
1970-71	Cleveland	AHL	16	1	0	1	2
	Flint	IHL	15	1	5	6	30
1971-72	Cincinnati	AHL	51	6	23	29	272
1972-73	Buffalo	NHL	6	0	1	1	7
	Cincinnati	AHL	64	40	44	84	159
1973-74	Buffalo	NHL	67	13	13	26	71
1974-75	Buffalo	NHL	78	31	39	70	116
1975-76	Cincinnati	WHA	74	43	38	81	156
1976-77	Cincinnati	WHA	77	41	47	88	102
1977-78	Cincinnati	WHA	72	30	41	71	156
1978-79	Cincinnati	WHA	47	17	20	37	102
	Buffalo	NHL	24	5	6	11	2
NHL Totals			175	49	59	108	196





## Don Edwards

### Goaltender


Born: Hamilton, Ontario  
 September 28, 1955  
 Height: 5'9" Weight: 165  
 Shoots: Left

Hockey teams, as their baseball counterparts, are only as good as their strength up the middle, and the 24-year-old Edwards is part of what many consider the finest one-two goaltending tandem in the NHL. Last season was his second full year in the league, and Donnie showed why he's rated that highly although he didn't make the official NHL All-Star Team as he did in his rookie year. Injuries plagued his year, and he never saw action in the Stanley Cup playoffs, having to leave one game after the warmup when he suffered a wrist injury. He holds several records for rookie NHL goaltenders — most minutes among them — and owns or shares nearly every Sabres club record, including most wins in a season, 38, in 1977-78. Don is the nephew of former NHL goalie Roy Edwards and is built along the same lines — slight with quickness with gloves and skates his forte. He and his wife Tannis had their first child during last season, and reside in suburban Amherst, where Don sharpens his low handicap golf game in his spacious yard during the off-season.

#### PROFESSIONAL RECORD

Season	Club	League	GPI	MINS	GA	SO	AVG
1975-76	Hershey	AHL	39	2253	128	3	3.41
1976-77	Buffalo	NHL	25	1480	62	2	2.51
	Hershey	AHL	47	2797	136	5	2.91
1977-78	Buffalo	NHL	72	4209	185	5	2.64
1978-79	Buffalo	NHL	54	3160	159	2	3.02
	NHL Totals		151	8849	406	9	2.75





# Danny Gare

(Gair)

Right Wing

Born: Nelson, British Columbia

May 14, 1954

Height: 5'9'' Weight: 175


Shoots: Right

The man they call "Tickets" will have to find new housemates this year, as the bachelor captain of the Sabres has lost his roomies of the past. Winger Terry Martin is off to Quebec; and center Derek Smith, who also shared Gare's Williamsville home as one of Buffalo's "bachelors three", was married during the summer. Gare, who got his nickname because of a seemingly-endless need for extra game tickets on the road, was ill during the summer with what was diagnosed as a severe case of mononucleosis. He is expected to be in good form by early this season, however. Injuries have plagued his NHL career since he was drafted in the second round in 1974, including a back problem which threatened to nip that career in the bud. Despite his physical problems, Danny may well have a shot at the 200-goal plateau this season, and he is only one of two players who ever scored 50 in a Buffalo uniform. Though not large by today's standards, Gare is one of the league's strongest and most aggressive players, and possesses a hard and accurate wrist shot.

### PROFESSIONAL RECORD

Season	Club	League	GP	G	A	PTS	PIM
1974-75	Buffalo	NHL	78	31	31	62	75
1975-76	Buffalo	NHL	79	50	23	73	129
1976-77	Buffalo	NHL	35	11	15	26	73
1977-78	Buffalo	NHL	69	39	38	77	95
1978-79	Buffalo	NHL	71	27	40	67	90
	NHL Totals		332	158	147	305	462





# Bill Hajt

(Height)

Defense

Born: Radisson, Saskatchewan

November 18, 1951

Height: 6'3" Weight: 204

Shoots: Left


If the Sabres' 1978-79 injury record sounds like an episode from a soap opera about hospital life, then Bill Hajt could have played one of the leading roles. Usually a very durable player, he was felled by injuries on two occasions which caused him to miss more games than at any time in his pro career, and the Sabres' defense suffered for it. First, a back problem was aggravated by a collision with a goal post at Chicago Stadium; and later he severely jammed his wrist in a collision along the boards in another game. Hajt is one of the team's least noticed defensemen because he plays a conservative, economical style, content to make plays as cleanly and smoothly as he can and seldom rushes the puck. But he has led the Sabres' plus-minus ratings on several occasions, and coaches will agree that's a good telling point about a defenseman. He and his wife Jean have two children and reside in suburban Amherst.

### PROFESSIONAL RECORD

Season	Club	League	GP	G	A	PTS	PIM
1972-73	Cincinnati	AHL	69	4	31	35	40
1973-74	Buffalo	NHL	6	0	2	2	0
	Cincinnati	AHL	66	5	30	35	66
1974-75	Buffalo	NHL	76	3	26	29	68
1975-76	Buffalo	NHL	80	6	21	27	48
1976-77	Buffalo	NHL	79	6	20	26	56
1977-78	Buffalo	NHL	76	4	18	22	30
1978-79	Buffalo	NHL	40	3	8	11	20
	NHL Totals		357	22	95	117	222







## Jerry Korab

(Core'-ab)

Defense

Born: Sault Ste. Marie, Ontario

September 15, 1948

Height: 6'3" Weight: 218


Shoots: Left

Jerry had what many feel his finest pro season in 1978-79, serving as the bellweather defenseman of the team, as one defenseman or another always seemed to be out of the lineup with injuries. The man they call "King Kong" responded magnificently, playing with a sure steadiness far beyond any other year in Buffalo. Korab's mistakes always seem to get Buffalo fans on his back, but his teammates will tell you even the mistakes are hard to criticize because they're usually made in attempting to do something positive on the ice. He scored three goals against Minnesota in one game, and has consistently been the Sabres' highest-scoring defenseman since arriving in Buffalo in a trade with Vancouver in December of 1973. In the off-season he plays golf (well) and pitches softball (better), the latter sport so well that he often shows up hurling in national tournaments. He and his wife Mary Ann and their son J.J. live in suburban Amherst year-round.

### PROFESSIONAL RECORD

Season	Club	League	GP	G	A	PTS	PIM
1969-70	Portland	WHL	65	9	12	21	169
1970-71	Portland	WHL	20	3	5	8	78
	Chicago	NHL	46	4	14	18	152
1971-72	Chicago	NHL	73	9	5	14	95
1972-73	Chicago	NHL	77	12	15	27	94
1973-74	Vancouver	NHL	31	4	7	11	64
	Buffalo	NHL	45	6	12	18	73
1974-75	Buffalo	NHL	79	12	44	56	184
1975-76	Buffalo	NHL	65	13	28	41	85
1976-77	Buffalo	NHL	77	14	33	47	120
1977-78	Buffalo	NHL	77	7	34	41	119
1978-79	Buffalo	NHL	78	11	40	51	104
	NHL Totals		648	92	232	324	1090





## Don Luce

(Loose)

Center

Born: London, Ontario

October 2, 1948


Height: 6'2" Weight: 185


Shoots: Left

Don Luce is an institution in Buffalo, a vital cog in the Sabres for so long that many don't remember he didn't start his NHL career with Buffalo but spent time with both the New York Rangers and the Detroit Red Wings. Don has scored 187 of his 191 NHL goals in Buffalo colors and is rated as one of the finest two-way players in the game. He and wingmate Craig Ramsay have been the best penalty-killing associates in the NHL for eight seasons; and Don's consistent, gentlemanly but effective play brought him the Masterton Trophy in 1975 and a high finish each year in the Lady Byng Trophy voting. He led the Sabres in game-winning goals in 1978-79 with seven and was fourth in power play goals with six, even though he doesn't play the power play as much as some other forwards. He and his wife Diane and their four children live in suburban Amherst. Both are very active in community service projects through the year, and Don is one of the most popular players in Sabres history.

### PROFESSIONAL RECORD

Season	Club	League	GP	G	A	PTS	PIM
1968-69	Omaha	CHL	72	22	34	56	56
1969-70	Omaha	CHL	64	22	35	57	82
	NY Rangers	NHL	12	1	2	3	8
1970-71	NY Rangers	NHL	9	0	1	1	0
	Detroit	NHL	58	3	11	14	18
1971-72	Buffalo	NHL	78	11	8	19	38
1972-73	Buffalo	NHL	78	18	25	43	32
1973-74	Buffalo	NHL	75	26	31	57	44
1974-75	Buffalo	NHL	80	33	43	76	45
1975-76	Buffalo	NHL	77	21	49	70	42
1976-77	Buffalo	NHL	80	26	43	69	16
1977-78	Buffalo	NHL	78	26	35	61	24
1978-79	Buffalo	NHL	79	26	35	61	14
	NHL Totals		704	191	283	474	281





## Richard Martin

**Left Wing**

**Born:** Verdun, Quebec

**July 26, 1951**

**Height:** 5'11" **Weight:** 179


**Shoots:** Left

When a player, who, in his first seven seasons produced a spate of scoring at the most prolific rate in league history can't put the puck in the net, fans tend to think he's not playing well. Yet, Martin, whose goal-scoring performance in the first half of 1978-79 was well below his usual average, played some of the finest two-way hockey of his life during that first half. He regained his golden scoring touch in the season's second half and ended up leading the Sabres in goals with 32. During the final few weeks of the schedule, Martin was playing as well or better than any left winger in the league. Richard scored his 300th career goal early in the campaign and is far and above the best goal scorer in the club's history. He played in the NHL All-Star Game every year he was in the league, including scoring the tying goal in the last of the old format All-Star Games here in Buffalo in 1978. A scratch golfer and car buff, as well as an avid hunter and fisherman, Richard is in the four-wheel drive repair and customizing business in the Buffalo area. Four times in his career he's been named to the official NHL All-Star Team.

### PROFESSIONAL RECORD

Season	Club	League	GP	G	A	PTS	PIM
1971-72	Buffalo	NHL	73	44	30	74	36
1972-73	Buffalo	NHL	75	37	36	73	79
1973-74	Buffalo	NHL	78	52	34	86	38
1974-75	Buffalo	NHL	68	52	43	95	72
1975-76	Buffalo	NHL	80	49	37	86	67
1976-77	Buffalo	NHL	66	36	29	65	58
1977-78	Buffalo	NHL	65	28	35	63	16
1978-79	Buffalo	NHL	73	32	21	53	35
	<b>NHL Totals</b>		<b>578</b>	<b>330</b>	<b>265</b>	<b>595</b>	<b>401</b>





## Tony McKegney

Center/Left Wing

Born: Montreal, Quebec

February 15, 1958

Height: 6'1" Weight: 198


Shoots: Left

It took Tony a stretch in Hershey last year to find the game which made him one of the prize selections of the 1978 amateur draft. After a sensational training camp and preseason series with the Sabres, including a goal in his first regular season game, Tony found sledding tough at an unaccustomed left wing spot and his scoring fell off. Just past the season's midway point he went down to Hershey and returned to center, setting the American Hockey League afire over a six-week stretch in which he scored a goal a game. He was recalled the last weekend of the schedule and played regularly in the playoffs for Buffalo. Tony's career seems to be blossoming into a chance at hockey stardom if he continues improving his all-around play. A bachelor, he is a music and high fidelity buff.

### PROFESSIONAL RECORD

Season	Club	League	GP	G	A	PTS	PIM
1978-79	Buffalo	NHL	52	8	14	22	10
	Hershey	AHL	24	21	18	39	4
	NHL Totals		52	8	14	22	10





# Gil Perreault

(Pair'-o)

Center

Born: Victoriaville, Quebec

November 13, 1950


Height: 6' Weight: 202


Shoots: Left

When Scott Bowman held his first press conference in Buffalo after being named head of the Sabres' hockey operation, he said one of his first tasks was to get Gil Perreault to realize that he can be the best player in hockey. Scott has always believed in Gil's magnificent natural talents since watching him tear apart the Junior "A" OHA in the late 1960's, and he says the graceful center can still be a player of the greatness of Guy Lafleur. Meanwhile, Perreault hasn't been too shabby without Bowman on hand. He's the all-time leading Sabres scorer over nine seasons with 300 career goals and 463 assists, and has provided some of the most artistically appealing moments in the modern history of hockey with his rink-length dashes and fluid dekes. He was outstanding in the 1979 NHL series against the Soviet Union. Gil is the last of the original Buffalo Sabres still playing in Buffalo, and has his permanent home in Amherst with his wife Carmen and their son Marc.

## PROFESSIONAL RECORD

Season	Club	League	GP	G	A	PTS	PIM
1970-71	Buffalo	NHL	78	38	34	72	19
1971-72	Buffalo	NHL	76	26	48	74	24
1972-73	Buffalo	NHL	78	28	60	88	10
1973-74	Buffalo	NHL	55	18	33	51	10
1974-75	Buffalo	NHL	68	39	57	96	36
1975-76	Buffalo	NHL	80	44	69	113	36
1976-77	Buffalo	NHL	80	39	56	95	30
1977-78	Buffalo	NHL	79	41	48	89	20
1978-79	Buffalo	NHL	79	27	58	85	20
	NHL Totals		673	300	463	763	205





## Craig Ramsay

(Ram'-zee)

Left Wing

Born: Weston, Ontario

March 17, 1951


Height: 5'10" Weight: 176


Shoots: Left

The Sabres' iron man just seems to be improving with age, like a fine red wine. Craig has played in 481 consecutive regular season games for the Sabres, and many observers feel he is the best two-way player in the game today. He was voted the club's "Most Valuable Player" by his teammates on the basis of his 1978-79 performance, and "Most Popular Player" by the fans. He was second in balloting for the Masterton Trophy and high in final voting for both the Selke and Byng trophies. With Don Luce as his mate, the combination is one of the best penalty-killing units in modern NHL history; and Craig even got power play duty last season, responding with his second-best career goal total. Ramsay plays as much with his head as his body, always using the ice and the angles to his advantage, and handling the puck with the skates as well as some players do with their sticks. Craig is the Sabres' representative to the NHL Players' Association and extremely active in community service work in the area. He and his wife Susan and their two sons live in suburban Amherst.

### PROFESSIONAL RECORD

Season	Club	League	GP	G	A	PTS	PIM
1971-72	Cincinnati	AHL	19	5	7	12	4
	Buffalo	NHL	57	6	10	16	0
1972-73	Buffalo	NHL	76	11	17	28	15
1973-74	Buffalo	NHL	78	20	26	46	0
1974-75	Buffalo	NHL	80	26	38	64	26
1975-76	Buffalo	NHL	80	22	49	71	34
1976-77	Buffalo	NHL	80	20	41	61	20
1977-78	Buffalo	NHL	80	28	43	71	18
1978-79	Buffalo	NHL	80	26	31	57	10
	NHL Totals		611	159	255	414	123





# Jacques Richard

Center/Right Wing

Born: Quebec City, Quebec

October 7, 1952

Height: 5'11" Weight: 170


Shoots: Right

Jacques made it back to the NHL last season after some duty in the minors and showed flashes of the talent which made him the Atlanta Flames first round draft pick when they entered the league in 1972. A gifted passer and puck handler, he has yet to reach the goal-scoring level of his second pro season, when he scored 27 times for the Flames. But a year in Hershey prompted hard work on Jacques' part and he earned a Sabres spot again last fall. His nickname is "Cousteau" and while underwater exploration isn't his off-season hobby, Jacques is a golfer and pampers a rakish Italian sports car as a hobby.

### PROFESSIONAL RECORD

Season	Club	League	GP	G	A	PTS	PIM
1972-73	Atlanta	NHL	74	13	18	31	32
1973-74	Atlanta	NHL	78	27	16	43	45
1974-75	Atlanta	NHL	63	17	12	29	31
1975-76	Buffalo	NHL	73	12	23	35	31
1976-77	Buffalo	NHL	21	2	0	2	16
	Hershey	AHL	44	20	25	45	42
1977-78	Hershey	AHL	54	25	23	48	29
1978-79	Buffalo	NHL	61	10	15	25	26
	NHL Totals		370	81	84	165	181





## Rene Robert

(Row-bair')

Right Wing

Born: Three Rivers (Trois-Rivieres), Quebec

December 31, 1948

Height: 5'10" Weight: 184

Shoots: Right


Injuries have reduced Robert's game time the past two seasons, but the quick winger still is the second most prolific point scorer in club history. He's averaged 1.05 points-per-game in Buffalo uniform, behind club leader Gil Perreault's 1.13 point-per-game mark and slightly ahead of Richard Martin at 1.02. Coincidentally, the trio made up hockey's most famous and effective line of the mid 70's — the French Connection — a line which could be reunited again this year. Rene was named the Sabres' "Most Valuable Player" in 1975, and was a second team NHL All-Star the same season. He's played in the NHL All-Star Game twice, and has been one of the best playoff performers in Sabres history. Rene's off-season hobby of driving harness horses has picked up steam the past few years, and he now has interests in improving the breed as well as continuing to take to the sulky on occasion. He and his wife Johanne have two children.

### PROFESSIONAL RECORD

Season	Club	League	GP	G	A	PTS	PIM
1967-68	Tulsa	CPHL	3	0	2	2	0
1968-69	Tulsa	CHL	59	21	30	51	57
1969-70	Vancouver	WHL	5	0	0	0	2
	Rochester	AHL	49	23	40	63	57
1970-71	Toronto	NHL	5	0	0	0	0
	Tulsa	CHL	58	26	36	62	85
	Phoenix	WHL	7	4	3	7	6
1971-72	Pittsburgh	NHL	49	7	11	18	42
	Buffalo	NHL	12	6	3	9	2
1972-73	Buffalo	NHL	75	40	43	83	83
1973-74	Buffalo	NHL	76	21	44	65	71
1974-75	Buffalo	NHL	74	40	60	100	75
1975-76	Buffalo	NHL	72	35	52	87	53
1976-77	Buffalo	NHL	80	33	40	73	46
1977-78	Buffalo	NHL	67	25	48	73	25
1978-79	Buffalo	NHL	68	22	40	62	46
	NHL Totals		578	229	341	570	443







## Bob Sauve

(So'-vay)

Goaltender

Born: Ste.-Genevieve, Quebec

June 17, 1955

Height: 5'8'' Weight: 165


Shoots: Left

It seemed for a while that the only goalie the Sabres ever selected in the first round — Bob was chosen in 1975 — was always going to be in the wrong place at the wrong time. A fellow draftee of 1975 was Don Edwards, and fate gave Edwards a chance to be a regular before it tapped Sauve, with Edwards' great play guaranteed to keep any other goalie on the bench for long stretches. But last season Bob showed the stuff which made him a first-round pick, playing in a third of the Sabres' regular season games and starting all three playoff encounters. His work has improved each pro season, and he and Edwards make up one of the NHL's finest one-two goalie combinations. Bob is a standup goalie and a serious student of the position, spending extra hours at practice improving the most minute details of his game. He and his wife Johanne live in the Montreal area during the off-season.

### PROFESSIONAL RECORD

Season	Club	League	GPI	MINS	GA	SO	AVG
1975-76	Providence	AHL	14	848	44	0	3.11
	Charlotte	SHL	17	979	36	2	2.21
1976-77	Buffalo	NHL	4	184	11	0	3.55
	Rhode Island	AHL	25	1346	94	0	4.14
	Hershey	AHL	9	539	38	0	4.23
1977-78	Buffalo	NHL	11	480	20	0	2.50
	Hershey	AHL	16	872	59	0	4.05
1978-79	Buffalo	NHL	29	1610	100	0	3.73
	Hershey	AHL	5	278	14	0	3.02
	NHL Totals		44	2274	131	0	3.46





## Andre Savard

(Sah-var')

Center

Born: Temiscamingue, Quebec

February 9, 1953

Height: 6'1" Weight: 185


Shoots: Left

Early in the 1978-79 schedule Andre found himself in a position he'd never been in before as a professional hockey player; he wasn't even dressing for games, let alone riding the bench. The soft-spoken center took the problem in stride as the Sabres struggled; and when he got back into the lineup regularly, he responded with a strong second half of the season, ending with his third best career goal total. Known to his teammates as "Sam," Savard has never played a pro game outside the NHL. He was Boston's first-round draft pick in 1973 from the Quebec Remparts, and came to Buffalo as a free agent in 1976. He was voted the team's "Most Popular Player" by the Sabres Booster Club in 1977. Andre and his wife Mary-France have a year-round home in the area, but spend much of the off-season in Quebec.

### PROFESSIONAL RECORD

Season	Club	League	GP	G	A	PTS	PIM
1973-74	Boston	NHL	72	16	14	30	39
1974-75	Boston	NHL	77	19	25	44	45
1975-76	Boston	NHL	79	17	23	40	60
1976-77	Buffalo	NHL	80	25	35	60	30
1977-78	Buffalo	NHL	80	19	20	39	40
1978-79	Buffalo	NHL	65	18	22	40	20
	NHL Totals		453	114	139	253	234





# Jim Schoenfeld

(Shon'-feld)

## Defense

Born: Galt, Ontario

September 4, 1952

Height: 6'2" Weight: 208


Shoots: Left

Jim has been a pro hockey player since the fall of 1972, and has never had the good fortune to play a season without disabling injury. The litany of hurts he's suffered sounds like a post-battle report from D-Day, but they usually result from his devil-may-care aggressiveness and penchant for blocking shots. Last year was no exception, with a shoulder separation sidelining him in October and strained knee ligaments shelving him in February. When it was over, Schony had played in only 46 games — the second fewest number in his career — and the Sabres' defense suffered because of it. A sometime winger as a junior at Niagara Falls and Hamilton, Jim was used up front on the power play at times last season, and counted six goals there in 1978-79. Jim has become one of the area's better racquetball players, and was a finalist two years ago in a national tournament for pro athletes and won a "B" Division crown in the Buffalo area this summer. He and his wife Theresa have two children and live in Amherst.

### PROFESSIONAL RECORD

Season	Club	League	GP	G	A	PTS	PIM
1972-73	Buffalo	NHL	66	4	15	19	178
1973-74	Buffalo	NHL	28	1	8	9	56
	Cincinnati	AHL	2	0	2	2	4
1974-75	Buffalo	NHL	68	1	19	20	184
1975-76	Buffalo	NHL	56	2	22	24	114
1976-77	Buffalo	NHL	65	7	25	32	97
1977-78	Buffalo	NHL	60	2	20	22	89
1978-79	Buffalo	NHL	46	8	17	25	67
	NHL Totals		389	25	126	151	785





## Dave Schultz

Left Wing

Born: Waldheim, Saskatchewan

October 14, 1949

Height: 6'1" Weight: 196


Shoots: Left

The league's all-time penalty minute leader never will qualify as a choirboy, but he's been working hard at improving his hockey skills in recent years, and contributed with his play and with his off-ice leadership to a strong second-half performance of the Sabres after being obtained by Buffalo from Pittsburgh late in the schedule. Dave was the key factor in the Stanley Cup wins of the Philadelphia Flyers in 1974 and 1975 (ask his former teammates there) because he was the guy nobody wanted to face in the corner. He's somewhat tired of the bad guy tag he's worn all his career and has worked on his overall game since then, a fact which showed in his performance with the Sabres and generally calmer demeanor. He and his wife Cathy and family returned to their home in the Pittsburgh area this past summer.

### PROFESSIONAL RECORD

Season	Club	League	GP	G	A	PTS	PIM
1970-71	Quebec	AHL	71	14	23	37	382
1971-72	Philadelphia	NHL	1	0	0	0	0
	Richmond	AHL	76	18	28	46	392
1972-73	Philadelphia	NHL	76	9	12	21	259
1973-74	Philadelphia	NHL	73	20	16	36	348
1974-75	Philadelphia	NHL	76	9	17	26	472
1975-76	Philadelphia	NHL	71	13	19	32	307
1976-77	Los Angeles	NHL	76	10	20	30	232
1977-78	Los Angeles	NHL	8	2	0	2	27
	Pittsburgh	NHL	66	9	25	34	378
1978-79	Pittsburgh	NHL	47	4	9	13	157
	Buffalo	NHL	28	2	3	5	86
	NHL Totals		522	78	121	199	2266





## Ric Seiling

(Seé-ling)  
Right Wing


Born: Elmira, Ontario  
December 15, 1957  
Height: 6'1" Weight: 178  
Shoots: Right

In his second year of pro hockey, Ric became the better known of the two Seilings in the NHL. His older brother Rod has been a long-time NHLer, and when Ric was taken by the Sabres in the first round of the amateur draft in 1977, he was immediately tagged with a natural label as Rod's kid brother. But Ric has made his own mark, and was named the team's "Unsung Hero" at the end of the season past and was also presented the Charley Barton Silver Stick by the city's morning newspaper, an award named in honor of the paper's late and distinguished hockey writer. Ric hit the 20-goal plateau for the first time last year, and his work with Don Luce and Craig Ramsay soon established the trio as the best two-way line the Sabres employed. Ric worked hard on building up the strength on his slim frame before last training camp; and, at 21, enters his third NHL season with promise of a bright future. He is active in the family harness horse business during the off-season, and makes his home in Amherst with his wife Bonny.

### PROFESSIONAL RECORD

Season	Club	League	GP	G	A	PTS	PIM
1977-78	Buffalo	NHL	80	19	19	38	33
1978-79	Buffalo	NHL	78	20	22	42	56
	NHL Totals		158	39	41	80	89





# Derek Smith


Center


Born: Quebec City, Quebec  
 July 31, 1954  
 Height: 5'11" Weight: 177  
 Shoots: Left

Derek was well on his way to a potential 20-goal or better season last year — the first in which he began to see regular duty for the Sabres. Then he broke his jaw in a game against the New York Islanders Feb. 14 and was sidelined for the rest of the year. Earlier he had pulled a groin and was out for nine games. The swift, young center tallied his 14 goals in only 43 games played, and only saw spot duty in some of those outings early in the schedule. Smitty was a late bloomer as a pro, selected in the tenth round in 1974 and seasoned in the minors until late in 1977-78 when he started to get regular action with Buffalo. He was the second leading Buffalo scorer in the playoffs that year and started last season at the same high level of performance. Derek was a bachelor until this August when he married in Buffalo.

### PROFESSIONAL RECORD

Season	Club	League	GP	G	A	PTS	PIM
1974-75	Hershey	AHL	64	11	16	27	10
	Charlotte	SHL	4	4	3	7	0
1975-76	Buffalo	NHL				Appeared in one play-off game.	
	Hershey	AHL	67	28	32	60	14
1976-77	Buffalo	NHL	5	0	0	0	0
	Hershey	AHL	65	31	31	62	20
1977-78	Buffalo	NHL	36	3	3	6	0
	Hershey	AHL	5	2	2	4	2
1978-79	Buffalo	NHL	43	14	12	26	8
	NHL Totals		84	17	15	32	8





## Bill Stewart


### Defense


Born: Toronto, Ontario  
 October 6, 1957  
 Height: 6'2" Weight: 190  
 Shoots: Right

One of a quartet of young defensemen who are changing the face of the Buffalo backline, Bill also has shown he can play right wing when called on. Last season he was almost exclusively a defenseman, and the rugged ex-Niagara Falls Flyer was one of three Sabres defensemen to total more than 100 penalty minutes. In his first pro season, after being taken in the third round of the 1977 amateur draft, Bill played most of the year in Hershey and was recalled twice, used as a winger on the latter occasion and through the 1978 playoffs. He's one of the best bodycheckers on the Sabres roster. Though a native of Toronto, he makes his year-round home in his junior hockey city of Niagara Falls, Ont., with his wife Kim.

#### PROFESSIONAL RECORD

Season	Club	League	GP	G	A	PTS	PIM
1977-78	Buffalo	NHL	13	2	0	2	15
	Hershey	AHL	54	6	18	24	92
1978-79	Buffalo	NHL	68	1	17	18	101
	NHL Totals		81	3	17	20	116





## Mike Boland


### Defense

Born: London, Ontario  
 October 29, 1954  
 Height: 6'0" Weight: 190  
 Shoots: Right

Mike is a perfect example of how perseverance and hard work can pay off for a hockey player. He came out of junior hockey in 1974 and spent most of that season with the International Hockey League Port Huron Flags, recalled for only one amateur tryout game by the then Kansas City Scouts of the NHL. Until last season Mike kicked around the IHL and it seemed the chance to turn pro would never come, let alone a real shot at the NHL. But a fine training camp in the fall led to a lengthy tryout with Hershey of the American Hockey League and later to a Sabres contract to play there. When injuries decimated the Sabres lineup late in the schedule Mike was recalled and played regularly through the playoffs, showing steadiness and aggressiveness in his first big league shot. Mike's sister, Diane, is married to Sabre center Don Luce. But Mike remains one of the few bachelors on the Buffalo roster.

### PROFESSIONAL RECORD

Season	Club	League	GP	G	A	PTS	PIM
1974-75	Port Huron	IHL	71	2	12	14	172
	Kansas City	NHL	1	0	0	0	0
1975-76	Port Huron	IHL	75	8	16	24	208
1976-77	Port Huron	IHL	66	7	37	44	306
1977-78	Port Huron	IHL	2	0	0	0	4
	Fort Wayne	IHL	74	7	39	46	228
1978-79	Buffalo	NHL	22	1	2	3	29
	Hershey	AHL	46	3	17	20	86
	NHL Totals		23	1	2	3	29



## Ken Breitenbach

### (Bright'n-back)

### Defense

Born: Welland, Ontario  
 January 9, 1955  
 Height: 6'1" Weight: 190  
 Shoots: Left

Injuries have played a pivotal role in the hockey career of Breitenbach. First, a broken leg suffered in a preseason game at the Philadelphia Spectrum in October, 1977, cost him a hard-earned spot as a Buffalo regular and knocked him out of the game for the entire 1977-78 season. Ken came back to play at training camp last fall, but the year away had dulled his skills and he was assigned to Hershey of the AHL. Discouraged, Ken left hockey for several months, awaiting the arrival of his first child, and considered retiring from the sport. But he changed his mind after the first of the year and reported to Hershey to play himself into condition. Late in the regular NHL schedule, injuries plagued the Buffalo defense; and Ken, along with Mike Boland and Larry Playfair, were recalled to the Sabres. When Ken got back into the NHL he showed why he's always been considered a fine prospect since being drafted in the second round in 1975. This season he'll be battling to hold onto that regular spot on the Buffalo defense. Ken and his wife Debbie and their family live year-round in Welland which is just northwest of Buffalo in southern Ontario.


### PROFESSIONAL RECORD

Season	Club	League	GP	G	A	PTS	PIM
1975-76	Buffalo	NHL	7	0	0	0	6
	Hershey	AHL	57	1	19	20	58
1976-77	Buffalo	NHL	31	0	5	5	18
	Hershey	AHL	37	3	8	11	29
1977-78	Did Not Play						
1978-79	Buffalo	NHL	30	1	8	9	25
	Hershey	AHL	17	3	2	5	14
NHL Totals			68	1	13	14	49

93







## Richard Dunn

### Defense


Born: Boston, Massachusetts

May 12, 1957

Height: 6'0" Weight: 192


Shoots: Left

Richie Dunn's first major league scrap came two seasons back when he tangled with Boston's Stan Jonathan in Memorial Auditorium, and was a clear winner off the fireplug Boston winger. Richie has never picked his spots or had the easy road in pro hockey. His minor hockey was played in his hometown Boston area, and two years followed in the tough Junior "A" OHA. Invited as a free agent to Buffalo's training camp in 1977, he impressed the Sabres hockey staff and was turned pro and assigned to Hershey. Last year he played in Buffalo through the first half of the schedule and then was sent down to get more ice time and experience. He has a solid and quick-released wrist shot, and has scored 12 goals in 88 games of AHL play. A bachelor, he lives in the Boston area during the off season.



### PROFESSIONAL RECORD

Season	Club	League	GP	G	A	PTS	PIM
1977-78	Buffalo	NHL	25	0	3	3	16
	Hershey	AHL	54	7	22	29	17
1978-79	Buffalo	NHL	24	0	3	3	14
	Hershey	AHL	34	5	18	23	10
NHL Totals			49	0	6	6	30



## Larry Playfair

### Defense

Born: Ft. St. James, British Columbia

June 23, 1958

Height: 6'4" Weight: 201


Shoots: Left

The Sabres first pick in the 1978 amateur draft had an encouraging rookie season as a pro, particularly to Buffalo fans who are looking for the rangy westerner to supply muscle on the defense. Larry started the year in Buffalo and was later sent to Hershey where he soon established himself as one of the toughest players in the American Hockey League, piling up 148 penalty minutes in 45 games. He was back with the Sabres off and on during the year and then came back to stay through the playoffs with about a quarter of the schedule to go when injuries understaffed the Buffalo defense. He's only the third defenseman taken in the first round in the first nine years of the franchise and is one of building blocks for the club's future. A bachelor, he makes his off-season home in his British Columbia birthplace.

*Made NHL debut  
11/23/78 @ Boston*

### PROFESSIONAL RECORD

Season	Club	League	GP	G	A	PTS	PIM
1978-79	Buffalo	NHL	26	0	3	3	60
	Hershey	AHL	45	0	12	12	148
NHL Totals			26	0	3	3	60





**BILLY INGLIS**  
Coach  
Rochester Americans

Billy Inglis woke up one morning in December of 1978 a pro hockey scout, just weeks retired as a player. But before the day was over he was named coach of the Sabres, and performed admirably under very trying circumstances.

Buffalo finished with the third best point total in the NHL, second best from the All-Star break and best total in the Adams Division in the 57 regular season games Inglis was behind the bench.

Billy has never thought seriously of a

coaching career until it was thrust upon him by fate, but soon established his credentials and his ability to work with younger players. In Rochester, he'll be working with the first Sabres full-stocked farm team since the days of the highly-successful Cincinnati Swords, a team which Billy led to the Calder Cup as captain and high scorer. He and his wife, Jeris, and their two sons, live in the Rochester area.

**Darryl Drader**

Left Wing

Born: Estavan, Sask.

April 10, 1954

Height: 5'10" Weight: 185

Shoots: Left



PROFESSIONAL RECORD

Season	Club	League	GP	G	A	PTS	PIM
1976-77	Columbus	IHL	78	12	29	41	35
1977-78	Rochester	AHL	56	2	13	15	40
1978-79	Rochester	AHL	77	20	25	45	36

**Ron Garwasiuk**


Left Wing

Born: St. Paul, Alta.

February 17, 1949

Height: 5'8" Weight: 160

Shoots: Left



PROFESSIONAL RECORD

Season	Club	League	GP	G	A	PTS	PIM
1969-70	Ft. Worth	CHL	53	13	14	27	89
1970-71	Providence	AHL	71	31	24	55	96
1971-72	Providence	AHL	60	27	22	49	146
1972-73	Providence	AHL	42	19	8	27	90
1973-74	Los Angeles	WHA	51	6	13	19	100
1974-75	Rochester	AHL	67	36	32	68	141
1975-76	Rochester	AHL	58	19	25	44	88
1976-77	Rochester	AHL	68	32	42	74	141
1977-78	Rochester	AHL	78	29	51	80	174
1978-79	Rochester	AHL	20	5	5	10	33

**Joe Kowal**

Left Wing

Born: Toronto, Ontario

February 3, 1956

Height: 6'5" Weight: 212

Shoots: Left



PROFESSIONAL RECORD

Season	Club	League	GP	G	A	PTS	PIM
1976-77	Buffalo	NHL	16	0	5	5	6
	Hershey	AHL	46	13	17	30	75
	Hershey	NHL	6	0	0	0	7
1977-78	Buffalo	NHL	45	14	16	30	48
	Hershey	AHL	12	3	3	6	10
	Springfield	AHL	52	17	31	48	75
1978-79	Binghamton	AHL	52	17	31	48	75
	NHL Totals		22	0	5	5	13

**Steve Langdon**

Left Wing

Born: Toronto, Ontario

December 23, 1953

Height: 6'0" Weight: 195

Shoots: Left



PROFESSIONAL RECORD

Season	Club	League	GP	G	A	PTS	PIM
1973-74	Albuquerque	CHL	67	21	13	34	16
1974-75	Rochester	AHL	56	8	11	19	8
	Binghamton	NAHL	1	3	1	4	0
	Boston	NHL	1	0	1	1	0
1975-76	Rochester	AHL	62	18	11	29	11
	Binghamton	NAHL	2	0	1	1	0
	Boston	NHL	4	0	0	0	2
1976-77	Rochester	AHL	43	16	15	31	4
1977-78	Rochester	AHL	72	30	27	57	0
	Rochester	AHL	2	0	0	0	0
	Boston	NHL	2	0	0	0	0
1978-79	Rochester	AHL	80	25	23	48	14
	NHL Totals		7	0	1	1	2

**Morris Titanic**

Left Wing

Born: Toronto, Ontario

January 7, 1953

Height: 6'1" Weight: 180

Shoots: Left



PROFESSIONAL RECORD

Season	Club	League	GP	G	A	PTS	PIM
1973-74	Cincinnati	AHL	62	31	28	59	47
1974-75	Buffalo	NHL	17	0	0	0	0
	Hershey	AHL	34	9	17	26	64
1975-76	Buffalo	NHL	2	0	0	0	0
	Hershey	AHL	35	6	13	19	10
1976-77	Did Not Play						
1977-78	Hershey	AHL	69	10	20	30	54
1978-79	Milwaukee	IHL	75	26	44	70	31
	NHL Totals		19	0	0	0	0

# Ron Schock

## Center

Born: Chapleau, Ontario

December 19, 1943

Height: 5'11" Weight: 185

Shoots: Left



### PROFESSIONAL RECORD

Season	Club	League	GP	G	A	PTS	PIM
1962-63	Kingston	EPHL	1	0	1	1	0
1963-64	Boston	NHL	5	1	2	3	0
	Minneapolis	CPHL	—	—	—	—	—
1964-65	Boston	NHL	33	4	7	11	14
1965-66	Boston	NHL	24	2	2	4	6
	San Francisco	WHL	43	11	21	32	28
1966-67	Boston	NHL	66	10	20	30	8
1967-68	St. Louis	NHL	55	9	9	18	17
	Kansas City	CPHL	10	2	8	10	2
1968-69	St. Louis	NHL	67	12	27	39	14
1969-70	Pittsburgh	NHL	76	8	21	29	40
1970-71	Pittsburgh	NHL	71	14	26	40	20
1971-72	Pittsburgh	NHL	77	17	29	46	22
1972-73	Pittsburgh	NHL	78	13	36	49	23
1973-74	Pittsburgh	NHL	77	14	29	43	22
1974-75	Pittsburgh	NHL	80	23	63	86	36
1975-76	Pittsburgh	NHL	80	18	44	62	28
1976-77	Pittsburgh	NHL	80	17	32	49	10
1977-78	Buffalo	NHL	40	4	4	8	0
1978-79	Hershey	AHL	79	21	45	66	21
	NHL Totals		909	166	351	517	260

# Paul Crowley


## Right Wing

Born: Montreal, Quebec

December 26, 1955

Height: 5'9" Weight: 182

Shoots: Right



### PROFESSIONAL RECORD

Season	Club	League	GP	G	A	PTS	PIM
1977-78	Hershey	AHL	74	13	23	36	57
1978-79	Binghamton	AHL	75	27	20	47	77

# Alec Tidey


## Right Wing

Born: Vancouver, British Columbia

January 5, 1955

Height: 6'0" Weight: 180

Shoots: Right



### PROFESSIONAL RECORD

Season	Club	League	GP	G	A	PTS	PIM
1976-77	Buffalo	NHL	3	0	0	0	0
	Hershey	AHL	74	25	38	63	55
1977-78	Buffalo	NHL	1	0	0	0	0
	Hershey	AHL	49	14	19	33	36
1978-79	Hershey	AHL	79	31	30	61	60
	NHL Totals		4	0	0	0	0

98

# Mike Breen

## Defense

Born: Wareham, Massachusetts

November 17, 1957

Height: 5'11" Weight: 198

Shoots: Left



### PROFESSIONAL RECORD

Season	Club	League	GP	G	A	PTS	PIM
1978-79	Hershey	AHL	70	4	11	15	157

# Mike Pelyk


## Defense

Born: Toronto, Ontario

September 29, 1947

Height: 6'1" Weight: 190

Shoots: Left



### PROFESSIONAL RECORD

Season	Club	League	GP	G	A	PTS	PIM
1967-68	Tulsa	CPHL	47	0	16	16	131
	Toronto	NHL	24	0	3	3	55
1968-69	Toronto	NHL	65	3	9	12	146
1969-70	Toronto	NHL	36	1	3	4	37
1970-71	Toronto	NHL	73	5	21	26	54
1971-72	Toronto	NHL	46	1	4	5	44
1972-73	Toronto	NHL	72	3	16	19	118
1973-74	Toronto	NHL	71	12	19	31	94
1974-75	Vancouver	WHA	75	14	26	40	121
1975-76	Cincinnati	WHA	75	10	23	33	117
1976-77	Dallas	CHL	62	9	26	35	73
	Toronto	NHL	13	0	2	2	4
1977-78	Tulsa	NHL	32	2	12	14	35
	Toronto	NHL	41	1	11	12	14
1978-79	Switzerland						
	NHL Totals		441	26	88	114	566

# Wayne Ramsey

## Defense

Born: Hamiota, Manitoba

January 31, 1957

Height: 6'0" Weight: 185

Shoots: Left



### PROFESSIONAL RECORD


Season	Club	League	GP	G	A	PTS	PIM
1977-78	Buffalo	NHL	2	0	0	0	0
	Hershey	AHL	56	10	18	28	35
1978-79	Springfield	AHL	15	4	5	9	8
	Milwaukee	IHL	3	1	2	3	2
	Toledo	IHL	61	9	30	39	63
	NHL Totals		2	0	0	0	0

99

# Jim Turkiewicz

## Defense

Born: Waterford, Ontario  
 April 13, 1955  
 Height: 5'10" Weight: 185  
 Shoots: Left




### PROFESSIONAL RECORD

Season	Club	League	GP	G	A	PTS	PIM
1974-75	Toronto	WHA	78	3	27	30	28
1975-76	Toronto	WHA	77	10	29	39	55
1976-77	Birmingham	WHA	80	6	25	31	54
1977-78	Birmingham	WHA	78	3	21	24	45
1978-79	Birmingham	WHA	79	3	17	20	52

# Randy Ireland

## Goaltender

Born: Biggar, Saskatchewan  
 April 5, 1957  
 Height: 6'0" Weight: 165  
 Shoots: Left




### PROFESSIONAL RECORD

Season	Club	League	GPI	MINS	GA	SO	AVG
1978-79	Buffalo	NHL	2	30	3	0	6.00
	Hershey	AHL	29	1477	113	0	4.59
	NHL Totals		2	30	3	0	6.00

# Ed Walsh

## Goaltender

Born: Somerville, Massachusetts  
 August 18, 1951  
 Height: 5'10" Weight: 180  
 Shoots: Right



### PROFESSIONAL RECORD

Season	Club	League	GPI	MINS	GA	SO	AVG
1974-75	Nova Scotia	AHL	46	2763	128	2	2.77
1975-76	Nova Scotia	AHL	31	1782	91	2	3.06
1976-77	Nova Scotia	AHL	40	2411	115	3	2.86
1977-78	Nova Scotia	AHL	5	300	20	0	4.00
	Binghamton	AHL	18	1006	76	0	4.53
	Springfield	AHL	13	744	64	0	5.16
1978-79	Dallas	CHL	14	698	44	1	3.78
	Edmonton	WHA	3	144	9	0	3.75



**The  
Media**

## RADIO AND TELEVISION

Radio and television coverage of Sabres hockey is among the most extensive in the National Hockey League.

All Sabres games are broadcast on WGR Radio (550 AM) in Buffalo and on a regional network. Rick Jeanneret is the play-by-play broadcaster for most radio games, with Ted Darling doing several. WGR Sports Director Sam Anson is color commentator and intermission host.

WGR-TV (Channel 2) will telecast 30 Sabres regular season games this year, with Ted Darling as play-by-play announcer, former NHL winger Pat Hannigan as commentator, and WGR-TV Sports Director Ed Kilgore as intermission host.

A total of 29 Sabres home games will be available to cable television subscribers in upstate New York. Darling will serve as play-by-play announcer on cable TV, with Paul Wieland as commentator and George Robertson as between-periods analyst.

Visiting radio and TV positions are in the press box, with camera positions available there, the balcony face at center ice, low center ice, corner balcony and ice level where the Zamboni enters and leaves the ice surface. Special requests for facilities should be directed to the Sabres public relations office. The WGR-TV and cable TV game schedule is indicated on the media guide outside back cover.


## SABRES' BROADCAST CREW



**TED DARLING**



**PAUL WIELAND**



**ED KILGORE**



**SAM ANSON**



**PAT HANNIGAN**



**RICK JEANNERET**



**GEORGE ROBERTSON**



Win a year's pass on the Sabres' balloon ride by identifying the man between Edmonton's Dave Dryden (l) and the Sabres' Gil Perreault (r). Mail in your answers to: Wethead, c/o Buffalo Sabres, Memorial Auditorium, Buffalo, N.Y. 14202.

## ACCOMMODATIONS/MEDIA SERVICES

The Sabres press box is located on the west side of Memorial Auditorium suspended from the ceiling. Telecopy transmitting facilities are located in the press box during games and in the post-game press interview room located between the Sabres and visitors dressing rooms at ice level.

The press lounge is located on the west (press box) side of the building between Level Two and Level Three, and is open two hours before game time, with meal service beginning 90 minutes before game time and ending before the opening faceoff. Refreshments are served in the press box during games, as well as in the press lounge before games.

Application for single game press credentials must be made by 4 P.M. game days to the Sabres public relations office. They will be filled on a space available basis. The press entrance is located on the Pearl St. (west) side of the Auditorium at sidewalk level and entry must be made there in order to receive proper accreditation. Press identification must be displayed while in the building and for entrance to dressing rooms, press lounge and press box.

Because of the height of the press box, and due to lack of elevators in Memorial Auditorium, the Sabres will operate hot air balloon service between ice level and the press box entrance. Service will be every five minutes "up", and every 10 minutes "down". Balloon attendant will be Jose Cantinflas. The balloon ramp is located on the Pearl St. side of the main lobby and is marked with the word "UP" and an arrow pointing toward the ceiling.

## SABRES MEDIA SERVICE STAFF

Moving Message Programmer: Gerry Helper

Message System Operators: Gerry Magill, John Yuskiw

Press Lounge: Dick Abrahamson

Game Statisticians: Mike Duffett, Jim Murdoch

Assistants: Brad Chambers, Joe Darling, Bob Elardo, Frank Elardo,

Marty Elardo, Ted Jenkins, Jack Ksiadz, Jerry Macey,

Sandy Marzullo, Rick Miles, Mike Schalberg, Neil Schoenwetter,

Mary Smith, Dave Wechter



John Marshall  
**Atlanta Flames**  
The Omni  
100 Techwood Dr., N.W.  
Atlanta, Ga. 30303  
(404) 681-2100

Nate Greenberg  
**Boston Bruins**  
150 Causeway St.  
Boston, Mass. 02114  
(617) 227-3209

Don Murphy  
**Chicago Black Hawks**  
Chicago Stadium  
1800 W. Madison St.  
Chicago, Ill. 60612  
(312) 733-5300

Kevin O'Brien  
**Colorado Rockies**  
McNichols Sports Arena  
One McNichols Plaza  
Denver, Colo. 80204  
(303) 573-1800

Budd Lynch  
**Detroit Red Wings**  
Olympia Stadium  
5920 Grand River  
Detroit, Mich. 48208  
(313) 895-6700

John Short  
**Edmonton Oilers**  
Edmonton Coliseum  
Edmonton, Alta. T5B 4M9  
(403) 474-8561

John Hewig  
**Hartford Whalers**  
One Civic Ctr. Plaza  
Hartford, Conn. 06103  
(203) 728-3366

John Wolf  
**Los Angeles Kings**  
The Forum  
P.O. Box 10  
Inglewood, Cal. 90306  
(213) 674-6000

Dick Dillman  
**Minnesota North Stars**  
Metropolitan Sports Ctr.  
7901 Cedar Ave. South  
Bloomington, Minn. 55420  
(612) 854-4411

Claude Mouton  
**Montreal Canadiens**  
Montreal Forum  
2313 St. Catherine St. W.  
Montreal, Que. H3H 1N2  
(514) 932-6131

Jim Higgins  
**New York Islanders**  
Nassau Vet. Mem. Coliseum  
Hempstead Turnpike  
Uniondale, N.Y. 11553  
(516) 794-4100

John Halligan  
**New York Rangers**  
Madison Sq. Garden  
4 Pennsylvania Plaza  
New York, N.Y. 10001  
(212) 563-8000

Linda Panasci  
**Philadelphia Flyers**  
The Spectrum  
Pattison Place  
Philadelphia, Penn. 19148  
(215) 465-4500

Terry Schiffhauer  
**Pittsburgh Penguins**  
Civic Arena  
Pittsburgh, Penn. 15219  
(412) 434-8911

Denis Caron  
**Quebec Nordiques**  
5555 Third Ave. W.  
Charlesbourg, Que. G1H 6R1  
(418) 627-3801

Susie Mathieu  
**St. Louis Blues**  
The Checkerdome  
5700 Oakland Ave.  
St. Louis, Mo. 63110  
(314) 781-5300

Stan Obodiac  
**Toronto Maple Leafs**  
Maple Leaf Gardens  
60 Carlton Street  
Toronto, Ont. M5B 1L1  
(416) 368-1641

Norm Jewison  
**Vancouver Canucks**  
100 North Renfrew  
Vancouver, B.C. V5K 3N7  
(604) 254-5141

Pierce Gardner  
**Washington Capitals**  
Capital Centre  
Landover, Md. 20786  
(301) 350-3400

Ken Fenson  
**Winnipeg Jets**  
15-1430 Maroons Rd.  
Winnipeg, Man. R3G 0L5  
(204) 772-9491

Ron Andrews  
**Dir. of Information  
and Statistician**  
Nat. Hockey League  
960 Sun Life Bldg.  
Montreal, Que. H3B 2W2  
(514) 871-9220

Bob Casey  
**Dir. of Public Relations**  
National Hockey League  
Services, Inc.  
1221 Ave. of the Americas  
14th Floor  
New York, N.Y. 10020  
(212) 398-1100

Being a customer of  
**The Bank of New York**  
in Buffalo  
has its advantages, too.  
**19 of them, in fact.**

For your banking convenience, we  
have 19 offices in greater Buffalo.

1. 17 Court Street—Main Office.
2. 284 Main Street.
3. 694 Fillmore Avenue.
4. 2157 Seneca Street.
5. 274 Elmwood Avenue.
6. 2858 Delaware Avenue, Kenmore.
7. 4248 Delaware Avenue, Tonawanda.
8. Nash Road at Deerfield, N. Tonawanda.
9. 4954 Harlem Road, Snyder.
10. 5223 Sheridan Drive, Williamsville.
11. 8637 Main Street, Clarence.
12. 3871 Union Road, Cheektowaga.
13. 450 Como Mall, Cheektowaga.
14. 1219 French Road, Depew.
15. 4184 Seneca Street, West Seneca.
16. S. 4955 Chestnut Ridge Road, Orchard Park.
17. 4239 N. Buffalo Street, Orchard Park.
18. 1964 Kensington Avenue, Amherst.
19. 144 Main Street, Lockport.

Over 150 offices throughout  
New York State and overseas.

There is only one bank this old. And this new.

**THE BANK OF NEW YORK.**  
**BUFFALO, NEW YORK.**

MEMBER FDIC