




COLUMBUS BLUE JACKETS



2024-25 MEDIA GUIDE



2024-25 BLUE JACKETS

SUN MON TUE WED THU FRI SAT

SEPT

22	23 ★ BUF 7:00	24	25 ★ STL 7:00	26	27 ★ WSH 7:00	28 ★ BUF 7:00
29	30 ★ WSH 7:00	★ PRESEASON				

OCT

		1 ★ STL 8:00	2	3 ★ PIT 7:00	4 ★ PIT 7:00	5
6	7	OPENING NIGHT		10 MIN 8:00	11	12 COL 9:00
13	14	15 FLA 7:00	16	17 BUF 7:00	18	19 MIN 7:00
20	21	22 TOR 7:30	23	24	25	26 NSH 8:00
27	28 EDM 7:00	29	30 NYI 7:00	31		

NOV

					1 WPG 7:00	2 WSH 5:00
3	4	5 SJ 10:30	6	7	8	9 LA 9:00
10 ANA 8:00	11	12 SEA 10:00	13	14	15 PIT 7:00	16 MTL 7:00
17	18 BOS 7:00	19	20	21 TB 7:00	22	23 CAR 7:00
24	25	26	27 MTL 7:30	28	29 CGY 3:00	30

DEC

1 CHI 3:00	2	3 CGY 9:00	4	5 EDM 9:00	6 VAN 10:00	7
8 WPG 6:00	9	10 PHI 7:00	11	12 WSH 7:00	13	14 ANA 7:00
15 CAR 5:00	16	17 TB 7:00	18	19 NJ 7:00	20	21 PHI 7:00
22	23 MTL 7:00	24	25	26	27 BOS 7:00	28 BOS 7:00
29	30	31 CAR 8:00	SCHEDULE SUBJECT TO CHANGE TIMES LISTED AS EASTERN			

SUN MON TUE WED THU FRI SAT

JAN

			1	2 DET 7:00	3	4 STL 7:00
5	6	7 PIT 7:00	8	9 SEA 7:00	10	11 STL 7:00
12	13	14 PHI 7:00	15	16 SJ 7:00	17	18 NYR 7:00
19	20 NYI 7:30	21	22 TOR 7:30	23 CAR 7:00	24	25 LA 7:00
26	27	28	29	30 VGK 10:00	31 UTA 9:00	

FEB

						1
2 DAL 6:00	3	4 BUF 7:00	5	6 UTA 7:00	7	8 NYR 7:00
9	10	11	12	13	14	15
2025 NATIONS FACE-OFF <small>CAN • FIN • SWE • USA</small>						
16	17	18	19	20	21	22 CHI 7:00
23	24	25 DAL 7:00	26	27 DET 7:00	28	

MAR

					STADIUM SERIES <small>NAVY CREDIT UNION</small>		1 DET TBD
2	3	4 TB 7:00	5	6 FLA 7:00	7	8	
9 NYR 6:00	10	11 NJ 7:00	12	13 VGK 7:00	14	15 NYR 7:00	
16	17 NJ 7:00	18	19	20 FLA 7:00	21 PIT 7:00	22	
23	24 NYI 7:30	25	26	27	28 VAN 7:00	29 OTT 7:00	
30	31						

APR

		1 NSH 7:00	2	3 COL 7:30	4	5 TOR 7:00
6 OTT 5:00	7	8 OTT 7:00	9	10 BUF 7:00	11	12 WSH 7:00
13 WSH 6:00	14	15 PHI 7:00	16	17 NYI 7:00		

HOME	HOME 3RD	AWAY
------	----------	------





2024-25 Schedule	11
Table of Contents	1
Staff Directory	2-3
John P. McConnell, Majority Owner / Governor	4
John H. McConnell II, Alternate Governor	4
Mike Priest, President / Alternate Governor	5
Don Waddell, President of Hockey Operations	
General Manager / Alternate Governor	5
Executive Staff Profiles	6-9

HOCKEY OPERATIONS

John Davidson	11
Hockey Operations Management	12-13
Scouting Staff Profiles	14-16
Dean Evason, Head Coach	17
Coaching Staff Profiles	18-20
Medical Staff Profiles	21-22
Athletic Training & Equipment Staff Profiles	23-24

CLUB INFORMATION

CBJ Foundation	26
Blue Jackets in the Classroom	27
Fan Development	28
Blue Jackets in the Community	29
Nationwide Arena	30
Arena Map & Directions	31
OhioHealth Ice Haus / Chiller Ice Rinks	32
Blue Jackets Television & Radio	33-34

PLAYERS

How the Blue Jackets Were Built	37
2024-25 Organizational Roster	38-39
Zach Aston-Reese	40-41
Yegor Chinakhov	42-43
Justin Danforth	44-45
Adam Fantilli	46-47
Dylan Gambrell	48-49
Erik Gudbranson	50-51
Jordan Harris	52-53
Boone Jenner	54-55
David Jiricek	56-57
Jack Johnson	58-59
Kent Johnson	60-61
Sean Kuraly	62-63
Kevin Labanc	64-65
Kirill Marchenko	66-67
Elvis Merzlikins	68-69
Sean Monahan	70-71
Mathieu Olivier	72-73
Ivan Provorov	74-75
Damon Severson	76-77
Cole Sillinger	78-79
Daniil Tarasov	80-81
James van Riemsdyk	82-83
Dmitri Voronkov	84-85
Zach Werenski	86-87
Ole Bjorgvik-Holm / Gavin Brindley	88-89
Cameron Butler / Corson Ceulemans	90-91
Jake Christiansen / Cole Clayton	92-93
Luca Del Bel Belluz / Jordan Dumais	94-95
Trey Fix-Wolansky / Jet Greaves	96-97
Samuel Knazko / James Malatesta	98-99
Denton Mateychuk / Max McCue	100-101
Hunter McKown / Mikael Pyyhtia	102-103
Zach Sawchenko / Owen Sillinger	104-105
Stanislav Sozlov	106
Luke Ashton / Tim Berni	107
Kirill Dolzhenkov / Charlie Elick	108
James Fisher / Evan Gardner	109
Tanner Henricks / Aidan Hreschuk	110
Sergei Ivanov / Oiso Keskinen	111
Nolan Lalonde / Cayden Lindstrom	112
Nikolai Makarov / Luca Marrelli	113
Tyler Peddle / Luca Pinelli	114

Guillaume Richard / Martin Rysavy	115
Melvin Strahl / Andrew Strathman	116
William Whitehaw	117
AHL Affiliate Through The Years	117
Cleveland Monsters (AHL Affiliate)	118-119

2023-24 SEASON IN REVIEW

Final NHL Standings & Leaders	121-125
NHL Team Rankings	126
Blue Jackets Season Notes	127-131
CBJ Final Statistics	132
CBJ Stat Leaders	133
CBJ Ever/PP/SH/Home/Road Statistics	134
CBJ Time On Ice & Face-Off Percentage	135
CBJ Game-by-Game Results	136-138
CBJ Statistical Breakdown	139-140
CBJ Highs & Lows	141-142
CBJ Injury Report/Transactions	143-144

VS. THE NHL

All-Time Record vs. Other Clubs	146
Last 10 Games vs. Other Clubs	146-147
Anaheim Ducks	148-149
Boston Bruins	150-151
Buffalo Sabres	152-153
Calgary Flames	154-155
Carolina Hurricanes	156-157
Chicago Blackhawks	158-159
Colorado Avalanche	160-161
Dallas Stars	162-163
Detroit Red Wings	164-165
Edmonton Oilers	166-167
Florida Panthers	168-169
Los Angeles Kings	170-171
Minnesota Wild	172-173
Montreal Canadiens	174-175
Nashville Predators	176-177
New Jersey Devils	178-179
New York Islanders	180-181
New York Rangers	182-183
Ottawa Senators	184-185
Philadelphia Flyers	186-187
Pittsburgh Penguins	188-189
San Jose Sharks	190-191
Seattle Kraken	192-193
St. Louis Blues	194-195
Tampa Bay Lightning	196-197
Toronto Maple Leafs	198-199
Utah Hockey Club	200
Vancouver Canucks	202-203
Vegas Golden Knights	204-205
Washington Capitals	206-207
Winnipeg Jets	208-209

RECORD BOOK

All-Time Statistics	211-229
Record by Season	230-233
Individual Leaders by Season	234-237
Top Single Seasons	238-241
Career Leaders	242-244
Team Records	245-255
Player Records	256-259
2022-23 Statistics, Notes, Results	260-261
2021-22 Statistics, Notes, Results	262-263
2020-21 Statistics, Notes, Results	264-265
2019-20 Statistics, Notes, Results	266-267
2018-19 Statistics, Notes, Results	268-269
2017-18 Statistics, Notes, Results	270-271
2016-17 Statistics, Notes, Results	272-273
2015-16 Statistics, Notes, Results	274-275
2014-15 Statistics, Notes, Results	276-277
2013-14 Statistics, Notes, Results	278-279
2012-13 Statistics, Notes, Results	280-281
2011-12 Statistics, Notes, Results	282-283

2010-11 Statistics, Notes, Results	284-285
2009-10 Statistics, Notes, Results	286-287
2008-09 Statistics, Notes, Results	288-289
2007-08 Statistics, Notes, Results	290-291
2006-07 Statistics, Notes, Results	292-293
2005-06 Statistics, Notes, Results	294-295
2003-04 Statistics, Notes, Results	296-297
2002-03 Statistics, Notes, Results	298-299
2001-02 Statistics, Notes, Results	300-301
2000-01 Statistics, Notes, Results	302-303

STANLEY CUP PLAYOFFS

2020 Playoffs Statistics	305
2019 Playoffs Statistics	306
2018 Playoffs Statistics	307
2017 Playoffs Statistics	308
2014 Playoffs Statistics	309
2009 Playoffs Statistics	310
All-Time Playoffs Statistics & Leaders	311-313
Playoffs Team Records	314-316
Player Records, Personnel & Franchise Firsts	316-318

HISTORY

John H. McConnell	320
About the Blue Jackets	321
Franchise Timeline	322-331
All-Time Transactions	332-339
All-Time Player Register	340-361
All-Time Numerical Roster	362-363
NHL Draft History	364-366
Personnel & Franchise Firsts	367-369
Blue Jackets Honor Roll & Team Awards	370-373

MEDIA INFORMATION

CBJ Communications Staff & Media Information	375
NHL Directory / Roster of Officials	376
NHL Critical Dates	377

CREDITS

BLUE JACKETS	
VP of Communications	Todd Sharrock
Manager of Communications	Glenn Odebralski
Corporate Communications Specialist	Lindy Noel
Communications Coordinator	Jack Weller
Senior Graphic Designer	Jason Duignan

Special thanks to Caroline Cornely, Lizzie Lucas, Jacqueline Roshetski and Madison White.

PHOTOGRAPHY

Ben Jackson; Kirk Irwin, Greg Bartram; James DeCamp; Cleveland Monsters; Kalamazoo Wings; Getty Images; Donny DiCaprio, CBJ.

The information contained in this publication was compiled by the Columbus Blue Jackets Hockey Club and is intended for the personal or editorial use of the media and fans. Any commercial use of this information is prohibited without the written consent of the Columbus Blue Jackets Hockey Club.

All NHL and team logos depicted within this publication are the property of NHL Enterprises, Inc. and the respective teams and may not be reproduced from commercial purposes without that prior written consent of NHL Enterprises, Inc.



STAFF DIRECTORY

COLUMBUS BLUE JACKETS

200 W. Nationwide Blvd., Columbus OH 43215

Phone: (614) 246-4624

OWNERSHIP/SENIOR MANAGEMENT

Majority Owner/Governor: John P. McConnell
Alternate Governor: John H. McConnell II
President/Alternate Governor: Mike Priest
President of Hockey Operations, General Manager & Alternate Governor: Don Waddell

EXECUTIVE STAFF - BUSINESS OPERATIONS

Senior Vice President/Chief Marketing Officer: Kathryn Dobbs
Senior Vice President/Chief Financial Officer: T.J. LaMendola
Senior Vice President/Chief Operating Officer: Cameron Scholvin
Senior Vice President/Chief Legal Officer: John Tortora
Vice President, Marketing: Ryan Chenault
Vice President, Partner Activation & Premium Service: Becky Coffey
Vice President, Business Intelligence & Broadcasting: Marc Gregory
Vice President, Operations & Development: J.D. Kershaw
Vice President, Human Resources: Becky Magaw
Vice President, Ticket Sales & Service: Marty Mulford
Vice President, Communications: Todd Sharrock
Vice President, Corporate Partnerships: Ryan Shirk
Vice President, Digital Media & Content: Marcus Stephenson

HOCKEY OPERATIONS

Senior Advisor/Alternate Governor: John Davidson
Assistant General Manager: Josh Flynn
Director of Hockey Operations: Rick Nash
Director of Player Personnel and General Manager, Cleveland Monsters: Chris Clark
Director of Pro Scouting: Basil McRae
Director of Amateur Scouting: Ville Siren
Assistant Director of Amateur Scouting: Trevor Timmins
Scouting Coordinator: Jim Viers
Amateur Scouts: Oscar Akerlund, Alex Campbell, Marshall Davidson, Ari Haanpaa, Danny Flynn, Dave Peters, Roman Polak, Chris Shero, Boris Yemelyanov
Pro Scouts: Bob Halkidis, Mikko Makela, Todd White
Director of Hockey Analytics: Zac Urbach
Hockey Analytic Consultants: Cam Lawrence, Josh Weissbock
Senior Manager of Hockey Operations: Zach Abdou
Head Athletic Trainer: Mike Vogt
Assistant Athletic Trainers: Dylan Dewey, Nates Goto, Chris Strickland
Equipment Manager: Jamie Healy
Assistant Equipment Managers: Dustin Halstead, Mitch MacLeod, Travis Ward
Director of Team Travel & Logistics: Julie Gamble
Team Relations Specialist: Aaron Johnson
Hockey Operations Assistant: Reid Robertson

COACHING STAFF

Head Coach: Dean Evason
Assistant Coaches: Jared Boll, Scott Ford, Mike Haviland, Steve McCarthy
Goaltending Coach: Niklas Backstrom
Strength & Conditioning Coach: Kevin Collins
Assistant Strength & Conditioning Coach: Ryan Gadbois
Video Assistant Coach: Dan Singleton
Hockey Video Assistant: Aron Augustitus
Development Coach: Tommy Cross
European Development Coach: Jarkko Ruutu

Goaltending Development Coach: Brad Thiessen
Goaltending/Skating Consultant: Justin Pogge/Lee Harris

CORPORATE DEVELOPMENT & PREMIUM SEATING

Director of Premium Sales: Wes England
Directors of Corporate Partnerships: Scott Bailey, Mark Kent
Director of Partnership Activation: Ryan Hulub
Director of Premium Experience: Kayla Kill
Senior Partnership Development Manager: Katie Schwepfing
Corporate Partnership Retention Managers: Nate Felver, Amanda Rinaldi
Corporate Partnership Development Managers: Adam Titanic, Kiersa Warwick
Senior Premium Event Specialist: Grant Jamieson
Partnership Activation Specialists: Brooke Basydlo, Emily Frajdofer, Maddie Goelz, Mike Tannenbaum
Premium Experience Specialist: Kelly Russell
Premium Service Coordinator: Annie Gifford
Administrative Assistant/Coordinator: Janice Mickey

COMMUNICATIONS

Manager of Communications: Glenn Odebralski
Corporate Communications Specialist: Lindy Noel
Communications Coordinator: Jack Weller

COMMUNITY RELATIONS

Executive Director, CBJ Foundation and Senior Director of Fan Development & Community Programs: Andee Cochren
Senior Director of Amateur Hockey Programming: David Caruso
CBJ Foundation Events Manager: Angela Husted
Community Partnerships Manager: Ivy Johnson
Amateur Hockey Programming Manager: Bill McCall
Grassroots Hockey Manager: Tommy Trowell
CBJ Foundation Development Specialist: Mary Leiby
Fan Development Specialist: Joe Renza
Mascot Services Coordinator: Chris Carrozza

DIGITAL MEDIA & CONTENT

Managers of Digital Media & Content: Andrew Appelhans, Nathan Wiseman
Digital Media & Content Coordinator: Lauren Rodolitz
Reporter: Jeff Svoboda

GAME OPERATIONS & EVENT PRESENTATION

Executive Producer & Senior Director of Event Presentation: Derek Dawley
Manager of Event Presentation: Jason Abbadie
Senior Editor/Producer: David Traube
Production Manager: Andy Hookman
Broadcast Engineer: Shannon Adams
Producer/Videographers: Jonathan DeMuth, Donny DiCaprio
Motion Graphics Producer: Patrick Cantwell
Event Presentation Coordinator: Erin Claybaugh

MARKETING

Director of Marketing: Audra Sordyl
Senior Fan Engagement Coordinator: Joel Rosenberg
Marketing Project Coordinator: Kayla Jackson
Senior Graphic Designer: Jason Duignan
Graphic Designer: Andrew Dennis

FRONT OFFICE



BUSINESS INTELLIGENCE

Senior Director of Business Strategy: Jeff Eldersveld
 Business Intelligence Analysts: Sam Delfino, Colin Hardy, Caleb Wilson
 Marketing Automation Coordinator: Jenny Hinkle
 CRM Coordinator: Grace Morris

HUMAN RESOURCES & LEGAL

General Counsel: Peter Lovins
 Director of Human Resources: Brittany Lenzo
 Payroll & Benefits Manager: Sladana Barnacle
 Human Resources Generalist: Haley Reeb
 Executive Administrative Assistant/Office Manager: Toula Delinikos

FINANCE & INFORMATION TECHNOLOGY

Director of Information Technology: Matthew DeStephen
 Director of Finance/Controller: Kyle Lottman
 Accounting Manager: Zachary Kramer
 Staff Accountant: Andrew Muse
 Accounts Payable Coordinator: Taylor Kincaid
 Technical Support Specialist: Janae Hatfield

TICKET SALES & OPERATIONS

Senior Director of New Business Development: Nate Bell
 Senior Director of Ticket Operations: Mark Metz
 Director of Group Sales: Dani Nell
 Director of Service and Retention: Don Sheldon
 Senior Ticket Operations Manager: Kevin O'Malley
 Senior New Business Development Manager: Noah Skladan
 Season Ticket Services Manager: Jacob Lambert
 Ticket Operations Specialist: Aidan Cummings
 Group Sales Coordinator: Emily White
 Ticket Sales & Events Coordinator: Kady Gies
 Ticket Operations Coordinator: Lydia Harris
 Account Executive, New Business Development: Gillian Bonner,
 Trey Kerns, Megan Syring
 Senior Group Event Specialist: Abby Scully
 Senior Season Ticket Account Specialists: Adam Entler,
 Burgandy Hollingshead, Trey Stranges
 Season Ticket Account Specialists: Megan Aufderbeck,
 Casey Calhoun, Tanner Click,
 Zachary Krohn, Jordan Moening, Michelle Morera
 Maryann Santulli, Jason Wasserstrom, KaVeon Williams
 Group Event Specialists: Jared Horan, AJ Gareri, Tyler Lindberg,
 Alec Rivers, Ian Wilkinson

Ticket Sales Consultants: Richard Albrecht, Kambel Beacom,
 Brandon Foster, Isabelle Huebener, Noah Kirste,
 Jenna Mueller, Kathryn Talerico, Morgan Van Leer, Natalie Zucco

BROADCASTING

Television Play-By-Play Announcer: Steve Mears
 Television Color Analyst & Team Ambassador: Jody Shelley
 Radio Play-By-Play Announcer: Bob McElligott
 Radio Host & Broadcast Coordinator: Dylan Tyrer

ARENA MANAGEMENT

Chief Operating Officer: Mike Gatto
 General Manager: Derek Smith
 VP, Ticketing, Nationwide Arena & CASE: Cait Schumann
 Building Superintendent: Mark Greiner
 Senior Director, Operations: Nicholas Waclawski
 Director, Event Services & Security Manager: Alton Bell
 Administrative Director: Jessica Fortin
 Director of Finance, CASE: Carrie Robbins
 Assistant Director, Ticketing: Dennis Novak
 Senior Event Services Manager: Mackenzie Williams
 Events Managers: David DeMuth, Bryn Strawbridge
 Operations Manager: David Garrity
 Event Services Manager: Anthony Marino
 Ice Operations Manager: Sean Murphy
 Project Manager: Ben Roderick
 Assistant Box Office Manager: Cambria Davis
 Accounting Assistant: Amanda Johnson
 Event Services & Security Administrator: Tara Brown
 Receptionist: Jennifer Lattanzio
 Operations Supervisors: Robert Beach (Changeover),
 Zach Evans (Changeover)
 Housekeeping Supervisors: J.R. James (Manager), Roger Penick, Jr.
 Housekeeping Assistant: Chris Brown
 Maintenance: Brian Corrigan, Paul Van Culin,
 Todd Van Culin (foreman)
 Engineers: Josh Fox, Tru Greer,
 Doug Van Culin (lead), Mike Perakis (projects)
 AV Engineer Darren Young
 Painter: Tony Kincaid
 AV Technician: Jay Robison
 Security: Andre Birkett, Kyle Hikins, Karen Kruszynski
 David LaRoche (Lead), Lee Stewart, Jeramie Xavier



FRONT OFFICE



JOHN P. McCONNELL

Majority Owner, Governor

John P. McConnell is the executive chairman of Worthington Industries. He began his career at Worthington in 1975 as a general laborer in the Louisville, Kentucky steel plant. He also worked as a sales representative for two of Worthington's divisions. McConnell served as corporate personnel director and has been instrumental in administering the company's highly recognized employee-based policies. He was appointed vice president and general manager of the company's largest steel facility in Columbus, Ohio in 1985.

As a member of Worthington's board of directors since 1990, McConnell became vice chairman in 1992 and was named chief executive officer in March of 1993. In September of 1996 he was named chairman of the board. In September of 2020, he was named executive chairman.

McConnell is active in numerous community organizations and currently serves on the board of directors for OhioHealth. He has served on the boards of the Greater Columbus Chamber of Commerce, Nationwide Children's Hospital, the YMCA and the Columbus Zoological Association. He is the majority owner and governor of the Columbus Blue Jackets National Hockey League franchise and chairman emeritus of the Columbus Blue Jackets Foundation. The foundation uses the unique resources of its

professional athletes, coaches and staff to improve the quality of life throughout central Ohio.

Worthington Industries (NYSE:WOR) is a leading global industrial manufacturing company delivering innovative solutions to customers that span many industries including transportation, construction, industrial, agriculture, retail and energy. Worthington is North America's premier value-added steel processor and producer of laser welded products; and a leading global supplier of pressure cylinders and accessories for applications such as fuel storage, water systems, outdoor living, tools and celebrations. The Company's brands, primarily sold in retail stores, include Coleman®, Bernzomatic®, Balloon Time®, Mag Torch® and Well-X-Trol®. Worthington's WAVE joint venture with Armstrong is the North American leader in innovative ceiling solutions.

Headquartered in Columbus, Ohio, and founded in 1955, the Company follows a people-first philosophy with earning money for its shareholders as its first corporate goal. Relentlessly finding new ways to drive progress and practicing a shared commitment to transformation, Worthington makes better solutions possible for customers, employees, shareholders and communities. Worthington Industries operates on a philosophy rooted in the Golden Rule, which serves as the basis for an unwavering commitment to the customer, supplier and shareholder, and the Company's foundation for one of the strongest employee-employer partnerships in American industry.



JOHN H. McCONNELL II

Alternate Governor

John H. McConnell II serves as an alternate governor for the Columbus Blue Jackets and is chairman of JMAC, Inc., the McConnell family's private holding company. He previously worked for the club from 2012-2014, where he focused on marketing, partnership activation and talent scouting, and co-chaired the 2015 National Hockey League All-Star Events Committee.

McConnell joined Worthington Industries in 2000 and served in several capacities across the company, including corporate communications, transformation and commercial roles. As a transformation analyst, he helped drive continuous improvement efforts across the Worthington Steel Processing business. He also worked for U.S. Congresswoman Deborah Pryce as a constituent office coordinator and for Ohio Senator Kevin Coughlin, including Coughlin's re-election campaign as a campaign field coordinator.

McConnell returned to Worthington in 2014 as product manager of life support technology with commercial responsibility for self-contained breathing apparatus (SCBA) cylinders used in military and aerospace applications, as well as by firefighters and first responders. In 2019, he earned a promotion to business director of North American High Pressure Vessels, which included Type III cylinders for the automotive and aerospace markets. From 2021-2023, McConnell served as vice president of global business development, where he led the global sales strategy for the company's Sustainable Energy Solutions business unit.

McConnell has a strong interest in supporting veteran issues and community development, serving on the National Veterans Memorial and Museum, Columbus Zoo and Aquarium and Cohesion Foundation boards. He has a bachelor's degree and master of business administration from The Ohio State University and resides in Columbus, Ohio.



MIKE PRIEST

President, Alternate Governor

Michael Priest was named president of the Columbus Blue Jackets on April 19, 2007. As the club's top executive, he oversees all aspects of the franchise operations and serves as an alternate governor for the club on all National Hockey League-related matters. He also served as the president of JMAC, Inc., the parent company of the Blue Jackets, since 2001.

Priest joined JMAC, Inc in 1996. JMAC, Inc. is the private family holding company of John P. McConnell and the McConnell family, majority owner of the Blue Jackets. JMAC, Inc. also directs numerous investments and charitable activities for the McConnell family.

Priest began his career in 1986 with the public accounting firm of Meaden & Moore, CPAs. During his tenure with Meaden & Moore, he earned his Certified Public Accountant certificate and achieved partner level.

A native of south central Ohio, Priest graduated cum laude from The Ohio State University with a bachelor's degree in business administration in 1986. He currently serves on the Finance Committee of Experience Columbus as well as the Executive Committee for the Greater Columbus Sports Commission. Priest is one of four managing board members for Columbus Arena Management, LLC (CAM). CAM is the management company for Nationwide Arena.



DON WADDELL

President of Hockey Operations, General Manager and Alternate Governor

Don Waddell was named the president of hockey operations, general manager and alternate governor for the Columbus Blue Jackets on May 29, 2024. He oversees all hockey operations activities for the club.

Prior to Columbus, Waddell spent 10 years with the Carolina Hurricanes, serving as team president from 2014-18 and as team president and general manager from 2018-24. Over the last six seasons, Carolina compiled a 278-130-44 record to rank second in the NHL in points percentage (.664; Boston - .695) and third in wins (Boston - 289, Tampa Bay - 283).

The Hurricanes won three division titles (2021-Central, 2022 and 2023-Metropolitan), advanced to the Stanley Cup Playoffs each year and earned trips to the Eastern Conference Finals twice (2019, 2023) during that time. Prior to his taking over as general manager, Carolina missed the playoffs in 11 of the 12 previous seasons.

Waddell began his NHL career in 1997-98 and won a Stanley Cup championship as an assistant general manager with the Detroit Red Wings. The following year, he joined the expansion Atlanta Thrashers as vice president of hockey operations and general manager and served in that role until 2010 when he was named team president. He also served as executive vice president and co-chair of the executive committee of the Atlanta Spirit, the parent company of the Thrashers, the National Basketball Association's Atlanta Hawks and Philips Arena. He then had a three-year stint as a consultant and pro scout with the Pittsburgh Penguins before arriving in Carolina in 2014.

The Detroit, Michigan native has also served in several capacities with USA Hockey during his career. In 2013, he was named international consultant with a special focus on player identification and interface with the U.S. National Junior Team and USA Hockey's National Team Development Program. He served as general manager for Team USA at the 2006 Winter Olympic Games in Torino, Italy, and at the 2001, 2002 and 2005 International Ice Hockey Federation (IIHF) World Championships. As a player, he helped Team USA to win the gold medal at the 1983 IIHF World Championships.

Prior to embarking on his NHL management career, Waddell spent a decade as executive vice president and general manager of International Hockey League (IHL) franchises in San Diego (1990-95) and Orlando (1995-97) and was twice named IHL Executive of the Year (1992-93, 1995-96). In Orlando, he was vice president of RDV Sports and served on the executive committee that oversaw the NBA's Orlando Magic, the IHL's Orlando Solar Bears and the company's retail and aviation interests.

Waddell played four seasons of Division I collegiate hockey as a defenseman and majored in business management at Northern Michigan University from 1976-80. He was a seventh-round pick of the Los Angeles Kings at the 1978 NHL Draft and spent three years with the organization. He went on to play parts of nine seasons as a professional, mostly in the IHL. He also served as head coach of the IHL's San Diego Gulls in 1991-92 and was interim head coach of the Thrashers on two occasions (2002-03, 2007-08) during his tenure with the club.



FRONT OFFICE



KATHRYN DOBBS

Senior Vice President and Chief Marketing Officer

Kathryn Dobbs is the senior vice president and chief marketing officer for the Columbus Blue Jackets. Dobbs leads the club's efforts to grow the Blue Jackets brand, broaden the fan base, and integrate the club's collective marketing initiatives, including branding, promotions, event presentation, broadcasting,

communications, community and fan development. Dobbs was promoted to the position in December 2018 after serving as the club's vice president of community development and executive director of the Columbus Blue Jackets Foundation for three years.

In 2017, Dobbs was named to the 40 Under 40 list by *Columbus Business First* and was recognized again in 2020 as a most admired executive. Under her leadership, the Blue Jackets Foundation was the recipient of the Outstanding Foundation Award by the Association of Fundraising Professionals Central Ohio chapter.

Prior to joining the Blue Jackets, Dobbs served as vice president of philanthropy for the YMCA of Central Ohio. Previously, the University of North Georgia graduate spent more than a dozen years as a senior-level executive with the YMCA organization in multiple locations around the United States.



T.J. LAMENDOLA

Senior Vice President and Chief Financial Officer

T.J. LaMendola joined the Columbus Blue Jackets in 1999 as director of finance and was named chief financial officer for the organization in July 2001. His responsibilities include the oversight of budgeting, forecasting, financial reporting, internal controls, risk management and information technology for

the Blue Jackets. In addition to his duties with the club, he also serves as the treasurer for the Columbus Blue Jackets Foundation and is a member of the National Hockey League Pension Society Board of Directors.

In 2019, he was recognized as one of *Columbus Business First's* Most Admired Executives. He has donated his time and expertise to several businesses and trade organizations as well as accounting courses and

academic fraternities at The Ohio State University and his alma mater, Miami University.

LaMendola came to the Blue Jackets from Karrington Health Inc., where he served as the controller for the \$50 million public company and was responsible for day-to-day finances from 1997-99. He began his career in public accounting with Deloitte & Touche LLP and spent nearly five years specializing in both manufacturing and service organizations.

A native of Dayton, Ohio, LaMendola attended Miami University in Oxford and earned a bachelor's degree in accounting in 1992. He became a Certified Public Accountant a year later. He and his wife, Sue, are the parents of three sons, Nicholas, Christopher and Andrew. The family resides in Dublin.



CAMERON SCHOLVIN

Senior Vice President and Chief Operating Officer

Cameron Scholvin is the senior vice president and chief operating officer for the Columbus Blue Jackets. He rejoined the organization in August 2016 after previously serving as the club's senior vice president of corporate development from 2008-12.

In between, Scholvin spent four years as the regional vice president, Midwest region for IMG College from 2012-16. In that role, he oversaw relationships with 14 universities, including BCS schools Ohio State, Michigan, Nebraska, Notre Dame, Kentucky, Kansas and Cincinnati, as well as the Mid-American Conference. He managed IMG College's sponsorship development and partnership marketing efforts to help build the university partner brands while driving significant revenue to the schools.

In his previous stint with the Blue Jackets, he was responsible for the coordination of all sales and service initiatives in the areas of corporate partnerships and premium seating. Scholvin joined the club after spending 11 years with the Orlando Magic, where he served as vice president of corporate partnerships for both the NBA franchise and its official training facility, the RDV Sportsplex. He began his tenure with the Magic as a member of the corporate sales team before being elevated to director of the department.

The Muncy, Pennsylvania native is a graduate of Princeton University. Currently residing in Columbus, he and his wife, Rebekah, are the parents of sons, Tate, Charles, Maverick, and daughter, Elizabeth.



JOHN TORTORA

Senior Vice President and Chief Legal Officer

John Tortora was named senior vice president and chief legal officer of the Blue Jackets in July 2021. Tortora is a longtime NHL executive, having spent the past 27 years working in professional hockey. Prior to joining the Blue Jackets, he spent most of the prior decade with the San Jose Sharks.

He joined the Sharks in 2011 as general counsel, was promoted to chief operating officer in 2013 and ultimately to co-president in 2017. He also served as an alternate governor of the club, was an honorary board member of the Sharks Foundation and oversaw the business operations for the Sharks and SAP Center.

During his tenure, the Sharks hosted the 2019 NHL All-Star Weekend; created the BMW Lounge with a live shark tank featured on television show

"Tanked"; hosted a Stadium Series Game before a sellout crowd at Levi's Stadium; extended the club's lease with the City of San Jose and relocated the club's AHL affiliate from Massachusetts to San Jose. In 2017, J.D. Power & Associates identified the Sharks as having the best fan experience among the Bay Area professional sports teams.

Prior to joining the Sharks, Tortora spent 14 years at the NHL office in New York, concluding his tenure as vice president of media and business affairs. His responsibilities included advising and negotiating content agreements, launching the NHL Network and overseeing federal lobbying initiatives in Ottawa and Washington. The New Jersey native graduated from Seton Hall University, where he earned both his bachelor's degree in accounting in 1991 and his law degree in 1994. He and his wife, Debra, are parents to two adult children - daughter Emily and son Andrew. John is a board member of Catholic Social Services of Columbus.



RYAN CHENAULT

Vice President of Marketing

Ryan Chenault was named vice president of marketing for the Columbus Blue Jackets in June 2019. In this role, he is responsible for creating and implementing a comprehensive marketing strategy for the hockey club with emphasis on brand development, e-marketing, advertising, promotion, media planning/

buying, creative services, market research and integration with social media. He also oversees the fan development and community programs departments to develop impactful and effective outreach to grow the game of hockey throughout the community.

Prior to joining the Blue Jackets, Chenault served as team president of the Ohio Machine of Major League Lacrosse for three years, a tenure that was highlighted by an MLL championship in 2017. With the Machine, he was responsible for all business and lacrosse operations. He also established and chaired the Ohio Machine Lacrosse Foundation, the nonprofit extension of the organization.

Chenault's previous experience also includes almost a decade of service at Northwestern University, where he led day-to-day management of the athletic department's marketing efforts for all 19 varsity programs. Chenault also served on the athletic department's senior administrative team and was a sports administrator for the women's lacrosse program.

Prior to his time at Northwestern, Chenault spent time with the Chicago Wolves of the American Hockey League and the athletic department at Xavier University. He holds a pair of undergraduate degrees from The Ohio State University and a master's degree from Xavier University.

Chenault served on the faculty of the Northwestern University Masters of Sports Administration program from 2017-2023. He also served as president of the board of directors for Urban Lacrosse Academy, a local non-profit whose mission it is to bring lacrosse to underserved communities of central Ohio, from 2019-2022. He resides in New Albany with his wife, Kristin, and two children, Andrew and Madeline.



BECKY COFFEY

Vice President of Partner Activation and Premium Service

Becky Coffey was named vice president of partner activation and premium experience for the Columbus Blue Jackets in July 2018. She was promoted to the position after having served as the club's director of corporate development services since December 2015.

In her current role, Coffey develops business strategy around partner activation and premium experience while overseeing the execution of all elements within more than 100 partnership agreements. Her responsibilities also include managing the customer service provided to more than 100 premium seating owners of suites, loge boxes and terrace tables at Nationwide Arena.

Prior to joining the Blue Jackets, Coffey was the director of partnership activation for the Chicago Bears, where she supported all team sponsorship activation for corporate partners and managed key league sponsor relationships. Coffey's experience with the NFL club over a 15-year tenure also included various positions in client services, customer service, sales and marketing. Her professional career began with Palace Sports and Entertainment/Detroit Pistons and included experience with the Indiana Pacers.

Coffey is a native of Rensselaer, Indiana and a Butler University graduate. She and her husband, Mike, are the parents of daughters, Kaitlyn and Lylah. The family resides in Dublin.



MARC GREGORY

Vice President of Business Intelligence & Broadcasting

Marc Gregory, in his 25th season with the organization, was named the vice president of business intelligence and broadcasting for the Columbus Blue Jackets in December 2019.

In his current role, Gregory oversees the club's data, analytics, CRM, marketing automation and research areas, leveraging data and insights to guide sales and marketing strategies. He also oversees the club's broadcast department and partnerships with television rights holder Bally Sports Ohio, flagship station 97.1 The Fan and the Blue Jackets Radio Network.

Gregory joined the organization as director of advertising and promotions in 1999, was promoted to executive director of marketing

in 2004, was named vice president of marketing in May 2006 and vice president of digital marketing and media in July 2011.

He came to Columbus after spending five years with the Giant Eagle LPGA Classic in northeastern Ohio where he directed sales, marketing, operations and communications for the event.

A native of Youngstown, Ohio, Gregory is a graduate of the University of Michigan, where he worked in the university's athletic department as the hockey sports information director and assisted with media relations for the football and men's basketball programs. He and his wife, Melissa, are the parents of daughters, Emerson and Kellyn, and son, Vincent. The family resides in Lewis Center.



J.D. KERSHAW

Vice President of Operations and Development

J.D. Kershaw was named the vice president of operations and development in December 2018 and focuses on all team and league operational matters and special projects. He joined the Blue Jackets in 2000 as director of fan development and was promoted to director of marketing and fan development in 2006.

In 2011, Kershaw was named the vice president of marketing for the Blue Jackets and oversaw the club's event and partnership marketing efforts.

Prior to his arrival in Columbus, he spent two years working for the National Hockey League's European office from 1998-2000 and served as a marketing manager for the San Jose Sharks from 1994-97.

A native of Niagara Falls, Ontario, Kershaw received a bachelor's degree in public policy from Hamilton College, where he was also a member of the school's hockey team. He and his wife, Kimberly, are the parents of a son, Trebor, and daughters, Jadia and Clara Mac. The family resides in Lewis Center.



BECKY MAGAW

Vice President of Human Resources

Becky Magaw was promoted to vice president of human resources in June 2021 after spending nearly 13 years with the Blue Jackets, including five years as senior director of human resources. She joined the organization in November 2008 as a

partnership activation specialist and in 2011 was promoted to partner

activation manager. In 2015, she was instrumental in the planning and execution of the NHL All-Star Celebration hosted by the Blue Jackets.

A native of Wyoming, Ontario, Magaw is a graduate of Miami University. She also earned her master's degree in sport management from The Ohio State University and master's in human resources and employee relations from Penn State University. She and her husband, Troy, are parents to daughter, Reese, and son, Graeme.



MARTY MULFORD

Vice President of Ticket Sales and Service

Marty Mulford was named vice president of ticket sales and service for the Columbus Blue Jackets in February 2019. In this role, he oversees strategy, recruiting, sales training and development for all ticket sales and service. Prior to joining the Blue Jackets, he spent 11 years with the Nashville Predators

and Bridgestone Arena, where he most recently served as senior director of service and retention. In addition to overseeing the service teams for sponsorship, premium and ticket sales departments, Mulford's tenure with

the Predators also included nine seasons managing the season ticket and group sales teams as well as the guest experience team.

His background in ticket sales includes six seasons as group sales manager with the Florida Marlins and as a ticket sales representative with the Florida Panthers and the Pensacola Ice Pilots (ECHL). His first job in professional sports was director of media relations for the Carolina Mudcats, a Double-A baseball team in the Southern League.

A native of Albany, Georgia, Mulford is a graduate of Florida Atlantic University. He and his wife, Andrea, are parents to daughter, Marcela, and son, Noah.



TODD SHARROCK

Vice President of Communications

Todd Sharrock serves as the vice president of communications for the Columbus Blue Jackets. In his 25th year with the organization, Sharrock is responsible for the club's overall communications strategies, media relations and publicity initiatives and production of team publications. He also serves as the

liaison between the club's business and hockey operations departments.

Sharrock joined the Blue Jackets in February 2000 and during his tenure has been actively involved in a variety of the club's business initiatives, including team service, community relations initiatives, as well as the development and implementation of its website operations and social media initiatives.

He came to Columbus after spending five seasons with the International Hockey League's Houston Aeros from 1994-99 and serving as a media relations consultant for Houston NFL Holdings LLC during its successful bid to acquire an expansion franchise (Texans). He served as the assistant director of public relations for the NHL's Dallas Stars in 1993-94 and director of public relations with the Dallas Freeze of the Central Hockey League in 1992-93.

A native of Galion, Ohio, Sharrock attended The Ohio State University, where he earned a bachelor's degree in journalism and a master's degree in sport management. He currently serves on the Board of Commissioners for the Greater Columbus Sports Commission.

He and his wife, Krystal, are the parents of a son, Landry, and daughter, Maggie. The family resides in New Albany.



RYAN SHIRK

Vice President of Corporate Partnerships

Ryan Shirk was named vice president of corporate partnerships for the Columbus Blue Jackets in December 2016. Shirk, who had a previous five-year stint with the club, returned to Columbus after spending two seasons as director of corporate partnerships with the Cleveland Browns. With the Browns, he helped

lead the NFL club to record numbers related to new sponsorship sales.

During his initial tenure with the Jackets from 2010-15, Shirk served as an account executive before being promoted to director of corporate

development. He originally came to Columbus after working in both the NBA and Major League Baseball with the New Orleans Hornets and Tampa Bay Rays, respectively, as a top performing account executive in ticketing, premium seating and sponsorship sales.

A native of Toledo, Ohio, Shirk earned a bachelor's degree in business management from Grove City College of Grove City, Pennsylvania. He and his wife, Tiffaney, are the parents of two daughters, Vivian and Audrey, and son, Bennett. The family resides in Dublin.



MARCUS STEPHENSON

Vice President of Digital Media & Content

Marcus Stephenson rejoined the Blue Jackets as vice president of digital media and content in June 2021 after spending nearly two years as vice president, digital and programming with the Washington Football Team, where he oversaw the digital marketing


and content studio business units for one of the NFL's most storied franchises. A social media industry leader, he has over 15 years of experience with companies as diverse as EA Sports, Scotts Miracle-Gro, THQ and SBC Advertising.

Stephenson returned to the Blue Jackets, where he served as the director of digital media from 2012-14. In his current role he oversees content strategy and creative ideation across all CBJ channels to build our brand, engage our fans and drive value for our partners.

A native of Geneva, Ohio, Stephenson attended Hiram College and The Ohio State University. He and his wife, Hannah, are the parents of sons, Henson and Roger.



HOCKEY OPERATIONS



JOHN DAVIDSON

Senior Advisor and Alternate Governor

John Davidson currently serves as a senior advisor and alternate governor for the Blue Jackets after previously serving as the club's president of hockey operations from May 20, 2021 through May 28, 2024. He originally joined the franchise as the president of hockey operations from October 24, 2012 to May 17, 2019.

During his initial tenure with the club, the Blue Jackets posted a 285-209-46 record (.570 pct.) over seven seasons, registering 42-plus wins in five of the last six campaigns and earning four Stanley Cup Playoff berths. Columbus enjoyed the best season in franchise history in 2016-17 with a 50-24-8 mark (108 pts.) and in 2018-19 swept the Presidents' Trophy-winning Tampa Bay Lightning, 4-0, in the Eastern Conference Quarterfinals to record the first playoff series win in club history.

Davidson spent the 2019-20 and 2020-21 seasons as president of hockey operations for the New York Rangers. The team went 64-51-11 over that span and posted back-to-back winning seasons for the first time since 2015-17.

Davidson also spent six years as president of hockey operations with the St. Louis Blues from 2006-12. He joined a Blues team that posted a 21-46-15 record (57 pts.) in 2005-06 and led a turnaround that saw the club average 39 wins and 90 points per season, culminating with a 49-22-11 mark (109 pts.) and Central Division championship in 2011-12.


Prior to his successful management career, Davidson enjoyed a long and distinguished broadcast career that earned him the prestigious Foster Hewitt Memorial Award for outstanding contributions as a hockey broadcaster by The Hockey Hall of Fame, into which he was inducted on

Nov. 9, 2009 and for whom he is the past chairman of the Hall's selection committee. The NHL and USA Hockey honored Davidson with the Lester Patrick Award for his contributions to ice hockey in the United States in March 2004.

Davidson was the fifth overall pick of the 1973 NHL Draft by the St. Louis Blues. He spent two seasons in St. Louis and eight with the New York Rangers, including 1978-79 when he helped New York reach the Stanley Cup Final. When injuries forced him to retire during the 1982-83 season, he embarked on his broadcasting career with the MSG Network. In addition to his duties with the Rangers, he went on to provide analysis on Hockey Night in Canada, as well as the NHL's national television rightsholders, and covered numerous All-Star Games, Stanley Cup Finals and the 1992 (Albertville, France), 1994 (Lillehammer, Norway), 1998 (Nagano, Japan), 2002 (Salt Lake City) and 2006 (Torino, Italy) Olympic Games.

Davidson enjoyed a successful junior career as a goaltender with the Calgary Centennials prior to being selected by the Blues with their first pick, fifth overall, in the 1973 Entry Draft. That year, he became the first goaltender to go directly from junior hockey to the NHL as he appeared in 39 games with St. Louis during the 1973-74 season. After two years with the Blues, he joined the Rangers in June 1975 and went on to play eight seasons in New York. In 1978-79, he went 20-15-4 with a 3.52 goals-against average in 39 games and then went 11-7 with a 2.28 goals-against average in 18 playoff games to lead the Rangers to the Stanley Cup Finals. He was forced to retire due to injuries during the 1982-83 season.

Davidson was born on Feb. 27, 1953 in Ottawa, Ontario and raised in Calgary, Alberta. He and his wife, Diana, are the parents of two daughters, Lindsay and Ashley, and have five grandsons.





JOSH FLYNN

Assistant General Manager

Josh Flynn was named assistant general manager for the Blue Jackets on June 13, 2019 after previously serving as the director of hockey administration. He is responsible for assisting in all facets of the hockey operations department, including salary cap management, contract negotiations and

research, salary arbitration, statistical research and strategic planning, and is the club's liaison to the National Hockey League on matters pertaining to the NHL-NHLPA collective bargaining agreement.

Flynn joined the Blue Jackets hockey operations department in June 2008 after spending the previous two seasons with KO Sports Agency in Denver, Colorado, where he worked on contract negotiations for several NHL players represented by the agency.

Flynn was born on December 8, 1982 in Toronto, Ontario. He received a bachelor's degree in political science from the University of Toronto in 2004 and earned his Juris Doctorate from the Sturm College of Law at the University of Denver in 2007.

He and his wife, Jen, reside in Upper Arlington and are the parents of daughters, Parker and Marin.



RICK NASH

Director of Hockey Operations

Rick Nash was named the club's director of hockey operations in September 2024. He returned to the Blue Jackets as a special assistant to the general manager in June 2019 before being promoted to the club's director of player development in June 2021.

In his new role, the 40-year-old is involved in all aspects of the team's hockey operations department and continues to oversee the development and advancement of players throughout the organization.

Nash spent his first nine NHL seasons with Columbus after the club selected him with the first overall pick at the 2002 NHL Draft and served as the club's captain from 2008-12. He is the franchise's all-time leader in games played, goals, assists and points as he registered 289-258-547 and 568 penalty minutes in 674 games from 2002-12. On Mar. 5, 2022, he became the first player in franchise history to have his number - 61 - retired.

Nash was a finalist for the Calder Memorial Trophy as the NHL's top rookie and an All-Rookie Team selection in 2002-03. He won the Maurice

"Rocket" Richard Trophy as the NHL's top goal scorer in 2003-04 when he notched 41-16-57 in 80 games and received the NHL Foundation Player Award in 2008-09 for his contributions off the ice and in the community. He appeared in five All-Star Games as a Blue Jacket (2004, 2007, 2008, 2009, 2011) and one as a Ranger (2015). In 1,060 career NHL games, he tallied 437-368-805 and 750 penalty minutes with the Blue Jackets, New York Rangers and Boston Bruins.

The Brampton, Ontario native was a stalwart for Canada in international competition as he represented his country at three Olympic Games (2006, 2010-gold and 2014-gold), four IIHF World Championships (2005-silver, 2007-gold, 2008-silver, 2011) and one IIHF World Junior Championship (2002-silver). He also served as the general manager for Team Canada at the 2024 IIHF World Championships in Czechia and earned a silver medal as the club's assistant general manager at the 2022 IIHF World Championships in Finland.

He and his wife, Jessica, are the parents of sons, McLaren and Finn; and daughter, Ellie. The family resides in New Albany.



CHRIS CLARK

Director of Player Personnel / General Manager of the Cleveland Monsters

Chris Clark was promoted to director of player personnel for the Blue Jackets on June 13, 2019 after spending the previous seven seasons with the club as a development coach and most recently its director of player development.

While continuing to be involved with the development of players throughout the organization, he also has an active role in evaluating personnel at the NHL level and serves as the general manager of the Cleveland Monsters, the club's American Hockey League affiliate.

Internationally, Clark served as general manager of the United States Men's National Team that competed at the 2023 IIHF World Championships in Tampere, Finland.

A native of South Windsor, Connecticut, Clark registered 103-111-214 and 700 penalty minutes in 607 career NHL games with the Blue Jackets, Washington Capitals and Calgary Flames, including 8-12-20 and 59 penalty minutes in 89 games with Columbus from 2009-11. He spent four-plus seasons with the Capitals, tallying 60-63-123 and 278 penalty minutes in 240 games with the club and served as captain from 2006-09.

Calgary's third round pick, 77th overall, in the 1994 NHL Draft, Clark earned All-ECAC honors during four seasons at Clarkson University from 1994-98. He then spent six seasons in the Flames organization from 1998-04, and helped the club reach the 2004 Stanley Cup Final.

He and his wife, Kim, are the parents of daughters, Hailie and Rylan; and son, Braiden.



ZAC URBACK

Director of Hockey Analytics

Zac Urback joined the Columbus Blue Jackets' hockey operations department in July 2019 as a hockey analyst and currently serves as the team's director of hockey analytics. In this role, Urback manages the team's analytics department, has professional scouting duties, and helps the organization

use data to make informed decisions.

Prior to joining the Blue Jackets, Urback was director of player evaluation and assistant to the general manager for the Mississauga Steelheads of the Ontario Hockey League. During this time, Urback also worked as a consultant for several NHL agencies and teams, including the Blue Jackets.

Urback is also a lawyer. He was called to the Ontario Bar in 2019 after completing his articles at one of Canada's leading law firms. Urback graduated from the combined Ivey School of Business HBA and Western Law J.D. program in 2018.



ZACK ABDOU

Senior Manager of Hockey Operations

Abdou is entering his first season with the Blue Jackets as senior manager of hockey operations after joining the organization in September 2024. In this role, he will assist the front office with forecasting and budgeting, database management, and contract analysis.

Abdou spent the last three seasons with the Carolina Hurricanes, most recently serving as manager of hockey and

business operations. Prior to joining the Hurricanes, Abdou spent two years as a portfolio management analyst at Truist Securities within the bank's sports and entertainment group.

The Raleigh, North Carolina native graduated from the University of North Carolina at Chapel Hill in 2019 with a BSBA from Kenan-Flagler Business School.



JULIE GAMBLE

Director of Logistics and Team Travel

Julie Gamble was promoted to director of logistics and team travel in September 2022 after serving in various roles since joining the organization in October 2000. In this role, she oversees the daily team schedule at home and on the road and assists hockey

operations personnel with various requests.

Gamble originally joined the franchise as a hockey operations coordinator before being promoted to manager of team services in 2008.

A native of West Harrison, Indiana, Gamble graduated with a bachelor's degree in health and sports studies from Miami University in 2000. She and her husband, Scott, reside in Waynesville, Ohio.



AARON JOHNSON

Team Relations Specialist

Former Blue Jackets defenseman Aaron Johnson rejoined the organization in August 2021 as the club's team relations specialist. In his role, he focuses on assisting the organization's players and families off the ice.

Selected by Columbus in the third round, 85th overall, at the 2001 NHL Draft, Johnson played for the organization during two different stints from 2003-07 and 2011-12 and recorded 10-32-42 and 119 penalty minutes in 172 career games with the club. He finished his NHL career with 17-45-62 and 227 penalty minutes in 291 appearances with Boston, Edmonton, Calgary, Chicago, NY Islanders and Columbus over eight seasons from 2003-13. He went on to play professionally in Germany and the United Kingdom

before retiring after spending the 2019-20 campaign with United Kingdom's Sheffield Steelers.

The Port Hawkesbury, Nova Scotia native added 39-164-203 and 587 penalty minutes in 429 career games in the American Hockey League over 10 seasons from 2003-16 and played in the 2004 AHL All-Star Game. Prior to turning pro, he racked up 40-155-195 in 250 career games over four seasons with the Quebec Remparts and Rimouski Oceanic in the QMJHL from 1999-2003.

Johnson has a Master's of Business Administration from Sheffield University Management School. He also holds a Sports Industry Essentials Certificate from Columbia University School of Professional Studies.

He and his wife, Courtney, son, Knox; and daughter, Nova, and reside in New Albany.



BASIL MCRAE

Director of Pro Scouting

Basil McRae was named the Blue Jackets' director of pro scouting in September 2024 after serving as an assistant general manager for the previous five seasons. He originally joined the franchise as a scout for the 2013-14 season and spent three seasons as the club's director of player personnel from 2016-19.

assistant general manager for the Columbus Blue Jackets on June 13, 2019 after serving the previous three seasons as director of player personnel. He also was a scout for the club in 2013-14.

McRae, who has been a part owner of the Ontario Hockey League's London Knights since 2000, also spent two years as alternate governor and

general manager of the OHL club from 2014-16. London captured OHL and Memorial Cup championships in 2016. Prior to his original stint in Columbus, McRae served as a scout for the St. Louis Blues for five seasons.

In addition to two decades of scouting experience, McRae played 16 seasons in the NHL between 1981-96, registering 53 goals and 83 assists for 136 points with 2,453 penalty minutes in 576 games with the Quebec Nordiques, Toronto Maple Leafs, Detroit Red Wings, Minnesota North Stars, Tampa Bay Lightning, St. Louis Blues and Chicago Blackhawks.

The Beaverton, Ontario native was a fifth round pick of Quebec in the 1980 NHL Draft. He and his wife, Jill, are the parents of son, Philip, and daughters, Alexandra and Abigail.



VILLE SIREN

Director of Amateur Scouting

Ville Siren was named director of amateur scouting of the Columbus Blue Jackets on July 6, 2016 after serving as the club's head amateur scout since joining the organization on July 8, 2013.

Siren spent nine seasons as a member of the St. Louis Blues scouting staff from 2003-13. During that time, he was instrumental in the club's selection of current NHL players such as Vladimir Tarasenko (1st Rd., 2010), Lars Eller (1st Rd., 2007), Patrik Berglund (1st Rd., 2006), Nikita Nikitin (5th Rd., 2004) and Roman Polak (6th Rd., 2004).

Prior to joining the Blues, he spent the 2002-03 season working with Tampere of the Finnish Elite League and scouted for the Washington

Capitals from 1999-2002. A defenseman, Siren was selected by the Hartford Whalers in the second round, 23rd overall, at the 1983 NHL Draft and made his NHL debut with the Pittsburgh Penguins during the 1985-86 season. He went on to register 14 goals and 68 assists for 82 points with 276 penalty minutes in 290 career NHL games with the Penguins and Minnesota North Stars from 1985-90.

He also played nine seasons in Finland, Sweden and Switzerland before retiring in 1999, and represented Finland in numerous international competitions including the 1984 and 1992 Olympic Games, 1987 and 1991 Canada Cup tournaments, 1983 and 1984 World Junior Championships and 1985, 1991 and 1993 World Championships.

Siren was born on Feb. 11, 1964 in Tampere, Finland. He is the father of a son, Viktor.



TREVOR TIMMINS

Assistant Director of Amateur Scouting

Trevor Timmins joined the Columbus Blue Jackets as assistant director of amateur scouting in 2022, bringing nearly three decades of NHL experience to the club's hockey operations department.

Timmins comes to Columbus after spending two decades with the Montreal Canadiens, joining the organization in

2002 as director of player development. In 2013-14, he served as director of player personnel and the following year was named vice president of player personnel. He served as the club's assistant general manager from 2017-21.

Prior to joining the Canadiens, the Almonte, Ontario native was a member of the Ottawa Senators organization for 10 years, including as the club's director of player development from 1998-02.



JIM VIERS

Scouting Coordinator

Jim Viers joined the Columbus Blue Jackets' hockey operations department in 2015 as an intern before serving as the department's pro video coordinator. He currently serves as the scouting coordinator and is responsible for

assisting the senior hockey operations staff with player evaluation, hockey operations research and development, video analysis, and strategic planning.

Viers was born and raised in Columbus, Ohio. He graduated from The Ohio State University in 2015.



DANNY FLYNN

Amateur Scout

Danny Flynn joined the Columbus Blue Jackets as an amateur scout in August 2018. Prior to joining Columbus, he served on the coaching staff of the Western Hockey League's Portland Winterhawks in 2017-18.

Flynn has served as an amateur scout with the Los Angeles Kings from 2000-05 and assistant coach with the New York Islanders in 2006-07 and Buffalo Sabres in 2014-15.

The Dartmouth, Nova Scotia native enjoyed a 30-year coaching career in junior and college hockey. Flynn served as the head coach of the Saint John Sea Dogs (QMJHL) from 2015-17, guiding the club to the QMJHL championship

while capturing his second career Ron Lapointe Trophy as coach of the year in 2016-17. He also spent eight seasons serving as Coach/GM with the Moncton Wildcats (QMJHL) from 2005-06 and 2007-15, helping to lead the team to two Presidents Cups. He was named QMJHL Coach of the Year in 2008-09.

Flynn also served as head coach of St. Francis Xavier University from 1996-2005, helping to lead the X-Men to three National finals, capturing the school's only CIS National Championship in 2004.

Flynn spent eight years in the Ontario Hockey League, helping the Soo Greyhounds to three appearances at the Memorial Cup, winning the title in 1993. He also coached Team Canada on six occasions, capturing Gold at the U18, World Junior Championships, Spengler Cup and World University Cup.



BOB HALKIDIS

Pro Scout

Bob Halkidis joined the Columbus Blue Jackets as a professional scout in July 2013. He played 16 seasons as a professional between 1985-2001 and registered eight goals and 32 assists for 40 points with 825 penalty minutes in 256 career NHL games with Buffalo, Los Angeles, Toronto, Detroit, Tampa Bay and the New York Islanders from 1985 to 1996.

A defenseman and forward, Halkidis was selected by the Buffalo Sabres in the fourth round, 81st overall, at the 1984 NHL Draft and made his NHL debut with the Sabres during the 1985 Stanley Cup Playoffs. He was part of three championship teams in three different leagues during his career, winning the 1987 Calder Cup (AHL) with Rochester, 1996 Turner Cup (IHL) with Utah and a title in Finland in 1998 with HIFK Helsinki.

A native of Toronto, Ontario, Halkidis resides in Charlotte, North Carolina with his wife, Stacy, sons, Beau and Brennan, and daughter, Haley.



DAVE PETERS

Amateur Scout

Dave Peters joined the Blue Jackets as an amateur scout in 2017. Prior to joining Columbus, he served as head coach of the South Kent Selects Hockey Academy 18U team in 2016-17 and 16U team from 2014-16.

Peters previously spent 23 seasons serving as a coach at three NCAA programs from 1990-2014. In his latest stop, he enjoyed 15 seasons at Dartmouth College, serving as an assistant coach from 1999-2009 and associate head coach from 2009-14. He was selected as the recipient of the 2008 Terry Flanagan Award, an accolade that honors an assistant coach for his body of work.

Before Dartmouth, he served as an assistant coach at Providence College from 1993-98 and Kent State from 1990-93. He also served as head coach and general manager of the Danville Wings in the North American Hockey League during the 1998-99 campaign. The club went on to win the 2000 NAHL Championship and finish third in the nation.

During his coaching tenure, Peters tutored many players that went on to play in the NHL, including forwards Lee Stempniak, Tanner Glass, Fernando Pisani, and T.J. Galiardi. He played collegiately at Boston College and graduated with a bachelor's degree in marketing.

Peters lives in Madison, Connecticut with his wife, Katherine, and their son, Jake.



SCOUTING STAFF



ROMAN POLAK

Amateur Scout

Roman Polak joined the Columbus Blue Jackets hockey operations department as an amateur scout in 2022 after a 17-year playing career that concluded with a two-year stint with HC Vitkovice in his native Czechia.

A sixth round pick of the St. Louis Blues in the 2004 NHL Draft, Polak logged 806 games and registered 26-114-140 and 643 penalty minutes with the Blues, Toronto

Maple Leafs, San Jose Sharks and Dallas Stars over 14 seasons from 2006-20. He also collected 0-4-4 and 54 penalty minutes in 71 career outings in the Stanley Cup Playoffs.

The Ostrava, Czech Republic native represented his country in numerous international competitions, including the Olympic Games (2010), World Cup of Hockey (2016), IIHF World Championships (2009, 2014) and IIHF World Junior Championships (2005-bronze medal, 2006).



CHRIS SHERO

Amateur Scout

Chris Shero joined the Blue Jackets organization as an amateur scout in September 2021. Prior to joining Columbus, he spent three years as an amateur scout with the National Hockey League's New Jersey Devils.

Shero played Division I NCAA hockey at Boston College from 2015-17. He helped the club earn a Frozen Four appearance and win a Beanpot Championship in

2016. The Eagles also captured the Hockey East regular season championship in his final season in 2017-18.

Shero's father, Ray, has been involved in NHL front offices since 1993, serving in different capacities with the Ottawa Senators, Nashville Predators, Pittsburgh Penguins, New Jersey Devils and Minnesota Wild. He won the 2009 Stanley Cup while serving as the general manager of the Penguins.

A native of Ottawa, Canada, Shero resides in Boston, Massachusetts.



TODD WHITE

Pro Scout

Todd White was named a full-time amateur scout for the Columbus Blue Jackets in 2022 after joining the organization's scouting staff in 2021.

A center, the Kanata, Ontario native spent parts of 13 seasons in the NHL and registered 141-240-381 and 228 penalty minutes in 653 career games with Chicago, Philadelphia, Ottawa, Minnesota, Atlanta and the

New York Rangers from 1997-10. He collected a career-high 22-51-73 in 82 games with the Thrashers in 2008-09. He also played in the American and International Hockey Leagues and was the latter's Rookie of the Year with the Indianapolis Ice in 1997-98.

Prior to turning pro, White played four seasons at Clarkson University, serving as team captain as a senior in 1996-97. He tallied 90-108-198 in 143 career NCAA games and earned First Team All-American honors in 1996-97 after being named a Second Team All-American in 1995-96.

ADDITIONAL SCOUTING STAFF

Oscar Akerlund
Alex Campbell

Marshall Davidson
Ari Haanpaa

Mikko Makela
Brad Peddle

Boris Yemelyanov



DEAN EVASON

Head Coach

Dean Evason was named head coach of the Columbus Blue Jackets on July 22, 2024.

Evason, 59, amassed a 147-77-27 record in 251 games over parts of five seasons as head coach of the NHL's Minnesota Wild.

He was named the club's interim head coach on Feb. 14, 2020, was elevated to head coach on July 13, 2020 and held the position through Nov. 27, 2023. His .639 points percentage ranks fifth among active NHL coaches with 250 or more contests behind the bench, while the Wild ranked eighth in the league in points percentage, seventh in goals-per-game (3.28) and 10th in wins during his tenure. He was a finalist for the Jack Adams Award, given annually to the NHL's Coach of the Year, in 2020-21 and finished fourth in voting for the award in 2021-22. He led the Wild to appearances in the Stanley Cup Playoffs in each of his first four seasons behind the bench.

Evason originally joined the Wild as an assistant coach on June 6, 2018. He spent the previous six seasons as the head coach of the American Hockey League's Milwaukee Admirals from 2012-18. He guided the club to a record of 242-161-53 (.589) in 456 contests, including a 48-23-5 mark (101 pts./664) and a Central Division title in 2015-16. During his tenure, the Admirals made four appearances in the Calder Cup Playoffs.

Prior to Milwaukee, Evason spent seven campaigns as an assistant coach with the Washington Capitals from 2005-12. During that time, Washington captured four consecutive Southeast Division titles (2007-11), advanced to the Stanley Cup Playoffs in each of his last five seasons (2007-12) and won the Presidents' Trophy in 2009-10.

Evason began his coaching career in the Western Hockey League (WHL) as an assistant coach with the Calgary Hitmen (1998-99). He then served as a head coach of the Kamloops Blazers for three seasons (1999-2002), the Vancouver Giants for two campaigns (2002-04) and co-coach of the Hitmen in 2004-05.

Internationally, Evason has represented Canada at numerous tournaments, both as a player and coach. He skated in the 1984 IIHF World Junior Championships and served as captain of the Canadian National Team during the 1996-97 season, leading the club to a gold medal at the 1997 IIHF World Championships. He most recently served as an assistant coach for Team Canada at the 2024 IIHF World Championships.

A center, Evason was selected in the fifth round, 89th overall, by the Capitals in the 1982 NHL Draft. He finished a 13-year NHL career with 139 goals and 233 assists for 372 points with 1,000 penalty minutes in 803 games with the Capitals, Hartford Whalers, San Jose Sharks, Dallas Stars and Calgary Flames from 1983-96. He played the final three seasons of his career in Europe, first with EV Zug in Switzerland (part of 1996-97) before spending two campaigns with EV Landshut in Germany (1997-99).

He is married to Genevieve and has three children, Bryce, Brianne and Brooke, as well as grandsons, Connor and Hudson.



CAREER RECORD

REGULAR SEASON

PLAYOFFS

YEAR	TEAM	LEAGUE	GP	W	L	OT	PTS.	PCT.	RESULTS
1999-00	Kamloops	WHL	72	36	30	6	78	.542	Lost in Conference Quarterfinals
2000-01	Kamloops	WHL	72	35	28	9	79	.549	Lost in Conference Quarterfinals
2001-02	Kamloops	WHL	72	38	25	9	85	.590	Lost in Conference Quarterfinals
2002-03	Vancouver	WHL	72	39	27	6	84	.424	Lost in Conference Quarterfinals
2003-04	Vancouver	WHL	72	34	28	10	78	.563	Lost in Conference Semifinals
2004-05	Calgary	WHL	72	34	23	15	83	.576	Lost in Conference Semifinals
2012-13	Milwaukee	AHL	76	41	28	7	89	.586	Lost in West Quarterfinals
2013-14	Milwaukee	AHL	76	39	24	13	91	.599	Lost in West Quarterfinals
2014-15	Milwaukee	AHL	76	33	24	14	81	.533	Did not qualify
2015-16	Milwaukee	AHL	76	48	23	5	101	.664	Lost in Division Semifinals
2016-17	Milwaukee	AHL	76	43	26	7	95	.612	Lost in Division Semifinals
2017-18	Milwaukee	AHL	76	38	32	6	82	.539	Did not qualify
2019-20	Minnesota	NHL	12	8	4	0	16	.667	Lost in Play-In Series
2020-21	Minnesota	NHL	56	35	16	5	75	.670	Lost in West Quarterfinals
2021-22	Minnesota	NHL	82	53	22	7	113	.689	Lost in West Quarterfinals
2022-23	Minnesota	NHL	82	46	25	11	103	.628	Lost in West Quarterfinals
2023-24	Minnesota	NHL	19	5	10	4	14	.368	
NHL TOTALS			251	147	77	27	321	.639	
AHL TOTALS			456	242	161	53	539	.589	
WHL TOTALS			432	216	161	55	487	.564	



STEVE MCCARTHY

Assistant Coach

Steve McCarthy joined the Columbus Blue Jackets coaching staff as an assistant coach on Sept. 13, 2021 after spending the previous five seasons as an assistant coach with the American Hockey League's Cleveland Monsters.

Prior to joining the Monsters staff, McCarthy enjoyed a 16-year playing career that included eight NHL seasons between 1999-2008. Selected by Chicago in the first round, 23rd overall, in the 1999 NHL Draft, he registered 17 goals and 38 assists for 55 points with 168 penalty minutes in 302 career NHL games with the Blackhawks, Vancouver Canucks and Atlanta Thrashers.

The Trail, British Columbia native played seven seasons in the AHL, including his final season in 2015-16 with the Monsters, and spent several years in Europe with stints with the ZSC Lions in Switzerland, TPS in Finland and Salavat Yulaev Ufa in Russia's KHL. Before turning pro, he played three-plus seasons with the Edmonton/Kootenay Ice of the Western Hockey League from 1997-00, earning WHL East First All-Star Team honors with Kootenay in his final season. He also won a pair of bronze medals for Canada at the 2000 and 2001 IIHF World Junior Championships.

McCarthy and his wife, Melissa, are the parents of a daughter, Morgan, and son, Jack.



MIKE HAVILAND

Assistant Coach

Mike Haviland was hired as an assistant coach by the Blue Jackets on Aug. 8, 2024.

Haviland, 57, brings over two decades of coaching experience to the club and most recently spent the past two seasons as associate coach with the Cleveland Monsters, the Blue Jackets' American Hockey League affiliate. Prior

to that, he served as the head coach at Colorado College for seven seasons from 2014-21 and for the AHL's Norfolk Admirals (2005-07). He also served as an AHL assistant coach with the Rockford IceHogs (2007-08), Admirals (2012-13) and Hershey Bears (2013-14). From 2008-12, he was an assistant coach with the Chicago Blackhawks and helped the club capture the 2010 Stanley Cup.

The Middletown, New Jersey native began his coaching career in the ECHL as an assistant coach with the Trenton Titans from 1999-2001. He served as head coach of the ECHL's Atlantic City Boardwalk Bullies from 2001-04 and returned to the Titans as head coach for 2004-05. He led his teams to Kelly Cup championships in 2002-03 (Bullies) and 2004-05 (Titans).

As a player, Haviland was selected by the New Jersey Devils in the 1990 Supplemental Draft and played two years of professional hockey in the AHL and ECHL. He played collegiate hockey at Elmira College in New York from 1986-90, finishing with 68 goals and 152 points and earning a first-team All-American selection in 1989-90.

Haviland and his wife, Kristin, have a blended family of six children; Shane, Riley, Kelly, Ryan, Kailyn and TJ.



SCOTT FORD

Assistant Coach

Scott Ford was hired as an assistant coach by the Blue Jackets on Aug. 8, 2024.

Ford, 44, joins the Blue Jackets after spending the past eight seasons as an assistant coach with the AHL's Milwaukee Admirals. Prior to that, he enjoyed an 11-year professional playing career in the AHL and ECHL. A defenseman, he registered 18 goals and 47 assists for 65 points with 762 penalty minutes

in 522 career AHL games with the Admirals, Peoria Rivermen, Bridgeport Sound Tigers, Providence Bruins and Cleveland Barons between 2005-15.

A native of Fort St. John, British Columbia, he played for Blue Jackets head coach Dean Evason in Milwaukee from 2012-15 and served as his team's captain in three of his final four pro seasons. He was then an assistant coach on Evason's Admirals staff from 2015-18. Prior to his professional career, he played four seasons at Brown University from 2000-04.

Ford and his wife, Liz, reside in Grandview.



JARED BOLL

Assistant Coach

Former Blue Jackets forward Jared Boll rejoined the organization as an assistant development coach prior to the 2018-19 season and currently serves as an assistant coach.

Boll, who spent two seasons with the Anaheim Ducks from 2016-18, retired following the 2017-18 campaign having registered 28 goals and 38 assists for 66 points with 1,298 penalty minutes in 579 games during his 11-year NHL career. He spent nine seasons in Columbus, tallying 27-35-62 and 1,195 penalty minutes in 518 games from 2007-16. He is the club's all-time leader in penalty minutes and ranks eighth in games played.

Born in Charlotte, North Carolina and raised in Crystal Lake, Illinois, Boll was selected by the Blue Jackets in the fourth round, 101st overall, at the 2005 NHL Draft. After spending two seasons with the Ontario Hockey League's Plymouth Whalers from 2005-07, he made his NHL debut the following season and notched 5-5-10 and a career-high 226 penalty minutes in 75 games with the Jackets. He set a career high in points with 4-10-14 in 75 games in 2008-09 and scored a career-best seven goals and added five assists for 12 points in 73 contests in 2010-11.

Boll and his wife, Lauren, are the parents of daughters, Annie and Lucy. The family resides in Dublin.



NIKLAS BACKSTROM

Goaltending Coach

Former NHL netminder Niklas Backstrom joined the Columbus Blue Jackets as European goaltending coach in July 2019 before being named the goaltending coach for the NHL club in June 2023.

Backstrom, 45, posted a 196-144-50 record with a 2.49 goals-against average (GAA), .914 save percentage (SV%) and 28 shutouts in 413 games over 10 NHL seasons with the Minnesota Wild and Calgary Flames from 2006-16. He captured the William Jennings Trophy in his first year in 2006-07 after leading the league in GAA (1.97) and SV% (.929). He played in the 2009 NHL All-Star Game and

led the NHL in wins in 2012-13 with a 24-15-3 mark, 2.48 GAA, .909 SV% and two shutouts in 42 games.

Backstrom retired following the 2018-19 campaign after a 21-year playing career across several leagues, including the NHL, SHL and Liiga. He captured Urpo Ylonen Award as the Liiga's best goaltender while with Karpat in 2003-04 and 2004-05 and was named the Finnish Player of the Year in 2004-05.

Born in Helsinki, Finland, Backstrom finished his playing career with HIFK and Tappara in Liiga. He represented Finland in various international tournaments, including the 2006 and 2010 Olympic Games, 2005 and 2008 IIHF World Championships and 1998 IIHF World Junior Championships.

He and his wife, Heidi, are the parents of two children, Benjamin and Isabella.



KEVIN COLLINS

Strength and Conditioning Coach

Kevin Collins was named strength and conditioning coach for the Columbus Blue Jackets on June 29, 2010.

Collins joined the Blue Jackets after spending the previous five seasons with the Buffalo Sabres organization as strength and conditioning/video coach. He spent two seasons with the Portland

Pirates (2008-10) and three with the Rochester Americans (2005-08), the Sabres' American Hockey League affiliates. He started his career as an intern

for Sabres Strength and Conditioning Coach Doug McKenney in 2004-05.

A Detroit, Michigan native, Collins played four years of collegiate hockey at SUNY Brockport, where he graduated with degrees in Exercise Physiology and Business Management. He is certified through National Strength and Conditioning Association (NSCA) as a certified strength and conditioning specialist.

Collins and his wife, Amanda, are the parents of daughters, Audrey and Karli, and reside in Blacklick.



RYAN GADBOIS

Assistant Strength and Conditioning Coach

Ryan Gadbois joined the Columbus Blue Jackets as an assistant strength and conditioning coach and sports scientist in July 2021.

Prior to joining the club, Gadbois served on the strength and conditioning staff at his alma mater, Florida State University, first as an intern from 2019-20 and then as a graduate assistant from 2020-21.

Gadbois earned his bachelor's degree at Florida State in Exercise Physiology in May 2020. He then completed his master's degree at the university in Sports Science in May 2022. He also was certified CSCS (Certified Strength & Conditioning Specialist) through the National Strength and Conditioning Association (NSCA).

A native of Ft. Myers, Florida, Gadbois was a goaltender for the Seminoles' club hockey team from 2016-20. He and his fiancée, Olivia, reside in Gahanna.



DAN SINGLETON

Video Assistant Coach

Dan Singleton joined the Blue Jackets in September 2000 as video coordinator. He was named video assistant coach in June 2011. He came to Columbus after spending the previous six years as the video coordinator for the Michigan State University hockey team. He also served as a video

coach for Team USA's Men's Ice Hockey Team that earned a bronze medal at the 2015 IIHF World Championships in Prague, Czech Republic.

Born in Boulder, Colorado, he grew up in Ottawa, Ontario and attended McGill University in Montreal, earning a bachelor's degree in physical education in 1994. He then went to Michigan State, where he earned a master's degree in sports psychology in 1998.



JARKKO RUUTU

European Development Coach


Jarkko Ruutu joined the Columbus Blue Jackets in 2015 as the club's first European development coach. In his role, Ruutu primarily works with young players throughout the organization, assisting in the development of prospects playing in professional leagues and various major junior leagues across Europe.

and penalty minutes with 12-14-26 and 144 penalty minutes in 82 games with Ottawa in 2009-10.

Vancouver's third round pick, 68th overall, at the 1998 NHL Draft, Ruutu also posted 77-91-168 and 1,072 penalty minutes in 318 career games in Finland's Liiga with HIFK and Jokerit before finishing his playing career with EHC Biel-Bienne in the Swiss league in 2014-15. He represented Finland at the 2002, 2006 and 2010 Olympic Games as well as the 1998, 2001, 2005, 2006, 2007 and 2009 IIHF World Championships and 2004 World Cup of Hockey.

He and his wife, Sofia, are the parents of a daughter, Greta, and son, Gabriel. The family resides in Helsinki, Finland.

Ruutu tallied 58-84-142 and 1,078 penalty minutes in 652 career NHL games with the Vancouver Canucks, Pittsburgh Penguins, Ottawa Senators and Anaheim Ducks over a 10-year career. A native of Vantaa, Finland, he registered career highs in goals, assists (tied), points, games played (tied)



TOMMY CROSS

Player Development Coach

Tommy Cross joined the Columbus Blue Jackets as a development coach in August 2023.

Cross played 12 seasons of professional hockey before retiring following the 2022-23 season. He recorded 56 goals and 174 assists for 230 points and 646 penalty minutes in 588

The former defenseman also collected an assist in three career NHL games with the Boston Bruins in 2015-16. He was selected by Boston in the second round, 35th overall, in the 2007 NHL Draft.

The Simsbury, Connecticut native played college hockey at Boston College and totaled 17-43-60 and 171 penalty minutes in 134 career games from 2008-12. He helped the Eagles capture NCAA championships in 2010 and 2012.

Cross and his wife, Alaina, are the parents of sons, Bowen and Baylor. The family resides in Middletown, Rhode Island.

career AHL games with the Springfield Thunderbirds, Providence Bruins and Cleveland Monsters from 2011-23. He served as a captain or alternate in each of his final seven full AHL seasons, including as an alternate captain for Columbus' AHL affiliate, Cleveland, in 2018-19.



BRAD THIESSEN

Goaltending Development Coach

Brad Thiessen joined the Blue Jackets as the organization's goaltending development coach on June 16, 2021.

Thiessen played 12 seasons of professional hockey before retiring at the end of the 2020-21 campaign. A native of Aldergrove, British Columbia native, he posted a 146-100-40 record

290 career AHL games. He spent his last six campaigns with the Cleveland Monsters, Columbus's AHL affiliate.

The former netminder also played in five career NHL games with the Pittsburgh Penguins in 2011-12, going 3-1-0 with a 3.72 GAA and .858 SV%. He played college hockey at Northeastern University and posted a 52-46-12 record with a 2.40 GAA and .922 SV% in 111 career games from 2006-09.

Thiessen and his wife, Ashlee, are the parents of sons, Nash and Brody; and daughter, Aubree. The family resides in suburban Cleveland.

with a 2.51 goals-against average, .909 save percentage and 28 shutouts in



JOSEPH RUANE, D.O.

Medical Director

Dr. Joseph Ruane is the medical director for the Columbus Blue Jackets and has been a member of the club's medical team since the inaugural 2000-01 season. He is the founder and medical director of the McConnell Spine, Sport and Joint Center and is a Clinical Assistant Professor of Sports Medicine at The Ohio State University College of Osteopathic Medicine.

He is also the co-founder of the OhioHealth Sports Medicine Institute.

With his passion for athletics, Dr. Ruane's special interests include regenerative tissue therapies, soft-tissue pain syndromes, challenges of the aging population and patient education. He has earned several awards for excellence in teaching and clinical service, and is published in peer-reviewed journals and texts. He also travels nationally, educating his peers in musculoskeletal medicine.

Dr. Ruane graduated from the Philadelphia College of Osteopathic Medicine and served his residency at Doctors Hospital in Columbus, where he was chief resident in Family Medicine. He completed a Fellowship in Sports Medicine with Horizon Orthopedic, the team physicians for MLB's Cleveland Indians.



GREG BELLISARI, M.D.

Team Physician

Dr. Greg Bellisari is a Board Certified orthopedic surgeon with fellowship training in Sports Medicine. A Florida native, he completed undergraduate training and medical school at The Ohio State University.

Dr. Bellisari went on to complete a fellowship training program in Sports Medicine at OrthoCarolina while caring for amateur, collegiate and professional

athletes. He is a former professional athlete who played in the NFL after playing college football at Ohio State.

As a medical professional, Dr. Bellisari has been involved in multiple youth and high school sports programs. He is a member of the OhioHealth Sports Medicine Institute and enjoys taking care of central Ohio athletes at all levels. He was nationally nominated as a "Best Doctor" in orthopedic sports medicine in 2017-18 and earned "teacher of the year" for his involvement in the orthopedic residency program.



JASON DAPORE, D.O.

Team Physician

Dr. Jason Dapore is a fellowship-trained sports medicine physician with special interests in musculoskeletal ultrasound, platelet rich plasma injection therapy, osteopathic manipulative therapies and sports performance. With his passion for sports and an active lifestyle, Dr. Dapore has dedicated his career to restoring patients—at all levels of activity—back to their fullest.

Dr. Dapore received his medical degree from Ohio University's College of Osteopathic Medicine. He served as Chief Resident for Doctors Hospital Family Medicine program and completed his Primary Care Sports Medicine Fellowship at The Ohio State University.

Dr. Dapore was named to *Columbus Business First* Forty Under 40 Class of 2013. His practice is dedicated to comprehensive non-operative musculoskeletal care from acute injuries to chronic musculoskeletal pain. Dr. Dapore is a proud member of the OhioHealth Sports Medicine Institute. To learn more about Dr. Dapore and his practice, visit www.spinsportandjointcenter.com or follow him on the social platform X @jdapore.



MICHAEL BORDER, M.D.

Team Physician

Dr. Mike Border is an oral and maxillofacial surgeon practicing with Oral and Facial Surgeons of Ohio in Dublin, Ohio. He completed his undergraduate degree at the University of Mount Union, earning a BS in Biochemistry with the distinction of summa cum laude. After graduation, he was accepted into The Ohio State University College of Dentistry where he received his

Doctorate of Dental Surgery in 2015. Dr. Border subsequently completed a six-year oral and Maxillofacial Surgery residency program at Vanderbilt University Medical Center in Nashville, Tennessee.

He earned his medical degree from the Vanderbilt University School of Medicine in 2018 and completed a one-year general surgery internship. Dr. Border is grateful for the opportunity to help support the Columbus Blue Jackets and is excited for a successful season.



GREGORY A. REKOS, D.D.S., M.S.

Team Physician

Dr. Gregory Rekos graduated with honors from West Virginia University School of Dentistry. He completed his specialty training in Oral and Maxillofacial Surgery at The Ohio State University, where he also earned his master's degree. He is board certified by the American Board of Oral and Maxillofacial Surgeons.

Dr. Rekos practices the full scope of oral surgery with a special interest in managing facial trauma,

orthognathic surgery, as well as the removal of wisdom teeth and placement of dental implants.

As a former athlete, Dr. Rekos appreciates the injury potential in any sporting activity and has treated athletes of all ages and skill levels. His private practice is located in Dublin, Ohio. He maintains hospital privileges at both Dublin Methodist Hospital and Grant Medical Center.

To learn more about Dr. Rekos and his practice, visit www.omfso.com.



BOB HINKLE, M.D.

Team Physician

Dr. Robert M. Hinkle is a board certified oral and maxillofacial surgeon. He is proud to be one of the original team physicians for the Columbus Blue Jackets. Dr. Hinkle has extensive experience treating maxillofacial injuries. He has been honored to treat both professional and collegiate athletes. Dr. Hinkle is an Assistant Professor in the Department of Oral and Maxillofacial Surgery at The Ohio State University

College of Dentistry. He recently completed a six-year appointment as a board examiner for The American Board of Oral and Maxillofacial Surgery. He has authored many professional articles and has presented numerous lectures nationally and internationally.

Born and raised in Columbus, Ohio, Dr. Hinkle graduated with honors from The Ohio State University College of Dentistry. He then completed a residency in oral and maxillofacial surgery at Louisiana State Medical Center and Charity Hospital. Dr. Hinkle has practiced oral and maxillofacial surgery in Dublin, Ohio for 31 years. He maintains hospital privileges at Ohio Health Hospitals.



BEN BURKAM, M.D.

Team Physician

Dr. Ben Burkam has experience with professional, collegiate, high school and youth sports, providing comprehensive, compassionate care in diagnosing and treating a wide range of bone, muscle, tendon, ligament, and joint specific conditions.

Dr. Burkam was raised in Delaware, Ohio. After completing his residency at OhioHealth Riverside Methodist Hospital and Sports Medicine Fellowship at Kettering Health Center / Wright State University, he began his practice in Akron, Ohio for three years, while serving as Team Physician for the Cleveland Indians organization and Kent State University. He returned to central Ohio to join the Non-Surgical Orthopedic

specialists at OhioHealth McConnell Spine, Sport and Joint Center, and now proudly serves at a Team Physician for the Columbus Blue Jackets and Hilliard Davidson High School.

He specializes in osteoarthritis management and uses innovative techniques to treat chronic tendon conditions such as achilles tendinitis, patellar tendinitis, plantar fasciitis and tennis elbow. In addition, he specializes in the diagnosis and management of concussions. Dr. Burkam utilizes nonsurgical treatment methods to treat a variety of bone, joint and muscle conditions.

To learn more about Dr. Burkam and his practice, visit <https://www.ohiohealth.com/locations/orthopedics/mcconnell-spine-sport-and-joint-center/>



KYLE SOCHACKI, M.D.

Team Physician

Dr. Kyle Sochacki is a board-certified orthopedic surgeon with fellowship training in Sports Medicine. Dr. Sochacki graduated Summa Cum Laude from Cleveland State University. He then received his medical degree from the University of Toledo College of Medicine and completed his orthopedic surgery residency at Houston Methodist Hospital earning honors as a chief resident. After residency, Dr. Sochacki completed a Sports

Medicine Fellowship at Stanford University, which included intensive experiences in shoulder surgery (including arthroscopy, arthroplasty and tendon transfers), and elbow

surgery, in addition to non-arthroplasty open and arthroscopic knee surgery.

Throughout his career, Dr. Sochacki has assisted in the care of amateur, collegiate, and professional athletes including the San Francisco 49ers, Oakland Athletics, Stanford University Men's Soccer and Women's Basketball, and Rice University Baseball. He currently serves as the Team Physician for the NHL's Columbus Blue Jackets. Dr. Sochacki is also active in research and several professional societies. He has co-authored over 50 peer-reviewed articles and book chapters on return to sport outcomes in MLB, MLS, NBA, NFL and NHL players and the clinical results of shoulder, elbow and knee surgery.

To learn more about Dr. Sochacki and his practice, visit <https://www.orthopedicone.com/our-physicians/kyle-sochacki-m-d/>

MEDICAL SUPPORT STAFF

DENTISTRY:

Andy Gilbert, D.D.S., M.S.
Douglas Goff, D.D.S.

NEUROPSYCHOLOGIST:

Robert Bornstein, PhD

OPHTHALMOLOGY:

Ken Cahill, M.D.
Greg Denayer, O.D.
Brett Bowers, O.D.
Alice Epitropoulos, M.D.
Cameron Nabavi, M.D.
Karl Pappa, M.D.

TEAM PHYSICAL THERAPIST:

Ryan Goodman, MPT, OhioHealth



MIKE VOGT

Head Athletic Trainer

Mike Vogt joined the Columbus Blue Jackets as the head athletic trainer during the summer of 2008 after spending seven seasons with the Minnesota Wild as the club's assistant athletic trainer. He served as an athletic trainer for Team USA's Men's Ice Hockey Team at the 2015 IIHF World Championships in Prague, Czechia, earning a bronze medal, and most recently at the 2024 IIHF World Championships in Ostrava and Prague, Czechia.

During the lockout season of 2004-05, Vogt served as the head athletic trainer for the University of Minnesota's men's hockey team. Prior to joining the Wild, he served as the head athletic trainer/strength and conditioning coach for the WNBA's Minnesota Lynx and

the head athletic trainer/strength and conditioning coach for the two-time ABL Champion Columbus Quest. Vogt brings 25-plus years of amateur and professional sports medicine experience to the Blue Jackets.

A native of Canton, Ohio, Vogt earned his bachelor of science degree from The Ohio State University in 1994. He is also certified as a Certified Strength and Conditioning Specialist, earning that certificate in 1999. He is a member of the National Athletic Trainers' Association, Ohio's Athletic Trainers' Association, Professional Hockey Athletic Trainers society, and the National Strength and Conditioning Association.

He and his wife, Monica, reside in Upper Arlington with their son, Cole, and daughter, Olivia.



CHRIS STRICKLAND

Assistant Athletic Trainer

Chris Strickland joined the Blue Jackets as an assistant athletic trainer in 2008 after spending four years with the Colorado Rockies Organization, where he was named the 2007 Rockies Player Developmental Man of the Year. Strickland was a part of the organization in 2007 when the Rockies advanced to the World Series, winning the National League Championship. In the summer of 2023, Strickland

worked with Team USA as an athletic trainer at the Hockey World Championships in Tampere, Finland.

His experience also includes five years in the NBA with the Minnesota Timberwolves, Cleveland Cavaliers, and Dallas Mavericks and six years as the head athletic trainer with the Saint Paul Saints Baseball Club.

He graduated from the University of North Texas, receiving a degree in Kinesiology and Biology with an emphasis in Sports Medicine. He also earned a Master of Science degree in Rehabilitative Science from California University of Pennsylvania in 2009.

Strickland is a nationally certified athletic trainer, holds a license in massage therapy, and is certified in Dry Needling and Graston Technique. He is a certified Corrective Exercise Specialist through the National Academy of Sports Medicine and trained in Active Release Technique, Mulligan Manual Therapy Concept, and Myofascial Cupping. He is a member of the Professional Hockey Athletic Training Society (PHATS), the National Athletic Trainers Association (NATA), and the Great Lakes Athletic Trainer Association (GLATA).

He and his wife Zenia are the parents of daughters Azul, Genesis, and Cielo and son Presley.



NATES GOTO

Assistant Athletic Trainer

Naoto "Nates" Goto joined the Columbus Blue Jackets as assistant athletic trainer in June 2012. Prior to joining the club, he spent seven seasons with the New York Islanders, including six as the assistant athletic trainer and one as the team's massage therapist.

He arrived in New York after serving as the head athletic trainer for the Niagara University men's ice hockey team from 1996-2005. During that time, he also

worked with the Florida Panthers as an athletic trainer and was the head athletic trainer for the 2003 Men's NCAA Frozen Four Tournament held at HSBC Arena in Buffalo, New York. His

experience also includes stints at Siena College, Rensselaer Polytechnic Institute, the Arena Football League's Albany Firebirds, as well as at the 1992 USA Cup Hockey Tournament and the summer Empire State Games from 1991-96.

A member of the National Athletic Trainers' Association, Goto received a bachelor's degree in physical education from Nippon Sports Science University in Tokyo, Japan and a master's degree in physical education while completing the N.A.T.A. Approved Graduate Athletic Training Curriculum at Western Michigan University.

Goto is a NATA certified Athletic Trainer and Licensed Athletic Trainer in Ohio, as well as a Licensed Massage Therapist in New York and Ohio.



DYLAN DEWEY

Assistant Athletic Trainer

Dylan Dewey joined the Columbus Blue Jackets as an assistant athletic trainer in July 2023. Prior to joining the club, Dewey spent four seasons as head athletic trainer for the Florida Everblades in the ECHL, where the team captured Kelly Cup championships in 2022 and 2023.

He arrived in Florida after spending the 2018-19 season as the athletic trainer for the Evansville

Thunderbolts of the Southern Professional Hockey League (SPHL). He also served an athletic training internship with the Tampa Bay Lightning during the 2017-18 regular season and playoffs.

A 2016 graduate of the University of Central Florida, Dewey earned his bachelor's degree in Exercise Science with a focus on human performance. He then completed his master's degree in Athletic Training at the University of South Florida in May 2018.

Dewey and his wife, Caytee, reside in Grandview.



JAMIE HEALY

Equipment Manager

Jamie Healy was named the Head Equipment Manager for the Columbus Blue Jackets in September 2022 after previously serving as an Assistant Equipment Manager for the club since prior to the inaugural 2000-01 season. He also served as an Equipment Manager for Team USA's Men's National Ice Hockey Team that earned bronze medals at the 2015 IIHF World Championships in Prague, Czech Republic and the 2021 IIHF World Championships in Riga, Latvia and competed at the 2023 IIHF World

Championships in Tampere, Finland and the 2024 IIHF World Championships in Prague, Czechia.

Prior to coming to Columbus, Healy spent the 1999-00 season as Equipment Manager for the East Coast Hockey League champion Peoria Rivermen. The Kalamazoo, Michigan native has also served as the Equipment Manager for the Alexandria Warthogs (WPHL, 1998-99) and Kalamazoo Wings (IHL, 1993-95)

His family includes wife, Darlene, and sons, Garrett and Brendan. The family resides in Columbus.



DUSTIN HALSTEAD

Assistant Equipment Manager

Dustin Halstead joined the Columbus Blue Jackets in September 2022 after spending 13 years as the head equipment manager for the Cleveland Monsters in the American Hockey League.

A Cheyenne, WY, native, Halstead began his career as a locker room attendant for the Colorado Avalanche from 1999 to 2005. Halstead was named the team's

assistant equipment manager from 2006 to 2011 before moving to Cleveland, Ohio to begin his tenure with the Monsters. During his time with Cleveland, Halstead was a part of the 2016 Calder Cup Championship team and worked his 1,000th professional game on December 8, 2021.

Internationally, Halstead served as an Equipment Manager for Team USA's Men's National Ice Hockey Team at the 2024 IIHF World Championships in Prague, Czechia.

Halstead and his daughter Quinn reside in Columbus.



TRAVIS WARD

Assistant Equipment Manager

Travis Ward joined the Columbus Blue Jackets in July 2023 after spending the previous two seasons as the equipment manager of the South Carolina Stingrays in the ECHL.

Prior to joining the Stingrays, Ward served as the head equipment manager for the University of Alaska Anchorage men's hockey team from 2019 to 2021.

Ward, a native of Washington, D.C., started his career in 2015 with the Washington Capitals organization as the equipment manager for the MedStar Capitals Iceplex. There, he assisted the Capitals with training camp, rookie camp, and managed all equipment for the Washington Little Capitals of the AYHLNAPHL.



MITCH MacLEOD

Assistant Equipment Manager

Mitch MacLeod joined the Columbus Blue Jackets in August 2024 after spending the previous two campaigns as the equipment manager for the Cleveland Monsters in the American Hockey League.

Prior to joining the Monsters, MacLeod served as the head equipment manager for the Kalamazoo Wings in the ECHL from 2019 to 2022. He also served as an assistant equipment manager for the AHL's Stockton

Heat for two years from 2017-19 and an assistant coach/equipment manager for the Odessa Jackalopes hockey team for the 2016-17 campaign. He began his career as a hockey operations/video intern and inside sales account executive with the ECHL's Stockton Thunder for the 2014-15 campaign before serving as a hockey coach for the Hockey Without Borders in Slovenia in 2015-16.

The Spring Lake, Michigan native earned a bachelor's degree in sports management and communications from Eastern Michigan University in 2014.



CLUB INFORMATION



The Columbus Blue Jackets Foundation is dedicated to the health and wellness of children in central Ohio. The Foundation dedicates time, resources and financial support to organizations making a difference in the areas of pediatric cancer, education, health and safety, and the growth and development of amateur hockey.

In 2023-24 the CBJ Foundation's collective community impact totaled more than \$2 million, including more than \$1.1 million awarded to 32 local charitable and youth hockey organizations during the Foundation's most recent grant cycle. Since its inception in 2000, the CBJ Foundation has awarded over \$14 million to various nonprofit organizations throughout central Ohio.

FIGHT AGAINST PEDIATRIC CANCER

The Columbus Blue Jackets unite the hockey community in the NHL's fight against cancer by hosting Hockey Fights Cancer Night, presented by OhioHealth. Pediatric cancer has been a primary area of focus for the Blue Jackets Foundation since the team's inception, granting over \$4,000,000 to local organizations dedicated to the fight. Throughout the season, the team provides unique experiences and recognition to patients and their families, serving as a source of therapy through distraction.



HEALTH & SAFETY

The Blue Jackets and CBJ Foundation are committed to health and safety by teaching kids the importance of taking care of their bodies and encouraging the use of proper safety equipment. Since the team's inception, the Foundation has proudly supported the creation of 13 CBJ-themed playgrounds through collaborations with Columbus Recreation & Parks and the YMCA of Central Ohio. This summer, our staff and players rolled up their sleeves to build the latest playground, and we're excited to announce a new partnership with the Girl Scouts of Ohio's Heartland to help fund the creation of a low ropes course at Camp Ken-Jockey.

GROWTH & DEVELOPMENT OF AMATEUR HOCKEY

Since the team's arrival and the Foundation's introduction in 2000, we have worked tirelessly to grow the game we love. Our commitment to the development of youth hockey and reducing barriers to the sport runs deep because we believe everyone should have a chance to play.



EDUCATION

A priority of the Blue Jackets has been, and continues to be, making reading accessible to all children in our community. The Foundation invests in education through literacy to ensure every child has access to reading resources. In a partnership with Community Shelter Board and other local organizations, the Foundation provides books and educational resources to children in need. The CBJ Foundation also provides support for 15 of the Columbus Metropolitan Library's Homework Help Centers.



COLUMBUS BLUE JACKETS FOUNDATION

For more information about the Blue Jackets Foundation, visit BlueJackets.com/foundation.



BOOK JACKETS presented by Ohio's 529 Plan, CollegeAdvantage

The Book Jackets reading program is a literacy incentive initiative established by the team in 2000 using the excitement of Columbus Blue Jackets hockey to encourage students in grades K-8 to spend more time reading. The program is easy for teachers to implement and helps students to become all-star readers by tracking minutes read and providing great Blue Jackets incentives to reach reading goals.

POWER PLAY CHALLENGE powered by Greif and OhioHealth

The Blue Jackets Power Play Challenge is a FREE hockey-themed wellness curriculum designed to assist physical education teachers in the fight against childhood obesity. The program, offered at no cost to elementary schools, is centered around five CBJ-themed activities that students can complete during PE class focused on staying active and making healthy choices. Each school receives complimentary street hockey equipment, staff training and curriculum, student incentives, and a field trip to an OhioHealth Chiller location for ice skating along with a stick and ball for each student to keep to further encourage play at home.

STUDENT ACHIEVERS powered by AEP

The Columbus Blue Jackets are proud to offer Student Achievers as a program that recognizes high performing and improved students for their academic accomplishments in grades K-12. Through Student Achievers, students that receive straight A's, or improve a full letter grade in one subject, over the course of a grading period are eligible to receive CBJ prizes.

FUTURE GOALS - HOCKEY SCHOLAR™ powered by EVERFI

The NHL and the NHL Players Association have launched a North American education initiative, Future Goals - Hockey Scholar™. This digital course, with both a math and science edition, leverages highly interactive gameplay and the sport of hockey to reinforce key concepts like scientific thinking and data analysis, exposing students to foundational science, technology, engineering, and math (STEM) concepts through real-life applications. This curriculum uses hockey as a learning vehicle, is aligned to state science and math standards for grades 4-8, and also introduces students to STEM careers in hockey.

PARTNERS IN EDUCATION

Avondale Elementary, on the near west side of Columbus, is the Blue Jackets official "Adopt-A-School" partner. This partnership includes beautification projects at the school by team staff and volunteers, Career Day presenters, guest speakers, and engaged Blue Jackets staffers that participate as pen pals with students. The students also visit Nationwide Arena for an annual party during which they meet their pen pals.

For more information about the Blue Jackets Community Education initiatives, visit [BlueJackets.com/Education](https://www.bluejackets.com/education).





The Columbus Blue Jackets are committed to the development of youth and amateur hockey. From street hockey initiatives to learn-to-play programs, our goal is to remove barriers of entry and introduce more families into the hockey community.

Through a variety of programming and events, the Columbus Blue Jackets Fan Development Department introduces and encourages participation in the sport of hockey to as many people as possible, educating new fans about the game and assisting in the development of the hockey community at all levels. For more information, visit BlueJackets.com/youthhockey.



GET OUT AND LEARN! presented by Safelite in association with Apex Pros

The Blue Jackets invite first-time participants, boys and girls ages 5 to 9, to try hockey for free through the Get Out And Learn program. These FREE 30-minute street and ice hockey clinics are held year-round at local rinks introducing the sport to 1,500+ kids each year. Participants receive their own CBJ-branded stick to keep.



BLUE JACKETS LEARN TO PLAY

presented by Performance Columbus in association with Kroger and Moo Moo Car Wash

Part of a National Hockey League-wide initiative, in partnership with the National Hockey League Players' Association, the Blue Jackets Learn to Play program provides first-time participants ages 4-10 age-appropriate instruction through USA Hockey and certified coaching in a fun and safe atmosphere. The program is led by former Blue Jackets player Andrew Cassels. This program, which also gives participants free head-to-toe equipment, is designed to reduce cost barriers associated with an introductory program and simplifies the hockey pathway for families.



HIGH SCHOOL HOCKEY

The Blue Jackets are committed to the growth and awareness of high school hockey across Ohio. To support central Ohio high school hockey, the Blue Jackets Cup is the regular season ending tournament for 40+ high school hockey teams playing in the Captial Hockey Conference and the Ohio Scholastic Hockey League. The Blue Jackets and Nationwide Arena, in partnership with the Ohio High School Athletic Association, host the OHSAA Championships every March. In addition, all OHSAA team jerseys are on permanent display at Nationwide Arena.



OHIO AAA BLUE JACKETS

Established in 2004, the Ohio AAA Blue Jackets program prides itself on being the premier youth hockey program in Ohio. With an everyday mission to develop its student-athletes to reach their potential on and off the ice, the program aims to provide a healthy and safe environment for the elite player to grow through the great game of hockey. The organization has helped advance hundreds of players to the junior and collegiate levels. There are currently eight boys teams that compete at the highest level of USA Hockey from 10U to 18U and a AAA girls program that fields teams at the 12U, 14U and 16U levels. The program has produced seven homegrown NHL players including current Blue Jacket Sean Kuraly, Carolina Hurricanes forward Jack Roslovic, Anaheim Ducks forward Carson Meyer, Chicago Blackhawks defenseman Connor Murphy and Vancouver Canucks forward Kiefer Sherwood. Another prominent alumni includes Cleveland Monsters head coach Trent Vogelhuber.



BLUE JACKETS MOBILE TOUR

The Blue Jackets Mobile Tour features a 50' branded truck that has been customized to convert into a fully furnished lounge area where fans can gather at events throughout Central Ohio. The truck is equipped with three 60" televisions offering fans the opportunity to play the newest NHL video games. Additional attractions include an inflatable rink, goalie shoot, plinko board and more!

STREET HOCKEY

Through partnerships with the YMCA of Central Ohio and city parks and recreation departments, the Blue Jackets have bolstered their street hockey offerings to include community clinics, staff training, curriculum and equipment donation. The Blue Jackets Skills and Drills program provides kids the opportunity to learn the basic skills of hockey while developing important skills. All a kid needs to participate is a pair of sneakers.



Throughout the year, Blue Jackets players, team personalities, staff and season ticket holders give their time, attention and more to give back to the community. For more information about the Blue Jackets in the community, visit BlueJackets.com/Community.



NATIONWIDE CHILDREN'S HOSPITAL VISIT

The Blue Jackets' visit to Nationwide Children's Hospital has become a long-standing tradition for the organization. On this day, all CBJ players visit children receiving various treatments. During this visit, the players provide each child with a Courage Kit filled with CBJ toys and other items.



FIRST RESPONDERS NIGHT presented by Jet's Pizza

Each season we honor the tireless effort of incredible individuals in the community during First Responder Night. The night includes themed activities, fundraisers, and tributes to show support and gratitude for the efforts of incredible individuals in the first responder community.



PLAYER DAY OF SERVICE

Each season, the Blue Jackets players spend a day off the ice helping serve the community at various non-profits like Mid-Ohio Food Collective and the Furniture Bank of Central Ohio.




TOY DRIVE

Each season, the club supports the Big 10TV Toy Drive, which collects toys for the Salvation Army's Christmas Cheer program to make holiday gifts possible for families in need. In addition to an in-game toy collection, the CBJ staff, along with the significant others of team players, volunteer at the Christmas Cheer toy distribution.

BLOOD DRIVE

Each year the Columbus Blue Jackets team up with the American Red Cross during the month of September to help save lives through the Columbus Blue Jackets blood drive campaign. This campaign includes a special drive at Nationwide Arena and several others throughout central Ohio.



RECYCLE THE GAME presented by ADS

The Blue Jackets Foundation, with the generous support of ADS, has teamed up with Leveling the Playing Field to gather gently used hockey gear for our annual Equipment Sale. Not only can families find affordable equipment, but all the proceeds from the sale go right back into our local youth hockey community.

MILITARY APPRECIATION presented by Elk + Elk

The Blue Jackets salute those who served or are serving in the nation's armed forces during the club's annual Military Appreciation Night, presented by Elk & Elk. To show support and gratitude for all active and retired service members, the Blue Jackets provide over 1,000 tickets for service members to enjoy the game. In addition to this special evening, a member of our military is recognized at every home game.



NATIONWIDE ARENA



For over two decades, Nationwide Arena has been home to the NHL's Columbus Blue Jackets and one of the premier arenas in the world. Located in downtown Columbus, Nationwide Arena is the crown jewel of The Arena District, a one-of-a-kind neighborhood featuring world-class sports and entertainment, restaurants, bars, office buildings and residential space. Located on the corner of Nationwide Boulevard and Front Street, the arena was built on the site of the historic Ohio State Penitentiary. The arrival of the Blue Jackets and Nationwide Arena was the result of an unprecedented partnership between the McConnell family, Nationwide Insurance and other civic leaders that transformed Ohio's capital city.

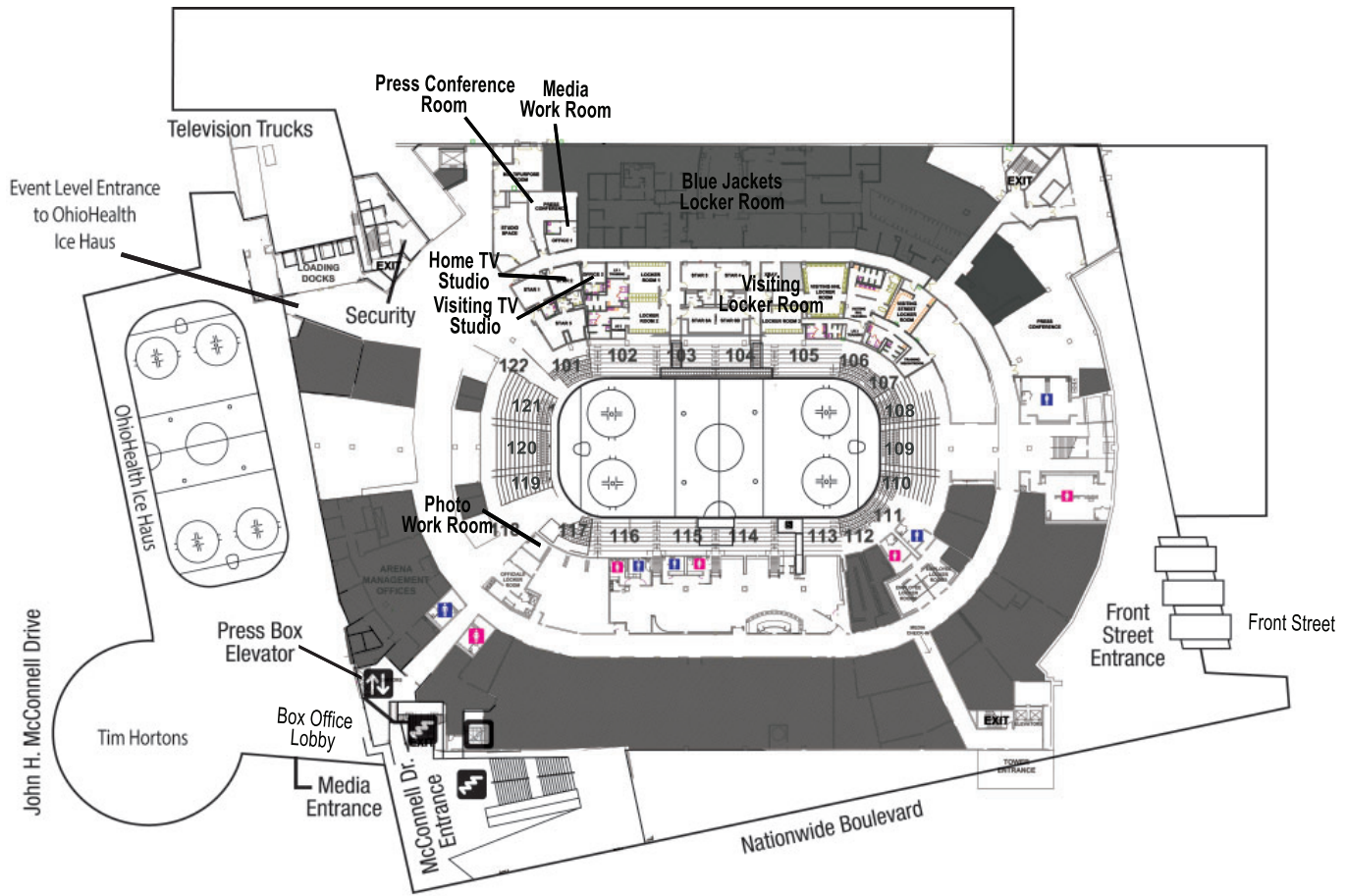
Nationwide Arena opened in September 2000 with back-to-back sold out concerts featuring country music superstars Tim McGraw and Faith Hill. In addition to NHL regular season and Stanley Cup Playoffs games, the venue also hosted the 2007 NHL Draft, 2015 NHL All-Star Game and served as the training camp home for Team USA prior to the 2004 and 2016 World Cup of Hockey tournaments. Hockey, however, is the just the beginning as the multipurpose facility welcomes one million-plus guests each year.

In 2024, the Columbus Fury, a pro indoor volleyball team, kicked off its franchise in the Pro Volleyball Federation's inaugural season with home games held at Nationwide Arena. The arena also hosted the 2024 U.S. Figure Skating Championships, numerous NCAA competitions including women's basketball and volleyball final fours, NCAA men's basketball first and second round games, and countless other special events. Nationwide Arena is a must-play for the world's best musical acts, hosting everything from A (Andrea Bocelli, Ariana Grande, Aerosmith) to Z (Zac Brown Band) and everyone in between (Bruce Springsteen U2, Prince, The Rolling Stones, Taylor Swift, Foo Fighters and the list goes on.), including local legends like Twenty One Pilots and CAAMP.

For more information on upcoming events, concerts, conventions and more hosted by Nationwide Arena, visit NationwideArena.com, "like" us at [Facebook.com/NationwideArenaColumbus](https://www.facebook.com/NationwideArenaColumbus), or follow along on X, Instagram & TikTok (@NationwideArena).

CLUB INFORMATION





DIRECTIONS TO NATIONWIDE ARENA AND OHIOHEALTH ICE HAUS

Nationwide Arena is located at 200 West Nationwide Blvd. on the north side of downtown Columbus.

FROM NORTH (ON I-71)

South on I-71 to I-670 West. Exit at Neil Avenue. Turn left at intersection onto Neil Avenue. Proceed to the signed event parking entrances. -or- South on I-71 to I-670 West. Exit onto N. Third St. Turn right onto Chestnut Street. Proceed to the signed event parking entrances on Chestnut Street.

FROM NORTH (ON OH-315)

South on OH-315 to I-670 East. Exit at Neil Avenue. Turn right at intersection onto Neil Avenue. Turn left onto Nationwide Blvd. Proceed to the signed event parking entrances.

FROM SOUTH (ON I-71)

North on I-71. Exit at Front St. (#100A). Turn left at intersection onto Front Street. Proceed North on Front Street to signed event parking entrances near Front Street and Nationwide Blvd.

FROM EAST (ON I-70)

West on I-70. Get off at Downtown exit. Continue onto Mound Street to Front Street. Turn right onto Front Street. Proceed North on Front Street to signed event parking entrances near Front Street and Nationwide Blvd.

FROM EAST (ON I-670)

West on I-670. Exit at Neil Avenue. Turn left at intersection onto Neil Avenue. Proceed to the signed event parking entrances.

FROM WEST (ON I-70)

East on I-70 to I-670 East. Exit at Neil Avenue. Turn right at intersection onto Neil Avenue. Turn left onto Nationwide Blvd. Proceed to the signed event parking entrances. -or- East on I-70 to OH-315 North to I-670 East. Exit at Neil Avenue. Turn right at intersection onto Neil Avenue. Turn left onto Nationwide Blvd. Proceed to the signed event parking entrances.

FROM WEST (ON I-670)

East on I-670. Exit onto Neil Avenue. Turn right at intersection onto Neil Avenue. Turn left onto Nationwide Blvd. Proceed to the signed event parking entrances.



One outstanding feature that sets Nationwide Arena apart as a premier sports and entertainment facility is the OhioHealth Ice Haus, the club's official practice rink attached to the main arena. The Blue Jackets hold the distinction of being the first team in the National Hockey League to have its practice rink located at the same location where it plays its games. This unique configuration has since been used as a model for new NHL buildings.

The OhioHealth Ice Haus is a 63,000-square-foot facility located on the west side of Nationwide Arena. It contains four separate team locker rooms and one officials' room. As the practice home of the Blue Jackets and the official home rink of the Ohio Junior Blue Jackets Tier 1 AAA hockey program and several Central Ohio high school teams, the OhioHealth Ice Haus features fixed seating for 750 people and an overall capacity of 1,500.

In addition, the facility is also used for youth hockey, figure skating, public skating and private rentals. During Blue Jackets games, fans can check out the action within the OhioHealth Ice Haus from the open viewing areas located on the main concourse and inside the arena's pub.

In addition to the OhioHealth Ice Haus in downtown Columbus, other facilities within the family of OhioHealth Chiller Ice Rinks include three suburban locations – OhioHealth Chiller Dublin, OhioHealth Chiller Easton, and OhioHealth Chiller North. Each location has two sheets of ice with OhioHealth Chiller North recently adding a third sheet to keep up with the demand in Central Ohio. The expansion added one regulation National Hockey League rink, four public locker rooms with shower facilities, as well as six private locker rooms that can serve as home base for area high school or travel hockey teams. The additional sheet of ice provides approximately 80 weekly hours for high-demand programming at the facility.

Also, part of the OhioHealth Chiller family, the OhioHealth Chiller Ice Works is a single-rink facility located in Worthington. Outside of central Ohio, the Chiller Ice Rinks group operates NTPRD (National Trail Parks and Recreation District) Chiller in Springfield, Ohio, as well.

For additional information on any of the rinks, visit www.thechiller.com.



OhioHealth Ice Haus
200 W. Nationwide Blvd.
Columbus, OH 43215
(614) 246-3380

OhioHealth Chiller Dublin
7001 Dublin Park Dr.
Dublin, OH 43016
(614) 764-1000

OhioHealth Chiller Easton
3600 Chiller Lane
Columbus, OH 43219
(614) 475-7575

OhioHealth Chiller North
8144 Highfield Dr.
Lewis Center, OH 43035
(614) 549-0009

OhioHealth Chiller Ice Works
401 E. Wilson Bridge Rd.
Worthington, OH 43085
(614) 433-9600

NTPRD Chiller
301 West Main St.
Springfield, OH 45504
(937) 323-RINK (7465)



BLUE JACKETS ON BALLY SPORTS OHIO

Bally Sports Ohio has been the television home of Blue Jackets hockey since the inaugural 2000-01 season, and its Emmy-winning coverage will feature 81 regular season games during the 2024-25 season.

The Bally Sports Ohio/Blue Jackets broadcast team features play-by-play announcer Steve Mears, color analyst and former CBJ wing Jody Shelley, studio analyst and former CBJ defenseman Jean-Luc Grand-Pierre, host Brian Giesenschlag and rink side reporter Dave Maetzold.

Bally Sports Ohio brings the excitement of the NHL to homes across Ohio, as well as parts of Kentucky and West Virginia. Throughout the season, live game night coverage on Bally Sports Ohio begins with Blue Jackets Live presented by Central Ohio Toyota Dealers, a 30-minute pre-game show featuring highlights, player interviews and analysis.

Coverage continues after the game with the post-game edition of Blue Jackets Live presented by IGS Energy. The pre- and post-game shows are hosted by Giesenschlag and Grand-Pierre.



STEVE MEARS

Television Play-by-Play

Steve Mears was named the play-by-play announcer for Columbus Blue Jackets hockey on Bally Sports Ohio on July 2, 2024. He has enjoyed a broadcasting career spanning over two decades.

Mears spent 18 years broadcasting games and serving as a host on NHL Network, as well as handling play-by-play duties for the Pittsburgh Penguins and New York Islanders. He has been the play-by-play voice for numerous high-profile NHL and international hockey competitions, including the Stanley Cup Final, All-Star Games, outdoor games and the IIHF World Junior Championships. In 2024, he called play-by-play action on TNT during the Stanley Cup Playoffs and hosted NHL DataCast powered by AWS, an alternative broadcast that used NHL EDGE data to provide fans with a new way to watch the Western Conference Final series between the Dallas Stars and Edmonton Oilers on truTV and Max.

The 44-year-old is a native of Western Pennsylvania and a graduate of Bowling Green State University, where he broadcast games for the Falcons

hockey team. He comes to Columbus after spending the past seven seasons with the Penguins, calling the action on both television and radio since 2017. Prior to that he spent five seasons with NHL Network, serving as host of NHL Live, NHL NOW and as the play-by-play voice for NHL International. He also broadcast games for the New York Rangers and was a host on the MSG Radio Network during his time in New York City.

Mears began his career as the voice of the Central Hockey League's Bossier-Shreveport Mudbugs, where he spent four seasons and was named the CHL Broadcaster of the Year in 2005. He then joined the Islanders as the club's radio play-by-play announcer from 2006-09 before returning to Pittsburgh as a host on the Penguins Radio Network and contributor on PenTV from 2009-12. In addition, he served as the host of MLB Tonight on MLB Network from 2015-17 and called play-by-play action for U.S. Open tennis matches from 2020-22.

Mears and his wife, Kirstin, reside in Dublin with their son, Carter.



JODY SHELLEY

Television Analyst & Team Ambassador

Former Columbus Blue Jackets forward Jody Shelley rejoined the organization in August 2013 when he was named a broadcast associate and team ambassador. He began serving as the club's television color analyst on Bally Sports Ohio in 2014. In addition to his broadcast duties, the Columbus fan favorite is also actively

engaged in various business and community initiatives for the franchise, including leading the organization's alumni group.

In addition to his duties on Bally Sports Ohio, Shelley is featured on Jackets TV on BlueJackets.com and co-hosts "The Inside Edge" with club radio play-by-play announcer Bob McElligott, a weekly radio show on the Blue Jackets Radio Network and flagship station Sports Radio 97.1 The Fan.

Shelley, who retired in 2013 after a career that spanned 16 years and over 600 NHL games, was signed by the Blue Jackets as a free agent on Jan. 31, 2001 and made his NHL debut with the club against the Pittsburgh Penguins on Feb. 17, 2001. He went on to appear in 380 games with the club, registering 11 goals and 18 assists for 29 points with 1,025 penalty minutes. He led the Blue Jackets in penalty minutes four times (2001-06) and owns the club record for penalty minutes in a season with 249 PIM in 2002-03. Through

the 2018-19 campaign, Shelley sits second on the club's all-time list in penalty minutes. He was also an active participant in the club's community initiatives through the Columbus Blue Jackets Foundation and received the team's Community Service Award for the 2006-07 season.

After leaving Columbus in January 2008, Shelley spent parts of three seasons with the San Jose Sharks. He then joined the New York Rangers during the 2009-10 season before spending his final three campaigns with the Philadelphia Flyers. He wrapped up his NHL career with 18-36-54 and 1,538 penalty minutes in 627 games. He also appeared in nine Stanley Cup Playoff games with San Jose and Philadelphia.

Prior to turning professional, he spent three seasons with the Halifax Mooseheads of the Quebec Major Junior Hockey League. He tallied 48-50-98 and 933 penalty minutes in 181 games from 1994-97 and had his number 25 retired by the club. He began the 1997-98 season at Dalhousie University before making his pro debut with the American Hockey League's Saint John Flames that same year.

Shelley was born on February 7, 1976 in Thompson, Manitoba and raised in Yarmouth, Nova Scotia. He and his wife, Mandy, are the parents of a son, Owen, and daughter, Evelyn. The family resides in Powell.



JEAN-LUC GRAND-PIERRE

Pre- and Post-Game TV Analyst

Original Blue Jacket Jean-Luc Grand-Pierre rejoined the organization as a studio analyst for the club's broadcast team on Bally Sports Ohio on September 3, 2019. He joins Brian Giesenschlag on Blue Jackets Live pre- and post-game shows and intermissions during games televised by the network.

Grand-Pierre served as a contributor on Blue Jackets radio broadcasts during the Stanley Cup Playoffs from 2017-19. He was a member of the Blue Jackets' inaugural team in 2000-01 and appeared in 202 games with the club, registering four goals and 10 assists for 14 points with 239 penalty minutes between 2000-04. He tallied 7-13-20 and 311 penalty minutes in 269 career

NHL games with Columbus, Buffalo, Atlanta and Washington and went on to play professionally in Sweden, Finland and Germany before retiring in 2013.

A native of Montreal, Quebec, Grand-Pierre was a seventh-round pick of the St. Louis Blues in the 1995 NHL Draft. He played for Beauport and Val-d'Or in the Quebec Major Junior Hockey League before making his professional debut with the American Hockey League's Rochester Americans in 1997-98 and appearing in his first NHL game with the Sabres the following season. He was acquired by Columbus in a trade with Buffalo on June 23, 2000.

He and his wife, Jennifer, are the parents of a daughter, Darby, and son, Denny. Darby is a science teacher at New Albany middle school and Denny is in his freshman year of college. The family resides in New Albany.

BLUE JACKETS RADIO NETWORK

Fans can listen to Bob McElligott call Blue Jackets game action with host Dylan Tyrer on radio in Columbus via flagship station WBNS FM 97.1 or WODC 93.3 The Bus during Ohio State football and basketball conflicts. Games can also be heard streaming on BlueJackets.com and the Blue Jackets app, as well as on radio across Ohio and West Virginia via the Columbus Blue Jackets Radio Network affiliates:

WSAI-AM 1360 Cincinnati; WNCO-AM 1340 Ashland; WMAN-AM 1400 Mansfield; WING-AM 1410 Dayton; WKTN-FM 95.3, Kenton; WJAW-FM 100.9

McConnelsville; WMOA-AM 1490/FM 101.3 Marietta; WFOB-AM 1430/FM 105.7, WBVI- FM 96.7 Fostoria; WMRN-AM 1490 Marion; WLTP-AM 910, Parkersburg, WV; WFIN-AM 1330/FM 95.5 Findlay/Bowling Green; WWSR-FM 93.1 Lima; WEOL-AM 930/FM 100.3, Elyria/Lorain; WMOH-AM 1450 Hamilton; WJER-AM 1450/FM 100.9, Dover/New Philadelphia; WINT-AM 1330/FM 101.5 Willoughby/Ashtabula; WMOV-AM 1360/FM 106.9/FM 93.5 Ravenswood/Point Pleasant/Ripley, WV; WLDR-AM 1270/FM 96.7 Delaware/Marysville; WBEX-AM 1490/FM 972.7 Chillicothe.



BOB McELLIOTT

Radio Play-by-Play

Bob McElligott joined the Columbus Blue Jackets broadcast team in August 2009 as radio broadcaster and assumed play-by-play duties prior to the 2013-14 season. In addition to describing the action of all 82 regular season games, as well as playoff games, McElligott hosts #CBJin30, a podcast that airs throughout

the season. The podcast can be found at bluejackets.com, the CBJ mobile app or your favorite podcast platforms. McElligott also gets together with TV color analyst Jody Shelley to bring you The Inside Edge at 7:00 p.m. Wednesday nights on 97.1 The Fan, flagship station of the Blue Jackets Radio Network. You can also find him hosting features on Jackets TV, available at bluejackets.com and the CBJ mobile app.

Before moving to Columbus, McElligott spent ten seasons serving as the broadcaster for the Syracuse Crunch, the Blue Jackets' American Hockey League affiliate at the time. In addition to calling the action on radio and television for the Crunch, he produced a regular Crunch feature for the Blue Jack-


ets Radio Network and called play-by-play action during several Blue Jackets games as a fill in.

Beyond his work with the AHL club, the Somerset, Pennsylvania native has been the radio and television voice of the Syracuse Chiefs of the International Baseball League. McElligott has called football, basketball, hockey and lacrosse at both the collegiate and high school levels for Spectrum and ESPN3.com. He also hosted talk shows and provided morning and afternoon sports updates at WSYR in Syracuse.

McElligott began his career in professional sports as the mascot for the Johnstown (PA) Chiefs of the ECHL. He later served as the radio voice of the team. McElligott also called Single-A baseball in Kinston (NC), Wilmington (DE), Prince William (VA) and Salem (VA), all members of the Carolina League.

Outside of the Blue Jackets, McElligott acts as a consultant to students in the video production program at Bishop Hartley High School. He also works with students on internet broadcasts of Hartley football and baseball games.

He and his wife, Kathy, are the parents of sons, Matthew and Braden.



IN LOVING MEMORY

JOHNNY GAUDREAU

1993 - 2024



PLAYER INFORMATION



DRAFT (RD/PICK)

FREE AGENT (SIGNED)

TRADE/WAIVERS (TEAM/DATE)

2011	Boone Jenner (2nd/37th)
2012	
2013	
2014	Elvis Merzlikins (3rd/76th)
2015	Zach Werenski (1st/8th)
2016	
2017	Daniil Tarasov (3rd/86th)
2018	Kirill Marchenko (2nd/49th) Tim Berni (6th/159th) Trey Fix-Wolansky (7th/204th)
2019	Dmitri Voronkov (4th/114th)
2020	Yegor Chinakhov (1st/21st) Samuel Knazko (3rd/78th) Mikael Pyyhtia (4th/114th) Ole Julian Bjorgvik-Holm (5th/145th)
2021	Kent Johnson (1st/5th) Cole Sillinger (1st/12th) Corson Ceulemans (1st/25th) Stanislav Svozil (3rd/69th) Guillaume Richard (4th/101st) Nikolai Makarov (5th/132nd) James Malatesta (5th/133rd) Martin Rysavy (7th/197th)
2022	David Jiricek (1st/6th) Denton Mateychuk (1st/12th) Luca Del Bel Belluz (2nd/44th) Jordan Dumais (3rd/96th) Kirill Dolzhenkov (4th/109th) Sergei Ivanov (5th/138th) James Fisher (7th/203rd)
2023	Adam Fantilli (1st/3rd) Gavin Brindley (2nd/34th) William Whitelaw (3rd/66th) Andrew Strathmann (4th/98th) Luca Pinelli (4th/114th) Melvin Strahl (5th/156th) Oiva Keskinen (7th/194th) Tyler Peddle (7th/224th)
2024	Cayden Lindstrom (1st/4th) Charlie Elick (2nd/36th) Evan Gardner (2nd/60th) Luca Marrelli (3rd/86th) Tanner Henricks (4th/101st) Luke Ashton (6th/165th)

2011	
2012	
2013	
2014	
2015	
2016	
2017	
2018	
2019	
2020	Jake Christiansen (Mar. 4) *
2021	Justin Danforth (May 3) Sean Kuraly (July 28)
2022	Jet Greaves (Feb. 20) * Erik Gudbranson (July 13) Nolan Lalonde (Oct. 2) *
2023	Cameron Butler (Mar. 16) * Hunter McKown (Mar. 20) *
2024	Max McCue (Mar. 1) * Cole Clayton (July 1) * Owen Sillinger (July 1) Sean Monahan (July 1) Dylan Gambrell (July 2) Jack Johnson (July 3) Zach Sawchenko (July 7) James van Riemsdyk (Sept. 15) Kevin Labanc (Oct. 5)

2011	
2012	
2013	
2014	
2015	
2016	
2017	
2018	
2019	
2020	
2021	
2022	Aidan Hreschuk (March 21) Mathieu Olivier (June 30)
2023	Ivan Provorov (June 6) Damon Severson (June 9)
2024	Jordan Harris (Aug. 19) Zach Aston-Reese (Oct. 7)

SUMMARY OF ACQUISITIONS

Players selected in NHL Draft:	41
Players acquired via trades/waivers:	6
Players signed as free agents:	17

* Signed Entry Level Contract
+ Claimed off waivers



ORGANIZATIONAL ROSTER

FORWARDS	HT.	WT.	DOB	BIRTHPLACE	SHOOTS	'23-24 CLUB	LEAGUE	GP	G	A	PTS.	+/-	PIM						
27 Aston-Reese, Zach	6-1	200	8-10-94	Staten Island, New York	L	Detroit	NHL	3	0	0	0	0	2						
						Grand Rapids	AHL	61	14	16	30	4	53						
45 Brindley, Gavin	5-8	173	10-5-04	Estero, Florida	R	Michigan	Big 10	51	2	6	8	17	28						
						COLUMBUS	NHL	1	0	0	0	0	0						
37 Butler, Cameron	6-4	215	6-9-02	Ottawa, Ontario	R	COLUMBUS	NHL	1	0	0	0	0	0						
						Cleveland	AHL	51	2	6	8	-10	71						
59 Chinakhov, Yegor	6-1	201	2-1-01	Omsk, Russia	L	COLUMBUS	NHL	53	16	13	29	-3	6						
						Cleveland	AHL	3	3	1	4	0	2						
17 Danforth, Justin	5-8	188	3-15-93	Oshawa, Ontario	R	COLUMBUS	NHL	71	10	16	26	-10	26						
65 Del Bel Belluz, Luca	6-1	185	11-10-03	Woodbridge, Ontario	L	COLUMBUS	NHL	1	1	0	1	1	0						
						Cleveland	AHL	58	9	22	31	-2	12						
						Dolzhenkov, Kirill	6-6	234	4-20-04	Moskva, Russia	L	CSKA Moskva	KHL	39	4	5	9	9	17
						Zvezda Moskva	VHL	15	5	5	10	0	16						
						Krasnaya Armiya	MHL	2	0	2	2	1	0						
69 Dumais, Jordan	5-8	175	4-15-04	Montreal, Quebec	R	Halifax	QMJHL	21	16	31	47	25	6						
19 Fantilli, Adam	6-2	199	10-12-04	Nobleton, Ontario	L	COLUMBUS	NHL	49	12	15	27	-21	16						
79 Fisher, James	6-2	192	4-28-04	Burlington, Massachusetts	R	Penticton	BCHL	54	20	16	36	0	53						
64 Fix-Wolansky, Trey	5-7	193	5-26-99	Edmonton, Alberta	R	COLUMBUS	NHL	11	2	1	3	0	2						
						Cleveland	AHL	58	26	34	60	17	48						
57 Gambrell, Dylan	6-0	191	8-26-99	Bonney Lake, Washington	R	Toronto	AHL	66	14	22	36	-5	16						
38 Jenner, Boone	6-2	209	6-15-93	Dorchester, Ontario	L	COLUMBUS	NHL	58	22	13	35	-8	28						
91 Johnson, Kent	6-0	180	10-18-02	Port Moody, British Columbia	L	COLUMBUS	NHL	42	6	10	16	-2	10						
						Cleveland	AHL	10	5	10	15	5	0						
83 Keskinen, Oiva	6-0	181	2-28-04	Ylojarvi, Finland	L	Tappara	Liiga	54	7	20	27	20	6						
7 Kuraly, Sean	6-2	215	1-20-93	Niagara Falls, New York	L	COLUMBUS	NHL	62	9	9	18	-5	40						
62 Labanc, Kevin	5-11	185	12-12-95	Brooklyn, New York	R	San Jose	NHL	46	2	7	9	-27	16						
28 Lindstrom, Cayden	6-3	209	2-3-06	Chetwynd, British Columbia	L	Medicine Hat	WHL	32	27	19	46	12	66						
67 Malatesta, James	5-9	193	5-31-03	Montreal, Quebec	L	COLUMBUS	NHL	11	2	2	4	-1	5						
						Cleveland	AHL	56	12	10	22	-4	79						
86 Marchenko, Kirill	6-3	198	7-21-00	Barnaul, Russia	R	COLUMBUS	NHL	78	23	19	42	-5	14						
93 McCue, Max	6-1	182	2-10-03	Sudbury, Ontario	L	London	OHL	62	27	34	61	27	110						
41 McKown, Hunter	6-1	192	8-18-02	San Jose, California	R	Cleveland	AHL	53	9	15	24	3	26						
23 Monahan, Sean	6-2	197	10-12-94	Brampton, Ontario	L	Montreal	NHL	49	13	22	35	-10	10						
						Winnipeg	NHL	34	13	11	24	9	2						
24 Olivier, Mathieu	6-1	226	2-11-97	Biloxi, Mississippi	R	COLUMBUS	NHL	54	5	7	12	-4	70						
88 Peddle, Tyler	6-1	207	1-28-05	Antigonish, Nova Scotia	L	Drummondville	QMJHL	37	6	8	14	1	32						
						Saint John	QMJHL	28	11	7	18	-23	27						
53 Pinelli, Luca	5-9	172	4-5-05	Stoney Creek, Ontario	L	Ottawa	OHL	68	48	34	82	1	44						
82 Pyyhtia, Mikael	6-0	176	12-17-01	Turku, Finland	L	COLUMBUS	NHL	17	0	2	2	-5	0						
						Cleveland	AHL	60	7	21	28	-1	6						
68 Rysavy, Martin	6-2	220	3-6-03	Prerov, Czech Republic	L	Moose Jaw	WHL	63	25	19	44	17	36						
4 Sillinger, Cole	6-1	202	5-16-03	Columbus, Ohio	L	COLUMBUS	NHL	77	13	19	32	-4	46						
12 Sillinger, Owen	5-10	182	9-23-97	Regina, Saskatchewan	L	Cleveland	AHL	69	11	29	40	0	66						
21 van Riemsdyk, James	6-3	209	5-4-89	Middletown, New Jersey	L	Boston	NHL	71	11	27	38	7	20						
10 Voronkov, Dmitri	6-5	227	9-10-00	Angarsk, Russia	L	COLUMBUS	NHL	75	18	16	34	-6	52						
						Cleveland	AHL	4	0	1	1	-1	2						
48 Whitelaw, William	5-9	177	2-5-05	Rosemount, MN	L	Wisconsin	Big 10	37	10	7	17	3	17						

PRONUNCIATION

Zach Aston-Reese
Yegor Chinakhov
Luca Del Bel Belluz
Kirill Dolzhenkov
Jordan Dumais
Trey Fix-Wolansky
Boone Jenner

A-stuhn-REES
YEH-gohr CHEE-nih-kawf
Dehl behl BEH-looz
doh-ZEHN-kahv
Doo-may
FIX-wuhl-AN-skee
JEH-nehr

Sean Kuraly
Kevin Labanc
Kirill Marchenko
Mathieu Olivier
Mikael Pyyhtia
Martin Rysavy
Dmitri Voronkov

kuh-RA-lee
lah-BANK
mahr-CHEHN-koh
oh-LIHV-ee-ay
PEW-fee-uh
RIGH-sav-ee
voh-RAWN-kahv

ORGANIZATIONAL ROSTER



DEFENSE	HT.	WT.	DOB	BIRTHPLACE	SHOOTS	'23-24 CLUB	LEAGUE	GP	G	A	PTS.	+/-	PIM	
87	Ashton, Luke	6-7	231	1-21-05	North Vancouver, British Columbia	L	Langley	BCHL	53	18	18	36	...	18
75	Berni, Tim	6-0	193	2-11-00	Mannedorf, Switzerland	L	Genève-Servette	NL	41	4	9	13	-5	16
94	Bjorgvik-Holm, Ole Julian	6-4	201	5-23-02	Oslo, Norway	L	Cleveland	AHL	2	0	0	0	-3	0
							Cincinnati	ECHL	57	5	28	33	-8	38
2	Christiansen, Jake	6-0	197	9-12-99	West Vancouver, British Columbia	L	COLUMBUS	NHL	12	0	2	2	-5	2
							Cleveland	AHL	62	13	33	46	8	34
34	Clayton, Cole	6-2	198	2-29-00	Strathmore, Alberta	R	Cleveland	AHL	59	5	15	20	4	31
74	Ceulemans, Corson	6-2	191	5-5-03	Regina, Saskatchewan	R	Cleveland	AHL	47	3	9	12	-11	12
57	Elick, Charlie	6-3	206	1-17-06	Villach, Austria	R	Brandon	WHL	65	4	23	27	4	71
44	Gudbranson, Erik	6-5	221	1-7-92	Ottawa, Ontario	R	COLUMBUS	NHL	78	6	20	26	-14	74
54	Harris, Jordan	5-11	187	7-7-00	Haverhill, Massachusetts	L	Montreal	NHL	56	3	11	14	-5	22
85	Henricks, Tanner	6-4	206	7-25-06	Mission Viejo, California	R	Lincoln	USHL	59	0	9	9	-12	12
56	Hreschuk, Aidan	5-11	198	2-19-03	Long Beach, California	L	Boston College	Hockey East	41	2	14	16	21	30
55	Jiricek, David	6-4	204	11-28-03	Klatovy, Czech Republic	R	COLUMBUS	NHL	43	1	9	10	-4	22
							Cleveland	AHL	29	7	12	19	-16	21
3	Johnson, Jack	6-2	225	1-13-87	Indianapolis, Indiana	L	Colorado	NHL	80	3	13	16	15	38
52	Knazko, Samuel	6-1	196	8-7-02	Trencin, Slovakia	L	Cleveland	AHL	44	2	10	12	-6	12
	Makarov, Nikolai	6-1	194	1-12-03	Perm, Russia	L	CSKA Moskva	KHL	28	0	2	2	9	8
							Zvezka Moskva	VHL	8	0	7	7	3	6
54	Marrelli, Luca	6-2	184	10-4-05	Toronto, Ontario	R	Oshawa	OHL	67	6	51	57	28	16
5	Mateychuk, Denton	5-11	185	7-12-04	Winnipeg, Manitoba	L	Moose Jaw	WHL	52	17	58	75	35	31
9	Provorov, Ivan	6-1	213	1-13-97	Yaroslavl, Russia	L	COLUMBUS	NHL	82	5	27	32	-11	20
	Richard, Guillaume	6-1	176	2-10-03	Quebec, Quebec	L	Providence College	Hockey East	35	3	15	18	5	27
78	Severson, Damon	6-2	204	8-7-94	Brandon, Manitoba	R	COLUMBUS	NHL	67	9	19	28	-10	51
49	Strathmann, Andrew	5-11	192	2-27-05	Beach Park, Illinois	L	Youngstown	USHL	48	7	32	39	7	120
81	Svozil, Stanislav	6-0	192	1-17-03	Prerov, Czech Republic	L	Cleveland	AHL	57	5	18	23	1	24
8	Werenski, Zach	6-2	211	7-19-97	Grosse Pointe, Michigan	L	COLUMBUS	NHL	70	11	46	57	0	22

GOALTENDERS	HT.	WT.	DOB	BIRTHPLACE	CATCHES	'23-24 CLUB	LEAGUE	GP	MIN	W-L-OT/T	GAA	SV%	
35	Gardner, Evan	6-1	178	1-25-06	Fort St. John, British Columbia	L	Saskatoon	WHL	30	1,665	21-5-0	1.91	.927
73	Greaves, Jet	6-0	190	3-30-01	Cambridge, Ontario	L	COLUMBUS	NHL	9	327	3-6-0	3.49	.908
							Cleveland	AHL	46	1,449	30-12-4	2.93	.910
	Ivanov, Sergei	5-11	165	4-3-04	Chernushka, Russia	L	Admiral Vladivostok	KHL	33	1,086	8-17-3	2.63	.928
							SKA St. Petersburg	KHL	3	70	1-1-0	1.18	.957
							SKA-Neva	VHL	1	27	1-0-0	3.00	.889
31	Lalonde, Nolan	6-1	194	2-14-04	Kingston, Ontario	L	Erie	OHL	4	209	0-2-1	4.59	.837
							Saginaw	OHL	32	1,802	21-6-1	3.16	.874
90	Merzlikins, Elvis	6-3	190	4-13-94	Riga, Latvia	L	COLUMBUS	NHL	41	2,259	13-17-8	3.45	.897
36	Sawchenko, Zach	6-1	187	12-30-97	Calgary, Alberta	L	Abbotsford	AHL	6	132	4-1-0	2.12	.924
60	Strahl, Melvin	6-3	169	3-18-05	Solleftea, Sweden	L	MoDo	Nationell	30	852	13-15-0	2.91	.903
40	Tarasov, Daniil	6-5	203	3-27-99	Novokuznetsk, Russia	L	COLUMBUS	NHL	24	1,376	8-11-3	3.18	.908
							Cleveland	AHL	4	210	2-1-0	2.57	.915

PRONUNCIATION

Tim Berni
Ole Julian Bjorgvik-Holm
Corson Ceulemans
Sergei Ivanov
David Jiricek
Samuel Knazko

BUHR-nee
BEE-YORK-vihk - HOLM
CUHL-uh-mans
IGH-vuhn-ahv
YIH-reh-chehk
kuh-NAZ-koh

Denton Mateychuk
Elvis Merzlikins
Guillaume Richard
Stanislav Svozil
Daniil Tarasov
Zach Werenski

mah-TAY-chuk
EHL-vihns muhrz-LIH-kihns
GEE-OHM rih-CHAHRD
S'VOH-zihl
Da-NIHL TAIR-ra-sahv
wuh-REHN-skee



27 ZACH ASTON-REESE

ZAK A-stuhn-REES



POSITION: Forward

SHOT: Left

HEIGHT: 6'1"

WEIGHT: 200

BORN: August 10, 1994

BIRTHPLACE: Staten Island, New York

RESIDES: Staten Island, New York

reesensteen

NHL YEAR: 8th

CBJ YEAR: 1st

CONTRACT STATUS: Signed Through 2024-25 (UFA)

2023-24 SEASON

- ★ Skated in three games for Detroit
- ★ Spent majority of season with the Red Wings' AHL affiliate, Grand Rapids Griffins, posting 14-16-30 and 53 penalty minutes in 61 games

CAREER HIGHLIGHTS

- ★ Set career highs in goals and games played with 10-4-14 in 77 appearances with Toronto
- ★ Split 2021-22 campaign between Pittsburgh and Anaheim, combining for 5-10-15 in 69 outings
- ★ Set career highs in assists and hits in 2021-22 and ranked 11th-T among NHL forwards in hits with 231
- ★ Registered 9-6-15 in 45 contests with Pittsburgh in 2020-21, missing 11 games due to a shoulder injury
- ★ Collected 6-7-13 and 136 hits in 57 games with the Penguins in 2019-20
- ★ Split the 2018-19 campaign between Pittsburgh and Wilkes-Barre/Scranton and registered a NHL single-season career high in points with 8-9-17 and 138 hits in 43 outings
- ★ Led Penguins rookies in goals and hits and ranked second in assists and points in 2018-19
- ★ Played for both Pittsburgh and Wilkes-Barre/Scranton in his first full pro season in 2017-18, posting 13-22-35 in 57 combined games
- ★ Finished second among Wilkes-Barre/Scranton rookies in assists and points-per-game and fourth in points with 9-20-29 in 41 contests in 2017-18
- ★ Made his pro debut at the end of the 2016-17 season, collecting 3-5-8 in 10 AHL outings with Wilkes-Barre/Scranton

AMATEUR CAREER

- ★ Totaled 66-82-148 and 182 penalty minutes in 145 career games over four seasons at Northeastern University from 2013-17
- ★ Served as an alternate captain in his final two college campaigns from 2016-17
- ★ Named a NCAA First-Team All-American and captured the Hockey East's Player of the Year and named to the league's First All-Star Team as a senior in 2016-17 after leading the NCAA in goals and points with 31-32-63 in 38 games at Northeastern
- ★ Led Northeastern in assists and points and ranked second in goals with 14-29-43 in his junior campaign in 2015-16
- ★ Registered 16-34-50 and 188 penalty minutes in 140 career USHL appearances with Des Moines and Lincoln from 2010-13

PERSONAL

- ★ Nickname is "Reeser"
- ★ Started playing hockey at the age of four and grew up idolizing Alexei Kovalev
- ★ Wanted to be a doctor when he grew up
- ★ Learned to play chess during the COVID-19 pandemic
- ★ Would want the ability to mind read if he could choose any superpower
- ★ Favorite movie is *Whiplash* and favorite TV show is *Regular Show*
- ★ His favorite athlete of all-time is Tiger Woods

CAREER TRANSACTIONS

- ★ Claimed off waivers by Columbus from Vegas on Oct. 7, 2024
- ★ Signed a one-year, two-way NHL/AHL contract as a free agent with the Golden Knights on July 1, 2024
- ★ Signed a one-year, two-way NHL/AHL contract as a free agent with Detroit on Oct. 8, 2023
- ★ Signed a one-year contract as a free agent with Toronto on Oct. 9, 2022
- ★ Acquired by Anaheim with F Dominik Simon, G Calle Clang and a 2022 second round pick from Pittsburgh in exchange for RW Rickard Rakell on Mar. 21, 2022
- ★ Signed a one-year contract extension with the Penguins on Aug. 5, 2021
- ★ Signed a two-year contract extension with Pittsburgh on July 22, 2019
- ★ Signed a two-year, entry level contract with the Penguins on Mar. 14, 2017





27 ZACH ASTON-REESE

SINGLE SEASON HIGHS

GP:	77, 2022-23
G:	10, 2022-23
A:	10, 2021-22
PTS:	17, 2018-19
+/-:	12, 2018-19
PIM:	28 (2x), 2021-22
PPG:	0
SHG:	1 (3x), 2020-21
GWG:	2, 2022-23
S:	98, 2019-20
S%:	20.0, 2017-18
TOI:	14:37, 2020-21
Hits:	231, 2021-22
Bks:	43, 2022-23
Multi-G GP:	2, 2022-23
Multi-A GP:	2, 2011-12
Multi-Pt GP:	2 (4x), 2022-23

CAREER HIGHLIGHTS

Multi-G GP:	5x, Apr. 4, 2023 vs. CBJ (2-0-2)
Multi-A GP:	4x, Nov. 18, 2021 at MTL (0-2-2)
Multi-Pt GP:	10x, Apr. 4, 2023 vs. CBJ (2-0-2)
3-PT GP:	2x, Oct. 13, 2019 at WPG (2-1-3)
4+ PT GP:	0
OTG:	0

MILESTONES

1st GP:	Feb. 3, 2018 at NJD
1st G:	Feb. 13, 2018 vs. OTT (2 goals)
1st A:	Feb. 9, 2018 at DAL
100th GP:	Jan. 4, 2020 at MTL
200th GP:	Feb. 8, 2022 at BOS
300th GP:	Apr. 1, 2023 at OTT

HAT TRICKS - 0

Date	Opp.	Goalie
------	------	--------

SHOOTOUTS

	G	S	S%	GDG
2023-24	0	0	0.0	0
CAREER	0	0	0.0	0

VS. THE NHL

TEAM	GP	G	A	PTS	PIM
ANAHEIM	5	0	1	1	6
ARIZONA	7	0	2	2	0
BOSTON	17	3	2	5	4
BUFFALO	16	1	1	2	19
CALGARY	7	0	0	0	4
CAROLINA	9	3	1	4	2
CHICAGO	8	0	1	1	2
COLORADO	6	0	1	1	0
COLUMBUS	15	4	1	5	6
DALLAS	12	0	1	1	2
DETROIT	10	0	0	0	2
EDMONTON	7	1	3	4	2
FLORIDA	13	1	1	2	9
LOS ANGELES	7	0	0	0	9
MINNESOTA	7	1	2	3	2
MONTRÉAL	12	2	2	4	4
NASHVILLE	4	0	1	1	0
NEW JERSEY	21	2	6	8	8
NY ISLANDERS	16	1	1	2	2
NY RANGERS	10	2	3	5	2
OTTAWA	11	3	0	3	0
PHILADELPHIA	18	5	3	8	6
PITTSBURGH	4	1	0	1	4
SAN JOSE	7	1	0	1	6
SEATTLE	4	0	0	0	4
ST. LOUIS	8	1	0	1	5
TAMPA BAY	10	0	0	0	8
TORONTO	6	1	0	1	2
VANCOUVER	5	2	0	2	2
VEGAS	5	0	1	1	2
WASHINGTON	16	4	2	6	2
WINNIPEG	7	3	2	5	0
NHL TOTALS:	310	42	38	80	126

GAME HIGHS

G:	2 (5x), Apr. 4, 2023 vs. CBJ
A:	2 (4x), Nov. 18, 2021 at MTL
PTS:	3 (2x), Oct. 13, 2019 at WPG
PIM:	7 (2x), Nov. 16, 2021 vs. BUF
+/-:	3 (2x), Nov. 18, 2021 at MTL
S:	6, Jan. 2, 2022 vs. SJS
TOI:	19:20, Dec. 10, 2021 at WSH
Hits:	10, Oct. 23, 2021 vs. TOR
Bks:	5, Dec. 10, 2018 at NYI
G Streak:	3, Feb. 11-16, 2021 (3-0-3)
A Streak:	2 (6x), Dec. 10-11, 2021 (0-2-2)
Pt Streak:	4 (2x), Feb. 11-18, 2021 (3-1-4)
GP Streak:	57, Oct. 3, 2019-Feb. 16, 2020

PENALTY SHOTS - 0

Date	Opp.	Goalie (Result)
------	------	-----------------

CAREER RECORD

REGULAR SEASON

PLAYOFFS

YEAR	TEAM	LEAGUE	GP	TOI	G	A	PTS	+/-	PIM	PP	SH	GW	S	S%	GP	G	A	PTS	PIM
2010-11	Des Moines	USHL	2	n/a	0	0	0	1	2	0	0	0	4	0.0
	Lincoln	USHL	25	n/a	2	3	5	1	4	0	0	1	23	8.7	1	0	0	0	5
2011-12	Lincoln	USHL	53	n/a	5	10	15	-4	69	1	0	2	89	5.6	8	1	2	3	8
2012-13	Lincoln	USHL	60	n/a	9	21	30	14	113	1	0	1	132	6.8	5	3	2	5	4
2013-14	Northeastern U.	H-East	35	n/a	8	11	19	8	22	1	0	4	67	11.9
2014-15	Northeastern U.	H-East	31	n/a	13	10	23	8	60	5	0	3	88	14.8
2015-16	Northeastern U.	H-East	41	n/a	14	29	43	19	28	5	0	3	143	9.8
2016-17	Northeastern U.	H-East	38	n/a	31	32	63	13	72	13	4	3	161	19.3
	W-B/Scranton	AHL	10	n/a	3	5	8	2	7	1	0	1	25	12.0
2017-18	Pittsburgh	NHL	16	11:23	4	2	6	2	2	0	0	1	20	20.0	9	0	1	1	4
	W-B/Scranton	AHL	41	n/a	9	20	29	21	49	1	1	3	78	11.5
2018-19	Pittsburgh	NHL	43	13:39	8	9	17	12	26	0	1	1	76	10.5	4	0	0	0	0
	W-B/Scranton	AHL	11	n/a	6	3	9	3	18	2	1	0	41	14.6
2019-20	Pittsburgh	NHL	57	14:25	6	7	13	6	28	0	1	0	98	6.1	4	0	1	1	2
2020-21	Pittsburgh	NHL	45	14:37	9	6	15	10	15	0	1	0	79	11.4	6	1	1	2	2
2021-22	Pittsburgh	NHL	52	12:55	2	9	11	8	22	0	0	0	52	3.9
	Anaheim	NHL	17	13:25	3	1	4	1	6	0	0	0	26	11.5
2022-23	Toronto	NHL	77	10:56	10	4	14	-6	25	0	0	2	89	11.2	6	1	0	1	0
2023-24	Detroit	NHL	3	5:09	0	0	0	0	2	0	0	0	1	0.0
	Grand Rapids	AHL	61	n/a	14	16	30	4	53	2	0	4	117	12.0	9	1	1	2	2
NHL TOTALS			310	12:55	42	38	80	33	126	0	3	4	441	9.5	29	2	3	5	8
AHL TOTALS			123	...	32	44	76	30	127	6	2	8	261	12.3	9	1	1	2	2
NCAA TOTALS			145	...	66	82	148	48	182	24	4	13	459	14.4
USHL TOTALS			141	...	16	34	50	...	188	2	0	4	249	6.4	14	4	4	8	17

PLAYERS



59 YEGOR CHINAKHOV

YEH-gohr CHEE-nah-kahv



POSITION: Right Wing

SHOT: Left

HEIGHT: 6'1"

WEIGHT: 201

BORN: February 1, 2001

BIRTHPLACE: Omsk, Russia

RESIDES: Omsk, Russia

X @EgorChinakhov

IG chinakhov_59

NHL YEAR: 4th

CBJ YEAR: 4th

CONTRACT STATUS: Signed Through 2025-26 (RFA)

2023-24 SEASON

- ★ Set single-season career highs in goals, assists, points and time on ice with 16-13-29 and 15:10 TOI in 53 contests
- ★ Collected 5-5-10 in 18 games prior to missing the final 17 games of the season with an upper body injury suffered on Mar. 14 vs. Ottawa
- ★ Recorded points in a career-high six consecutive games from Dec. 8-21 (6-4-10)
- ★ Tallied his first career three-point game with 2-1-3 on Dec. 8 vs. St. Louis

CAREER HIGHLIGHTS

- ★ Set single-season career highs in assists and time on ice with 4-9-13 and 13:15 TOI in 30 contests with Columbus in 2022-23
- ★ Finished the 2022-23 campaign with Cleveland (AHL), posting 3-5-8 and three power play goals in seven contests
- ★ Collected 7-7-14 with four multi-point games in 62 games in his first NHL campaign with Columbus in 2021-22
- ★ Made his NHL debut on Oct. 19, 2021 at Detroit and notched his first career NHL goal on Nov. 15, 2021 vs. Detroit (Thomas Greiss)
- ★ Made his Kontinental Hockey League debut with Avangard Omsk, recording 10-7-17 in 32 regular season games to capture the league's Rookie of the Year Award in 2020-21
- ★ Led all KHL players 20 years or younger in points-per-game (.53) and goals (tied) and ranked second in assists (tied) and points in 2020-21
- ★ Finished third-T on the club in playoff goals with 5-2-7 and 24 penalty minutes in 21 games to help Avangard win the Gagarin Cup for the first time in franchise history in 2020-21
- ★ Made his pro debut in 2019-20, collecting 2-1-3 in two games with Izhstal Izhevsk of Russia's second league (VHL)

AMATEUR CAREER

- ★ Registered 27-42-69 with a +32 plus/minus rating in 56 games with Omskie Yasterby of Russia's junior league in 2019-20
- ★ Finished second in the league in assists, fifth in points and ranked second on his team in goals in 2019-20
- ★ Tallied 8-8-16 with 13 penalty minutes in 37 outings with Omskie Yasterby (MHL) in 2018-19

INTERNATIONAL CAREER

- ★ Skated for Russia at the 2021 IIHF World Junior Championships
- ★ Helped Russia win a bronze medal at the 2018 Hlinka Memorial tournament and a silver medal at the 2019 IIHF U18 World Championships

PERSONAL

- ★ Nickname is "Chinny"
- ★ Started playing hockey at the age of three and idolized Patrick Kane and Alex Ovechkin growing up
- ★ Also played soccer while growing up
- ★ His most memorable moment in hockey was making his NHL debut
- ★ His favorite sport is F1 racing
- ★ Enjoys playing computer games and sleeping on his off days
- ★ His favorite restaurant in Columbus is Jeff Ruby's

CAREER TRANSACTIONS

- ★ Signed a two-year contract extension with the Blue Jackets on June 21, 2024
- ★ Signed a one-year contract extension with Columbus on Apr. 4, 2023
- ★ Signed a three-year entry-level contract with the Blue Jackets on May 2, 2021
- ★ Drafted by Columbus in the first-round, 21st overall, at the 2020 NHL Draft





59 YEGOR CHINAKHOV

SINGLE SEASON HIGHS

GP:	62, 2021-22
G:	16, 2023-24
A:	13, 2023-24
PTS:	29, 2023-24
+/-:	-3, 2023-24
PIM:	16, 2021-22
PPG:	1 (3x), 2023-24
SHG:	0
GWG:	3, 2023-24
S:	110, 2023-24
S%:	14.5, 2023-24
TOI:	15:10, 2023-24
Hits:	50, 2021-22
BkS:	28, 2023-24
Multi-G GP:	2, 2023-24
Multi-A GP:	2 (2x), 2023-24
Multi-Pt GP:	7, 2023-24

GAME HIGHS

G:	2 (3x), Jan. 28, 2024 at SEA
A:	2 (5x), Feb. 17, 2024 at SJS
PTS:	3, Dec. 8, 2023 vs. STL
PIM:	4 (2x), Nov. 28, 2022 vs. VGK
+/-:	3, Nov. 27, 2023 vs. BOS
S:	7, Jan. 15, 2024 vs. VAN
TOI:	21:59, Jan. 15, 2024 vs. VAN
Hits:	4 (2x), Nov. 15, 2022 vs. PHI
BkS:	4, Jan. 20, 2022 at PHI
G Streak:	4, Dec. 8-16, 2023 (5-2-7)
A Streak:	3, Nov. 12-17, 2022 (0-3-3)
Pt Streak:	6, Dec. 8-21, 2023 (6-4-10)
GP Streak:	37, Nov. 12, 2023-Feb. 10, 2024

PENALTY SHOTS - 0

Date	Opp.	Goalie (Result)
------	------	-----------------

CAREER HIGHLIGHTS

Multi-G GP:	3x, Jan. 28, 2024 at SEA (2-0-2)
Multi-A GP:	5x, Feb. 17, 2024 at SJS (0-2-2)
Multi-Pt GP:	13x, Feb. 17, 2024 at SJS (0-2-2)
3-PT GP:	1x, Dec 8, 2023 vs. STL (2-1-3)
4+ PT GP:	0
OTG:	0

MILESTONES

1st GP:	Oct. 19, 2021 at DET
1st G:	Nov. 15, 2021 vs. DET
1st A:	Nov. 6, 2021 vs. COL
100th GP:	Nov. 19, 2023 at PHI

HAT TRICKS - 0

Date	Opp.	Goalie
------	------	--------

SHOOTOUTS

	G	S	S%	GDG
2023-24	0	1	0.0	0
CAREER	2	5	40.0	2

VS. THE NHL

TEAM	GP	G	A	PTS	PIM
ANAHEIM	1	1	0	1	0
ARIZONA	3	0	0	0	4
BOSTON	7	1	2	3	0
BUFFALO	7	0	5	5	2
CALGARY	4	1	2	3	2
CAROLINA	7	2	0	2	0
CHICAGO	4	1	2	3	2
COLORADO	4	0	2	2	0
COLUMBUS	0	0	0	0	0
DALLAS	4	0	0	0	0
DETROIT	4	1	1	2	2
EDMONTON	4	0	0	0	0
FLORIDA	7	2	0	2	0
LOS ANGELES	4	0	0	0	0
MINNESOTA	3	1	0	1	0
MONTREAL	5	2	1	3	0
NASHVILLE	4	0	2	2	2
NEW JERSEY	7	4	1	5	2
NY ISLANDERS	7	1	2	3	0
NY RANGERS	6	1	1	2	2
OTTAWA	3	0	0	0	2
PHILADELPHIA	5	0	1	1	2
PITTSBURGH	7	1	0	1	0
SAN JOSE	1	0	2	2	0
SEATTLE	2	2	0	2	0
ST. LOUIS	5	2	1	3	0
TAMPA BAY	6	0	0	0	2
TORONTO	5	1	1	2	2
VANCOUVER	4	1	3	4	2
VEGAS	4	1	0	1	4
WASHINGTON	7	1	0	1	0
WINNIPEG	4	0	0	0	0
NHL TOTALS:	145	27	29	56	32

CAREER RECORD

REGULAR SEASON

PLAYOFFS

YEAR	TEAM	LEAGUE	GP	TOI	G	A	PTS	+/-	PIM	PP	SH	GW	S	S%	GP	G	A	PTS	PIM
2017-18	Omskie Yastreby	MHL	4	14:09	1	4	5	7	2	0	0	0	11	9.1
2018-19	Omskie Yastreby	MHL	37	14:18	8	8	16	13	4	0	0	1	86	9.3	7	1	1	2	27
	Yastreby U18	Russia U18	8	n/a	7	8	15	9	0	n/a	n/a	n/a	n/a	n/a
2019-20	Izhstal Izhevsk	VHL	2	13:18	2	1	3	3	0	0	0	1	5	40.0
	Omskie Yastreby	MHL	56	19:53	27	42	69	32	16	6	3	5	200	13.5	4	1	0	1	2
2020-21	Avangard Omsk	KHL	32	14:00	10	7	17	-2	6	6	0	2	60	16.7	21	5	2	7	24
2021-22	Columbus	NHL	62	12:30	7	7	14	-27	16	1	0	1	98	7.1
	Cleveland	AHL	1	n/a	1	0	1	0	0	0	0	0	1	100.0
2022-23	Columbus	NHL	30	13:15	4	9	13	-6	10	1	0	0	44	9.1
	Cleveland	AHL	7	n/a	3	5	8	4	0	3	0	0	27	11.1
2023-24	Columbus	NHL	53	15:10	16	13	29	-3	6	1	0	3	110	14.6
	Cleveland	AHL	3	n/a	3	1	4	0	2	3	0	0	10	30.0
CBJ/NHL TOTALS			145	13:38	27	29	56	-36	32	3	0	4	252	10.7
KHL TOTALS			32	14:00	10	7	17	-2	6	6	0	2	60	16.7	21	5	2	7	24
AHL TOTALS			11	...	7	6	13	4	2	6	0	0	38	18.4
VHL TOTALS			2	13:18	2	1	3	3	0	0	0	1	5	40.0
MHL TOTALS			97	17:31	36	54	90	52	22	6	3	6	297	12.1	11	2	1	3	29

PLAYERS



17 JUSTIN DANFORTH

JUHS-tihn DAN-fohrth



POSITION: Right Wing

SHOT: Right

HEIGHT: 5'8"

WEIGHT: 188

BORN: March 15, 1993

BIRTHPLACE: Oshawa, Ontario

RESIDES: Columbus, Ohio

X @Danforth17

Instagram Danforth17

NHL YEAR: 4th

CBJ YEAR: 4th

CONTRACT STATUS: Signed Through 2024-25 (UFA)

2023-24 SEASON

- ★ Set single-season career highs in goals (tied), assists, points and games played with 10-16-26 in 71 outings
- ★ Collected first career three-assist/point game with 0-3-3 on Apr. 13 at Nashville
- ★ Totaled 3-4-7 in 10 games from Dec. 8-30, including points in a career-high four-straight contests from Dec. 23-30 (2-2-4)

CAREER HIGHLIGHTS

- ★ Missed the final 76 games of the 2022-23 campaign due to a shoulder injury suffered on Oct. 22 vs. Pittsburgh
- ★ Named the Blue Jackets' nominee for the Bill Masterton Memorial Trophy by the Columbus chapter of the Professional Hockey Writers Association in 2021-22
- ★ Collected 10-4-14 in 45 games in his first NHL campaign with Columbus in 2021-22
- ★ Posted 23-32-55 with 50 penalty minutes, 12 power play goals and a +3 plus/minus rating in 58 games with Vityaz Podolsk in the Kontinental Hockey League in 2020-21
- ★ Ranked fifth-T in the KHL in power play goals, sixth in points, seventh-T in goals and 11th-T in assists, leading his team in each category in 2020-21
- ★ Tallied 27-33-60 in 56 appearances with Lukko (Liiga) in 2019-20
- ★ Awarded the league's Veli-Pekka Ketola Trophy for Most Points, SM-Liiga Golden Helmet for top scorer and the Lasse Oksanen Award for Best Player in 2019-20
- ★ Named to the SM-Liiga All-Star Team, led the Liiga in points and ranked second in goals and fourth-T in assists in 2019-20
- ★ Ranked fifth in the Liiga in points and sixth in assists with 18-34-52 in 59 games with Lukko
- ★ Skated in 15 AHL games in 2017-18 with Rochester, posting 2-3-5
- ★ Awarded the John A. Daley Trophy as ECHL Rookie of the Year and named to the league's All-Rookie Team and the Second All-Star Team after posting 28-31-59 in 44 contests with Cincinnati in 2017-18
- ★ Made his pro debut at the end of the 2016-17 campaign, suiting up for Reading (ECHL), Bridgeport (AHL) and Rochester (AHL)

AMATEUR CAREER

- ★ Named to the AHA First All-Star Team in 2016-17 after registering 10-22-32 in 37 games in his senior campaign at Sacred Heart University
- ★ Led the team in assists, points and power play goals (5) and ranked second in goals in 2016-17
- ★ Named to the AHA Second All-Conference Team after setting collegiate career highs in goals and points and leading Sacred Heart in both categories with 20-21-41 in 36 games in 2015-16
- ★ Ranked second-T in assists, fourth-T in points and sixth-T in goals for Sacred Heart in 2014-15, recording 7-15-22 in 38 games
- ★ Awarded AHA Rookie of the Year and named to the league's All-Rookie Team in 2013-14 after leading Sacred Heart in assists and points with 5-24-29 in 36 games

INTERNATIONAL CAREER

- ★ Helped Canada win a gold medal at the 2021 IIHF World Championships

PERSONAL

- ★ Nickname is "Danny"
- ★ Started playing hockey at the age of four and grew up idolizing Wendel Clark

- ★ His most memorable moment in hockey was winning a gold medal with Canada at the 2021 IIHF World Championships
- ★ Wanted to be a gym teacher growing up and would be involved in finance if he wasn't playing hockey now
- ★ Enjoys relaxing, golfing and trying different restaurants on his off days
- ★ His top three Columbus restaurants are Basi, La Tavola and Novella
- ★ His favorite movie is *The Other Guys* and his favorite TV show is *Breaking Bad*

CAREER TRANSACTIONS

- ★ Signed a one-year contract extension with Columbus on Oct. 11, 2023
- ★ Signed a two-year contract extension with the Blue Jackets on Mar. 8, 2022
- ★ Signed a one-year contract as a free agent with Columbus on May 3, 2021
- ★ Signed a one-year contract with Vityaz (KHL) on May 2, 2020
- ★ Signed a one-year extension with Lukko on Feb. 27, 2019
- ★ Signed as a free agent with Lukko (Liiga) on May 8, 2018
- ★ Signed an AHL contract with Rochester on May 22, 2017





17 JUSTIN DANFORTH

SINGLE SEASON HIGHS

GP:	71, 2023-24
G:	10 (2x), 2023-24
A:	16, 2023-24
PTS:	26, 2023-24
+/-:	-3, 2022-23
PIM:	26, 2023-24
PPG:	0
SHG:	0
GWG:	1 (2x), 2023-24
S:	86, 2023-24
S%:	13.9, 2021-22
TOI:	14:16, 2023-24
Hits:	109, 2023-24
BkS:	46, 2023-24
Multi-G GP:	0
Multi-A GP:	1, 2023-24
Multi-Pt GP:	3, 2023-24

GAME HIGHS

G:	1 (22x), Mar. 4, 2024 vs. VGK
A:	3, Apr. 13, 2024 at NSH
PTS:	3, Apr. 13, 2024 at NSH
PIM:	10, Dec. 10 2023 vs FLA
+/-:	3, Apr. 16, 2024 vs. CAR
S:	5 (3x), Jan. 19, 2024 vs. NJD
TOI:	22:39, Dec. 8, 2023 vs. STL
Hits:	6, Nov. 15, 2021 vs. DET
BkS:	4, Dec. 14, 2023 at TOR
G Streak:	2 (4x), Dec. 23-27, 2023 (2-0-2)
A Streak:	2 (4x), Apr. 13-16, 2024 (0-4-4)
Pt Streak:	4, Dec. 23-30, 2023 (2-2-4)
GP Streak:	63, Oct. 12, 2023-Mar. 7, 2024

PENALTY SHOTS - 0

Date	Opp.	Goalie (Result)
------	------	-----------------

CAREER HIGHLIGHTS

Multi-G GP:	0
Multi-A GP:	1x, Apr. 13, 2024 at NSH (0-3-3)
Multi-Pt GP:	3x, Apr. 13, 2024 at NSH (0-3-3)
3-PT GP:	1x, Apr. 13, 2024 at NSH (0-3-3)
4+ PT GP:	0
OTG:	0

MILESTONES

1st GP:	Nov. 15, 2021 vs. DET
1st G:	Nov. 18, 2021 at ARI
1st A:	Dec. 4, 2021 at WSH
100th GP:	Jan. 28, 2024 at SEA

HAT TRICKS - 0

Date	Opp.	Goalie
------	------	--------

SHOOTOUTS

	G	S	S%	GDG
2023-24	0	0	0.0	0
CAREER	0	0	0.0	0

VS. THE NHL

TEAM	GP	G	A	PTS	PIM
ANAHEIM	4	0	1	1	2
ARIZONA	2	1	0	1	0
BOSTON	6	2	0	2	0
BUFFALO	4	1	1	2	0
CALGARY	2	1	1	2	0
CAROLINA	6	0	1	1	4
CHICAGO	2	0	0	0	0
COLORADO	1	0	0	0	0
COLUMBUS	0	0	0	0	0
DALLAS	3	0	0	0	0
DETROIT	4	1	0	1	0
EDMONTON	4	1	1	2	4
FLORIDA	4	1	1	2	10
LOS ANGELES	4	1	0	1	0
MINNESOTA	3	1	0	1	0
MONTREAL	3	0	0	0	0
NASHVILLE	4	1	3	4	0
NEW JERSEY	5	1	1	2	0
NY ISLANDERS	6	1	0	1	2
NY RANGERS	4	2	0	2	2
OTTAWA	4	0	1	1	0
PHILADELPHIA	6	1	1	2	2
PITTSBURGH	6	1	1	2	2
SAN JOSE	3	0	2	2	0
SEATTLE	3	0	0	0	0
ST. LOUIS	4	0	1	1	0
TAMPA BAY	6	0	1	1	6
TORONTO	6	2	2	4	2
VANCOUVER	4	1	1	2	0
VEGAS	2	1	0	1	0
WASHINGTON	5	1	1	2	0
WINNIPEG	2	0	0	0	4
NHL TOTALS:	122	22	21	43	40

CAREER RECORD

REGULAR SEASON

PLAYOFFS

YEAR	TEAM	LEAGUE	GP	TOI	G	A	PTS	+/-	PIM	PP	SH	GW	S	S%	GP	G	A	PTS	PIM
2013-14	Sacred Heart	AHA	36	n/a	5	24	29	-14	24	0	0	1	97	5.2
2014-15	Sacred Heart	AHA	38	n/a	7	15	22	-1	26	1	1	1	123	5.7
2015-16	Sacred Heart	AHA	36	n/a	20	21	41	9	22	3	3	4	147	13.6
2016-17	Sacred Heart	AHA	37	n/a	10	22	32	-5	53	5	0	1	160	6.3
	Bridgeport	AHL	1	n/a	0	0	0	0	0	0	0	0	0	0.0
	Rochester	AHL	5	n/a	2	0	2	1	4	0	0	0	11	0.0
	Reading	ECHL	3	n/a	1	2	3	-1	2	0	1	0	6	16.7
2017-18	Rochester	AHL	15	n/a	2	3	5	1	12	0	0	1	18	11.1
	Cincinnati	ECHL	44	n/a	28	31	59	26	40	8	1	5	164	17.1	2	0	0	0	4
2018-19	Lukko	Liiga	59	19:46	18	34	52	7	73	5	2	2	256	7.0	7	2	2	4	0
2019-20	Lukko	Liiga	56	20:38	27	33	60	26	26	5	2	5	278	9.7
2020-21	Vityaz Podolsk	KHL	58	20:38	23	32	55	3	50	12	1	4	180	12.8
2021-22	Columbus	NHL	45	12:34	10	4	14	-5	10	0	0	1	72	13.9
	Cleveland	AHL	8	n/a	2	3	5	-6	0	1	0	0	16	12.5
2022-23	Columbus	NHL	6	13:23	2	1	3	-3	4	0	0	0	10	20.0
2023-24	Columbus	NHL	71	14:16	10	16	26	-10	26	0	0	1	86	11.6
CBJ/NHL TOTALS			122	13:36	22	21	43	-18	40	0	0	2	168	13.1
KHL TOTALS			58	20:38	23	32	55	3	50	12	1	4	180	12.8
LIIGA TOTALS			115	20:11	45	67	112	33	99	10	4	7	534	8.4	7	2	2	4	0
AHL TOTALS			29	...	6	6	12	-4	16	1	0	1	45	13.3
ECHL TOTALS			47	...	29	33	62	25	42	8	2	5	200	14.5	2	0	0	0	4
NCAA TOTALS			147	...	42	82	124	-11	125	9	4	7	527	8.0

PLAYERS



19 ADAM FANTILLI

A-duhm fan-TIHL-ee



POSITION: Center

SHOT: Left

HEIGHT: 6'2"

WEIGHT: 199

BORN: October 12, 2004

BIRTHPLACE: Nobleton, Ontario

RESIDES: Plymouth, Michigan

X @AdamFantilli

Instagram AdamFantilli

NHL YEAR: 2nd

CBJ YEAR: 2nd

CONTRACT STATUS: Signed Through 2025-26 (RFA)

2023-24 SEASON

- ★ Missed final 33 games of the season due to a calf laceration suffered on Jan. 28 at Seattle
- ★ Ranked third-T among NHL rookies in goals, fourth in points and sixth-T in assists at time of injury
- ★ Set CBJ rookie record for the month of December in goals and points with 7-6-13 in 14 contests
- ★ Collected an assist in his NHL debut on Oct. 12 vs. Philadelphia, becoming the eighth teenager in Blue Jackets history to record a point in his first game

- ★ One thing that most people might not know about him is that he's a big Marvel fan
- ★ His favorite musical artists are Zach Bryan, Luke Combs, Noah Kahan and the Lumineers
- ★ His top three athletes of all-time are Michael Jordan, Wayne Gretzky and Tiger Woods

CAREER TRANSACTIONS

- ★ Signed a three-year entry level contract with the Blue Jackets on July 1, 2023
- ★ Columbus' first round pick, 3rd overall, at the 2023 NHL Draft

CAREER HIGHLIGHTS

- ★ Recorded 30-35-65 with 10 power play goals, four GWG, 145 shots on goal and a +31 plus/minus rating in 36 games as a freshman at the University of Michigan in 2022-23
- ★ Became the third freshman in NCAA history to win the Hobey Baker Award as the NCAA's top collegiate player, joining Paul Kariya (1993 with Maine) and Jack Eichel (2015 with Boston University) in 2022-23
- ★ Led all NCAA players in goals, points, points-per-game (1.81), goals-per-game (0.83) and assists-per-game (tied, 0.97) in 2022-23
- ★ Named the NCAA Top Collegiate Rookie (Tim Taylor Award) and the Big Ten Freshman of the Year after leading Michigan to the Big Ten Championships in 2022-23
- ★ Also named to the NCAA First All-American Team, the First-Team All-Big Ten and the Big Ten All-Freshman Team in 2022-23

AMATEUR CAREER

- ★ Named to the First All-USHL Team in 2021-22 after leading the Chicago Steel in goals with 37-37-74 and 289 shots on goal in 54 games
- ★ Led the USHL in shots on goal and ranked third in goals and seventh in points in 2021-22
- ★ Helped the Steel capture the Clark Cup championship with 18-18-36 in 49 games in 2020-21
- ★ Named the 2021 Clark Cup Most Valuable Player after recording 8-1-9 in eight playoff contests
- ★ Finished fourth-T among USHL rookies in goals and sixth-T in points and was named to the USHL Second-Team All-Rookie Team in 2020-21

INTERNATIONAL CAREER

- ★ Helped Canada capture a gold medal at the 2023 IIHF World Championships (1-2-3 in 10 GP) and 2023 IIHF World Junior Championships (2-3-5 in 7 GP)
- ★ Posted 1-5-6 in four contests for Canada at the 2022 IIHF U18 World Championships

PERSONAL

- ★ Nicknames are "Fants" and "Mo"
- ★ Started playing hockey at the age of two/three and grew up idolizing Sidney Crosby
- ★ Also played lacrosse, golf and snowboarded while growing up
- ★ Enjoys going to the movies, playing golf and going to dinner with his teammates on his off days





19 ADAM FANTILLI

SINGLE SEASON HIGHS

GP:	49, 2023-24
G:	12, 2023-24
A:	15, 2023-24
PTS:	27, 2023-24
+/-:	-21, 2023-24
PIM:	16, 2023-24
PPG:	1, 2023-24
SHG:	0
GWG:	1, 2023-24
S:	115, 2023-24
S%:	10.4, 2023-24
TOI:	15:43, 2023-24
Hits:	63, 2023-24
BkS:	25, 2023-24
Multi-G GP:	1, 2023-24
Multi-A GP:	0
Multi-Pt GP:	4, 2023-24

GAME HIGHS

G:	2, Dec. 7, 2023 at NYI
A:	1 (15x), Jan. 25, 2024 at CGY
PTS:	3, Dec. 7, 2023 at NYI
PIM:	4, Dec. 23, 2023 vs. TOR
+/-:	2, Nov. 11, 2023 at DET
S:	10, Nov. 16, 2023 vs. ARI
TOI:	21:12, Jan. 6, 2024 vs. MIN
Hits:	4 (3x), Dec. 29, 2023 vs. TOR
BkS:	3, Dec. 1, 2023 vs. OTT
G Streak:	2 (4x), Dec. 29-30, 2023 (2-0-2)
A Streak:	2 (4x), Dec. 23-27, 2023 (0-2-2)
Pt Streak:	4, Dec. 23-30, 2023 (2-2-4)
GP Streak:	49, Oct. 12, 2023-Jan. 28, 2024

PENALTY SHOTS - 0

Date	Opp.	Goalie (Result)
------	------	-----------------

CAREER HIGHLIGHTS

Multi-G GP:	1x, Dec. 7, 2023 at NYI (2-0-2)
Multi-A GP:	0
Multi-Pt GP:	4x, Jan. 25, 2024 at CGY (1-1-2)
3-PT GP:	1x, Dec. 7, 2023 at NYI (2-1-3)
4+ PT GP:	0
OTG:	0

MILESTONES

1st GP:	Oct. 12, 2023 vs. PHI
1st G:	Oct. 21, 2023 at MIN
1st A:	Oct. 12, 2023 vs. PHI

HAT TRICKS - 0

Date	Opp.	Goalie
------	------	--------

SHOOTOUTS

	G	S	S%	GDG
2023-24	0	0	0.0	0
CAREER	0	0	0.0	0

VS. THE NHL

TEAM	GP	G	A	PTS	PIM
ANAHEIM	1	1	1	2	2
ARIZONA	1	0	0	0	0
BOSTON	3	0	0	0	0
BUFFALO	2	2	1	3	2
CALGARY	2	1	1	2	0
CAROLINA	1	0	0	0	0
CHICAGO	1	0	1	1	0
COLORADO	0	0	0	0	0
COLUMBUS	0	0	0	0	0
DALLAS	2	0	2	2	2
DETROIT	2	1	0	1	0
EDMONTON	1	0	0	0	0
FLORIDA	2	0	0	0	0
LOS ANGELES	1	0	1	1	0
MINNESOTA	2	1	0	1	0
MONTREAL	2	0	0	0	2
NASHVILLE	0	0	0	0	0
NEW JERSEY	4	0	2	2	0
NY ISLANDERS	2	2	1	3	0
NY RANGERS	2	1	0	1	0
OTTAWA	1	1	0	1	2
PHILADELPHIA	3	0	2	2	0
PITTSBURGH	1	0	0	0	0
SAN JOSE	0	0	0	0	0
SEATTLE	2	0	1	1	0
ST. LOUIS	1	1	0	1	0
TAMPA BAY	1	0	1	1	0
TORONTO	3	1	1	2	6
VANCOUVER	2	0	0	0	0
VEGAS	3	0	0	0	0
WASHINGTON	3	0	0	0	0
WINNIPEG	1	0	0	0	0
NHL TOTALS:	49	12	15	27	16

CAREER RECORD

REGULAR SEASON

PLAYOFFS

YEAR	TEAM	LEAGUE	GP	TOI	G	A	PTS	+/-	PIM	PP	SH	GW	S	S%	GP	G	A	PTS	PIM
2020-21	Chicago	USHL	49	n/a	18	18	36	17	22	3	0	2	117	15.4	8	8	1	9	2
2021-22	Chicago	USHL	54	n/a	37	37	74	13	93	13	5	10	289	12.8	3	0	1	1	2
2022-23	Michigan	Big Ten	36	n/a	30	35	65	31	67	1	0	0	142	21.1
2023-24	Columbus	NHL	49	15:43	12	15	27	-21	16	1	0	1	115	10.4
CBJ/NHL TOTALS			49	15:43	12	15	27	-21	16	1	0	1	115	10.4
NCAA TOTALS			36	...	30	35	65	31	67	1	0	0	142	21.1
USHL TOTALS			103	...	55	55	110	30	115	16	5	12	406	13.5	11	8	2	10	4

PLAYERS



18 DYLAN GAMBRELL

DIH-luhn gam-BREHL

POSITION: Center

SHOT: Right

HEIGHT: 6'0"

WEIGHT: 191

BORN: August 26, 1996

BIRTHPLACE: Bonney Lake, Washington

RESIDES: Denver, Colorado

dgambrell7



NHL YEAR: 7th

CBJ YEAR: 1st

CONTRACT STATUS: Signed Through 2025-26 (UFA)

2023-24 SEASON

- ★ Played 66 games for Toronto (AHL), recording 14-22-36
- ★ Ranked sixth on the team in goals and seventh in points
- ★ Added 1-0-1 in three playoff games including a game winner in Game Two against Belleville

CAREER HIGHLIGHTS

- ★ Totaled 4-6-10 in 60 games with Ottawa in 2022-23
- ★ Ranked third among Ottawa forwards in total shorthanded time on ice (129:45) and fourth in shorthanded time on ice per-game (2:10) in 2022-23
- ★ Was the lone Ottawa forward to record at least two shorthanded assists, registering the first two shorthanded helpers of his career in 2022-23
- ★ Started the season with the San Jose Barracuda (AHL) in 2021-22 before being traded to Ottawa
- ★ Collected 3-4-7 in 63 games with Ottawa in 2021-22
- ★ Recorded single-season career highs in assists and points with 5-7-12 in 49 games with San Jose in 2020-21
- ★ Set career highs in goals and assists with 5-6-11 in 50 games with the Sharks in 2019-20
- ★ Scored his first career regular season NHL goal on Oct. 22, 2019 at Buffalo
- ★ Split time between the NHL and AHL with the Sharks and Barracuda in 2018-19
- ★ Scored his first career NHL goal in Game 6 of the Western Conference Final at St. Louis on May 21, 2019, becoming just the second player in Sharks franchise history to score his first NHL goal in the playoffs (Marcel Goc in 2004)
- ★ Ranked second on the Barracuda in goals and fourth in points with 20-25-45 in 55 games in 2018-19
- ★ Made his NHL debut at the end of the campaign, skating in three games with San Jose in 2017-18

AMATEUR CAREER


- ★ Helped Denver win the NCHC and ranked second in assists and fourth-T in points among all conference players with 13-30-43 in 41 outings in 2017-18
- ★ Named a Hobey Baker Award nominee (top collegiate player in the NCAA) and to the NCHC Second All-Star Team in 2017-18
- ★ Helped lead Denver to a NCAA National Championship and finished third on the team in points with 13-29-42 in 38 games in 2016-17
- ★ Was named a finalist for the 2016-17 NCHC Forward of the Year and earned Second Team All-NCHC Honors
- ★ Ranked second on Denver in assists and points in 2015-16 with 17-30-47 in 41 outings
- ★ Registered 39-69-108 in 172 career games with the Dubuque Fighting Saints from 2012-15

PERSONAL

- ★ Nickname is "Gamb's"
- ★ Started playing hockey at the age of four and grew up idolizing Pavel Datsyuk
- ★ Wanted to be a business owner while growing up
- ★ His most memorable moment in hockey was winning a national championship with the University of Denver in 2017
- ★ Would want the ability to time travel if he could choose any superpower
- ★ His top three musical artists are the Red Hot Chili Peppers, Mac Miller and Stick Figure
- ★ His favorite TV shows are *The Office*, *Diners*, *Drive-Ins and Dives* as well as *The Ranch*

CAREER TRANSACTIONS

- ★ Signed a one-year, two-way NHL/AHL contract with the Blue Jackets on July 2, 2024
- ★ Signed a one-year contract with Toronto on July 23, 2023...Signed a one-year contract extension with Ottawa on June 15, 2022
- ★ Traded to Ottawa by San Jose for a 7th-round pick in 2022 NHL Draft, October 24, 2021
- ★ Signed a one-year contract extension with the Sharks on July 15, 2021
- ★ Signed a two-year contract with San Jose on Mar. 26, 2018
- ★ San Jose's second round pick, 60th overall, at the 2016 NHL Draft





18 DYLAN GAMBRELL

SINGLE SEASON HIGHS

GP:	63, 2021-22
G:	5 (2x), 2020-21
A:	7, 2020-21,
PTS:	12, 2020-21
+/-:	2, 2021-22
PIM:	35, 2022-23
PPG:	0
SHG:	1 (2x), 2021-22
GWG:	1 (2x), 2020-21
S:	58, 2021-22
S%:	11.6, 2019-20
TOI:	16:02, 2020-21
Hits:	103, 2021-22
BkS:	54, 2020-21
Multi-G GP:	0
Multi-A GP:	1, 2019-20
Multi-Pt GP:	1, 2019-20

GAME HIGHS

G:	1 (17x), Apr. 13, 2023 at BUF
A:	1 (15x)
PTS:	2, Oct. 10, 2019 at CHI
PIM:	2, Oct. 10, 2019 at CHI
+/-:	3, Jan. 27, 2020 vs. ANA
S:	4 (2x), Apr. 26, 2022 vs. NJD
TOI:	19:51, May 12, 2021 vs. VGK
Hits:	5 (3x), Jan. 1, 2023 vs. BUF
BkS:	4 (2x), Feb. 13, 2021 vs. VGK
G Streak:	2 (2x), Apr. 9-10, 2021 (2-0-2)
A Streak:	3, Feb. 27-Mar. 2, 2023 (0-3-3)
Pt Streak:	3 (2x), Feb. 27-Mar. 2, 2023 (0-3-3)
GP Streak:	31, Feb. 27-Apr. 26, 2021

PENALTY SHOTS - 0

Date	Opp.	Goalie (Result)
------	------	-----------------

CAREER HIGHLIGHTS

Multi-G GP:	0
Multi-A GP:	1x, Oct. 10, 2019 at CHI (0-2-2)
Multi-Pt GP:	1x, Oct. 10, 2019 at CHI (0-2-2)
3-PT GP:	0
4+ PT GP:	0
OTG:	0

MILESTONES

1st GP:	Apr. 3, 2018 vs. DAL
1st G:	Oct. 22, 2019 at BUF*
1st A:	Oct. 8, 2019 at NSH
100th GP:	Apr. 16, 2021 at MIN
200th GP:	Jan. 21, 2023 vs. WPG

HAT TRICKS - 0

Date	Opp.	Goalie
------	------	--------

SHOOTOUTS

	G	S	S%	GDG
2023-24	0	0	0.0	0
CAREER	0	0	0.0	0

*first career NHL goal in the regular season

VS. THE NHL

TEAM	GP	G	A	PTS	PIM
ANAHEIM	12	1	1	2	7
ARIZONA	10	1	1	2	0
BOSTON	7	1	1	2	0
BUFFALO	8	2	1	3	4
CALGARY	7	0	0	0	4
CAROLINA	7	0	0	0	0
CHICAGO	6	0	2	2	2
COLORADO	12	0	3	3	4
COLUMBUS	5	1	0	1	0
DALLAS	3	0	0	0	0
DETROIT	8	0	2	2	0
EDMONTON	7	0	1	1	2
FLORIDA	7	3	0	3	0
LOS ANGELES	10	3	1	4	4
MINNESOTA	12	1	1	2	9
MONTREAL	9	0	0	0	2
NASHVILLE	6	0	1	1	0
NEW JERSEY	7	0	0	0	4
NY ISLANDERS	6	1	0	1	2
NY RANGERS	6	0	1	1	0
OTTAWA	2	0	0	0	0
PHILADELPHIA	5	0	2	2	0
PITTSBURGH	5	0	0	0	2
SAN JOSE	3	0	0	0	0
SEATTLE	4	0	0	0	0
ST. LOUIS	12	1	2	3	0
TAMPA BAY	9	1	1	2	11
TORONTO	7	1	0	1	0
VANCOUVER	5	0	0	0	4
VEGAS	15	0	1	1	0
WASHINGTON	4	0	0	0	4
WINNIPEG	7	0	1	1	4
NHL TOTALS:	233	17	23	40	69

CAREER RECORD

REGULAR SEASON

PLAYOFFS

YEAR	TEAM	LEAGUE	GP	TOI	G	A	PTS	+/-	PIM	PP	SH	GW	S	S%	GP	G	A	PTS	PIM
2012-13	Dubuque	USHL	58	n/a	9	18	27	14	14	1	0	2	86	10.5	9	0	2	2	0
2013-14	Dubuque	USHL	60	n/a	14	29	43	3	29	4	1	1	114	12.3	7	0	0	0	0
2015-16	Dubuque	USHL	54	n/a	16	22	38	7	74	4	1	2	120	13.3	8	3	4	7	2
2015-16	U. of Denver	NCHC	41	n/a	17	30	47	n/a	19	3	1	4	107	15.9
2016-17	U. of Denver	NCHC	38	n/a	13	29	42	n/a	21	4	0	1	127	10.2
2017-18	U. of Denver	NCHC	41	n/a	13	30	43	n/a	15	3	0	1	129	10.1
	San Jose	NHL	3	10:33	0	0	0	-1	0	0	0	0	1	0.0
2018-19	San Jose	NHL	8	8:38	0	0	0	1	2	0	0	0	6	0.0	2	1	0	1	2
	San Jose	AHL	51	n/a	20	25	45	7	18	3	0	2	147	13.6	4	1	3	4	0
2019-20	San Jose	NHL	50	11:57	5	6	11	-8	17	0	0	1	43	11.6
	San Jose	AHL	15	16:02	3	9	12	-3	13	0	1	1	48	10.4
2020-21	San Jose	NHL	49	n/a	5	7	12	-18	15	0	0	0	30	10.0
2021-22	San Jose	AHL	3	n/a	0	1	1	0	4	0	0	0	3	0.0
	Ottawa	NHL	63	12:08	3	4	7	2	12	0	1	0	58	5.2
2022-23	Ottawa	NHL	60	11:23	4	6	10	-4	35	0	0	0	46	8
2023-24	Toronto	AHL	66	n/a	14	22	36	-5	16	4	0	0	121	11.6	3	1	0	1	0
NHL TOTALS			233	12:35	17	23	40	-28	79	0	2	2	202	8.4	2	1	0	1	2
AHL TOTALS			135	...	37	57	94	-1	53	7	0	2	301	12.3	7	2	3	5	0
NCAA TOTALS			120	...	43	89	132	...	55	10	1	6	363	11.8
USHL TOTALS			173	...	39	69	108	24	117	9	2	5	321	12.1	24	3	6	9	2

PLAYERS



44 ERIK GUDBRANSON

AIR-ihk guhd-BRAN-suhn



POSITION: Defense

SHOT: Right

HEIGHT: 6'5"

WEIGHT: 221

BORN: January 7, 1992

BIRTHPLACE: Ottawa, Ontario

RESIDES: Port Carling, Ontario

@Guddy44

NHL YEAR: 14th

CBJ YEAR: 3rd

CONTRACT STATUS: Signed Through 2025-26 (UFA)

2023-24 SEASON

- ★ Set career highs in goals (tied), assists, points, multi-point games and blocked shots with 6-20-26, five multi-point contests and 170 blocked shots in 78 outings
- ★ Led CBJ in penalty minutes (74) and blocked shots and ranked 16th in the league in blocked shots
- ★ Collected 2-7-9 with two multi-assist outings in 12 games from Nov. 2-24

CAREER HIGHLIGHTS

- ★ Set then single-season career highs in assists, blocked shots and time on ice/game with 1-12-13, 137 blocked shots and 21:18 TOI in 70 games in first season with the Blue Jackets in 2022-23
- ★ Skated in his 700th career NHL game on Feb. 26, 2023 at Minnesota
- ★ Set career highs in goals, assists, points and games played with 6-11-17 and 68 PIM in 78 contests with Calgary in 2021-22
- ★ Awarded the Peter Maher Good Guy Award in 2021-22 which is selected by local media to the Flames player who best exemplifies Maher's values in dealing with others: sincerity, integrity, dedication and respect
- ★ Served as an alternate captain for Ottawa in 2020-21 and led the team in hits with 92 prior to a trade to Nashville
- ★ Split the 2019-20 campaign between Pittsburgh and Anaheim, combining for 4-5-9 and 95 PIM in 51 games
- ★ Scored his first career playoff goal and point while with the Penguins on Apr. 12, 2019 at the NY Islanders
- ★ Combined for 5-14-19 and 136 PIM in 139 games over parts of three seasons with the Canucks from 2016-19
- ★ Spent his first five NHL campaigns with Florida, setting season highs with 4-9-13 in 76 games in 2014-15
- ★ Led Florida blueliners in ice time at 26:54 in the 2016 NHL Playoffs
- ★ Registered a career-high 114 PIM with Florida in 2013-14 and a career-high 212 hits in 2014-15

AMATEUR CAREER

- ★ Set OHL career highs with 12-22-34 and 105 penalty minutes in 44 games with Kingston
- ★ Captured the OHL's Bobby Smith Trophy as the Scholastic Player of the Year in 2009-10 after recording 2-21-23 in 41 outings with the Frontenacs
- ★ Collected 3-19-22 in 69 appearances with Kingston and was named to the OHL's Second All-Rookie Team in 2008-09

INTERNATIONAL CAREER

- ★ Represented Team Canada at the 2014 IIHF World Championships
- ★ Helped Canada win a silver medal at the 2011 IIHF World Junior Championships, leading tournament blueliners in goals with 3-2-5 in seven games
- ★ Skated for Canada at the 2009 and 2010 U18 IIHF World Championships, serving as team captain at the 2010 tournament

PERSONAL

- ★ Nickname is "Guddy"
- ★ Started playing hockey at the age of five and grew up idolizing Payl Kariya
- ★ He and his wife, Sarah, have two children, son Bennett, and daughter, Zoey
- ★ Would have been a firefighter if he wasn't a hockey player

- ★ Favorite things to do in Columbus are to try new restaurants and play golf at the different courses
- ★ Would want the ability to fly if he could choose any superpower
- ★ His favorite movies are *The Departed*, *Dune*, *Superbad* and *Goodfellas*

CAREER TRANSACTIONS

- ★ Signed a four-year contract as a free agent with Columbus on July 13, 2022
- ★ Signed a one-year contract as a free agent with Calgary on Sept. 10, 2021
- ★ Acquired by Nashville from Ottawa in exchange for D Brandon Fortunato and a seventh round pick in the 2023 NHL Draft on Apr. 12, 2021
- ★ Acquired by the Senators from the Ducks in exchange for a fifth round pick in the 2021 NHL Draft on Oct. 8, 2020
- ★ Acquired by Anaheim from Pittsburgh in exchange for F Andreas Martinsen and a seventh round selection in the 2021 NHL Draft on Oct. 25, 2019
- ★ Acquired by the Penguins from the Canucks in exchange for F Tanner Pearson on Feb. 25, 2019
- ★ Signed a three-year contract extension with Vancouver on Feb. 20, 2018
- ★ Signed a one-year contract extension with the Canucks on June 15, 2017
- ★ Acquired by Vancouver along with a fifth round pick in the 2016 NHL Draft from Florida in exchange for F Jared McCann along with second and fourth round picks in the 2016 NHL Draft on May 26, 2016
- ★ Signed a one-year contract extension with the Panthers on May 9, 2016
- ★ Signed a two-year contract extension with Florida on July 10, 2014
- ★ Signed a three-year entry level contract with the Panthers on July 15, 2011
- ★ Drafted by Florida in the first round, third overall, at the 2010 NHL Draft





44 ERIK GUDBRANSON

SINGLE SEASON HIGHS

GP:	78 (2x), 2023-24
G:	6 (2x), 2023-24
A:	20, 2023-24
PTS:	26, 2023-24
+/-:	15, 2021-22
PIM:	114, 2013-14
PPG:	0
SHG:	0
GWG:	1 (5x), 2023-24
S:	129, 2021-22
S%:	6.6, 2023-24
TOI:	21:18, 2022-23
Hits:	212, 2014-15
Bks:	170, 2023-24
Multi-G GP:	0
Multi-A GP:	5, 2023-24
Multi-Pt GP:	5, 2023-24

GAME HIGHS

G:	1 (34x), Apr. 6, 2024 vs. PHI
A:	2 (8x), Apr. 16, 2024 vs. CAR
PTS:	2 (12x), Apr. 16, 2024 vs. CAR
PIM:	29 (2x), Dec. 10, 2023 vs. FLA
+/-:	4, Feb. 15, 2022 vs. CBJ
S:	6, Feb. 19, 2022 vs. SEA
TOI:	27:06, Nov. 15, 2022 vs. PHI
Hits:	9, Mar. 1, 2022 at MIN
Bks:	8 (2x), Oct. 21, 2023 at MIN
G Streak:	2 (2x), Feb. 12-15, 2022 (2-0-2)
A Streak:	4, Oct. 31-Nov. 8, 2018 (1-4-5)
Pt Streak:	5, Oct. 31-Nov. 10, 2018 (2-4-6)
GP Streak:	71, May 10, 2021-Apr. 6, 2022

PENALTY SHOTS - 0

Date	Opp.	Goalie (Result)
------	------	-----------------

CAREER HIGHLIGHTS

Multi-G GP:	0
Multi-A GP:	8x, Apr. 16, 2024 vs. CAR (0-2-2)
Multi-Pt GP:	12x, Apr. 16, 2024 vs. CAR (0-2-2)
3-PT GP:	0
4+ PT GP:	0
OTG:	0

MILESTONES

1st GP:	Oct. 8, 2011 at NYI
1st G:	Dec. 1, 2011 at LAK
1st A:	Dec. 11, 2011 at NYR
100th GP:	Apr. 7, 2013 vs. OTT
200th GP:	Dec. 20, 2014 at PIT
300th GP:	Mar. 1, 2016 at WPG
400th GP:	Oct. 22, 2018 vs. WSH
500th GP:	Dec. 22, 2019 at NYR
600th GP:	Jan. 24, 2022 vs. STL
700th GP:	Feb. 26, 2023 at MIN
100th Pt:	Dec. 2, 2022 at WPG (goal)

HAT TRICKS - 0

Date	Opp.	Goalie
------	------	--------

SHOOTOUTS

	G	S	S%	GDG
2023-24	0	0	0.0	0
CAREER	0	1	0.0	0

VS. THE NHL

TEAM	GP	G	A	PTS	PIM
ANAHEIM	20	1	3	4	17
ARIZONA	23	0	2	2	32
BOSTON	29	1	2	3	28
BUFFALO	30	2	2	4	27
CALGARY	22	1	4	5	19
CAROLINA	36	1	6	7	47
CHICAGO	24	2	1	3	17
COLORADO	20	2	3	5	6
COLUMBUS	19	3	1	4	17
DALLAS	20	1	3	4	15
DETROIT	26	0	5	5	13
EDMONTON	29	1	3	4	51
FLORIDA	17	0	5	5	42
LOS ANGELES	22	1	3	4	6
MINNESOTA	24	1	2	3	6
MONTRÉAL	36	0	6	6	44
NASHVILLE	18	0	2	2	7
NEW JERSEY	22	0	4	4	10
NY ISLANDERS	28	3	2	5	48
NY RANGERS	29	2	5	7	23
OTTAWA	27	0	2	2	36
PHILADELPHIA	29	4	3	7	34
PITTSBURGH	26	0	3	3	24
SAN JOSE	20	0	5	5	17
SEATTLE	6	0	1	1	2
ST. LOUIS	20	0	6	6	16
TAMPA BAY	34	3	5	8	52
TORONTO	31	1	2	3	20
VANCOUVER	19	0	0	0	6
VEGAS	14	2	2	4	0
WASHINGTON	36	0	3	3	78
WINNIPEG	33	2	3	5	79
NHL TOTALS:	789	34	99	133	839

CAREER RECORD

REGULAR SEASON

PLAYOFFS

YEAR	TEAM	LEAGUE	GP	TOI	G	A	PTS	+/-	PIM	PP	SH	GW	S	S%	GP	G	A	PTS	PIM
2008-09	Kingston	OHL	63	n/a	3	19	22	-16	69	2	0	1	n/a	n/a
2009-10	Kingston	OHL	41	n/a	2	21	23	11	68	1	1	0	n/a	n/a	7	1	2	3	0
2010-11	Kingston	OHL	44	n/a	12	22	34	-1	105	4	1	2	n/a	n/a	5	1	3	4	-3
2011-12	Florida	NHL	72	14:12	2	6	8	-19	78	0	0	0	76	2.6	7	0	0	0	8
2012-13	Florida	NHL	32	18:45	0	4	4	-22	47	0	0	0	49	0.0
2013-14	Florida	NHL	65	17:59	3	6	9	-7	114	0	0	0	92	3.3
2014-15	Florida	NHL	76	18:37	4	9	13	-4	58	0	0	0	110	3.6
2015-16	Florida	NHL	64	20:07	2	7	9	3	49	0	0	0	73	2.7	6	0	0	0	2
2016-17	Vancouver	NHL	30	20:20	1	5	6	-14	18	0	0	1	40	2.5
2017-18	Vancouver	NHL	52	18:25	2	3	5	-7	35	0	0	0	53	3.8
2018-19	Vancouver	NHL	57	17:59	2	6	8	-27	83	0	0	1	72	2.8
	Pittsburgh	NHL	19	18:58	0	2	2	7	4	0	0	0	22	0.0	4	1	0	1	2
2019-20	Pittsburgh	NHL	7	15:10	0	0	0	0	4	0	0	0	2	0.0
	Anaheim	NHL	44	20:02	4	5	9	0	91	0	0	0	76	5.3
2020-21	Ottawa	NHL	36	18:04	1	2	3	-13	47	0	0	1	53	1.9
	Nashville	NHL	9	17:15	0	1	1	1	12	0	0	0	5	0.0	2	0	0	0	0
2021-22	Calgary	NHL	78	18:08	6	11	17	15	68	0	0	0	129	4.7	12	0	1	1	0
2022-23	Columbus	NHL	70	21:18	1	12	13	-24	57	0	0	1	102	1.0
2023-24	Columbus	NHL	78	19:40	6	20	26	-14	74	0	0	1	91	6.6
CBJ TOTALS			148	20:26	7	32	39	-38	131	0	0	2	193	3.6
NHL TOTALS			789	18:36	34	99	133	-125	839	0	0	5	1,045	3.3	31	1	1	2	12
OHL TOTALS			148	N/A	17	62	79	-6	242	7	2	3	N/A	N/A	12	2	5	7	-3

PLAYERS



22 JORDAN HARRIS

JOHR-duhn HAIR-ihs



POSITION: Defense

SHOT: Left

HEIGHT: 5'11"

WEIGHT: 187

BORN: July 7, 2000

BIRTHPLACE: Haverhill, Massachusetts

RESIDES: Burlington, Massachusetts

X @JHarris004

Instagram JordanHarris04

NHL YEAR: 4th

CBJ YEAR: 1st

CONTRACT STATUS: Signed Through 2024-25 (RFA)

2023-24 SEASON

- ★ Recorded 3-11-14 in 56 contests with the Montreal Canadiens
- ★ Had career highs in assists and points in a game against the Flyers on April 9, 2024 with 0-3-3

CAREER HIGHLIGHTS

- ★ Ranked fourth among Montreal defensemen in goals, assists and points with 4-13-17 in 65 games in 2022-23
- ★ Set career highs in games, goals, point and assists in the 2022-23 season.
- ★ Played the final 10 games of the 2021-22 season for the Canadiens, with his first career NHL goal and point coming in the last game of the season, April 29 vs. Florida.
- ★ Made his NHL debut on April 2, 2022 at the Tampa Bay Lightning

AMATEUR CAREER

- ★ Was captain at Northeastern University in 2021-22, playing in all 39 games and tallying 5-15-20
- ★ Ranked second in the Hockey East in total blocked shots, which was 11th in the nation
- ★ Was named alternate captain in 2020-21 and finished third among Hockey East blueliners in scoring with 6-13-19 in 19 games while averaging a point per game.
- ★ Had career-high in goals (3), assists (18) and points (21) in his sophomore season
- ★ Registered the game-winning goal in 2OT against Boston University in Beanpot Tournament championship game in 2019-20
- ★ Was a career-high +20 and put up 1-12-13 in 39 games in his freshman season
- ★ Helped Northeastern win Hockey East championship and Beanpot Tournament championship in 2018-19

INTERNATIONAL CAREER

- ★ Represented the United States at the 2020 IIHF World Junior Championships, collecting 1-0-1 in five games

PERSONAL

- ★ Nicknames are "Jordo" and "Harry"
- ★ Started playing hockey at the age of three and idolized Duncan Keith growing up
- ★ Wanted to be a doctor as a child, but would be a business owner if he wasn't playing hockey now
- ★ Also played baseball, basketball, lacrosse, soccer, track and cross country growing up
- ★ Enjoys watching movies, trying new restaurants, playing pickleball, golf and reading on his off days
- ★ His favorite movies are *Unbroken*, *Ford vs. Ferrari* and *Shutter Island*
- ★ His top three musical artists are Lil Baby, Future and Teddy Swims

CAREER TRANSACTIONS

- ★ Acquired by Columbus in exchange for F Patrik Laine and a second round pick in the 2026 NHL Draft on Aug. 19, 2024
- ★ Signed a two-year contract extension with the Canadiens on Feb. 10, 2023
- ★ Signed a two-year entry level contract with the Canadiens on Mar. 26, 2022
- ★ Drafted by Montreal in the third round, 71st overall, at the 2018 NHL Draft





22 JORDAN HARRIS

SINGLE SEASON HIGHS

GP:	65, 2022-23
G:	4, 2022-23
A:	13, 2022-23
PTS:	17, 2022-23
+/-:	3, 2021-22
PIM:	26, 2022-23
PPG:	0
SHG:	0
GWG:	0
S:	70, 2022-23
S%:	11.1, 2021-22
TOI:	18:39, 2022-23
Hits:	53, 2022-23
BkS:	98, 2022-23
Multi-G GP:	1, 2022-23
Multi-A GP:	2, 2022-23
Multi-Pt GP:	3 (2x), 2023-24

GAME HIGHS

G:	2, Feb. 12, 2023 vs. EDM
A:	3, Mar. 9, 2024 vs. PHI
PTS:	3, Mar. 9, 2024 vs. PHI
PIM:	4, Dec. 1, 2022 at CGY
+/-:	4, Feb. 12, 2023 vs. EDM
S:	4 (4x), Oct. 20, 2022 vs. ARI
TOI:	25:39, Oct 25, 2022 vs. MIN
Hits:	4, Oct. 11, 2023 at TOR
BkS:	7, Oct 25, 2022 vs. MIN
G Streak:	1 (8x), Apr. 11, 2024 (1-0-1)
A Streak:	2, Dec. 10-12, 2022 (0-2-2)
Pt Streak:	2 (4x), Mar. 9-11, 2024 (1-3-4)
GP Streak:	40, Dec. 5, 2022-Mar. 7, 2023

PENALTY SHOTS - 0

Date	Opp.	Goalie (Result)
------	------	-----------------

CAREER HIGHLIGHTS

Multi-G GP:	1x, Feb. 12, 2023 vs. EDM (2-0-2)
Multi-A GP:	3x, Apr. 9, 2024 vs. PHI (0-3-3)
Multi-Pt GP:	6x, Apr. 9, 2024 vs. PHI (0-3-3)
3-PT GP:	1x, Apr. 9, 2024 vs. PHI (0-3-3)
4+ PT GP:	0
OTG:	0

MILESTONES

1st GP:	Apr. 2, 2022 at TBL
1st G:	Apr. 29, 2022 vs. FLA
1st A:	Oct. 12, 2022 vs. TOR
100th GP:	Jan. 13, 2024 vs. EDM

HAT TRICKS - 0

Date	Opp.	Goalie
------	------	--------

SHOOTOUTS

	G	S	S%	GDG
2023-24	0	0	0.0	0
CAREER	0	0	0.0	0

VS. THE NHL

TEAM	GP	G	A	PTS	PIM
ANAHEIM	2	0	1	1	0
ARIZONA	4	1	1	2	0
BOSTON	6	0	0	0	0
BUFFALO	6	1	0	1	0
CALGARY	3	0	1	1	4
CAROLINA	6	0	0	0	2
CHICAGO	2	0	1	1	2
COLORADO	3	0	0	0	4
COLUMBUS	4	1	2	3	4
DALLAS	3	1	2	3	0
DETROIT	5	0	1	1	4
EDMONTON	3	2	1	3	2
FLORIDA	7	1	0	1	0
LOS ANGELES	2	0	1	1	0
MINNESOTA	4	0	0	0	2
MONTRÉAL	0	0	0	0	0
NASHVILLE	3	0	0	0	4
NEW JERSEY	5	0	1	1	0
NY ISLANDERS	3	1	0	1	4
NY RANGERS	5	0	0	0	2
OTTAWA	8	0	0	0	4
PHILADELPHIA	5	0	3	3	2
PITTSBURGH	4	0	0	0	2
SAN JOSE	3	0	0	0	4
SEATTLE	3	0	1	1	2
ST. LOUIS	4	0	2	2	0
TAMPA BAY	7	0	1	1	2
TORONTO	7	0	2	2	2
VANCOUVER	4	0	3	3	0
VEGAS	3	0	0	0	4
WASHINGTON	3	0	0	0	0
WINNIPEG	4	0	0	0	0
NHL TOTALS:	131	8	24	32	56

CAREER RECORD

REGULAR SEASON

PLAYOFFS

YEAR	TEAM	LEAGUE	GP	TOI	G	A	PTS	+/-	PIM	PP	SH	GW	S	S%	GP	G	A	PTS	PIM
2017-18	Youngstown	USHL	5	n/a	0	1	1	1	0	0	0	0	3	0.0
2018-19	Northeastern	Hockey East	39	n/a	1	12	13	21	8	0	0	1	57	1.8
2019-20	Northeastern	Hockey East	33	n/a	3	18	21	0	20	1	0	1	46	6.5
2020-21	Northeastern	Hockey East	19	n/a	6	13	19	-5	8	4	0	0	47	12.8
2021-22	Northeastern	Hockey East	39	n/a	5	15	20	11	14	0	0	1	94	5.3
	Montreal	NHL	10	16:17	1	0	1	3	8	0	0	0	9	11.1
2022-23	Montreal	NHL	65	18:39	4	13	17	-3	26	0	0	0	70	5.7
2023-24	Montreal	NHL	56	17:28	3	11	14	-5	22	0	0	0	43	7.0
NHL TOTALS			131	17:58	8	24	32	-5	56	0	0	0	122	6.6
HOCKEY EAST TOTALS			130	...	15	58	73	276	50	5	0	3	244	6.1
USHL TOTALS			5	...	0	1	1	1	0	0	0	0	3	0.0

PLAYERS



38 BOONE JENNER

BOON JEH-nuhr



POSITION: Forward

SHOT: Left

HEIGHT: 6'2"

WEIGHT: 209

BORN: June 15, 1993

BIRTHPLACE: London, Ontario

RESIDES: Port Stanley, Ontario

BooneJenner

NHL YEAR: 12th

CBJ YEAR: 12th

CONTRACT STATUS: Signed Through 2025-26 (UFA)

2023-24 SEASON

- ★ Ranked second on the team in goals and fourth in points with 22-13-35 in 58 outings despite missing 17 games due to injury/illness
- ★ Notched his third-straight - and fourth career - 20-goal campaign, becoming the fourth player in CBJ history to record four or more 20-goal seasons (Rick Nash-8, Cam Atkinson-6, RJ Umberger-4)
- ★ Represented the Blue Jackets in his first NHL All-Star Game (2-0-2 in 2 GP) on Feb. 3 at Scotiabank Arena in Toronto
- ★ Skated in his 675th career game on Nov. 18 at Washington to surpass Rick Nash (674) and become the franchise's all-time leader in games played
- ★ Notched second career hat trick - and first natural hat trick - on Oct. 14 vs. the NY Rangers (Mar. 12, 2019 vs. Boston)

CAREER HIGHLIGHTS

- ★ Led Columbus in goals, recording 20 or more for the second-straight season and third time in his career with 26-19-45 in 68 games in 2022-23, posting the second-most goals and points in a single season in his career
- ★ Passed David Vyborny to move into fourth place on the club's all-time scoring list with his 318th point (assist) on Feb. 25, 2023 vs. Edmonton
- ★ Skated in his 628th career game on Jan. 28, 2023 at Seattle, surpassing Cam Atkinson for the second-most in franchise history
- ★ Named the seventh captain in franchise history prior to the start of the 2021-22 season
- ★ Led Columbus and ranked ninth-T in the NHL (min. 900 attempts) in faceoff win percentage (55.1 pct., 643-of-1,166) in 2019-20
- ★ Played every game of an NHL season for the third time in his career and was named winner of the Blue Jackets Community MVP award in 2019-20
- ★ Set a career high in assists in 2018-19, finishing with 16-22-38 in 77 contests for the Blue Jackets
- ★ Notched his first career hat trick, including his 100th NHL goal on his second of the game, on Mar. 12, 2019 vs. Boston (Tuukka Rask 2, Empty Net)
- ★ Led CBJ in hits (205), finishing 20th in the NHL in 2017-18
- ★ Set a career high, finishing second on the club and 19th-T in the NHL, with 216 hits in 2016-17
- ★ Set career highs with 30-19-49, 77 PIM, nine power play goals, 225 shots and 213 hits in 82 games in 2015-16
- ★ Led Columbus in multi-point games (12) and finished second in goals, power play goals, hits and game-winning goals (3, tied) in 2015-16
- ★ Became the fifth player to record 30 goals in a single season in franchise history on Apr. 2, 2016 at Carolina
- ★ Led all NHL rookie forwards in hits (212) and game-winning goals (5, tied); finished sixth in goals (tied, 16) and shooting pct. (12.6) in 2013-14
- ★ Set CBJ record for most game-winning goals by a rookie (5)
- ★ Scored his first and second career NHL goals on Oct. 17, 2013 at Montreal (Carey Price), both on the power play, becoming the first NHL player since Dustin Penner (on Nov. 30, 2005) to score his first two career goals with the man advantage in the same game

AMATEUR CAREER

- ★ Played in four seasons with Oshawa (OHL), collecting 111-135-246 and 265 penalty minutes in 227 games from 2009-13, and served as team captain from 2011-13
- ★ Finished third in the OHL in goals (45), fourth-T in game-winning goals (8) and 10th in points (82) in final season with Oshawa in 2012-13

INTERNATIONAL CAREER

- ★ Helped Canada win gold at the 2016 IIHF World Championships (2-2-4 in 10 GP)
- ★ Represented Canada at the 2012 (bronze) and 2013 IIHF World Junior Championships

PERSONAL

- ★ Nicknames are "Booner", "Bam Bam" and "Jenns"
- ★ Started playing hockey at the age of four and grew up idolizing Mike Modano and Steve Yzerman
- ★ As a child wanted to own a sports store when he grew up
- ★ His favorite sports teams are the Cincinnati Bengals, Toronto Blue Jays and Ohio State athletics
- ★ Has the ability to juggle
- ★ Would time travel if he could choose any superpower
- ★ Top three places around Columbus are Easton, German Village and Double Eagle
- ★ His top three musical artists are the Lumineers, Motley Crue and George Strait

CAREER TRANSACTIONS

- ★ Signed a four-year contract extension with the Blue Jackets through 2025-26 on July 28, 2021
- ★ Signed a four-year contract extension with Columbus on July 5, 2018
- ★ Signed a two-year contract extension with the Blue Jackets on Feb. 29, 2016
- ★ Signed a three-year entry level contract with Columbus on Mar. 28, 2012
- ★ Columbus' second round pick, 37th overall, at the 2011 NHL Draft





38 BOONE JENNER

SINGLE SEASON HIGHS

GP:	82 (2x), 2016-17
G:	30, 2015-16
A:	22, 2018-19
PTS:	49, 2015-16
+/-:	14, 2016-17
PIM:	77, 2015-16
PPG:	9, 2015-16
SHG:	2, 2016-17
GWG:	5, 2013-14
S:	225, 2015-16
S%:	14.4, 2021-22
TOI:	20:28, 2021-22
Hits:	216, 2016-17
Bks:	83, 2017-18
Multi-G GP:	3 (4x), 2023-24
Multi-A GP:	4, 2021-22
Multi-Pt GP:	12, 2015-16

GAME HIGHS

G:	3 (2x), Oct. 14, 2023 vs. NYR
A:	3, Jan. 25, 2016 vs. MTL
PTS:	3 (9x), Feb. 21, 2024 at ANA
PIM:	15 (2x), Dec. 21, 2017 at PIT
+/-:	5, Feb. 21, 2024 at ANA
S:	9 (2x), Feb. 13, 2024 at OTT
TOI:	26:42, Feb. 13, 2024 at OTT
Hits:	11, Nov. 27, 2017 at MTL
Bks:	5 (3x), Oct. 21, 2023 at MIN
G Streak:	4 (2x), Mar. 12-19, 2018 (4-1-5)
A Streak:	4, Feb. 15-22, 2022 (2-5-7)
Pt Streak:	6 (2x), Jan. 8-21, 2022 (4-3-7)
GP Streak:	175, Mar. 21, 2015-Apr. 9 2017

PENALTY SHOTS - 2

Date	Opp.	Goalie (Result)
Jan. 11, 2014	at WPG	Pavelec (Goal)
Dec. 13, 2014	vs. PIT	Greiss (Goal)

CAREER HIGHLIGHTS

Multi-G GP:	18x, Feb. 10, 2024 vs. TBL (2-0-2)
Multi-A GP:	21x, Feb. 21, 2024 at ANA (1-2-3)
Multi-Pt GP:	76x, Mar. 26, 2024 at ARI (1-1-2)
3-Pt GP:	9x, Feb. 21, 2024 at ANA (1-2-3)
4+ Pt GP:	0
OTG:	1x, Mar. 24, 2023 vs. NYI (0-4-0)

MILESTONES

1st GP:	Oct. 4, 2013 vs. CGY
1st G:	Oct. 17, 2013 at MTL
1st A:	Nov. 29, 2013 vs. EDM
100th GP:	Apr. 6, 2015 at NYR
200th GP:	Nov. 18, 2016 vs. NYR
300th GP:	Dec. 31, 2017 vs. TBL
400th GP:	Feb. 26, 2019 vs. PIT
500th GP:	Feb. 2, 2021 vs. DAL
600th GP:	Nov. 4, 2022 at COL
700th GP:	Feb. 28, 2024 at NYR
100th G:	Mar. 12, 2019 vs. BOS (2nd goal)
100th A:	Nov. 25, 2019 vs. OTT
100th Pt:	Nov. 12, 2016 vs. STL (2nd assist)
200th Pt:	Oct. 19, 2019 vs. NYI (goal)
300th Pt:	Dec. 2, 2022 at WPG (assist)

HAT TRICKS - 2

Date	Opp.	Goalie
Mar. 12, 2019	vs. BOS	Rask (2, EN)
Oct. 14, 2023	vs. NYR	Shesterkin (3)

SHOOTOUTS

	G	S	S%	GDG
2023-24	0	0	0.0	0
CAREER	2	10	20.0	2

VS. THE NHL

TEAM	GP	G	A	PTS	PIM
ANAHEIM	17	3	5	8	6
ARIZONA	18	9	6	15	18
BOSTON	23	9	4	13	23
BUFFALO	23	6	7	13	21
CALGARY	19	2	2	4	6
CAROLINA	39	7	11	18	18
CHICAGO	21	7	4	11	2
COLORADO	17	7	7	14	16
COLUMBUS	0	0	0	0	0
DALLAS	22	5	3	8	13
DETROIT	33	11	13	24	10
EDMONTON	17	4	5	9	14
FLORIDA	33	12	8	20	8
LOS ANGELES	17	2	4	6	0
MINNESOTA	15	2	1	3	4
MONTREAL	25	6	7	13	4
NASHVILLE	23	9	3	12	10
NEW JERSEY	34	11	8	19	14
NY ISLANDERS	30	6	8	14	12
NY RANGERS	34	7	8	15	10
OTTAWA	23	8	4	12	22
PHILADELPHIA	32	14	6	20	23
PITTSBURGH	32	8	5	13	49
SAN JOSE	18	10	5	15	4
SEATTLE	5	0	2	2	4
ST. LOUIS	17	5	3	8	12
TAMPA BAY	27	6	6	12	14
TORONTO	24	5	8	13	30
VANCOUVER	18	1	5	6	6
VEGAS	11	2	2	4	12
WASHINGTON	33	3	9	12	25
WINNIPEG	15	5	3	8	0
NHL TOTALS:	715	192	172	364	410

CAREER RECORD

REGULAR SEASON

PLAYOFFS

YEAR	TEAM	LEAGUE	GP	TOI	G	A	PTS	+/-	PIM	PP	SH	GW	S	S%	GP	G	A	PTS	PIM
2009-10	Oshawa	OHL	65	n/a	19	30	49	-22	91	8	2	3	n/a	n/a
2010-11	Oshawa	OHL	63	n/a	25	41	66	10	57	4	2	5	n/a	n/a	10	7	5	12	14
2011-12	Oshawa	OHL	43	n/a	22	27	49	12	59	7	4	3	n/a	n/a	6	4	7	11	10
	Springfield	AHL	5	n/a	1	0	1	-1	2	0	0	0	9	11.1
2012-13	Oshawa	OHL	56	n/a	45	37	82	23	58	12	0	8	n/a	n/a	9	2	6	8	8
	Springfield	AHL	5	n/a	3	1	4	1	0	1	0	1	14	21.4	8	2	3	5	8
2013-14	Columbus	NHL	72	14:05	16	13	29	6	45	4	0	5	127	12.6	6	3	2	5	4
2014-15	Columbus	NHL	31	18:16	9	8	17	-5	12	2	0	2	83	10.8
2015-16	Columbus	NHL	82	16:25	30	19	49	-15	77	9	1	3	225	13.3
2016-17	Columbus	NHL	82	16:04	18	16	34	14	52	0	2	4	211	8.5	5	2	1	3	14
2017-18	Columbus	NHL	75	16:28	13	19	32	1	39	2	0	2	187	7.0	6	1	2	3	4
2018-19	Columbus	NHL	77	17:04	16	22	38	6	42	1	1	3	170	9.4	10	1	2	3	2
2019-20	Columbus	NHL	70	18:07	11	13	24	-14	36	2	0	1	179	6.2	10	1	0	1	4
2020-21	Columbus	NHL	41	18:00	8	9	17	-9	6	1	1	0	79	10.1
2021-22	Columbus	NHL	59	20:28	23	21	44	-11	22	8	0	3	160	14.4
2022-23	Columbus	NHL	68	20:12	26	19	45	-32	51	7	0	3	214	12.2
2023-24	Columbus	NHL	58	20:06	22	13	35	-8	28	5	1	1	155	14.2
CBJ/NHL TOTALS			715	17:33	192	172	364	-67	410	41	6	27	1,790	10.7	37	8	7	15	28
AHL TOTALS			10	...	4	1	5	0	2	1	0	1	23	17.4	8	2	3	5	8
OHL TOTALS			227	...	111	135	246	23	265	31	8	19	25	13	18	31	32

PLAYERS



55 DAVID JIRICEK

DAY-vihd YIHR-ih-chehk



POSITION: Defense

SHOT: Right

HEIGHT: 6'4"

WEIGHT: 204

BORN: November 28, 2003

BIRTHPLACE: Klatovy, Czech Republic

RESIDES: Klatovy, Czechia

X @DavidJiricek

📷 David_Jiricek11

NHL YEAR: 3rd

CBJ YEAR: 3rd

CONTRACT STATUS: Signed Through 2025-26 (RFA)

2023-24 SEASON

- ★ Finished ninth-T among NHL rookie blueliners in assists and 11th-T in points with 1-9-10 in 43 games
- ★ Registered 0-4-4 in five games with the Blue Jackets from Dec. 14-27
- ★ Posted his first career NHL goal in his CBJ season debut on Oct. 14 vs. the NY Rangers (Igor Shesterkin)
- ★ Added 7-12-19 in 29 AHL outings with Cleveland
- ★ Ranked third among AHL blueliners in scoring and fourth-T in assists during the Calder Cup Playoffs with 3-8-11 in 14 contests to help the Monsters reach the Eastern Conference Finals

CAREER HIGHLIGHTS

- ★ Skated in four games with Columbus in 2022-23, becoming the second-youngest defenseman to make his NHL debut in club history on Oct. 28 vs. Boston (Rostislav Klesla; 18-years, 200-days on Oct. 7, 2000 vs. Chicago)
- ★ Named to the AHL's Top Prospect Team in 2022-23 after leading league rookie blueliners in points-per-game (0.69; min. 15 GP) and ranking second-T in assists and third in points with 6-32-38 in 55 games with Cleveland
- ★ Collected 5-6-11 and 49 PIM in 29 appearances with HC Plzen in Czechia's top professional league in 2021-22 before missing the second half of the season due to a knee injury suffered at the 2022 IIHF World Junior Championships
- ★ Ranked second on the team in PIM and finished second among club blueliners in goals and third in points in 2021-22
- ★ Named the 2020-21 Czech Extraliga Rookie of the Year at 17-years-old after posting 3-6-9 in 29 games with HC Plzen
- ★ Suited up for four different teams in Czechia during the season in 2019-20, including making his men's professional league debut and skating in four games for HC Plzen (Czechia)

AMATEUR CAREER

- ★ Registered 6-11-17 and 10 penalty minutes in 24 appearances with HC Plzen's junior team in the DHL Cup in 2019-20

INTERNATIONAL CAREER

- ★ Was named the 2023 IIHF World Junior Championships' Best Defenseman and to the All-Star Team after helping Czechia win a silver medal with 3-4-7 in seven games
- ★ Collected 1-1-2 in five games with Czechia in the 2022 IIHF World Championships, helping the country win a bronze medal
- ★ Served as an alternate captain at the summer 2022 IIHF World Junior Championships for Czechia and posted 0-4-4 in seven games
- ★ Skated for Czechia at the 2021 IIHF World Junior Championships and IIHF U18 World Championships, combining for 1-1-2 in nine games
- ★ Was named a top three player for his country at the 2021 World Junior tournament

PERSONAL

- ★ Nickname is "Jiri"
- ★ Started playing hockey at the age of three and idolized former Blue Jacket Jaroslav Spacek growing up
- ★ Would be a banker if he wasn't a professional hockey player
- ★ Also played soccer, tennis and volleyball while growing up

- ★ Enjoys playing other sports and watching movies or TV shows in his free time
- ★ His favorite athletes of all-time are Michael Jordan, Jaromir Jagr and Tom Brady
- ★ His favorite movies are the *Rocky* and *Pirates of Caribbean* series

CAREER TRANSACTIONS

- ★ Signed a three-year entry level contract with the Blue Jackets on July 12, 2022
- ★ Columbus' first round pick, sixth overall, at the 2022 NHL Draft





55 DAVID JIRICEK

SINGLE SEASON HIGHS

GP:	43, 2023-24
G:	1, 2023-24
A:	9, 2023-24
PTS:	10, 2023-24
+/-:	-4 (2x), 2023-24
PIM:	22, 2023-24
PPG:	0
SHG:	0
GWG:	1, 2023-24
S:	38, 2023-24
S%:	2.6, 2023-24
TOI:	18:04, 2022-23
Hits:	23, 2023-24
BKS:	45, 2023-24
Multi-G GP:	0
Multi-A GP:	1, 2023-24
Multi-Pt GP:	1, 2023-24

GAME HIGHS

G:	1, Oct. 14, 2023 vs. NYR
A:	2, Dec. 14, 2023 at TOR
PTS:	2, Dec. 14, 2023 at TOR
PIM:	4, Dec. 3, 2023 at BOS
+/-:	1 (10x), Apr. 6, 2024 vs. PHI
S:	3, Nov. 18, 2023 at WSH
TOI:	21:02, Apr. 8, 2023 vs. NYR
Hits:	3 (3x), Dec. 27, 2023 at NJD
BKS:	4 (2x), Nov. 2, 2023 vs. TBL
G Streak:	1, Oct. 14, 2023 vs. NYR (1-0-1)
A Streak:	2, Dec. 14-16, 2023 (0-3-3)
Pt Streak:	2, Dec. 14-16, 2023 (0-3-3)
GP Streak:	17, Nov. 14-Dec. 16, 2023

PENALTY SHOTS - 0

Date	Opp.	Goalie (Result)
------	------	-----------------

CAREER HIGHLIGHTS

Multi-G GP:	0
Multi-A GP:	1x, Dec. 14, 2023 at TOR (0-2-2)
Multi-Pt GP:	1x, Dec. 14, 2023 at TOR (0-2-2)
3-Pt GP:	0
4+ Pt GP:	0
OTG:	0

MILESTONES

1st GP:	Oct. 28, 2022 vs. BOS
1st G:	Oct. 14, 2023 vs. NYR
1st A:	Oct. 21, 2023 at MIN

HAT TRICKS - 0

Date	Opp.	Goalie
------	------	--------

SHOOTOUTS

	G	S	S%	GDG
2023-24	0	0	0.0	0
CAREER	0	0	0.0	0

VS. THE NHL

TEAM	GP	G	A	PTS	PIM
ANAHEIM	1	0	0	0	0
ARIZONA	1	0	0	0	2
BOSTON	4	0	1	1	6
BUFFALO	1	0	0	0	0
CALGARY	1	0	0	0	0
CAROLINA	3	0	0	0	4
CHICAGO	1	0	0	0	2
COLORADO	0	0	0	0	0
COLUMBUS	0	0	0	0	0
DALLAS	1	0	0	0	0
DETROIT	1	0	0	0	0
EDMONTON	0	0	0	0	0
FLORIDA	2	0	0	0	0
LOS ANGELES	1	0	1	1	0
MINNESOTA	2	0	1	1	2
MONTREAL	2	0	0	0	2
NASHVILLE	1	0	0	0	0
NEW JERSEY	4	0	2	2	2
NY ISLANDERS	3	0	0	0	0
NY RANGERS	2	1	0	1	2
OTTAWA	1	0	0	0	0
PHILADELPHIA	4	0	1	1	0
PITTSBURGH	1	0	0	0	0
SAN JOSE	0	0	0	0	0
SEATTLE	0	0	0	0	0
ST. LOUIS	1	0	0	0	0
TAMPA BAY	2	0	0	0	0
TORONTO	3	0	2	2	0
VANCOUVER	0	0	0	0	0
VEGAS	0	0	0	0	0
WASHINGTON	3	0	1	1	2
WINNIPEG	1	0	0	0	0
NHL TOTALS:	47	1	9	10	24

CAREER RECORD

REGULAR SEASON

PLAYOFFS

YEAR	TEAM	LEAGUE	GP	TOI	G	A	PTS	+/-	PIM	PP	SH	GW	S	S%	GP	G	A	PTS	PIM
2019-20	HC Plzen	Czechia	4	n/a	0	0	0	1	2	n/a	n/a	n/a	n/a	n/a
	HC Plzen U20	DHL Cup	24	n/a	6	11	17	6	10	n/a	n/a	n/a	n/a	n/a
2020-21	HC Plzen	Czechia	34	n/a	3	6	9	13	34	n/a	n/a	n/a	n/a	n/a	2	0	1	1	4
2021-22	HC Plzen	Czechia	29	n/a	5	6	11	0	49	n/a	n/a	n/a	n/a	n/a
2022-23	Columbus	NHL	4	18:04	0	0	0	-4	2	0	0	0	5	0.0
	Cleveland	AHL	55	n/a	6	32	38	-11	36	4	0	1	101	5.9
2023-24	Columbus	NHL	43	14:36	1	9	10	-4	22	0	0	1	38	2.6
	Cleveland	AHL	29	n/a	7	12	19	-16	21	2	0	0	59	11.9	14	3	8	11	10
CBJ/NHL TOTALS			47	14:54	1	9	10	-8	24	0	0	1	43	2.3
AHL TOTALS			84	...	13	44	57	-27	57	6	0	1	160	8.1	14	3	8	11	10
CZECHIA TOTALS			67	...	8	12	20	14	85	2	0	1	1	4
DHL CUP TOTALS			24	...	6	11	17	6	10

PLAYERS



3 JACK JOHNSON

JAK JAWN-suhn



POSITION: Defense

SHOT: Left

HEIGHT: 6'2"

WEIGHT: 225

BORN: January 13, 1987

BIRTHPLACE: Indianapolis, Indiana

RESIDES: Dublin, Ohio

NHL YEAR: 19th

CBJ YEAR: 8th

CONTRACT STATUS: Signed Through 2024-25 (UFA)

2023-24 SEASON

- ★ Ranked fourth on the Avalanche in hits (78) and blocked shots (89) and recorded 3-13-16 in 80 games

CAREER HIGHLIGHTS

- ★ Dressed in a career-high 83 combined games between Colorado and Chicago in 2022-23
- ★ Became the 14th U.S.-born defenseman to appear in 1,100 contests in NHL history on Apr. 1, 2023 vs. Dallas
- ★ Helped Colorado win the Stanley Cup in 2021-22
- ★ Led the Penguins in blocked shots (97) and ranked second in hits (183) in 2019-20 and finished with 3-8-11 in 67 games
- ★ Appeared in all 82 games for the fifth time in his NHL career while playing in his first season with Pittsburgh in 2018-19
- ★ Led the Penguins and set career highs in hits (233) and blocked shots (147), while ranking fifth among NHL defensemen in hits in 2018-19
- ★ Ranked second on Columbus in blocked shots (135) and fourth in average ice time (19:33), while finishing with 3-8-11 in 77 contests in 2017-18
- ★ Registered 5-18-23 and a career-high +23 rating in 82 games with Columbus in 2016-17, finishing second-T on the club and 10th-T among NHL blueliners in plus/minus rating
- ★ Was the only Blue Jackets defender to appear in every game in 2016-17, leading the team in blocked shots (134) and total minutes (1,789:26)
- ★ Led CBJ defensemen in goals (6) and ranked second on the club in average ice time (24:11) and third in blocked shots (102) in 2015-16
- ★ Led all Blue Jackets defenders in scoring with 8-32-40 in 79 games and led the club in blocked shots (131) and average ice time (24:10) in 2014-15
- ★ Was the only Blue Jackets defenseman to appear in all 82 games, while leading the team in blocked shots (128) and average ice time (24:41) in 2013-14
- ★ Split 2011-12 between the Kings and Blue Jackets, appearing in 82 games and scoring a career-high 12 goals, tied for sixth among NHL defensemen
- ★ Scored two overtime goals, the only NHL defenseman to tally multiple OT goals and his five game winners tied for second among all league blueliners in 2011-12
- ★ Led all Kings blueliners with a career highs in assists and points, finishing with 5-37-42 in 82 games in 2010-11
- ★ His 28 power-play points finished tied for fourth among league defenders in 2010-11
- ★ Finished second among Kings defensemen in points (36) and ranked second on the club in average ice time (22:37) in 2009-10
- ★ Finished second among NHL rookies in blocked shots (136) and third in average ice time (21:42) with 3-8-11 in 74 games with Los Angeles in 2007-08
- ★ Made his NHL debut with the Kings on Mar. 29, 2007 and dressed in five games

AMATEUR CAREER

- ★ Was named to the CCHA First All-Star Team and NCAA West First All-American Team at Michigan and was the CCHA Best Offensive Defenseman after leading all NCAA blueliners in goals (16) and points per game (1.08) and finishing second in points (39-tied) in 2006-07
- ★ Named to the CCHA All-Rookie Team in 2005-06 after setting a school freshman record for points with 10-22-32 in 38 games at Michigan
- ★ Spent the 2004-05 and 2003-04 campaigns with the U.S. National Team Development Program in Ann Arbor, Michigan

INTERNATIONAL CAREER

- ★ Won a silver medal with Team USA at the 2010 Winter Olympic Games in Vancouver
- ★ Has represented his country at five IIHF World Championships (2007, 2009, 2010, 2011, 2012), two IIHF World Junior Championships (2006, 2007), two IIHF U18 World Championships (2004, 2005) and the World Cup of Hockey (2016)
- ★ Served as captain of the U.S. men's national team at both the 2010 and 2012 IIHF World Championships
- ★ Won gold at the 2005 IIHF World Junior Championships, silver at the 2004 IIHF U18 World Championships and bronze at the 2007 IIHF World Junior Championships

PERSONAL

- ★ Nickname is "JJ"
- ★ Started playing hockey at the age of five and grew up idolizing Sergei Fedorov
- ★ He and his wife, Kelly, have a daughter, Jacklyn, and two sons, Ty and Tom
- ★ Wanted to be a Navy Seal when he was younger
- ★ Would want the ability to fly if he could choose any superpower
- ★ His favorite movies are *Gladiator* and *Caddy Shack* and his favorite TV show is *Home Improvement*

CAREER TRANSACTIONS

- ★ Signed a one-year deal with Columbus on July 3, 2024
- ★ Signed a one-year contract extension with the Avalanche on July 3, 2023
- ★ Acquired by Colorado from Chicago in exchange for D Andreas Englund on Feb. 26, 2023
- ★ Signed a one year deal with the Blackhawks on Aug. 17, 2022
- ★ Signed by Colorado to a one-year contract on Oct. 10, 2021
- ★ Signed a one-year deal with the NY Rangers as a free agent on Oct. 9, 2020
- ★ Signed a five-year contract with Pittsburgh on July 1, 2018
- ★ Acquired by Columbus, along with Los Angeles' first-round pick (F Marko Dano) in the 2013 NHL Draft, in exchange for C Jeff Carter on Feb. 23, 2012
- ★ Signed a seven-year extension contract with Los Angeles on Jan. 9, 2010
- ★ Signed a two-year extension contract with Los Angeles on July 17, 2009
- ★ Signed a three-year entry contract with Los Angeles on Mar. 27, 2007
- ★ Acquired by Los Angeles, along with D Oleg Tverdovsky, in exchange for C Eric Belanger and D Tim Gleason on Sept. 29, 2006
- ★ Drafted in the first round, third overall, by Carolina in the 2005 NHL Entry Draft





3 JACK JOHNSON

SINGLE SEASON HIGHS

GP:	83, 2022-23
G:	12, 2011-12
A:	37, 2010-11
PTS:	42, 2010-11
+/-:	23, 2016-17
PIM:	76, 2007-08
PPG:	5, 2011-12
SHG:	1, 2019-20
GWG:	5, 2011-12
S:	176, 2011-12
S%:	12.0, 2008-09
TOI:	25:58, 2012-13
Hits:	233, 2018-19
Bks:	147, 2018-19
Multi-G GP:	1, 2015-16
Multi-A GP:	7 (2x), 2010-11
Multi-Pt GP:	9, 2010-11

GAME HIGHS

G:	2, Jan. 2, 2016 vs. WSH
A:	3 (4x), Mar. 1 2014 vs. FLA
PTS:	4, Feb. 4 2010 vs. ANA
PIM:	20, Oct. 26, 2021 vs. VGK
+/-:	5, Feb 25, 2017 vs. NYI
S:	8, Apr. 3, 2012 at PHX
TOI:	34:59, Feb 2, 2013 vs. DET
Hits:	8 (4x), Dec. 10, 2019 vs. MTL
Bks:	7 (3x), Feb. 2, 2020 at WSH
G Streak:	3, Mar. 28-Apr. 2 2015 (3-0-3)
A Streak:	5, Dec. 21-29, 2010 (1-5-6)
Pt Streak:	6, Dec. 21-30, 2010 (2-5-7)
GP Streak:	210, Jan 31, 2010- Feb 23, 2013

PENALTY SHOTS - 1

Date	Opp.	Goalie (Result)
Jan. 17, 2011	at DAL	Bernier (No Goal)

CAREER HIGHLIGHTS

Multi-G GP:	1x, Jan 2, 2016 vs. WSH (2-1-3)
Multi-A GP:	28x, Jan. 4. 2024 at DAL (0-2-2)
Multi-Pt GP:	40x, Feb. 18, 2024 vs. ARI (1-1-2)
3-Pt GP:	6x, Jan. 2, 2016 vs. WSH (2-1-3)
4+ Pt GP:	1x, Feb. 4, 2010 vs ANA (1-3-4)
OTG:	3x, Mar. 31, 2015 vs. NJD (0:56)

MILESTONES

1st GP:	Mar. 29, 2007 vs. VAN
1st G:	Oct. 19, 2007 at VAN
1st A:	Oct. 10, 2007 at DAL
100th GP:	Mar. 1, 2009 at CHI
200th GP:	Apr. 11, 2010 at COL
300th GP:	Nov. 16, 2011 vs. ANA
400th GP:	Apr. 9, 2013 vs. SJS
500th GP:	Oct. 31, 2014 vs. TOR
600th GP:	Dec. 12, 2015 vs. NYI
700th GP:	Mar. 19, 2017 at NJD
800th GP:	Nov. 3, 2018 vs. TOR
900th GP:	Dec. 12, 2019 vs. CBJ
1,000th GP:	Mar. 1, 2022 vs. NYI
1,100th GP:	Apr. 1, 2023 vs. DAL
100th A:	Mar. 23, 2012 vs. CAR
200th A:	Feb. 7, 2017 at DET
100th P:	Apr. 9, 2011 vs. ANA (goal)
200th P:	Nov. 29, 2014 at NSH (assist)
300th P:	Jan. 16, 2020 at BOS (goal)

HAT TRICKS - 0

Date	Opp.	Goalie
------	------	--------

SHOOTOUTS

	G	S	S%	GDG
2023-24	0	0	0.0	0
CAREER	13	41	31.7	1

VS. THE NHL

TEAM	GP	G	A	PTS	PIM
ANAHEIM	50	3	17	20	30
ARIZONA	61	4	17	21	32
BOSTON	34	3	6	9	10
BUFFALO	32	0	10	10	20
CALGARY	41	2	6	8	24
CAROLINA	33	1	5	6	12
CHICAGO	41	4	8	12	12
COLORADO	37	2	9	11	31
COLUMBUS	29	0	9	9	12
DALLAS	55	4	19	23	26
DETROIT	48	2	10	12	10
EDMONTON	43	4	10	14	28
FLORIDA	29	3	6	9	16
LOS ANGELES	28	3	8	11	8
MINNESOTA	45	4	14	18	22
MONTREAL	33	0	4	4	14
NASHVILLE	40	2	5	7	18
NEW JERSEY	39	3	7	10	14
NY ISLANDERS	43	6	6	12	18
NY RANGERS	35	1	5	6	18
OTTAWA	31	1	6	7	18
PHILADELPHIA	38	4	8	12	20
PITTSBURGH	34	2	10	12	17
SAN JOSE	56	3	11	14	46
SEATTLE	9	0	1	1	2
ST. LOUIS	43	2	7	9	48
TAMPA BAY	27	0	5	5	31
TORONTO	30	2	4	6	8
VANCOUVER	44	4	10	14	24
VEGAS	16	0	2	2	24
WASHINGTON	35	5	9	14	10
WINNIPEG	28	3	5	8	14
NHL TOTALS:	1,187	77	259	336	637

CAREER RECORD

REGULAR SEASON

PLAYOFFS

YEAR	TEAM	LEAGUE	GP	TOI	G	A	PTS	+/-	PIM	PP	SH	GW	S	S%	GP	G	A	PTS	PIM
2005-06	Michigan	NCAA	38	n/a	10	22	32	n/a	149	5	0	2	104	9.6
2006-07	Michigan	NCAA	36	n/a	16	23	39	n/a	87	4	2	2	96	16.7
	Los Angeles	NHL	5	21:23	0	0	0	-5	18	0	0	0	5	0.0
2007-08	Los Angeles	NHL	74	21:42	3	8	11	-19	76	0	0	0	81	3.7
2008-09	Los Angeles	NHL	41	20:17	6	5	11	-18	46	3	0	0	50	12.0
2009-10	Los Angeles	NHL	80	22:37	8	28	36	-15	48	3	0	0	130	6.2	6	0	7	7	6
2010-11	Los Angeles	NHL	82	23:12	5	37	42	-21	44	3	0	0	153	3.3	6	1	4	5	0
2011-12	Los Angeles	NHL	61	22:31	8	16	24	-12	24	5	0	4	120	6.7
	Columbus	NHL	21	27:25	4	10	14	5	15	0	0	1	56	7.1
2012-13	Columbus	NHL	44	25:58	5	14	19	-5	12	3	0	1	96	5.2
2013-14	Columbus	NHL	82	24:41	5	28	33	-7	48	4	0	0	147	3.4	6	3	4	7	4
2014-15	Columbus	NHL	79	24:10	8	32	40	-13	44	3	0	1	141	5.7
2015-16	Columbus	NHL	60	24:11	6	8	14	-16	25	3	0	2	86	7.0
2016-17	Columbus	NHL	82	21:49	5	18	23	23	32	1	0	1	116	4.3	5	1	1	2	0
2017-18	Columbus	NHL	77	19:33	3	8	11	-6	22	0	0	1	88	3.4
2018-19	Pittsburgh	NHL	82	19:17	1	12	13	-4	41	1	0	0	86	1.2	3	0	0	0	6
2019-20	Pittsburgh	NHL	67	19:28	3	8	11	-1	26	0	1	0	63	4.8	4	0	0	0	0
2020-21	NY Rangers	NHL	13	16:58	1	0	1	-5	8	0	0	0	13	7.7
2021-22	Colorado	NHL	74	16:45	1	8	9	5	42	0	0	0	57	1.8	13	0	0	0	10
2022-23	Chicago	NHL	58	19:50	0	4	4	-25	16	0	0	0	63	0.0
	Colorado	NHL	25	17:33	2	2	4	10	12	0	0	0	29	6.9	3	0	0	0	2
2023-24	Colorado	NHL	80	14:56	3	13	16	15	38	0	0	0	76	4.0	11	0	0	0	2
CBJ TOTALS			445	23:22	36	118	154	-19	198	14	0	7	730	4.9	11	4	5	9	4
NHL TOTALS			1187	21:11	77	259	336	-114	637	29	1	11	1656	4.6	57	5	16	21	30
NCAA TOTALS			74	...	26	45	71	...	236	9	2	4	200	13.0

PLAYERS



91 KENT JOHNSON

KEHNT JAWN-suhn



POSITION: Center / Left Wing

SHOT: Left

HEIGHT: 6'0"

WEIGHT: 180

BORN: October 18, 2002

BIRTHPLACE: Port Moody, British Columbia

RESIDES: Vancouver, British Columbia

19KJohnson

NHL YEAR: 4th

CBJ YEAR: 4th

CONTRACT STATUS: Signed Through 2026-27 (RFA)

2023-24 SEASON

- ★ Missed the final 24 games of the season after suffering a shoulder injury on Feb. 28 at the NY Rangers
- ★ Collected 3-5-8 with three multi-point efforts in six games from Dec. 7-19, including his first career two-goal/three-point game on Dec. 14 at Toronto
- ★ Added 5-10-15 while collecting points in eight of 10 contests with Cleveland (AHL) from Nov. 3-26

CAREER HIGHLIGHTS

- ★ Posted the then third-most points and tied for the fourth-most goals and game-winning goals by a rookie in a season in franchise history with 16-24-40 and three GWG in 79 games with Columbus in 2022-23
- ★ Finished third-T among NHL rookies in power play goals (5) and game-winning goals, fifth in points and sixth in goals in 2022-23
- ★ Played for five different teams in 2021-22, including making his pro debut, registering 0-3-3 in nine appearances with the Blue Jackets at the end of the campaign

AMATEUR CAREER

- ★ Spent majority of the 2021-22 campaign at the University of Michigan (Big Ten), collecting 8-29-37 in 32 outings as a sophomore
- ★ Ranked fourth in the NCAA in assists-per-game (.91), eighth-T in assists and 17th-T in points-per-game (1.16) in 2021-22
- ★ Tied for the team lead in assists and finished fourth in points and was named Honorable Mention All-Big Ten in 2021-22
- ★ Recorded 9-18-27 in 26 games as a freshman at Michigan (Big Ten) in 2020-21, finishing second in rookie scoring in the BIG Ten and third in the nation for rookie points-per-game (1.04)
- ★ Finished second on the team in assists and points and third in goals in 2020-21
- ★ Named Honorable Mention All-Big Ten and to Big Ten All-Freshman Team in 2020-21
- ★ Awarded the Vern Bye Memorial Trophy (MVP), Brett Hull Trophy (Top Scorer) and Bob Fenton Trophy (Most Sportsmanlike Player) and was named the CJHL's Top Forward, while also being named to the BCHL's First All-Star Team in 2019-20 after leading the league in goals, assists and points with 41-60-101 in 52 games with the Trail Smoke Eaters

INTERNATIONAL CAREER

- ★ Represented Canada at the 2022 Winter Olympic Games (1-4-5 in 5 GP), 2022 IIHF World Championships (4-3-7 in 10 appearances) and 2022 IIHF World Junior Championships (1-0-1 in 2 GP in Winter tournament/3-6-9 in 7 GP in Summer tournament)
- ★ Was the fourth player in IIHF history to record a goal at the three tournaments in a calendar year (Saku Koivu, Evgeni Malkin, Eeli Tolvanen)
- ★ Scored the golden goal in overtime to lead Canada to a gold medal at the summer 2022 IIHF World Junior Championships

PERSONAL

- ★ Nickname is "KJ"
- ★ Started playing hockey at the age of four and idolized Patrick Kane growing up
- ★ His most memorable moment in hockey was winning a gold medal with Canada at the 2022 IIHF World Junior Championships
- ★ Also played baseball, basketball and soccer while growing up

- ★ One thing that people might not know about him is that he's half Finnish
- ★ His favorite musical artists are Luke Combs and Chris Stapleton
- ★ His top three movies are *The Big Short*, *Moneyball* and *Draft Day*

CAREER TRANSACTIONS

- ★ Signed a three-year extension with the Blue Jackets on July 27, 2024
- ★ Signed a three-year entry level contract with the Blue Jackets on Apr. 8, 2022
- ★ Columbus' first first-round pick, fifth overall, at the 2021 NHL Draft





91 KENT JOHNSON

SINGLE SEASON HIGHS

GP:	79, 2022-23
G:	16, 2022-23
A:	24, 2022-23
PTS:	40, 2022-23
+/-:	2, 2021-22
PIM:	14, 2022-23
PPG:	5, 2022-23
SHG:	0
GWG:	3, 2022-23
S:	126, 2022-23
S%:	12.7, 2022-23
TOI:	14:31, 2022-23
Hits:	15, 2022-23
Bks:	30, 2022-23
Multi-G GP:	1, 2023-24
Multi-A GP:	4, 2022-23
Multi-Pt GP:	7, 2022-23

GAME HIGHS

G:	2, Dec. 14, 2023 at TOR
A:	2 (5x), Dec. 7, 2023 at NYI
PTS:	3, Dec. 14, 2023 at TOR
PIM:	4, Feb. 10, 2024 vs. TBL
+/-:	4, Dec. 14, 2023 at TOR
S:	5 (3x), Jan. 4, 2024 at PHI
TOI:	22:40, Apr. 13, 2023 vs. PIT
Hits:	2 (4x), Feb. 21, 2024 at ANA
Bks:	4, Dec. 3, 2023 at BOS
G Streak:	3, Oct. 22-25, 2022 (3-0-3)
A Streak:	2 (2x), Dec 7-8, 2023 (0-3-3)
Pt Streak:	4, Oct. 20-25, 2022 (3-1-4)
GP Streak:	68, Nov. 15, 2022-Apr. 14, 2023

PENALTY SHOTS - 0

Date	Opp.	Goalie (Result)
------	------	-----------------

CAREER HIGHLIGHTS

Multi-G GP:	1x, Dec. 14, 2023 at TOR (2-1-3)
Multi-A GP:	5x, Dec. 7, 2023 at NYI (0-2-2)
Multi-Pt GP:	10x, Dec. 19, 2023 at BUF (1-1-2)
3-Pt GP:	1x, Dec. 14, 2023 at TOR (2-1-3)
4+ Pt GP:	0
OTG:	2x, Dec. 14, 2023 at TOR (3:26)

MILESTONES

1st GP:	Apr. 13, 2022 vs. MTL
1st G:	Oct. 22, 2022 vs. PIT
1st A:	Apr. 19, 2022 at SJS
100th GP:	Dec. 7, 2023 at NYI

HAT TRICKS - 0

Date	Opp.	Goalie
------	------	--------

SHOOTOUTS

	G	S	S%	GDG
2023-24	0	2	0.0	0
CAREER	1	4	25.0	1

VS. THE NHL

TEAM	GP	G	A	PTS	PIM
ANAHEIM	5	0	1	1	0
ARIZONA	2	1	0	1	0
BOSTON	5	1	0	1	0
BUFFALO	6	2	1	3	0
CALGARY	4	0	0	0	0
CAROLINA	2	0	2	2	2
CHICAGO	2	0	0	0	0
COLORADO	2	0	0	0	0
COLUMBUS	0	0	0	0	0
DALLAS	3	1	1	2	0
DETROIT	4	1	1	2	0
EDMONTON	4	1	3	4	0
FLORIDA	4	1	0	1	0
LOS ANGELES	5	0	1	1	0
MINNESOTA	4	1	0	1	0
MONTRÉAL	4	0	2	2	2
NASHVILLE	2	0	1	1	0
NEW JERSEY	6	0	1	1	0
NY ISLANDERS	5	2	3	5	0
NY RANGERS	7	1	1	2	4
OTTAWA	6	1	2	3	2
PHILADELPHIA	4	1	1	2	0
PITTSBURGH	5	1	2	3	2
SAN JOSE	4	1	3	4	2
SEATTLE	4	1	1	2	0
ST. LOUIS	4	0	2	2	2
TAMPA BAY	7	0	2	2	6
TORONTO	6	4	3	7	0
VANCOUVER	4	0	0	0	0
VEGAS	2	0	0	0	0
WASHINGTON	5	0	2	2	2
WINNIPEG	3	1	1	2	2
NHL TOTALS:	130	22	37	59	26

CAREER RECORD

REGULAR SEASON

PLAYOFFS

YEAR	TEAM	LEAGUE	GP	TOI	G	A	PTS	+/-	PIM	PP	SH	GW	S	S%	GP	G	A	PTS	PIM
2017-18	Trail	BCHL	2	n/a	0	0	0	n/a	2	0	0	n/a	n/a	n/a
2018-19	Trail	BCHL	57	n/a	20	26	46	n/a	24	9	0	n/a	n/a	n/a	12	7	5	12	4
2019-20	Trail	BCHL	52	n/a	41	60	101	n/a	14	14	1	n/a	n/a	n/a	4	1	6	7	2
2020-21	Michigan	Big10	26	n/a	9	18	27	16	4	3	0	1	53	17.0
2021-22	Michigan	Big10	32	n/a	8	29	37	25	6	4	1	4	74	10.8
	Columbus	NHL	9	12:27	0	3	3	2	2	0	0	0	5	0
2022-23	Columbus	NHL	79	14:31	16	24	40	-19	14	5	0	3	126	12.7
2023-24	Columbus	NHL	42	13:33	6	10	16	-2	10	0	0	1	62	9.7
	Cleveland	AHL	10	n/a	5	10	15	5	0	3	0	0	29	17.2
CBJ/NHL TOTALS			130	14:03	22	37	59	-19	26	5	0	4	193	11.4
AHL TOTALS			10	...	5	10	15	5	0	3	0	0	29	17.2
NCAA TOTALS			58	...	17	47	64	41	10	7	1	5	127	13.4
BCHL TOTALS			111	...	61	86	147	...	40	23	1	16	8	11	19	6

PLAYERS



7 SEAN KURALY

SHAWN kuhr-AL-ee



POSITION: Center

SHOT: Left

HEIGHT: 6'2"

WEIGHT: 215

BORN: January 20, 1993

BIRTHPLACE: Niagara Falls, New York

RESIDES: Dublin, Ohio

X @Sean_Kuraly

📷 Sean.Kuraly

NHL YEAR: 9th

CBJ YEAR: 4th

CONTRACT STATUS: Signed Through 2024-25 (UFA)

2023-24 SEASON

- ★ Finished second on the Blue Jackets in hits with 156 despite missing 20 games due to various injuries
- ★ Skated in his 200th career game as a Blue Jacket on Mar. 2 at Chicago
- ★ Totalled 3-3-6 in eight games from Nov. 11-19 and won 55 percent or more of his faceoffs in nine-straight games from Nov. 14-29, winning 43-of-68 overall (63.2 pct.)

CAREER HIGHLIGHTS

- ★ Led Columbus in hits (187) and ranked second in penalty minutes (68) in 2022-23
- ★ Set single-season career highs in goals (14), points (30), hits (240) and games played (77) in his first season with the Blue Jackets in 2021-22
- ★ Finished 11th-T in the NHL in hits and posted the third-most hits in a campaign in franchise history in 2021-22
- ★ Established career season highs in both assists and points with 6-17-23 in 69 games with the Bruins in 2019-20
- ★ Recorded 8-13-21 in 71 regular season appearances with Boston in 2018-19 and added 4-6-10 totals in 20 playoff games to help the Bruins reach the 2019 Stanley Cup Final
- ★ Notched two game-winning goals in the 2019 Stanley Cup Final on May 27 (Game 1) and on June 1 (Game 3)
- ★ Posted a Gordie Howe hat trick with a goal, assist and fight (John Hayden) on Mar. 10, 2018 vs. Chicago
- ★ Scored his first career regular season goal on Nov. 2, 2017 vs. Vegas
- ★ Spent most of the 2016-17 season with Providence in the AHL and tallied 14-12-26 in 54 games
- ★ Played his first NHL playoff game on Apr. 12, 2017 in Ottawa and scored his first two NHL goals in Game 5 of the Eastern Conference Quarterfinals vs. Ottawa on Apr. 21, with the first tying the score and sending the game into overtime and the second ending the 12th-longest game in Bruins history at 10:19 of the second OT

AMATEUR CAREER

- ★ Played four seasons of college hockey at Miami University and totaled 43-50-93 in 154 games from 2012-16
- ★ Named NCHC Defensive Forward of the Year and Honorable Mention All-NCHC honors in 2015-16
- ★ Earned NCHC Academic All-Conference Team honors in 2013-14 and 2015-16
- ★ Had a school-record nine game-winning goals in 2014-15
- ★ Played parts of three seasons with the Indiana Ice of the USHL and racked up 40-59-99 in 105 contests from 2009-12
- ★ Earned Second Team All-USHL honors in his final season in 2011-12 after posting 32-38-70 in 54 appearances with the Ice
- ★ Played for the AAA Blue Jackets program from 2008-10

INTERNATIONAL CAREER

- ★ Posted 1-2-3 in seven games to help the United States win gold at the 2013 IIHF World Junior Championships


PERSONAL

- ★ Nickname is "Kurly"
- ★ Started playing hockey at the age of two and grew up idolizing Rick Nash and Mats Sundin
- ★ Wears the number seven because it's lucky

- ★ Wanted to be a construction worker growing up but would be involved in real estate if he wasn't playing hockey
- ★ Would want the ability to rewind time if he could choose any superpower
- ★ His top three athletes of all-time are Michael Jordan, Tiger Woods and Wayne Gretzky

CAREER TRANSACTIONS

- ★ Signed a four-year contract as a free agent with Columbus on July 28, 2021
- ★ Signed a three-year contract with Boston on July 3, 2018
- ★ Signed a three-year entry level contract with the Bruins on March 29, 2016
- ★ Acquired by Boston with a first round pick in the 2016 NHL Draft from San Jose in exchange for G Martin Jones on June 30, 2015
- ★ San Jose's fifth round pick, 133rd overall, at the 2011 NHL Draft





7 SEAN KURALY

SINGLE SEASON HIGHS

GP:	77, 2021-22
G:	14, 2021-22
A:	17, 2019-20
PTS:	30, 2021-22
+/-:	6, 2018-19
PIM:	68, 2022-23
PPG:	1, 2022-23
SHG:	1, 2022-23
GWG:	3, 2018-19
S:	134 (2x), 2018-19
S%:	11.6, 2021-22
TOI:	15:52, 2021-22
Hits:	240, 2021-22
BkS:	51, 2021-22
Multi-G GP:	2, 2021-22
Multi-A GP:	3, 2018-19
Multi-Pt GP:	4 (2x), 2021-22

CAREER HIGHLIGHTS

Multi-G GP:	5x, Feb. 21, 2024 at ANA (2-0-2)
Multi-A GP:	7x, Feb. 18, 2023 at DAL (0-2-2)
Multi-Pt GP:	16x, Feb. 21, 2024 at ANA (2-0-2)
3-Pt GP:	3x, Nov. 17, 2022 vs. MTL (2-1-3)
4+ Pt GP:	0
OTG:	1x, Dec. 29, 2018 at BUF (3:44)

MILESTONES

1st GP:	Nov. 3, 2016 at TBL
1st G:	Nov. 2, 2017 vs. VGK*
1st A:	Apr. 2, 2017 at CHI
100th GP:	Nov. 11, 2018 vs. VGK
200th GP:	Jan. 11, 2020 at NYI
300th GP:	Jan. 1, 2022 vs. CAR
400th GP:	Feb. 16, 2023 vs. WPG
100th Pt:	Oct. 23, 2022 at NYR (assist)

VS. THE NHL

TEAM	GP	G	A	PTS	PIM
ANAHEIM	10	3	3	6	0
ARIZONA	11	0	2	2	11
BOSTON	8	0	3	3	2
BUFFALO	25	4	5	9	26
CALGARY	12	2	3	5	6
CAROLINA	17	1	4	5	16
CHICAGO	13	3	4	7	13
COLORADO	11	1	1	2	2
COLUMBUS	7	0	0	0	2
DALLAS	12	1	3	4	6
DETROIT	17	3	3	6	16
EDMONTON	12	0	2	2	16
FLORIDA	15	2	0	2	4
LOS ANGELES	10	1	2	3	2
MINNESOTA	10	1	0	1	6
MONTREAL	20	3	5	8	8
NASHVILLE	12	1	1	2	6
NEW JERSEY	23	1	6	7	10
NY ISLANDERS	25	2	1	3	12
NY RANGERS	27	5	2	7	16
OTTAWA	18	2	2	4	7
PHILADELPHIA	24	4	4	8	10
PITTSBURGH	24	3	4	7	10
SAN JOSE	9	2	2	4	12
SEATTLE	4	0	1	1	2
ST. LOUIS	11	3	0	3	6
TAMPA BAY	17	1	0	1	18
TORONTO	18	4	3	7	6
VANCOUVER	12	1	2	3	4
VEGAS	10	1	3	4	10
WASHINGTON	25	3	5	8	34
WINNIPEG	11	0	2	2	4
NHL TOTALS:	480	58	78	136	303

GAME HIGHS

G:	2 (5x), Feb. 21, 2024 at ANA
A:	3, Nov. 26, 2019 at MTL
PTS:	3 (3x), Nov. 17, 2022 vs. MTL
PIM:	18, Dec. 7, 2022 vs. BUF
+/-:	3 (4x), Dec. 19, 2023 at BUF
S:	6 (3x), Mar. 19, 2019 at NYI
TOI:	20:25, Oct. 14, 2019 vs. ANA
Hits:	10, Feb. 19, 2023 at ARI
BkS:	4 (4x), Oct. 12, 2022 at CAR
G Streak:	2 (6x), Nov. 11-12, 2023 (2-0-2)
A Streak:	2 (9x), Nov. 18-19, 2023 (0-2-2)
Pt Streak:	4, Dec. 5-11, 2021 (2-2-4)
GP Streak:	75, Oct. 5, 2017-Mar. 27, 2018

HAT TRICKS - 0

Date	Opp.	Goalie
------	------	--------

SHOOTOUTS

	G	S	S%	GDG
2023-24	0	0	0.0	0
CAREER	0	0	0.0	0

*first career NHL goal in the regular season

PENALTY SHOTS - 0

Date	Opp.	Goalie (Result)
------	------	-----------------

CAREER RECORD

REGULAR SEASON

PLAYOFFS

YEAR	TEAM	LEAGUE	GP	TOI	G	A	PTS	+/-	PIM	PP	SH	GW	S	S%	GP	G	A	PTS	PIM
2009-10	Indiana	USHL	5	n/a	1	2	3	-1	0	1	0	0	12	8.3
2010-11	Indiana	USHL	51	n/a	8	21	29	5	45	1	4	1	117	6.8	5	1	1	2	4
2011-12	Indiana	USHL	54	n/a	32	38	70	13	48	11	2	6	234	13.7	6	3	3	6	8
2012-13	Miami Univ.	NCAA	40	n/a	6	6	12	-5	41	3	0	1	109	5.5
2013-14	Miami Univ.	NCAA	38	n/a	12	17	29	-1	59	3	0	1	136	8.8
2014-15	Miami Univ.	NCAA	40	n/a	19	10	29	1	38	7	1	9	153	12.4
2015-16	Miami Univ.	NCAA	36	n/a	6	17	23	5	39	0	0	1	136	4.4
2016-17	Boston	NHL	8	9:12	0	1	1	-1	2	0	0	0	11	0.0	4	2	0	2	4
	Providence	AHL	54	n/a	14	12	26	10	37	0	3	2	130	10.8	6	0	1	1	23
2017-18	Boston	NHL	75	12:15	6	8	14	-5	40	0	0	1	134	4.5	12	2	2	4	2
2018-19	Boston	NHL	71	13:46	8	13	21	6	38	0	0	3	134	6.0	20	4	6	10	8
2019-20	Boston	NHL	69	13:17	6	17	23	-2	34	0	0	0	95	6.3	10	1	2	3	4
2020-21	Boston	NHL	47	14:04	4	5	9	-10	20	0	0	2	88	4.5	11	0	0	0	6
2021-22	Columbus	NHL	77	15:52	14	16	30	2	61	0	0	1	121	11.6
2022-23	Columbus	NHL	71	15:04	11	9	20	-28	68	1	1	0	100	11.0
2023-24	Columbus	NHL	62	13:44	9	9	18	-5	40	0	0	0	92	9.8
CBJ TOTALS			210	14:58	34	34	68	-31	169	1	1	0	313	10.9
NHL TOTALS			480	13:56	58	78	136	-43	303	1	1	6	775	7.5	57	9	10	19	24
AHL TOTALS			54	...	14	12	26	10	37	0	3	2	130	10.8	6	0	1	1	23
USHL TOTALS			110	...	41	61	102	17	93	13	6	7	363	11.3	11	4	4	8	12

PLAYERS



62 KEVIN LABANC

KEH-vihn lah-BANK



POSITION: Right Wing

SHOT: Right

HEIGHT: 5'11"

WEIGHT: 185

BORN: December 12, 1995

BIRTHPLACE: Brooklyn, New York

RESIDES: Staten Island, New York

X @Str8ToTheBanc

IG KLabanc12



NHL YEAR: 9th

CBJ YEAR: 1st

CONTRACT STATUS: Signed Through 2024-25 (UFA)

2023-24 SEASON

- ★ Registered 2-7-9 in 46 outings with the Sharks
- ★ Collected points in three consecutive games from Dec. 3-7 (1-2-3)

CAREER HIGHLIGHTS

- ★ Has registered double digit goals in five of his eight NHL campaigns with four seasons of 30 or more points
- ★ Ranks fifth in career assists and sixth in goals and points among players selected in the second round or later in the 2014 NHL Draft
- ★ Is the lowest player selected in the 2014 draft class with 400 career games and 200 points
- ★ Finished fifth-T on San Jose in goals and shots on goal with 15-18-33 and 129 shots on goal in 72 contests in 2022-23 despite ranking ninth among forwards in TOI/GP (14:20; min. 30 GP)
- ★ Missed the final 54 games of 2021-22 season due to a shoulder injury suffered on Dec. 11 vs. Dallas
- ★ Recorded double digit goals in four-straight seasons from 2017-21, including 14-19-33 in 70 outings in 2019-20 and 12-16-28 in 55 games in 2020-21
- ★ Set single-season career highs in goals, assists, points and games played in 2018-19 with 17-39-56 in 82 outings with San Jose
- ★ Ranked fifth on the Sharks in assists and sixth-T in points in 2018-19
- ★ Set the Sharks franchise record for youngest player to record four assists in a single game (22 years, 301 days) on Oct. 9, 2018 at Philadelphia
- ★ Became the first player in NHL history to record four points in a period during a Game 7 with his performance in the Western Conference Quarterfinals vs. Vegas on Apr. 23, 2019, while also matching the NHL record for most points in any play-off period with 1-3-4 in the third period
- ★ Finished the 2017-18 season third on the team in assists and fifth-T in points with 11-29-40 in 77 outings
- ★ Led all Sharks rookies in goals, assists and points and ranked fifth among all San Jose players in plus/minus rating with 8-12-20 in 55 appearances in 2016-17
- ★ Made his pro debut with the AHL's San Jose Barracuda, skating in one game during the 2016 Calder Cup playoffs

AMATEUR CAREER

- ★ Totaled 81-188-269 and 155 penalty minutes in 198 career OHL games with the Barrie Colts from 2013-16
- ★ Captured the Eddie Powers Trophy (Most Points), Jim Mahon Trophy (Top Scoring Right Winger) and Leo Lalonde Trophy (Overage Player of the Year) and was named to the OHL's Second All-Star Team in 2015-16 after racking up 39-88-127 in 65 outings with Barrie
- ★ Finished with the second-most points in the Canadian Hockey League in 2015-16 (Conor Garland, 128 in 62 GP with QMJHL's Moncton Wildcats)
- ★ Ranked third-T in the OHL in assists and sixth in points in 2014-15 with 31-76-107 in 68 contests with the Colts
- ★ Skated for the United States National Development Program from 2011-13

INTERNATIONAL CAREER

- ★ Helped the United States win a bronze medal at the 2021 IIHF World Championships with 2-4-6 in 10 contests
- ★ Won a silver medal with Team USA at the 2013 IIHF U18 World Championships (1-0-1, 7 GP)

PERSONAL

- ★ Nickname is "Banker"
- ★ Started playing hockey at the age of five and grew up idolizing Peter Bondra
- ★ He and his wife, Kelly, have a son named Eric and German Shepard named Nala
- ★ His top three athletes of all-time are Lionel Messi, Wayne Gretzky and Michael Phelps
- ★ One thing that most people might not know about him is that he speaks Slovakian
- ★ Would want the ability to freeze time if he could have any superpower
- ★ His favorite movie is *Gladiator* and favorite TV show is *Entourage*

CAREER TRANSACTIONS

- ★ Signed a one-year contract as a free agent with Columbus on Oct. 4, 2024
- ★ Signed a four-year contract extension with the Sharks on Oct. 10, 2020
- ★ Signed a one-year contract extension with San Jose on July 8, 2019
- ★ Signed a three-year entry-level contract with the Sharks on Mar. 9, 2016
- ★ San Jose's sixth round pick, 171st overall, at the 2014 NHL Draft





62 KEVIN LABANC

SINGLE SEASON HIGHS

GP:	82, 2018-19
G:	17, 2018-19
A:	39, 2018-19
PTS:	56, 2018-19
+/-:	9, 2016-17
PIM:	38, 2019-20
PPG:	4, 2017-18
SHG:	0
GWG:	4, 2018-19
S:	176, 2019-20
S%:	13.1, 2018-19
TOI:	16:25, 2020-21
Hits:	70, 2022-23
BkS:	28, 2022-23
Multi-G GP:	1 (4x), 2022-23
Multi-A GP:	9, 2018-19
Multi-Pt GP:	11, 2018-19

GAME HIGHS

G:	3, Feb. 9, 2019 at EDM
A:	4, Oct. 9, 2018 at PHI
PTS:	4 (2x), Oct. 9, 2018 at PHI
PIM:	6, Oct. 4, 2017 vs. PHI
+/-:	4, Oct. 9, 2018 at PHI
S:	7, Jan. 18, 2018 at COL
TOI:	21:46, Oct. 4, 2019 vs. VGK
Hits:	5 (2x), Dec. 31, 2022 at DAL
BkS:	3, Oct. 22, 2021 at TOR
G Streak:	3 (2x), Oct. 24-Oct. 27, 2019 (3-0-3)
A Streak:	3 (4x), Nov. 5-11, 2022 (1-4-5)
Pt Streak:	6 (Mar. 22-Apr. 2, 2019 (3-3-6))
GP Streak:	258, Dec. 1, 2017-Apr. 24, 2021

PENALTY SHOTS - 0

Date	Opp.	Goalie (Result)
------	------	-----------------

CAREER HIGHLIGHTS

Multi-G GP:	4x, Apr. 4, 2023 vs. COL (2-0-2)
Multi-A GP:	24x, Jan. 6, 2023 at ANA (0-2-2)
Multi-Pt GP:	42x, Apr. 4, 2023 vs. COL (2-0-2)
3-Pt GP:	5x, Mar. 12, 2021 at ANA (1-2-3)
4+ Pt GP:	2x, Oct. 9, 2018 at PHI (0-4-4)
OTG:	4x, Mar. 9, 2019 vs. STL (3:21)

MILESTONES

1st GP:	Nov. 8, 2016 at WSH
1st G:	Nov. 17, 2016 at STL
1st A:	Nov. 25, 2016 vs. NYI
100th GP:	Jan. 31, 2018 at DET
200th GP:	Mar. 9, 2019 vs. STL
300th GP:	Feb. 20, 2021 at STL
400th GP:	Jan. 7, 2023 vs. BOS
100th A:	Jan. 18, 2021 at STL
100th Pt:	Feb. 21, 2019 at PIT (2nd assist)
200th Pt:	Dec. 9, 2022 at ANA (assist)

HAT TRICKS - 1

Date	Opp.	Goalie
Feb. 9, 2019	at EDM	Talbot (3)

SHOOTOUTS

	G	S	S%	GDG
2023-24	1	2	50.0	0
CAREER	9	22	40.9	3

VS. THE NHL

TEAM	GP	G	A	PTS	PIM
ANAHEIM	28	7	8	15	16
ARIZONA	27	6	6	12	20
BOSTON	8	0	0	0	0
BUFFALO	9	1	4	5	8
CALGARY	19	4	2	6	10
CAROLINA	12	2	5	7	2
CHICAGO	18	3	3	6	2
COLORADO	23	4	10	14	11
COLUMBUS	10	5	3	8	6
DALLAS	10	0	2	2	0
DETROIT	10	4	6	10	2
EDMONTON	21	7	6	13	4
FLORIDA	11	3	1	4	4
LOS ANGELES	29	7	7	14	6
MINNESOTA	27	1	5	6	18
MONTRÉAL	11	2	7	9	0
NASHVILLE	14	0	3	3	8
NEW JERSEY	11	1	4	5	4
NY ISLANDERS	12	3	2	5	8
NY RANGERS	10	0	6	6	4
OTTAWA	13	3	5	8	8
PHILADELPHIA	10	3	10	13	8
PITTSBURGH	8	0	4	4	0
SAN JOSE	0	0	0	0	0
SEATTLE	4	0	1	1	0
ST. LOUIS	23	4	6	10	18
TAMPA BAY	9	0	2	2	8
TORONTO	13	2	2	4	4
VANCOUVER	25	6	9	15	16
VEGAS	26	2	4	6	12
WASHINGTON	10	1	0	1	4
WINNIPEG	17	1	10	11	6
NHL TOTALS:	478	82	143	225	217

CAREER RECORD

REGULAR SEASON

PLAYOFFS

YEAR	TEAM	LEAGUE	GP	TOI	G	A	PTS	+/-	PIM	PP	SH	GW	S	S%	GP	G	A	PTS	PIM
2011-12	US Juniors	USHL	33	n/a	3	8	11	n/a	10	0	1	0	50	6.0	2	0	0	0	2
2012-13	US Juniors	USHL	26	n/a	3	6	9	n/a	8	0	0	1	47	6.4
2013-14	Barrie	OHL	65	n/a	11	24	35	3	30	3	0	2	n/a	n/a	11	3	4	7	4
2014-15	Barrie	OHL	68	n/a	31	76	107	13	55	16	3	7	n/a	n/a	9	2	4	6	8
2015-16	Barrie	OHL	65	n/a	39	88	127	60	70	3	8	6	253	15.4	15	6	20	26	28
	San Jose	AHL	1	0	0	0	0
2016-17	San Jose	NHL	55	13:41	8	12	20	9	22	0	0	2	70	11.4
	San Jose	AHL	19	n/a	6	13	19	2	24	2	1	0	60	10.0	15	3	4	7	6
2017-18	San Jose	NHL	77	14:21	11	29	40	-6	32	4	0	3	156	7.1	10	1	4	5	2
	San Jose	AHL	2	n/a	1	3	4	3	2	0	0	0	11	9.1
2018-19	San Jose	NHL	82	14:01	17	39	56	-1	36	2	0	4	130	13.1	20	4	5	9	14
2019-20	San Jose	NHL	70	16:04	14	19	33	-33	38	3	0	3	176	8.0
2020-21	San Jose	NHL	55	16:25	12	16	28	-9	31	0	0	2	128	9.4
2021-22	San Jose	NHL	21	13:17	3	3	6	-4	6	2	0	1	36	8.3
2022-23	San Jose	NHL	72	14:20	15	18	33	-17	36	2	0	0	129	11.6
2023-24	San Jose	NHL	46	11:37	2	7	9	-27	16	0	0	0	60	3.3
NHL TOTALS			478	14:24	82	143	225	-88	217	13	0	15	885	9.3	30	5	9	14	16
AHL TOTALS			21	...	7	16	23	5	26	2	1	0	71	9.9	16	3	4	7	6
OHL TOTALS			198	...	81	188	269	76	155	22	11	15	35	11	28	39	40
USHL TOTALS			59	...	6	14	20	...	18	1	0	1	97	6.2	2	0	0	0	2

PLAYERS



86 KIRILL MARCHENKO

kih-RIHL mahr-CHEHN-koh



POSITION: Right Wing

SHOT: Right

HEIGHT: 6'3"

WEIGHT: 198

BORN: July 21, 2000

BIRTHPLACE: Barnaul, Russia

RESIDES: Moscow, Russia

MarchenkoKirill86

NHL YEAR: 3rd

CBJ YEAR: 3rd

CONTRACT STATUS: Signed Through 2026-27 (RFA)

2023-24 SEASON

- ★ Led Columbus in goals (23) and power play goals (9) and ranked second in shots on goal (193)
- ★ Became the second player in franchise history to record 20 or more goals in each of his first two NHL seasons (Pierre-Luc Dubois) on Apr. 1 vs. Colorado
- ★ Notched 6-4-10 and 37 shots on goal in the final 14 games of the season
- ★ Recorded 1-1-2 in his 100th career NHL game on Jan. 13 vs. Seattle and tied Rick Nash for most goals through the first 100 games of an NHL career in franchise history (35-14-49)
- ★ Totaled 13-5-18 in 24 games from Nov. 2-Dec. 19, including his first career natural hat trick and second overall on Dec. 19 at Buffalo

CAREER HIGHLIGHTS

- ★ Set the Blue Jackets franchise rookie records for most goals and power play goals (tied) in a season with 21-4-25 and seven PPG in 59 contests in 2022-23
- ★ Finished tied for the lead among NHL rookies in power play goals and ranked second in shooting percentage (16.0) and third in goals in 2022-23
- ★ Led NHL rookies in goals and power play goals since making his NHL debut on Dec. 6, 2022 at Pittsburgh
- ★ Ranked second-T on CBJ in power play goals and third-T in goals in 2022-23
- ★ Set the franchise record for most goals by a rookie in a single season with 21st of the season on Apr. 2, 2023 vs. Ottawa, surpassing Pierre-Luc Dubois (20, 2017-18)
- ★ Became the third player in NHL history to have each of his first 13 or more career regular-season points come solely in the form of goals, joining Joe Malone (16-0-16 in 1917-18 w/ MTL) and John McKinnon (13-0-13 in 1926-27 w/ PIR)
- ★ Added 8-11-19 in 16 AHL games with Cleveland in 2022-23, ranking second among AHL rookies in points at time of recall on Dec. 5
- ★ Split the 2021-22 season between SKA St. Petersburg in the KHL and SKA-Neva St. Petersburg in the VHL
- ★ Recorded 12-8-20 in 39 contests with SKA in 2021-22, finishing fourth on the team in goals, fifth in points and seventh in assists
- ★ Spent the majority of the 2020-21 campaign with SKA St. Petersburg and notched 15-13-28 in 41 games, finishing third-T on the club in goals and seventh in total points
- ★ Split the 2019-20 season between SKA and SKA-Neva and combined for 16-12-28 in 45 outings
- ★ Tallied 7-9-16 in 31 games with SKA and had the most points by junior in the KHL in 2019-20
- ★ Skated for four different teams in the SKA organization in 2018-19, combining for 10-16-26 in 44 appearances
- ★ Made his KHL debut in 2017-18, skating in two contests for Yugra Khanty-Mansiysk

AMATEUR CAREER

- ★ Totaled 8-8-16 and 33 PIM in 31 appearances with Mamonty Yugry in Russia's junior league (MHL) in 2017-18

INTERNATIONAL CAREER

- ★ Helped Russia claim a silver medal in the 2020 IIHF World Junior Championships with 2-4-6 in seven games
- ★ Helped Russia win bronze at the 2019 IIHF World Junior Championships
- ★ Named a top-three player for Russia at the 2018 IIHF World U18 Championships with 3-3-6 in five outings

PERSONAL

- ★ Nickname is "Marchy"
- ★ Started playing hockey at the age of five and his favorite player growing up was Alex Ovechkin
- ★ Enjoys taking walks with his wife, Victoria, on off-days
- ★ His favorite road city in the NHL is Las Vegas and his favorite arena is Nationwide Arena
- ★ Would have been a farmer if he wasn't playing hockey
- ★ His favorite holiday is Christmas
- ★ His favorite movie is *The Hangover*

CAREER TRANSACTIONS

- ★ Signed a three-year extension contract with Columbus on July 28, 2024
- ★ Signed a two-year entry level contract with the Blue Jackets on May 2, 2022
- ★ Columbus' second round pick, 49th overall, at the 2018 NHL Draft





86 KIRILL MARCHENKO

SINGLE SEASON HIGHS

GP:	78, 2023-24
G:	23, 2023-24
A:	19, 2023-24
PTS:	42, 2023-24
+/-:	-5, 2023-24
PIM:	16, 2022-23
PPG:	9, 2023-24
SHG:	0
GWG:	1 (2x), 2023-24
S:	193, 2023-24
S%:	16.0, 2022-23
TOI:	16:25, 2023-24
Hits:	55, 2023-24
Bks:	39 (2x), 2023-24
Multi-G GP:	3, 2022-23
Multi-A GP:	1, 2023-24
Multi-Pt GP:	9, 2023-24

GAME HIGHS

G:	3 (2x), Dec. 19, 2023 at BUF
A:	2, Oct. 12, 2023 vs. PHI
PTS:	3 (2x), Dec. 19, 2023 at BUF
PIM:	4, Mar. 30, 2023 at BOS
+/-:	3, Nov. 22, 2023 vs. CHI
S:	8, Jan. 7, 2023 vs. CAR
TOI:	22:33, Mar. 30, 2024 vs. PIT
Hits:	4, Jan. 19, 2024 vs. NJD
Bks:	3 (5x), Feb. 28, 2024 at NYR
G Streak:	3 (2x), Mar. 30-Apr. 4, 2024 (3-2-5)
A Streak:	2 (5x), Apr. 1-4, 2024 (2-2-2)
Pt Streak:	5, Nov. 2-11, 2023 (3-2-5)
GP Streak:	66, Dec. 6, 2022-Oct. 26, 2023

PENALTY SHOTS - 0

Date	Opp.	Goalie (Result)
------	------	-----------------

CAREER HIGHLIGHTS

Multi-G GP:	5x, Apr. 9, 2024 at TBL (2-0-2)
Multi-A GP:	1x, Oct. 12, 2023 vs. PHI (0-2-2)
Multi-Pt GP:	15x, Apr. 9, 2024 at TBL (2-0-2)
3-Pt GP:	2x, Dec. 19, 2023 at BUF (3-0-3)
4+ Pt GP:	0
OTG:	Apr. 2, 2023 vs. OTT (0:16)

MILESTONES

1st GP:	Dec. 6, 2022 at PIT
1st G:	Dec. 11, 2022 vs. LAK
1st A:	Feb. 11, 2023 at TOR
100th GP:	Jan. 13, 2024 vs. SEA

HAT TRICKS - 2

Date	Opp.	Goalie
Jan. 7, 2023	vs. CAR	Raanta (3)
Dec. 19, 2023	at BUF	Levi (2) & Luukkonen (1)

SHOOTOUTS

	G	S	S%	GDG
2023-24	1	3	33.3	1
CAREER	2	4	50.0	1

VS. THE NHL

TEAM	GP	G	A	PTS	PIM
ANAHEIM	4	0	0	0	0
ARIZONA	3	0	0	0	0
BOSTON	5	1	0	1	4
BUFFALO	6	3	1	4	0
CALGARY	4	1	0	1	0
CAROLINA	6	4	1	5	2
CHICAGO	4	3	1	4	0
COLORADO	2	1	1	2	0
COLUMBUS	0	0	0	0	0
DALLAS	3	1	0	1	0
DETROIT	4	1	1	2	0
EDMONTON	4	3	0	3	0
FLORIDA	5	1	1	2	0
LOS ANGELES	4	3	0	3	2
MINNESOTA	4	0	1	1	0
MONTREAL	3	1	0	1	0
NASHVILLE	3	0	0	0	4
NEW JERSEY	6	1	0	1	0
NY ISLANDERS	4	1	1	2	2
NY RANGERS	7	2	2	4	2
OTTAWA	6	1	3	4	2
PHILADELPHIA	6	1	2	3	6
PITTSBURGH	6	2	0	2	0
SAN JOSE	4	1	0	1	2
SEATTLE	4	1	1	2	0
ST. LOUIS	3	1	1	2	2
TAMPA BAY	5	5	1	6	0
TORONTO	6	1	1	2	0
VANCOUVER	3	3	0	3	0
VEGAS	3	1	3	4	0
WASHINGTON	7	0	1	1	2
WINNIPEG	3	0	0	0	0
NHL TOTALS:	137	44	23	67	30

CAREER RECORD

REGULAR SEASON

PLAYOFFS

YEAR	TEAM	LEAGUE	GP	TOI	G	A	PTS	+/-	PIM	PP	SH	GW	S	S%	GP	G	A	PTS	PIM
2016-17	Mamonty Yugry	MHL	29	n/a	15	11	26	11	2	5	0	2	76	19.7
2017-18	HC Yugra	KHL	2	13:51	0	0	0	-1	0	0	0	0	3	0.0
2018-19	Mamonty Yugry	MHL	31	14:15	8	8	16	10	33	2	0	0	72	11.1	8	4	3	7	6
	St. Petersburg	KHL	1	0:15	0	0	0	0	0	0	0	0	0	0.0
	Neva St. Petersburg	VHL	23	11:09	2	1	3	-3	4	2	0	0	47	4.3	3	0	0	0	0
	1946 St. Petersburg	MHL	15	17:10	6	13	19	13	4	1	0	1	53	11.3	9	4	2	6	6
2019-20	Varyagi im. Morozova	MHL	5	17:18	2	2	4	1	4	0	0	0	15	13.3
	St. Petersburg	KHL	31	10:14	7	9	16	16	6	0	0	2	50	14.0	4	3	2	5	2
2020-21	Neva St. Petersburg	VHL	14	15:40	9	3	12	-2	4	5	0	2	44	20.5	1	1	0	1	2
	St. Petersburg	KHL	41	13:59	15	13	28	11	14	3	0	2	92	16.3	14	3	1	4	4
2021-22	1946 St. Petersburg	MHL	2	19:43	3	4	7	6	0	2	0	1	14	21.4
	St. Petersburg	KHL	39	11:42	12	8	20	5	13	4	0	1	90	13.3
2022-23	Neva St. Petersburg	VHL	2	19:53	1	2	3	-1	2	1	0	0	9	11.1	12	6	2	8	12
	Columbus	NHL	59	16:11	21	4	25	-23	16	7	0	1	131	16.0
2023-24	Cleveland	AHL	16	n/a	8	11	19	-5	8	4	0	0	51	15.7
	Columbus	NHL	78	16:25	23	19	42	-5	14	9	0	1	193	11.9
CBJ/NHL TOTALS			137	16:19	44	23	67	-28	30	16	0	2	324	13.6
KHL TOTALS			114	12:04	34	30	64	31	33	7	0	5	235	14.5	18	6	3	9	6
AHL TOTALS			16	...	8	11	19	-5	8	4	0	0	51	15.7
VHL TOTALS			39	13:35	12	6	18	-6	10	8	0	2	100	12.0	16	7	2	9	14
MHL TOTALS			82	...	34	38	72	41	43	10	0	4	230	14.8	17	8	5	13	12

PLAYERS



90 ELVIS MERZLIKINS

EHL-vihs muhrz-LIH-kihinz



POSITION: Goaltender

CATCHES: Left

HEIGHT: 6'3"

WEIGHT: 190

BORN: April 13, 1994

BIRTHPLACE: Riga, Latvia

RESIDES: New Albany, Ohio

Merzly

NHL YEAR: 6th

CBJ YEAR: 6th

CONTRACT STATUS: Signed Through 2026-27 (UFA)

2023-24 SEASON

- ★ Made 30 or more saves 16 times, including four contests with 40 or more
- ★ Turned aside all 21 shots faced in 1-0 win on Jan. 30 at St. Louis for lone shut-out of season, becoming the fifth goaltender in franchise history with 10 career shutouts

CAREER HIGHLIGHTS

- ★ Went 7-18-2 with a .876 SV% in 30 games with Columbus in 2022-23, making 30 or more saves in 12 of his contests
- ★ Set single-season career highs in games played (59) and wins (27) and became the fourth different CBJ goaltender to win 25 games in a single campaign (Sergei Bobrovsky, Marc Denis, Steve Mason) in 2021-22
- ★ Set franchise records with 56 saves on 62 shots faced in a 6-0 loss on Jan. 26, 2022 vs. Calgary
- ★ Set the club record for fewest games played to 10 wins (14) with a victory on Dec. 5, 2021 vs. San Jose and tied the franchise record for the longest win streak (4-0-0) to start a season (third time) to begin 2021-22 campaign
- ★ Became the fifth player, and second goaltender (Steve Mason), in club history to be named to the NHL All-Rookie Team after leading league rookies (min. 20 GP) in GAA, SV% and shutouts and ranking third-T in wins with a 13-9-8 record, 2.35 GAA, .923 SV% and 5 shutouts in 2019-20
- ★ Finished second-T in the NHL in shutouts and fifth in GAA and SV% (tied) in 2019-20
- ★ Led the NHL in shutouts (5) and ranked second in GAA (1.97) and SV% (.935) from Dec. 31, 2019 through the end of the campaign
- ★ Was the sixth NHL goaltender, and second rookie, since 1929-30 to record five shutouts in a span of eight games (Jan. 11-Feb. 7, 2020; 8-0-0, 1.00 GAA, .967 SV%)
- ★ Went 22-18-0 with a 2.44 GAA, .921 SV% and a career-high five shutouts in 43 games with HC Lugano (NLA) in 2018-19, finishing second-T in the NLA in wins, third-T in shutouts and fourth in SV%
- ★ Went 19-15-1 with a 2.72 GAA, .921 SV% with 4 shutouts in 40 games with HC Lugano in 2017-18
- ★ Won the NLA "Jacques Plante Trophy" as Goalie of the Year for the second time in his career in 2017-18 after ranking third-T in the league in shutouts, fourth in wins and fifth in SV%
- ★ Set playoff career highs in wins (11) and games played (18), leading Lugano to the 2018 final series
- ★ Posted a 19-16-1 record with a 2.89 GAA, .916 SV% and three shutouts with HC Lugano in 2016-17
- ★ Awarded the 2015-16 NLA "Jacques Plante Trophy" after registering a 23-13-4 record with a 2.76 GAA and .922 SV% in 44 games to rank second in the league in SV%, fifth in wins and sixth in GAA
- ★ Went 11-7-1 in 21 games with HC Lugano with a 2.61 GAA and .913 SV% with 1 shutout in 2014-15
- ★ Made his NLA debut, registering a 11-10-0 record with a 2.13 GAA and .925 SV% in 22 games with HC Lugano in 2013-14

AMATEUR CAREER

- ★ Played 30 games with Lugano U20 (Elite Jr. A), finishing with a 2.76 GAA in 2012-13

INTERNATIONAL CAREER

- ★ Represented Latvia at the 2016, 2017, 2018, 2019, 2022 and 2024 IIHF World Championships and was named a top three player for his team in three-straight tournaments from 2016-18
- ★ Ranked fourth in SV% at the 2017 (.934) and 2018 (.940) tournaments

- ★ Also represented the country at the 2012, 2013 and 2014 IIHF World Junior Championships, winning a silver medal at the 2014 tournament (D1A)
- ★ Played for Latvia at the 2012 IIHF U18 World Championships

PERSONAL

- ★ Nicknames are "Merz" and "Merzy"
- ★ He and his wife, Aleksandra, have a son named Knox and a Cavapoo named Koby
- ★ Started playing hockey at the age of eight and grew up idolizing Arturs Irbe
- ★ Would have a job exploring the world if he wasn't playing professional hockey
- ★ Also played basketball growing up and his favorite sports now are golf, tennis and basketball
- ★ Enjoys time with family and yard work on his off-days
- ★ His favorite restaurants in Columbus are Del Mar, The Barn and FYR (Short North)

CAREER TRANSACTIONS

- ★ Signed a five-year contract extension with Columbus on Sept. 21, 2021
- ★ Signed a two year contract extension with the Blue Jackets on Apr. 23, 2020
- ★ Signed a one-year contract extension with Columbus on May 15, 2019
- ★ Signed a one-year, entry level contract with the Blue Jackets on Mar. 20, 2019
- ★ Columbus' third round pick, 76th overall, at the 2014 NHL Draft





90 ELVIS MERZLIKINS

SINGLE SEASON HIGHS

GP:	59, 2021-22
W:	27, 2021-22
MIN:	3,320, 2021-22
SV:	1,742, 2021-22
SV%:	.923, 2019-20
GAA:	2.35, 2019-20
SO:	5, 2019-20
A:	2, 2021-22
PIM:	8, 2021-22

GAME HIGHS

SV:	56, Jan. 26, 2022 vs. CGY
S:	62, Jan. 26, 2022 vs. CGY
EV SV:	46, Jan. 26, 2022 vs. CGY
PP SV:	15, Dec. 1, 2023 vs. OTT
A:	1 (4x), Feb. 28, 2023 at BUF
PIM:	2 (8x), Dec. 21, 2023 vs. WSH
W Streak:	8, Jan. 11-Feb. 7, 2020
Pt Streak:	8, Jan. 11-Feb. 8, 2020 (8-0-0)
GP Streak:	11, Mar. 25-Apr. 16, 2022
GS Streak:	11, Mar. 25-Apr. 16, 2022

PENALTY SHOTS - 3

Date	Opp.	Shooter (Result)
Apr. 19, 2021	at FLA	Vatrano (No Goal)
Dec. 6, 2022	at PIT	Blueger (No Goal)
Nov. 4, 2023	at WSH	Wilson (No Goal)

MILESTONES

1st GP:	Oct. 5, 2019 at PIT
1st W:	Dec. 31, 2019 vs. FLA
1st SO:	Jan. 11, 2020 at VGK
100th GP:	Mar. 13, 2022 vs. VGK

SHOOTOUTS

	SV	S	S%	REC
2023-24	11	15	.733	2-2
CAREER	48	67	.716	8-9

VS. THE NHL

TEAM	GP	W-L-OT	SO	GA	GAA	SV%
ANAHEIM	5	1-1-2	0	14	3.39	.891
ARIZONA	6	2-2-1	0	19	3.50	.885
BOSTON	6	2-2-2	1	15	2.63	.924
BUFFALO	3	2-1-0	0	12	4.71	.865
CALGARY	3	1-2-0	0	13	4.89	.894
CAROLINA	7	3-2-1	1	15	2.61	.926
CHICAGO	7	3-2-2	0	19	3.20	.902
COLORADO	4	1-3-0	0	15	3.83	.895
COLUMBUS	0	0-0-0	0	0	0.00	.000
DALLAS	6	2-2-0	0	13	2.66	.913
DETROIT	8	5-2-1	2	18	2.24	.924
EDMONTON	4	1-2-0	0	10	3.08	.907
FLORIDA	11	3-6-1	1	34	3.88	.897
LOS ANGELES	6	2-2-2	0	22	3.63	.904
MINNESOTA	4	2-0-2	0	12	2.85	.919
MONTREAL	8	3-3-2	0	23	3.36	.886
NASHVILLE	9	4-3-2	1	27	3.32	.903
NEW JERSEY	8	3-3-2	1	25	3.08	.914
NY ISLANDERS	4	1-3-0	0	12	3.08	.906
NY RANGERS	8	2-5-1	0	22	2.90	.919
OTTAWA	8	2-2-2	0	16	2.51	.927
PHILADELPHIA	7	2-3-1	0	19	3.02	.910
PITTSBURGH	8	1-6-0	0	29	4.02	.895
SAN JOSE	5	2-3-0	0	16	3.29	.896
SEATTLE	4	2-2-0	0	11	2.76	.906
ST LOUIS	4	1-1-1	1	11	2.92	.883
TAMPA BAY	12	4-6-2	0	31	2.80	.915
TORONTO	5	2-2-0	0	20	4.99	.870
VANCOUVER	6	4-1-1	0	18	2.91	.913
VEGAS	3	2-1-0	1	7	2.36	.921
WASHINGTON	7	1-4-1	0	23	3.47	.883
WINNIPEG	5	2-2-1	1	17	3.44	.892
TOTALS	191	68-79-30	10	558	3.20	.904

CAREER RECORD

REGULAR SEASON

PLAYOFFS

YEAR	TEAM	LEAGUE	GP	W	L	OT	SO	GA	SA	SV%	GAA	MIN	GP	W-L	SO	GA	SV%	GAA	MIN
2011-12	Lugano U20	Swiss-Jr	8	n/a	n/a	n/a	n/a	n/a	n/a	n/a	3.52	n/a	3	n/a	n/a	n/a	n/a	5.07	n/a
2012-13	Lugano U20	Swiss-Jr	30	n/a	n/a	n/a	n/a	n/a	n/a	n/a	2.76	n/a	4	n/a	n/a	n/a	n/a	3.84	n/a
2013-14	HC Lugano	Swiss-A	22	12	10	0	1	45	596	.925	2.13	1,269	1	0-0	0	1	.976	.750	80
	Lugano U20	Swiss-Jr	12	n/a	n/a	n/a	n/a	n/a	n/a	n/a	2.07	n/a	10	n/a	n/a	n/a	n/a	1.68	n/a
2014-15	HC Lugano	Swiss-A	21	13	7	2	1	57	659	.913	2.61	1,309	1	0-1	0	2	.857	3.33	37
2015-16	HC Lugano	Swiss-A	46	27	13	5	1	125	1,609	.922	2.76	2,713	15	8-6	0	36	.937	2.32	930
2016-17	HC Lugano	Swiss-A	41	21	16	3	3	116	1,387	.916	2.89	2,408	11	5-5	0	25	.933	2.29	654
2017-18	HC Lugano	Swiss-A	42	19	15	1	4	110	1,390	.921	2.72	2,431	18	11-7	2	40	.935	2.17	1,104
2018-19	HC Lugano	Swiss-A	43	22	18	0	5	104	1,312	.921	2.44	2,559	4	0-4	0872	3.95	273
2019-20	Columbus	NHL	33	13	9	8	5	71	919	.923	2.35	1,815	2	1-1	0	4	.946	1.96	122
	Cleveland	AHL	2	1	1	0	0	3	59	.949	1.52	119
2020-21	Columbus	NHL	28	8	12	5	2	69	825	.916	2.77	1,497
2021-22	Columbus	NHL	59	27	23	7	2	178	1,920	.907	3.22	3,320
2022-23	Columbus	NHL	30	7	18	2	0	110	889	.876	4.23	1,560
2023-24	Columbus	NHL	41	13	17	8	1	130	1,266	.897	3.45	2,259
CBJ/NHL TOTALS			191	68	79	30	10	558	5,819	.904	3.20	10,451	2	1-1	0	4	.946	1.96	122
AHL TOTALS			2	1	1	0	0	3	59	.949	1.52	119
SWISS-A TOTALS			216	114	79	11	15	453	5,641	.920	2.68	12,689	50	24-23	2	104	.932	2.25	1,974
SWISS-JR TOTALS			50	2.78	...	17	3.53	...



23 SEAN MONAHAN

SHAWN MAWN-ah-han



POSITION: Center

SHOT: Left

HEIGHT: 6'2"

WEIGHT: 197

BORN: October 12, 1994

BIRTHPLACE: Brampton, Ontario

RESIDES: Oakville, Ontario

NHL YEAR: 13th

CBJ YEAR: 1st

CONTRACT STATUS: Signed Through 2028-29 (UFA)

2023-24 SEASON

- ★ Appeared in an NHL-high 83 games split between Montreal and Winnipeg, finishing with 26-33-59
- ★ Totaled 3-8-11 in 12 games with Winnipeg from Mar. 15-Apr. 6, including collecting points in six-straight contests from Mar. 26-Apr. 6 (3-3-6)
- ★ Scored the second-fastest hat trick – and fastest natural hat trick – in Jets/Thrashers history with three goals 5:17 apart on Feb. 19 at Calgary
- ★ Recorded a seven-game points streak (4-3-7) with Montreal from Oct. 26-Nov. 9

CAREER HIGHLIGHTS

- ★ Has notched double-digit goals in nine of his 11 NHL campaigns, including eight with 20 or more goals and three with 30-plus goals
- ★ Has reached the 50-point plateau six times in his career with four campaigns of 60 or more points
- ★ Collected 6-11-17 in 25 games with Montreal in 2022-23 before suffering a torn labrum in his right hip on Mar. 31
- ★ Posted 22-26-48 in 70 games and a career-high 25 PIM while leading Calgary in PPG (8) in 2019-20
- ★ Recorded 20-plus goals in each of his first seven NHL campaigns with the Flames from 2013-20 and served as an alternate captain for the club for seven seasons from 2015-22
- ★ Set career highs with 34-48-82 and 12 PPG in 78 games in 2018-19, leading the Flames in PPG and ranking second in goals and points
- ★ Finished third in voting for the Lady Byng Memorial Trophy in 2018-19
- ★ Tallied 31-33-64 with nine PPG in 74 games with the Flames in 2017-18, leading the club in goals and ranking second in assists, points and PPG
- ★ Played all 82 games of the season for the first time in his career in 2016-17 and led Calgary in goals and ranked second in points with 27-31-58
- ★ Scored his 100th career goal on Feb. 23, 2017 vs. Tampa Bay, becoming at the time the sixth-youngest active player to do so and the youngest Flame to reach the milestone
- ★ Ranked second on the Flames in goals, points and PPG in 2015-16 with 27-36-63 and seven PPG in 81 games
- ★ Set a career-best and finished 16th among all NHL forwards in average ice time (19:37) in 2014-15
- ★ Tied for the Calgary lead in goals and ranked third in assists and points with 31-31-62 in 81 contests during his sophomore season in 2014-15
- ★ Ranked fourth among NHL rookies in goals and eighth-T in scoring with 22-12-34 in 75 outings with Calgary in 2013-14
- ★ Became the first Flames rookie since defenseman Dion Phaneuf in 2005-06 to reach the 20-goal mark with his 22 goals in 2013-14

AMATEUR CAREER

- ★ Played three seasons with the Ontario Hockey League's Ottawa 67's from 2010-13, finishing with 84-119-203 in 185 contests
- ★ Led Ottawa in goals, assists and points and set a career-high in assists and points (tied) while serving as club captain in his final junior season with 31-47-78 in 58 games in 2012-13

INTERNATIONAL CAREER

- ★ Represented Canada at the 2014 IIHF World Championships (0-2-2, 8 GP)
- ★ Helped Hockey Canada win gold at the 2011 Ivan Hlinka Tournament

PERSONAL

- ★ Nickname is "Monny"
- ★ He and his wife, Brittany, have a son named Leo and Goldendoodle named Winston
- ★ Started playing hockey at the age of two or three and idolized Steve Yzerman growing up
- ★ Would have been a professional lacrosse player if he wasn't playing hockey
- ★ Would want the ability to fly if he could choose any superpower
- ★ His top three athletes of all-time are Michael Jordan, Rafael Nadal and Tiger Woods
- ★ His favorite movie is *Shawshank Redemption* and his favorite TV show is *Presumed Innocent*

CAREER TRANSACTIONS

- ★ Signed a five-year contract as a free agent with Columbus on July 1, 2024
- ★ Acquired by Winnipeg from Montreal in exchange for a first round selection in the 2024 NHL Draft and a conditional third round selection in the 2027 NHL Draft on Feb. 2, 2024
- ★ Signed a one-year contract extension with the Canadiens on June 20, 2023
- ★ Acquired by Montreal along with a conditional first-round pick in the 2025 NHL Draft from Calgary in exchange for future considerations on Aug. 18, 2022
- ★ Signed a seven-year contract extension with Calgary on Aug. 19, 2016
- ★ Signed a three-year entry level deal with the Flames on July 22, 2013
- ★ Calgary's first round pick, sixth overall, at the 2013 Draft



PLAYERS



23 SEAN MONAHAN

SINGLE SEASON HIGHS

GP:	83, 2023-24
G:	34, 2018-19
A:	48, 2018-19
PTS:	82, 2018-19
+/-:	8, 2014-15
PIM:	25, 2019-20
PPG:	12, 2018-19
SHG:	2, 2023-24
GWG:	11, 2017-18
S:	211, 2018-19
S%:	16.2, 2014-15
TOI:	19:37, 2014-15
Hits:	65, 2019-20
BkS:	44, 2023-24
Multi-G GP:	7, 2018-19
Multi-A GP:	6 (2x), 2018-19
Multi-Pt GP:	21, 2018-19

GAME HIGHS

G:	3 (2x), Feb. 19, 2024 at CGY
A:	5, Dec. 31, 2018 vs. SJS
PTS:	5, Dec. 31, 2018 vs. SJS
PIM:	10, Nov. 1, 2022 at MIN
+/-:	4, Mar. 17, 2024 at CBJ
S:	10, Jan. 7, 2019 at CHI
TOI:	27:39, Mar. 5, 2015 at BOS
Hits:	4 (6x), Oct. 16, 2021 at EDM
BkS:	4 (2x), Mar. 24, 2024 at WSH
G Streak:	5, Jan. 13-21, 2017 (5-2-7)
A Streak:	6, Dec. 31, 2017-Jan. 12, 2018 (4-6-10)
Pt Streak:	10, Nov. 28-Dec. 19, 2016 (5-7-12)
GP Streak:	146, Feb. 11, 2016-Jan. 12, 2018

PENALTY SHOTS - 1

Date	Opp.	Goalie (Result)
Oct. 11, 2018	at STL	Allen (No Goal)

CAREER HIGHLIGHTS

Multi-G GP:	28x, Apr. 13, 2024 at COL (2-1-3)
Multi-A GP:	39x, Mar. 19, 2024 at NYR (0-2-2)
Multi-Pt GP:	118x, Apr. 13, 2024 at COL (2-1-3)
3-Pt GP:	18x, Apr. 13, 2024 at COL (2-1-3)
4+ Pt GP:	7x, Mar. 29, 2019 vs. ANA (2-2-4)
OTG:	11x, Dec. 9, 2019 at COL (2:09)

MILESTONES

1st GP:	Oct. 3, 2013 at WSH
1st G:	Oct. 4, 2013 at CBJ
1st A:	Oct. 3, 2013 at WSH
100th GP:	Nov. 29, 2014 at ARI
200th GP:	Jan. 19, 2016 at NJD
300th GP:	Feb. 26, 2017 at CAR
400th GP:	Oct. 19, 2018 vs. NSH
500th GP:	Nov. 30, 2019 vs. OTT
600th GP:	Nov. 2, 2021 vs. NSH
700th GP:	Nov. 22, 2023 at ANA
100th G:	Feb. 23, 2017 at TBL
200th G:	Mar. 13, 2021 vs. MTL
100th A:	Mar. 3, 2017 vs. DET
200th A:	Oct. 31, 2019 at NSH (3rd assist)
100th P:	Oct. 23, 2015 vs. DET (assist)
200th P:	Mar. 3, 2017 vs. DET (assist)
300th P:	Nov. 11, 2018 at SJS (goal)
400th P:	Jan. 28, 2020 vs. STL (1st goal)
500th P:	Dec. 28, 2023 at CAR (assist)

HAT TRICKS - 2

Date	Opp.	Goalie
Nov. 18, 2017	at PHI	Elliott (3)
Feb. 19, 2024	at CGY	Markstrom (3)

SHOOTOUTS

	G	S	S%	GDG
2023-24	1	4	25.0	0
CAREER	19	50	38.0	8

VS. THE NHL

TEAM	GP	G	A	PTS	PIM
ANAHEIM	33	9	14	23	10
ARIZONA	33	13	13	26	6
BOSTON	18	4	9	13	6
BUFFALO	22	9	13	22	4
CALGARY	4	3	3	6	2
CAROLINA	16	6	6	12	4
CHICAGO	27	14	11	25	12
COLORADO	25	9	15	24	8
COLUMBUS	19	8	7	15	2
DALLAS	27	6	11	17	4
DETROIT	20	5	10	15	8
EDMONTON	43	12	13	25	17
FLORIDA	18	7	6	13	2
LOS ANGELES	34	11	11	22	2
MINNESOTA	29	6	8	14	16
MONTRÉAL	25	10	9	19	4
NASHVILLE	25	5	15	20	6
NEW JERSEY	19	10	12	22	0
NY ISLANDERS	17	6	8	14	8
NY RANGERS	17	4	8	12	6
OTTAWA	28	6	12	18	6
PHILADELPHIA	19	12	5	17	4
PITTSBURGH	22	5	5	10	4
SAN JOSE	37	9	11	20	6
SEATTLE	6	2	2	4	2
ST. LOUIS	26	9	7	16	6
TAMPA BAY	17	7	4	11	2
TORONTO	26	6	10	16	6
VANCOUVER	46	13	15	28	8
VEGAS	16	4	3	7	0
WASHINGTON	20	8	5	13	0
WINNIPEG	30	6	13	19	10
NHL TOTALS:	764	244	294	538	181

CAREER RECORD

REGULAR SEASON

PLAYOFFS

YEAR	TEAM	LEAGUE	GP	TOI	G	A	PTS	+/-	PIM	PP	SH	GW	S	S%	GP	G	A	PTS	PIM
2010-11	Ottawa	OHL	65	n/a	20	27	47	24	32	3	0	2	n/a	n/a	4	2	2	4	0
2011-12	Ottawa	OHL	62	n/a	33	45	78	25	38	10	1	4	n/a	n/a	18	8	7	15	12
2012-13	Ottawa	OHL	58	n/a	31	47	78	-18	24	15	1	1	n/a	n/a
2013-14	Calgary	NHL	75	15:59	22	12	34	-20	8	3	0	2	140	15.7
2014-15	Calgary	NHL	81	19:37	31	31	62	8	12	10	1	8	191	16.2	11	3	3	6	2
2015-16	Calgary	NHL	81	19:10	27	36	63	-6	18	7	0	5	197	13.7
2016-17	Calgary	NHL	82	17:35	27	31	58	-1	20	8	1	4	199	13.6	4	4	1	5	0
2017-18	Calgary	NHL	74	18:41	31	33	64	3	24	9	0	11	202	15.4
2018-19	Calgary	NHL	78	19:03	34	48	82	7	12	12	0	5	211	16.1	5	1	1	2	0
2019-20	Calgary	NHL	70	18:06	22	26	48	-16	25	8	0	5	166	13.3	10	2	6	8	2
2020-21	Calgary	NHL	50	17:41	10	18	28	-6	10	4	0	5	98	10.2
2021-22	Calgary	NHL	65	14:04	8	15	23	-15	24	5	0	2	111	7.2
2022-23	Montreal	NHL	25	17:22	6	11	17	-5	16	1	0	0	55	10.9
2023-24	Montreal	NHL	49	18:27	13	22	35	-10	10	6	2	3	104	12.5
	Winnipeg	NHL	34	17:34	13	11	24	9	2	3	0	2	67	19.4	5	0	1	1	0
NHL TOTALS			764	17:52	244	294	538	-52	181	76	4	52	1741	14.0	35	10	12	22	4
OHL TOTALS			185	...	84	119	203	31	94	28	2	8	22	10	9	19	12



24 MATHIEU OLIVIER

MA-th'yew oh-LHV-ee-ay



POSITION: Right Wing

SHOT: Right

HEIGHT: 6'1"

WEIGHT: 226

BORN: February 11, 1997

BIRTHPLACE: Biloxi, Mississippi

RESIDES: Levis, Quebec

X @MattOlivier24

Instagram MattOlivier24

NHL YEAR: 6th

CBJ YEAR: 3rd

CONTRACT STATUS: Signed Through 2024-25 (UFA)

2023-24 SEASON

- ★ Tied his single-season career high in goals (5)
- ★ Led the club in hits (163) and ranked second in penalty minutes (70)

CAREER HIGHLIGHTS

- ★ Set single-season career highs with 5-10-15 and 81 penalty minutes in 66 games in his first season with the Blue Jackets in 2022-23, leading the team in PIM
- ★ Notched his first goal as a Blue Jacket and first career game-winning goal on Nov. 17, 2022 vs. Montreal
- ★ Split 2021-22 season between Nashville and Milwaukee (AHL), collecting 0-1-1 and 14 PIM in 10 outings with the Predators
- ★ Added 5-6-11 and 76 PIM in 46 outings with the AHL's Milwaukee Admirals, ranking second on the club in PIM-per-game (1.65) and fourth in PIM in 2021-22
- ★ Finished fifth in the NHL in PIM and posted career highs with 3-2-5, 70 PIM and 62 hits in 30 appearances with the Predators in 2020-21
- ★ Spent the majority of the 2019-20 campaign with the Admirals, setting career highs in games played, goals, assists and points with 10-9-19 and 95 PIM in 56 games
- ★ Collected 4-8-12 with 91 PIM in 54 outings with Milwaukee (AHL) during his first professional season in 2018-19
- ★ Tied for the AHL lead and led league rookies in fighting majors with nine in 2018-19

AMATEUR CAREER

- ★ Serving as an alternate captain for the Sherbrooke Phoenix (QMJHL), set career highs in goals, assists and points with 27-22-49 and 90 PIM in 67 games in 2017-18
- ★ Registered 9-15-24 and a +4 plus/minus rating in 58 games with Shawinigan and led the club in PIM (102) in 2016-17
- ★ Recorded 11-19-30 with 80 PIM and a +25 plus/minus rating in 59 appearances with Shawinigan in 2015-16
- ★ Ranked third on the club in PIM and plus/minus rating (tied) in 2015-16
- ★ Helped lead Shawinigan to the President's Cup Final in 2016
- ★ Split the 2014-15 campaign between the Moncton Wildcats and Shawinigan Cataractes in the QMJHL
- ★ Collected 3-4-7 with 39 PIM in 33 games with Moncton and 3-3-6 with 36 PIM in 30 outings with Shawinigan

PERSONAL

- ★ Nickname is "Ollie"
- ★ He and his wife, Laurence, have two sons named Liam and Tristan
- ★ Started playing hockey at the age of two and grew up idolizing Vincent Lecavalier
- ★ As a child wanted to be a police officer growing up but now would be involved in finance if he wasn't a professional hockey player
- ★ Also golfed, cross country skied and played tennis and soccer while growing up
- ★ Learned to play the drums at 12-years-old
- ★ One thing that most people might not know about him is that he enjoys watching videos on history

CAREER TRANSACTIONS

- ★ Signed a two-year contract extension with Columbus on June 21, 2023
- ★ Acquired from Nashville in exchange for a 2022 fourth round pick previously acquired from Toronto on June 30, 2022
- ★ Signed a two-year contract with the Predators on July 29, 2021
- ★ Undrafted; Signed a two-year entry level contract with Nashville on May 1, 2019





24 MATHIEU OLIVIER

SINGLE SEASON HIGHS

GP:	66, 2022-23
G:	5 (2x), 2023-24
A:	10, 2022-23
PTS:	15, 2022-23
+/-:	1, 2019-20
PIM:	81, 2022-23
PPG:	1, 2020-21
SHG:	1, 2023-24
GWG:	1 (2x), 2023-24
S:	75, 2022-23
S%:	12.0, 2020-21
TOI:	11:38, 2022-23
Hits:	178, 2022-23
BkS:	58, 2022-23
Multi-G GP:	0
Multi-A GP:	1 (2x), 2023-24
Multi-Pt GP:	1 (2x), 2023-24

GAME HIGHS

G:	1 (13x), Mar. 30, 2024 vs. PIT
A:	2 (2x), Apr. 16, 2024 vs. CAR
PTS:	3, Feb. 18, 2023 at DAL
PIM:	17, Apr. 8, 2021 at DET
+/-:	3, Feb. 18, 2023 at DAL
S:	5 (2x), Nov. 23, 2022 vs. MTL
TOI:	18:41, Feb. 18, 2023 at DAL
Hits:	8 (2x), Mar. 4, 2024 vs. VGK
BkS:	4 (2x), Jan. 7, 2023 vs. CAR
G Streak:	2 (2x), Mar. 28-30, 2024 (2-0-2)
A Streak:	1 (19x), Apr. 16, 2024 vs. CAR (0-2-2)
Pt Streak:	2 (4x), Mar. 28-30, 2024 (2-0-2)
GP Streak:	48, Dec. 6, 2022-Mar. 24, 2023

PENALTY SHOTS - 0

Date	Opp.	Goalie (Result)
------	------	-----------------

CAREER HIGHLIGHTS

Multi-G GP:	0
Multi-A GP:	2x, Apr. 16, 2024 vs. CAR (0-2-2)
Multi-Pt GP:	2x, Apr. 16, 2024 vs. CAR (0-2-2)
3-Pt GP:	1x, Feb. 18, 2023 at DAL (1-2-3)
4+ Pt GP:	0
OTG:	0

MILESTONES

1st GP:	Nov. 19, 2019 vs. WPG
1st G:	Jan. 30, 2021 at TBL
1st A:	Nov. 23, 2019 at STL
100th GP:	Feb. 19, 2023 at ARI

HAT TRICKS - 0

Date	Opp.	Goalie
------	------	--------

SHOOTOUTS

	G	S	S%	GDG
2023-24	0	0	0.0	0
CAREER	0	0	0.0	0

VS. THE NHL

TEAM	GP	G	A	PTS	PIM
ANAHEIM	4	1	0	1	12
ARIZONA	4	0	0	0	17
BOSTON	2	0	1	1	0
BUFFALO	3	0	0	0	0
CALGARY	3	0	1	1	9
CAROLINA	12	0	3	3	12
CHICAGO	10	1	1	2	8
COLORADO	5	0	0	0	12
COLUMBUS	1	0	0	0	0
DALLAS	10	1	3	4	19
DETROIT	7	2	0	2	27
EDMONTON	3	1	0	1	7
FLORIDA	9	0	0	0	8
LOS ANGELES	4	1	0	1	0
MINNESOTA	4	1	1	2	2
MONTRÉAL	5	2	0	2	16
NASHVILLE	4	0	0	0	7
NEW JERSEY	5	0	0	0	0
NY ISLANDERS	7	0	0	0	7
NY RANGERS	5	0	0	0	11
OTTAWA	5	0	0	0	4
PHILADELPHIA	6	0	2	2	16
PITTSBURGH	6	2	0	2	0
SAN JOSE	3	0	1	1	5
SEATTLE	2	0	0	0	2
ST. LOUIS	7	0	3	3	7
TAMPA BAY	12	1	1	2	14
TORONTO	3	0	1	1	2
VANCOUVER	3	0	0	0	9
VEGAS	4	0	0	0	2
WASHINGTON	6	0	2	2	4
WINNIPEG	4	0	1	1	0
NHL TOTALS:	168	13	21	34	239

CAREER RECORD

REGULAR SEASON

PLAYOFFS

YEAR	TEAM	LEAGUE	GP	TOI	G	A	PTS	+/-	PIM	PP	SH	GW	S	S%	GP	G	A	PTS	PIM
2013-14	Moncton	QMJHL	53	n/a	6	8	14	-1	43	0	0	0	41	14.6	6	0	1	1	7
2014-15	Moncton	QMJHL	33	n/a	3	4	7	-2	39	1	0	0	32	9.4
	Shawinigan	QMJHL	30	n/a	3	3	6	-4	86	0	0	1	38	7.9	7	0	0	0	2
2015-16	Shawinigan	QMJHL	59	n/a	11	19	30	25	80	0	3	1	104	10.6	21	3	4	7	13
2016-17	Shawinigan	QMJHL	58	n/a	9	15	24	4	102	1	0	1	137	6.6	6	2	0	2	8
2017-18	Sherbrooke	QMJHL	67	n/a	27	22	49	5	90	8	3	4	223	12.1	10	2	4	6	14
2018-19	Milwaukee	AHL	54	n/a	4	8	12	5	91	0	1	0	56	7.1	5	1	0	1	22
2019-20	Nashville	NHL	8	7:33	0	1	1	1	4	0	0	0	6	0.0
	Milwaukee	AHL	56	n/a	10	9	19	5	95	0	0	2	77	13.0
2020-21	Nashville	NHL	30	10:55	3	2	5	-1	70	1	0	0	25	12.0	2	0	0	0	2
2021-22	Nashville	NHL	10	10:06	0	1	1	-3	14	0	0	0	5	0.0	3	0	0	0	12
	Milwaukee	AHL	46	n/a	5	6	11	-7	76	0	1	0	47	10.6	7	0	0	0	6
2022-23	Columbus	NHL	66	11:38	5	10	15	-20	81	0	0	1	75	6.7
2023-24	Columbus	NHL	54	11:17	5	7	12	-4	70	0	1	1	55	9.1
CBJ TOTALS			120	11:28	10	17	27	-24	151	0	1	2	130	7.7
NHL TOTALS			168	11:06	13	21	34	-27	239	1	1	2	166	7.8	5	0	0	0	14
AHL TOTALS			156	...	19	23	42	3	262	0	2	2	180	10.6	12	1	0	1	22
QMJHL TOTALS			300	...	59	71	130	27	390	10	6	7	575	10.3	50	7	9	16	44

PLAYERS



9 IVAN PROVOROV

IGH-vuhn PROH-voh-rawv



POSITION: Defense

SHOT: Left

HEIGHT: 6'1"

WEIGHT: 213

BORN: January 13, 1997

BIRTHPLACE: Yaroslavl, Russia

RESIDES: Yaroslavl, Russia

IPro13

NHL YEAR: 9th

CBJ YEAR: 2nd

CONTRACT STATUS: Signed Through 2024-25 (UFA)

2023-24 SEASON

- ★ Was the only Blue Jacket to skate in all 82 games, playing in every game of a season for the seventh time in his career (has played in 614 of possible 617 career games)
- ★ Ranked second on the club in blocked shots (155) and TOI (22:10) and third in assists (27)
- ★ Set a single-season career high with his 25th assist of the season on Mar. 28 at Pittsburgh
- ★ Skated in his 600th career NHL game on Mar. 17 vs. Winnipeg
- ★ Collected 1-12-13 in his first 20 games with the Blue Jackets, including his first two assists with the club on Oct. 14 vs. the NY Rangers and first goal on Nov. 18 at Washington (Charlie Lindgren)

CAREER HIGHLIGHTS

- ★ Led the Flyers in blocked shots (162) and TOI/GP (23:01), while ranking second among club blueliners in assists and points with 6-21-27 in 82 contests in 2022-23
- ★ Ranked 14th in the NHL in blocked shots in 2022-23
- ★ Earned four Barry Ashbee Trophies, given annually to the Flyers' best defenseman as voted by the media (2016-17, 2019-20, 2020-21, 2022-23)
- ★ Served as an alternate captain in his final three seasons with Philadelphia from 2020-23
- ★ Led Flyers blueliners in goals and points with 9-22-31 in 79 contests in 2021-22
- ★ Set a Flyers franchise record for consecutive games played from the start of a career, skating in 403-straight games from Oct. 14, 2016-Jan. 1, 2022
- ★ Finished eighth in the NHL in TOI/GP, finishing with 7-19-26 on 25:00 TOI/GP in 79 games with the Flyers in 2020-21
- ★ Led all NHL defensemen in power play goals with seven in 2019-20, marking just the eighth occasion, and the seventh different Flyers blueliners, to record seven or more PPG in a campaign
- ★ Ranked eighth in the NHL average ice time (24:51) in 2019-20
- ★ Ranked sixth in the league in TOI/GP (25:07) in 2018-19
- ★ Set career highs in goals, assists (tied), points, and plus/minus rating with 17-24-41 and a +17 plus/minus rating in 82 games in 2017-18
- ★ Tied Dougie Hamilton (CGY) and Victor Hedman (TBL) for the league lead for goals by a defenseman in 2017-18
- ★ Ranked fourth among NHL rookie blueliners in assists and points with 6-24-30 in 82 contests with the Flyers in 2016-17

AMATEUR CAREER

- ★ Played two seasons for the Brandon Wheat Kings of the Western Hockey League from 2014-2016, racking up 36-98-134 in 122 games
- ★ Named the Canadian Hockey League's Defenseman of the Year and the WHL's top Defenseman (Bill Hunter Trophy) in 2015-16 after helping the Wheat Kings capture the league championship with 21-52-73 in 62 regular season games and 3-10-13 in 21 playoff appearances
- ★ Led WHL defensemen in points and plus/minus rating (+64) in 2015-16
- ★ Named to the 2015 and 2016 WHL (East) First All-Star Teams
- ★ Led WHL rookies in assists and points with 15-46-61 in 60 games with Brandon in 2014-15
- ★ Recorded 6-13-19 with 32 penalty minutes in 56 appearances with the Cedar Rapids RoughRiders of the United States Hockey League

INTERNATIONAL CAREER

- ★ Named a Top Three Player for Russia at the 2021 IIHF World Championships, registering 0-2-2 in 8 games
- ★ Helped Russia capture a bronze medal at the 2017 IIHF World Championships
- ★ Earned silver medals with Russia at the 2015 and 2016 IIHF World Junior Championships and was named a Top Three Player on the team in 2016

PERSONAL

- ★ Nickname is "Provy"
- ★ He and his fiancé, Madison, have a golden retriever named Drake
- ★ Started playing hockey at the age of five and idolized Pavel Datsyuk growing up
- ★ His favorite sports are basketball and golf and his favorite team is the LA Lakers
- ★ Enjoys spending time with family and friends on his off-days
- ★ His top three movies are *Just Go With It*, *Man of Honor* and *A Knight's Tale*

CAREER TRANSACTIONS

- ★ Acquired as part of a three-team trade involving Philadelphia and Los Angeles in exchange for a first-round pick in the 2023 NHL Draft and a conditional second-round pick in either the 2024 or 2025 NHL Draft on June 6, 2023
- ★ Signed a six-year contract extension with the Flyers on Sept. 12, 2019
- ★ Signed a three-year entry level contract with Philadelphia on July 3, 2015
- ★ Selected by the Flyers in the first round, seventh overall, at the 2015 NHL Draft





9 IVAN PROVOROV

SINGLE SEASON HIGHS

GP:	82 (5x), 2023-24
G:	17, 2017-18
A:	27, 2023-24
PTS:	41, 2017-18
+/-:	17, 2017-18
PIM:	34 (2x), 2021-22
PPG:	7, 2019-20
SHG:	0
GWG:	3, 2019-20
S:	203, 2017-18
S%:	8.7, 2019-20
TOI:	25:07, 2018-19
Hits:	148, 2017-18
BkS:	172, 2021-22
Multi-G GP:	1 (3x), 2021-22
Multi-A GP:	4, 2017-18
Multi-Pt GP:	9, 2017-18

GAME HIGHS

G:	2 (4x), Jan. 13, 2024 vs. SEA
A:	3, Oct. 30, 2017 vs. ARI
PTS:	3 (6x), Apr. 2, 2022 vs. TOR
PIM:	12, Dec. 20, 2018 vs. NSH
+/-:	5, Dec. 8, 2018 at BUF
S:	8, Feb. 11, 2019 vs. PIT
TOI:	30:46, Jan. 21, 2021 at BOS
Hits:	8, Dec. 6, 2017 at EDM
BkS:	10 (2x), Oct. 13, 2022 vs. NJD
G Streak:	2 (6x), Mar. 29-31, 2021 (2-1-3)
A Streak:	4, Oct. 20-26, 2023 (0-4-4)
Pt Streak:	4 (5x), Nov. 16-22, 2023 (1-3-4)
GP Streak:	403, Oct. 14, 2016-Jan. 1, 2022

PENALTY SHOTS - 0

Date	Opp.	Goalie (Result)
------	------	-----------------

CAREER HIGHLIGHTS

Multi-G GP:	4x, Jan. 13, 2024 vs. SEA (2-0-2)
Multi-A GP:	21x, Dec. 19, 2023 at BUF (0-2-2)
Multi-Pt GP:	39x, Jan. 13, 2024 vs. SEA (2-0-2)
3-Pt GP:	6x, Apr. 2, 2022 vs. TOR (2-1-3)
4+ Pt GP:	0
OTG:	4x, Apr. 13, 2023 at CHI (3:09)

MILESTONES

1st GP:	Oct. 14, 2016 at LAK
1st G:	Nov. 23, 2016 at TBL
1st A:	Oct. 14, 2016 at LAK
100th GP:	Nov. 14, 2017 at MIN
200th GP:	Dec. 27, 2018 at TBL
300th GP:	Feb. 6, 2020 vs. NJD
400th GP:	Dec. 18, 2021 vs. OTT
500th GP:	Jan. 26, 2023 at MIN
600th GP:	Mar. 17, 2024 vs. WPG
100th A:	Mar. 15, 2021 at NYR
100th Pt:	Oct. 9, 2019 vs. NJD (assist)
200th Pt:	Nov. 26, 2022 at NYI (assist)

HAT TRICKS - 0

Date	Opp.	Goalie
------	------	--------

SHOOTOUTS

	G	S	S%	GDG
2023-24	0	0	0.0	0
CAREER	0	3	0.0	0

VS. THE NHL

TEAM	GP	G	A	PTS	PIM
ANAHEIM	13	3	3	6	4
ARIZONA	14	1	5	6	2
BOSTON	29	1	13	14	10
BUFFALO	28	5	12	17	6
CALGARY	14	1	5	6	8
CAROLINA	29	5	7	12	18
CHICAGO	14	3	3	6	8
COLORADO	14	1	3	4	2
COLUMBUS	23	2	12	14	4
DALLAS	13	3	1	4	4
DETROIT	20	1	5	6	4
EDMONTON	13	0	3	3	4
FLORIDA	21	2	4	6	10
LOS ANGELES	14	2	5	7	2
MINNESOTA	13	1	3	4	4
MONTREAL	21	4	4	8	4
NASHVILLE	12	0	3	3	14
NEW JERSEY	35	4	16	20	8
NY ISLANDERS	34	4	8	12	12
NY RANGERS	34	3	8	11	8
OTTAWA	21	3	7	10	6
PHILADELPHIA	4	0	1	1	0
PITTSBURGH	33	1	7	8	16
SAN JOSE	13	2	4	6	4
SEATTLE	6	3	2	5	0
ST. LOUIS	13	0	4	4	4
TAMPA BAY	20	4	6	10	8
TORONTO	21	3	7	10	14
VANCOUVER	14	1	3	4	6
VEGAS	12	1	4	5	2
WASHINGTON	35	5	8	13	12
WINNIPEG	14	1	3	4	8
NHL TOTALS:	614	70	179	249	216

CAREER RECORD

REGULAR SEASON

PLAYOFFS


YEAR	TEAM	LEAGUE	GP	TOI	G	A	PTS	+/-	PIM	PP	SH	GW	S	S%	GP	G	A	PTS	PIM
2014-15	Brandon	WHL	60	n/a	15	46	61	36	42	8	0	1	n/a	n/a	19	2	11	13	10
2015-16	Brandon	WHL	62	n/a	21	52	73	64	16	7	1	2	n/a	n/a	21	3	10	13	14
2016-17	Philadelphia	NHL	82	21:59	6	24	30	-7	34	0	0	1	161	3.7
2017-18	Philadelphia	NHL	82	24:09	17	24	41	17	20	2	0	2	203	8.4	6	0	3	3	0
2018-19	Philadelphia	NHL	82	25:07	7	19	26	-16	32	0	0	1	145	4.8
2019-20	Philadelphia	NHL	69	24:51	13	23	36	11	24	7	0	3	150	8.7	16	3	5	8	4
2020-21	Philadelphia	NHL	56	25:00	7	19	26	4	28	0	0	2	126	5.6
2021-22	Philadelphia	NHL	79	24:53	9	22	31	-20	34	1	0	1	170	5.3
2022-23	Philadelphia	NHL	82	23:01	6	21	27	-17	24	0	0	1	115	5.2
2023-24	Columbus	NHL	82	22:10	5	27	32	-11	20	0	0	0	107	4.7
CBJ TOTALS			82	22:10	5	27	32	-11	20	0	0	0	107	4.7
NHL TOTALS			614	23:49	70	179	249	-39	216	10	0	11	1,177	6.0	22	3	8	11	4
WHL TOTALS			122	...	36	98	134	100	58	15	1	3	40	5	21	26	24

PLAYERS



78 DAMON SEVERSON

DAY-muhn SEE-vuhr-suhn



POSITION: Defense

SHOT: Right

HEIGHT: 6'2"

WEIGHT: 204

BORN: August 7, 1994

BIRTHPLACE: Melville, Saskatchewan

RESIDES: Kelowna, British Columbia

X @DSeves7

IG DSeves7

NHL YEAR: 11th

CBJ YEAR: 2nd

CONTRACT STATUS: Signed Through 2030-31 (UFA)

2023-24 SEASON

- ★ Set a single-season career high in shooting percentage (10.2 pct.)
- ★ Ranked third on the team in TOI (21:03) and finished second among club blueliners in goals (9)
- ★ Registered 3-6-9 in the final 16 games of the campaign
- ★ Skated in his 700th career NHL game on Mar. 17 vs. Winnipeg
- ★ Recorded his first goal as a Blue Jacket on Oct. 30 at Dallas (Jake Oettinger)
- ★ Collected his first two assists in a Columbus uniform on Oct. 21 at Minnesota

CAREER HIGHLIGHTS

- ★ Finished his New Jersey career fourth on the franchise's all-time list among blueliners in goals, fifth in assists and points and seventh in games played with 58-205-263 in 647 regular season games
- ★ Finished second among Devils defensemen in assists and points and third in goals with 7-26-33 in 81 games in 2022-23
- ★ Became the 17th player in Devils' franchise history - and seventh defenseman - to play in 600 games with the club on Dec. 28, 2022 vs. Boston
- ★ Set career highs with 11-35-46, five PPG, five multi-assist games and seven multi-point games in 80 contests with the Devils in 2021-22
- ★ Was one of two Devils to skate in all 56 games during the 2020-21 season, marking the third consecutive season he did not miss a game
- ★ Led all Devils skaters in average ice time (22:29) in 2020-21
- ★ Led New Jersey blueliners in goals, assists and points with 8-23-31 in 69 contests in 2019-20
- ★ Set then-career highs and led New Jersey defensemen with 11-28-39 and 58 PIM while playing in all 82 games for the first time in his career in 2018-19
- ★ Led Devils blueliners in goals with 9-15-24 in 76 appearances in 2017-18
- ★ Finished with 3-28-31 in 80 contests in 2016-17, leading New Jersey blueliners in assists and points
- ★ Posted 1-20-21 in 72 outings with the Devils in 2015-16
- ★ Led all New Jersey rookies in goals, assists, points and games played with 5-12-17 in 51 games in 2014-15
- ★ Skated in two games for the AHL's Albany Devils at the end of the 2012-13 campaign, including skating in his professional debut on Apr. 19, 2013 vs. Connecticut

AMATEUR CAREER

- ★ Registered 36-131-167 with 270 PIM in 260 career appearances with the Kelowna Rockets of the Western Hockey League from 2009-13
- ★ Named to the 2013-14 WHL (West) Second All-Star Team after setting career highs with 15-46-61 and a +47 plus/minus rating in 64 contests in 2013-14
- ★ Set career highs in games played and power play goals with 10-42-52 and six PPG in 71 WHL games with the Rockets in 2012-13

INTERNATIONAL CAREER

- ★ Skated for Canada at the 2019 (1-5-6, 10 GP), 2022 (2-6-8, 10 GP) and 2024 (0-2-2, 10 GP) IIHF World Championships, helping the country win a silver medal at the 2019 and 2022 tournaments
- ★ Won a bronze medal with Canada at the 2012 U18 IIHF World Championships

PERSONAL

- ★ Nickname is "Sevo"
- ★ He and his wife, Drey, have a maltipoo named Reggie
- ★ Started playing hockey at the age of five and idolized Nicklas Lindstrom growing up
- ★ His most memorable moments in hockey were winning silver medals with Canada at the 2019 and 2022 IIHF World Championships
- ★ Enjoys playing pickleball, golfing and watching movies on his off days
- ★ His favorite things to do in Columbus are going to restaurants, other sporting events and concerts
- ★ His top three Columbus restaurants are The Barn, Lindey's and Tucci's

CAREER TRANSACTIONS

- ★ Signed an eight-year contract extension with New Jersey through the 2030-31 NHL season and then traded to Columbus in exchange for a third-round pick in the 2023 NHL Draft on June 9, 2023
- ★ Signed a six-year contract with the Devils through the 2022-23 NHL campaign on Sept. 11, 2017
- ★ Signed a three-year entry level contract with New Jersey on Sept. 6, 2012
- ★ Drafted by the Devils in the second round, 60th overall, in the 2012 NHL Draft





78 DAMON SEVERSON

SINGLE SEASON HIGHS

GP:	82, 2018-19
G:	11 (2x), 2021-22
A:	35, 2021-22
PTS:	46, 2021-22
+/-:	9, 2022-23
PIM:	58 (2x), 2018-19
PPG:	5, 2021-22
SHG:	1, 2022-23
GWG:	2 (3x), 2022-23
S:	158, 2021-22
S%:	10.2, 2023-24
TOI:	23:36, 2021-22
Hits:	107, 2017-18
Bks:	115, 2022-23
Multi-G GP:	2, 2023-24
Multi-A GP:	5, 2021-22
Multi-Pt GP:	7, 2021-22

GAME HIGHS

G:	2 (4x), Apr. 6, 2024 vs. PHI
A:	3, Jan. 13, 2023 at ANA
PTS:	3 (3x), Jan. 13, 2023 at ANA
PIM:	12, Jan. 18, 2020 at CBJ
+/-:	4 (2x), Apr. 7, 2022 vs. MTL
S:	8, Oct. 16, 2014 at WSH
TOI:	30:56, Mar. 27, 2022 vs. MTL
Hits:	6 (4x), Apr. 18, 2022 at VGK
Bks:	6 (3x), Nov. 12, 2023 at NYR
G Streak:	2 (4x), Mar. 23-26, 2022 (2-0-2)
A Streak:	4 (4x), Feb. 7-13, 2022 (0-6-6)
Pt Streak:	8, Jan. 27-Feb. 13, 2020 (2-7-9)
GP Streak:	243, Apr. 7, 2018-Jan. 8, 2022

PENALTY SHOTS - 0

Date	Opp.	Goalie (Result)
------	------	-----------------

CAREER HIGHLIGHTS

Multi-G GP:	4x, Apr. 6, 2024 vs. PHI (2-0-2)
Multi-A GP:	27x, Dec. 29, 2023 vs. TOR (0-2-2)
Multi-Pt GP:	43x, Apr. 6, 2024 vs. PHI (2-0-2)
3-Pt GP:	3x, Jan. 13, 2023 at ANA (0-3-3)
4+ Pt GP:	0
OTG:	1/7/23 vs. NYR (2:47)

MILESTONES

1st GP:	Oct. 9, 2014 at PHI
1st G:	Oct. 11, 2014 at FLA
1st A:	Oct. 11, 2014 at FLA
100th GP:	Jan. 26, 2016 at PIT
200th GP:	Apr. 1, 2017 at PHI
300th GP:	Nov. 23, 2018 vs. NYI
400th GP:	Dec. 31, 2019 vs. BOS
500th GP:	Nov. 18, 2021 at FLA
600th GP:	Dec. 28, 2022 vs. BOS
700th GP:	Mar. 17, 2024 vs. WPG
100th A:	Mar. 12, 2019 at CGY
200th A:	Mar. 19, 2023 at TBL
100th Pt:	Oct. 27, 2018 vs. FLA (assist)
200th Pt:	Jan. 22, 2022 vs. CAR (assist)

HAT TRICKS - 0

Date	Opp.	Goalie
------	------	--------

SHOOTOUTS

	G	S	S%	GDG
2023-24	1	1	100.0	1
CAREER	4	11	36.4	4

VS. THE NHL

TEAM	GP	G	A	PTS	PIM
ANAHEIM	16	1	6	7	9
ARIZONA	17	3	8	11	0
BOSTON	31	3	7	10	12
BUFFALO	31	2	12	14	24
CALGARY	16	1	3	4	8
CAROLINA	32	2	6	8	20
CHICAGO	15	2	11	13	13
COLORADO	18	2	1	3	10
COLUMBUS	29	1	6	7	32
DALLAS	17	2	6	8	7
DETROIT	25	1	10	11	14
EDMONTON	17	3	5	8	6
FLORIDA	23	3	10	13	22
LOS ANGELES	15	0	6	6	12
MINNESOTA	17	0	7	7	8
MONTREAL	23	1	8	9	18
NASHVILLE	16	1	5	6	2
NEW JERSEY	2	0	0	0	0
NY ISLANDERS	36	2	9	11	18
NY RANGERS	41	4	14	18	21
OTTAWA	24	4	7	11	12
PHILADELPHIA	42	10	10	20	35
PITTSBURGH	43	3	16	19	23
SAN JOSE	16	0	4	4	2
SEATTLE	6	3	1	4	2
ST. LOUIS	15	0	5	5	14
TAMPA BAY	25	4	9	13	26
TORONTO	21	1	4	5	10
VANCOUVER	17	1	6	7	23
VEGAS	12	0	5	5	8
WASHINGTON	38	6	12	18	22
WINNIPEG	18	1	5	6	6
NHL TOTALS:	714	67	224	291	439

CAREER RECORD

REGULAR SEASON

PLAYOFFS

YEAR	TEAM	LEAGUE	GP	TOI	G	A	PTS	+/-	PIM	PP	SH	GW	S	S%	GP	G	A	PTS	PIM
2009-10	Kelowna	WHL	5	0	0	0	0	-4	0	0	0	0	n/a	n/a
2010-11	Kelowna	WHL	64	n/a	4	13	17	11	53	3	0	0	n/a	n/a	10	2	0	2	13
2011-12	Kelowna	WHL	56	n/a	7	30	37	5	80	1	0	0	n/a	n/a	4	2	0	2	2
2012-13	Kelowna	WHL	71	n/a	10	42	52	43	74	6	0	0	n/a	n/a	11	1	9	10	18
	Albany	AHL	2	n/a	0	2	2	2	0	0	0	0	3	0.0
2013-14	Kelowna	WHL	64	n/a	15	46	61	47	63	5	1	3	n/a	n/a	14	4	14	18	18
2014-15	New Jersey	NHL	51	21:58	5	12	17	-13	22	0	0	0	93	5.4
2015-16	New Jersey	NHL	72	18:10	1	20	21	-8	32	0	0	0	94	1.1
	Albany	AHL	3	n/a	0	1	1	3	9	0	0	0	10	0.0	11	0	8	8	14
2016-17	New Jersey	NHL	80	20:21	3	28	31	-31	58	0	0	1	125	2.4
2017-18	New Jersey	NHL	76	19:41	9	15	24	-8	42	0	0	2	121	7.4	4	0	0	0	12
2018-19	New Jersey	NHL	82	22:03	11	28	39	-27	58	3	0	0	146	7.5
2019-20	New Jersey	NHL	69	22:58	8	23	31	-20	52	3	0	2	114	7.0
2020-21	New Jersey	NHL	56	22:29	3	18	21	-8	29	0	0	0	91	3.3
2021-22	New Jersey	NHL	80	23:36	11	35	46	-14	57	5	0	0	158	7.0
2022-23	New Jersey	NHL	81	19:57	7	26	33	9	38	1	1	2	102	6.9	12	1	2	3	6
2023-24	Columbus	NHL	67	21:09	9	19	28	-10	51	0	0	0	88	10.2
CBJ TOTALS			67	21:09	9	19	28	-10	51	0	0	0	88	10.2
NHL TOTALS			714	21:11	67	224	291	-130	439	12	1	8	1,132	5.9	16	1	2	3	18
AHL TOTALS			5	...	0	3	3	5	9	0	0	0	13	0.0	11	0	8	8	14
WHL TOTALS			260	...	36	131	167	102	270	15	1	3	39	9	23	32	51

PLAYERS



4 COLE SILLINGER

KOHL SIHL-ihn-juhr



POSITION: Center

SHOT: Left

HEIGHT: 6'1"

WEIGHT: 202

BORN: May 16, 2003

BIRTHPLACE: Columbus, Ohio

RESIDES: Kelowna, British Columbia

ColeSillinger

NHL YEAR: 4th

CBJ YEAR: 4th

CONTRACT STATUS: Signed Through 2025-26 (RFA)

2023-24 SEASON

- ★ Set single-season career highs in assists, points and games played with 13-19-32 in 77 outings
- ★ Is the third player in Blue Jackets history to record 30 goals prior to their 21st birthday (32), joining Rick Nash (58) and Pierre-Luc Dubois (47)
- ★ Tallied second career hat trick with 3-0-3 on Jan. 6 vs. Minnesota

CAREER HIGHLIGHTS

- ★ Registered 3-8-11 and 22 penalty minutes in 63 games with Columbus in 2022-23
- ★ Finished 2022-23 campaign with Cleveland (AHL), recording 2-4-6 and 12 PIM in 11 appearances
- ★ Recorded the then third-most goals (tied; Boone Jenner, 2013-14) and seventh-most points by a rookie in Blue Jackets history with 16-15-31 in 79 games in 2021-22
- ★ Led all club first-year players in goals, assists, points and games played in 2021-22
- ★ Ranked fifth-T in the entire NHL in goals scored among players who didn't record a power play goal in 2021-22
- ★ At 18 years and 301 days, became the second-youngest Blue Jacket (Nikita Filatov, 18 years and 230 days on Jan. 10, 2009 vs. MIN) to record his first career hat trick on Mar. 13, 2022 vs. Vegas (Logan Thompson)
- ★ Became the fourth-youngest player to make his NHL debut with the Blue Jackets (18 years, 171 days) and picked up an assist on Oct. 14, 2021 vs. Arizona

AMATEUR CAREER

- ★ Named the United States Hockey League's Rookie of the Year, to the All-Rookie Team and Second All-Star Team in 2020-21 after registering 24-22-46 in 31 games with the Sioux Falls Stampede
- ★ Led USHL rookies in goals and power play goals (5, tied), while ranking second in points and points-per-game (1.48) and fourth-T in assists in 2020-21
- ★ Posted 22-31-53 and eight power play goals in 48 outings in 2019-20 with the Medicine Hat Tigers in the Western Hockey League
- ★ Ranked third-T among WHL rookies in 2019-20 in power play goals, fourth in assists (tied) and points and fifth in goals

INTERNATIONAL CAREER

- ★ Helped Canada claim silver at the 2022 IIHF World Championships with 3-0-3 in 10 games

PERSONAL

- ★ Nicknames are "Silly" or "Sills"
- ★ Started playing hockey at the age of five and idolized Taylor Hall growing up
- ★ Would have been a lawyer if he wasn't a professional hockey player
- ★ Also played lacrosse, volleyball and golfed while growing up
- ★ Enjoys going in the sauna, cold tub and playing racket sports on his off-days
- ★ Would want the ability to fly if he could choose any superpower
- ★ His favorite movies are *American Psycho*, *The Longest Yard* and *Whiplash*

CAREER TRANSACTIONS

- ★ Signed a two-year contract extension with Columbus on Aug. 21, 2024
- ★ Signed a three-year entry level contract with the Blue Jackets on Aug. 18, 2021
- ★ Columbus' second first round pick, 12th overall, at the 2021 NHL Draft





4 COLE SILLINGER

SINGLE SEASON HIGHS

GP:	79, 2021-22
G:	16, 2021-22
A:	19, 2023-24
PTS:	32, 2023-24
+/-:	-4, 2023-24
PIM:	46, 2023-24
PPG:	2, 2022-23
SHG:	0
GWG:	3, 2021-22
S:	157, 2023-24
S%:	10.8, 2021-22
TOI:	16:07, 2023-24
Hits:	119, 2023-24
Bks:	74, 2023-24
Multi-G GP:	2, 2021-22
Multi-A GP:	0
Multi-Pt GP:	5, 2021-22

GAME HIGHS

G:	3 (2x), Jan. 6, 2024 vs. MIN
A:	1 (41x), Apr. 16, 2024 vs. CAR
PTS:	3 (3x), Jan. 6, 2024 vs. MIN
PIM:	7 (2x), Jan. 13, 2024 vs. SEA
+/-:	3 (2x), Nov. 27, 2023 vs. BOS
S:	7 (2x), Apr. 13, 2024 at NSH
TOI:	24:35, Jan. 15, 2024 vs. VAN
Hits:	8, Apr. 19, 2022 at SJS
Bks:	4 (3x), Apr. 9, 2024 at TBL
G Streak:	3, Feb. 28- Mar. 2, 2024 (3-0-3)
A Streak:	2 (4x), Mar. 28-30, 2024 (1-2-3)
Pt Streak:	4 (2x), Mar. 28- Apr. 4, 2024 (2-3-5)
GP Streak:	74, Jan. 23-Dec. 17, 2022

PENALTY SHOTS - 0

Date	Opp.	Goalie (Result)
------	------	-----------------

CAREER HIGHLIGHTS

Multi-G GP:	3x, Jan. 6, 2024 vs. MIN (3-0-3)
Multi-A GP:	0
Multi-Pt GP:	9x, Mar. 28, 2024 at PIT (1-1-2)
3-Pt GP:	3x, Jan. 6, 2024 vs. MIN (3-0-3)
4+ Pt GP:	0
OTG:	0

MILESTONES

1st GP:	Oct. 14, 2021 vs. ARI
1st G:	Oct. 21, 2021 vs. NYI
1st A:	Oct. 14, 2021 vs. ARI
100th GP:	Nov. 28, 2022 vs. VGK
200th GP:	Mar. 5, 2024 at PIT

HAT TRICKS - 2

Date	Opp.	Goalie
Mar. 13, 2022	vs. VGK	Thompson (3)
Jan. 6, 2024	vs. MIN	Fleury (3)

SHOOTOUTS

	G	S	S%	GDG
2023-24	0	0	0.0	0
CAREER	0	1	0.0	0

VS. THE NHL

TEAM	GP	G	A	PTS	PIM
ANAHEIM	6	2	1	3	2
ARIZONA	6	0	2	2	7
BOSTON	7	0	2	2	0
BUFFALO	8	1	2	3	0
CALGARY	6	0	1	1	9
CAROLINA	11	2	2	4	4
CHICAGO	5	2	2	4	4
COLORADO	6	4	1	5	2
COLUMBUS	0	0	0	0	0
DALLAS	5	0	1	1	8
DETROIT	8	1	1	2	4
EDMONTON	6	1	3	4	0
FLORIDA	7	1	1	2	0
LOS ANGELES	5	0	0	0	8
MINNESOTA	5	3	1	4	2
MONTREAL	8	3	2	5	6
NASHVILLE	6	0	0	0	2
NEW JERSEY	10	1	3	4	2
NY ISLANDERS	9	2	1	3	2
NY RANGERS	8	1	2	3	0
OTTAWA	7	0	1	1	4
PHILADELPHIA	8	0	2	2	2
PITTSBURGH	10	1	3	4	6
SAN JOSE	6	1	0	1	4
SEATTLE	6	0	0	0	9
ST. LOUIS	5	0	0	0	2
TAMPA BAY	9	1	3	4	6
TORONTO	8	1	1	2	8
VANCOUVER	6	0	1	1	0
VEGAS	6	3	1	4	2
WASHINGTON	11	1	2	3	0
WINNIPEG	6	0	0	0	0
NHL TOTALS:	220	32	42	74	105

CAREER RECORD

REGULAR SEASON

PLAYOFFS

YEAR	TEAM	LEAGUE	GP	TOI	G	A	PTS	+/-	PIM	PP	SH	GW	S	S%	GP	G	A	PTS	PIM
2018-19	Medicine Hat	WHL	4	n/a	0	2	2	1	0	0	0	0	5	0.0	6	1	0	1	0
	Regina U18 AAA	SMAAAHL	39	n/a	31	45	76	n/a	44	n/a	n/a	n/a	n/a	n/a	8	4	7	11	24
2019-20	Medicine Hat	WHL	48	n/a	22	31	53	19	22	8	0	1	181	12.2
2020-21	Sioux Falls	USHL	31	n/a	24	22	46	5	39	5	1	2	113	21.2
2021-22	Columbus	NHL	79	13:42	16	15	31	-22	37	0	0	3	148	10.8
2022-23	Columbus	NHL	64	13:19	3	8	11	-23	22	2	0	0	93	3.2
	Cleveland	AHL	11	n/a	2	4	6	-1	12	0	0	1	35	5.7
2023-24	Columbus	NHL	77	16:07	13	19	32	-4	46	1	0	1	157	8.3
CBJ/NHL TOTALS			220	14:26	32	42	74	-49	105	3	0	4	398	8.0
AHL TOTALS			11	...	2	4	6	-1	12	0	0	1	35	5.7
USHL TOTALS			31	...	24	22	46	5	39	5	1	2	113	21.2
WHL TOTALS			52	...	22	33	55	20	22	8	0	1	186	11.8	6	1	0	1	0

PLAYERS



40 DANIL TARASOV

da-NIHL ta-RA-sahv



POSITION: Goaltender

CATCHES: Left

HEIGHT: 6'5"

WEIGHT: 203

BORN: March 27, 1999

BIRTHPLACE: Novokuznetsk, Russia

RESIDES: Yekaterinburg, Russia

X @DaniilTarasov4

NHL YEAR: 4th

CBJ YEAR: 4th

CONTRACT STATUS: Signed Through 2024-25 (RFA)

2023-24 SEASON

- ★ Made 30 or more saves 10 times, including three contests with 40 or more
- ★ Finished with a .900 or better save percentage in 11 of his final 13 appearances dating back to Feb. 21 to lead the NHL in SV% (.933) and rank eighth-T in GAA over that span (min. 12 GP)
- ★ Compiled a 2.46 GAA and .935 SV% (290-of-310) in nine games from Mar. 7-Apr. 4
- ★ Missed the first 30 games due to a knee injury

CAREER HIGHLIGHTS

- ★ Went 4-11-1 with a 3.91 GAA and .892 SV% in 17 games with the Blue Jackets in 2022-23
- ★ Appeared in 11 AHL games with Cleveland, posting a 5-5-0 record with a 3.85 GAA and .882 SV% in 2022-23
- ★ Split the 2021-22 season between Columbus and Cleveland (AHL), going 0-2-0 with a 2.40 GAA and .937 SV% in four games with the Blue Jackets
- ★ Missed the final 52 games of the 2021-22 campaign with a hip injury suffered on Jan. 1 vs. Carolina
- ★ Stopped 34-of-37 shots in a 3-2 loss on Dec. 2, 2021 at Dallas, setting a then-club record for the most saves in an NHL debut
- ★ Went 5-3-3 with a 3.06 GAA and .893 SV% in 11 contests with the Monsters in 2021-22 and won five-straight starts from Nov. 12-26 (2.18 GAA and .920 SV%)
- ★ Played for three teams during the campaign in 2020-21, including finishing 10th-T in the Kontinental Hockey League in SV% and 11th in GAA with a 11-3-2 record, 2.07 GAA and .925 SV% in 16 games with Salavat Yulayev
- ★ Made his North American pro debut at the end of the 2020-21 campaign, posting a 4-2-0 record with a 3.16 GAA and .896 SV% in six AHL outings with Cleveland
- ★ Stopped 27-of-29 shots in a 4-2 victory in his AHL debut on Apr. 3, 2021 vs. Grand Rapids
- ★ Spent the 2019-20 season with Assat in Finland's top professional league (Liiga), finishing with a 11-17-9 record, 2.72 GAA and .910 SV% in 41 appearances
- ★ Made his pro debut in 2018-19, finishing 0-1-1 in two KHL games with Salavat Yulayev
- ★ Spent the majority of the 2018-19 season with Toros Neftekamsk in Russia's second pro league (VHL) where he was named the league's Best Rookie after finishing with a 17-6-2 record with a 1.71 GAA and .928 SV%

AMATEUR CAREER

- ★ Went 24-10 with a 1.85 GAA, .928 SV% and six shutouts in 40 outings with Tolpar Ufa in Russia's junior league (MHL) in 2017-18
- ★ Missed the entire 2016-17 season due to a knee injury

INTERNATIONAL CAREER

- ★ Helped Russia win a bronze medal at the 2019 IIHF World Junior Championships with a 2-0-0 record, 2.80 GAA and .893 SV% in three outings
- ★ Named a Top Three Player for Russia at the IIHF U18 World Championships after going 2-10 with a 2.11 GAA and .921 SV%

PERSONAL

- ★ Nickname is "Tarry"
- ★ He and his wife, Anna, have a son named Mark
- ★ Started playing hockey at the age of three and grew up idolizing his father, Vadim
- ★ His first memorable moments in hockey were making his NHL debut and recording his first NHL victory
- ★ Would want the ability of super speed if he could choose any superpower

- ★ His top three movies are *Sherlock Holmes*, *Iron Man* and *the Avengers* series
- ★ His favorite musical artists are AC/DC, Metallica and Depeche Mode

CAREER TRANSACTIONS

- ★ Signed a three-year contract extension with Columbus on June 15, 2022
- ★ Signed a three-year entry level contract with the Blue Jackets on May 4, 2019
- ★ Columbus' third-round pick, 86th overall, at the 2017 NHL Draft





40 DANIIL TARASOV

SINGLE SEASON HIGHS

GP:	24, 2023-24
W:	8, 2023-24
MIN:	1,376, 2023-24
SV:	723, 2023-24
SV%:	.937, 2021-22
GAA:	2.40, 2021-22
SO:	0
A:	1, 2022-23
PIM:	0

GAME HIGHS

SV:	47 (2x), Mar. 9, 2024 vs. NSH
S:	50, Nov. 20, 2022 vs. FLA
EV SV:	42 (2x), Mar. 23, 2024 at VGK
PP SV:	10 (2x), Apr. 1, 2024 vs. COL
A:	1, Mar. 14, 2023 at SJS
PIM:	0
W Streak:	2, Mar. 4-7, 2024
Pt Streak:	2 (4x), Mar. 16-19, 2024 (1-0-1)
GP Streak:	4, Jan. 4-13, 2024
GS Streak:	4, Jan. 4-13, 2024

PENALTY SHOTS - 0

Date	Opp.	Shooter (Result)
------	------	------------------

MILESTONES

1st GP:	Dec. 2, 2021 at DAL
1st W:	Oct. 23, 2022 at NYR

SHOOTOUTS

	SV	S	S%	REC
2023-24	3	3	1.00	1-0
CAREER	8	10	.800	1-1

VS. THE NHL

TEAM	GP	W-L-OT	SO	GA	GAA	SV%
ANAHEIM	1	1-0-0	0	2	2.15	.931
ARIZONA	1	0-1-0	0	4	6.86	.667
BOSTON	2	0-1-0	0	4	3.11	.911
BUFFALO	3	1-1-1	0	9	3.04	.917
CALGARY	1	1-0-0	0	2	2.00	.933
CAROLINA	3	0-2-0	0	9	3.45	.917
CHICAGO	1	0-1-0	0	4	10.26	.800
COLORADO	1	1-0-0	0	1	1.00	.978
COLUMBUS	0	0-0-0	0	0	0.00	.000
DALLAS	2	0-2-0	0	4	2.06	.943
DETROIT	1	0-0-0	0	1	3.95	.846
EDMONTON	1	1-0-0	0	2	2.00	.935
FLORIDA	1	1-0-0	0	3	3.00	.940
LOS ANGELES	1	0-1-0	0	4	7.10	.852
MINNESOTA	1	0-0-0	0	4	3.80	.889
MONTREAL	1	0-0-0	0	0	0.00	1.000
NASHVILLE	2	0-2-0	0	4	2.05	.948
NEW JERSEY	1	0-1-0	0	5	5.22	.828
NY ISLANDERS	1	0-0-0	0	2	6.71	.867
NY RANGERS	1	1-0-0	0	1	1.00	.968
OTTAWA	1	0-1-0	0	5	5.28	.828
PHILADELPHIA	2	1-1-0	0	6	2.90	.924
PITTSBURGH	1	0-1-0	0	3	3.13	.917
SAN JOSE	2	2-0-0	0	7	3.38	.904
SEATTLE	2	0-2-0	0	9	4.68	.850
ST LOUIS	0	0-0-0	0	0	0.00	.000
TAMPA BAY	2	0-2-0	0	8	4.01	.881
TORONTO	2	0-1-0	0	4	3.11	.900
VANCOUVER	0	0-0-0	0	0	0.00	.000
VEGAS	4	1-2-1	0	14	3.79	.907
WASHINGTON	2	1-1-0	0	8	3.94	.882
WINNIPEG	1	0-1-0	0	5	5.00	.783
TOTALS	45	12-24-4	0	137	3.39	.905

CAREER RECORD

REGULAR SEASON

PLAYOFFS

YEAR	TEAM	LEAGUE	GP	W	L	OT	SO	GA	SA	SV%	GAA	MIN	GP	W-L	SO	GA	SV%	GAA	MIN
2015-16	Tolpar Ufa	MHL	9	3	0	n/a	0	12	147	.918	2.55	282	2	0-2	0	2	.933	1.52	79
2016-17	Tolpar Ufa	MHL	DNP - Injured																
2017-18	Tolpar Ufa	MHL	40	24	10	n/a	6	67	937	.928	1.85	2,171	3	0-3	0	7	.901	2.36	178
2018-19	Salavat Yulayev Ufa	KHL	2	0	1	1	0	4	48	.917	2.86	84
	Toros Neftekamsk	VHL	25	17	6	2	2	40	558	.928	1.71	1,404	17	9-8	1	34	.930	1.87	1,089
2019-20	Assat	Liiga	41	11	17	9	1	102	1,012	.899	2.72	2,251
2020-21	Salavat Yulayev	KHL	16	11	3	2	2	31	412	.925	2.07	900	2	0-0	0	0	1.00	0	44
	Toros Neftekamsk	VHL	5	3	1	1	0	11	121	.909	2.16	305
	Cleveland	AHL	6	4	2	0	0	19	183	.896	3.16	361
2021-22	Columbus	NHL	4	0	2	0	0	7	111	.937	2.40	175
	Cleveland	AHL	11	5	3	3	0	34	318	.893	3.06	668
2022-23	Columbus	NHL	17	4	11	1	0	57	528	.892	3.91	875
	Cleveland	AHL	11	5	5	0	0	36	306	.882	3.85	561
2023-24	Columbus	NHL	24	8	11	3	0	73	796	.908	3.18	1,376
	Cleveland	AHL	4	2	1	0	0	9	106	.915	2.57	210
CBJ/NHL TOTALS			45	12	24	4	0	137	1,435	.905	3.39	2,425
KHL TOTALS			18	11	4	3	2	35	460	.924	2.13	984	2	0-0	0	0	1.00	0.00	44
AHL TOTALS			32	16	11	3	0	98	913	.893	3.27	1,800
VHL TOTALS			30	20	7	3	2	51	628	.925	1.79	1,710	17	9-8	1	34	.930	1.87	1,089
MHL TOTALS			49	27	10	5	6	79	1,005	.927	1.93	2,454	5	0-5	0911	2.10	...
LIIGA TOTALS			41	11	17	9	1	102	1,012	.910	2.72	2,251

PLAYERS



21 JAMES VAN RIEMSDYK

JAYMZ van REEMZ-dighk



POSITION: Left Wing

SHOT: Left

HEIGHT: 6'3"

WEIGHT: 209

BORN: May 4, 1989

BIRTHPLACE: Middletown, New Jersey

RESIDES: Wayzata, Minnesota

X @JVReemer21

IG JVanRiemsdyk

NHL YEAR: 16th

CBJ YEAR: 1st

CONTRACT STATUS: Signed Through 2024-25 (UFA)

2023-24 SEASON

- ★ Recorded 11-27-38 and six power play goals in 71 games with Boston, finishing fourth-T on the team in PPG
- ★ Tallied 10 multi-point outings with three three-point efforts on Jan. 2 at Columbus (1-2-3), Jan. 27 at Philadelphia (1-2-3) and Feb. 17 vs. Los Angeles (2-1-3)
- ★ Posted 3-13-16 in 19 contests from Nov. 4-Dec. 19, including two four-game assists streaks bookending the stretch from Nov. 4-11 (1-5-6) and Dec. 13-19 (1-4-5)

CAREER HIGHLIGHTS

- ★ Has recorded double-digit goals in all 15 of his NHL campaigns and has reached the 20-goal plateau in seven seasons, including five times over a six-year stretch from 2013-19
- ★ Has also registered eight seasons of 40-plus points and four with 50 or more points
- ★ Played in all 82 games in a season for the third time in his career in 2021-22, finishing with 24-14-38 with Philadelphia
- ★ Led the Flyers in scoring (tied) and PPG and finished fifth-T in the NHL in PPG with 17-26-43 and 10 PPG in 56 contests in 2020-21
- ★ Tied fourth in the NHL for hat tricks (2) and ranked second on Philadelphia in goals in 2018-19 with 27-21-48 in 66 contests
- ★ Led the Maple Leafs with a career-high 36 goals and 11 PPG in 2017-18
- ★ Finished second on Toronto in points and third in goals, while setting career highs in assists and points with 29-33-62 in 82 outings in 2016-17
- ★ Led the Maple Leafs in goals and game-winning goals (tied) and ranked second in assists and points in 2014-15, registering 27-29-61 and four GWG in 82 contests
- ★ Led Toronto in PPG and ranked second in goals, assists, points and shots on goal with 30-31-61, nine PPG and 279 shots in 80 contests in 2013-14
- ★ Tied the NHL record for fastest goal to start a period, scoring four seconds into the second period on Mar. 28, 2014 vs. Philadelphia
- ★ Ranked second on Toronto in goals (18), PPG (5), GWG (3) and shots on goal (140) in 48 outings in 2012-13
- ★ Registered 15-20-35 and six GWG as a rookie with Philadelphia in 2009-10
- ★ Tied for NHL lead among rookies (10th-T overall) in GWG and finished fifth-T in goals and eighth in assists and points in 2009-10

AMATEUR CAREER

- ★ Skated at the University of New Hampshire from 2007-09, finishing with 28-46-74 in 67 appearances
- ★ Named to the Hockey East's All-Rookie Team in 2006-07 and to the league's Second All-Star Team in 2008-09
- ★ Spent two campaigns with the US National Development Team from 2005-07

INTERNATIONAL CAREER

- ★ Skated for the United States at two IIHF World Championships (2011, 2019) and the 2016 World Cup of Hockey
- ★ Suited up for Team USA at the 2014 Olympic Games and led the tournament in assists and plus/minus rating with 1-6-7 and was +7 in six outings
- ★ Represented his country at three IIHF World Junior Championships (2007-bronze, 2008, 2009) and two IIHF U18 World Championships (2006-gold, 2007-silver)
- ★ Led the 2008 IIHF World Junior tournament in scoring with 5-6-11 in six games

PERSONAL

- ★ Nicknames are "JVR" or "Reemer"
- ★ He and his wife, Lauren, have a daughter named Scarlett and son named Liam
- ★ Started playing hockey at the age of four and idolized Adam Graves growing up
- ★ His most memorable moments in hockey were playing for the United States in the Olympics, playing in the Stanley Cup Final and winning a high school state championship
- ★ One thing that most people might not know about him is that he loves going to concerts
- ★ His favorite movie is *Forrest Gump* and his favorite TV show is *Friends*
- ★ His top musical artists are John Mayer, Ed Sheeran, Mat Kearney and Mt. Joy

CAREER TRANSACTIONS

- ★ Signed a one-year contract as a free agent with Columbus on Sept. 15, 2024
- ★ Signed a one-year contract as a free agent with Boston on July 1, 2023
- ★ Signed a five-year contract as a free agent with the Flyers on July 1, 2018
- ★ Acquired by Toronto from Philadelphia in exchange for D Luke Schenn on June 23, 2012
- ★ Signed a six-year contract extension through the 2017-18 season with Philadelphia on Aug. 30, 2011
- ★ Signed a three-year entry level contract with the Flyers on Apr. 1, 2009
- ★ Drafted by Philadelphia in the first round, second overall, at the 2007 NHL Draft





21 JAMES VAN RIEMSDYK

SINGLE SEASON HIGHS

GP:	82 (3x), 2021-22
G:	36, 2017-18
A:	33, 2016-17
PTS:	62, 2016-17
+/-:	15, 2010-11
PIM:	50, 2013-14
PPG:	11, 2017-18
SHG:	2, 2013-14
GWG:	6, 2009-10
S:	279, 2013-14
S%:	16.2, 2018-19
TOI:	21:03, 2013-14
Hits:	118, 2013-14
Bks:	118, 2013-14
Multi-G GP:	5 (2x), 2021-22
Multi-A GP:	8, 2020-21
Multi-Pt GP:	15, 2018-19

GAME HIGHS

G:	3 (5x), Mar. 15, 2019 at TOR
A:	4, Jan. 31, 2021 vs. NYI
PTS:	4 (3x), Dec. 11, 2022 at ARI
PIM:	8, Mar. 15, 2011 at FLA
+/-:	5, Mar. 15, 2019 at TOR
S:	11, Jan. 10, 2018 vs. OTT
TOI:	26:14, Mar. 23, 2014 at NJD
Hits:	6 (2x), Oct. 24, 2015 at MTL
Bks:	3, Mar. 28, 2015 at PHI
G Streak:	3 (13x), Mar. 14-17, 2019 (5-0-5)
A Streak:	5, Dec. 29, 2016-Jan. 7, 2017 (1-8-9)
Pt Streak:	10, Dec. 29, 2016-Jan. 21, 2017 (3-11-14)
GP Streak:	7

PENALTY SHOTS - 1

Date	Opp.	Goalie (Result)
Oct. 22, 2013	vs. ANA	Hiller (No Goal)

CAREER HIGHLIGHTS

Multi-G GP:	39x, Feb. 17, 2024 vs. LAK (2-1-3)
Multi-A GP:	52x, Jan. 27, 2024 at PHI (1-2-3)
Multi-Pt GP:	136x, Feb. 17, 2024 vs. LAK (2-1-3)
3-Pt GP:	32x, Feb. 17, 2024 vs. LAK (2-1-3)
4+ Pt GP:	3x, Dec. 11, 2022 at ARI (1-3-4)
OTG:	1x, Feb. 21, 2015 vs. WPG (3:47)

MILESTONES

1st GP:	Oct. 2, 2009 at CAR
1st G:	Oct. 24, 2009 vs. FLA
1st A:	Oct. 2, 2009 at CAR
100th GP:	Dec. 1, 2010 vs. BOS
200th GP:	Jan. 24, 2013 vs. NYI
300th GP:	Feb. 4, 2014 at FLA
400th GP:	Mar. 28, 2015 vs. OTT
500th GP:	Feb. 11, 2017 vs. BUF
600th GP:	Mar. 20, 2018 at TBL
700th GP:	Nov. 27, 2019 at CBJ
800th GP:	Oct. 20, 2021 vs. BOS
900th GP:	Jan. 9, 2023 at BUF
1,000th GP:	Mar. 5, 2024 vs. EDM
100th G:	Nov. 1, 2014 vs. CHI
200th G:	Mar. 28, 2018 vs. FLA
300th G:	Apr. 11, 2023 vs. CBJ
100th A:	Nov. 4, 2014 at ARI
200th A:	Dec. 27, 2018 at TBL
300th A:	Nov. 25, 2023 at NYR (2nd assist)
100th Pt:	Jan. 23, 2013 at PIT (1st goal)
200th Pt:	Nov. 4, 2014 at ARI (assist)
300th Pt:	Dec. 22, 2016 at COL (assist)
400th Pt:	Dec. 12, 2018 at CGY (goal)
500th Pt:	Feb. 21, 2021 at BOS (1st assist)
600th Pt:	Nov. 9, 2023 vs. NYI (1st assist)

SHOOTOUTS

	G	S	S%	GDG
2023-24	0	1	0.0	0
CAREER	10	36	27.8	6

HAT TRICKS - 5

Date	Opp.	Goalie
Mar. 26, 2011	at NYI	DiPietro (3)
Nov. 15, 2016	vs. NSH	Mazanec (3)
Mar. 14, 2018	vs. DAL	Lehtonen (3)
Jan. 14, 2019	vs. MIN	Dubnyk (2, EN)
Mar. 15, 2019	at TOR	Andersen (3)

VS. THE NHL

TEAM	GP	G	A	PTS	PIM
ANAHEIM	20	0	10	10	10
ARIZONA	21	8	7	15	10
BOSTON	49	18	19	37	24
BUFFALO	53	20	10	30	17
CALGARY	20	4	2	6	2
CAROLINA	43	6	15	21	12
CHICAGO	19	7	3	10	6
COLORADO	20	8	7	15	8
COLUMBUS	31	13	13	26	12
DALLAS	23	7	9	16	6
DETROIT	34	12	8	20	26
EDMONTON	21	5	6	11	6
FLORIDA	40	12	12	24	35
LOS ANGELES	23	7	11	18	10
MINNESOTA	20	8	3	11	10
MONTREAL	47	19	15	34	16
NASHVILLE	19	11	4	15	8
NEW JERSEY	50	17	19	36	14
NY ISLANDERS	54	13	27	40	14
NY RANGERS	54	14	11	25	20
OTTAWA	44	17	17	34	10
PHILADELPHIA	17	6	4	10	10
PITTSBURGH	55	13	18	31	17
SAN JOSE	22	4	5	9	4
SEATTLE	6	3	1	4	0
ST. LOUIS	21	5	6	11	4
TAMPA BAY	44	18	14	32	31
TORONTO	24	6	4	10	6
VANCOUVER	22	6	5	11	14
VEGAS	11	2	2	4	8
WASHINGTON	50	15	17	32	14
WINNIPEG	34	7	14	21	10
NHL TOTALS:	1,011	311	318	629	394

CAREER RECORD

REGULAR SEASON

PLAYOFFS

YEAR	TEAM	LEAGUE	GP	TOI	G	A	PTS	+/-	PIM	PP	SH	GW	S	S%	GP	G	A	PTS	PIM
2007-08	New Hampshire	H-East	31	n/a	11	23	34	13	36	2	0	1	108	10.2
2008-09	New Hampshire	H-East	36	n/a	17	23	40	15	47	4	4	2	138	12.3
2009-10	Philadelphia	NHL	78	12:58	15	20	35	-1	30	4	0	6	173	8.7	21	3	3	6	4
2010-11	Philadelphia	NHL	75	14:32	21	19	40	15	35	3	0	4	173	12.1	11	7	0	7	4
2011-12	Philadelphia	NHL	43	15:10	11	13	24	-1	24	2	0	1	121	9.1	7	1	1	2	4
2012-13	Toronto	NHL	48	19:12	18	14	32	-7	26	5	0	3	140	12.9	7	2	5	7	4
2013-14	Toronto	NHL	80	21:03	30	31	61	-9	50	9	2	3	279	10.8
2014-15	Toronto	NHL	82	19:05	27	29	56	-33	43	9	1	4	248	10.9
2015-16	Toronto	NHL	40	17:46	14	15	29	3	6	5	0	0	129	10.9
2016-17	Toronto	NHL	82	15:53	29	33	62	-2	37	6	0	5	238	12.2	6	2	1	3	0
2017-18	Toronto	NHL	81	14:54	36	18	54	1	30	11	0	5	248	14.5	7	3	1	4	4
2018-19	Philadelphia	NHL	66	16:36	27	21	48	-10	18	8	0	4	167	16.2
2019-20	Philadelphia	NHL	66	14:54	19	21	40	5	8	4	0	2	151	12.6	12	2	0	2	2
2020-21	Philadelphia	NHL	56	16:33	17	26	43	2	14	10	0	1	132	12.9
2021-22	Philadelphia	NHL	82	16:07	24	14	38	-33	25	9	0	4	186	12.9
2022-23	Philadelphia	NHL	61	15:21	12	17	29	-3	28	2	0	1	119	10.1
2023-24	Boston	NHL	71	13:30	11	27	38	7	20	6	0	3	142	7.8	11	1	4	5	0
NHL TOTALS			1,011	16:11	311	318	629	-66	394	93	3	46	2,646	11.8	82	21	15	36	22
NCAA TOTALS			67	...	28	46	74	28	83	6	4	3	246	11.4



10 DMITRI VORONKOV

dih-MEE-tree vohr-AHN-kahv



POSITION: Center/Left Wing

SHOT: Left

HEIGHT: 6'5"

WEIGHT: 227

BORN: September 10, 2000

BIRTHPLACE: Angarsk, Russia

RESIDES: Angarsk, Russia

Voronkov_10

NHL YEAR: 2nd

CBJ YEAR: 2nd

CONTRACT STATUS: Signed Through 2024-25 (RFA)

2023-24 SEASON

- ★ Led NHL rookies in power play goals (6) and finished fifth in goals (18), seventh in shots on goal (142) and eighth-T in points (34)
- ★ Posted the third-most goals and power play goals by a rookie in CBJ history
- ★ Led all rookies in goals and power play goals and ranked fourth in points from Oct. 26-Feb. 25 with 16-14-30 in 51 appearances
- ★ Began the campaign in Cleveland (AHL), collecting 0-1-1 in four contests

CAREER HIGHLIGHTS

- ★ Recorded 18-13-31 with 51 PIM and seven PPG in 54 games with AK Bars Kazan in Russia's KHL, ranking third on the club in goals and fourth in PIM in 2022-23
- ★ Registered 7-5-12 with 36 PIM in 38 contests with AK Bars Kazan in 2021-22
- ★ Notched 7-12-19 with 41 PIM in 53 KHL games with AK Bars Kazan in 2020-21
- ★ Added 6-4-10 in 15 playoff appearances, leading the club in points and goals (tied)
- ★ Collected 5-7-12 with 29 PIM in 34 KHL contests with AK Bars Kazan in 2019-20
- ★ Made his KHL debut with AK Bars Kazan in 2018-19, appearing in three games

AMATEUR CAREER

- ★ Added 7-7-14 with 49 PIM in 50 contests with Bars Kazan (VHL) to rank second on the club in penalty minutes in 2018-19
- ★ Made his pro debut with Yermak Angarsk (VHL) in 2017-18, appearing in 14 games
- ★ Added 27-23-50 with 50 PIM in 19 contests with Yermak Angarsk's U18 club in 2017-18

INTERNATIONAL CAREER

- ★ Helped the Olympic Athletes of Russia earn a silver medal at the 2022 Olympic Games, posting 0-1-1 and 29 PIM in six games
- ★ Helped Russia claim a silver medal at the 2020 IIHF World Junior Championships and was named a Top Three Player on the team after finishing with 3-4-7 in 7 games

PERSONAL

- ★ Nickname is "Vorny"
- ★ Started playing hockey at the age of six and grew up idolizing Alex Ovechkin
- ★ His favorite sport is soccer
- ★ His favorite athlete of all-time is Lionel Messi
- ★ His favorite food is a good burger

CAREER TRANSACTIONS

- ★ Signed a two-year entry level contract with the Blue Jackets on May 4, 2023
- ★ Columbus' fourth round pick, 114th overall, at the 2019 NHL Draft





10 DMITRI VORONKOV

SINGLE SEASON HIGHS

GP:	75, 2023-24
G:	18, 2023-24
A:	16, 2023-24
PTS:	34, 2023-24
+/-:	-6, 2023-24
PIM:	52, 2023-24
PPG:	6, 2023-24
SHG:	0
GWG:	2, 2023-24
S:	142, 2023-24
S%:	12.7, 2023-24
TOI:	13:27, 2023-24
Hits:	83, 2023-24
Bks:	48, 2023-24
Multi-G GP:	1, 2023-24
Multi-A GP:	1, 2023-24
Multi-Pt GP:	3, 2023-24

GAME HIGHS

G:	2, Jan. 15, 2024 vs. VAN
A:	2, Dec. 8, 2023 vs. STL
PTS:	2 (3x), Feb. 25, 2024 vs. NYR
PIM:	9, Oct. 26, 2023 at MTL
+/-:	3, Nov. 27, 2023 vs. BOS
S:	9, Jan. 15, 2024 vs. VAN
TOI:	19:49, Mar. 30, 2024 vs. PIT
Hits:	5, Mar. 28, 2024 at PIT
Bks:	5, Feb. 29, 2024 vs. CAR
G Streak:	2 (3x), Feb. 23-25, 2024 (2-1-3)
A Streak:	3, Nov. 9-12, 2023 (0-3-3)
Pt Streak:	3 (5x), Apr. 1-6, 2024 (1-2-3)
GP Streak:	75, Oct. 26, 2023-Apr. 13, 2024

PENALTY SHOTS - 0

Date	Opp.	Goalie (Result)
------	------	-----------------

CAREER HIGHLIGHTS

Multi-G GP:	1x, Jan. 15, 2024 vs. VAN (2-0-2)
Multi-A GP:	1x, Dec. 8, 2023 vs. STL (0-2-2)
Multi-Pt GP:	3x, Feb. 25, 2024 vs. NYR (1-1-2)
3-Pt GP:	0
4+ Pt GP:	0
OTG:	0

MILESTONES

1st GP:	Oct. 26, 2023 at MTL
1st G:	Oct. 30, 2023 at DAL
1st A:	Oct. 26, 2023 at MTL

HAT TRICKS - 0

Date	Opp.	Goalie
------	------	--------

SHOOTOUTS

	G	S	S%	GDG
2023-24	0	0	0.0	0
CAREER	0	0	0.0	0

VS. THE NHL

TEAM	GP	G	A	PTS	PIM
ANAHEIM	1	0	0	0	0
ARIZONA	2	0	1	1	0
BOSTON	3	1	1	2	4
BUFFALO	3	1	1	2	4
CALGARY	1	1	0	1	0
CAROLINA	3	0	0	0	0
CHICAGO	2	1	0	1	0
COLORADO	2	0	1	1	0
COLUMBUS	0	0	0	0	0
DALLAS	2	1	1	2	2
DETROIT	2	0	1	1	0
EDMONTON	2	2	0	2	0
FLORIDA	3	1	0	1	2
LOS ANGELES	2	0	0	0	2
MINNESOTA	1	0	0	0	0
MONTRÉAL	3	0	2	2	9
NASHVILLE	2	0	0	0	0
NEW JERSEY	4	0	1	1	2
NY ISLANDERS	3	1	0	1	2
NY RANGERS	3	1	2	3	9
OTTAWA	3	2	0	2	2
PHILADELPHIA	3	0	1	1	0
PITTSBURGH	4	0	0	0	4
SAN JOSE	2	1	0	1	2
SEATTLE	2	0	0	0	2
ST. LOUIS	2	1	2	3	2
TAMPA BAY	3	0	1	1	0
TORONTO	3	1	0	1	2
VANCOUVER	2	2	0	2	4
VEGAS	2	0	0	0	0
WASHINGTON	3	1	1	2	0
WINNIPEG	2	0	0	0	0
NHL TOTALS:	75	18	16	34	52

CAREER RECORD

REGULAR SEASON

PLAYOFFS

YEAR	TEAM	LEAGUE	GP	TOI	G	A	PTS	+/-	PIM	PP	SH	GW	S	S%	GP	G	A	PTS	PIM
2017-18	Yermark Angarsk	VHL	14	3:35	0	0	0	-3	6	0	0	0	5	0.0
2018-19	Ak Bars Kazan	KHL	3	4:02	0	0	0	0	0	0	0	0	2	0.0	1	0	0	0	0
	Bars Kazan	VHL	50	13:54	7	7	14	-3	49	0	0	0	80	8.8
2019-20	Ak Bars Kazan	KHL	34	10:49	5	7	12	4	29	2	0	2	47	10.6	4	1	1	2	0
2020-21	AK Bars Kazan	KHL	53	14:44	7	12	19	2	41	2	0	2	115	6.1	15	6	4	10	8
2021-22	AK Bars Kazan	KHL	38	14:55	7	5	12	10	36	1	0	0	90	7.8	6	0	1	1	6
2022-23	AK Bars Kazan	KHL	54	14:52	18	13	31	13	51	7	1	5	109	16.5	24	8	4	12	16
2023-24	Columbus	NHL	75	13:27	18	16	34	-6	52	6	0	2	142	12.7
	Cleveland	AHL	4	n/a	0	1	1	-1	2	0	0	0	4	0.0
CBJ/NHL TOTALS			75	13:27	18	16	34	-6	52	6	0	2	142	12.7
KHL TOTALS			182	13:54	37	37	74	29	157	12	1	9	263	10.2	50	15	10	25	30
AHL TOTALS			4	...	0	1	1	-1	2	0	0	0	4	0.0
VHL TOTALS			64	11:39	7	7	14	-6	55	0	0	0	85	8.2
MHL TOTALS			3	18:15	1	1	2	0	33	0	0	0	10	10.0

PLAYERS



8 ZACH WERENSKI

ZAK wuh-REHN-skee



POSITION: Defense

SHOT: Left

HEIGHT: 6'2"

WEIGHT: 211

BORN: July 19, 1997

BIRTHPLACE: Grosse Pointe, Michigan

RESIDES: Grosse Pointe, Michigan

X @ZachWerenski

Instagram ZachWerenski

NHL YEAR: 9th

CBJ YEAR: 9th

CONTRACT STATUS: Signed Through 2027-28 (UFA)

2023-24 SEASON

- ★ Set single-season franchise records for assists (James Wisniewski, 44 in 2013-14) and points by a defenseman (tied with Seth Jones, 57 in 2017-18) with 11-46-57 in 70 contests
- ★ Led the club in TOI (24:27) and ranked second in assists and points, while leading team blueliners in goals, assists and points
- ★ Led all NHL defensemen in shots on goal and ranked second-T in goals and seventh in points from Jan. 25 through the end of the season with 10-22-32 and 115 shots on goal in 36 contests
- ★ Registered 2-2-4 and was +5 in the season finale on Apr. 16 vs. Carolina, becoming the sixth player in club history to record 300 career points with his second point (first goal) of the game
- ★ Collected his 205th career assist on Mar. 23 at Vegas to move past David Vyborny into second place on the club's all-time list
- ★ Set the Blue Jackets single-game marks for assists and points (tied) by a defenseman with 0-4-4 on Nov. 22 vs. Chicago
- ★ Registered his 174th career assist on Nov. 14 vs. Pittsburgh to surpass Seth Jones for the most by a defenseman in franchise history
- ★ Captured the Blue Jackets' Community MVP for second-straight season and was named the club's Masterton and King Clancy nominee

CAREER HIGHLIGHTS

- ★ Is the franchise's all-time leader among defensemen in goals, assists, and points and ranks fourth in games played entering the 2024-25 season
- ★ Has skated in two NHL All-Star Games (2018 at Amalie Arena, 2022 at T-Mobile Arena)
- ★ Missed final 69 games of the 2022-23 season due to a shoulder injury suffered on Nov. 10 vs. Philadelphia
- ★ Set then single-season career highs in assists, points and time on ice with 11-37-48 and 25:40 TOI in 68 games with Columbus in 2021-22, ranking sixth in the NHL in TOI/GP
- ★ Became the franchise's all-time leader in points by a defenseman (224) with an assist on Mar. 7, 2022 vs. Toronto, surpassing Seth Jones (223)
- ★ Led NHL blueliners while setting a single-season franchise record for goals by a defenseman (20) in 2019-20
- ★ Ranked second on CBJ in goals and time on ice (23:59) in 2019-20
- ★ Set the CBJ single-season record for defensemen with his 17th goal on Feb. 7, 2020 vs. Detroit and tallied his 20th goal on Mar. 1 vs. Vancouver
- ★ Became the franchise's career leader in goals by a defenseman with his 42nd tally on Nov. 9, 2019 at Colorado
- ★ Led Blue Jackets defensemen in goals and ranked second in assists, points and TOI/game (22:54) with 11-33-44 in 82 games in 2018-19
- ★ Posted 16-21-37 in 77 games in 2017-18, finishing fourth-T among NHL defensemen in goals, which was tied with Seth Jones and set then-club record for goals by a blueliner
- ★ Led CBJ defensemen in assists (36) and points (47), which ranked seventh among NHL rookies and 13th among defensemen in scoring in 2016-17
- ★ Finished third in Calder Trophy voting in 2016-17 and earned All-Rookie Team honors after leading league first-year players in plus/minus and power play assists (17), finishing second-T in power play points (21) and third in assists
- ★ Tallied the sixth-most points (47) by a teenage defenseman in his rookie season in NHL history in 2016-17
- ★ Set the CBJ rookie record with his 40th point of the season on Mar. 10, 2017 vs. Buffalo (Rick Nash-39, 2002-03)
- ★ Collected an assist in his NHL debut on Oct. 13, 2016 vs. Boston, becoming the then 12th-youngest player to make NHL debut in a Jackets uniform

- ★ Made his pro debut with Lake Erie (AHL) and had 5-9-14 in 17 postseason contests to help the Monsters capture the 2016 Calder Cup
- ★ Finished second among AHL defensemen in goals (tied) and points and recorded the most assists and points by an 18-year old in a single playoff in AHL history

AMATEUR CAREER

- ★ Registered 11-24-35 in 36 games during his sophomore campaign at Michigan (Big Ten) in 2015-16
- ★ Named AHCA First Team All-American, Big Ten Defensive Player of the Year and a First Team All-Big Ten selection after finishing second in the NCAA in scoring by a defenseman
- ★ Led all Big Ten defensemen in goals and finished first among U-M blueliners and second among Big Ten defensemen in points with 9-16-25 in 35 games in 2014-15
- ★ Skating as the youngest player in NCAA hockey, finished second among freshmen Division I defensemen in scoring in 2014-15

INTERNATIONAL CAREER

- ★ Skated for the United States at the 2019 and 2024 IIHF World Championships
- ★ Captained the USA to a bronze medal at the 2016 IIHF World Junior Championships and was named the tournament's Best Defenseman and selected to the All-Star Team after leading blueliners in goals and points (tied) with 2-7-9 in seven games
- ★ Skated for Team USA at the 2015 IIHF World Junior Championships (1-1-2, 5 GP)

PERSONAL

- ★ Nickname is "Z"
- ★ Started playing hockey at the age of three and idolized Pavel Datsyuk growing up
- ★ Wanted to be a police officer like his father while he was growing up
- ★ Enjoys golfing, playing tennis or going for a walk with his goldendoodle named Beau on his off-days
- ★ Would want the ability to teleport if he could choose any superpower because he loves traveling
- ★ His top three TV shows are *the Sopranos*, *the Office* and *the Bear*

CAREER TRANSACTIONS

- ★ Signed a six-year contract extension with the Blue Jackets through the 2027-28 season on July 29, 2021
- ★ Signed a three-year contract extension with Columbus on Sept. 9, 2019
- ★ Signed a three-year, entry level contract with Columbus on Mar. 29, 2016
- ★ Columbus' first round pick, eighth overall, at the 2015 NHL Draft



PLAYERS



8 ZACH WERENSKI

SINGLE SEASON HIGHS

GP:	82, 2018-19
G:	20, 2019-20
A:	46, 2023-24
PTS:	57, 2023-24
+/-:	17, 2016-17
PIM:	22 (2x), 2023-24
PPG:	5, 2019-20
SHG:	1, 2019-20
GWG:	4, 2019-20
S:	216, 2021-22
S%:	10.7, 2019-20
TOI:	25:40, 2021-22
Hits:	67, 2018-19
Bks:	130, 2023-24
Multi-G GP:	3 (2x), 2023-24
Multi-A GP:	9, 2016-17
Multi-Pt GP:	12 (2x), 2023-24

GAME HIGHS

G:	3, Dec. 31, 2019 vs. FLA
A:	4, Nov. 22, 2023 vs. CHI
PTS:	4 (3x), Apr. 16, 2024 vs. CAR
PIM:	5, Jan. 18, 2021 at DET
+/-:	5 (2x), Apr. 16, 2024 vs. CAR
S:	10 (2x), Nov. 6, 2021 vs. COL
TOI:	33:03, Oct. 31, 2021 at NJD
Hits:	4 (4x), Mar. 16, 2019 at BOS
Bks:	7, Feb. 25, 2024
G Streak:	3, Nov. 9-15, 2019 (3-1-4)
A Streak:	5, Nov. 11-18, 2023 (0-5-5)
Pt Streak:	7, Nov. 9-25, 2019 (3-6-9)
GP Streak:	108, Oct. 4, 2018-Nov. 30, 2019

PENALTY SHOTS - 0

Date	Opp.	Goalie (Result)
------	------	-----------------

CAREER HIGHLIGHTS

Multi-G GP:	7x, Apr. 16, 2024 vs. CAR (2-2-4)
Multi-A GP:	30x, Apr. 16, 2024 vs. CAR (2-2-4)
Multi-Pt GP:	57x, Apr. 16, 2024 vs. CAR (2-2-4)
3-Pt GP:	7x, Apr. 6, 2024 vs. PHI (2-1-3)
4+ Pt GP:	3x, Apr. 16, 2024 vs. CAR (2-2-4)
OTG:	5x, Mar. 13, 2021 vs. DAL (4:55)

MILESTONES

1st GP:	Oct. 13, 2016 vs. BOS
1st G:	Oct. 15, 2016 vs. SJS
1st A:	Oct. 13, 2016 vs. BOS
100th GP:	Nov. 22, 2017 vs. CGY
200th GP:	Jan. 13, 2019 vs. NYR
300th GP:	Mar. 8, 2020 at VAN
400th GP:	Apr. 13, 2022 vs. MTL
100th A:	Nov. 29, 2019 vs. PIT
200th A:	Mar 5, 2024 at PIT
100th Pt:	Dec. 4, 2018 vs. CGY (goal)
200th Pt:	Nov. 20, 2021 at VGK (1st assist)
300th Pt:	Apr. 16, 2024 vs. CAR (1st goal)

HAT TRICKS - 1

Date	Opp.	Goalie
Dec. 31, 2019	vs. FLA	Bobrovsky (3)

SHOOTOUTS

	G	S	S%	GDG
2023-24	0	0	0.0	0
CAREER	0	3	0.0	0

VS. THE NHL

TEAM	GP	G	A	PTS	PIM
ANAHEIM	12	6	2	8	2
ARIZONA	12	4	7	11	4
BOSTON	16	3	6	9	0
BUFFALO	17	1	11	12	4
CALGARY	12	4	5	9	4
CAROLINA	27	6	7	13	2
CHICAGO	16	2	12	14	6
COLORADO	14	2	5	7	4
COLUMBUS	0	0	0	0	0
DALLAS	17	4	8	12	2
DETROIT	22	3	12	15	9
EDMONTON	10	1	5	6	0
FLORIDA	22	7	8	15	4
LOS ANGELES	12	2	4	6	0
MINNESOTA	11	3	2	5	2
MONTREAL	18	2	8	10	10
NASHVILLE	15	2	5	7	4
NEW JERSEY	21	3	4	7	6
NY ISLANDERS	20	2	11	13	2
NY RANGERS	22	3	12	15	2
OTTAWA	16	4	12	16	8
PHILADELPHIA	21	5	9	14	0
PITTSBURGH	18	3	7	10	0
SAN JOSE	11	4	2	6	8
SEATTLE	3	0	1	1	2
ST. LOUIS	13	2	4	6	4
TAMPA BAY	21	4	9	13	2
TORONTO	14	0	12	12	2
VANCOUVER	12	3	4	7	8
VEGAS	10	1	6	7	4
WASHINGTON	21	2	6	8	2
WINNIPEG	10	2	6	8	8
NHL TOTALS:	486	90	212	302	115

CAREER RECORD

REGULAR SEASON

PLAYOFFS

YEAR	TEAM	LEAGUE	GP	TOI	G	A	PTS	+/-	PIM	PP	SH	GW	S	S%	GP	G	A	PTS	PIM
2014-15	Michigan	Big Ten	35	n/a	9	16	25	9	8	3	0	1	80	11.3
2015-16	Michigan	Big Ten	36	n/a	11	25	36	5	20	7	0	0	100	11.0
2015-16	Lake Erie	AHL	7	n/a	1	0	1	2	0	0	0	1	19	5.3	17	5	9	14	2
2016-17	Columbus	NHL	78	20:55	11	36	47	17	14	4	0	1	188	5.9	3	1	0	1	0
2017-18	Columbus	NHL	77	22:35	16	21	37	8	16	3	0	3	207	7.7	6	1	2	3	2
2018-19	Columbus	NHL	82	22:54	11	33	44	-12	18	2	0	1	168	6.5	10	1	5	6	9
2019-20	Columbus	NHL	63	23:59	20	21	41	9	10	5	1	4	187	10.7	10	1	2	3	4
2020-21	Columbus	NHL	35	24:22	7	13	20	-9	13	0	0	1	79	8.9
2021-22	Columbus	NHL	68	25:40	11	37	48	-15	22	4	0	2	216	5.1
2022-23	Columbus	NHL	13	23:36	3	5	8	-6	0	0	0	0	41	7.3
2023-24	Columbus	NHL	70	24:27	11	46	57	0	22	2	0	0	202	5.5
CBJ/NHL TOTALS			486	23:24	90	212	302	-8	115	20	1	12	1,288	7.0	29	4	9	13	15
AHL TOTALS			7	...	1	0	1	2	0	0	0	1	19	5.3	17	5	9	14	2
NCAA TOTALS			71	...	20	41	61	14	28	10	0	4	180	11.1



58 OLE-JULIAN BJORGVIK-HOLM



OH-lay- JOO-lee-ehn B'YOHHRG-vihk-HOHLM

POSITION: Defense

SHOT: Left

HEIGHT: 6'4"

WEIGHT: 201

BORN: May 23, 2002

BIRTHPLACE: Oslo, Norway

RESIDES: Oslo, Norway

X @OJHolm38

Instagram OleBjorgvikHolm

NHL YEAR: 1st

CBJ YEAR: 1st

CONTRACT STATUS: Signed Through 2024-25 (RFA)

2023-24 SEASON

Skated in two games for the AHL's Cleveland Monsters... Ranked second among Cincinnati (ECHL) blueliners in goals, assists and points with 5-28-33 in 57 contests.

CAREER HIGHLIGHTS

2022-23: Split the season between the Cleveland Monsters (AHL) and the Kalamazoo Wings (ECHL), combining for 1-5-6 in 44 games... Represented Norway at the 2023 IIHF World Championships, posting 1-0-1 in four games... **2021-22:** Recorded 3-10-13 with 82 penalty minutes in 54 outings with Mississauga in the Ontario Hockey League... Ranked second on the team in PIM... Helped Norway earn a bronze medal at the U20 D1A IIHF World Championships... Named best defenseman at the tournament after leading blueliners in points with 2-4-6 in five games... **2020-21:** Split the season between Manglerud of Norway's top professional league and Cleveland (AHL)... Made his North American pro debut with Cleveland on Mar. 20 vs. Grand Rapids and posted 1-4-5 with 8 PIM in 16 games... Registered 2-8-10 with 14 PIM in 22 outings with Manglerud, ranking second among defensemen on the club in assists and points and third in goals... **2019-20:** Collected 2-17-19 with 47 PIM in 57 contests with the Mississauga (OHL)... Led team rookies in assists, points and penalty minutes and finished third in goals... Ranked third among the club's defensemen in PIM and fourth in assists... **2018-19:** Suited up in two games for the United States Hockey League's Tri-City Storm, while also notching 21-32-53 and 57 PIM in 62 outings with the Colorado Thunderbirds' 16U AAA team... Helped Norway earn silver at the U18 D1A IIHF World Championships... **2017-18:** Appeared in 15 games for Manglerud U20, posting 0-1-1 with 8 PIM and a +11 plus/minus rating.

PERSONAL

Nicknames are "OJ" and "Juice"... Started playing hockey at the age of four and idolized Mats Zuccarello growing up... His most memorable moment in hockey was being drafted by the Blue Jackets... His favorite sport is UFC and his favorite team is Manchester City... Has the ability to juggle... His top three TV shows are *Prison Break*, *Breaking Bad* and *Suits*... His favorite athletes of all-time are Michael Jordan, Tiger Woods and Cristiano Ronaldo.

CAREER TRANSACTIONS

Signed a three-year entry level contract with Columbus on August 16, 2021... Columbus' fifth round pick, 145th overall, at the 2020 NHL Draft.



CAREER RECORD

REGULAR SEASON

PLAYOFFS

YEAR	TEAM	LEAGUE	GP	TOI	G	A	PTS	+/-	PIM	PP	SH	GW	S	S%	GP	G	A	PTS	PIM
2017-18	Manglerud U20	Norway U20	15	n/a	0	1	1	11	8	n/a	n/a	n/a	n/a	n/a
2018-19	Tri-City Storm	USHL	2	n/a	0	0	0	0	0	n/a	n/a	n/a	n/a	n/a
2019-20	Mississauga	OHL	57	n/a	2	17	19	-2	47	0	0	0	79	2.5
2020-21	Manglerud	Norway	22	n/a	2	8	10	-1	14	0	n/a	0	44	4.5
	Cleveland	AHL	16	n/a	1	4	5	-1	8	0	0	0	13	7.7
2021-22	Mississauga	OHL	54	n/a	3	10	13	-4	82	1	0	0	142	2.1	10	1	0	1	4
2022-23	Cleveland	AHL	25	n/a	0	2	2	-4	6	0	0	0	18	0.0
	Kalamazoo	ECHL	19	n/a	1	3	4	1	23	0	0	1	21	4.8
2023-24	Cleveland	AHL	2	n/a	0	0	0	-3	0	0	0	0	2	0.0
	Cincinnati	ECHL	57	n/a	5	28	33	-8	38	1	0	4	90	5.6
AHL TOTALS			43	...	1	6	7	-8	14	0	0	0	33	3.0
ECHL TOTALS			76	...	6	31	37	-7	61	1	0	50	111	5.4
OHL TOTALS			111	...	5	27	32	-6	129	1	0	0	221	2.5	10	1	0	1	4
NORWAY TOTALS			22	...	2	8	10	-1	14	0	...	0	44	4.5
NORWAY U20 TOTALS			15	...	0	1	1	11	8
USHL TOTALS			2	...	0	0	0	0	0

PLAYER PERSONNEL



45 GAVIN BRINDLEY

GA-vihn BRIHND-lee



POSITION: Center

SHOT: Right

HEIGHT: 5'8"

WEIGHT: 173

BORN: October 5, 2004

BIRTHPLACE: Fort Myers, Florida

RESIDES: Fort Myers, Florida

X @BrindleyGavin

IG G.Brindley4

NHL YEAR: 2nd

CBJ YEAR: 2nd

CONTRACT STATUS: Signed Through 2025-26 (RFA)

2023-24 SEASON

Made his NHL debut with Columbus in the season finale, finishing with 12:20 of ice time on Apr. 16, 2024 vs. Carolina... Registered 25-28-53 with six power play goals, 122 shots on goal and a +17 plus/minus rating in 40 games as a sophomore at the University of Michigan... Named to the NCAA First All-American Team, the Big Ten Hockey Player of the Year and to the First All-Big Ten Team... Named to the NCAA Midwest All-Region Team and Big Ten All-Tournament Team... Led the club in points and plus/minus rating (tied) and ranked second in goals... Helped the United States win gold at the 2024 IIHF World Junior Championships and was named a Top-3 Player on the Team (6-4-10 in 7 GP)... Made his US men's debut and recorded 1-0-1 in five games at the 2024 IIHF World Championships.

CAREER HIGHLIGHTS

2022-23: Recorded 12-26-38 with a +21 plus/minus rating and three power play goals in 41 games as a freshman at the University of Michigan... Ranked second-T on the club in PPGs, third in assists and fifth in points... Named an honorable mention for the Big Ten All-Star Team... Helped the United States earn bronze at the 2023 IIHF World Junior Championships (1-3-4 in 7 GP)... **2021-22:** Tallied 14-28-42 with 33 penalty minutes, a +9 plus/minus rating and eight power play goals in 52 games with the Tri-City Storm of the United States Hockey League (USHL)... Ranked fourth on the club in PPGs and sixth in points... Appeared in 15 games with the U.S. National Development Program's U18 team (2-7-9 in 15 GP)... Helped the United States win silver at the 2022 IIHF U18 World Championships (1-3-4 in 6 GP)... **2020-21:** Registered 9-13-22 in 51 outings in his rookie campaign with Tri-City (USHL)... Named to the USHL All-Rookie Second Team.

PERSONAL

Nickname is "Brinds"... Started playing hockey at the age of three and grew up idolizing Sidney Crosby... Wanted to be an architect growing up... Favorite sports teams are the Tampa Bay Buccaneers and Detroit Lions... Would want the ability to teleport if he could have one superpower... His top three musical artists are Morgan Wallen, Avicii and Kygo... His favorite movies are *Happy Gilmore* and *Wedding Crashers*.

CAREER TRANSACTIONS

Signed a three-year entry level contract with the Blue Jackets on April 15, 2024... Columbus' second round pick, 34th overall, at the 2023 NHL Draft.



PLAYER PERSONNEL

CAREER RECORD

YEAR	TEAM	LEAGUE	GP	TOI	G	A	PTS	+/-	PIM	REGULAR SEASON					PLAYOFFS				
										PP	SH	GW	S	S%	GP	G	A	PTS	PIM
2020-21	Tri-City	USHL	51	n/a	9	13	22	-1	18	0	0	3	78	11.5	3	1	1	2	0
2021-22	Tri-City	USHL	51	n/a	14	28	42	9	33	8	0	3	109	12.8	3	1	1	2	0
	US U18	NTDP	15	n/a	2	7	9	10	8	0	0	0	22	9.1
2022-23	Michigan	Big Ten	41	n/a	12	26	38	21	22	1	0	3	127	9.4
2023-24	Michigan	Big Ten	40	n/a	25	28	53	17	28	6	1	2	122	20.5
	Columbus	NHL	1	12:20	0	0	0	0	0	0	0	0	0	0
NHL/CBJ TOTALS			1	12:20	0	0	0	0	0	0	0	0	0	0
NCAA TOTALS			81	...	37	54	91	38	50	7	1	5	249	14.5
USHL TOTALS			102	...	23	41	64	8	51	8	0	6	187	12.3	6	2	2	4	0
NTDP TOTALS			15	...	2	7	9	10	8	0	0	0	22	9.1



37 CAMERON BUTLER

KAM-ruhn BUHT-luhr



POSITION: Right Wing

SHOT: Right

HEIGHT: 6'4"

WEIGHT: 215

BORN: June 9, 2002

BIRTHPLACE: Ottawa, Ontario

RESIDES: Ottawa, Ontario

X @CButler_21



NHL YEAR: 2nd

CBJ YEAR: 2nd

CONTRACT STATUS: Signed Through 2025-26 (RFA)

2023-24 SEASON

Made his NHL debut with Columbus on Mar. 30, 2024 vs. Pittsburgh... Recorded 2-6-8 and 71 penalty minutes in 51 AHL games with the Cleveland Monsters ... Ranked third on the Monsters in PIM.

CAREER HIGHLIGHTS

2022-23: Made his pro debut at the end of the campaign with Cleveland, appearing in three AHL games... Recorded 27-28-55 with 119 PIM, seven power play goals and three game-winning goals in 63 outings with the Oshawa Generals of the Ontario Hockey League... Ranked second in the OHL in PIM... Led the Generals in PIM and ranked third in goals, PPG and GWG and fourth-T in points... **2021-22:** Split the OHL campaign between Niagara and Oshawa, combining for 11-30-41 in 64 contests... Spent the majority of the season with the Generals, registering 5-13-18 in 40 outings... **2020-21:** Did not play due to the OHL season being canceled due to COVID-19 pandemic... **2019-20:** Split the season between Peterborough and Niagara, recording 12-7-19 in 39 games with the Petes and 6-7-13 in 27 games with the Icedogs... **2018-19:** Made his OHL debut, posting 18-8-26 with six power play goals and 55 penalty minutes in 64 appearances with Peterborough... Ranked third on the club in PIM and PPG (tied) and fifth in goals.

PERSONAL

Nickname is "Buts"... Started playing hockey at the age of seven and grew up idolizing Steven Stamkos... Wanted to be an astronaut when he grew up and would be a park ranger if he wasn't playing hockey now... His most memorable moment in hockey was his first NHL game on Mar. 30, 2024 vs. Pittsburgh... Also played lacrosse and volleyball growing up and enjoys playing pickleball now... His favorite athletes of all-time are Ben Johns, Kobe Bryant and Tiger Woods.

CAREER TRANSACTIONS

Signed a three-year entry level contract with Columbus on March 16, 2023.



PLAYER PERSONNEL

CAREER RECORD		REGULAR SEASON													PLAYOFFS				
YEAR	TEAM	LEAGUE	GP	TOI	G	A	PTS	+/-	PIM	PP	SH	GW	S	S%	GP	G	A	PTS	PIM
2018-19	Peterborough	OHL	64	n/a	18	8	26	-7	55	6	0	1	104	n/a
2019-20	Peterborough	OHL	39	n/a	12	7	19	-5	24	4	0	2	96	n/a
	Niagara	OHL	27	n/a	6	7	13	-40	21	4	0	0	60	n/a
2020-21	Niagara	OHL	DID NOT PLAY DUE TO COVID-19																
2021-22	Niagara	OHL	24	n/a	6	17	23	-17	22	2	0	0	66	n/a
	Oshawa	OHL	40	n/a	5	13	18	-10	56	0	0	0	71	n/a	4	1	1	2	11
2022-23	Oshawa	OHL	63	n/a	27	28	55	-5	119	7	0	3	146	n/a	5	2	1	3	15
	Cleveland	AHL	3	n/a	0	0	0	-3	0	0	0	0	2	0.0
2023-24	Columbus	NHL	1	0:54	0	0	0	0	0	0	0	0	0	0
	Cleveland	AHL	51	n/a	2	6	8	-10	71	0	0	0	43	4.7
CBJ/NHL TOTALS			1	0:54	0	0	0	0	0	0	0	0	0	0
AHL TOTALS			54	...	2	6	8	-13	71	0	0	0	45	4.4
OHL TOTALS			257	...	74	80	154	-84	287	23	0	6	543	...	9	3	2	5	26



74 CORSON CEULEMANS

KOHR-suhn KOO-luh-mihns



POSITION: Defense

SHOT: Right

HEIGHT: 6'2"

WEIGHT: 191

BORN: May 5, 2003

BIRTHPLACE: Regina, Saskatchewan

RESIDES: Beaumont, Alberta

CorsonCeulemans

NHL YEAR: 1st

CBJ YEAR: 1st

CONTRACT STATUS: Signed Through 2025-26 (RFA)

2023-24 SEASON

Played his first full pro season with the Cleveland Monsters, finishing with 3-9-12 in 47 AHL games... Ranked second among Cleveland rookie blueliners in goals, assists, points and games played.

CAREER HIGHLIGHTS

2022-23: Made his pro debut with Cleveland (AHL) at the end of the campaign, posting 1-1-2 with six PIM in 13 AHL games... Played in his first pro game on Mar. 16 vs. Grand Rapids and notched his first career goal on Mar. 26 at Rochester... Registered 8-15-23 with 38 PIM in 33 appearances as a sophomore at the University of Wisconsin (Big Ten)... Ranked third on the team in assists, points (tied) and penalty minutes... **2021-22:** Recorded 7-15-22 in 34 appearances in his freshman campaign at the University of Wisconsin (Big Ten)... Led the team in assists and points and finished third-T in goals... Finished third-T among NCAA freshmen blueliners in goals, sixth-T in points and seventh-T in assists... **2020-21:** Played in the AJHL with the Brooks Bandits, collecting 4-7-11 in eight contests... Helped Canada win a gold medal at the IIHF U18 World Championships after finishing with the most assists by a defenseman in the tournament with 1-7-8 in six contests... **2019-20:** Notched 5-30-35 and 80 penalty minutes in 44 appearances with Brooks (AJHL)... Finished second among club blueliners in assists and points... Represented Canada at the U17 World Hockey Challenge.

PERSONAL

Nicknames are "Ceuls" or "Ceuly"... Started playing hockey at the age of four and grew up idolizing Ales Hemsky... His favorite moment in hockey was winning a gold medal with Canada at the 2021 IIHF U18 World Championships... Also played lacrosse, basketball and track and field while growing up... Enjoys playing pickleball, golf and video games on his days off... His favorite athletes of all-time are Michael Jordan, Leo Messi and Randy Moss... His musical artists are Kenny Chesney, Luke Combs and Zac Brown Band.

CAREER TRANSACTIONS

Signed a three-year entry level contract with Columbus beginning in the 2023-24 campaign on March 7, 2023... Columbus' first round pick, 25th overall, at the 2021 NHL Draft.



CAREER RECORD

REGULAR SEASON

PLAYOFFS

YEAR	TEAM	LEAGUE	GP	TOI	G	A	PTS	+/-	PIM	PP	SH	GW	S	S%	GP	G	A	PTS	PIM
2018-19	Brooks	AJHL	5	n/a	0	0	0	n/a	8	0	0	0	n/a	n/a	3	2	0	2	0
2019-20	Brooks	AJHL	44	n/a	5	30	35	n/a	80	1	0	0	n/a	n/a
2020-21	Brooks	AJHL	8	n/a	4	7	11	n/a	8	2	0	0	n/a	n/a
2021-22	Wisconsin	Big Ten	34	n/a	7	15	22	-12	33	4	0	1	102	6.9
2022-23	Wisconsin	Big Ten	33	n/a	8	15	23	-5	38	4	0	0	90	8.9
	Cleveland	AHL	13	n/a	1	1	2	-3	6	0	0	0	13	7.7
2023-24	Cleveland	AHL	47	n/a	3	9	12	-11	12	0	0	0	39	7.7
AHL TOTALS			60	...	4	10	14	-14	18	0	0	0	52	7.7
NCAA TOTALS			67	...	15	30	45	-17	71	8	0	1	192	7.8
AJHL TOTALS			57	...	9	37	46	...	96	3	0	0	3	2	0	2	0

PLAYER PERSONNEL



2 JAKE CHRISTIANSEN

JAYKE KRIHST-yehn-suhn

POSITION: Defense

SHOT: Left

HEIGHT: 6'0"

WEIGHT: 197

BORN: September 12, 1999

BIRTHPLACE: W. Vancouver, British Columbia

RESIDES: Vancouver, British Columbia

@JakeC_9

JakeChristiansen23

NHL YEAR: 4th

CBJ YEAR: 4th

CONTRACT STATUS: Signed Through 2024-25 (UFA)

2023-24 SEASON

Played 12 games with Columbus, collecting 0-2-2... Ranked second on Cleveland (AHL) in assists and points with 13-33-46 in 62 contests... Ranked fourth-T among AHL blueliners in points, fifth in goals and ninth-T in assists while leading club defenseman each category... Was named to the AHL Second All-Star Team and skated in the AHL All-Star Classic.

CAREER HIGHLIGHTS

2022-23: Collected 0-4-4 in 24 games with Columbus, notching his first career NHL assist on Nov. 17 vs. Montreal... Added 11-23-34 with 53 penalty minutes, four power play goals and 157 shots on goal in 50 games with Cleveland (AHL)... Led team defensemen in goals and shots on goal and ranked second in assists and points... Skated in the AHL All-Star Classic... **2021-22:** Made his NHL debut with the Blue Jackets, collecting 1-0-1 in eight games... Scored his first NHL goal on Mar. 1 vs. New Jersey (Nico Dawes)... Skated in his first career game on Jan. 6 at New Jersey... Spent the majority of the season with Cleveland and recorded 13-32-45 with 33 penalty minutes in 62 contests... Led the team in assists and points... Named to the AHL's Second All-Star Team after tying for the league lead among blueliners in goals and finishing second in shots and fourth in points... **2020-21:** Recorded 3-12-15 with a +3 plus/minus rating and 59 shots in 28 games with Cleveland (AHL)... Led club defensemen in shots and ranked second in goals (tied) and assists and third in points... Ranked third among Monsters rookies in assists and fourth in points... **2019-20:** Began the campaign in the AHL, skating in nine games with the Stockton Heat... Made his pro debut on Oct. 19 at Bakersfield... Returned to play a fifth season with the Everett Silvertips (WHL), collecting 22-28-50 and 35 penalty minutes in 38 appearances... Named to the WHL's Second All-Star Team after leading league defensemen in goals and points per game (1.32) and ranking third-T in power play goals (7)... Ranked third on the team in goals and second among club blueliners in points... Recorded 16 multi-point outings, including two four-point and five three-point efforts... **2018-19:** Served as an alternate captain for Everett and collected 12-32-44 in 67 contests... Set career highs in assists and shots on goal (236)... Led Silvertips defensemen in goals and ranked second in assists and points... **2017-18:** Registered 6-25-31 while playing in all 72 games for Everett for the second-straight campaign... Named the club's Iron Man... Ranked second-T among team defensemen in assists and points and was third-T in goals... **2016-17:** Posted 6-13-19 in 72 outings for the Silvertips

and was given the team's Iron Man award... **2015-16:** Made his WHL debut with Everett and registered 4-4-8 in 48 games.

PERSONAL

Nickname is "Christy"... Started playing hockey at the age of two and grew up idolizing Alex Ovechkin... His most memorable moment in hockey was scoring his first NHL goal on Mar. 1, 2022 vs. New Jersey... His favorite sports are football, golf and tennis... His favorite thing to do in Columbus is visit a coffee shop... His top three movies are *The Big Short*, *Shawshank Redemption* and *Ford vs. Ferrari*... His favorite musical artists are Ed Sheeran, Moneybagg Yo and Luke Combs.

CAREER TRANSACTIONS

Signed a one-year, two-way NHL/AHL contract extension with Columbus on July 10, 2024... Signed a one-year, two-way NHL/AHL contract extension with Columbus on June 5, 2023... Signed a three-year, entry level contract with the Blue Jackets on Mar. 4, 2020.



CAREER RECORD

REGULAR SEASON

PLAYOFFS

YEAR	TEAM	LEAGUE	GP	TOI	G	A	PTS	+/-	PIM	PP	SH	GW	S	S%	GP	G	A	PTS	PIM
2015-16	Everett	WHL	48	n/a	4	4	8	1	10	0	0	0	n/a	n/a	9	0	0	0	2
2016-17	Everett	WHL	72	n/a	6	13	19	16	29	1	0	0	n/a	n/a	10	0	2	2	6
2017-18	Everett	WHL	72	n/a	6	25	31	12	20	4	0	1	n/a	n/a	22	2	5	7	2
2018-19	Everett	WHL	67	n/a	12	32	44	26	20	6	0	3	n/a	n/a	10	1	7	8	0
2019-20	Stockton	AHL	9	n/a	0	0	0	-4	0	0	0	0	5	0.0
	Everett	WHL	38	n/a	22	28	50	29	35	7	1	2	n/a	n/a
2020-21	Cleveland	AHL	28	n/a	3	12	15	3	14	1	0	0	59	5.1
2021-22	Columbus	NHL	8	9:46	1	0	1	1	0	0	0	0	4	25.0
	Cleveland	AHL	62	n/a	13	32	45	-12	33	4	0	1	177	7.3
2022-23	Columbus	NHL	24	15:13	0	4	4	-7	4	0	0	0	25	0.0
	Cleveland	AHL	50	n/a	11	23	34	-1	53	4	0	0	157	7.0
2023-24	Columbus	NHL	12	13:13	0	2	2	-5	2	0	0	0	7	0.0
	Cleveland	AHL	62	n/a	13	33	46	8	34	4	0	0	183	7.1	4	1	0	1	0
CBJ/NHL TOTALS			44	13:41	1	6	7	-11	6	0	0	0	36	2.8
AHL TOTALS			211	...	40	100	140	-6	134	13	0	1	581	6.9	4	1	0	1	0
WHL TOTALS			297	...	50	102	152	84	114	18	1	6	51	3	14	17	10

PLAYER PERSONNEL



34 COLE CLAYTON

KOHL KLAY-tuhn



POSITION: Defense

SHOT: Right

HEIGHT: 6'2"

WEIGHT: 198

BORN: February 29, 2000

BIRTHPLACE: Strathmore, Alberta

RESIDES: Strathmore, Alberta

X @cowboy3clayton **@** cole_clayton34

NHL YEAR: 1st

CBJ YEAR: 1st

CONTRACT STATUS: Signed Through 2024-25 (RFA)

2023-24 SEASON

Registered 5-15-20 and 31 penalty minutes in 59 games in Cleveland... Ranked fourth among Cleveland blueliners in assists and points... Added 1-0-1 in eight Calder Cup Playoffs outings.

CAREER HIGHLIGHTS

2022-23: Registered 4-6-10 in 47 games with Cleveland... Was fourth among Cleveland blueliners in goals and PIM, sixth in assists and points... **2021-22:** Spent the season with Cleveland (AHL)... Recorded 2-14-16 with 30 penalty minutes in 55 contests... Finished second among team rookies in assists... **2020-21:** Served as an alternate captain for Medicine Hat in the WHL and recorded 9-21-30 in 23 games... Led the team in assists, was second in points, third in penalty minutes (22) and fifth in goals... Led WHL blueliners in goals and points... **2019-20:** Collected 2-28-30 and was +28 in 63 appearances with Medicine Hat (WHL)... Set career highs in assists, points and plus/minus... Led team blueliners in assists and ranked second in points and plus/minus... **2018-19:** Racked up a career high in penalty minutes with 4-16-20 and 51 PIM in 68 outings with Medicine Hat... **2017-18:** Finished with 2-5-7 in 56 outings with Medicine Hat... **2016-17:** Was injured and played only two games in the AJHL for Fort McMurray... **2015-16:** Made his WHL debut with Medicine Hat, skating in four contests.

PERSONAL

Nickname is "Cowboy"... Has two dogs named Daisy and Hank... Started playing hockey at the age of five and grew up idolizing Jarome Iginla... Would be involved in the agricultural business if he wasn't playing hockey... Was also involved in the rodeo and played baseball and rugby growing up... His top three TV shows are *Friday Night Lights*, *Friends* and *Yellowstone*... His top three athletes of all-time are LeBron James, Tiger Woods and Sidney Crosby.

CAREER TRANSACTIONS

Signed a one-year entry level contract with the Blue Jackets on July 1, 2024.



CAREER RECORD

REGULAR SEASON

PLAYOFFS

YEAR	TEAM	LEAGUE	GP	TOI	G	A	PTS	+/-	PIM	PP	SH	GW	S	S%	GP	G	A	PTS	PIM
2015-16	Medicine Hat	WHL	4	n/a	0	1	1	-3	4	0	0	0	0	0.0
2016-17	Fort McMurray	AJHL	2	n/a	0	0	0	0	0	0	0	0	0	0
2017-18	Medicine Hat	WHL	56	n/a	2	5	7	5	25	0	0	0	51	3.9	6	1	1	2	12
2018-19	Medicine Hat	WHL	68	n/a	4	16	20	-7	51	0	0	0	100	4.0	6	0	0	0	0
2019-20	Medicine Hat	WHL	63	n/a	2	28	30	28	27	0	0	0	101	1.9
2020-21	Medicine Hat	WHL	23	n/a	9	21	30	4	22	7	1	2	68	13.2
2021-22	Cleveland	AHL	55	n/a	2	14	16	-13	30	2	0	0	72	2.8
2022-23	Cleveland	AHL	47	n/a	4	6	10	-4	43	0	0	2	54	7.4
2023-24	Cleveland	AHL	59	n/a	5	15	20	4	31	0	1	0	60	8.3	8	1	0	1	3
AHL TOTALS			161	...	11	35	46	-13	104	2	1	2	186	5.9	8	1	0	1	3
WHL TOTALS			214	...	17	71	88	27	129	7	1	2	320	5.3	12	1	1	2	12
AJHL TOTALS			2	...	0	0	0	0	0	0	0	0	0	0

PLAYER PERSONNEL



65 LUCA DEL BEL BELLUZ

LOO-kuh dehl-behl-buh-LOOZ



POSITION: Center

SHOT: Left

HEIGHT: 6'1"

WEIGHT: 185

BORN: November 10, 2003

BIRTHPLACE: Woodbridge, Ontario

RESIDES: Vaughan, Ontario

X @LucaDelBel_ LucaDelBel73_

NHL YEAR: 2nd

CBJ YEAR: 2nd

CONTRACT STATUS: Signed Through 2025-26 (RFA)

2023-24 SEASON

Scored a goal in his NHL debut with Columbus in the club's season finale on Apr. 16 vs. Carolina... Recorded 9-22-31 in 58 contests with Cleveland (AHL)... Led Monsters rookies in assists and points and ranked third-T in goals... Added 1-1-2 in nine playoff games with Cleveland.

CAREER HIGHLIGHTS

2022-23: Split the season between the Mississauga Steelheads and Sarnia Sting in the Ontario Hockey League, combining for 40-47-87 in 66 contests... Serving as alternate captain of Mississauga, posted 20-21-41 with six PPG and two SHG in 34 appearances, ranking second on the club in goals (tied) and PPG... Recorded 20-26-46 with seven PPG and four GWG in 32 games with Sarnia... **2021-22:** Totaled 30-46-76 with 28 PIM and was +23 in 68 OHL games with Mississauga... Was named the OHL (East) Most Improved Player... Led the Steelheads in assists and finished second in goals, points and plus/minus rating... Racked up 23 multi-point efforts, including nine outings of three or more points... **2020-21:** Did not play due to the OHL season being canceled due to COVID-19 pandemic... **2019-20:** Made his OHL debut with Mississauga, collecting 1-5-6 in 58 appearances.

PERSONAL

His nickname is "Del Bel"... Started playing hockey at the age of three and grew up idolizing Sidney Crosby and Auston Matthews... His most memorable moment in hockey was scoring his first NHL goal in his first game in the Blue Jackets' season finale on Apr. 16, 2024... Enjoys spending time with friends and playing video games on his off days... Would want to be invincible if he could choose any superpower... His top three athletes of all-time are Cristiano Ronaldo, Tiger Woods and Sidney Crosby... His top three movies are the *Spiderman* series, any *James Bond 007* movie and *Goodfellas*.

CAREER TRANSACTIONS

Signed a three-year entry level contract with the Blue Jackets on Dec. 1, 2022... Columbus' second round pick, 44th overall, at the 2022 NHL Draft.



PLAYER PERSONNEL

CAREER RECORD

REGULAR SEASON

PLAYOFFS

YEAR	TEAM	LEAGUE	GP	TOI	G	A	PTS	+/-	PIM	PP	SH	GW	S	S%	GP	G	A	PTS	PIM
2019-20	Mississauga	OHL	58	n/a	1	5	6	-13	8	0	0	0	28	3.6
2020-21	Mississauga	OHL	DID NOT PLAY DUE TO COVID-19																
2021-22	Mississauga	OHL	68	n/a	30	46	76	23	28	12	2	8	177	16.9	10	1	3	4	0
2022-23	Mississauga	OHL	34	n/a	20	21	41	-5	10	6	2	1	120	16.7
	Sarnia	OHL	32	n/a	20	26	46	15	4	7	0	4	96	20.8	16	8	7	15	4
2023-24	Columbus	NHL	1	9:35	1	0	1	1	0	0	0	0	2	50.0
	Cleveland	AHL	58	n/a	9	22	31	-2	12	3	0	2	88	10.2	9	1	1	2	4
NHL TOTALS			1	9:35	1	0	1	1	0	0	0	0	2	50.0
AHL TOTALS			58	...	9	22	31	-2	12	3	0	2	88	10.2	9	1	1	2	4
OHL TOTALS			192	...	71	98	169	20	50	25	4	13	421	16.9	26	9	10	19	4



69 JORDAN DUMAIS

JOHR-duhn DOO-may



POSITION: Right Wing

SHOT: Left

HEIGHT: 5'9"

WEIGHT: 212

BORN: April 15, 2004

BIRTHPLACE: Montreal, Quebec

RESIDES: Montreal, Quebec

jordandumais

NHL YEAR: 1st

CBJ YEAR: 1st

CONTRACT STATUS: Signed Through 2026-27 (RFA)

2023-24 SEASON

Registered 16-31-47 in 21 games with the QMJHL's Halifax Mooseheads... Led QMJHL in points-per-game (2.24)... Skated for Canada at the 2024 IIHF World Junior Championships... Underwent surgery on Jan. 19 to repair a lower abdominal injury and missed the rest of the season.

CAREER HIGHLIGHTS

2022-23: Notched 54-86-140 with 19 PPG, 12 GWG, 220 shots on goal and a +54 plus/minus rating in 64 games with Halifax (QMJHL)... Captured the Michel-Briere Trophy for Most Valuable Player after leading the league in assists, points, GWG and points-per-game (2.19) and ranking second in PPG and third in goals... Finished second in the CHL in scoring, trailing only Connor Bedard (143 with Regina, WHL)... Also named to the CHL First All-Star Team and QMJHL First All-Star Team... Recorded 42 multi-point outings, including nine games with four or more points...

2021-22: Racked up 39-70-109 and just six penalty minutes in 68 appearances with Halifax... Was named the 2022 Canadian Hockey League Sportsman of the Year, the QMJHL Most Sportsmanlike Player (Frank J. Selke Trophy) and to the QMJHL Second All-Star Team... Tied for the league lead in assists and finished third in points... Led the Mooseheads in assists and points and ranked second in goals... Tallied 30 multi-point efforts, including a six-assist game on Apr. 19 vs. Cape Breton... Finished the campaign with a 12-game point streak (15-22-37)... **2020-21:** Made his QMJHL debut and recorded 10-19-29 and 20 PIM in 40 outings with Halifax.

PERSONAL

Nickname is Dumer"... Started playing hockey at the age of four and grew up idolizing Patrick Kane... Wanted to be an accountant as a child... His favorite sports are football and golf and his favorite team is the Buffalo Bills... One thing that most people might not know about him is that he lived in New York City... Would want the ability to read people's minds if he could choose any superpower... His top three TV shows are *Prison Break*, *Suits* and *Stranger Things*.

CAREER TRANSACTIONS

Signed a three-year entry level contact with Columbus on Nov. 25, 2022...Columbus' third round pick, 96th overall, at the 2022 NHL Draft



PLAYER PERSONNEL

CAREER RECORD

REGULAR SEASON

PLAYOFFS

YEAR	TEAM	LEAGUE	GP	TOI	G	A	PTS	+/-	PIM	PP	SH	GW	S	S%	GP	G	A	PTS	PIM
2020-21	Halifax	QMJHL	40	n/a	10	19	29	-8	20	3	0	2	50	20.0
2021-22	Halifax	QMJHL	68	n/a	39	70	109	7	6	15	0	5	182	21.4	5	2	4	6	0
2022-23	Halifax	QMJHL	64	n/a	54	86	140	54	6	19	0	12	220	24.5	15	5	16	21	2
2023-24	Halifax	QMJHL	21	n/a	16	31	47	25	6	3	0	4	74	21.6
QMJHL TOTALS			193	...	119	206	325	78	38	40	0	23	526	22.6	20	7	20	27	2



64 TREY FIX-WOLANSKY

TRAY fix-wuh-LAN-skee

POSITION: Right Wing

SHOT: Right

HEIGHT: 5'7"

WEIGHT: 193

BORN: May 26, 1999

BIRTHPLACE: Edmonton, Alberta

RESIDES: Edmonton, Alberta

X @Wally9191

Instagram Trey_Wolansky

NHL YEAR: 4th

CBJ YEAR: 4th

CONTRACT STATUS: Signed Through 2024-25 (RFA)

2023-24 SEASON

Registered 2-1-3 in 11 games with Columbus, including his first career two-goal effort on Apr. 13 at Nashville... Named to the AHL's Second All-Star Team for a second-straight season after finishing seventh-T in points-per-game (1.03, min. 30 GP) and 12th-T in the league in scoring with 26-34-60 in 58 outings with Cleveland... Led the Monsters in goals, assists and points... Skated in the AHL All-Star Classic on Feb. 3... Became the Monsters' all-time leader in goals, assists and points during the season.

CAREER HIGHLIGHTS

2022-23: Named to the AHL's 2022-23 Second All-Star Team after setting AHL career highs with 29-42-71, 11 PPG and 224 shots on goal in 61 games with Cleveland... Ranked fourth-T in the AHL in points-per-game (1.16; min. 25 GP) and seventh in points and shots on goal, eighth-T in assists and 11th-T in goals... **2021-22:** Made his NHL debut, recording 1-1-2 in six games... Became the sixth player in club history to record a goal in his NHL debut with a goal on Feb. 8 at Washington... Spent the majority of the season with Cleveland (AHL) and totaled 15-18-33 and 59 penalty minutes in 53 contests... Finished fourth-T on the team in goals... **2020-21:** Recorded 4-5-9 with four power play goals and 27 shots in nine outings with Cleveland before suffering a season-ending injury (torn ACL)... Ranked third on the team in power play goals and sixth-T in goals... **2019-20:** Led Cleveland rookies in goals, assists and points and ranked second in penalty minutes with 12-14-26 and 32 penalty minutes in 43 games... Recorded six multi-point efforts, including a season-high three points on Feb. 22 at Rochester (1-2-3)... **2018-19:** Ranked second-T in the Western Hockey League in assists and fourth-T in points with 37-65-102 in 65 games with the Edmonton Oil Kings... Named WHL Eastern Conference Player of the Year and to the conference's First All-Star Team... Served as the Oil Kings' captain and captured the club's Top Scorer and MVP awards... Recorded 31 multi-point outings (17 with three or more points)... Made his pro debut at the end of the season, collecting 1-1-2 in three Calder Cup Playoffs games with the Cleveland Monsters... **2017-18:** Finished 12th in the WHL in assists and 18th in points with 32-57-89 and 81 penalty minutes in 71 games with Edmonton... Led the club in goals, assists and points and ranked third in penalty minutes... **2016-17:** Tallied 24-30-54 and 69 penalty minutes in 70 contests with the Oil Kings (WHL)... Ranked second on the team in goals, assists

and points... **2015-16:** Recorded 16-15-31 and 71 PIM in 51 games with the Spruce Grove Saints of the Alberta Junior Hockey League... Ranked third on the team in the postseason with 5-9-14 in 14 contests... Made the AJHL (North) All-Rookie Team.

PERSONAL

Nickname is Fixy"... Started skating at the age of two and idolized Sidney Crosby growing up... Would be a professional golfer if he wasn't playing hockey... His most memorable moment in hockey was scoring his first NHL goal on Feb. 8, 2022 at Washington... Enjoys going to brunch, golfing with his teammates and watching football on Sundays on his off-days... One thing that most people might not know about him is that he is an only child... His top three athletes of all-time are Tiger Woods, Bo Jackson and Deion Sanders.

CAREER TRANSACTIONS

Signed a two-year, two-way NHL/AHL contract extension with the Blue Jackets on June 27, 2023... Signed a one-year, two-way NHL/AHL contract with Columbus on July 23, 2022... Signed a three-year entry-level contract with the Blue Jackets on Mar. 15, 2019... Columbus' seventh round pick, 204th overall, at the 2017 NHL Draft.



CAREER RECORD

REGULAR SEASON

PLAYOFFS

YEAR	TEAM	LEAGUE	GP	TOI	G	A	PTS	+/-	PIM	PP	SH	GW	S	S%	GP	G	A	PTS	PIM
2015-16	Spruce Grove	AJHL	51	n/a	16	15	31	0	74	3	0	4	n/a	n/a	14	5	9	14	8
2016-17	Edmonton	WHL	70	n/a	24	30	54	-16	69	10	0	2	n/a	n/a
2017-18	Edmonton	WHL	71	n/a	32	57	89	-15	81	11	1	5	n/a	n/a
2018-19	Edmonton	WHL	65	n/a	37	65	102	36	52	9	1	6	n/a	n/a	16	6	8	14	14
	Cleveland	AHL	3	1	1	2	0
2019-20	Cleveland	AHL	43	n/a	12	14	26	-11	32	5	0	3	87	13.8
2020-21	Cleveland	AHL	9	n/a	4	5	9	-6	2	4	0	1	27	14.8
2021-22	Columbus	NHL	6	6:17	1	1	2	-1	0	0	0	0	5	20.0
	Cleveland	AHL	53	n/a	15	18	33	-8	59	2	0	0	162	9.3
2022-23	Columbus	NHL	9	12:57	1	0	1	-5	0	0	0	0	19	5.3
	Cleveland	AHL	61	n/a	29	42	71	-5	40	11	0	2	224	12.9
2023-24	Columbus	NHL	11	10:59	2	1	3	0	2	0	0	0	17	11.8
	Cleveland	AHL	58	n/a	26	34	60	17	48	4	0	6	180	14.4	14	3	5	8	6
CBJ/NHL TOTALS			26	10:35	4	2	6	-6	2	0	0	0	41	9.8
AHL TOTALS			224	...	86	113	199	-13	181	26	0	15	680	12.6	17	4	6	10	6
WHL TOTALS			206	...	93	152	245	5	202	39	2	13	16	6	8	14	14
AJHL TOTALS			51	...	16	15	31	0	74	3	0	4	14	5	9	8	8

PLAYER PERSONNEL



73 JET GREAVES



JEHT GREEVZ

POSITION: Goaltender

CATCHES: Left

HEIGHT: 6'0"

WEIGHT: 190

BORN: March 30, 2001

BIRTHPLACE: Cambridge, Ontario

RESIDES: Cambridge, Ontario

JetGreaves

NHL YEAR: 3rd

CBJ YEAR: 3rd

CONTRACT STATUS: Signed Through 2025-26 (RFA)

2023-24 SEASON

Played nine games for Columbus, going 3-6-0 with a 3.49 GAA...Started six of the final seven games for the Blue Jackets, turning aside 30 or more shots in four of the contests...Set CBJ records for most saves in first career win by stopping 41-of-43 shots in a 5-2 victory on Dec. 8 vs. St. Louis...Set a Cleveland single-season record in wins and ranked second-T among AHL netminders in victories with a 30-12-4 record, 2.93 GAA and .910 SV% in 46 outings...Stopped 97 of 103 shots faced (.942 SV%) while winning three games in the final three days of the season from Apr. 19-21 to lead Cleveland to the first division title in franchise history.

CAREER HIGHLIGHTS

2022-23: Made his NHL debut on Apr. 4 at Toronto, setting a franchise record for most saves (46) and shots faced (49) in a CBJ and NHL debut in a 4-2 loss... Spent majority of the season with Cleveland (AHL), going 19-16-5 with a 3.08 GAA and .899 SV%... Recorded two shutouts with the Monsters (Mar. 25 at Toronto and Apr. 5 at Belleville)... **2021-22:** Split the season between Cleveland and Kalamazoo (ECHL)... Posted a 12-12-3 record with a 2.84 GAA and .905 SV% in 29 games with the Monsters... Stopped 40 shots in a 2-1 victory on Oct. 23 vs. Belleville in his AHL debut... Turned aside all 31 shots in a 1-0 win on Mar. 25 vs. Charlotte for his first career AHL shutout... Also went 10-5-0 with a .907 SV% in 15 appearances with the K-Wings (ECHL)... **2020-21:** Did not play due to the Ontario Hockey League being shut down for the entire season (COVID-19)... **2019-20:** Spent the season with the Barrie Colts (OHL)... Had a 13-15-2 record with a 3.99 GAA and .888 SV% in 33 games... **2018-19:** Appeared in 27 contests with Barrie and went 7-12-3 with a .911 SV%.

PERSONAL

Nickname is "Jetter"... Started playing hockey at the age of three and idolized Henrik Lundqvist growing up... Would be a professional baseball player if he wasn't playing hockey... His favorite sports teams are Arsenal and the Phoenix Suns... Enjoys reading, playing chess and hanging out with his teammates on days off... One thing that most people don't know about him is that Jet isn't his first name (Calvin)... His top three movies are *The Outsiders*, *Good Will Hunting* and *Gladiator*.

CAREER TRANSACTIONS

Signed a two-year deal with Columbus on July 13, 2024...Signed a three-year entry level contract through the 2023-24 season with Columbus on February 20, 2022... Signed a two-year AHL contract with Cleveland on July 30, 2021.



CAREER RECORD

REGULAR SEASON

PLAYOFFS

YEAR	TEAM	LEAGUE	GP	W	L	OT	SO	GA	SA	SV%	GAA	MIN	GP	W-L	SO	GA	SV%	GAA	MIN
2018-19	Barrie	OHL	27	7	12	3	1	79	884	.911	3.36	1,411
2019-20	Barrie	OHL	33	13	15	2	2	118	1,058	.888	3.99	1,773
2020-21	Barrie	OHL	DID NOT PLAY DUE TO COVID-19																
2021-22	Cleveland	AHL	29	12	12	3	1	75	793	.905	2.84	1,586
	Kalamazoo	ECHL	15	10	5	0	0	43	461	.907	3.05	847
2022-23	Columbus	NHL	1	0	1	0	0	3	49	.939	3.05	59
	Cleveland	AHL	43	19	16	5	2	124	1,228	.899	3.08	2,419
2023-24	Columbus	NHL	9	3	6	0	0	30	327	.908	3.49	516
	Cleveland	AHL	46	30	12	4	1	131	1,449	.910	2.93	2,684	13	8-5	1	30	.926	2.17	831
CBJ/NHL TOTALS			10	3	7	0	0	33	376	.912	3.44	575
AHL TOTALS			118	61	40	11	4	330	3,470	.905	2.96	6,689	13	8-5	1	30	.926	2.17	831
ECHL TOTALS			15	10	5	0	0	43	461	.907	3.05	847
OHL TOTALS			60	20	27	5	3	197	1,745	.899	3.71	3,184

PLAYER PERSONNEL



52 SAMUEL KNAZKO



SAM-yew-ehi K'NATCH-koh

POSITION: Defense

BORN: August 7, 2002

SHOT: Left

BIRTHPLACE: Trencin, Slovakia

HEIGHT: 6'1"

RESIDES: Trencin, Slovakia

WEIGHT: 196

@SamuelKnazko

SamuelKnazko

NHL YEAR: 2nd

CBJ YEAR: 2nd

CONTRACT STATUS: Signed Through 2024-25 (RFA)

2023-24 SEASON

Set a career high in goals with 2-10-12 in 44 games for Cleveland (AHL)... Added 0-1-1 in two games in the Calder Cup Playoffs.

CAREER HIGHLIGHTS

2022-23: Made his NHL debut with Columbus at the end of the campaign, appearing in two games on Apr. 13 vs. Pittsburgh and Apr. 14 vs. Buffalo... Also made his AHL debut with Cleveland, notching 1-20-21 in 50 games... Ranked third among the club's defensemen in assists and points... **2021-22:** Split time between the Seattle Thunderbirds (WHL), where he had 5-15-20, and TPS U20 (U20 SM-sarja), with whom he notched 4-10-14... Also made his professional debut, skating in one game for TPS in Finland's top professional league... Helped Slovakia win a bronze medal at the 2022 Olympic Games... Played in 13 international games for Slovakia during the season... **2020-21:** Collected 5-10-15 and 22 PIM in 23 games with TPS U20... Served as captain for Slovakia at the 2021 IIHF World Junior Championships, collecting 0-1-1 and 14 PIM in four games... **2019-20:** Registered 7-21-28 in 48 games with TPS U20... Ranked second among club blueliners in goals, assists and points... **2018-19:** Split time between TPS' U18 and junior teams, combining for 3-16-19 in 54 appearances... Named a top-three player for Slovakia at the IIHF U18 World Championships... **2017-18:** Was a Slovakian U20 and U18 champion.

PERSONAL

Nickname is "Sammy"... Started playing hockey at the age of six but wanted to play professional soccer as a kid... His most memorable moment in hockey was winning a bronze medal with Slovakia at the 2020 Olympic Games... His favorite teams are FC Barcelona and the Golden State Warriors... Traveled all over Europe during the summer... His favorite movie is *Maze Runner* and favorite TV show is *Prison Break*... His top three athletes of all-time are Lionel Messi, Steph Curry and Michael Jordan.

CAREER TRANSACTIONS

Signed a three-year entry level contract with the Blue Jackets on June 9, 2022... Columbus' third round pick, 78th overall, in the 2020 NHL Draft.



CAREER RECORD

REGULAR SEASON

PLAYOFFS

YEAR	TEAM	LEAGUE	GP	TOI	G	A	PTS	+/-	PIM	PP	SH	GW	S	S%	GP	G	A	PTS	PIM
2017-18	Dukla Trencin U20	Slovakia U20	21	n/a	4	6	10	17	8	n/a	n/a	n/a	n/a	n/a	17	1	5	6	4
2018-19	TPS U20	Jr. SM-Liiga	49	n/a	2	15	17	0	8	n/a	n/a	n/a	n/a	n/a
2019-20	TPS U20	Jr. SM-Liiga	48	n/a	7	21	28	10	6	n/a	n/a	n/a	n/a	n/a	3	1	0	1	0
2020-21	TPS U20	U20 SM-Sarja	23	n/a	5	10	15	19	22	n/a	n/a	n/a	n/a	n/a	2	0	2	2	2
2021-22	TPS	Liiga	1	13:53	0	0	0	0	0	0	0	0	0	0.0
	TPS U20	U20 SM-Sarja	15	n/a	4	10	14	6	4	n/a	n/a	n/a	n/a	n/a
	Seattle	WHL	27	n/a	5	15	20	14	12	1	0	1	45	11.1	25	1	5	6	2
2022-23	Columbus	NHL	2	15:39	0	0	0	0	0	0	0	0	0	0
	Cleveland	AHL	50	n/a	1	20	21	-15	17	0	0	0	43	2.3
	Cleveland	AHL	44	n/a	2	10	12	-6	12	0	0	0	36	5.6	2	0	1	1	2
	NHL TOTALS		2	15:39	0	0	0	0	0	0	0	0	0	0	2	0
	AHL TOTALS		94	...	3	30	33	-21	29	0	0	0	79	3.8	1	1	2
	LIIGA TOTALS		1	13:53	0	0	0	0	0	0	0	0	0.0
	WHL TOTALS		27	...	5	15	20	14	12	1	0	1	45	11.1	25	1	5	6	2
	U20 SM-SARJA TOTALS		38	...	9	20	29	25	26	2	0	2	2	2
	JR. SM-LIIGA TOTALS		97	...	9	36	45	10	14	3	1	0	1	0
	SLOVAKIA U20 TOTALS		21	...	4	6	10	17	8	17	1	5	6	4

PLAYER PERSONNEL



67 JAMES MALATESTA

JAYMZ mal-α-TEHST-α



POSITION: Left Wing

SHOT: Left

HEIGHT: 5'9"

WEIGHT: 193

BORN: May 31, 2003

BIRTHPLACE: Pointe-Claire, Quebec

RESIDES: Montreal, Quebec

James.Malatesta

NHL YEAR: 2nd

CBJ YEAR: 2nd

CONTRACT STATUS: Signed Through 2025-26 (RFA)

2023-24 SEASON

Made his NHL debut on Mar. 26 at Arizona and played in Columbus' final 11 contests... Notched his first career goal and multi-point game (1-1-2) on Apr. 13 at Nashville... Picked up his first career NHL point with an assist on Apr. 6 vs. Philadelphia... Added 12-10-22 and 79 penalty minutes in 56 outings with Cleveland (AHL) in his first pro season... Led Monsters rookies in goals and penalty minutes.

CAREER HIGHLIGHTS

2022-23: Awarded the Stafford Smythe Trophy as the CHL Memorial Cup MVP and named to the Memorial Cup All-Star Team after leading the Quebec Remparts (QM-JHL) to the Memorial Cup with 5-0-5 in four games... Also awarded the Guy Lafleur Trophy as the QMJHL Playoffs MVP after finishing tied for the league in goals with 14-6-20 in 18 contests... Notched career highs with 37-29-66, nine power play goals, five game-winning goals, 64 penalty minutes and a +34 plus/minus rating in 55 games with Quebec... Finished second on the team in PPG and third in goals...

2021-22: Made 68 appearances for Quebec, recording 28-25-53 with 49 PIM... Finished third on the team in PIM and fourth in goals, points and GWG (5)... **2020-21:** Registered 10-13-23 in 32 contests with Quebec... Finished second-T on the club in power play goals (4), fourth in goals and points and fifth in assists... **2019-20:** Represented Canada at the U17 IIHF World Hockey Challenge... Recorded 23-22-45 in 59 contests with the Remparts... Led Quebec rookies in goals and points as well as finished second on the team in goals and points and sixth in assists before the regular season was stopped due to COVID.

PERSONAL

Nickname is "Jimmy"... Started playing hockey at the age of four and grew up idolizing Brendan Gallagher... His most memorable moment in hockey was scoring his first NHL goal on Apr. 13, 2024 at Nashville... Enjoys playing his favorite sport, tennis, on his off days... His top three movies are *Step Brothers*, *Good Will Hunting* and *Elf*... His favorite musical artists are Zach Bryan, Morgan Wallen and Drake.

CAREER TRANSACTIONS

Signed a three-year entry level contract with the Blue Jackets on Dec. 1, 2022... Drafted by Columbus in the fifth round, 133rd overall, at the 2021 NHL Draft.



CAREER RECORD

REGULAR SEASON

PLAYOFFS

YEAR	TEAM	LEAGUE	GP	TOI	G	A	PTS	+/-	PIM	PP	SH	GW	S	S%	GP	G	A	PTS	PIM
2019-20	Quebec	QM/JHL	59	n/a	23	22	45	-9	29	7	0	0	231	10.0
2020-21	Quebec	QM/JHL	32	n/a	10	13	23	-9	12	4	0	1	115	8.7	6	3	1	4	2
2021-22	Quebec	QM/JHL	68	n/a	28	25	53	25	49	6	0	5	269	10.4	12	5	3	8	14
2022-23	Quebec	QM/JHL	55	n/a	37	29	66	41	64	9	0	5	218	17.0	18	14	6	20	16
2023-24	Columbus	NHL	11	10:13	2	2	4	-1	5	0	0	0	12	16.7
	Cleveland	AHL	56	n/a	12	10	22	-4	79	1	0	3	132	9.1
CBJ/NHL TOTALS			11	10:13	2	2	4	-1	5	0	0	0	12	16.7
AHL TOTALS			56	...	12	10	22	-4	79	1	0	3	132	9.1
QM/JHL TOTALS			214	...	98	89	187	41	154	26	0	11	833	11.8	36	22	10	32	32

PLAYER PERSONNEL



5 DENTON MATEYCHUK

DEHN-tuhn ma-TAY-chuhk



POSITION: Defense

SHOOTS: Left

HEIGHT: 5'11"

WEIGHT: 185

BORN: July 12, 2004

BIRTHPLACE: Winnipeg, Manitoba

RESIDES: Dominion City, Manitoba

denton_mateychuk

NHL YEAR: 1st

CBJ YEAR: 1st

CONTRACT STATUS: Signed Through 2026-27 (RFA)

2023-24 SEASON

Made his American Hockey League debut with the Cleveland Monsters, posting 0-3-3 in four playoff games... Helped the Moose Jaw Warriors win the Western Hockey League championship for the first time in franchise history, collecting 11-19-30 with three power play goals, 61 shots on goal and a +19 plus/minus rating in 20 playoff games... Tallied 17-58-75 with 31 penalty minutes, 167 shots on goal and a +35 plus/minus rating in 52 regular season games... Awarded the Bill Hunter Trophy for the WHL's Top Defenseman after leading league blueliners in points-per-game (1.44) and finishing third in assists and points and fifth-T in goals... Named the WHL Playoffs Most Valuable Player and to the WHL (East) First All-Star Team... Notched the most assists in the WHL playoffs... Represented Canada at the 2024 IIHF World Junior Championships and was named a Top-3 player on the team (0-4-4 in 5 GP).

CAREER HIGHLIGHTS

2022-23: Recorded 8-57-65 with a +15 plus/minus rating in 63 games with Moose Jaw (WHL)... Ranked fifth among WHL blueliners in assists and seventh-T in points... Led the club in assists and ranked second in plus/minus rating... **2021-22:** Collected 13-51-64 with 15 PIM, four power play goals and was +20 in 65 games with Moose Jaw... Was named to the WHL (East) First All-Star Team after finishing fifth-T among league blueliners in points and sixth in assists... Ranked second on the Warriors in assists and third in points... **2020-21:** Recorded 2-7-9 in 16 appearances with Moose Jaw... Also suited up for Steinbach in the Manitoba Junior Hockey League, registering 1-2-3 in eight outings... Helped Canada win a gold medal at the 2021 IIHF U18 World Championships, skating in three contests... **2019-20:** Made his WHL debut, posting 1-2-3 in seven outings with Moose Jaw.

PERSONAL

Nickname is "Dents"... Started playing hockey at the age of four and grew up idolizing Sidney Crosby... Wanted to be a carpenter when he grew up... His most memorable moment in hockey was winning the WHL championship with Moose Jaw in 2024... Also played baseball, basketball, volleyball and golf while growing up... One thing that most people might not know about him is that he is an avid fisherman in the offseason... His top three TV Shows are *Friends*, *How I Met Your Mother* and *Lucifer*.

CAREER TRANSACTIONS

Signed a three-year entry level contract with the Blue Jackets on July 13, 2022... Columbus' first round pick, 12th overall, at the 2022 NHL Draft.



PLAYER PERSONNEL

CAREER RECORD

REGULAR SEASON

PLAYOFFS

YEAR	TEAM	LEAGUE	GP	TOI	G	A	PTS	+/-	PIM	PP	SH	GW	S	S%	GP	G	A	PTS	PIM
2019-20	Moose Jaw	WHL	7	n/a	1	1	2	-4	0	0	0	0	14	7.1
2020-21	Moose Jaw	WHL	16	n/a	2	7	9	-8	8	1	0	0	26	7.7
	Steinbach	MJHL	8	n/a	1	2	3	n/a	4	0	0	0	n/a	n/a
2021-22	Moose Jaw	WHL	65	n/a	13	51	64	20	15	4	1	2	153	8.5	10	1	9	10	2
2022-23	Moose Jaw	WHL	63	n/a	8	57	65	15	28	3	0	1	149	5.7	10	3	5	8	0
2023-24	Moose Jaw	WHL	52	n/a	17	58	75	35	31	2	1	2	167	10.2	20	11	19	30	2
	Cleveland	AHL	4	0	3	3	0
AHL TOTALS			4	0	3	3	0
WHL TOTALS			203	...	41	174	215	58	82	10	2	5	509	8.1	40	15	33	48	4
MJHL TOTALS			8	...	1	2	3	...	4	0	0	0



93 **MAX McCUE**
MAX muh-KEW



POSITION: Center

SHOT: Left

HEIGHT: 6'1"

WEIGHT: 182

BORN: February 10, 2003

BIRTHPLACE: Sudbury, Ontario

RESIDES: London, Ontario

maxmccue

NHL YEAR: 1st

CBJ YEAR: 1st

CONTRACT STATUS: Signed Through 2026-27 (RFA)

2023-24 SEASON

Recorded 27-34-61 with eight power play goals, 110 penalty minutes and a +27 plus/minus rating in 62 regular season games for the OHL's London Knights... Led the club and ranked 10th in the OHL in penalty minutes... Helped the Knights win the league championship with 3-19-22 in 18 playoff appearances.

CAREER HIGHLIGHTS

2022-23: Recorded 13-26-39 with 69 penalty minutes in 58 outings with the Knights... Tied for the team lead in shorthanded goals with four... Added 4-3-7 in 18 playoff games... **2021-22:** Tallied 9-26-35 with 51 penalty minutes and a +13 plus/minus rating in 64 games with London... Added 4-1-5 in seven playoff appearances... **2020-21:** Did not play due to COVID-19... **2019-20:** Registered 2-4-6 with 22 penalty minutes in 34 games during his OHL rookie season with the Knights... Led club rookies in goals (tied) and ranked second in points (tied), assists (tied) and PIM.

PERSONAL

Nickname is "Q"... Started playing hockey at the age of four and grew up idolizing Mitch Marner... Would be a chiropractor if he wasn't a professional hockey player... His favorite sports are golf, lacrosse and football... One thing most people might not know about him is that he loves the outdoors... Would want the ability to fly if he could choose any superpower... His top three movies are *The Shawshank Redemption*, *Remember the Titans* and *The Blind Side*.

CAREER TRANSACTIONS

Signed by Columbus as a free agent on March 1, 2024



PLAYER PERSONNEL

CAREER RECORD

REGULAR SEASON

PLAYOFFS

YEAR	TEAM	LEAGUE	GP	TOI	G	A	PTS	+/-	PIM	PP	SH	GW	S	S%	GP	G	A	PTS	PIM
2019-20	London	OHL	34	n/a	2	4	6	2	22	0	0	1	11	18.2
2020-21	London	OHL	DID NOT PLAY DUE TO COVID-19																
2021-22	London	OHL	64	n/a	9	26	35	13	51	1	0	2	73	12.3	7	4	1	5	6
2022-23	London	OHL	58	n/a	13	26	39	5	69	1	4	1	79	16.5	18	4	3	7	13
2023-24	London	OHL	62	n/a	27	34	61	27	110	8	2	8	116	23.3	18	3	19	22	20
OHL Totals			218	...	51	90	141	47	252	10	6	12	279	18.3	43	11	23	34	39



41 HUNTER McKOWN

HUN-tuhr muh-KOWN



POSITION: Center

SHOT: Right

HEIGHT: 6'1"

WEIGHT: 192

BORN: August 18, 2002

BIRTHPLACE: San Jose, California

RESIDES: Plymouth, Michigan

@CaliHunter9

HunterMcKown

NHL YEAR: 2nd

CBJ YEAR: 2nd

CONTRACT STATUS: Signed Through 2024-25 (RFA)

2023-24 SEASON

Registered 9-15-24 and 88 shots on goal in 53 outings with Cleveland (AHL)...Ranked second among Monsters rookies in points and shots on goal (tied)... Added 2-2-4 in 11 games during the Monsters' Calder Cup run to the Eastern Conference Finals.

CAREER HIGHLIGHTS

2022-23: Made his NHL debut with the Blue Jackets at the end of the season, collecting 0-2-2 in 12 appearances... Won at least 50 percent of his faceoffs taken in seven of the 11 games he took a draw... Collected an assist in his first career NHL contest on Mar. 24 vs. the NY Islanders... Served as alternate captain in his junior year at Colorado College, recording career highs with 21-7-28 and 14 PPG in 38 games... Led the NCAA in power play goals and ranked seventh-T in goals... Led the Tigers in goals, points, power play goals, shots (140) and ranked second in penalty minutes (15)... Named to the NCHC All-Academic Team for his third-straight campaign... **2021-22:** Registered 13-8-21 with 12 penalty minutes, three game-winning goals and 85 shots in 35 games with Colorado College (NCHC)... Led the club in goals, points, shots (tied) and GWG and ranked second-T in penalty minutes... Named to the NCHC All-Academic Team... Represented the United States at the 2022 IIHF World Junior Championships, posting 0-1-1 in four games... **2020-21:** Tallied 2-4-6 with 23 shots and 16 penalty minutes in 23 games in his freshman campaign at Colorado College (NCHC)... Named to the NCHC All-Academic Team for the first time in his career... **2019-20:** Suited up for the junior and U18 teams at the US National Team Development Program, collecting 1-10-11 and 32 penalty minutes in 54 contests... **2018-19:** Made his debut at the US National Team Development Program and recorded 6-11-17 in 68 games split between the junior and U17 squads.

PERSONAL

Nickname is "Huntsy"... Started playing hockey at the age of two and idolized Patrick Kane growing up... His most memorable moment in hockey was playing in his first NHL game with Columbus on Mar. 24, 2023 vs. the NY Islanders... Enjoys hanging out with his teammates, playing sports and watching movies on his off days... One thing that most people might not know about him is that he lived in six states... His top three athletes of all-time are Wayne Gretzky, Michael Jordan and Tom Brady... His favorite movies are *Aristocats* and *Slapshot* and his favorite TV shows are *Peaky Blinders* and *Shoresy*.

CAREER TRANSACTIONS

Signed a two-year entry level contract with the Blue Jackets on Mar. 20, 2023.



PLAYER PERSONNEL

CAREER RECORD

REGULAR SEASON

PLAYOFFS

YEAR	TEAM	LEAGUE	GP	TOI	G	A	PTS	+/-	PIM	PP	SH	GW	S	S%	GP	G	A	PTS	PIM
2018-19	US Juniors	USHL	27	n/a	2	4	6	-12	26	0	0	0	n/a	n/a	2	0	0	0	2
	US U17	USDP	41	n/a	4	7	11	n/a	34	n/a	n/a	n/a	n/a	n/a
2019-20	US Juniors	USHL	16	n/a	1	2	3	1	14	0	0	0	n/a	n/a
	US U18	USDP	38	n/a	0	8	8	n/a	18	n/a	n/a	n/a	n/a	n/a
2020-21	Colorado College	NCHC	23	n/a	2	4	6	-7	16	0	0	0	23	8.7
2021-22	Colorado College	NCHC	35	n/a	13	8	21	-10	29	3	0	3	85	15.3
2022-23	Colorado College	NCHC	38	n/a	21	7	28	-19	30	14	0	4	142	14.8
	Columbus	NHL	12	12:14	0	2	2	-4	8	0	0	0	13	0.0
2023-24	Cleveland	AHL	53	n/a	9	15	24	3	26	4	0	1	88	10.2	11	2	2	4	8
CBJ/NHL TOTALS			12	12:14	0	2	2	-4	8	0	0	0	13	0.0
AHL TOTALS			53	...	9	15	24	3	26	4	0	1	88	10.2	11	2	2	4	8
NCAA TOTALS			97	...	36	19	55	-36	75	17	0	7	250	14.4
USHL TOTALS			43	...	3	6	9	-11	40	0	0	0



82 MIKAEL PYHTIA

mih-KIGH-ehl PEW-tee-uh



POSITION: Left Wing

SHOT: Left

HEIGHT: 6'0"

WEIGHT: 176

BORN: December 17, 2001

BIRTHPLACE: Turku, Finland

RESIDES: Turku, Finland

MikaelPyhtia

NHL YEAR: 3rd

CBJ YEAR: 3rd

CONTRACT STATUS: Signed Through 2024-25 (RFA)

2023-24 SEASON

Split the campaign between Columbus and Cleveland (AHL), combining for 7-23-30 in 77 contests... Ranked fifth on Cleveland in assists with 7-21-28 in 60 games... Contributed 1-4-5 in 13 playoff contests with Cleveland to help the club reach the Eastern Conference Finals.

CAREER HIGHLIGHTS

2022-23: Made his NHL debut with Columbus at the end of the campaign, recording 0-1-1 in two games... Collected an assist in his first NHL game on Apr. 13 vs. Pittsburgh... Also made his AHL debut with Cleveland, posting 3-0-3 in seven appearances... Spent the majority of the season with TPS in Liiga in Finland, collecting 7-13-20 in 47 games... **2021-22:** Spent the season with TPS (Liiga) and notched 21-14-35, seven power play goals and four game-winning goals in 56 contests... Led the team in goals and finished second in points and sixth in assists... Finished fifth-T in the Liiga in goals, ninth-T in PPG and 11th-T in GWG... Led players 20-years-old or younger in goals and ranked second in points and GWG (tied)... Racked up 8-5-13 in 18 playoff appearances to help the club to the Liiga final... Was tied for the league lead in playoff goals and ranked fourth in points... **2020-21:** Split the season between TPS and its junior team, combining for 12-14-26 in 51 appearances... Notched 3-4-7 in 35 regular season contests with TPS and helped the team reach the Liiga final... Finished sixth in goals for TPS U20 with 9-10-19 in 16 games... **2019-20:** Made his Liiga debut, collecting 0-1-1 in two appearances with TPS... Spent the majority of the season with TPS U20 and went 11-30-41 in 43 contests... Finished second on the team in assists, third in points and sixth in goals.

PERSONAL

Nickname is "Pyne"... Started playing hockey at the age of five and grew up idolizing Patrick Kane... Always wanted to be a professional athlete and would be a pro golfer if he wasn't playing hockey... His most memorable moments in hockey were making it to the Liiga Final two-straight seasons... Would want the ability to be invisible if he could have any superpower... His top movies are *Happy Gilmore* and *Lämäri* and his favorite TV show is *Prison Break*... His top three musical artists are JVG, Gettomasa and Drake.

CAREER TRANSACTIONS

Signed a three-year entry level contract with the Blue Jackets on May 5, 2022... Columbus' fourth round pick, 114th overall, at the 2020 NHL Draft.



CAREER RECORD

REGULAR SEASON

PLAYOFFS

YEAR	TEAM	LEAGUE	GP	TOI	G	A	PTS	+/-	PIM	PP	SH	GW	S	S%	GP	G	A	PTS	PIM
2018-19	TPS U20	Jr. SM-Liiga	30	n/a	7	9	16	4	25	n/a	n/a	n/a	n/a	n/a
2019-20	TPS	Liiga	2	12:29	0	1	1	0	0	0	0	0	5	0.0
	TPS U20	Jr. SM-Liiga	42	n/a	11	30	41	13	8	n/a	n/a	n/a	n/a	n/a
2020-21	TPS	Liiga	35	14:06	3	4	7	3	4	0	0	0	70	4.3	13	1	4	5	4
	TPS U20	Jr. SM-Sarja	16	n/a	9	10	19	12	4	n/a	n/a	n/a	n/a	n/a
2021-22	TPS	Liiga	56	15:00	21	14	35	8	6	7	0	0	150	14.0	18	8	5	13	8
2022-23	TPS	Liiga	47	16:10	7	13	20	-10	16	1	0	1	187	3.7	3	0	2	2	0
	Columbus	NHL	2	13:32	0	1	1	-2	2	0	0	0	2	0.0
	Cleveland	AHL	7	n/a	3	0	3	0	0	1	0	1	10	30.0
2023-24	Columbus	NHL	17	13:09	0	2	2	-5	0	0	0	0	22	0.0
	Cleveland	AHL	60	n/a	7	21	28	-1	6	1	0	1	92	7.6	13	1	4	5	0
CBJ/NHL TOTALS			19	13:12	0	3	3	-7	2	0	0	0	24	0.0
AHL TOTALS			67	...	10	21	31	-1	6	2	0	2	102	9.8	13	1	4	5	0
LIIGA TOTALS			140	...	31	32	63	71	26	8	0	1	412	7.52	34	9	11	20	12
JR. SM-LIIGA TOTALS			88	...	27	49	76	29	37

PLAYER PERSONNEL



36 ZACH SAWCHENKO

ZA-kah-ree saw-CHEHNK-oh



POSITION: Goalie

CATCHES: Left

HEIGHT: 6'1"

WEIGHT: 187

BORN: December 30, 1997

BIRTHPLACE: Calgary, Alberta

RESIDES: Edmonton, Alberta

@Chunko_31

Sawch_31

NHL YEAR: 2nd

CBJ YEAR: 1st

CONTRACT STATUS: Signed Through 2024-25 (UFA)

2023-24 SEASON

Posted a 4-1-0 record with a 2.12 GAA and .924 SV% in six AHL contests with the Abbotsford Canucks... Finished with a 2.96 GAA in six appearances in the Calder Cup Playoffs.

CAREER HIGHLIGHTS

2022-23 Spent the season in the AHL with Chicago, finishing 17-18-3 in 41 games with one shutout... **2021-22:** Made his NHL debut with the San Jose Sharks and went 1-2-1 with a .901 SV% in seven outings... Stopped 33-of-36 shots faced for his first NHL win on Mar. 10 at Los Angeles... Turned aside 20-of-21 shots faced on 38:32 of relief in his first NHL game on Jan. 2... Played in 14 games with San Jose's AHL affiliate... **2020-21:** Played in both the AHL and ECHL... Appeared in five games with the AHL's Barracuda, finishing with a 2.59 GAA and .914 SV%... Began the season in Allen due to COVID-19 and went 5-2-0 with a 2.55 GAA... **2019-20:** Split time between the AHL and ECHL with 13 games played in each league... Registered a 6-4-2 record with San Jose to rank third among AHL rookie goaltenders in SV% (min. 10 games played) and sixth in GAA (.911)... Finished with an 8-2-2 record and 2.35 GAA with Allen (ECHL)... Led Allen goaltenders in GAA and SV%... **2018-19:** Went 16-2-1 with a 1.46 GAA and .926 SV% for the University of Alberta (USports)... Led the league in GAA and was named to the Second All-Star Team... **2017-18:** Posted a 2.12 GAA and .911 SV% in 15 appearances at the University of Alberta... Helped Alberta capture the University Cup championship... Awarded the Adam Kryczka Memorial Trophy for Best Team GAA... **2016-17:** Finished the campaign 30-14-7 with a 2.79 GAA and .917 SV% in 51 games with Moose Jaw (WHL)... Named to WHL (East) First All-Star Team... **2015-16:** Registered a 28-16-6 record with a .917 SV% in 51 WHL outings with Moose Jaw... Selected to the WHL (East) First All-Star Team... **2014-15:** Went 21-22-2 with a 3.32 GAA in 49 contests with the Warriors... Helped Canada win a bronze medal at the 2015 IIHF U18 World Championships... **2013-14:** Made his WHL debut, posting a 9-13-1 record in 26 games with Moose Jaw... Helped Canada capture a silver medal at the U17 World Hockey Challenge

PERSONAL

Nicknames are "Sawzy" or "Sawch"... Started playing hockey at the age of four and idolized Miikka Kiprusoff growing up... Would be involved in the finance industry if he wasn't a professional hockey player... His favorite sports teams are the Toronto Blue Jays, Cincinnati Bengals and Toronto Raptors... One thing that most people might not know about him is that he has a business degree... His top three musical artists are Morgan Wallen, Justin Bieber and Kenny Chesney... His favorite movies are *Just Go With It*, *Happy Gilmore* and *Step Brothers*.

CAREER TRANSACTIONS

Signed a one-year two-way NHL/AHL contract with the Blue Jackets on July 7, 2024... Signed a one-year contract with Vancouver on July 1, 2023... Signed a one-year contract with Carolina on July 14, 2022... Signed a two-year contract with San Jose on Apr. 12, 2021



CAREER RECORD

REGULAR SEASON

PLAYOFFS

YEAR	TEAM	LEAGUE	GP	W	L	OT/T	SO	GA	SA	SV%	GAA	MIN	GP	W-L	SO	GA	SV%	GAA	MIN
2013-14	Moose Jaw	WHL	26	9	13	1	0	76	659	.885	3.63	1,257
2014-15	Moose Jaw	WHL	49	21	22	2	4	152	1,463	.896	3.32	2,745
2015-16	Moose Jaw	WHL	51	28	16	6	2	152	1,823	.917	3.02	3,019	10	5-5	2	31	.911	3.28	567
2016-17	Moose Jaw	WHL	51	30	14	7	3	139	1,667	.917	2.79	2,985	7	3-4	0	17	.923	2.46	414
2017-18	U. of Alberta	USports	15	12	1	0	0	29	n/a	.911	2.12	819	3	3-0	0	5	n/a	1.64	183
2018-19	U. of Alberta	USports	19	16	2	1	5	28	n/a	.926	1.46	1,151	5	4-1	2	8	.927	1.61	298
2019-20	San Jose	AHL	13	6	4	2	1	36	369	.911	2.87	753
	Allen	ECHL	13	8	2	3	2	31	n/a	.930	2.35	792
2020-21	San Jose	AHL	5	1	3	0	0	11	117	.914	2.59	255
	Allen	ECHL	7	5	2	0	0	18	n/a	.926	2.55	423
2021-22	San Jose	NHL	7	1	2	1	0	15	151	.901	3.35	269
	San Jose	AHL	14	4	10	0	0	47	336	.877	4.03	700
2022-23	Chicago	AHL	41	17	18	3	1	119	1,014	.895	3.10	2,306
2023-24	Abbotsford	AHL	6	4	1	0	0	10	122	.924	2.12	283	6	2-4	0	18	.898	2.96	364
NHL TOTALS			7	1	2	1	0	15	151	.901	3.35	269
AHL TOTALS			79	32	36	5	2	223	1958	.898	3.11	4,297	6	2-4	0	18	.898	2.96	364
ECHL TOTALS			20	13	4	3	2	49928	2.42	1,215
USPORTS TOTALS			34	28	3	1	5	57	1,970	8	7-1	2	13	481
WHL TOTALS			177	88	65	16	9	519	5,612	.908	3.11	10,006	17	8-9	2	48	.916	2.93	981

PLAYER PERSONNEL



12 OWEN SILLINGER

OH-ehn SIHL-ihn-juhr



POSITION: Center

SHOT: Left

HEIGHT: 5'10"

WEIGHT: 182

BORN: September 23, 1997

BIRTHPLACE: Regina, Saskatchewan

RESIDES: Kelowna, British Columbia

owensillinger

NHL YEAR: 1st

CBJ YEAR: 1st

CONTRACT STATUS: Signed Through 2024-25 (UFA)

2023-24 SEASON

Notched 11-29-40 and 66 penalty minutes in 69 AHL outings with Cleveland (AHL).. Ranked third on the team in assists and points and fourth in penalty minutes... Added 3-3-6 in 14 playoff games to help the Monsters reach the Eastern Conference Finals.

CAREER HIGHLIGHTS

2022-23: Played in his first full pro season, recording 11-25-36 with 60 PIM and 121 shots on goal in 72 AHL games with Cleveland... Led Monsters rookies in goals, PIM and shots on goal and second in assists and points... **2021-22:** Completed his college career at Bemidji State University before making his pro debut at the end of the campaign with Cleveland (AHL)... Notched collegiate career highs with 17-30-47 and was one of seven Beavers to play in all 39 games during the season... Served as one of three captains during senior campaign... Led the team in goals (tied), assists and points... His 30 assists in a season were a D1 program record... Made his pro debut with the Monsters, picking up 3-6-9 in 17 games... Made his AHL debut on Mar. 25 vs. Charlotte and tallied his first pro goal on Apr. 6 at Grand Rapids... **2020-21:** Registered 10-5-15 in 20 contests as a junior at Bemidji State... Finished second on the team in goals and fifth-T in points... **2019-20:** As a sophomore he recorded 14-20-34 while playing in all 37 games at Bemidji State... Led the team in assists and points (tied) and finished second in goals... **2018-19:** Made his NCAA debut, recording 10-9-19 in 38 outings at Bemidji State.

PERSONAL

Nicknames are "Silly" or "O"... His father, Mike, and younger brother, Cole, have both played for the Blue Jackets... Has a Boston Terrier named Nori... Started playing hockey at the age of five and grew up idolizing Sidney Crosby... Also played lacrosse, baseball, basketball and golfed while growing up... His favorite sports teams are the Cleveland Cavaliers and Cleveland Browns... Enjoys playing pickleball, golfing, boating and hiking on his off-days... His top three movies are *Lone Survivor*, *Wedding Crashers* and *Old Dads*.

CAREER TRANSACTIONS

Signed a one-year two-way NHL/AHL contract with the Blue Jackets on July 1, 2024... Signed a one-year contract with Cleveland on July 2, 2023.



PLAYER PERSONNEL

CAREER RECORD

REGULAR SEASON

PLAYOFFS

YEAR	TEAM	LEAGUE	GP	TOI	G	A	PTS	+/-	PIM	PP	SH	GW	S	S%	GP	G	A	PTS	PIM
2018-19	Bemidji St.	NCAA	38	n/a	10	9	19	0	34	1	1	3	61	16.4
2019-20	Bemidji St.	NCAA	37	n/a	14	20	34	11	36	3	1	1	76	18.4
2020-21	Bemidji St.	NCAA	20	n/a	10	5	15	3	14	4	2	2	64	15.6
2021-22	Bemidji St.	NCAA	39	n/a	17	30	47	10	41	2	0	3	137	12.4
	Cleveland	AHL	17	n/a	3	6	9	-7	4	2	0	0	26	11.5
2022-23	Cleveland	AHL	72	n/a	11	25	36	-15	60	2	0	0	121	9.1
2023-24	Cleveland	AHL	69	n/a	11	29	40	0	66	2	0	3	123	8.9	14	3	3	6	2
AHL TOTALS			158	...	25	60	85	-22	130	6	0	3	270	9.3	14	3	3	6	2
NCAA TOTALS			134	...	51	64	115	24	125	10	4	9	338	15.1



81 STANISLAV SVOZIL



STAN-ih-slahv S'FOH-zihl

POSITION: Defense

SHOT: Left

HEIGHT: 6'0"

WEIGHT: 192

BORN: January 17, 2003

BIRTHPLACE: Prerov, Czech Republic

RESIDES: Troubky, Czechia

Svozka22

NHL YEAR: 2nd

CBJ YEAR: 2nd

CONTRACT STATUS: Signed Through 2025-26 (RFA)

2023-24 SEASON

Played his first full pro season with Cleveland (AHL), collecting 5-18-23 in 57 games... Ranked third among Cleveland blueliners in assist and points and fourth on goals... Finished second among club rookies in assists and led team rookie defensemen in goals, assists and points... Collected 0-3-3 in 14 Calder Cup Playoff games

CAREER HIGHLIGHTS

2022-23: Made his NHL debut with Columbus at the end of the campaign, recording 0-1-1 in two games... Collected an assist in his first NHL game on Apr. 13 vs. Pittsburgh... Also collected two assists in his first AHL game on Apr. 15 at Rochester... Spent the majority of the season with the WHL's Regina Pats where he notched 11-67-78 with a +27 plus/minus rating in 56 games... Named to the CHL Third All-Star Team and the WHL (East) First All-Star Team after leading WHL blueliners in PP points (39) and ranking second in assists and third in points... Ranked second on the club in assists and plus/minus rating... Added 4-9-13 in seven playoff games with the Pats... Helped Czechia claim silver at the IIHF World Junior Championships with 1-7-8 in seven games... **2021-22:** Made his WHL debut with Regina, recording 10-31-41 in 59 appearances... Finished fourth on the club in assists and sixth in points... Represented Czechia at the 2022 IIHF World Junior Championships, posting 1-2-3 in six games... **2020-21:** Collected 1-2-3 in 30 games with HC Kometa Brno (Czechia)... Appeared in three games for HC Zubr Prerov (Czechia2), posting 1-1-2... **2019-20:** Spent majority of the season with HC Kometa Brno, registering 2-3-5 in 41 games... Named the Czech Extraliga Rookie of the Year... Helped Czechia earn bronze at the U17 IIHF World Junior Championships with 0-4-4 in six games.

PERSONAL

Nickname is "Stan"... Started playing hockey at the age of five and he grew up idolizing his dad, Stanislav, who was also a pro hockey player... Would be a fisherman if he wasn't playing hockey professionally... Also playing soccer, tennis, volleyball and floorball while growing up... One thing that most people might not know about him is that he hates losing... Would want the ability to be invisible if he could choose a superpower... His favorite movies are all of the *Star Wars* movies and his favorite TV show is *Suits*.

CAREER TRANSACTIONS

Signed a three-year entry level contract with the Blue Jackets on Aug. 13, 2021... Columbus' third round pick, 69th overall, at the 2021 NHL Draft.



PLAYER PERSONNEL

CAREER RECORD														REGULAR SEASON					PLAYOFFS				
YEAR	TEAM	LEAGUE	GP	TOI	G	A	PTS	+/-	PIM	PP	SH	GW	S	S%	GP	G	A	PTS	PIM				
2019-20	HC Kometa Brno	Czech	41	13:51	2	3	5	-1	8	0	0	0	n/a	n/a				
	HC Kometa U20	DHL Cup	10	n/a	1	5	6	-6	2	n/a	n/a	n/a	n/a	n/a				
2020-21	HC Kometa Brno	Czech	30	13:28	1	2	3	-6	8	0	0	0	n/a	n/a	8	0	0	0	8				
	HC Prerov	Czech2	3	n/a	1	1	2	1	2	n/a	n/a	n/a	n/a	n/a				
2021-22	Regina	WHL	59	n/a	10	31	41	-14	23	4	0	0	150	n/a				
	Regina	WHL	56	n/a	11	67	78	27	24	3	0	1	157	n/a	7	4	9	13	0				
2022-23	Columbus	NHL	2	20:07	0	1	1	-3	2	0	0	0	3	0.0				
	Cleveland	AHL	1	n/a	0	2	2	2	0	0	0	0	2	0.0				
2023-24	Cleveland	AHL	57	n/a	5	18	23	1	24	2	0	3	64	7.8	14	0	3	3	12				
CBJ/NHL TOTALS			2	20:07	0	1	1	-3	2	0	0	0	3	0.0				
AHL TOTALS			58	...	5	20	25	3	24	2	0	3	66	7.6	14	0	3	3	12				
CZECH TOTALS			71	13:42	3	5	8	-7	16	0	0	0				
WHL TOTALS			115	...	21	98	119	13	47	7	0	1	307	...	7	4	9	13	0				



LUKE ASHTON



POSITION: Defense

SHOT: Left

HEIGHT: 6'7"

WEIGHT: 233

BORN: January 21, 2005

BIRTHPLACE: North Vancouver, British Columbia

RESIDES: North Vancouver, British Columbia

DRAFTED: Columbus' 6th round pick, 165th overall, at 2024 NHL Draft

CAREER RECORD

REGULAR SEASON

PLAYOFFS

YEAR	TEAM	LEAGUE	GP	TOI	G	A	PTS	+/-	PIM	PP	SH	GW	S	S%	GP	G	A	PTS	PIM
2021-22	Vernon	BCHL	39	n/a	0	5	5	n/a	6	0	0	n/a	n/a	n/a	3	0	0	0	0
2022-23	Vernon	BCHL	42	n/a	2	2	4	n/a	19	0	0	n/a	n/a	n/a	10	1	3	4	0
2023-24	Langley	BCHL	53	n/a	18	18	36	n/a	18	5	0	n/a	n/a	n/a	4	1	0	1	0
BCHL TOTALS			134	...	20	25	45	...	43	5	0	17	2	3	5	0



TIM BERNI

POSITION: Defense

SHOT: Left

HEIGHT: 6'0"

WEIGHT: 193

BORN: February 11, 2000

BIRTHPLACE: Mannedorf, Switzerland

RESIDES: Zurich, Switzerland

DRAFTED: Columbus' 7th round pick, 203rd overall, at 2022 NHL Draft

CAREER RECORD

REGULAR SEASON

PLAYOFFS

YEAR	TEAM	LEAGUE	GP	TOI	G	A	PTS	+/-	PIM	PP	SH	GW	S	S%	GP	G	A	PTS	PIM
2016-17	GCK Lions U20	Swiss-Jr.	41	n/a	4	12	16	n/a	18	n/a	n/a	n/a	n/a	n/a	12	0	3	3	20
2017-18	ZSC Lions	Swiss-A	8	5:30	0	0	0	-2	0	0	0	0	2	0.0	15	0	0	0	6
	GC Kusnacht	Swiss-B	36	n/a	5	10	15	-11	41	n/a	n/a	n/a	n/a	n/a
	GCK Lions U20	Swiss-A	1	n/a	0	1	1	n/a	0	n/a	n/a	n/a	n/a	n/a	1	0	1	1	0
2018-19	ZSC Lions	Swiss-A	41	10:21	1	7	8	-11	8	0	0	0	37	2.7
	GC Kusnacht	Swiss-B	3	n/a	1	0	1	-1	0	n/a	n/a	n/a	n/a	n/a
	GCK Lions U20	Swiss-Jr.	0	n/a	0	0	0	0	0	0	0	0	n/a	n/a	1	0	0	0	2
2019-20	ZSC Lions	Swiss-A	45	16:41	4	7	11	8	8	0	0	1	72	5.6
2020-21	ZSC Lions	Swiss-A	52	16:46	4	3	7	4	20	0	0	0	71	5.6	9	1	2	3	6
2021-22	Cleveland	AHL	72	n/a	3	12	15	-14	44	0	0	0	77	3.9
2022-23	Columbus	NHL	59	16:58	1	2	3	-26	34	0	0	0	58	1.7
	Cleveland	AHL	17	n/a	1	3	4	-1	12	0	0	0	16	6.3
2023-24	Geneve Servette	Swiss-A	41	20:26	4	9	13	-5	16	0	0	1	72	5.6	2	0	1	1	0
CBJ/NHL TOTALS			59	16:58	1	2	3	-26	34	0	0	0	58	1.7
AHL TOTALS			89	...	4	15	19	-15	56	0	0	0	93	4.3
NLA TOTALS			187	14:59	13	26	39	-6	52	0	0	1	254	5.1	26	1	4	5	12
NLB TOTALS			39	...	6	10	16	-12	41



KIRILL DOLZHENKOV



POSITION: Right Wing

BORN: April 20, 2004

SHOT: Left

BIRTHPLACE: Moscow, Russia

HEIGHT: 6'6"

RESIDES: Moscow, Russia

WEIGHT: 234

DRAFTED: Columbus' 4th round pick, 109th overall, at 2022 NHL Draft

CAREER RECORD

REGULAR SEASON

PLAYOFFS

YEAR	TEAM	LEAGUE	GP	TOI	G	A	PTS	+/-	PIM	PP	SH	GW	S	S%	GP	G	A	PTS	PIM
2021-22	Krasnaya Armiya	MHL	33	n/a	14	14	28	13	35	5	0	2	96	14.6	19	3	5	8	8
2022-23	CSKA Moskva	KHL	5	4:30	0	0	0	0	2	0	0	0	0	0.0
	Krasnaya Armiya	MHL	50	n/a	18	27	45	13	44	7	0	7	206	8.7	4	1	2	3	2
2023-24	CSKA Moskva	KHL	39	9:58	4	5	9	9	17	0	0	1	38	10.5	5	0	0	0	0
	Zvezda Moskva	VHL	15	16:17	5	5	10	0	16	3	0	1	23	21.7
	Krasnaya Armiya	MHL	2	n/a	0	2	2	1	0	0	0	0	5	0.0
KHL TOTALS			44	9:20	4	5	9	9	19	0	0	1	38	10.5	5	0	0	0	0
VHL TOTALS			15	16:17	5	5	10	0	16	3	0	1	23	21.7
MHL TOTALS			85	...	32	43	75	27	79	12	0	9	307	10.4	23	4	7	11	10



CHARLIE ELICK



POSITION: Defense

BORN: January 17, 2006

SHOT: Right

BIRTHPLACE: Villach, Austria

HEIGHT: 6'3"

RESIDES: Calgary, Alberta

WEIGHT: 206

DRAFTED: Columbus' 2nd round pick, 36th overall, at 2024 NHL Draft

CAREER RECORD

REGULAR SEASON

PLAYOFFS

YEAR	TEAM	LEAGUE	GP	TOI	G	A	PTS	+/-	PIM	PP	SH	GW	S	S%	GP	G	A	PTS	PIM
2021-22	Brandon	WHL	9	n/a	1	1	2	-1	0	0	0	0	5	0.0	4	0	0	0	0
2022-23	Brandon	WHL	56	n/a	3	8	11	-8	38	0	0	0	63	4.7
2023-24	Brandon	WHL	65	n/a	4	23	27	4	71	0	0	2	133	3.0	4	0	3	3	0
WHL TOTALS			130	...	8	32	40	-5	109	0	0	2	201	4.0	8	0	3	3	0

IN THE SYSTEM



JAMES FISHER



POSITION: Right Wing

SHOT: Right

HEIGHT: 6'2"

WEIGHT: 192

BORN: April 28, 2004

BIRTHPLACE: Wilmington, Massachusetts

RESIDES: Wilmington, Massachusetts



DRAFTED: Columbus' 7th round pick, 203rd overall, at 2022 NHL Draft

CAREER RECORD

REGULAR SEASON

PLAYOFFS

YEAR	TEAM	LEAGUE	GP	TOI	G	A	PTS	+/-	PIM	PP	SH	GW	S	S%	GP	G	A	PTS	PIM
2019-20	Belmont Hill	USHS-Prep	29	n/a	4	10	14	n/a	2	n/a	n/a	n/a	n/a	n/a
2020-21	Belmont Hill	USHS-Prep	DID NOT PLAY DUE TO COVID-19																
2021-22	Belmont Hill	USHS-Prep	27	n/a	17	11	28	n/a	n/a	n/a	n/a	n/a	n/a	n/a
2022-23	Youngstown	USHL	42	n/a	3	7	10	6	28	0	1	0	62	4.8
2023-24	Penticton	BCHL	54	n/a	20	16	36	n/a	53	7	0	n/a	n/a	n/a	21	4	7	11	18
BCHL TOTALS			54	...	20	16	36	...	53	7	0	21	4	7	11	18
USHL TOTALS			42	...	3	7	10	6	28	0	1	0	62	4.8
USHS-PREP TOTALS			56	...	21	21	42



EVAN GARDNER



POSITION: Goaltender

CATCHES: Left

HEIGHT: 6'1"

WEIGHT: 178

BORN: January 25, 2006

BIRTHPLACE: Fort St. John, British Columbia

RESIDES: Fort St. John, British Columbia



DRAFTED: Columbus ' 2nd pound pick, 60th overall, at 2024 NHL Draft

CAREER RECORD

REGULAR SEASON

PLAYOFFS

YEAR	TEAM	LEAGUE	GP	W	L	OT/T	SO	GA	SA	SV%	GAA	MIN	GP	W-L	SO	GA	SV%	GAA	MIN
2023-24	Saskatoon	WHL	30	21	5	2	4	53	724	.927	1.91	1,665	15	10-4	1	35	.910	2.33	901
WHL TOTALS			30	21	5	2	4	53	724	.927	1.91	1,665	15	10-4	1	35	.910	2.33	901

IN THE SYSTEM



TANNER HENRICKS



POSITION: Defense

SHOT: Right

HEIGHT: 6'4"

WEIGHT: 205

BORN: July 25, 2006

BIRTHPLACE: Mission Viejo, California

RESIDES: Mission Viejo, California

DRAFTED: Columbus' 4th round pick, 101st overall, at 2024 NHL Draft

CAREER RECORD

REGULAR SEASON

PLAYOFFS

YEAR	TEAM	LEAGUE	GP	TOI	G	A	PTS	+/-	PIM	PP	SH	GW	S	S%	GP	G	A	PTS	PIM
2023-24	Lincoln	USHL	59	n/a	0	9	9	-12	12	0	0	0	59	0.0	5	0	1	1	0
USHL TOTALS			59	...	0	9	9	-12	12	0	0	0	59	0.0	5	0	1	1	0



AIDAN HRESCHUK



POSITION: Defense

SHOT: Left

HEIGHT: 5'11"

WEIGHT: 198

BORN: February 19, 2003

BIRTHPLACE: Long Beach, California

RESIDES: Long Beach, California

DRAFTED: CAR's 3rd round pick, 94th overall, at 2021 NHL Draft

ACQUIRED: Trade with CAR on Mar. 21, 2022


CAREER RECORD

REGULAR SEASON

PLAYOFFS

YEAR	TEAM	LEAGUE	GP	TOI	G	A	PTS	+/-	PIM	PP	SH	GW	S	S%	GP	G	A	PTS	PIM
2019-20	USNTDP Jr	USHL	29	n/a	2	9	11	4	32	1	1	0	33	6.1
	US U17	USDP	49	n/a	4	20	24	4	40	1	1	0	36	11.1
2020-21	USNTDP Jr	USHL	23	n/a	3	14	17	15	6	1	0	1	29	10.3
	US U18	USDP	50	n/a	6	31	37	28	14	2	0	1	53	11.3
2021-22	Boston College	H-East	37	n/a	1	7	8	9	23	0	0	0	37	2.7
2022-23	Boston College	H-East	35	n/a	1	5	6	-5	20	0	0	0	37	3.2
2023-24	Boston College	H-East	41	n/a	2	13	15	21	32	0	0	0	38	5.3
NCAA TOTALS			113	...	4	25	29	25	75	0	0	0	112	3.6
USHL TOTALS			52	...	5	23	28	19	38	2	1	1	62	8.1
USDP TOTALS			99	...	10	51	61	32	54	3	1	1	89	11.2

IN THE SYSTEM



SERGEI IVANOV



POSITION: Goaltender

CATCHES: Left

HEIGHT: 5'11"

WEIGHT: 165

BORN: April 3, 2004

BIRTHPLACE: Chernushka, Russia

RESIDES: Chernushka, Russia

DRAFTED: Columbus' 5th round pick, 138th overall, at 2022 NHL Draft

CAREER RECORD

REGULAR SEASON

PLAYOFFS

YEAR	TEAM	LEAGUE	GP	W	L	OT/T	SO	GA	SA	SV%	GAA	MIN	GP	W-L	SO	GA	SV%	GAA	MIN
2020-21	SKA- Varyagi	MHL	25	4	16	5	0	75	873	.921	3.24	1,391
2021-22	SKA- 1946 St. Petersburg	MHL	26	14	7	4	4	53	687	.928	2.17	1,467	16	12-1	2	34	.931	2.10	973
	SKA- Varyagi	MHL	3	1	1	0	0	15	88	.854	6.44	140
2022-23	SKA St. Petersburg	KHL	5	1	0	0	0	2	46	.957	1.12	107
	SKA- Neva St. Petersburg	VHL	16	5	9	2	0	49	489	.900	3.07	959	3	2-1	1	6	.928	2.28	158
	SKA- Neva St. Petersburg	MHL	6	4	0	1	2	10	155	.935	1.74	346	10	7-2	0	16	.949	1.60	602
2023-24	SKA St. Petersburg	KHL	3	1	1	0	1	3	70	.957	1.18	152
	Admiral Vladivostok	KHL	33	8	17	3	1	78	1,086	.928	2.63	1,780
	SKA- Neva St. Petersburg	VHL	1	1	0	0	0	3	27	.889	3.00	60
KHL TOTALS			41	10	18	3	2	83	1,202	.931	2.44	2,039
VHL TOTALS			17	6	9	2	0	52	516	.899	3.06	1,019	3	2-1	1	6	.928	2.28	158
MHL TOTALS			60	23	24	910	6	153	1,793	.921	2.75	3,342	26	19-3	2	50	.938	1.91	1,575



OIVA KESKINEN



POSITION: Center

SHOT: Left

HEIGHT: 6'0"

WEIGHT: 181

BORN: February 28, 2004

BIRTHPLACE: Ylojarvi, Finland

RESIDES: Ylojarvi, Finland

DRAFTED: Columbus' 7th round pick, 194th overall, at 2023 NHL Draft

CAREER RECORD

REGULAR SEASON

PLAYOFFS

YEAR	TEAM	LEAGUE	GP	TOI	G	A	PTS	+/-	PIM	PP	SH	GW	S	S%	GP	G	A	PTS	PIM
2021-22	Tappara	U20 SM-sarja	7	n/a	1	0	1	-7	2	n/a	n/a	n/a	n/a	n/a
2022-23	Tappara	U20 SM-sarja	38	n/a	20	21	41	19	8	n/a	n/a	n/a	n/a	n/a	11	3	7	10	6
2023-24	Tappara	Liiga	54	n/a	7	20	27	20	6	0	0	4	73	9.6	16	2	7	9	4
LIIGA TOTALS			54	...	7	20	27	20	6	0	0	4	73	9.6	16	2	7	9	4
U20 SM-SARJA TOTALS			45	...	21	21	42	12	10	11	3	7	10	6

IN THE SYSTEM



NOLAN LALONDE



POSITION: Goaltender

CATCHES: Left

HEIGHT: 6'1"

WEIGHT: 194

BORN: February 14, 2004

BIRTHPLACE: Kingston, Ontario

RESIDES: Kingston, Ontario

DRAFTED: Undrafted **ACQUIRED:** Signed three-year, entry level contract on October 2, 2022

CAREER RECORD

REGULAR SEASON

PLAYOFFS

YEAR	TEAM	LEAGUE	GP	W	L	OT/T	SO	GA	SA	SV%	GAA	MIN	GP	W-L	SO	GA	SV%	GAA	MIN
2021-22	Erie	OHL	54	24	25	3	1	185	1,501	.877	3.62	3,066
2022-23	Erie	OHL	41	11	20	2	1	151	1,141	.868	4.10	2,211
2023-24	Erie	OHL	4	0	2	1	0	16	98	.837	4.59	209
	Saginaw	OHL	32	21	6	1	0	95	752	.874	3.16	1,802	12	5-7	0	32	.893	2.79	689
OHL TOTALS			131	56	53	11	2	447	3,492	.872	3.68	7,288	12	5-7	0	32	.893	2.79	689



28 CAYDEN LINDSTROM

KAY-dehn LIHND-struhm



POSITION: Center

SHOT: Left

HEIGHT: 6'3"

WEIGHT: 209

BORN: February 3, 2006

BIRTHPLACE: Chetwynd, British Columbia

RESIDES: Vancouver, British Columbia

[caydenlindstrom](#)

NHL YEAR: 1st

CBJ YEAR: 1st

CONTRACT STATUS:

CAREER RECORD

REGULAR SEASON

PLAYOFFS

YEAR	TEAM	LEAGUE	GP	TOI	G	A	PTS	+/-	PIM	PP	SH	GW	S	S%	GP	G	A	PTS	PIM
2021-22	Medicine Hat	WHL	6	n/a	0	0	0	-7	0	0	0	0	6	0.0
2022-23	Medicine Hat	WHL	61	n/a	19	23	42	11	36	5	0	2	119	15.9	4	0	1	1	6
2023-24	Medicine Hat	WHL	32	n/a	27	19	46	12	66	9	0	2	117	23.1	4	1	1	2	14
WHL TOTALS			99	...	46	42	88	16	102	14	0	4	242	19.0	8	1	2	3	20

IN THE SYSTEM



NIKOLAI MAKAROV



POSITION: Defense

SHOT: Left

HEIGHT: 6'4"

WEIGHT: 234

BORN: January 12, 2003

BIRTHPLACE: Perm, Russia

RESIDES: Perm, Russia

DRAFTED: Columbus' 5th round pick, 132nd overall, at 2021 NHL Draft

CAREER RECORD

REGULAR SEASON

PLAYOFFS

YEAR	TEAM	LEAGUE	GP	TOI	G	A	PTS	+/-	PIM	PP	SH	GW	S	S%	GP	G	A	PTS	PIM
2019-20	Krasnaya	MHL	39	10:37	1	4	5	8	10	0	0	0	31	3.2
2020-21	CSKA Moskva	KHL	1	12:45	0	0	0	0	0	0	0	0	0	0.0
	Zvezda Moskva	VHL	1	4:33	0	0	0	1	0	0	0	0	0	0.0
	Krasnaya	MHL	40	14:35	0	5	5	7	43	0	0	0	55	0.0	3	1	0	1	2
2021-22	CSKA Moskva	KHL	6	1:13	0	0	0	1	0	0	0	0	1	0.0
	Zvezda Moskva	VHL	16	15:28	0	1	1	-2	12	0	0	0	16	0.0
	Krasnaya	MHL	22	20:26	4	10	14	6	12	2	0	2	41	9.8	19	3	6	9	10
2022-23	CSKA Moskva	KHL	18	11:59	1	1	2	1	0	0	0	0	8	12.5	27	0	3	3	12
	Zvezda Moskva	VHL	3	13:51	0	1	1	4	0	0	0	0	0	0.0
	Krasnaya	MHL	25	20:48	1	7	8	8	43	0	0	0	45	2.2
2023-24	CSKA Moskva	KHL	28	14:17	0	2	2	9	8	0	0	0	16	0.0	5	0	0	0	2
	Zvezda Moskva	VHL	8	19:37	0	7	7	3	6	0	0	0	9	0.0	4	1	0	1	0
KHL TOTALS			53	12:00	1	3	4	11	8	0	0	0	25	4.0	32	0	3	3	14
VHL TOTALS			28	16:05	0	9	9	6	18	0	0	0	25	0.0	4	1	0	1	0
MHL TOTALS			126	15:37	6	26	32	29	108	2	0	2	172	3.5	22	4	6	10	12



LUCA MARRELLI



POSITION: Defense

SHOT: Right

HEIGHT: 6'2"

WEIGHT: 184

BORN: October 4, 2005

BIRTHPLACE: Toronto, Ontario

RESIDES: Oshawa, Ontario

DRAFTED: Columbus' third round pick, 86th overall, at the 2024 NHL Draft

CAREER RECORD

REGULAR SEASON

PLAYOFFS

YEAR	TEAM	LEAGUE	GP	TOI	G	A	PTS	+/-	PIM	PP	SH	GW	S	S%	GP	G	A	PTS	PIM
2021-22	Oshawa	OHL	62	n/a	0	12	12	-6	18	0	0	0	59	0.0	6	0	0	0	2
2022-23	Oshawa	OHL	58	n/a	5	23	28	-13	32	0	0	1	97	5.2
2023-24	Oshawa	OHL	67	n/a	6	51	57	28	16	1	0	2	129	4.7	21	2	11	13	4
OHL TOTALS			187	...	11	86	97	9	66	1	0	3	285	3.9	27	2	11	13	6

IN THE SYSTEM



TYLER PEDDLE



POSITION: Forward

SHOT: Left

HEIGHT: 6'1"

WEIGHT: 207

BORN: January 28, 2005

BIRTHPLACE: Halifax, Nova Scotia

RESIDES: Antigonish, Nova Scotia

DRAFTED: Columbus' 7th round pick, 224th overall, at 2023 NHL Draft

CAREER RECORD

REGULAR SEASON

PLAYOFFS

YEAR	TEAM	LEAGUE	GP	TOI	G	A	PTS	+/-	PIM	PP	SH	GW	S	S%	GP	G	A	PTS	PIM
2021-22	Drummondville	QMJHL	65	n/a	17	18	35	-19	22	3	0	1	156	10.9	4	0	1	1	4
2022-23	Drummondville	QMJHL	64	n/a	24	17	41	-22	36	7	0	5	158	15.2	9	2	1	3	0
2023-24	Drummondville	QMJHL	37	n/a	6	8	14	1	32	1	0	3	63	9.5
	Saint John	QMJHL	28	n/a	11	7	18	-23	27	2	0	2	73	15.1	2	1	0	1	0
QMJHL TOTALS			194	...	58	50	108	-63	117	13	0	11	450	12.9	15	3	2	5	4



LUCA PINELLI



POSITION: Center

SHOT: Left

HEIGHT: 5'9"

WEIGHT: 172

BORN: April 5, 2005

BIRTHPLACE: Stoney Creek, Ontario

RESIDES: Stoney Creek, Ontario

DRAFTED: Columbus' 4th round pick, 114th overall, at 2023 NHL Draft

CAREER RECORD

REGULAR SEASON

PLAYOFFS

YEAR	TEAM	LEAGUE	GP	TOI	G	A	PTS	+/-	PIM	PP	SH	GW	S	S%	GP	G	A	PTS	PIM
2021-22	Ottawa	OHL	59	n/a	14	22	36	-6	42	5	0	1	131	10.7	4	2	2	4	2
2022-23	Ottawa	OHL	67	n/a	29	34	63	30	60	10	0	6	183	15.8	11	7	11	18	6
2023-24	Ottawa	OHL	68	n/a	48	34	82	1	44	15	1	5	266	18.0	10	5	2	7	13
OHL TOTALS			194	...	91	90	181	25	146	30	1	12	580	15.7					



GUILLAUME RICHARD



POSITION: Defense

SHOT: Left

HEIGHT: 6'1"

WEIGHT: 176

BORN: February 10, 2003

BIRTHPLACE: Quebec, Quebec

RESIDES: Quebec, Quebec

DRAFTED: Columbus' 4th round pick, 101st overall, at 2021 NHL Draft

CAREER RECORD

REGULAR SEASON

PLAYOFFS

YEAR	TEAM	LEAGUE	GP	TOI	G	A	PTS	+/-	PIM	PP	SH	GW	S	S%	GP	G	A	PTS	PIM
2019-20	Tri-City	USHL	5	n/a	0	0	0	-1	0	0	0	0	3	0.0
2020-21	Tri-City	USHL	46	n/a	2	14	16	10	14	0	0	1	64	3.1
2021-22	Providence	H-East	36	n/a	3	11	14	18	26	1	0	0	61	4.9
2022-23	Providence	H-East	31	n/a	1	7	8	-6	6	0	0	0	56	1.8
2023-24	Providence	H-East	35	n/a	3	15	18	5	27	1	0	3	67	4.5
NCAA TOTALS			102	...	7	33	40	17	59	2	0	3	184	3.8
USHL TOTALS			51	...	2	14	16	9	14	0	0	1	67	3.0



MARTIN RYSAVY



POSITION: Left Wing

SHOT: Left

HEIGHT: 6'2"

WEIGHT: 220

BORN: March 6, 2003

BIRTHPLACE: Prerov, Czech Republic

RESIDES: Prerov, Czech Republic

DRAFTED: Columbus' 7th round pick, 197th overall, at 2021 NHL Draft

CAREER RECORD

REGULAR SEASON

PLAYOFFS

YEAR	TEAM	LEAGUE	GP	TOI	G	A	PTS	+/-	PIM	PP	SH	GW	S	S%	GP	G	A	PTS	PIM
2019-20	HC Prerov	Czech2	2	n/a	1	0	1	0	0	n/a	n/a	n/a	n/a	n/a
	HC Vitkovice U20	DHL	23	n/a	8	14	22	-2	16	n/a	n/a	n/a	n/a	n/a
2020-21	HC Vitkovice	Czech	6	8:49	0	0	0	0	2	0	0	0	3	0.0
	HC Prerov	Czech2	19	n/a	3	6	9	-1	6	n/a	n/a	n/a	n/a	n/a
2021-22	Moose Jaw	WHL	45	n/a	8	18	26	1	27	1	0	1	90	8.9	10	1	2	3	8
2022-23	Moose Jaw	WHL	47	n/a	11	22	33	6	19	1	0	0	61	18.0	10	5	5	10	2
2023-24	Moose Jaw	WHL	63	n/a	25	19	44	17	36	8	0	1	166	15.1	20	6	10	16	10
WHL TOTALS			155	...	44	59	103	24	82	10	0	2	317	13.9	40	12	17	29	20
CZECH TOTALS			6	8:49	0	0	0	0	2	0	0	0	3	0.0
CZECH2 TOTALS			21	...	4	6	10	-1	6

IN THE SYSTEM



MELVIN STRAHL



POSITION: Goaltender

CATCHES: Left

HEIGHT: 6'3"

WEIGHT: 169

BORN: March 18, 2005

BIRTHPLACE: Solleftea, Sweden

RESIDES: Solleftea, Sweden

DRAFTED: Columbus' 5th round pick, 156th overall, at 2023 NHL Draft

CAREER RECORD

REGULAR SEASON

PLAYOFFS

YEAR	TEAM	LEAGUE	GP	W	L	OT/T	SO	GA	SA	SV%	GAA	MIN	GP	W-L	SO	GA	SV%	GAA	MIN
2021-22	MoDo J18	J18 Region	12	10	2	0	2	n/a	n/a	.901	2.48	n/a
	MoDo J18	J18 Nationell	11	5	6	0	0	n/a	n/a	.893	3.36	n/a	2	0-2	0	n/a	.887	2.77	n/a
2022-23	MoDo J20	J20 Nationell	23	10	12	0	0	n/a	n/a	.883	3.35	n/a
	MoDo J18	J18 Nationell	6	4	2	0	1	n/a	n/a	.882	2.67	n/a	4	2-2	0	n/a	.901	3.00	n/a
	MoDo J18	J18 Region	2	1	1	0	1	n/a	n/a	.930	1.45	n/a
2023-24	MoDo HockeyJ20	J20 Nationell	30	13	15	0	1	n/a	n/a	.903	2.91	n/a	1	0-0	0	n/a	.912	3.93	n/a
J20 NATIONELL TOTALS			53	23	27	0	0894	3.10	...	1	0-0	0912	3.93	...
J18 NATIONELL TOTALS			17	9	8	0	1890	3.12	...	6	2-4897	2.92	...
J18 REGION TOTALS			14	11	3	0	3904	2.33



ANDREW STRATHMANN



POSITION: Defense

SHOT: Left

HEIGHT: 5'11"

WEIGHT: 192

BORN: February 27, 2005

BIRTHPLACE: Beach Park, Illinois

RESIDES: Beach Park, Illinois

DRAFTED: Columbus' 4th round pick, 98th overall, at 2023 NHL Draft

CAREER RECORD

REGULAR SEASON

PLAYOFFS

YEAR	TEAM	LEAGUE	GP	TOI	G	A	PTS	+/-	PIM	PP	SH	GW	S	S%	GP	G	A	PTS	PIM
2021-22	Tri-City	USHL	61	n/a	5	18	23	13	100	1	0	0	46	10.9	5	0	0	0	0
2022-23	Youngstown	USHL	56	n/a	3	35	38	11	102	2	0	0	129	2.3	9	3	4	7	8
2023-24	Youngstown	USHL	48	n/a	7	32	39	7	120	3	0	1	103	6.8	7	2	1	3	8
USHL TOTALS			165	...	15	85	100	31	322	6	0	1	278	5.4	21	5	5	10	16

IN THE SYSTEM



WILLIAM WHITELAW

POSITION: Center

SHOT: Right

HEIGHT: 5'9"

WEIGHT: 177

BORN: February 5, 2005

BIRTHPLACE: Rosemont, Minnesota

RESIDES: Rosemont, Minnesota

DRAFTED: Columbus' 3rd round pick, 66th overall, at 2023 NHL Draft

CAREER RECORD

REGULAR SEASON

PLAYOFFS

YEAR	TEAM	LEAGUE	GP	TOI	G	A	PTS	+/-	PIM	PP	SH	GW	S	S%	GP	G	A	PTS	PIM
2020-21	Shattuck St. Mary's	USHS-Prep	36	n/a	14	19	31	n/a	24	n/a	n/a	n/a	n/a	n/a
2021-22	Youngstown	USHL	9	n/a	2	1	3	-4	10	1	0	0	17	11.8	2	1	0	1	2
	Shattuck St. Mary's	USHS-Prep	55	n/a	46	64	110	n/a	46	n/a	n/a	n/a	n/a	n/a
2022-23	Youngstown	USHL	62	n/a	36	25	61	11	90	12	3	3	237	15.2	9	5	4	9	18
2023-24	Wisconsin	Big 10	37	n/a	10	7	17	3	17	0	0	2	123	8.1
NCAA TOTALS			37	...	10	7	17	3	17	0	0	2	123	8.1
USHL TOTALS			71	...	38	26	64	7	100	13	3	3	254	15.0	11	6	4	10	20
USHS-PREP TOTALS			91	...	60	83	141	...	70



AHL AFFILIATE BY THE YEARS

YEARLY RESULTS

YEAR	TEAM	GM	COACH	REC.	PTS	FINISH	PLAYOFFS
2000-01	Syracuse Crunch	Vance Lederman	Gary Agnew	33-30-12-5	83	3rd, Mid-Atlantic	Lost in first round
2001-02	Syracuse Crunch	Vance Lederman	Gary Agnew	39-23-13-5	96	1st, Central	Lost in second round
2002-03	Syracuse Crunch	Vance Lederman	Gary Agnew	27-41-8-4	66	4th, Central	Did not qualify
2003-04	Syracuse Crunch	Vance Lederman	Gary Agnew	38-25-10-7	93	2nd, North	Lost in first round
2004-05	Syracuse Crunch	Vance Lederman	Gary Agnew	36-33-4-7	83	5th, North	Did not qualify
2005-06	Syracuse Crunch	Vance Lederman	Gary Agnew	47-25-5-3	102	2nd, North	Lost in first round
2006-07	Syracuse Crunch	Vance Lederman	Ross Yates	34-34-4-8	80	5th, North	Did not qualify
2007-08	Syracuse Crunch	Vance Lederman	Ross Yates	46-26-2-6	100	2nd, North	Lost in second round
2008-09	Syracuse Crunch	Vance Lederman	Ross Yates	40-32-5-3	88	5th, North	Did not qualify
2009-10	Syracuse Crunch	Vance Lederman	Ross Yates	34-39-4-3	75	6th, East	Did not qualify
2010-11	Springfield Falcons	Bruce Landon	Rob Riley	35-40-2-3	75	6th, Atlantic	Did not qualify
2011-12	Springfield Falcons	Bruce Landon	Rob Riley	36-34-3-3	78	4th, Notheast	Did not qualify
2012-13	Springfield Falcons	Bruce Landon	Brad Larsen	45-22-5-4	99	1st, Northeast	Lost in second round
2013-14	Springfield Falcons	Chris MacFarland	Brad Larsen	47-23-1-5	100	1st, Northeast	Lost in first round
2014-15	Springfield Falcons	Chris MacFarland	Jared Bednar	38-28-8-2	86	3rd, Northeast	Did not qualify
2015-16	Lake Erie Monsters	Bill Zito	Jared Bednar	43-22-6-5	97	2nd, Central	Won Calder Cup
2016-17	Cleveland Monsters	Bill Zito	John Madden	39-29-4-4	86	5th, Central	Did not qualify
2017-18	Cleveland Monsters	Bill Zito	John Madden	25-41-7-3	60	7th, Cental	Did not qualify
2018-19	Cleveland Monsters	Bill Zito	John Madden	37-29-8-2	84	4th, North	Lost in second round
2019-20	Cleveland Monsters	Chris Clark	Mike Eaves	24-31-5-2	55	8th, North	Postseason Cancelled
2020-21	Cleveland Monsters	Chris Clark	Mike Eaves	16-10-1-2	35	2nd, Central	No Postseason
2021-22	Cleveland Monsters	Chris Clark	Mike Eaves	28-35-8-5	69	7th, North	Did not qualify
2022-23	Cleveland Monsters	Chris Clark	Trent Vogelhuber	33-32-5-2	73	6th, North	Did not qualify
2023-24	Cleveland Monsters	Chris Clark	Trent Vogelhuber	40-24-5-3	88	1st, North	Lost in third round



CLEVELAND MONSTERS

Rocket Mortgage FieldHouse / 1 Center Ice / Cleveland, Ohio 44115

clevelandmonsters.com / p: 216.420.0000

DIRECTORY



TRENT VOGELHUBER

Majority Owner: Dan Gilbert
 President/COO of Franchise Operations: Mike Ostrowski
 General Manager: Chris Clark
 Head Coach: Trent Vogelhuber
 Assistant Coach: Mark Letestu, Chris Bergeron
 Goaltending Development Coach: Brad Thiessen
 Strength & Conditioning Coach: Ben Eaves
 Assistant Coach, Video Coach: Mike Monti
 Head Athletic Trainer: Tom Bourdon
 Head Equipment Manager: Jereny Lascko

Head Team Physician: Dr. Ben Boswell
 Head Orthopedic Surgeon: Dr. Jared Levin
 Sr. VP of Hockey Affairs, Team Services: Jock Callander
 Sr. VP & Chief Marketing Officer: Ben Adams
 VP of Broadcasting: Dave Dombrowski
 VP of Ticket Sales & Service: Matt Kalister
 Director of Broadcast Services: Tony Brown
 Director of Communications & Community Impact: Nicole Del Villano
 Home Arena: Rocket Mortgage FieldHouse
 Capacity: 20,500

Trent Vogelhuber was named head coach of the Cleveland Monsters, the club's American Hockey League affiliate on June 8, 2022. Vogelhuber, who spent four seasons as a Cleveland assistant coach, is the seventh head coach in Monsters history. He led the club to a 33-32-5-2 mark in his first season behind the bench. In his second campaign, he led the Monsters to the first North Division title in franchise history in 2023-24 (40-24-5-3 record), a selection to coach in the AHL All-Star Classic, and to Game 7 of the Eastern Conference Final against eventual Calder Cup champion Hershey.

Vogelhuber, 35, began his coaching career following a six-year playing career that was cut short by injuries following the 2017-18 season. He served as an assistant coach under Cleveland Head Coach John Madden during the 2018-19 campaign before spending three seasons as an assistant coach to Mike Eaves.

The Dublin, Ohio native was the first player from the Columbus-area selected by the Blue Jackets in the NHL Draft as he was taken by the club in the seventh round, 211th overall, at the 2007 draft held at Nationwide Arena. During his six-year career, he registered 28 goals and 45 assists for 73 points with 191 penalty minutes in 267 career AHL games with the Springfield Falcons, Lake Erie Monsters and San Antonio Rampage. He spent four of those seasons in the Blue Jackets organization from 2012-16, and helped the Monsters capture the 2016 Calder Cup championship. That season, he tallied a career-high 11-16-27 and 65 penalty minutes in 70 games and added 2-5-7 in 13 playoff outings. He played the final two seasons of his career with the San Antonio Rampage, the AHL affiliate of the Colorado Avalanche.

Prior to turning professional, Vogelhuber played four seasons at Miami University from 2008-12. He tallied 21-30-51 and 123 penalty minutes in 149 career games with the Redhawks. He helped Miami capture a CCHA regular season championship in 2009-10 and earn trips to four consecutive NCAA tournaments.

2024-25 SCHEDULE

OCT	DAY	OPPONENT	DEC	DAY	OPPONENT	FEB	DAY	OPPONENT
12	Sat.	at Hershey	14	Sat.	LEHIGH VALLEY	19	Wed.	at Rochester
13	Sun.	at Hershey	18	Wed.	UTICA	23	Sun.	BELLEVILLE
18	Fri.	at Charlotte	19	Thu.	UTICA	24	Mon.	BELLEVILLE
19	Sat.	at Charlotte	22	Sun.	ROCHESTER	28	Fri.	CHARLOTTE
23	Wed.	at Rochester	28	Sat.	GRAND RAPIDS			
26	Sat.	ROCHESTER	30	Mon.	at Milwaukee			
			31	Tue.	at Grand Rapids			
NOV	DAY	OPPONENT	JAN	DAY	OPPONENT	MAR	DAY	OPPONENT
2	Sat.	TORONTO				1	Sat.	CHARLOTTE
3	Sun.	GRAND RAPIDS	2	Thu.	GRAND RAPIDS	5	Wed.	at Toronto
6	Wed.	ROCHESTER	4	Sat.	at Toronto	7	Fri.	HERSHEY
8	Fri.	at Utica	5	Sun.	at Toronto	8	Sat.	HERSHEY
9	Sat.	at Syracuse	10	Fri.	LAVAL	14	Fri.	at Texas
11	Mon.	at Utica	11	Sat.	LAVAL	15	Sat.	at Texas
13	Wed.	TORONTO	17	Fri.	at Grand Rapids	21	Fri.	at Laval
15	Fri.	at Providence	18	Sat.	at Grand Rapids	22	Sat.	at Laval
17	Sun.	at Providence	22	Wed.	CHICAGO	23	Sun.	at Belleville
23	Sat.	MILWAUKEE	23	Thu.	CHICAGO	26	Wed.	at Belleville
24	Sun.	MILWAUKEE	25	Sat.	at Syracuse	28	Fri.	TEXAS
27	Wed.	at Rochester	31	Fri.	PROVIDENCE	29	Sat.	TEXAS
29	Fri.	TORONTO				APR	DAY	OPPONENT
						4	Fri.	W-B/SCRANTON
						5	Sat.	W-B/SCRANTON
						9	Wed.	GRAND RAPIDS
DEC	DAY	OPPONENT	FEB	DAY	OPPONENT	12	Sat.	TORONTO
1	Sun.	GRAND RAPIDS	7	Fri.	at Lehigh Valley	13	Sun.	at Toronto
3	Tue.	MILWAUKEE	8	Fri.	at W-B/Scranton	16	Wed.	at Rochester
6	Fri.	SYRACUSE	11	Tue.	ROCHESTER	18	Fri.	at Lehigh Valley
7	Sat.	SYRACUSE	15	Sat.	at Chicago	19	Sat.	at W-B/Scranton
12	Thu.	LEHIGH VALLEY	16	Sun.	at Chicago			

2023-24 AHL STANDINGS

ATLANTIC	GP	W	L	OTL	SOL	GF	GA	PTS
Hershey	72	53	14	0	5	229	151	111
Providence	72	42	21	6	3	239	208	93
Wilkes-Barre/Scranton	72	39	24	8	1	211	194	87
Charlotte	72	39	26	7	0	217	203	85
Hartford	72	34	28	7	3	204	219	78
Lehigh Valley	72	32	31	6	3	191	217	73
Springfield	72	30	37	3	2	226	244	65
Bridgeport	72	25	38	7	2	162	222	59

NORTH	GP	W	L	OTL	SOL	GF	GA	PTS
Cleveland	72	40	24	5	3	233	238	88
Rochester	72	39	23	7	3	234	239	88
Syracuse	72	39	24	4	5	220	203	87
Belleville	72	38	28	3	3	209	211	82
Toronto	72	34	26	10	2	249	220	80
Utica	72	32	29	5	6	221	226	75
Laval	72	33	31	6	2	235	242	74

CENTRAL	GP	W	L	OTL	SOL	GF	GA	PTS
Milwaukee	72	47	22	2	1	238	193	97
Grand Rapids	72	37	23	8	4	208	202	86
Rockford	72	39	26	5	2	215	208	85
Texas	72	33	33	4	2	234	240	72
Manitoba	72	34	35	2	1	225	243	71
Iowa	72	27	37	4	4	184	245	62
Chicago	72	23	35	7	7	192	253	60

PACIFIC	GP	W	L	OTL	SOL	GF	GA	PTS
Coachella Valley	72	46	15	6	5	252	182	103
Tucson	72	43	23	4	2	222	214	92
Ontario	72	42	23	3	4	231	198	91
Colorado	72	40	25	5	2	215	195	87
Abbotsford	72	40	25	5	2	234	210	87
Bakersfield	72	39	27	4	2	223	202	84
Calgary	72	35	28	6	3	203	212	79
Henderson	72	28	36	3	5	190	243	64
San Diego	72	26	35	10	1	216	245	63
San Jose	72	24	34	10	4	220	260	62



2023-24 FINAL STATISTICS - CLEVELAND MONSTERS

NO.	PLAYER	TEAM	POS	GP	G	A	P	+/-	PIM	PP	SHG	GW	OT	S	S%
64	Trey Fix-Wolansky	CLE	RW	58	26	34	60	17	48	4	0	6	4	180	14.4
23	Jake Christiansen	CLE	D	62	13	33	46	8	34	4	0	0	0	183	7.1
12	Owen Sillinger +	CLE	LW	69	11	29	40	0	66	2	0	3	1	123	8.9
10	Brendan Gaunce +	CLE	C	46	19	20	39	7	37	5	0	2	1	125	15.2
72	Carson Meyer +	CLE	RW	55	22	15	37	-1	65	6	0	3	0	158	13.9
65	Luca Del Bel Belluz*+	CLE	C	58	9	22	31	-2	12	3	0	2	1	88	10.2
82	Mikael Pyyhtia	CLE	LW	60	7	21	28	-1	6	1	0	1	0	92	7.6
47	Marcus Bjork	CLE	D	51	6	19	25	4	26	1	0	2	0	80	7.5
41	Hunter McKown*	CLE	C	53	9	15	24	3	26	4	0	1	1	88	10.2
5	Stanislav Svazil*+	CLE	D	57	5	18	23	1	24	2	0	3	2	64	7.8
11	James Malatesta*	CLE	LW	56	12	10	22	-4	79	1	0	3	0	132	9.1
24	Justin Pearson*+	CLE	LW	66	10	12	22	-11	28	0	0	1	0	77	13.0
34	Cole Clayton+	CLE	D	59	5	15	20	4	31	0	1	0	0	60	8.3
37	Roman Ahcan+	CLE	LW	52	9	10	19	-1	46	0	2	0	0	69	13.0
55	David Jircek	CLE	D	29	7	12	19	-16	21	2	0	0	0	59	11.9
77	Tyler Angle+	CLE	C	40	8	8	16	-11	22	0	0	1	0	40	20.0
91	Kent Johnson	CLE	C	10	5	10	15	5	0	3	0	0	0	29	17.2
52	Emil Bemstrom+	CLE	RW	8	10	4	14	9	6	2	0	3	1	34	29.4
8	Alex Whelan	CLE	RW	36	7	7	14	2	8	0	0	0	0	88	8.0
7	Nick Blankenburg	CLE	D	24	3	10	13	7	22	2	0	0	0	42	7.1
67	Jakub Zboril+	PRO	D	31	0	9	9	-5	19	0	0	0	0	32	0.0
		CLE		15	0	4	4	-2	10	0	0	1	0	7	0.0
18	Jake Gaudet+	CLE	C	49	7	5	12	-11	54	0	0	0	0	65	10.8
4	Corson Ceulemans*+	CLE	D	47	3	9	12	-11	12	2	0	0	0	39	7.7
20	Samuel Knazko+	CLE	D	44	2	10	12	-6	12	0	0	0	0	36	5.6
42	Cameron Butler*+	CLE	RW	51	2	6	8	-10	71	0	0	1	0	43	4.7
21	Josh Dunne+	CLE	C	25	2	5	7	5	24	0	0	2	0	49	4.1
25	Stefan Matteau+	CLE	LW	15	2	4	6	-3	29	1	0	0	0	17	11.8
59	Yegor Chinakhov+	CLE	RW	3	3	1	4	0	2	0	0	0	0	10	30.0
50	Eric Robinson+	CLE	LW	9	1	3	4	3	0	3	0	0	0	13	7.7
6	Billy Sweezey+	CLE	D	57	1	3	4	4	73	0	0	1	0	35	2.9
14	Zachary Okabe*	CLE	RW	9	2	1	3	1	2	0	0	0	0	16	12.5
91	Mitchell Lewandowski*+	CLE	LW	6	1	2	3	1	0	0	0	0	0	3	33.3
71	Dmitri Voronkov+	CLE	LW	4	0	3	3	-1	2	0	0	0	0	4	0.0
88	Ole Julian Bjorgvik-Holm+	CLE	D	2	0	1	1	-3	0	0	0	0	0	2	0.0
36	Matthew Wedman	CLE	LW	2	0	0	0	-3	2	0	0	0	0	1	0.0
		HEN		4	1	1	2	3	2	0	0	0	0	4	25.0
		CGY		19	1	0	1	-5	34	0	0	0	0	26	3.8
52	Brendan Harris*+	CLE	C	3	0	0	0	-4	4	0	0	0	0	3	0.0
13	Nolan Walker*+	CLE	C	4	0	0	0	-3	2	0	0	0	0	0	0.0
	BENCH			72	0	0	0	...
	TOTALS			72	229	381	610	-23	912	48	3	36	11	2,122	10.8

NO.	GOALTENDER	TEAM	GP	MIN	W	L	OT	SO	SA	SV	SV%	GA	GAA
40	Daniil Tarasov	CLE	4	210:20	2	1	0	0	106	97	.915	9	2.57
73	Jet Greaves+	CLE	46	2684:15	30	12	4	1	1,449	1,318	.910	131	2.93
32	Malcolm Subban+	SPR	31	1755:35	11	14	3	0	920	834	.907	86	2.94
		CLE	4	223:37	0	3	0	0	116	99	.853	17	4.56
30	Paval Cajan	CLE	22	1248:36	8	8	4	2	688	618	.898	70	3.36
	Empty Net		...	27:45	8	8	17.30
	Totals		72	4421	40	24	5	3	2,367	2,132	.901	235	3.21

+ Inactive * Rookie



SEASON IN REVIEW



ATLANTIC DIVISION	GP	W	L	OT	REG W	ROW	GF	GA	PTS
1. Florida	82	52	24	6	42	49	268	200	110
2. Boston	82	47	20	15	36	43	267	224	109
3. Toronto	82	46	26	10	33	41	303	263	102
4. Tampa Bay	82	45	29	8	37	42	291	268	98
5. Detroit	82	41	32	9	27	38	278	274	91
6. Buffalo	82	39	37	6	33	37	246	244	84
7. Ottawa	82	37	41	4	25	32	255	281	78
8. Montréal	82	30	36	16	20	26	236	289	76

CENTRAL DIVISION	GP	W	L	OT	REG W	ROW	GF	GA	PTS
1. Dallas	82	52	21	9	40	48	298	234	113
2. Winnipeg	82	52	24	6	46	52	259	199	110
3. Colorado	82	50	25	7	42	48	304	254	107
4. Nashville	82	47	30	5	38	44	269	248	99
5. St. Louis	82	43	33	6	31	38	239	250	92
6. Minnesota	82	39	34	9	32	36	251	263	87
7. Arizona	82	36	41	5	28	34	256	274	77
8. Chicago	82	23	53	6	17	22	179	290	52

METRO DIVISION	GP	W	L	OT	REG W	ROW	GF	GA	PTS
1. NY Rangers	82	55	23	4	43	51	282	229	114
2. Carolina	82	52	23	7	44	50	279	216	111
3. NY Islanders	82	39	27	16	29	38	246	263	94
4. Washington	82	40	31	11	32	36	220	257	91
5. Pittsburgh	82	38	32	12	32	36	255	251	88
6. Philadelphia	82	38	33	11	30	34	235	261	87
7. New Jersey	82	38	39	5	33	38	264	283	81
8. Columbus	82	27	43	12	21	24	237	300	66

PACIFIC DIVISION	GP	W	L	OT	REG W	ROW	GF	GA	PTS
1. Vancouver	82	50	23	9	44	50	279	223	109
2. Edmonton	82	49	27	6	39	47	294	237	104
3. Los Angeles	82	44	27	11	37	42	256	215	99
4. Vegas	82	45	29	8	34	41	267	245	98
5. Calgary	82	38	39	5	32	38	253	271	81
6. Seattle	82	34	35	13	28	31	217	236	81
7. Anaheim	82	27	50	5	21	26	204	295	59
8. San Jose	82	19	54	9	14	18	181	331	47

2024 STANLEY CUP PLAYOFFS RESULTS

EASTERN CONFERENCE QUARTERFINALS

Florida defeated Tampa Bay, 4-1
 Boston defeated Toronto, 4-3
 NY Rangers defeated Washington, 4-0
 Carolina defeated NY Islanders, 4-1

EASTERN CONFERENCE SEMIFINALS

Florida defeated Boston, 4-2
 NY Rangers defeated Carolina, 4-2

EASTERN CONFERENCE FINALS

Florida defeated NY Rangers, 4-2

WESTERN CONFERENCE QUARTERFINALS

Dallas defeated Vegas, 4-3
 Colorado defeated Winnipeg, 4-1
 Vancouver defeated Nashville, 4-2
 Edmonton defeated Los Angeles, 4-1

WESTERN CONFERENCE SEMIFINALS

Dallas defeated Colorado, 4-2
 Edmonton defeated Vancouver, 4-3

WESTERN CONFERENCE FINALS

Edmonton defeated Dallas, 4-2

STANLEY CUP FINAL

Florida defeated Edmonton, 4-3

2023-24 NHL AWARDS

STANLEY CUP

Florida Panthers

PRESIDENTS' TROPHY

New York Rangers

PRINCE OF WALES TROPHY

Florida Panthers

CLARENCE S. CAMPBELL BOWL

Edmonton Oilers

CONN SMYTHE TROPHY

Connor McDavid, Edmonton Oilers

ART ROSS TROPHY

(Scoring leader)
 Nikita Kucherov, Tampa Bay Lightning

MAURICE RICHARD TROPHY

(Goal-scoring leader)
 Auston Matthews, Toronto Maple Leafs

WILLIAM M. JENNINGS TROPHY

(Goaltender[s] for team allowing fewest goals)
 Connor Hellebuyck, Winnipeg Jets

HART MEMORIAL TROPHY

(Most valuable player)
 Nathan MacKinnon, Colorado Avalanche

TED LINDSAY AWARD

(Most outstanding player as voted on by fellow NHLPA members)
 Nathan MacKinnon, Colorado Avalanche

VEZINA TROPHY

(Outstanding goaltender)
 Connor Hellebuyck, Winnipeg Jets

CALDER MEMORIAL TROPHY

(Outstanding first year player)
 Connor Bedard, Chicago Blackhawks

FRANK J. SELKE TROPHY

(Outstanding defensive forward)
 Aleksander Barkov, Florida Panthers

JAMES NORRIS MEMORIAL TROPHY

(Outstanding defenseman)
 Quinn Hughes, Vancouver Canucks

KING CLANCY MEMORIAL TROPHY

(Humanitarian contribution to hockey)
 Anders Lee, New York Islanders

MESSIER LEADERSHIP AWARD

Jacob Trouba, New York Rangers

BILL MASTERTON MEMORIAL TROPHY

(Perserverance, sportsmanship and dedication to hockey)
 Connor Ingram, Arizona Coyotes

LADY BYNG MEMORIAL TROPHY

(Sportsmanship and gentlemanly conduct)
 Jaccob Slavin, Carolina Hurricanes

JACK ADAMS AWARD

(Outstanding coach)
 Rick Tocchet, Vancouver Canucks

GENERAL MANAGER OF THE YEAR

Jim Nill, Dallas Stars

WILLIE O'REE COMMUNITY HERO AWARD

Estela Rivas-Bryant, HEROS

NHL FIRST ALL-STAR TEAM

Pos.	Name	Team
LW	Artemi Panarin	New York Rangers
C	Nathan MacKinnon	Colorado Avalanche
RW	Nikita Kucherov	Tampa Bay Lightning
D	Quinn Hughes	Vancouver Canucks
D	Roman Josi	Nashville Predators
G	Connor Hellebuyck	Winnipeg Jets

NHL SECOND ALL-STAR TEAM

Pos.	Name	Team
LW	Filip Forsberg	Nashville Predators
C	Connor McDavid	Edmonton Oilers
RW	David Pastrnak	Boston Bruins
D	Adam Fox	New York Rangers
D	Cale Makar	Colorado Avalanche
G	Thatcher Demko	Vancouver Canucks

NHL ALL-ROOKIE TEAM

Pos.	Name	Team
F	Connor Bedard	Chicago Blackhawks
F	Logan Cooley	Arizona Coyotes
F	Marco Rossi	Minnesota Wild
D	Brock Faber	Minnesota Wild
D	Luke Hughes	New Jersey Devils
G	Pyotr Kochetkov	Carolina Hurricanes



INDIVIDUAL LEADERS

2023-24 NHL LEADERS

INDIVIDUAL SCORING LEADERS

RK	PLAYER	TEAM	GP	TOI/G	G	A	PTS	+/-	PIM	PP	SHG	GW	OT	S	S%
1.	Nikita Kucherov	TBL	81	21:40	44	100	144	8	22	13	0	6	1	306	14.4
2.	Nathan MacKinnon	COL	82	22:49	51	89	140	35	42	10	0	9	2	405	12.6
3.	Connor McDavid	EDM	76	21:22	32	100	132	35	30	7	1	5	1	263	12.2
4.	Artemi Panarin	NYR	82	20:07	49	71	120	18	24	11	0	5	1	302	16.2
5.	David Pastrnak	BOS	82	19:56	47	63	110	21	47	12	0	5	0	382	12.3
6.	Auston Matthews	TOR	81	20:58	69	38	107	31	20	18	0	8	3	369	18.7
7.	Leon Draisaitl	EDM	81	20:42	41	65	106	26	76	21	0	7	2	217	18.9
8.	Mikko Rantanen	COL	80	22:54	42	62	104	19	50	14	0	9	0	271	15.5
9.	J.T. Miller	VAN	81	19:29	37	66	103	32	58	10	2	9	2	194	19.1
10.	William Nylander	TOR	82	19:55	40	58	98	1	24	11	3	7	2	316	12.7
11.	Kirill Kaprizov	MIN	75	21:35	46	50	96	11	36	19	0	8	2	277	16.6
12.	Sam Reinhart	FLA	82	20:18	57	37	94	29	31	27	5	11	3	233	24.5
	Filip Forsberg	NSH	82	18:54	48	46	94	16	43	13	0	11	3	347	13.8
	Sidney Crosby	PIT	82	20:05	42	52	94	7	40	10	0	3	0	278	15.1
15.	Quinn Hughes	VAN	82	24:41	17	75	92	38	38	5	0	2	1	199	8.5
16.	Brayden Point	TBL	81	20:02	46	44	90	-16	14	15	0	12	0	227	20.3
	Cale Makar	COL	77	24:46	21	69	90	15	16	7	1	1	0	231	9.1
18.	Sebastian Aho	CAR	78	19:38	36	53	89	34	36	11	1	10	2	216	16.7
	Elias Pettersson	VAN	82	19:39	34	55	89	20	12	13	0	10	2	207	16.4
20.	Matthew Tkachuk	FLA	80	18:38	26	62	88	19	88	6	1	2	0	280	9.3
21.	Robert Thomas	STL	82	20:58	26	60	86	9	48	8	1	3	0	170	15.3
22.	Mitch Marner	TOR	69	21:17	26	59	85	21	18	8	1	2	0	158	16.5
	Roman Josi	NSH	82	24:38	23	62	85	12	45	9	0	5	2	268	8.6
24.	Jesper Bratt	NJD	82	19:18	27	56	83	-6	12	7	0	7	0	248	10.9
25.	Evan Bouchard	EDM	81	23:00	18	64	82	34	32	8	0	7	2	220	8.2
26.	Steven Stamkos	TBL	79	18:14	40	41	81	-21	34	19	0	6	0	262	15.3
27.	Jason Robertson	DAL	82	18:19	29	51	80	19	22	9	0	4	0	231	12.6
	Aleksander Barkov	FLA	73	19:38	23	57	80	33	24	5	0	4	0	193	11.9
	Mathew Barzal	NYI	80	20:08	23	57	80	-4	34	5	0	4	2	240	9.6

DEFENSEMEN SCORING LEADERS

RK	PLAYER	TEAM	GP	TOI/G	G	A	PTS	+/-	PIM	PP	SHG	GW	OT	S	S%
1.	Quinn Hughes	VAN	82	24:41	17	75	92	38	38	5	0	2	1	199	8.5
2.	Cale Makar	COL	77	24:46	21	69	90	15	16	7	1	1	0	231	9.1
3.	Roman Josi	NSH	82	24:38	23	62	85	12	45	9	0	5	2	268	8.6
4.	Evan Bouchard	EDM	81	23:00	18	64	82	34	32	8	0	7	2	220	8.2
5.	Victor Hedman	TBL	78	24:48	13	63	76	18	76	4	0	2	0	168	7.7
6.	Adam Fox	NYR	72	23:27	17	56	73	21	36	6	1	5	1	137	12.4
7.	Noah Dobson	NYI	79	24:31	10	60	70	12	36	1	0	4	0	174	5.8
8.	Josh Morrissey	WPG	81	24:11	10	59	69	34	44	2	0	1	0	196	5.1
9.	Mike Matheson	MTL	82	25:33	11	51	62	-24	58	5	2	0	0	187	5.9
10.	Rasmus Dahlin	BUF	81	25:25	20	39	59	-3	66	6	0	2	1	235	8.5
11.	Morgan Rielly	TOR	72	23:44	7	51	58	7	27	1	0	0	0	173	4.0
12.	Zach Werenski	CBJ	70	24:27	11	46	57	0	22	2	0	0	0	202	5.4
13.	Erik Karlsson	PIT	82	24:16	11	45	56	4	44	2	0	4	2	213	5.2
	Shayne Gostisbehere	DET	81	19:05	10	46	56	-16	16	2	0	2	0	139	7.2
15.	Miro Heiskanen	DAL	71	24:32	9	45	54	8	36	2	0	2	0	162	5.6
16.	Mackenzie Weegar	CGY	82	22:56	20	32	52	2	51	3	0	2	1	208	9.6
	John Carlson	WSH	82	25:54	10	42	52	-7	40	6	0	5	0	176	5.7
18.	Kris Letang	PIT	82	24:41	10	41	51	13	62	0	0	2	0	164	6.1
19.	Drew Doughty	LAK	82	25:48	15	35	50	15	44	7	0	3	1	135	11.1
	Devon Toews	COL	82	23:26	12	38	50	28	18	0	0	2	0	159	7.6
21.	Filip Hronek	VAN	81	23:26	5	43	48	33	38	2	0	0	0	148	3.4
22.	Thomas Harley	DAL	79	21:01	15	32	47	28	18	1	1	3	3	144	10.4
	Noah Hanifin	VGK	80	23:37	13	34	47	19	24	5	0	2	0	164	7.9
	Brady Skjei	CAR	80	21:17	13	34	47	15	40	1	1	2	0	185	7.0
	Charlie McAvoy	BOS	74	24:51	12	35	47	4	86	1	0	3	2	133	9.0
	Luke Hughes *	NJD	82	21:28	9	38	47	-25	28	4	0	1	1	135	6.7
	Brock Faber *	MIN	82	24:58	8	39	47	-1	26	3	0	1	0	136	5.9
28.	Vince Dunn	SEA	59	23:05	11	35	46	8	78	4	0	0	0	120	9.2
29.	Mattias Ekholm	EDM	79	21:03	11	34	45	44	47	2	1	3	0	177	6.2
30.	Travis Sanheim	PHI	81	23:48	10	34	44	-20	48	0	1	3	0	146	6.8

* = Rookie



GOALS

RK	PLAYER	TEAM	GP	G
1.	Auston Matthews	TOR	81	69
2.	Sam Reinhart	FLA	82	57
3.	Zach Hyman	EDM	80	54
4.	Nathan MacKinnon	COL	82	51
5.	Artemi Panarin	NYR	82	49
6.	Filip Forsberg	NSH	82	48
7.	David Pastrnak	BOS	82	47
8.	Kirill Kaprizov	MIN	75	46
	Brayden Point	TBL	81	46
10.	Nikita Kucherov	TBL	81	44
11.	Mikko Rantanen	COL	80	42
	Sidney Crosby	PIT	82	42
	Jonathan Marchessault	VGK	82	42
14.	Leon Draisaitl	EDM	81	41

POWER PLAY GOALS

RK	PLAYER	TEAM	GP	PPG
1.	Sam Reinhart	FLA	82	27
2.	Leon Draisaitl	EDM	81	21
3.	Kirill Kaprizov	MIN	75	19
	Steven Stamkos	TBL	79	19
5.	Auston Matthews	TOR	81	18
	Chris Kreider	NYR	82	18
7.	Valeri Nichushkin	COL	54	16
	Brock Boeser	VAN	81	16
9.	Zach Hyman	EDM	80	15
	Brayden Point	TBL	81	15
11.	Dylan Larkin	DET	68	14
	Mikko Rantanen	COL	80	14
	Ryan O'Reilly	NSH	82	14

SHORTHANDED GOALS

RK	PLAYER	TEAM	GP	SHG
1.	Travis Konecny	PHI	76	6
2.	Simon Holmstrom	NYI	75	5
	Sam Reinhart	FLA	82	5
4.	Blake Coleman	CGY	78	4
5.	Logan O'Connor	COL	57	3
	Adrian Kempe	LAK	77	3
	Ryan Poehling	PHI	77	3
	Dylan Cozens	BUF	79	3
	Roope Hintz	DAL	80	3
	Colton Sissons	NSH	81	3
	Wyatt Johnston	DAL	82	3
	Brad Marchand	BOS	82	3
	William Nylander	TOR	82	3
	Yegor Sharangovich	CGY	82	3

GAME-WINNING GOALS

RK	PLAYER	TEAM	GP	G
1.	Brayden Point	TBL	81	12
2.	Filip Forsberg	NSH	82	11
	Sam Reinhart	FLA	82	11
4.	Kyle Connor	WPG	65	10
	Sebastian Aho	CAR	78	10
	Elias Pettersson	VAN	82	10
7.	Mikko Rantanen	COL	80	9
	Seth Jarvis	CAR	81	9
	J.T. Miller	VAN	81	9
	Nathan MacKinnon	COL	82	9
11.	Andrei Svechnikov	CAR	59	8
	Kirill Kaprizov	MIN	75	8
	Auston Matthews	TOR	81	8
	Kyle Palmieri	NYI	82	8

ASSISTS

RK	PLAYER	TEAM	GP	A
1.	Connor McDavid	EDM	76	100
	Nikita Kucherov	TBL	81	100
3.	Nathan MacKinnon	COL	82	89
4.	Quinn Hughes	VAN	82	75
5.	Artemi Panarin	NYR	82	71
6.	Cale Makar	COL	77	69
7.	J.T. Miller	VAN	81	66
8.	Leon Draisaitl	EDM	81	65
9.	Evan Bouchard	EDM	81	64
10.	Victor Hedman	TBL	78	63
	David Pastrnak	BOS	82	63
12.	Mikko Rantanen	COL	80	62
	Matthew Tkachuk	FLA	80	62
	Roman Josi	NSH	82	62

POWER PLAY ASSISTS

RK	PLAYER	TEAM	GP	PPA
1.	Nikita Kucherov	TBL	81	40
2.	Nathan MacKinnon	COL	82	38
3.	Connor McDavid	EDM	76	37
4.	Quinn Hughes	VAN	82	33
	Artemi Panarin	NYR	82	33
6.	Cale Makar	COL	77	32
7.	J.T. Miller	VAN	81	30
8.	Mats Zuccarello	MIN	69	28
9.	Adam Fox	NYR	72	27
	Victor Hedman	TBL	78	27
	Evan Bouchard	EDM	81	27
	Shayne Gostisbehere	DET	81	27
13.	Mikko Rantanen	COL	80	26
	Matthew Tkachuk	FLA	80	26

SHORTHANDED ASSISTS

RK	PLAYER	TEAM	GP	SHA
1.	Scott Laughton	PHI	82	6
2.	Jean-Gabriel Pageau	NYI	82	5
3.	Nick Seeler	PHI	71	4
	Mika Zibanejad	NYR	81	4
	Blake Coyle	BOS	82	4
	Yegor Sharangovich	CGY	82	4

SHOTS

RK	PLAYER	TEAM	GP	S
1.	Nathan MacKinnon	COL	82	405
2.	David Pastrnak	BOS	82	382
3.	Auston Matthews	TOR	81	369
4.	Brady Tkachuk	OTT	81	357
5.	Filip Forsberg	NSH	82	347
6.	William Nylander	TOR	82	316
7.	Cole Caufield	MTL	82	314
8.	Nikita Kucherov	TBL	81	306
9.	Artemi Panarin	NYR	82	302
10.	Zach Hyman	EDM	80	290
11.	Owen Tippett	PHI	78	289
12.	Matthew Tkachuk	FLA	80	280
13.	John Tavares	TOR	80	279
14.	Jack Eichel	VGK	63	278
	Sidney Crosby	PIT	82	278

+/- Rating

RK	PLAYER	TEAM	GP	+/-
1.	Gustav Forsling	FLA	79	56
2.	Dylan DeMelo	WPG	82	46
3.	Mattias Ekholm	EDM	79	44
4.	Quinn Hughes	VAN	82	38
5.	Zach Hyman	EDM	80	36
6.	Connor McDavid	EDM	76	35
	Nathan MacKinnon	COL	82	35
8.	Sebastian Aho	CAR	78	34
	Evan Bouchard	EDM	81	34
	Josh Morrissey	WPG	81	34
11.	Aleksander Barkov	FLA	73	33
	Filip Hronek	VAN	81	33
13.	J.T. Miller	VAN	81	32
14.	Auston Matthews	TOR	81	31
15.	Sam Reinhart	FLA	82	29

POWER PLAY POINTS

RK	PLAYER	TEAM	GP	PPP
1.	Nikita Kucherov	TBL	81	53
2.	Nathan MacKinnon	COL	82	48
3.	Artemi Panarin	NYR	82	44
	Connor McDavid	EDM	76	44
5.	Kirill Kaprizov	MIN	75	41
6.	Mikko Rantanen	COL	80	40
	J.T. Miller	VAN	81	40
8.	Leon Draisaitl	EDM	81	39
	Steven Stamkos	TBL	79	39
	Cale Makar	COL	77	39
11.	Quinn Hughes	VAN	82	38
12.	David Pastrnak	BOS	82	35
	William Nylander	TOR	82	35
	Evan Bouchard	EDM	81	35
15.	Sam Reinhart	FLA	82	34

SHORTHANDED POINTS

RK	PLAYER	TEAM	GP	SHP
1.	Scott Laughton	PHI	82	8
2.	Travis Konecny	PHI	76	7
	Simon Holmstrom	NYI	75	7
	Yegor Sharangovich	CGY	82	7
5.	Blake Coleman	CGY	78	6
	Mika Zibanejad	NYR	81	6
	Jean-Gabriel Pageau	NYI	82	6
8.	Sam Reinhart	FLA	82	5
	Adam Henrique	EDM	82	5
	Chris Kreider	NYR	82	5
	Charlie Coyle	BOS	82	5

SHOOTING PERCENTAGE

RK	PLAYER	TEAM	GP	G	S	S%
1.	Sam Reinhart	FLA	82	57	233	24.5
2.	Dakota Joshua	VAN	63	18	84	21.4
3.	Anthony Mantha	VGK	74	23	113	20.4
4.	Brayden Point	TBL	81	46	227	20.3
5.	Nils Hoglander	VAN	80	24	120	20.0
6.	Brock Boeser	VAN	81	40	204	19.6
7.	Anze Kopitar	LAK	81	26	133	19.5
8.	J.T. Miller	VAN	81	37	194	19.1
9.	Lucas Raymond	DET	82	31	163	19.0
10.	Michael Carcone	ARI	74	21	111	18.9
	Leon Draisaitl	EDM	81	41	217	18.9
12.	Gabriel Vilardi	WPG	47	22	117	18.8
	Seth Jarvis	CAR	81	33	176	18.8
14.	Auston Matthews	TOR	81	69	369	18.7
15.	Zach Hyman	EDM	80	54	290	18.6

* = Rookie



INDIVIDUAL ROOKIE LEADERS

2023-24 NHL ROOKIE LEADERS

INDIVIDUAL SCORING LEADERS

RK	PLAYER	TEAM	GP	TOI/G	G	A	PTS	+/-	PIM	PP	SHG	GW	OT	S	%
1.	Connor Bedard	CHI	68	19:47	22	39	61	-44	28	4	0	2	1	206	10.7
2.	Luke Hughes	NJD	82	21:28	9	38	47	-25	28	4	0	1	1	135	6.7
	Brock Faber	MIN	82	24:58	8	39	47	-1	26	3	0	1	0	136	5.9
4.	Logan Cooley	ARI	82	15:49	20	24	44	-13	18	3	1	2	1	151	13.2
5.	Marco Rossi	MIN	82	16:44	21	19	40	-4	47	2	0	2	1	167	12.6
6.	Luke Evangelista	NSH	80	13:57	16	23	39	0	18	3	0	1	0	172	9.3
7.	Matthew Knies	TOR	80	13:41	15	20	35	9	45	0	0	3	0	115	13.0
8.	Dmitri Voronkov	CBJ	75	13:27	18	16	34	-6	52	6	0	2	0	142	12.7
	Connor Zary	CGY	63	15:16	14	20	34	12	22	1	0	3	0	90	15.6
10.	Tyson Foerster	PHI	77	17:16	20	13	33	0	32	4	1	2	0	167	12.0
11.	Zach Benson	BUF	71	14:31	11	19	30	-3	36	0	0	1	0	98	11.2
12.	Leo Carlsson	ANA	55	18:07	12	17	29	-11	16	4	0	0	0	109	11.0
13.	Pavel Mintyukov	ANA	63	18:51	4	24	28	-20	24	0	0	0	0	88	4.6
14.	Adam Fantilli	CBJ	49	15:43	12	15	27	-21	16	1	0	1	0	115	10.4
15.	Ridly Greig	OTT	72	14:45	13	13	26	10	66	2	1	1	0	97	13.4
16.	Pavel Dorofeyev	VGK	47	13:17	13	11	24	8	12	0	0	1	0	97	13.4
	Martin Pospisil	CGY	63	12:43	8	16	24	14	109	0	0	1	0	117	6.8
18.	Alex Laferriere	LAK	81	13:13	12	11	23	-14	46	0	0	2	0	147	8.2
	Bobby Brink	PHI	57	13:48	11	12	23	-1	10	3	0	2	0	81	13.6
20.	Hendrix Lapierre	WSH	51	11:26	8	14	22	1	4	0	0	1	0	51	15.7
21.	Will Cuyille	NYR	81	11:08	13	8	21	-3	56	1	0	2	0	119	10.9
	Michael Kesselring	ARI	65	15:48	5	16	21	11	66	0	0	2	0	76	6.6
23.	Tye Kartye	SEA	77	11:50	11	9	20	-1	37	0	0	1	0	109	10.1
	Valtteri Puustinen	PIT	52	11:45	5	15	20	4	6	0	0	0	0	86	5.8
25.	Simon Nemec	NJD	60	19:52	3	16	19	-7	33	0	0	1	0	73	4.1
26.	Jackson LaCombe	ANA	71	19:23	2	15	17	-24	24	0	0	1	0	55	3.6
	Scott Perunovich	STL	54	15:16	0	17	17	1	12	0	0	0	0	36	0.0
28.	Matthew Poitras	BOS	33	13:24	5	10	15	4	6	0	0	1	0	40	12.5
	Kevin Korchinski	CHI	76	19:37	5	10	15	-39	20	0	0	2	1	93	5.4
30.	Logan Stankoven	DAL	24	14:40	6	8	14	10	4	1	0	0	0	51	11.8

GOALS

RK	PLAYER	TEAM	GP	G
1.	Connor Bedard	CHI	68	22
2.	Marco Rossi	MIN	82	21
3.	Tyson Foerster	PHI	77	20
	Logan Cooley	ARI	82	20
5.	Dmitri Voronkov	CBJ	75	18
6.	Luke Evangelista	NSH	80	16
7.	Matthew Knies	TOR	80	15
8.	Connor Zary	CGY	63	14
9.	Pavel Dorofeyev	VGK	47	13
	Ridly Greig	OTT	72	13
	Will Cuyille	NYR	81	13
12.	Adam Fantilli	CBJ	49	12
	Leo Carlsson	ANA	55	12
	Alex Laferriere	LAK	81	12

ASSISTS

RK	PLAYER	TEAM	GP	A
1.	Connor Bedard	CHI	68	39
	Brock Faber	MIN	82	39
3.	Luke Hughes	NJD	82	38
4.	Pavel Mintyukov	ANA	63	24
	Logan Cooley	ARI	82	24
6.	Luke Evangelista	NSH	80	23
7.	Connor Zar	CGY	632	0
	Matthew Knies	TOR	80	20
9.	Zach Benson	BUF	71	19
	Marco Rossi	MIN	82	19
11.	Scott Perunovich	STL	54	17
	Leo Carlsson	ANA	55	17

+/- RATING

RK	PLAYER	TEAM	GP	+/-
1.	Martin Pospisil	CGY	63	14
2.	Kaedan Korczak	VGK	26	12
	Connor Zary	CGY	63	12
4.	Michael Kesselring	ARI	65	11
5.	Logan Stankoven	DAL	24	10
	Ridly Greig	OTT	72	10
7.	Spencer Stastney	NSH	20	9
	Matthew Knies	TOR	80	9
9.	Pavel Dorofeyev	VGK	47	8
10.	Josh Doan	ARI	11	6
11.	Santeri Hatakka	NJD	12	5
	Alex Turcotte	LAK	20	5
	Kyle MacLean	NYI	32	5

POWER PLAY GOALS

RK	PLAYER	TEAM	GP	PPG
1.	Dmitri Voronkov	CBJ	75	6
2.	Leo Carlsson	ANA	55	4
	Connor Bedard	CHI	68	4
	Tyson Foerster	PHI	77	4
	Luke Hughes	NJD	82	4
6.	Bobby Brink	PHI	57	3
	Luke Evangelista	NSH	80	3
	Logan Cooley	ARI	82	3
	Brock Faber	MIN	82	3
10.	Justin Brazeau	BOS	19	2
	Cole Guttman	CHI	27	2
	Declan Chisholm	MIN	31	2
	Henry Thrun	SJS	51	2
	Ridly Greig	OTT	72	2
	Marco Rossi	MIN	82	2

POWER PLAY ASSISTS

RK	PLAYER	TEAM	GP	PPA
1.	Luke Hughes	NJD	82	21
2.	Connor Bedard	CHI	68	17
3.	Brock Faber	MIN	82	13
4.	Logan Cooley	ARI	82	10
5.	Pavel Mintyukov	ANA	63	7
	Kevin Korchinski	CHI	76	7
	Luke Evangelista	NSH	80	7
8.	Scott Perunovich	STL	54	6
9.	Ryker Evans	SEA	36	5
	Leo Carlsson	ANA	55	5
11.	Tyson Foerster	PHI	72	4
	Marco Rossi	MIN	82	4

POWER PLAY POINTS

RK	PLAYER	TEAM	GP	PPP
1.	Luke Hughes	NJD	82	25
2.	Connor Bedard	CHI	68	21
3.	Brock Faber	MIN	82	16
4.	Logan Cooley	ARI	82	13
5.	Luke Evangelista	NSH	80	10
6.	Leo Carlsson	ANA	55	9
7.	Dmitri Voronkov	CBJ	75	8
	Tyson Foerster	PHI	77	8
9.	Pavel Mintyukov	ANA	63	7
	Kevin Korchinski	CHI	76	7
11.	Marco Rossi	MIN	82	6
	Scott Perunovich	STL	54	6
13.	Bobby Brink	PHI	57	5
	Declan Chisholm	MIN	31	5
	Ryker Evans	SEA	36	5

SHORTHANDED GOALS

RK	PLAYER	TEAM	GP	SHG
1.	Ridly Greig	OTT	72	1
	Tyson Foerster	PHI	77	1
	Logan Cooley	ARI	82	1

SHORTHANDED POINTS

RK	PLAYER	TEAM	GP	SHP
1.	Ridly Greig	OTT	72	1
	Tyson Foerster	PHI	77	1
	Logan Cooley	ARI	82	1
	Ilya Solovoyov	CGY	10	1
	Brayden Pachal	CGY	50	1
	Pavel Mintyukov	ANA	63	1
	Jackson LaCombe	ANA	71	1

SHORTHANDED ASSISTS

RK	PLAYER	TEAM	GP	SHA
1.	Ilya Solovoyov	CGY	10	1
	Brayden Pachal	CGY	50	1
	Pavel Mintyukov	ANA	63	1
	Jackson LaCombe	ANA	71	1

2023-24 SEASON



GAME-WINNING GOALS

RK	PLAYER	TEAM	GP	G
1.	Shane Wright	SEA	8	3
	Connor Zary	CGY	63	3
	Matthew Knies	TOR	80	3
4.	Bobby Brink	PHI	57	2
	Michael Kesselring	ARI	65	2
	Connor Bedard	CHI	68	2
	Dmitri Voronkov	CBJ	75	2
	Kevin Korchinski	CHI	76	2
	Tyson Foerster	PHI	77	2
	Will Cuyille	NYR	81	2
	Alex Laferrriere	LAK	81	2
	Logan Cooley	ARI	82	2

SHOTS

RK	PLAYER	TEAM	GP	S
1.	Connor Bedard	CHI	68	206
2.	Luke Evangelista	NSH	80	172
3.	Tyson Foerster	PHI	77	167
	Marco Rossi	MIN	82	167
5.	Logan Cooley	ARI	82	151
6.	Alex Laferrriere	LAK	81	147
7.	Dmitri Voronkov	CBJ	75	142
8.	Brock Faber	MIN	82	136
9.	Luke Hughes	NJD	82	135
10.	Will Cuyille	NYR	81	119
11.	Martin Pospisil	CGY	63	117
12.	Adam Fantilli	CBJ	49	115
	Matthew Knies	TOR	80	115

SHOOTING PERCENTAGE

RK	PLAYER	TEAM	GP	G	S	S%
1.	Connor Zary	CGY	63	14	90	15.6
2.	Ridly Greig	OTT	72	13	97	13.4
	Pavel Dorofeyev	VGK	47	13	97	13.4
4.	Logan Cooley	ARI	82	20	151	13.2
5.	Matthew Knies	TOR	80	15	115	13.0
6.	Dmitri Voronkov	CBJ	75	18	142	12.7
7.	Marco Rossi	MIN	82	21	167	12.6
8.	Tyson Foerster	PHI	77	20	167	12.0
9.	Zach Benson	BUF	71	11	98	11.2
10.	Leo Carlsson	ANA	55	12	109	11.0
11.	Will Cuyille	NYR	81	13	119	10.9
12.	Connor Bedard	CHI	68	22	206	10.7
13.	Adam Fantilli	CBJ	49	12	115	10.4

-- GOALTENDING LEADERS (MIN 25 GPI) --

GOALS-AGAINST AVERAGE

RK	PLAYER	TEAM	GP	MIN	GA	GAA	W	L	OT
1.	Anthony Stolarz	FLA	27	1,506:27	51	2.03	16	7	2
2.	Pyotr Kochetkov *	CAR	42	2,371:29	92	2.33	23	13	4
3.	Sergei Bobrovsky	FLA	58	3,414:14	135	2.37	36	17	4
4.	Connor Hellebuyck	WPG	60	3,567:20	142	2.39	37	19	4
5.	Thatcher Demko	VAN	51	3,015:53	123	2.45	35	14	2
6.	Joey Daccord	SEA	50	2,832:47	116	2.46	19	18	11
7.	Cam Talbot	LAK	54	3,116:07	130	2.50	27	20	6
8.	Jeremy Swayman	BOS	44	2,565:51	108	2.53	25	10	8
9.	Ukko-Pekka Luukkonen	BUF	54	3,081:14	132	2.57	27	22	4
	Linus Ullmark	BOS	40	2,400:08	103	2.57	22	10	7

WINS

RK	PLAYER	TEAM	GP	MIN	W	L	OT
1.	Alexandar Georgiev	COL	63	3,637:57	38	18	5
2.	Connor Hellebuyck	WPG	60	3,567:20	37	19	4
3.	Igor Shesterkin	NYR	55	3,277:06	36	17	2
	Sergei Bobrovsky	FLA	58	3,414:14	36	17	4
	Stuart Skinner	EDM	59	3,361:21	36	16	5
6.	Thatcher Demko	VAN	51	3,015:53	35	14	2
	Jake Oettinger	DAL	54	3,084:35	35	14	4
	Juuse Saros	NSH	64	3,624:38	35	24	5
9.	Andrei Vasilevskiy	TBL	52	3,062:52	30	20	2
10.	Jordan Binnington	STL	57	3,291:29	28	21	5

SAVE PERCENTAGE

RK	PLAYER	TEAM	GP	MIN	GA	SA	SV%	W	L	OT
1.	Anthony Stolarz	FLA	27	1,506:27	51	684	.925	16	7	2
2.	Connor Hellebuyck	WPG	60	3,567:20	142	1798	.921	37	19	4
3.	Semyon Varlamov	NYI	28	1,594:44	69	837	.918	14	8	4
	Thatcher Demko	VAN	51	3,015:53	123	1492	.918	35	14	2
5.	Jeremy Swayman	BOS	44	2,565:51	108	1287	.916	25	10	8
	Joey Daccord	SEA	50	2,832:47	116	1374	.916	19	18	11
7.	Linus Ullmark	BOS	40	2,400:08	103	1207	.915	22	10	7
	Sergei Bobrovsky	FLA	58	3,414:14	135	1584	.915	36	17	4
9.	Joel Hofer *	STL	30	1,628:39	72	830	.914	15	12	1
10.	Cam Talbot	LAK	54	3,116:07	130	1490	.913	27	20	6

SHUTOUTS

RK	PLAYER	TEAM	GP	MIN	SO	SA	W	L	OT
1.	Connor Ingram	ARI	50	2,802:56	6	1,461	23	21	3
	Charlie Lindgren	WSH	50	2,852:23	6	1,431	25	16	7
	Tristan Jarry	PIT	51	2,740:38	6	1,369	19	25	5
	Sergei Bobrovsky	FLA	58	3,414:14	6	1,584	36	17	4
5.	Thatcher Demko	VAN	51	3,015:53	5	1,492	35	14	2
	Ukko-Pekka Luukkonen	BUF	54	3,081:14	5	1,470	27	22	4
	Connor Hellebuyck	WPG	60	3,567:20	5	1,798	37	19	4
8.	Pyotr Kochetkov *	CAR	42	2,371:29	4	1,031	23	13	4
	Samuel Ersson *	PHI	51	2,809:28	4	1,204	23	19	7
	Igor Shesterkin	NYR	55	3,277:06	4	1,606	36	17	2

*= Rookie



NHL TEAM RANKINGS

GOALS FOR

RK	TEAM	TOTAL	GF/GP
1.	COL	302	3.68
2.	TOR	298	3.63
3.	DAL	294	3.59
4.	EDM	292	3.56
5.	TBL	288	3.51
6.	VAN	279	3.40
7.	NYR	278	3.39
8.	CAR	277	3.38
9.	DET	275	3.35
10.	NSH	266	3.24
11.	FLA	265	3.23
12.	NJD	264	3.22
13.	BOS	263	3.21
	VGK	263	3.21
15.	WPG	259	3.16
16.	LAK	254	3.10
	ARI	254	3.10
18.	PIT	253	3.09
	CGY	253	3.09
20.	OTT	250	3.05
21.	MIN	248	3.02
22.	NYI	245	2.99
23.	BUF	244	2.98
24	CBJ	234	2.85
	STL	234	2.85
26.	MTL	232	2.83
27.	PHI	231	2.82
28.	WSH	216	2.63
29.	SEA	214	2.61
30.	ANA	203	2.48
31.	SJS	180	2.20
32.	CHI	178	2.17

GOALS AGAINST

RK	TEAM	TOTAL	GA/GP
1.	FLA	198	2.41
	WPG	198	2.41
3.	LAK	210	2.56
4.	CAR	211	2.57
5.	BOS	221	2.70
	VAN	221	2.70
7.	NYR	226	2.76
8.	DAL	232	2.83
	SEA	232	2.83
10.	EDM	236	2.88
11.	BUF	243	2.96
	VGK	243	2.96
13.	PIT	248	3.02
	NSH	248	3.02
	STL	248	3.02
16.	WSH	252	3.07
	COL	252	3.07
18.	NYI	258	3.15
	PHI	258	3.15
20.	MIN	260	3.17
21.	TOR	261	3.18
22.	TBL	267	3.26
	CGY	267	3.26
24.	DET	273	3.33
25.	ARI	274	3.34
26.	NJD	281	3.43
	MTL	281	3.43
	OTT	281	3.43
29.	CHI	289	3.52
30.	ANA	293	3.57
31.	CBJ	298	3.63
32.	SJS	326	3.98

PENALTY MINUTES

RANK	TEAM	TOTAL	PIM	PIM/GP
1.	DAL	256	554	6.45
2.	NYI	259	586	7.08
3.	PIT	274	603	7.21
4.	VGK	248	605	7.22
5.	STL	263	608	7.24
6.	WSH	272	628	7.39
7.	SEA	267	653	7.57
8.	WPG	275	669	8.09
9.	CBJ	290	670	8.10
10.	CAR	300	693	8.27
11.	CHI	292	715	8.43
	LAK	303	715	8.43
13.	DET	312	716	8.43
14.	COL	307	731	8.54
15.	NJD	303	747	9.06
16.	CGY	317	767	9.21
17.	NYR	302	773	9.25
18.	BOS	334	780	9.30
	EDM	320	780	9.30
	SJS	312	780	9.30
21.	VAN	314	784	9.33
22.	NSH	309	796	9.42
23.	BUF	309	805	9.49
24.	TOR	319	815	9.56
25.	PHI	320	830	10.07
26.	MTL	348	835	10.10
27.	OTT	336	855	10.25
28.	TBL	330	901	10.59
29.	MIN	351	938	11.26
30.	ARI	358	944	11.30
31.	ANA	439	1108	13.30
32.	FLA	415	1116	13.36

POWER PLAY

RANK	TEAM	GP	ADV	PPGF	%
1.	TBL	82	248	71	28.6
2.	CAR	82	249	67	26.9
3.	NYR	82	246	65	26.4
4.	EDM	82	243	64	26.3
5.	COL	82	278	68	24.5
6.	DAL	82	240	58	24.2
7.	TOR	82	238	57	24.0
8.	FLA	82	268	63	23.5
9.	DET	82	273	63	23.1
10.	MIN	82	273	62	22.7
	VAN	82	256	58	22.7
12.	LAK	82	248	56	22.6
13.	NJD	82	245	55	22.5
14.	BOS	82	243	54	22.2
15.	ARI	82	241	53	22.0
16.	NSH	82	269	58	21.6
17.	SEA	82	242	50	20.7
18.	WSH	82	228	47	20.6
19.	NYI	82	231	47	20.4
20.	VGK	82	252	51	20.2
	SJS	82	208	42	20.2
22.	WPG	82	240	45	18.8
23.	OTT	82	283	51	18.0
24.	STL	82	250	45	18.0
25.	ANA	82	235	42	17.9
	CGY	82	252	45	17.9
27.	MTL	82	252	44	17.5
28.	CHI	82	235	39	16.6
	BUF	82	223	37	16.6
30.	PIT	82	262	40	15.3
31.	CBJ	82	212	32	15.1
32.	PHI	82	254	31	12.2

PENALTY KILL

RANK	TEAM	GP	ADV	PPGA	%
1.	CAR	82	258	35	86.4
2.	LAK	82	253	39	84.6
3.	NYR	82	232	36	84.5
4.	PHI	82	241	40	83.4
5.	TBL	82	234	39	83.3
6.	FLA	82	291	51	82.5
7.	BOS	82	268	47	82.5
8.	DAL	82	239	43	82.0
9.	CGY	82	245	47	80.8
10.	PIT	82	243	47	80.7
	NJD	82	243	47	80.7
12.	COL	82	264	53	79.9
13.	BUF	82	243	49	79.8
14.	DET	82	240	49	79.6
15.	EDM	82	258	53	79.5
16.	VGK	82	213	44	79.3
17.	VAN	82	254	53	79.1
	STL	82	215	45	79.1
19.	WSH	82	233	49	79.0
20.	SEA	82	222	47	78.8
21.	WPG	82	223	51	77.1
22.	NSH	82	247	57	76.9
	TOR	82	238	55	76.9
24.	MTL	82	276	65	76.5
25.	CBJ	82	236	56	76.3
	ARI	82	266	63	76.3
27.	CHI	82	231	56	75.8
28.	SJS	82	252	62	75.4
29.	OTT	82	245	61	75.1
30.	MIN	82	263	67	74.5
31.	ANA	82	330	91	72.4
32.	NYI	82	221	63	71.5

SH GF

RANK	TEAM	GP	SHGF
1.	PHI	82	16
2.	DAL	82	12
	ANA	82	12
4.	LAK	82	11
	CGY	82	11
	STL	82	11
	CAR	82	11
8.	NYI	82	10
9.	VGK	82	9
10.	FLA	82	8
	NYR	82	8
12.	ARI	82	7
	VAN	82	7
	EDM	82	7
	COL	82	7
	NSH	82	7
	DET	82	7
	OTT	82	7
	MTL	82	7
	BUF	82	7
	BOS	82	7
22.	SEA	82	6
	TOR	82	6
24.	CBJ	82	5
	TBL	82	5
	PIT	82	5
27.	WPG	82	3
	MIN	82	3
	SJS	82	3
	CHI	82	3
	WSH	82	3
	NJD	82	3

SH GA

RANK	TEAM	GP	SHGA
1.	NYI	82	3
	NYR	82	3
3.	WSH	82	4
	NSH	82	4
	EDM	82	4
	ANA	82	4
	DAL	82	4
8.	PHI	82	5
	BOS	82	5
	OTT	82	5
	TBL	82	5
	STL	82	5
	WPG	82	5
14.	COL	82	6
15.	CBJ	82	7
	TOR	82	7
	CAR	82	7
	FLA	82	7
	CHI	82	7
	VAN	82	7
	LAK	82	7
	SJS	82	7
	ARI	82	7
	VGK	82	7
25.	NJD	82	8
26.	MIN	82	9
27.	BUF	82	10
	SEA	82	10
29.	CGY	82	11
30.	PIT	82	12
	MTL	82	12
	DET	82	12



TEAM NOTES

COLUMBUS BLUE JACKETS COMPLETE 23RD NHL SEASON: The Columbus Blue Jackets completed their 23rd NHL season with a 27-43-12 record (66 pts./402 pct.)... The club finished eighth in the Metropolitan Division, 16th in the Eastern Conference and 29th in the NHL... Columbus recorded a season-high four-game regulation unbeaten streak (2-0-2) from Oct. 20-26 (3-1 W vs. CGY, 5-4 W at MIN, 2-3 OTL vs. ANA, 3-4 OTL at MTL) and won three-of-four games (3-1-0) on three occasions (Nov. 22-27, Mar. 2-7, Mar. 30-Apr. 6)... Since the start of the 2012-13 season, the Blue Jackets have gone 425-386-101 (.521) with seven winning seasons and five Stanley Cup Playoffs berths during that span.

BLUE JACKETS AT HOME: The Blue Jackets went 17-19-5 (39 pts./476) at home this season, scoring 123 goals (3.00 per game) and allowing 136 goals (3.32) in 41 games... The Jackets finished the season with a 7-3-1 mark over their final 11 home contests from Mar. 4-Apr 16, including wins over playoff qualifiers Vegas, Edmonton, Colorado and Carolina... The club picked up points in three consecutive home games (2-0-1) from Dec. 1-8 (4-2 W vs. OTT, 3-4 OTL vs. LAK, 5-2 W vs. STL)... In 23 seasons, Columbus is 444-357-107 (.548) in 908 home games.

COLUMBUS ON THE ROAD: Columbus went 10-24-7 (27 pts./329) on the road this season, scoring 111 goals (2.71 per game) and allowing 162 goals (3.95) in 41 games... The Blue Jackets went 8-6-3 on the road from Dec. 14-Mar. 2, including a five-game regulation unbeaten streak (3-0-2) from Dec. 14-Jan. 4 (6-5 W at TOR, 9-4 W at BUF, 3-4 OTL at NJD, 2-3 OTL at BUF, 3-2 W at PHI)... In 23 NHL seasons, Columbus is 323-470-113 (.419) in 906 road games.

GOALS FOR/GOALS AGAINST: Goals For: The Blue Jackets scored 234 goals in 82 games (not including SO goals), which was an average of 2.85 goals per game (24th-T, NHL)... The club scored a season-high nine goals on Dec. 19 at Buffalo (9-4 W) and posted two seven-goal contests on Nov. 22 vs. Chicago (7-3 W) and Feb. 21 at Anaheim (7-4 W)... Columbus scored four or more goals (not incl. SO goals) 26 times (21-3-2) and five or more on 14 occasions (14-0-0)... **Goals Against:** The Blue Jackets allowed 298 goals in 82 games, averaging 3.63 goals-against per game (31st, NHL)... The team surrendered two goals or fewer in 20 games (15-4-1) and one goal or fewer in four contests (4-0-0).

ON THE POWER PLAY: Columbus converted 32-of-212 power play opportunities (15.1 percent), which ranked 31st in the NHL... The club was 20-of-110 at home (18.2 pct./25th, NHL) and 12-of-102 on the road (11.8 pct./25th, NHL)... Columbus scored a power play goal in 29-of-82 games and was 13-8-8 in those contests... The club scored a power play goal in four of the first seven games of the season (5-for-25; 20.0 pct.)... The Jackets scored a power play goal in a season-high three consecutive games from Dec. 14-19 (3-for-8; 37.5 pct.)... LW **Johnny Gaudreau** led the club in PP assists and points with 1-17-18, while RW **Kirill Marchenko** led the club in PP goals and ranked second in PP points with 9-4-13... D **Zach Werenski** ranked second in PP assists and third in points with 2-10-12, while LW **Dmitri Voronkov** ranked second on the club in PP goals with 6-2-8, leading all NHL rookies in the category.

PENALTY KILLING: The Blue Jackets killed off 180-of-236 opponent power plays (76.3 pct.), ranking 25th-T in the NHL... The club stopped 92-of-114 attempts at home (80.7 pct./15th, NHL) and 88-of-122 attempts on the road (72.1 pct./31st, NHL)... The club led the NHL in penalty kill percentage from Oct. 28-Nov. 29 (95.0 pct.; 38-of-40 in 17 games) and ranked fourth from Feb. 21-Mar. 17 (86.5 pct.; 32-of-37 in 14 games).

SHORTHANDED SCORING: The Blue Jackets scored five shorthanded goals to rank 24th-T in the NHL... Columbus scored four of its five shorthanded goals on the road (11th-T, NHL)... Nine different Blue Jackets registered a shorthanded point with F **Alexandre Texier** (2-0-2) leading the club in shorthanded goals and points (tied) and D **Damon Severson** (0-2-2) leading the club in shorthanded assists and points (tied)... C **Boone Jenner** (1-0-1), RW **Mathieu Olivier** (1-0-1) and C **Jack Roslovic** (1-0-1) each notched one shorthanded goal, while D **Erik Gudbranson**, C **Sean Kuraly**, D **Andrew Peeke** and C **Cole Sillinger** each collected a shorthanded assist... The club allowed six shorthanded goals (9th-T, NHL), including two at home (4th-T, NHL) and four on the road (17th-T, NHL).

DATE	OPPONENT	GOAL SCORER	ASSISTS	GOALIE	PER.	TIME	RESULT
Oct. 20	vs. Calgary	Elias Lindholm	M. Backlund	Spencer Martin	10:47	3rd	3-1, W
Nov. 19	at Philadelphia	Ryan Poehling	G. Hathaway, S. Walker	Spencer Martin	6:41	2nd	2-5, L
Dec. 23	vs. Toronto	William Nylander	A. Matthews, J. McCabe	Daniil Tarasov	11:51	3rd	1-4, L
Jan. 25	at Calgary	Alexandre Texier	S. Kuraly, E. Gudbranson	Jacob Markstrom	6:33	2nd	5-2, W
Jan. 27	at Vancouver	Alexandre Texier	D. Severson	Thatcher Demko	4:30	2nd	4-5, OTL
Feb. 13	at Ottawa	Claude Giroux	P. Kelly	Daniil Tarasov	14:46	1st	3-6, L
Feb. 21	at Anaheim	Boone Jenner	D. Severson	Empty Net	19:27	3rd	7-4, W
Mar. 5	at Pittsburgh	Jack Roslovic	A. Peeke	Tristan Jarry	8:04	3rd	3-5, L
Mar. 26	at Arizona	Nick Schmaltz	K. Vejmelka	Elvis Merzlikins	16:02	3rd	2-6, L
Mar. 26	at Arizona	Dylan Guenther		Elvis Merzlikins	19:49	3rd	2-6, L
Mar. 30	vs. Pittsburgh	Mathieu Olivier	C. Sillinger	Alex Nedeljkovic	7:47	1st	4-3, SOW



SEASON NOTES

IN THE PENALTY BOX: The Blue Jackets accumulated 265 penalties and 670 penalty minutes in 82 games, averaging 8.10 PIM per game (9th, NHL)... The 670 penalty minutes were the eighth-fewest in franchise history and the 8.10 PIM per game was the seventh-lowest average in the club's 23 seasons... Columbus racked up a season-high 39 penalty minutes on Dec. 10 vs. Florida... Columbus was penalized just one time (two PIM) in four games... D **Erik Gudbranson** led the team with 74 PIM, followed by RW **Mathieu Olivier** (70 PIM) and F **Dmitiri Voronkov** (52 PIM).

ATTENDANCE REPORT: Columbus drew 697,667 fans to 41 home games at Nationwide Arena (18,144), averaging 17,016 per game with 15 sellouts... The club posted the highest average attendance at Nationwide Arena since 2003-04 (17,369), while the 15 sellouts were tied for the most (2018-19) since 2003-04 (16)... The highest attended home game of the season was Feb. 23 vs. Buffalo, drawing a crowd of 18,943... The team averaged 17,831 fans per home game with 13 sellouts over the final 24 games from Dec. 21-Apr. 16... CBJ posted 11 sellouts in 13 home games from Dec. 21-Feb. 29, averaging 18,388 fans over that stretch... During seasons with normal capacity (excluding 2020-21 - COVID-19 restrictions), the club has averaged 16,105 fans per game (88.8 pct. of capacity) with 246 sellouts in 878 regular season games.

CBJ VS. EASTERN/WESTERN CONFERENCE: The Blue Jackets posted a 13-29-8 record in games played against Eastern Conference opponents... The club was 7-16-3 within the Metropolitan Division and went 6-13-5 vs. the Atlantic Division... In 700 games all-time vs. the Eastern Conference, Columbus is 324-295-81... The Blue Jackets also posted a 14-14-4 mark vs. Western Conference teams, including a 6-9-1 record vs. Central Division clubs and a 8-5-3 mark vs. the Pacific Division.

MISCELLANEOUS NEWS & NOTES: The Blue Jackets average age to start the campaign was 25.9, tied for the third-youngest team in the NHL (Arizona and New Jersey) and trailing only Buffalo (25.0) and Ottawa (25.7)... The club saw 11 players make their team debuts, including six making their NHL debuts... A season after seeing franchise highs in total players (47) and goaltenders (6) play a game, the club had 42 different players (skaters/goaltenders) and five different goaltenders see action for the club in 2023-24... Columbus played 13 back-to-back sets during the 2023-24 season and posted an overall record of 9-14-3 with a 5-7-1 mark in first games and 4-7-2 in second contests... CBJ blueliners combined for 39-148-187 in the 82 games and led the league in assist (38.1 pct.) and point percentage (30.0 pct.) and ranked 10th-T in points, 11th in assists and 12th in goals by a team's defense... Columbus scored the first goal of the game 45 times, tied for the ninth-most in the NHL and finishing with the fourth-most in a season in franchise history... The Blue Jackets averaged 30.0 shots on goal per game (20th, NHL) and allowed 34.4 shots-against (31st, NHL)... The club averaged 16.82 blocked shots per game (7th, NHL; 1,396 total); 19.02 hits (30th, NHL; 1,578 total); 5.32 giveaways (3rd-fewest, NHL; 442 total); 6.19 takeaways (22nd-T, NHL; 514 total); and won 47.2 percent of its faceoffs taken (27th, NHL).

BLUE JACKETS IN OVERTIME: Columbus went 3-10 in games decided in overtime and 6-10-2 including outings decided in a shootout... The 18 games decided after regulation were tied for the 11th-most in the league... The club was 1-4 at home (3-4-1 including shootouts) and 2-6 on the road (3-6-1 including shootouts)... Six different CBJ players recorded overtime points with LW **Johnny Gaudreau** (1-1-2) and RW **Justin Danforth** (0-2-2) leading the team in overtime scoring, followed by C **Kent Johnson** (1-0-1), C **Jack Roslovic** (1-0-1), D **Damon Severson** (0-1-1) and D **Zach Werenski** (0-1-1) each adding a point.

Overtime Wins – 3

DATE	OPPONENT	GWG	ASSIST(S)	OPP. GOALTENDER	TIME	SCORE
Oct. 21	at Minnesota	Jack Roslovic	J. Gaudreau	Filip Gustavsson	3:07	5-4, OTW
Dec. 14	at Toronto	Kent Johnson	Z. Werenski, J. Danforth	Ilya Samsonov	3:26	6-5, OTW
Dec. 29	vs. Toronto	Johnny Gaudreau	D. Severson, J. Danforth	Ilya Samsonov	2:56	6-5, OTW

Overtime Losses – 10

DATE	OPPONENT	GWG	ASSIST(S)	CBJ GOALTENDER	TIME	SCORE
Oct. 24	vs. Anaheim	Frank Vatrano	B. Groulx	Elvis Merzlikins	2:20	2-3, OTL
Oct. 26	at Montreal	Cole Caufield	N. Suzuki, J. Harris	Elvis Merzlikins	4:17	3-4, OTL
Nov. 6	at Florida	Carter Verhaeghe	A. Lundell, M. Tkachuk	Spencer Martin	1:26	4-5, OTL
Dec. 5	vs. Los Angeles	Drew Doughty	A. Kopitar, A. Kempe	Elvis Merzlikins	0:33	3-4, OTL
Dec. 21	vs. Washington	Alex Ovechkin (PP)	D. Strome, J. Carlson	Elvis Merzlikins	4:07	2-3, OTL
Dec. 27	at New Jersey	Timo Meier		Elvis Merzlikins	2:12	3-4, OTL
Dec. 30	at Buffalo	Jeff Skinner	O. Power, T. Thompson	Daniil Tarasov	1:20	2-3, OTL
Jan. 6	vs. Minnesota	Marco Rossi	M. Boldy, B. Faber	Daniil Tarasov	3:05	3-4, OTL
Jan. 27	at Vancouver	Elias Pettersson	B. Boeser, Q. Hughes	Elvis Merzlikins	4:01	4-5, OTL
Mar. 19	at Detroit	Patrick Kane	A. DeBrincat, M. Seider	Daniil Tarasov	0:48	3-4, OTL



SHOOTOUT REPORT

Columbus went 3-2 in 2023-24, converting 5-of-17 attempts (29.4 pct./16th in NHL) and stopping 14-of-18 (77.8 pct./7th in NHL)... The club played three shootouts at home, converting 4-of-12 attempts (33.3 pct./12th-T in NHL) and stopping 9-of-12 attempts (75.0 pct./15th-T in NHL)... CBJ played two shootouts on the road, converting 1-of-5 attempts (20.0 pct./19th-T in NHL) and stopping 5-of-6 attempts (83.3 pct./5th-T in NHL).

(Bold indicates goal; Underline indicates deciding goal)

DATE	OPPONENT	CBJ SHOOTERS	OPP SHOOTERS	CBJ GOALIE	OPP GOALIE	RESULT
Nov. 12, 2023	at NY Rangers	13, 29, 42	10, 93, 13	Elvis Merzlikins	Jonathan Quick	3-4, SOL
Jan. 4, 2024	at Philadelphia	13 , 91	14, 10, 71	Daniil Tarasov	Samuel Ersson	3-2, SOW
Jan. 15, 2024	vs. Vancouver	13, 59, 91, 86	96, 9, 40, 24	Elvis Merzlikins	Casey DeSmith	4-3, SOW
Mar. 14, 2024	vs. Ottawa	13, 42 , 86	18 , 19, 28	Anton Forsberg	Elvis Merzlikins	2-3, SOL
Mar. 30, 2024	vs. Pittsburgh	13, 42 , 86, 92, 78	67, 87 , 17, 58, 71	Elvis Merzlikins	Alex Nedeljkovic	4-3, SOW

NO.	PLAYER	RD. 1	RD. 2	RD. 3	RD. 4	RD. 5	RD. 6	RD. 7	RD. 8	RD. 9	TOTAL	S PCT.	GWG
78	Damon Severson					1-1					1-1	1.000	1
42	Alexandre Texier		2-2	0-1							2-3	.667	
86	Kirill Marchenko			0-2	1-1						1-3	.333	1
13	Johnny Gaudreau	1-5									1-5	.200	1
29	Patrik Laine		0-1								0-1	.000	
59	Yegor Chinakhov		0-1								0-1	.000	
91	Kent Johnson		0-1	0-1							0-2	.000	
92	Alex Nylander				0-1						0-1	.000	

NO.	GOALTENDER	RD. 1	RD. 2	RD. 3	RD. 4	RD. 5	RD. 6	RD. 7	RD. 8	RD. 9	TOTAL	SV PCT.	REC
40	Daniil Tarasov	1-1	1-1	1-1							3-3	1.000	1-0
90	Elvis Merzlikins	3-4	3-4	2-3	2-2	1-1					11-15	.733	2-2

CBJ RECORD WHEN...

PLAYER	2023-24 SEASON				BLUE JACKETS CAREER			
	GOAL	ASSIST	POINT	MULTI-POINT	GOAL	ASSIST	POINT	MULTI-POINT
Jake Bean	1-1-2	5-2-2	6-3-4	0-0-0	5-2-3	13-11-3	17-13-6	3-3-1
Nick Blankenburg	1-0-0	0-0-0	1-0-0	0-0-0	4-2-0	8-1-1	10-3-1	4-0-0
Adam Boqvist	0-1-0	3-1-3	3-2-3	1-0-1	7-6-1	15-15-5	20-18-6	6-3-1
Yegor Chinakhov	7-5-2	8-1-2	11-6-4	6-1-0	15-7-2	17-4-3	27-11-5	12-1-0
Jake Christiansen	0-0-0	1-1-0	1-1-0	0-0-0	1-0-0	2-3-1	3-3-1	0-0-0
Justin Danforth	6-2-2	9-2-3	13-4-5	2-1-0	13-5-3	10-6-3	21-11-6	2-1-0
Luca Del Bel Belluz *	1-0-0	0-0-0	1-0-0	0-0-0	1-0-0	0-0-0	1-0-0	0-0-0
Adam Fantilli *	6-2-3	5-7-3	9-8-5	2-1-1	6-2-3	5-7-3	9-8-5	2-1-1
Trey Fix-Wolansky	0-1-0	0-1-0	0-2-0	0-1-0	1-1-1	1-1-0	2-2-1	0-1-0
Johnny Gaudreau	8-3-1	17-12-6	21-14-6	10-3-2	17-11-3	35-28-9	41-37-10	24-7-4
Brendan Gaunce	1-1-0	1-0-1	2-1-1	0-0-0	5-1-1	3-0-1	7-1-2	1-0-0
Erik Gudbranson	5-1-0	7-5-3	12-6-3	3-0-2	6-1-0	11-10-5	17-11-5	4-0-2
Boone Jenner	9-6-2	4-6-0	11-11-2	5-2-0	114-45-12	93-41-15	171-80-26	61-12-2
David Jiricek *	1-0-0	4-2-2	5-2-2	1-0-0	1-0-0	4-2-2	5-2-2	1-0-0
Kent Johnson	4-1-0	4-5-0	6-6-0	2-1-0	13-8-0	17-13-2	26-20-2	7-2-1
Sean Kuraly	3-2-3	6-3-0	8-5-3	2-0-0	15-11-4	20-9-3	32-20-7	6-1-1
Patrik Laine	3-3-0	2-1-0	5-4-0	0-0-0	27-16-8	29-21-8	46-33-13	23-10-5
James Malatesta *	1-1-0	1-1-0	2-1-0	0-1-0	1-1-0	1-1-0	2-1-0	0-1-0
Kirill Marchenko	9-7-4	7-10-1	12-15-5	5-4-0	16-16-5	9-12-1	19-25-6	9-6-0
Elvis Merzlikins	0-0-0	0-0-0	0-0-0	0-0-0	0-0-0	3-1-0	3-1-0	0-0-0
Carson Meyer	0-1-0	1-0-0	1-1-0	0-0-0	1-1-0	2-1-1	2-2-1	1-0-0
Alex Nylander	5-1-1	4-1-0	7-1-1	3-1-0	5-1-1	4-1-0	7-1-1	3-1-0
Mathieu Olivier	3-1-1	2-4-0	5-5-1	1-0-0	5-3-2	8-6-1	12-9-3	2-0-0
Ivan Provorov	2-2-0	14-7-3	16-9-3	3-1-0	2-2-0	14-7-3	16-9-3	3-1-0
Mikael Pyyhtia *	0-0-0	2-0-0	2-0-0	0-0-0	0-0-0	3-0-0	3-0-0	0-0-0
Damon Severson	3-3-1	8-7-2	10-10-3	4-1-0	3-3-1	8-7-2	10-10-3	4-1-0
Cole Sillinger	5-4-2	12-5-2	15-8-4	2-1-1	18-6-3	26-12-4	38-17-7	7-1-1
Daniil Tarasov *	0-0-0	0-0-0	0-0-0	0-0-0	0-0-0	1-0-0	1-0-0	0-0-0
Alexandre Texier	3-6-3	7-4-4	10-10-5	3-0-2	14-12-7	21-16-4	33-26-9	5-3-3
Dmitri Voronkov *	10-7-0	5-6-4	14-13-4	3-0-0	10-7-0	5-6-4	14-13-4	3-0-0
Zach Werenski	6-1-1	15-17-5	17-17-5	10-1-1	51-21-10	108-57-11	141-72-19	46-9-2

* Rookie
+ Traded



SEASON NOTES

BLUE JACKETS MULTI-POINT GAMES

PLAYER	Goals			Assists				Points			
	2	3+	TOTAL	2	3	4+	TOTAL	2	3	4+	TOTAL
Emil Bemstrom +	1	0	1	0	0	0	0	2	0	0	2
Adam Boqvist	0	0	0	2	0	0	2	2	0	0	2
Yegor Chinakhov	2	0	2	2	0	0	2	6	1	0	7
Justin Danforth	0	0	0	0	1	0	1	2	1	0	3
Adam Fantilli *	1	0	1	0	0	0	0	3	1	0	4
Trey Fix-Wolansky	1	0	1	0	0	0	0	1	0	0	1
Johnny Gaudreau	0	0	0	13	0	0	13	11	4	0	15
Erik Gudbranson	0	0	0	5	0	0	5	5	0	0	5
Boone Jenner	2	1	3	2	0	0	2	5	3	0	8
David Jiricek *	0	0	0	1	0	0	1	1	0	0	1
Kent Johnson	1	0	1	1	0	0	1	2	1	0	3
Sean Kuraly	1	0	1	0	0	0	0	2	0	0	2
James Malatesta *	0	0	0	0	0	0	0	1	0	0	1
Kirill Marchenko	1	1	2	1	0	0	1	8	1	0	9
Alex Nylander	2	1	3	0	0	0	0	2	2	0	4
Mathieu Olivier	0	0	0	1	0	0	1	1	0	0	1
Andrew Peeke +	0	0	0	1	0	0	1	2	0	0	2
Ivan Provorov	1	0	1	3	0	0	3	4	0	0	4
Jack Roslovic +	0	0	0	3	0	0	3	4	1	0	5
Damon Severson	2	0	2	2	0	0	2	5	0	0	5
Cole Sillinger	0	1	1	0	0	0	0	3	1	0	4
Alexandre Texier	0	0	0	3	0	0	3	5	0	0	5
Dmitri Voronkov *	1	0	1	1	0	0	1	3	0	0	3
Zach Werenski	3	0	3	6	0	1	7	8	2	2	12
TOTALS	19	4	23	47	1	1	49	88	18	2	108

BLUE JACKETS "THREE STARS OF THE GAME" AWARD

(1st Star-5 pts.; 2nd Star-3 pts.; 3rd Star-1 pt.)

PLAYER	1ST STAR	2ND STAR	3RD STAR	# OF STARS	PTS.
Elvis Merzlikins	4	3	2	9	31
Zach Werenski	5	0	4	9	29
Daniil Tarasov *	4	2	0	6	26
Boone Jenner	3	3	1	7	25
Johnny Gaudreau	2	4	2	8	24
Yegor Chinakhov	2	2	4	8	20
Alex Nylander	1	3	0	4	14
Spencer Martin +	2	1	0	3	13
Kirill Marchenko	1	1	4	6	12
Jack Roslovic +	2	0	2	4	12
Damon Severson	0	3	2	5	11
Adam Fantilli *	0	3	1	4	10
Dmitri Voronkov *	1	1	2	4	10
Cole Sillinger	1	0	4	5	9
Jet Greaves *	0	2	1	3	7
Kent Johnson	1	0	0	1	5
Justin Danforth	0	1	1	2	4
Erik Gudbranson	0	1	1	2	4
Alexandre Texier	0	1	1	2	4
Luca Del Bel Belluz *	0	1	0	1	3
Mathieu Olivier	0	1	0	1	3
Ivan Provorov	0	1	0	1	3
David Jiricek *	0	0	1	1	1
Sean Kuraly	0	0	1	1	1
Patrik Laine	0	0	1	1	1
Eric Robinson +	0	0	1	1	1

* Rookie

+ Traded



PLAYER NOTES

WERENSKI CONTINUES ASSAULT ON CLUB RECORD BOOK: D **Zach Werenski** set single-season career highs in assists and points and led the club in TOI and ranked second in assists and points with 11-46-57 and 24:27 TOI in 70 games... Finished 13th among NHL blueliners in assists-per-game (.63)... Reached the 40-assist and 50-point marks for the first time in his career and set a new franchise record for most assists by a blueliner in a single season, surpassing James Wisniewski (44 - 2013-14)... Tied the franchise record for most points by a defenseman in a single season (Seth Jones, 16-41-57 - 2016-17)... Collected his 205th career assist at Vegas on Mar. 23rd to move into sole possession of second place on the club's career assist list (Rick Nash, 258)... Set a new franchise record for blueliners with his fifth career multi-goal game with two goals at Anaheim on Feb. 21 (Jones, 4)... Notched his 30th career multi-assist game with 2-2-4 in the Jackets' season finale on Apr. 16 vs. Carolina, which is the most by a CBJ defenseman... Collected his 300th career NHL point in the season finale on Apr. 16 vs. Carolina (1st goal) to become the sixth player in Blue Jackets history to hit that mark with the club, joining Rick Nash (547), Cam Atkinson (402), Boone Jenner (364), Nick Foligno (334) and David Vyborny (317)... Owns CBJ career records for goals, assists and points by a defenseman with 90-212-302 in 486 games since making his NHL debut in 2016-17.

GAUDREAU LEADS THE WAY: LW **Johnny Gaudreau** posted 12-48-60 with 160 shots on goal, 13 multi-assist and 15 multi-point efforts in 81 games in his second season with the club, leading the Blue Jackets in assists, points, multi-assist and multi-point outings... Skated in his 700th career NHL game on Nov. 18 at Washington... Recorded his 700th career NHL point (assist) on Dec. 16 vs. New Jersey to become the second-fastest active U.S.-born player to 700 points (714 GP), behind Patrick Kane (696 GP) and is one of eight players overall born in the U.S. to reach the milestone in fewer than 720 games... Collected his 500th career assist on Apr. 9 at Tampa Bay... Finished 17th-T in the NHL in primary assists with 35 and ranks fourth in that category since 2014-15 with 321... Recorded 11-43-54 with 14 multi-point outings in his last 64 contests... Registered a six-game assists streak (0-8-8) from Jan. 27-Feb. 17, which is tied for the second-longest streak in CBJ history (8 - R.J. Umberger from Nov. 10-26, 2010) and two shy of his career long (8, Feb. 15-29, 2016 with CGY).

JENNER BECOMES FRANCHISE LEADER IN GAMES PLAYED, MAKES ALL-STAR GAME DEBUT: C **Boone Jenner** ranked second on the team in goals and fourth in points with 22-13-35 in 58 outings despite missing 24 games, including 15 from Dec. 10-Jan. 15 due to a fractured jaw... Notched his third consecutive – and fourth career – 20-goal campaign, becoming the fourth player in franchise history to record four or more 20-goal seasons (Rick Nash-8, Cam Atkinson-6, R.J. Umberger-4)... Played in his 675th career game on Nov. 18 at Washington, surpassing LW Rick Nash (674) and becoming the franchise's all-time leader in games played... Scored a pair of goals in his All-Star Game debut at Toronto on Feb. 3... Posted his second career hat trick - and first natural hat trick - on Oct. 14 vs. the Rangers (3-0-3)... Skated in his 700th career game at Madison Square Garden on Feb. 28... Has served in a leadership role with CBJ since 2015, first as an alternate captain (2015-21) prior to being named as the team's captain before the 2021-22 season... Ranks third on the club's all-time lists in goals and points with 192-172-364 in 715 contests.

KIRILL THE THRILL: RW **Kirill Marchenko** set single-season career highs and led the team in goals and ranked third in points with 23-19-42 in 78 outings after notching 21-4-25 in 59 outings as a rookie in 2022-23... Became just the second Jacket (Pierre-Luc Dubois) to record back-to-back 20-goal seasons to begin his NHL career... Posted 35-14-49 in his first 100 contests with the club, tying Rick Nash for the most goals through the first 100 games of an NHL career in CBJ history... Scored his second career hat trick with three consecutive goals on Dec. 19 at Buffalo in a span of 8:07 to record the second fastest hat trick in franchise history (Jeff Carter, 3:18 on Dec. 22, 2011 at Nashville).

ROOKIE REPORT: CBJ's rookies totaled 34-44-78 this season, leading the league among team rookie classes in goals (tied) and ranking fifth in points and seventh in assists... The club was one of three teams (Anaheim and Minnesota) to have two rookies record at least 26 points (Voronkov-34, Fantilli-27)... C **Adam Fantilli**, the third overall pick in the 2023 NHL Draft, finished his rookie campaign with 12-15-27, 16 penalty minutes and 115 shots on goal in 49 games... Missed the final 33 games of the season due to a calf laceration suffered on Jan. 28 at Seattle... Ranked third-T among NHL rookies in goals, fourth in points and sixth-T in assists at the time of the injury... Set a club rookie record for goals and points in the month of December with 7-6-13 in 13 contests... Collected an assist in his NHL debut on Oct. 12 vs. Philadelphia and notched his first career goal on Oct. 21 at Minnesota... LW **Dmitri Voronkov** led all NHL rookies in power play goals and ranked fifth in goals and eighth-T in points with 18-16-34 and six power play goals in 75 contests... Posted the third-most goals and power play goals (tied) by a rookie in club history... Recorded an assist in his NHL debut on Oct. 26 at Minnesota and notched his first career goal on Oct. 30 at Dallas.

MISCELLANEOUS PLAYER NEWS & NOTES: G **Daniil Tarasov** went 8-11-3 with a 3.18 GAA and .908 SV% in 24 outings... Finished the campaign with a .900 or better save percentage in 11 of his final 13 appearances and led the league in SV% and ranked eighth-T in GAA (min. 12 GP) from Feb. 21 until the end of the season with a 5-5-1 record, 2.51 GAA and .933 SV% in 13 games... W **Alex Nylander** notched 11-4-15 and six penalty minutes in 23 contests after being acquired in a trade from Pittsburgh on Feb. 22... Set a single-season career high in goals (10 in 65 GP with Chicago in 2019-20)... Became the first player in franchise history and the first player in the NHL since Vancouver's Elias Pettersson (10 G in 11 GP in 2018-19) to record at least eight goals in his first 11 games with a team (8-3-11)... Notched his first career hat trick on Mar. 4 vs. Vegas and recorded two other multi-goal outings (Mar. 16 vs. SJS and Apr. 1 vs. COL)... C **Cole Sillinger** set career highs in assists, points, penalty minutes, shots on goal and TOI with 13-19-32, 46 PIM and 157 shots on goal, while averaging 16:07 of ice time in 77 contests after being held to 3-8-11 in 64 games in 2022-23... C **Alexandre Texier**, who spent the 2022-23 season with ZSC in Switzerland, returned to the Blue Jackets in 2023-24 and set NHL single-season career highs with 12-18-30 in 78 appearances... D **Ivan Provorov** collected 5-27-32, 20 penalty minutes and 155 blocked shots, while averaging 22:10 TOI in 82 contests... Set a single-season career high in assists, while his 32 points was the third-highest total of his eight-year career... Finished second on the club in blocked shots and TOI as well as third in assists... Was the lone Blue Jacket to play in all 82 games, which marked the seventh season in which he did not miss a game (he's appeared in 614 of a possible 617 games since making his NHL debut in 2016)... D **Erik Gudbranson** set single-season career highs in goals (tied), assists, points with 6-20-26, 74 penalty minutes, 92 hits and 170 blocked shots, while averaging 19:40 TOI in 78 outings in 2023-24... Led the club in blocked shots and penalty minutes... The club saw 11 players make their team debuts in 2023-24, including six who made their NHL debuts: **Gavin Brindley** (NHL), **Cameron Butler** (NHL), **Luca Del Bel Belluz** (NHL), **Adam Fantilli** (NHL), **James Malatesta** (NHL), **Spencer Martin**, **Alex Nylander**, **Ivan Provorov**, **Damon Severson**, **Malcolm Subban**, **Dmitri Voronkov** (NHL).



2023-24 FINAL STATISTICS

NO.	PLAYER	POS	GP	G	A	P	+/-	PIM	PP	SH	GW	OT	S	S%	TOI/G	SH/G	FO%
13	Johnny Gaudreau	L	81	12	48	60	-27	22	1	0	3	1	160	7.5	18:49	20.7	0.0
8	Zach Werenski	D	70	11	46	57	0	22	2	0	0	0	202	5.5	24:27	25.0	--
86	Kirill Marchenko	R	78	23	19	42	-5	14	9	0	1	0	193	11.9	16:25	19.4	32.9
38	Boone Jenner	C	58	22	13	35	-8	28	5	1	1	0	155	14.2	20:06	23.4	54.3
10	Dmitri Voronkov *	L	75	18	16	34	-6	52	6	0	2	0	142	12.7	13:27	18.4	42.2
4	Cole Sillinger	C	77	13	19	32	-4	46	1	0	1	0	157	8.3	16:07	20.8	46.3
9	Ivan Provorov	D	82	5	27	32	-11	20	0	0	0	0	107	4.7	22:10	24.0	--
42	Alexandre Texier	C	78	12	18	30	-5	38	0	2	1	0	109	11.0	15:11	19.3	31.6
59	Yegor Chinakhov	R	53	16	13	29	-3	6	1	0	3	0	110	14.6	15:10	19.3	7.1
78	Damon Severson	D	67	9	19	28	-10	51	0	0	1	0	88	10.2	21:09	23.6	--
11	Adam Fantilli *	C	49	12	15	27	-21	16	1	0	1	0	115	10.4	15:43	18.3	43.6
17	Justin Danforth	R	71	10	16	26	-10	26	0	0	1	0	86	11.6	14:16	18.1	48.5
44	Erik Gudbranson	D	78	6	20	26	-14	74	0	0	1	0	91	6.6	19:40	22.3	--
96	Jack Roslovic +	C	40	6	17	23	-9	14	0	1	2	1	86	7.0	16:33	20.6	41.9
7	Sean Kuraly	C	62	9	9	18	-5	40	0	0	0	0	92	9.8	13:44	18.0	48.1
91	Kent Johnson	C	42	6	10	16	-2	10	0	0	1	1	62	9.7	13:33	17.1	40.0
92	Alex Nylander	L	23	11	4	15	-1	6	2	0	2	0	62	17.7	16:46	19.1	37.5
22	Jake Bean	D	72	4	9	13	-10	32	0	0	0	0	76	5.3	16:20	19.3	--
24	Mathieu Olivier	R	54	5	7	12	-4	70	0	1	1	0	55	9.1	11:17	14.7	25.0
52	Emil Bemstrom +	C	32	5	6	11	-5	10	3	0	0	0	49	10.2	12:55	16.4	46.2
27	Adam Boqvist	D	35	1	9	10	-8	0	0	0	0	0	45	2.2	18:17	20.6	--
55	David Jiricek *	D	43	1	9	10	-4	22	0	0	1	0	38	2.6	14:36	18.0	--
29	Patrik Laine	L	18	6	3	9	-10	6	1	0	0	0	41	14.6	15:13	17.2	38.0
2	Andrew Peeke +	D	23	1	7	8	-2	6	0	0	0	0	24	4.2	15:37	18.7	--
16	Brendan Gaunce	C	24	2	2	4	-7	6	0	0	0	0	24	8.3	11:45	15.3	53.9
67	James Malatesta *	L	11	2	2	4	-1	5	0	0	0	0	12	16.7	10:13	12.4	0.0
64	Trey Fix-Wolansky	R	11	2	1	3	0	2	0	0	0	0	17	11.8	10:59	14.7	0.0
72	Carson Meyer	R	14	1	1	2	-2	2	0	0	0	0	10	10.0	9:07	11.3	--
23	Jake Christiansen	D	12	0	2	2	-5	2	0	0	0	0	7	0.0	13:13	15.0	--
82	Mikael Pyyhtia *	L	17	0	2	2	-5	0	0	0	0	0	22	0.0	13:09	16.8	25.0
50	Eric Robinson +	L	7	1	0	1	-3	0	0	0	1	0	9	11.1	13:15	19.0	--
65	Luca Del Bel Belluz *	C	1	1	0	1	1	0	0	0	0	0	2	50.0	9:35	14.0	40.0
77	Nick Blankenburg	D	12	1	0	1	1	4	0	0	0	0	10	10.0	16:13	20.6	--
19	Liam Foudy +	C	1	0	0	0	0	0	0	0	0	0	0	--	7:56	12.0	--
39	Tyler Angle *	C	2	0	0	0	-1	0	0	0	0	0	0	--	8:20	12.0	33.3
37	Cameron Butler *	R	1	0	0	0	0	0	0	0	0	0	0	--	0:54	1.0	--
45	Gavin Brindley *	C	1	0	0	0	0	0	0	0	0	0	0	--	12:20	14.0	--

NO.	GOALTENDER	GP	MIN	W	L	OT	SO	SA	SV	SV%	GA	GAA	G	A	PIM
90	Elvis Merzlikins	41	2,258:40	13	17	8	1	1,266	1,136	.897	130	3.45	0	0	4
40	Daniil Tarasov *	24	1,376:28	8	11	3	0	796	723	.908	73	3.18	0	0	0
73	Jet Greaves *	9	515:52	3	6	0	0	327	297	.908	30	3.49	0	0	0
40	Spencer Martin +	13	707:13	3	8	1	0	379	336	.887	43	3.65	0	0	0
32	Malcolm Subban	1	60:00	0	1	0	0	35	32	.914	3	3.00	0	0	0

+ Traded or Claimed Player
* Rookie



GAMES PLAYED

1.	Ivan Provorov	82
2.	Johnny Gaudreau	81
3.	Kirill Marchenko	78
	Alexandre Texier	78
	Erik Gudbranson	78

GOALS

1.	Kirill Marchenko	23
2.	Boone Jenner	22
3.	Dmitri Voronkov *	18
4.	Yegor Chinakhov	16
5.	Cole Sillinger	13

ASSISTS

1.	Johnny Gaudreau	48
2.	Zach Werenski	46
3.	Ivan Provorov	27
4.	Erik Gudbranson	20
5.	Cole Sillinger	19
	Kirill Marchenko	19
	Damon Severson	19

POINTS

1.	Johnny Gaudreau	60
2.	Zach Werenski	57
3.	Kirill Marchenko	42
4.	Boone Jenner	35
5.	Dmitri Voronkov *	34

PLUS/MINUS RATING

(min. 20 games)		
1.	Zach Werenski	0
2.	Alex Nylander #	-1
3.	Kent Johnson	-2
	Andrew Peeke +	-2
5.	Yegor Chinakhov	-3

PENALTY MINUTES

1.	Erik Gudbranson	74
2.	Mathieu Olivier	70
3.	Dmitri Voronkov *	52
4.	Damon Severson	51
5.	Cole Sillinger	46

POWER PLAY GOALS

1.	Kirill Marchenko	9
2.	Dmitri Voronkov *	6
3.	Boone Jenner	5
4.	Emil Bemstrom +	3
5.	Alex Nylander	2
	Zach Werenski	2

SHORTHANDED GOALS

1.	Alexandre Texier	2
2.	Boone Jenner	1
	Mathieu Olivier	1
	Jack Roslovic +	1

GAME-WINNING GOALS

1.	Yegor Chinakhov	3
	Johnny Gaudreau	3
3.	Dmitri Voronkov *	2
	Alex Nylander	2
	Jack Roslovic +	2

OVERTIME GOALS

1.	Johnny Gaudreau	1
	Kent Johnson	1
	Jack Roslovic +	1

SHOTS ON GOAL

1.	Zach Werenski	202
2.	Kirill Marchenko	193
3.	Johnny Gaudreau	160
4.	Cole Sillinger	157
5.	Boone Jenner	155

SHOOTING PERCENTAGE

(min. 60 shots)		
1.	Alex Nylander	17.7
2.	Yegor Chinakhov	14.6
3.	Boone Jenner	14.2
4.	Dmitri Voronkov *	12.7
5.	Kirill Marchenko	11.9

FACEOFF WINNING PERCENTAGE

(min. 100 attempts)		
1.	Boone Jenner	54.3
2.	Brendan Gaunce	53.9
3.	Justin Danforth	48.5
4.	Sean Kuraly	48.1
5.	Cole Sillinger	46.3

DEFENSEMAN GOALS

1.	Zach Werenski	11
2.	Damon Severson	9
3.	Erik Gudbranson	6
4.	Ivan Provorov	5
5.	Jake Bean	4

DEFENSEMAN ASSISTS

1.	Zach Werenski	46
2.	Ivan Provorov	27
3.	Erik Gudbranson	20
4.	Damon Severson	19
5.	David Jiricek *	9
	Adam Boqvist	9
	Jake Bean	9

DEFENSEMAN POINTS

1.	Zach Werenski	57
2.	Ivan Provorov	32
3.	Damon Severson	28
4.	Erik Gudbranson	26
5.	Jake Bean	13

ICE TIME - ALL PLAYERS

1.	Zach Werenski	24:27
2.	Ivan Provorov	22:10
3.	Damon Severson	21:09
4.	Boone Jenner	20:06
5.	Erik Gudbranson	19:40

ICE TIME - FORWARDS

1.	Boone Jenner	20:06
2.	Johnny Gaudreau	18:49
3.	Alex Nylander	16:46
4.	Jack Roslovic +	16:33
5.	Kirill Marchenko	16:25

MULTI-GOAL GAMES

1.	Boone Jenner	3
	Alex Nylander	3
	Zach Werenski	3
4.	Yegor Chinakhov	2
	Kirill Marchenko	2
	Damon Severson	2

MULTI-ASSIST GAMES

1.	Johnny Gaudreau	13
2.	Zach Werenski	7
3.	Erik Gudbranson	5
4.	Ivan Provorov	3
	Jack Roslovic +	3
	Alexandre Texier	3

MULTI-POINT GAMES

1.	Johnny Gaudreau	15
2.	Zach Werenski	12
3.	Kirill Marchenko	9
4.	Boone Jenner	8
5.	Yegor Chinakhov	7

GOALTENDER WINS

1.	Elvis Merzlikins	13
2.	Daniil Tarasov *	8
3.	Jet Greaves *	3
	Spencer Martin +	3

GOALTENDER GAA

(min. 5 games)		
1.	Daniil Tarasov *	3.18
2.	Elvis Merzlikins	3.45
3.	Jet Greaves *	3.49
4.	Spencer Martin +	3.65

GOALTENDER SV%

(min. 5 games)		
1.	Daniil Tarasov *	.908
	Jet Greaves *	.908
3.	Elvis Merzlikins	.897
4.	Spencer Martin +	.887

GOALTENDER SHUTOUTS

1.	Elvis Merzlikins	1
----	------------------	---

GOALTENDER ASSISTS

N/A

GOALTENDER PENALTY MINUTES

1.	Elvis Merzlikins	4
----	------------------	---

* Rookie
+ Traded / Claimed Off Waivers



SCORING/GOALTENDING BREAKDOWN

PLAYER	EVEN STRENGTH			POWER PLAY			SHORTHANDED			HOME					ROAD				
	G	A	P	G	A	P	G	A	P	GP	G	A	P	+/-	GP	G	A	P	+/-
Tyler Angle *	0	0	0	0	0	0	0	0	0	0	0	0	0	0	2	0	0	0	-1
Jake Bean	4	9	13	0	0	0	0	0	0	36	1	6	7	-12	36	3	3	6	2
Emil Bemstrom +	2	6	8	3	0	3	0	0	0	17	2	4	6	-4	15	3	2	5	-1
Nick Blankenburg	1	0	1	0	0	0	0	0	0	5	1	0	1	0	7	0	0	0	1
Adam Boqvist	1	5	6	0	4	4	0	0	0	18	0	8	8	-1	17	1	1	2	-7
Gavin Brindley *	0	0	0	0	0	0	0	0	0	1	0	0	0	0	0	0	0	0	0
Cameron Butler *	0	0	0	0	0	0	0	0	0	1	0	0	0	0	0	0	0	0	0
Yegor Chinakhov	15	12	27	1	1	2	0	0	0	26	10	5	15	-1	27	6	8	14	-2
Jake Christiansen	0	2	2	0	0	0	0	0	0	5	0	1	1	0	7	0	1	1	-5
Justin Danforth	10	16	26	0	0	0	0	0	0	36	5	8	13	-1	35	5	8	13	-9
Luca Del Bel Belluz *	1	0	1	0	0	0	0	0	0	1	1	0	1	1	0	0	0	0	0
Adam Fantilli *	11	13	24	1	2	3	0	0	0	26	4	9	13	-9	23	8	6	14	-12
Trey Fix-Wolansky	2	1	3	0	0	0	0	0	0	6	0	0	0	-3	5	2	1	3	3
Liam Foudy +	0	0	0	0	0	0	0	0	0	1	0	0	0	0	0	0	0	0	0
Johnny Gaudreau	11	31	42	1	17	18	0	0	0	40	5	29	34	-8	41	7	19	26	-19
Brendan Gaunce	2	2	4	0	0	0	0	0	0	12	2	0	2	-3	12	0	2	2	-4
Erik Gudbranson	6	19	25	0	0	0	0	1	1	39	4	8	12	-2	39	2	12	14	-12
Boone Jenner	16	10	26	5	3	8	1	0	1	27	12	7	19	-1	31	10	6	16	-7
David Jiricek *	1	9	10	0	0	0	0	0	0	24	1	4	5	-4	19	0	5	5	0
Kent Johnson	6	10	16	0	0	0	0	0	0	22	2	3	5	-5	20	4	7	11	3
Sean Kuraly	9	8	17	0	0	0	0	1	1	30	1	5	6	-6	32	8	4	12	1
Patrik Laine	5	2	7	1	1	2	0	0	0	11	4	3	7	-10	7	2	0	2	0
James Malatesta *	2	2	4	0	0	0	0	0	0	5	1	1	2	1	6	1	1	2	-2
Kirill Marchenko	14	15	29	9	4	13	0	0	0	40	13	15	28	4	38	10	4	14	-9
Carson Meyer	1	1	2	0	0	0	0	0	0	7	0	1	1	0	7	1	0	1	-2
Alex Nylander	9	4	13	2	0	2	0	0	0	13	11	3	14	6	10	0	1	1	-7
Mathieu Olivier	4	7	11	0	0	0	1	0	1	25	3	3	6	1	29	2	4	6	-5
Andrew Peeke +	1	6	7	0	0	0	0	1	1	13	0	3	3	-1	10	1	4	5	-1
Ivan Provorov	5	20	25	0	7	7	0	0	0	41	4	16	20	6	41	1	11	12	-17
Mikael Pyhtia *	0	2	2	0	0	0	0	0	0	8	0	2	2	-2	9	0	0	0	-3
Eric Robinson +	1	0	1	0	0	0	0	0	0	5	0	0	0	-3	2	1	0	1	0
Jack Roslovic +	5	14	19	0	3	3	1	0	1	19	2	6	8	-3	21	4	11	15	-6
Damon Severson	9	14	23	0	3	3	0	2	2	32	4	6	10	1	35	5	13	18	-11
Cole Sillinger	12	18	30	1	0	1	0	1	1	38	9	9	18	0	39	4	10	14	-4
Alexandre Texier	10	16	26	0	2	2	2	0	2	39	4	8	12	-6	39	8	10	18	1
Dmitri Voronkov *	12	14	26	6	2	8	0	0	0	35	11	12	23	4	40	7	4	11	-10
Zach Werenski	9	36	45	2	10	12	0	0	0	33	6	22	28	1	37	5	24	29	-1

GOALTENDER	HOME				ROAD				TOTAL			
	GP	REC	GAA	SV%	GP	REC	GAA	SV%	GP	REC	GAA	SV%
Jet Greaves *	5	3-2-0	2.37	.939	4	0-4-0	4.79	.870	9	3-6-0	3.49	.908
Spencer Martin +	8	3-4-0	3.16	.902	5	0-4-1	4.35	.864	13	3-8-1	3.65	.887
Elvis Merzlikins	19	7-7-4	3.02	.911	22	6-10-4	3.85	.884	41	13-17-8	3.45	.897
Malcolm Subban	0	0-0-0	0.00	.000	1	0-1-1	3.00	.914	1	0-1-0	3.00	.914
Daniil Tarasov *	12	4-6-1	3.24	.914	12	4-5-2	3.13	.902	24	8-11-3	3.18	.908

+ Traded or Claimed Player * Rookie

2023-24 SEASON

TIME ON ICE/FACE-OFF REPORT



TIME ON ICE

PLAYER	GP	TOTAL		EVEN STRENGTH		POWER PLAY		SHORTHANDED		SHIFTS		
		TOI	TOI/G	TOI	TOI/G	TOI	TOI/G	TOI	TOI/G	SHIFTS	TOI/S	SFT/G
Ivan Provorov	82	1,817:19	22:10	1,463:16	17:51	123:48	1:31	230:15	2:48	1,969	0:55	24
Zach Werenski	70	1,711:36	24:27	1,427:58	20:24	190:46	2:44	92:52	1:20	1,748	0:59	25
Erik Gudbranson	78	1,533:29	19:40	1,298:41	16:39	3:06	0:02	231:42	2:58	1,738	0:53	22.3
Johnny Gaudreau	81	1,523:51	18:49	1,286:36	15:53	237:07	2:56	0:08	0:00	1,675	0:55	20.7
Damon Severson	67	1,416:53	21:09	1,256:29	18:45	75:21	1:07	85:03	1:16	1,580	0:54	23.6
Kirill Marchenko	78	1,280:17	16:25	1,083:14	13:53	190:57	2:27	6:06	0:05	1,514	0:51	19.4
Cole Sillinger	77	1,241:12	16:07	1,024:22	13:18	60:59	0:48	155:51	2:01	1,602	0:46	20.8
Alexandre Texier	78	1,184:06	15:11	1,015:47	13:01	30:35	0:24	137:44	1:46	1,509	0:47	19.3
Jake Bean	72	1,175:33	16:20	1,094:06	15:12	3:17	0:03	78:10	1:05	1,393	0:51	19.3
Boone Jenner	58	1,165:34	20:06	906:44	15:38	159:20	2:45	99:30	1:43	1,356	0:52	23.4
Justin Danforth	71	1,013:26	14:16	893:07	12:35	34:30	0:29	85:49	1:13	1,286	0:47	18.1
Dmitri Voronkov *	75	1,009:16	13:27	860:18	11:28	148:20	1:59	0:38	0:01	1,379	0:44	18.4
Sean Kuraly	62	851:35	13:44	722:45	11:39	3:17	0:03	125:33	2:02	1,114	0:46	18
Yegor Chinakhov	53	803:53	15:10	685:43	12:56	99:56	1:53	18:14	0:21	1,021	0:47	19.3
Adam Fantilli *	49	769:48	15:43	657:29	13:25	111:18	2:16	1:01	0:01	897	0:51	18.3
Jack Roslovic +	40	662:05	16:33	578:38	14:28	35:00	0:53	48:27	1:13	825	0:48	20.6
Adam Boqvist	35	639:55	18:17	564:57	16:08	72:41	2:05	2:17	0:04	720	0:53	20.6
David Jiricek *	43	627:42	14:36	620:27	14:26	0:26	0:01	6:49	0:10	776	0:49	18
Mathieu Olivier	54	609:14	11:17	579:18	10:44	1:55	0:02	28:01	0:31	792	0:46	14.7
Kent Johnson	42	568:45	13:33	478:07	11:23	90:38	2:09	0:00	0:00	717	0:48	17.1
Emil Bemstrom +	32	413:12	12:55	358:35	11:12	53:35	1:40	1:02	0:02	526	0:47	16.4
Alex Nylander	23	385:36	16:46	339:04	14:45	46:30	2:01	0:02	0:00	439	0:53	19.1
Andrew Peeke +	23	359:03	15:37	323:40	14:04	0:00	0:00	35:23	1:32	430	0:50	18.7
Brendan Gaunce	24	281:53	11:45	267:08	11:08	1:32	0:04	13:13	0:33	368	0:46	15.3
Patrik Laine	18	273:56	15:13	222:02	12:20	51:39	2:52	0:15	0:01	310	0:53	17.2
Mikael Pyhtia *	17	223:37	13:09	200:08	11:46	1:46	0:06	21:43	1:17	286	0:47	16.8
Nick Blankenburg	12	194:35	16:13	189:51	15:49	0:02	0:00	4:42	0:24	247	0:47	20.6
Jake Christiansen	12	158:38	13:13	157:28	13:07	1:10	0:06	0:00	0:00	180	0:53	15
Carson Meyer	14	127:42	9:07	127:30	9:06	0:11	0:01	0:01	0:00	158	0:48	11.3
Trey Fix-Wolansky	11	120:52	10:59	114:38	10:25	6:14	0:34	0:00	0:00	162	0:45	14.7
James Malatesta *	11	112:23	10:13	108:02	9:49	4:21	0:24	0:00	0:00	136	0:50	12.4
Eric Robinson +	7	92:43	13:15	81:48	11:41	0:23	0:03	10:32	1:30	133	0:42	19
Tyler Angle *	2	16:40	8:20	16:27	8:14	0:11	0:06	0:02	0:01	24	0:42	12
Gavin Brindley *	1	12:20	12:20	10:51	10:51	1:29	1:29	0:00	0:00	14	0:53	14
Luca Del Bel Belluz *	1	9:35	9:35	9:35	9:35	0:00	0:00	0:00	0:00	14	0:41	14
Liam Foudy +	1	7:56	7:56	7:56	7:56	0:00	0:00	0:00	0:00	12	0:40	12
Cameron Butler *	1	0:54	0:54	0:54	0:54	0:00	0:00	0:00	0:00	1	0:54	1

FACE-OFF REPORT

PLAYER	GP	EVEN STRENGTH			POWER PLAY			SHORTHANDED			TOTAL FACEOFFS			
		W	L	FO%	W	L	FO%	W	L	FO%	W	L	TOTAL	FO%
Boone Jenner	58	461	378	54.9	87	70	55.4	56	61	47.9	604	509	1,113	54.3
Cole Sillinger	77	400	443	47.4	22	30	42.3	28	49	36.4	450	522	972	46.3
Dmitri Voronkov	75	239	330	42.0	38	50	43.2	0	0	-	277	380	657	42.2
Sean Kuraly	62	221	228	49.2	3	0	100.0	48	65	42.5	272	293	565	48.1
Justin Danforth	71	149	142	51.2	2	3	40.0	22	39	36.1	173	184	357	48.5
Adam Fantilli *	49	155	203	43.3	16	16	50.0	0	2	0.0	171	221	392	43.6
Brendan Gaunce	24	92	78	54.1	1	1	50.0	5	5	50.0	98	84	182	53.9
Jack Roslovic +	40	39	49	44.3	4	6	40.0	1	6	14.3	44	61	105	41.9
Patrik Laine	18	23	46	33.3	7	3	70.0	0	0	-	30	49	79	38.0
Kirill Marchenko	78	21	45	31.8	5	7	41.7	0	1	0.0	26	53	79	32.9
Kent Johnson	42	5	8	38.5	3	4	42.9	0	0	-	8	12	20	40.0
Emil Bemstrom +	32	5	7	41.7	1	0	100.0	0	0	-	6	7	13	46.2
Alex Nylander	23	5	6	45.5	1	4	20.0	0	0	-	6	10	16	37.5
Alexandre Texier	78	4	9	30.8	0	0	-	2	4	33.3	6	13	19	31.6
Luca Del Bel Belluz *	1	4	6	40.0	0	0	-	0	0	-	4	6	10	40.0
Mathieu Olivier	54	4	12	25.0	0	0	-	0	0	-	4	12	16	25.0
Tyler Angle *	2	3	5	37.5	0	1	0.0	0	0	-	3	6	9	33.3
Mikael Pyhtia *	17	1	3	25.0	0	0	-	0	0	-	1	3	4	25.0
Yegor Chinakhov	53	1	11	8.3	0	2	0.0	0	0	-	1	13	14	7.1
Johnny Gaudreau	81	0	1	0.0	0	0	-	0	0	-	0	1	1	0.0
Trey Fix-Wolansky	11	0	0	-	0	1	0.0	0	0	-	0	1	1	0.0
James Malatesta *	11	0	1	0.0	0	0	-	0	0	-	0	1	1	0.0

+ Traded or Claimed Player * Rookie



TEAM BY PERIOD

SCORING	1ST	2ND	3RD	OT	TOT	AVG
COLUMBUS	80	81	70	3	234	2.9
Opponents	76	95	117	10	298	3.6

SHOTS	1ST	2ND	3RD	OT	TOT	AVG
COLUMBUS	802	819	806	31	2,458	30.0
Opponents	886	940	958	38	2,822	34.4

MISCELLANEOUS RECORDS

One-Goal Games	9-8-12
Two-Goal Games	7-13
Three or More-Goal Games	11-22

RECORD VS. NHL

vs. Metropolitan Division:	7-16-3
vs. Atlantic Division:	6-13-5
VS. EASTERN CONFERENCE:	13-29-8
vs. Central Division:	6-9-1
vs. Pacific Division:	8-5-3
VS. WESTERN CONFERENCE:	14-14-4

RECORD BY MONTH

MONTH	REC	PTS
October	3-4-2	8
November	4-9-2	10
December	5-5-4	14
January	4-6-2	10
February	3-6-0	6
March	5-8-2	12
April	3-5-0	6
TOTALS	27-43-12	66

RECORD BY DAY

DAY	REC	PTS
Monday	4-2-1	9
Tuesday	3-10-3	9
Wednesday	2-2-1	5
Thursday	5-8-3	13
Friday	5-3-0	10
Saturday	7-11-3	17
Sunday	1-7-1	3
TOTALS	27-43-12	66

BLUE JACKETS RECORD WHEN...

PLAYING BACK-TO-BACK GAMES

	OVERALL	HOME	AWAY
First Game:	5-7-1	5-0-0	0-7-1
Second Game:	4-7-2	2-2-0	2-5-2

SCORING (INCLUDES SO GOALS)

One Goal or Less	1-18-0	0-8-0	1-10-0
Two Goals or Less	2-33-4	0-16-3	2-17-1
Three Goals	2-7-6	1-2-2	1-5-4
Four Goals or More	23-33-2	16-1-0	7-2-2

ALLOWING (INCLUDES SO GOALS)

One Goal or Less	4-0-0	2-0-0	2-0-0
Two Goals or Less	15-4-0	10-3-0	5-1-0
Three Goals	7-6-4	6-1-3	1-5-1
Four Goals or More	5-33-8	1-15-2	4-18-6

In Overtime	6-10-2	3-4-1	3-6-1
In Shootout	3-2	2-1	1-1

Scoring a PP Goal	13-8-8	9-6-4	4-2-4
Shut Out on the PP	14-35-4	8-13-1	6-22-3
Allowing a PP Goal	9-27-5	6-9-2	3-13-3
Killing All SH Situations	18-16-7	11-10-3	7-6-4

Scoring First Goal	20-15-10	13-6-4	7-9-6
Allowing First Goal	7-28-2	4-13-1	3-15-1

Leading After 1st Period	17-6-6	10-3-3	7-3-3
Tied After 1st Period	7-17-4	5-7-1	2-10-3
Trailing After 1st Period	3-20-2	2-9-1	1-11-1

Leading After 2nd Period	18-1-7	13-0-2	5-1-5
Tied After 2nd Period	4-12-4	0-6-2	4-6-2
Trailing After 2nd Period	5-10-1	4-13-1	1-17-0

Leading in Shots	11-11-4	5-2-2	6-9-2
Trailing in Shots	16-29-7	12-15-2	4-14-5
Shots Are Tied	0-3-1	0-2-1	0-1-0



STATISTICAL BREAKDOWN

HAT TRICKS FOR - 4

GOALS	PLAYER	DATE	OPPONENT	OPPOSING GOALTENDER	RESULT
3	Boone Jenner *	Oct. 14, 2023	vs. NY Rangers	Igor Shesterkin	5-3, W
3	Kirill Marchenko *	Dec. 19, 2023	at Buffalo	Devon Levi-2 & Ukko-Pekka Luukkonen-1	9-4, W
3	Cole Sillinger	Jan. 6, 2024	vs. Minnesota	Marc-Andre Fleury	3-4, OTL
3	Alex Nylander	Mar. 4, 2024	vs. Vegas	Adin Hill (2, EN)	6-3, W

HAT TRICKS AGAINST - 6

GOALS	PLAYER	DATE	OPPONENT	CBJ GOALTENDER	RESULT
3	Sidney Crosby	Nov. 14, 2023	vs. Pittsburgh	Elvis Merzlikins (2, EN)	3-5, L
3	Brad Marchand *	Dec. 3, 2023	at Boston	Spencer Martin	1-3, L
3	Jack Hughes	Dec. 16, 2023	vs. New Jersey	Daniil Tarasov (2, EN)	3-6, L
3	Brock Boeser	Jan. 27, 2024	at Vancouver	Elvis Merzlikins	4-5, OTL
3	Brady Tkachuk	Feb. 13, 2024	at Ottawa	Daniil Tarasov	3-6, L
3	Steven Stamkos	Apr. 9, 2024	at Tampa Bay	Jet Greaves (2, EN)	2-5, L

EXTRA ATTACKER GOALS FOR - 6

DATE	OPPONENT	GOAL SCORER	ASSIST	TIME	PERIOD	RESULT
Oct. 12, 2023	vs. Philadelphia	Patrik Laine	K. Marchenko, B. Jenner	19:16	3rd	2-4, L
Oct. 30, 2023	at Dallas	Sean Kuraly	I. Provorov, M. Olivier	17:10	3rd	3-5, L
Nov. 16, 2023	vs. Arizona	Damon Severson	Z. Werenski, A. Texier	18:03	3rd	2-3, L
Nov. 18, 2023	at Washington	Johnny Gaudreau	B. Jenner, D. Severson	3:27	2nd	3-4, L
Dec. 10, 2023	vs. Florida	Dmitri Voronkov	P. Laine, Z. Werenski	16:11	3rd	2-5, L
Dec. 16, 2023	vs. New Jersey	Alexandre Texier	A. Fantilli, D. Jiricek	18:57	3rd	3-6, L

EXTRA ATTACKER GOALS AGAINST - 9

DATE	OPPONENT	GOAL SCORER	ASSIST	TIME	PERIOD	RESULT
Oct. 14, 2023	vs. NY Rangers	Chris Kreider (PP)	A. Panarin, A. Fox	19:24	3rd	5-3, W
Nov. 6, 2023	at Florida	Nick Cousins		19:03	3rd	4-5, OTL
Nov. 12, 2023	at NY Rangers	Alexis Lafreniere	C. Kreider, A. Panarin	19:49	3rd	3-4, SOL
Dec. 8, 2023	vs. St. Louis	Robert Thomas	B. Schenn, T. Krug	17:38	3rd	5-2, W
Dec. 14, 2023	at Toronto	Auston Matthews	W. Nylander, M. Marner	18:45	3rd	6-5, OTW
Dec. 14, 2023	at Toronto	Auston Matthews	M. Marner, J. Tavares	19:15	3rd	6-5, OTW
Dec. 27, 2023	at New Jersey	Luke Hughes	J. Hughes, D. Mercer	18:35	3rd	3-4, OTL
Jan. 6, 2024	vs. Minnesota	Marcus Johansson	R. Hartman	18:28	3rd	3-4, OTL
Mar. 19, 2024	at Detroit	Lucas Raymond	P. Kane, S. Gostisbehere	19:47	3rd	3-4, OTL

SPECIAL TEAMS

POWER PLAY	PPG	ATT	PCT	RANK
Overall:	32	212	15.1	31st
Home:	20	110	18.2	25th
Road:	12	102	11.8	31st
6 shorthanded goals against				9th

PENALTY KILLING	GA	ATT	PCT	RANK
Overall:	56	236	76.3	26th
Home:	22	114	80.7	15.7th
Road:	34	122	72.1	31st
5 shorthanded goals scored				24th

PENALTIES

GP	PIM	AVG	RANK
82	670	8.2	9th

SITUATIONAL SCORING

	GF	GA
5 on 5	175	196
5 on 4	29	7
5 on 3	2	0
4 on 4	4	4
4 on 3	1	0
3 on 3	3	9
3 on 4	0	2
3 on 5	0	0
4 on 5	4	53
Empty Net	11	19
Penalty Shots	0	0
TOTALS	234	298

* Natural Hat Trick

SHUTOUTS BY BLUE JACKETS - 1

DATE	OPPONENT	GOALTENDER	SV/SCORE
Jan. 30, 2024	at St. Louis	Elvis Merzlikins	21/1-0, W

SHUTOUTS BY OPPONENTS - 6

DATE	OPPONENT	GOALTENDER	SV/SCORE
Oct. 16, 2023	vs. Detroit	James Reimer	23/0-4, L
Oct. 28, 2023	vs. NY Islanders	Semyon Varlamov	34/0-2, L
Jan. 9, 2024	at Winnipeg	Connor Hellebuyck	23/0-5, L
Mar. 12, 2024	at Montreal	Cayden Primeau	41/0-3, L
Apr. 7, 2024	at Carolina	Frederik Andersen	23/0-3, L
Apr. 11, 2024	at Florida	Sergei Bobrovsky	25/0-4, L

2023-24 SEASON



TEAM SCORING	2023-24 SEASON		FRANCHISE RECORD	
Most goals – game:	9	Dec. 19 at BUF	10	Nov. 4, 2016 vs. MTL
Most goals – period:	4	3x, MR: 2nd period, Jan. 27 at VAN	5	3x, MR: 3rd period, Dec. 31, 2018 vs. OTT
Most goals allowed – game:	7	2x, MR: Jan. 13 vs. SEA	10	Mar. 30, 2002 at SJS
Most goals allowed – period:	5	3rd period, Dec. 14 at TOR	6	2x, MR: 1st period, Dec. 7, 2022 vs. BUF
Fewest goals – game:	0	6x, MR: Apr. 11 at FLA	0	148x, MR: Apr. 11, 2024 at FLA
Fewest goals allowed – game:	0	Jan. 30 at STL	0	108x, MR: Jan. 30, 2024 at STL
Most power play goals – game:	2	3x, MR: Mar. 26 at ARI	5	Dec. 10, 2006 vs. OTT
Most power play goals allowed – game:	3	Jan. 27 at VAN	5	3x, MR: Jan. 6, 2007 at SJS
Most power play attempts – game:	7	Oct. 24 vs. ANA	13	2x, MR: Jan. 24, 2004 vs. CHI
Most power play attempts allowed – game:	6	Dec. 3 at BOS	12	2x, MR: Oct. 26, 2005 vs. NSH
<i>Most shorthanded goals – game:</i>	<i>1</i>	<i>5x, MR: Mar. 30 vs. PIT</i>	<i>2</i>	<i>5x, MR: Dec. 31, 2022 vs. CHI</i>
<i>Most shorthanded goals allowed – game:</i>	<i>2</i>	<i>Mar. 26 at ARI</i>	<i>2</i>	<i>13x, MR: Mar. 26, 2024 at ARI</i>
Best PP efficiency (multiple attempts):	2-of-2	Dec. 1 vs. OTT	2-of-2	8x, MR: Dec. 1, 2023 vs. OTT
Best PK efficiency:	4-of-4	7x, MR: Apr. 1 vs. COL	9-of-9	3x, MR: Mar. 12, 2011 at CAR
Largest margin of victory:	5	Dec. 19 at BUF	10	Nov. 4, 2016 vs. MTL
Largest margin of defeat:	5	3x, MR: Mar. 22, 2024 at COL	8	3x, MR: Nov. 11, 2009 vs. DET
SHOTS				
Most shots – game:	54	Oct. 21 at MIN	60	Dec. 3, 2016 at ARI
Most shots – period:	25	2nd period, Jan. 15 vs. VAN	26	2x, MR: 1st period, Feb. 13, 2018 at NYI
Most shots – overtime period:	4	3x, MR: Jan. 15 vs. VAN	10	Dec. 3, 2016 at ARI
Most shots allowed – game:	49	Mar. 9 vs. NSH	62	Jan. 26, 2022 vs. CGY
Most shots allowed – period:	24	3rd period, Dec. 8 vs. STL	27	1st period, Mar. 26, 2016 at NSH
Most shots allowed – overtime period:	6	Dec. 21 vs. WSH	11	Jan. 11, 2004 at ANA
Fewest shots – game:	19	Dec. 10 vs. FLA	10	Apr. 1, 2003 at PHI
Fewest shots – period:	2	3rd period, Oct. 14 vs. NYR	0	2nd period, Nov. 5, 2015 at LAK
Fewest shots – overtime period:	0	3x, MR: Dec. 30 at BUF	0	54x, MR: Dec. 30, 2023 at BUF
Fewest shots allowed – game:	21	Jan. 30 at STL	13	Feb. 21, 2009 vs. ANA
Fewest shots allowed – period:	4	5x, MR: 3rd period, Feb. 28 at NYR	0	3x, MR: Mar. 18, 2014 vs. CAR
Fewest shots allowed – overtime period:	0	Dec. 29 vs. TOR	0	50x, MR: Dec. 29, 2023 vs. TOR
PENALTIES				
Most penalties – game:	8	Oct. 26 at MTL	21	Jan. 11, 2006 vs. PIT
Most penalties – period:	7	3rd period, Dec. 10 vs. FLA	13	3rd period, Feb. 7, 2006 at VAN
Most penalty minutes – game:	39	Dec. 10 vs. FLA	70	Feb. 21, 2003 at SJS
Most penalty minutes – period:	39	3rd period, Dec. 10 vs. FLA	52	2nd period, Mar. 26, 2009 vs. CGY
Fewest penalties – game:	1	5x, MR: Apr. 6 vs. PHI	0	19x, MR: Dec. 19, 2022 vs. DAL
Fewest penalty minutes – game:	2	4x, MR: Mar. 4 vs. VGK	0	19x, MR: Dec. 19, 2022 vs. DAL
STREAKS				
Longest winning streak – overall:	2	4x, MR: Mar. 30-Apr. 1	16	Nov. 29, 2016-Jan. 3, 2017
Longest winning streak – home:	2	4x, MR: Apr. 6-16	8	2x, MR: Feb. 24-Mar. 22, 2018
Longest winning streak – road:	2	Dec. 14-19	8	2x, MR: Dec. 1-31, 2016
Longest unbeaten streak (pt. earned):	4	Oct. 20-26 (2-0-2)	18	Nov. 25, 2016-Jan. 3, 2017 (17-0-1)
Longest unbeaten streak (pt. earned) - home:	3	Dec. 1-8 (2-0-1)	12	Feb. 11-Mar. 31, 2013 (9-0-3)
Longest unbeaten streak (pt. earned) – road:	5	Dec. 14-Jan. 4 (3-0-2)	11	Nov. 20-Dec. 31, 2016 (10-0-1)
Longest regulation losing streak – overall:	4	2x, MR: Mar. 22-28	8	3x, MR: Oct. 9-Oct. 22, 2015
Longest regulation losing streak – home:	3	2x, MR: Jan. 19-Feb. 23	6	2x, MR: Oct. 9-Nov. 10, 2015
Longest regulation losing streak – road:	8	Mar. 22-Apr. 13	10	Dec. 6, 2022-Jan. 10, 2023
Longest streak without a win – overall:	9	Nov. 4-19 (0-7-2)	9	5x, MR: Nov. 4-19, 2023 (0-7-2)
Longest streak without a win – home:	4	Dec. 10-23 (0-3-1)	8	2x, MR: Dec. 4-31, 2003 (0-6-1-1)
Longest streak without a win – road:	11	2x, MR: Mar. 5-Apr. 13 (0-10-1)	14	Oct. 9-Dec. 23, 2003 (0-11-1-2)

Bold indicates team record set in 2023-24
Bold italics indicates tied team record in 2023-24



INDIVIDUAL HIGHS & LOWS

INDIVIDUAL	2023-24 SEASON		FRANCHISE RECORD	
Most goals – game:	3	4x, MR: A. Nylander, Mar. 4 vs. VGK	4	G. Sanderson, Mar. 29, 2003 at CGY
Most assists – game:	4	Z. Werenski, Nov. 22 vs. CHI	5	2x, MR: A. Panarin, Dec. 8, 2017 at NJD
Most points – game:	4	2x, MR: Z. Werenski, Apr. 16 vs. CAR	5	6x, MR: J. Gaudreau, Mar. 14, 2023 at SJS
Most goals – period:	2	11x, MR: Z. Werenski, 3rd period, Apr. 6 vs. PHI	3	4x, MR: E. Bemstrom, 3rd period, May 3, 2021 vs. NSH
Most assists – period:	2	16x, MR: E. Gudbranson, 2nd period, Apr. 1 vs. COL	3	15x, MR: J. Gaudreau, 2nd period, Mar. 14, 2023 at SJS
Most points – period:	3	J. Gaudreau, 1st period, Dec. 19 at BUF	3	50x, MR: J. Gaudreau, 1st period, Dec. 19, 2023 at BUF
Most power play goals – game:	2	E. Bemstrom, Oct. 26 at MTL	3	B. Berard, Jan. 9, 2006 at PHX
Most shorthanded goals – game:	1	5x, MR: M. Olivier, Mar. 30 vs. PIT	2	G. Nyquist, Dec. 31, 2022 vs. CHI
Most shots on goal – game:	10	A. Fantilli, Nov. 16 vs. ARI	10	14x, MR: A. Fantilli, Nov. 16, 2023 vs. ARI
Most shots on goal – period:	7	D. Voronkov, 2nd period, Jan. 15 vs. VAN	7	3x, MR: D. Voronkov, 2nd period, Jan. 15, 2024 vs. VAN
Highest Plus/Minus:	+5	3x, MR: Z. Werenski, Apr. 16 vs. CAR	+6	A. Wennberg, Mar. 27, 2018 at EDM
Lowest Plus/Minus:	-4	4x, MR: Z. Werenski, Mar. 17 vs. WPG	-6	A. Peeke, Apr. 1, 2023 vs. FLA
Most penalty minutes – game:	29	E. Gudbranson, Dec. 10 vs. FLA	31	D. Westcott, Apr. 13, 2006 vs. STL
Most penalty minutes – period:	29	E. Gudbranson, 3rd period, Dec. 10 vs. FLA	31	D. Westcott, 2nd period, Apr. 13, 2006 vs. STL
Most ice time – forward (regulation game):	26:42	B. Jenner, Feb. 13 at OTT	27:19	R. Whitney, Oct. 14, 2002 vs. PHX
Most ice time – def. (regulation game):	30:26	Z. Werenski, Dec. 3 at BOS	34:59	J. Johnson, Feb. 2, 2013 vs. DET
Most ice time – forward (overtime game):	25:20	B. Jenner, Oct. 24 vs. ANA	27:43	D. Vyborny, Dec. 8, 2005 vs. NYI
Most ice time – def. (overtime game):	29:05	Z. Werenski, Dec. 14 at TOR	33:18	D. Quint, Nov. 21, 2001 vs. Detroit
Longest point scoring streak:	6	2x, MR: J. Gaudreau, Jan. 27-Feb. 17	13	R. Johansen, Dec. 18, 2014 - Jan. 17, 2015
Longest goal-scoring streak:	4	Y. Chinakhov, Dec. 8-16	7	2x, MR: C. Atkinson, Nov. 10-24, 2018 (9G)
Longest assist-scoring streak:	6	J. Gaudreau, Jan. 27-Feb. 17	8	R. Umberger, Nov. 10-26, 2010 (8A)
Most saves by a goalie – game:	47	D. Tarasov, Mar. 9 vs. NSH	56	E. Merzlikins, Jan. 26, 2022 vs. CGY
Most saves by a goalie – period:	23	J. Greaves, 3rd period, Dec. 8 vs. STL	25	2x, MR: S. Bobrovsky, 3rd period, Nov. 1, 2018 at SJS

MISCELLANEOUS

Fastest goal to start – game:	0:15	B. Jenner, Mar. 14 vs. OTT	0:10	2x, MR: C. Atkinson, Mar. 28, 2013 at EDM
Fastest goal to start allowed – game:	0:17	A. Svechnikov, Apr. 7 at CAR	0:08	2x, MR: A. Laaksonen, Feb. 10, 2006 vs. COL
Fastest goal to start – period:	0:13	K. Marchenko, 3rd period, Nov. 26 at CAR	0:09	P. Laine, 2nd period, Feb. 17, 2022 at CHI
Fastest goal to start allowed – period:	0:17	A. Svechnikov, 1st period, Apr. 7 at CAR	0:07	J. Bratt, 2nd period, Feb. 14, 2023 vs. NJD
Fastest two goals:	0:18	K. Marchenko 7:37 (2nd) & K. Marchenko 7:55 (2nd), Dec. 19 at BUF	0:08	2x, MR: V. Prospal 5:37 (3rd) & M. Letestu 5:45 (3rd), Feb. 11, 2013 vs. SJS
Fastest two goals against:	0:16	A. Cirelli 5:40 (3rd) & S. Stamkos 5:56 (3rd), Apr. 9 at TBL	0:05	T. Holmstrom 10:44 (2nd) & P. Datsyuk 10:49 (2nd) Nov. 24, 2007 vs. DET
Fastest three goals:	1:15	K. Marchenko 7:37 (2nd), K. Marchenko 7:55 (2nd) & E. Gudbranson 8:52 (2nd), Dec. 19 at BUF	0:46	P. Laine 15:34 (2nd), O. Bjorkstrand 15:59 (2nd) & J. Danforth 16:20 (2nd), Mar. 4, 2022 vs. LAK
Fastest three goals against:	3:31	M. McTavish 16:05 (2nd), M. McTavish 18:49 (2nd) & A. Killorn 19:36 (2nd), Feb. 21 at ANA	1:03	C. Kreider 7:39 (2nd), A. Panarin 8:15 (2nd) & J. Trouba 8:41 (2nd), Nov. 13, 2021 vs. NYR

Bold indicates individual record set in 2023-24
Bold italics indicates tied individual record in 2023-24

INJURY REPORT & TRANSACTIONS



The Blue Jackets lost 327 man games due to injury in 2023-24, the seventh-highest total in a season in club history... The man games missed totals for the club's previous seasons were – **2022-23:** 563; **2021-22:** 371; **2020-21:** 167; **2019-20:** 419; **2018-19:** 88; **2017-18:** 224; **2016-17:** 210; **2015-16:** 298; **2014-15:** 508; **2013-14:** 297; **2012-13:** 137; **2011-12:** 411; **2010-11:** 244; **2009-10:** 275; **2008-09:** 343; **2007-08:** 233; **2006-07:** 290; **2005-06:** 289; **2003-04:** 213; **2002-03:** 199; **2001-02:** 155 and **2000-01:** 176.

PLAYER	INJURY	DATE OF INJURY/FIRST GAME MISSED	FIRST GAME BACK FROM INJURY	GAMES MISSED
Jake Bean	Broken Hand	Apr. 6 vs. Philadelphia		6
Nick Blankenburg	Upper Body	Dec. 21 vs. Washington	Jan. 23 at Edmonton (assigned prior)	12
Adam Boqvist	Shoulder Strain	Dec. 7 at NY Islanders	Jan. 6 vs. Minnesota	13
	Upper Body	Jan. 27 at Vancouver	Feb. 10 vs. Tampa Bay	3
	Upper Body	Mar. 16 vs. San Jose		16
Yegor Chinakhov	Back Strain	Oct. 12 vs. Philadelphia	Oct. 26 at Montreal (assigned prior)	6
	Upper Body	Feb. 13 at Ottawa	Feb. 17 at San Jose	1
	Upper Body	Mar. 14 vs. Ottawa		17
Justin Danforth	Concussion	Mar. 9 vs. Nashville	Apr. 1 vs. Colorado	11
Jordan Dumais	Upper Body	Oct. 12 vs. Philadelphia	Oct. 20 vs. Calgary (assigned prior)	...
Adam Fantilli	Leg	Jan. 30 at St. Louis		33
Johnny Gaudreau	Illness	Apr. 4 vs. NY Islanders	Apr. 6 vs. Philadelphia	1
Brendan Gaunce	Upper Body	Apr. 13 at Nashville		2
Erik Gudbranson	Illness	Dec. 5 vs. Los Angeles	Dec. 10 vs. Florida	3
Boone Jenner	Fractured Jaw	Dec. 10 vs. Florida	Jan. 19 vs. New Jersey	15
	Illness	Mar. 30 vs. Pittsburgh	Apr. 4 vs. NY Islanders	2
Kent Johnson	Shoulder	Feb. 29 vs. Carolina		24
Sean Kuraly	Abdominal	Dec. 27 at New Jersey	Jan. 15 vs. Vancouver	8
	Lower Body	Mar. 14 vs. Ottawa	Apr. 7 at Carolina	12
Patrik Laine	Upper Body	Oct. 21 at Minnesota	Nov. 11 at Detroit	9
	Illness	Dec. 5 vs. Los Angeles	Dec. 10 vs. Florida	3
	Fractured Clavicle	Dec. 16 vs. New Jersey	Jan. 28 at Seattle (entered NHL/NHLPA Player Assistance Program)	17
Kirill Marchenko	Illness	Mar. 12 at Montreal	Mar. 14 vs. Ottawa	1
Elvis Merzlikins	Illness	Oct. 16 vs. Detroit	Oct. 20 vs. Calgary (backup)	1
	Illness	Dec. 7 at NY Islanders	Dec. 14 at Toronto	3
	Illness	Dec. 30 at Buffalo	Jan. 2 vs. Boston	1
	Upper Body	Mar. 4 vs. Vegas	Mar. 7 vs. Edmonton (backup)	2
	Lower Body	Apr. 1 vs. Colorado	Apr. 16 vs. Carolina (backup)	7
Carson Meyer	Upper Body	Apr. 11 at Florida		3
Alex Nylander	Upper Body	Mar. 26 at Arizona	Mar. 30 vs. Pittsburgh	2
	Lower Body	Apr. 9 at Tampa Bay	Apr. 11 at Florida	1
Mathieu Olivier	Leg	Oct. 12 vs. Philadelphia	Oct. 14 vs. NY Rangers	1
Jack Roslovic	Fractured Ankle	Nov. 14 vs. Pittsburgh	Dec. 29 vs. Toronto	21
Damon Severson	Oblique	Nov. 22 vs. Chicago	Dec. 23 vs. Toronto	15
Cole Sillinger	Upper Body	Dec. 1 vs. Ottawa	Dec. 10 vs. Florida	5
Daniil Tarasov	Knee	Oct. 12 vs. Philadelphia	Dec. 14 at Toronto	29
	Upper Body	Apr. 6 vs. Philadelphia		6
Alexandre Texier	Illness	Nov. 22 vs. Chicago	Nov. 26 at Carolina	2
Dmitri Voronkov	Illness	Apr. 16 vs. Carolina		1
Zach Werenski	Quad Contusion	Oct. 14 vs. NY Rangers	Oct. 20 vs. Calgary	2
	Ankle	Dec. 29 vs. Toronto	Jan. 25 at Calgary	10

TOTAL MAN GAMES MISSED: 327

2023-24 TRANSACTIONS

DATE	TRANSACTION	DATE	TRANSACTION
Oct. 6, 2023	Loaned G Jet Greaves, LW James Malatesta and C Hunter McKown to Cleveland (AHL), placed D Marcus Bjork, D Jake Christiansen, C Josh Dunne, C Brendan Gaunce and RW Carson Meyer on waivers for purpose of assigning to Cleveland (AHL); Returned LW Justin Pearson to Cleveland (AHL); Released C Stefan Matteau from tryout contract.	Oct. 11, 2023	Signed RW Justin Danforth to a one-year contract extension through the 2024-25 NHL season.
Oct. 7, 2023	Placed LW Trey Fix-Wolansky on waivers for the purpose of assigning to Cleveland (AHL); Assigned D Marcus Bjork, D Jake Christiansen, D Billy Sweezey, C Josh Dunne, C Brendan Gaunce and LW Carson Meyer to Cleveland (AHL).	Oct. 13, 2023	Placed D Zach Werenski on Injured Reserve and recalled D David Jiricek from Cleveland (AHL)
Oct. 9, 2023	Placed RW Yegor Chinakhov, RW Jordan Dumais and G Daniil Tarasov on the Injured/Non-Roster List and RW Mathieu Olivier on Injured Reserve; Loaned D Nick Blankenburg, D David Jiricek and LW Dmitri Voronkov to Cleveland (AHL) and loaned D Denton Mateychuk to Moose Jaw (WHL).	Oct. 14, 2023	Activated RW Mathieu Olivier off Injured Reserve and designated LW Eric Robinson non-roster and placed on waivers for purpose of assignment to Cleveland (AHL). Oct. 15, 2023 Assigned LW Eric Robinson to Cleveland (AHL) after clearing waivers.
		Oct. 16, 2023	Added G Jet Greaves to the roster on emergency recall from Cleveland (AHL).
		Oct. 17, 2023	Assigned G Jet Greaves to Cleveland (AHL).
		Oct. 20, 2023	Activated D Zach Werenski off Injured Reserve and designated LW Liam Foudy non-roster and placed on waivers for purpose of assignment to Cleveland (AHL). Activated RW Jordan Dumais off Injured/Non-Roster list and loaned to Halifax (QMJHL).

2023-24 SEASON



DATE	TRANSACTION	DATE	TRANSACTION
Oct. 21, 2023	Announced LW Liam Foudy claimed off waivers by Nashville.	Mar. 8, 2024	Acquired D Jakub Zboril and a 2027 third round pick from Boston in exchange for D Andrew Peeke and assigned Zboril to Cleveland (AHL).
Oct. 23, 2023	Placed F Patrik Laine on Injured Reserve (retroactive to Oct. 20) and recalled LW Dmitri Voronkov from Cleveland (AHL).	Mar. 8, 2024	Acquired a 2026 conditional fourth round pick from the NY Rangers in exchange for C Jack Roslovic.
Oct. 25, 2023	Activated RW Yegor Chinakhov off Injured/Non-Roster list and loaned to Cleveland (AHL).	Mar. 8, 2024	Recalled RW Trey Fix-Wolansky from Cleveland (AHL).
Nov. 3, 2023	Recalled LW Yegor Chinakhov from Cleveland (AHL) and assigned F Kent Johnson to Cleveland (AHL).	Mar. 10, 2024	Added RW Carson Meyer to the roster on emergency recall from Cleveland (AHL).
Nov. 11, 2023	Activated F Patrik Laine off Injured Reserve and assigned D David Jiricek to Cleveland (AHL).	Mar. 12, 2024	Added C Brendan Gaunce to the roster on emergency recall from Cleveland (AHL).
Nov. 13, 2023	Placed F Jack Roslovic on Injured Reserve and recalled D David Jiricek to Cleveland (AHL).	Mar. 13, 2024	Added LW Mikael Pyhtia to the roster on emergency recall from Cleveland (AHL).
Nov. 16, 2023	Assigned RW Emil Bemstrom to Cleveland (AHL) after clearing waivers and recalled RW Trey Fix-Wolansky from Cleveland (AHL).	Mar. 15, 2024	Added D Jake Christiansen to the roster on emergency recall from Cleveland (AHL).
Nov. 21, 2023	Loaned RW Trey Fix-Wolansky to Cleveland (AHL).	Mar. 21, 2024	Added D David Jiricek to the roster on emergency recall from Cleveland (AHL).
Nov. 21, 2023	Recalled LW Eric Robinson from Cleveland (AHL).	Mar. 23, 2024	Added LW James Malatesta to the roster on emergency recall from Cleveland (AHL) and assigned D David Jiricek to Cleveland (AHL).
Nov. 30, 2023	Placed D Damon Severson (oblique) on Injured Reserve retroactive to Nov. 19 and recalled F Kent Johnson from Cleveland (AHL).	Mar. 24, 2024	Loaned RW Trey Fix-Wolansky to Cleveland (AHL) and changed C Brendan Gaunce's emergency recall to a regular recall.
Dec. 2, 2023	Placed G Daniil Tarasov (knee) on Long-Term Injured Reserve retroactive to Oct. 12 and loaned to Cleveland (AHL) on conditioning assignment.	Mar. 25, 2024	Added C Tyler Angle to the roster on emergency recall from Cleveland (AHL).
Dec. 6, 2023	Acquired a conditional seventh round pick in the 2025 NHL Draft from Buffalo in exchange for LW Eric Robinson.	Mar. 29, 2024	Loaned C Tyler Angle to Cleveland (AHL).
Dec. 6, 2023	Placed D Adam Boqvist (shoulder strain; retro to Dec. 5), G Elvis Merzlikins (illness; retro to Dec. 5) and C Cole Sillinger (upper body; retro to Nov. 26) on Injured Reserve, recalled RW Emil Bemstrom, D Nick Blankenburg (emergency) and G Jet Greaves (emergency) from Cleveland (AHL) and altered G Daniil Tarasov's Long-Term Injured Reserve (LTI) conditioning assignment to a regular one.	Mar. 30, 2024	Added RW Cameron Butler to the roster on emergency recall from Cleveland (AHL).
Dec. 9, 2023	Placed C Boone Jenner (fractured jaw) on Injured Reserve.	Mar. 31, 2024	Loaned RW Cameron Butler to Cleveland (AHL).
Dec. 10, 2023	Activated C Cole Sillinger off Injured Reserve.	Mar. 31, 2024	Added G Jet Greaves to the roster on emergency recall from Cleveland (AHL).
Dec. 11, 2023	Recalled G Daniil Tarasov from conditioning assignment with Cleveland (AHL) and assigned G Jet Greaves to AHL club.	Apr. 2, 2024	Loaned D Jake Christiansen to Cleveland (AHL).
Dec. 14, 2023	Activated G Elvis Merzlikins off Injured Reserve.	Apr. 2, 2024	Added D David Jiricek to the roster on emergency recall from Cleveland (AHL).
Dec. 18, 2023	Placed F Patrik Laine (fractured clavicle) on Injured Reserve retroactive to Dec. 14 and added C Brendan Gaunce to the roster on emergency recall from Cleveland (AHL).	Apr. 4, 2024	Added RW Trey Fix-Wolansky to the roster on emergency recall from Cleveland (AHL).
Dec. 23, 2023	Activated D Damon Severson off Injured Reserve and placed D Nick Blankenburg (upper body) on Injured Reserve retroactive to Dec. 19.	Apr. 5, 2024	Added D Nick Blankenburg and G Malcolm Subban to the roster on emergency recall from Cleveland (AHL) and assigned RW Trey Fix-Wolansky to Cleveland (AHL).
Dec. 29, 2023	Placed D Zach Werenski (ankle) on Injured Reserve and activated C Jack Roslovic off Injured Reserve.	Apr. 10, 2024	Added RW Trey Fix-Wolansky to the roster on emergency recall from Cleveland (AHL).
Dec. 30, 2023	Placed C Sean Kuraly (abdominal) on Injured Reserve retroactive to Dec. 23 and recalled D Jake Christiansen from Cleveland (AHL).	Apr. 15, 2024	Assigned RW Trey Fix-Wolansky and G Malcolm Subban to Cleveland (AHL).
Jan. 5, 2024	Assigned D Jake Christiansen to Cleveland (AHL).	Apr. 15, 2024	Signed RW Gavin Brindley to a three-year entry level contract.
Jan. 6, 2024	Activated D Adam Boqvist off Injured Reserve.	Apr. 16, 2024	Added C Luca Del Bel Belluz to the roster on emergency recall from Cleveland (AHL).
Jan. 14, 2024	Activated C Sean Kuraly off Injured Reserve and assigned C Brendan Gaunce to Cleveland (AHL).	Apr. 16, 2024	Assigned D Nick Blankenburg, C Luca Del Bel Belluz, G Jet Greaves, D David Jiricek, RW James Malatesta and LW Mikael Pyhtia to Cleveland (AHL).
Jan. 18, 2024	Loaned Jiricek to Cleveland (AHL) and placed G Spencer Martin on waivers for the purpose of assignment to Cleveland (AHL).		
Jan. 19, 2024	Activated C Boone Jenner off Injured Reserve.		
Jan. 19, 2024	Announced G Spencer Martin was claimed off waivers by Carolina.		
Jan. 21, 2024	Activated D Nick Blankenburg off Injured Reserve and loaned to Cleveland (AHL) and recalled D David Jiricek from Cleveland (AHL).		
Jan. 25, 2024	Activated D Zach Werenski off Injured Reserve and assigned D David Jiricek to Cleveland (AHL).		
Jan. 27, 2024	Placed D Adam Boqvist (upper body) on Injured Reserve retroactive to Jan. 25 and recalled D Nick Blankenburg from Cleveland (AHL).		
Jan. 28, 2024	Announced F Patrik Laine entered the NHL/NHLPA Player Assistance Program		
Jan. 31, 2024	Assigned D Nick Blankenburg to Cleveland (AHL).		
Feb. 10, 2024	Activated D Adam Boqvist off Injured Reserve.		
Feb. 22, 2024	Acquired W Alex Nylander and a 2026 conditional sixth round pick from Pittsburgh in exchange for RW Emil Bemstrom.		
Mar. 1, 2024	Signed C Max McCue to three-year entry level contract beginning in 2024-25 season.		
Mar. 3, 2024	Placed C Kent Johnson (shoulder) on Injured Reserve and added G Jet Greaves to the roster on emergency recall from Cleveland (AHL).		
Mar. 6, 2024	Assigned G Jet Greaves to Cleveland (AHL).		
Mar. 8, 2024	Acquired G Malcolm Subban from St. Louis in exchange for future considerations and assigned to Cleveland (AHL).		



VS. THE NHL



ALL-TIME RECORD VS. OPPONENT

	TOTAL									AT HOME									ON ROAD								
	GP	W	L	T	OL	GF*	GA*	PTS	GP	W	L	T	OL	GF*	GA*	PTS	GP	W	L	T	OL	GF*	GA*	PTS			
ANAHEIM	67	31	28	1	7	182	194	70	33	16	13	0	4	85	83	36	34	15	15	1	3	97	111	34			
BOSTON	41	15	16	0	10	103	133	40	22	9	8	0	5	60	74	23	19	6	8	0	5	43	59	17			
BUFFALO	44	25	15	1	3	146	129	54	20	11	8	1	0	68	63	23	24	14	7	0	3	78	66	31			
CALGARY	67	35	24	0	8	175	175	78	34	20	10	0	4	92	80	44	33	15	14	0	4	83	95	34			
CAROLINA	60	27	28	0	5	155	170	59	30	14	14	0	2	81	89	30	30	13	14	0	3	74	81	29			
CHICAGO	101	40	46	2	13	284	331	95	51	21	21	1	8	160	172	51	50	19	25	1	5	124	159	44			
COLORADO	67	23	38	1	5	150	224	52	33	12	17	1	3	71	103	28	34	11	21	0	2	79	121	24			
DALLAS	74	32	35	0	7	175	206	71	38	17	16	0	5	96	105	39	36	15	19	0	2	79	101	32			
DETROIT	112	46	51	1	14	269	344	107	57	26	23	1	7	132	167	60	55	20	28	0	7	137	177	47			
EDMONTON	67	26	35	3	3	172	237	58	34	17	13	3	1	97	114	38	33	9	22	0	2	75	123	20			
FLORIDA	50	26	19	0	5	139	153	57	25	16	6	0	3	73	65	35	25	10	13	0	2	66	88	22			
LOS ANGELES	67	27	32	1	7	161	204	62	33	17	11	0	5	95	103	39	34	10	21	1	2	66	101	23			
MINNESOTA	66	32	26	1	7	158	165	72	32	19	10	1	2	78	69	41	34	13	16	0	5	80	96	31			
MONTREAL	41	20	16	1	4	114	103	45	18	10	7	0	1	63	44	21	23	10	9	1	3	51	59	24			
NASHVILLE	101	31	57	1	12	225	309	75	49	22	21	0	6	118	134	50	52	9	36	1	6	107	175	25			
NEW JERSEY	51	28	19	1	3	135	128	60	26	16	10	0	0	81	65	32	25	12	9	1	3	54	63	28			
NY ISLANDERS	54	24	21	1	7	151	154	56	28	16	7	1	4	92	68	37	25	8	14	0	3	59	86	19			
NY RANGERS	51	23	22	1	5	152	155	52	28	13	14	0	1	84	79	27	23	10	8	1	4	68	76	25			
OTTAWA	41	18	18	2	3	116	120	41	21	11	7	1	2	60	56	25	20	7	11	1	1	56	64	16			
PHILADELPHIA	51	27	18	3	3	146	152	60	25	16	5	2	2	73	58	36	26	11	13	1	1	73	94	24			
PITTSBURGH	54	16	29	0	9	141	187	41	27	12	11	0	4	82	87	28	27	4	18	0	5	59	100	13			
SAN JOSE	67	28	34	0	5	173	188	61	34	18	13	0	3	99	75	39	33	10	21	0	2	74	113	22			
SEATTLE	6	2	4	0	0	16	23	4	3	1	2	0	0	8	12	2	3	1	2	0	0	8	11	2			
ST. LOUIS	93	35	42	3	13	248	287	86	46	23	16	2	5	135	123	53	47	12	26	1	8	113	164	33			
TAMPA BAY	49	15	27	1	6	109	154	37	25	10	12	1	2	61	75	23	24	5	15	0	4	48	79	14			
TORONTO	39	19	19	1	0	117	128	39	19	8	11	0	0	57	68	16	20	11	8	1	0	60	60	23			
UTAH	0	0	0	0	0	0	0	0	0	0	0	0	0	0	0	0	0	0	0	0	0	0	0	0			
VANCOUVER	67	25	31	2	9	172	225	61	34	14	15	2	3	83	110	33	33	11	16	0	6	89	115	28			
VEGAS	12	6	5	0	1	36	35	13	6	4	1	0	1	20	12	9	6	2	4	0	0	16	23	4			
WASHINGTON	54	19	25	1	9	143	169	48	27	10	12	0	5	78	88	25	27	9	13	1	4	65	81	23			
WINNIPEG	34	17	16	0	1	93	93	35	17	9	8	0	0	43	44	18	17	8	8	0	1	50	49	17			
TOTALS	1,814	767	827	33	187	4,726	5,464	1,754	908	444	357	18	89	2,513	2,570	995	906	323	470	15	98	2,213	2,894	759			

*GOALS SCORED IN REGULATION AND OVERTIME

LAST 10 GAMES VS. OTHER CLUBS

MOST TO LEAST RECENT

		1	2	3	4	5	6	7	8	9	10	RECORD
ANAHEIM	OVERALL	W	O	L	L	L	O	W	L	O	O	2-4-4
	HOME	O	L	O	L	O	W	W	W	W	L	4-3-3
	ROAD	W	L	L	W	O	L	W	L	L	W	4-5-1
BOSTON	OVERALL	L	L	W	O	L	L	O	L	O	W	2-5-3
	HOME	L	W	L	O	O	W	L	W	W	W	5-3-2
	ROAD	L	O	L	L	W	O	W	L	L	W	3-5-2
BUFFALO	OVERALL	L	O	W	L	W	L	W	W	W	O	5-3-2
	HOME	L	L	L	W	W	L	W	W	W	W	6-4-0
	ROAD	O	W	W	W	W	O	W	W	L	W	6-1-3
CALGARY	OVERALL	W	W	O	W	L	L	O	L	L	L	3-5-2
	HOME	W	W	L	L	L	W	L	L	W	L	4-6-0
	ROAD	W	O	L	O	L	W	W	W	W	W	6-2-2
CAROLINA	OVERALL	W	L	L	L	L	W	L	L	W	L	3-7-0
	HOME	W	L	L	W	L	L	O	L	W	L	3-6-1
	ROAD	L	L	L	L	W	O	W	W	L	W	4-5-1

		1	2	3	4	5	6	7	8	9	10	RECORD
CHICAGO	OVERALL	W	W	W	L	W	L	O	L	L	O	4-4-2
	HOME	W	W	L	O	L	L	O	O	L	W	3-4-3
	ROAD	W	L	W	O	W	L	W	O	W	L	5-3-2
COLORADO	OVERALL	W	L	L	L	W	W	L	L	W	W	5-5-0
	HOME	W	L	W	L	W	W	O	W	L	O	5-3-2
	ROAD	L	L	W	L	W	L	W	W	W	L	5-5-0
DALLAS	OVERALL	L	L	W	L	L	W	L	L	O	W	3-6-1
	HOME	L	L	W	O	W	W	L	W	W	W	6-3-1
	ROAD	L	W	L	L	L	L	W	W	W	W	5-5-0
DETROIT	OVERALL	O	L	L	W	L	L	W	W	L	W	4-5-1
	HOME	L	L	L	W	W	L	W	W	W	W	6-4-0
	ROAD	O	L	W	W	L	L	L	O	W	W	4-4-2

OPPONENTS

LAST 10 GAMES VS. OTHER CLUBS



		1	2	3	4	5	6	7	8	9	10	RECORD
EDMONTON	OVERALL	W	L	W	W	W	L	L	L	L	L	4-6-0
	HOME	W	W	W	L	L	L	W	W	W	W	7-3-0
	ROAD	L	W	L	L	L	W	W	L	W	L	4-6-0
FLORIDA	OVERALL	L	L	O	L	L	W	W	L	L	L	2-7-1
	HOME	L	L	W	L	O	L	W	O	W	W	4-4-2
	ROAD	L	O	L	W	L	L	L	L	L	L	1-8-1
LOS ANGELES	OVERALL	L	O	L	W	L	O	W	W	W	L	4-4-2
	HOME	O	W	O	W	W	L	W	O	L	W	5-2-3
	ROAD	L	L	L	W	L	L	O	W	L	O	2-6-2
MINNESTOA	OVERALL	O	W	O	L	O	W	L	L	L	W	3-4-3
	HOME	O	L	W	L	W	O	W	L	W	W	5-3-2
	ROAD	W	O	O	L	L	W	W	L	W	W	5-3-2
MONTREAL	OVERALL	L	L	O	L	L	W	W	W	W	W	5-4-1
	HOME	L	L	W	W	W	W	L	W	W	W	7-3-0
	ROAD	L	O	L	W	W	W	O	L	L	W	4-4-2
NASHVILLE	OVERALL	L	L	L	W	W	L	W	O	L	L	3-6-1
	HOME	L	W	W	W	O	L	W	W	L	L	5-4-1
	ROAD	L	L	L	L	L	L	L	O	W	L	1-8-1
NEW JERSEY	OVERALL	L	O	L	W	L	L	L	W	W	L	3-6-1
	HOME	L	L	L	W	W	W	W	W	W	W	7-3-0
	ROAD	O	W	L	L	L	W	O	W	W	W	5-3-2
NY ISLANDERS	OVERALL	L	L	L	W	L	L	O	L	L	L	1-8-1
	HOME	L	L	W	L	L	W	O	W	L	W	4-5-1
	ROAD	L	L	O	L	L	W	L	L	L	W	2-7-1
NY RANGERS	OVERALL	L	W	O	W	L	L	L	W	W	L	4-5-1
	HOME	W	W	L	L	W	L	L	L	W	O	4-5-1
	ROAD	L	O	L	W	L	W	W	W	W	L	5-4-1
OTTAWA	OVERALL	O	L	W	W	L	L	O	W	L	W	4-4-2
	HOME	O	W	W	O	L	W	W	W	W	W	7-1-2
	ROAD	L	L	L	W	O	W	W	L	L	W	4-5-1
PHILADELPHIA	OVERALL	W	W	L	L	O	L	W	W	L	W	5-4-1
	HOME	W	L	W	W	L	O	L	W	W	O	5-3-2
	ROAD	W	L	O	L	W	W	L	L	W	W	5-4-1
PITTSBURGH	OVERALL	W	L	L	L	W	O	L	L	L	L	2-7-1
	HOME	W	L	W	L	L	L	W	W	L	O	4-5-1
	ROAD	L	L	O	L	L	L	O	L	L	L	0-8-2
SAN JOSE	OVERALL	W	W	W	W	L	W	L	L	W	W	7-3-0
	HOME	W	W	W	L	W	L	L	L	W	O	5-4-1
	ROAD	W	W	L	L	W	W	L	W	W	L	6-4-0
SEATTLE	OVERALL	L	L	L	L	W	W					2-4-0
	HOME	L	L	W								1-2-0
	ROAD	L	L	W								1-2-0
ST. LOUIS	OVERALL	W	W	L	L	W	L	W	O	L	W	5-4-1
	HOME	W	L	W	W	L	L	W	W	W	O	6-3-1
	ROAD	W	L	L	O	W	L	O	L	W	L	3-5-2
TAMPA BAY	OVERALL	L	L	W	L	L	L	W	L	L	O	2-7-1
	HOME	L	W	L	W	L	L	W	W	O	O	4-4-2
	ROAD	L	L	L	L	O	L	L	W	L	L	1-8-1
TORONTO	OVERALL	W	L	W	L	W	L	L	W	L	W	5-5-0
	HOME	W	L	L	L	W	L	L	W	W	L	4-6-0
	ROAD	W	L	W	L	W	L	L	W	W	W	6-4-0
UTAH	OVERALL											
	HOME											
	ROAD											
VANCOUVER	OVERALL	O	W	L	W	L	W	W	W	W	L	6-3-1
	HOME	W	W	W	W	L	L	L	L	L	W	5-5-0
	ROAD	O	L	L	W	W	O	W	W	W	L	5-3-2
VEGAS	OVERALL	L	W	L	O	W	L	W	L	W	W	5-4-1
	HOME	W	O	W	L	W	W					4-1-1
	ROAD	L	L	L	W	W	L					2-4-0
WASHINGTON	OVERALL	O	L	L	W	O	L	L	L	W	L	2-6-2
	HOME	O	O	L	L	L	W	W	L	W	L	3-5-2
	ROAD	L	L	W	L	W	L	O	W	W	W	5-4-1
WINNIPEG	OVERALL	L	L	W	W	O	W	W	L	L	L	4-5-1
	HOME	L	W	W	W	L	W	L	L	L	L	4-6-0
	ROAD	L	W	O	L	L	W	W	L	L	W	4-5-1

OPPONENTS



ANAHEIM DUCKS

ANAHEIM DUCKS

Honda Center / 2695 E. Katella Ave. / Anaheim, CA 92806
anaheimducks.com / p: 714.940.2900 / @AnaheimDucks



TROY TERRY

DIRECTORY

First Season: 1993-94
Home Ice: Honda Center
Capacity: 17,174 (opened in 1993)
Playoff Appearances: 15 (most recent, 2017-18)
Stanley Cup Titles: 1 (2007)
General Manager: Pat Verbeek
Head Coach: Greg Cronin
Assistant Coaches:
Tim Army, Richard Clune, Brent Thompson
Captain: Radko Gudas
Public Relations Contact: Steve Brown

TV Play-by-Play: John Ahlers
TV Color Analyst: Brian Hayward
Radio Play-by-Play: Steve Carroll
Radio Color Analyst: Emerson Etem

2024-25 SCHEDULE

DATE	HOME/AWAY	START (ET)
Nov. 10	at ANA	8 p.m.
Dec. 14	at CBJ	7 p.m.

2023-24 SEASON

Record: 27-50-5, 59 pts.
Home: 12-26-3, 27 pts.
Away: 15-24-2, 32 pts.
Playoffs: Did not qualify

LEADERS

Points: Frank Vatrano, 60
Goals: Frank Vatrano, 37
Assists: Cam Fowler & Troy Terry, 34
+/- (min. 17 GP): Radko Gudas, +14
Def. Points: Cam Fowler, 39
Goaltending: Lukas Dostal, 14-23-3, 3.33 GAA

2023-24 RESULTS (1-0-1)

DATE	RESULT	ATTN	W/L GOALTENDERS	GWG GOAL
Oct. 24, 2023	ANA 3, at CBJ 2 (OT)	16,432	Lukas Dostal / Elvis Merzlikins	Frank Vatrano
Feb. 21, 2024	CBJ 7, at ANA 4	14,518	Daniil Tarasov / John Gibson	Yegor Chinakhov

GOALS BY PERIOD	1ST	2ND	3RD	OT	TOTAL
Columbus	4	1	4	0	9
Anaheim	0	5	1	1	7

SHOTS BY PERIOD	1ST	2ND	3RD	OT	TOTAL
Columbus	16	23	24	1	64
Anaheim	17	17	22	2	58

POWER PLAY	GOALS	ATTEMPTS	PCT
Columbus	1	9	11.1
Anaheim	0	8	0.0

PENALTY KILLING	KILLS	ATTEMPTS	PCT
Columbus	8	8	100.0
Anaheim	8	9	88.9

SKATERS

COLUMBUS	GP	G	A	P	+/-	PIM	PP	SH	GW	EN	S	%
Johnny Gaudreau	2	1	2	3	1	0	0	0	0	0	6	16.7
Boone Jenner	2	1	2	3	4	2	0	1	0	1	5	20.0
Jack Roslovic	2	0	3	3	1	2	0	0	0	0	3	0.0
Sean Kuraly	2	2	0	2	0	0	0	0	0	0	5	40.0
Zach Werenski	2	2	0	2	-1	2	0	0	0	0	6	33.3

ANAHEIM	GP	G	A	P	+/-	PIM	PP	SH	GW	EN	S	%
Pavel Mintyukov	2	0	4	4	2	0	0	0	0	0	3	0.0
Mason McTavish	2	2	1	3	0	2	0	0	0	0	4	50.0
Troy Terry	2	1	2	3	-1	0	0	0	0	0	10	10.0
Frank Vatrano	2	1	1	2	0	6	0	0	1	0	7	14.3
Ryan Strome	2	1	0	1	0	4	0	0	0	0	3	33.3

GOALTENDING

COLUMBUS	GP	MIN	GA	GAA	SO	W	L	OTL	SA	SV%
Daniil Tarasov	1	56	2	2.15	0	1	0	0	29	.931
Elvis Merzlikins	2	66	5	4.57	0	0	0	1	29	.828

ANAHEIM	GP	MIN	GA	GAA	SO	W	L	OTL	SA	SV%
Lukas Dostal	1	62	2	1.93	0	1	0	0	37	.946
John Gibson	1	57	6	6.31	0	0	1	0	26	.769

OPPONENTS



COLUMBUS VS. ANAHEIM ALL-TIME

SEASON	W-L-T-O	HOME	AWAY	GF-GA	SF-SA	PP	PK	PIM
2000-01	3-0-0-1	2-0-0-0	1-0-0-1	16-10	84-121	8-of-19	13-of-16	38-44
2001-02	3-1-0-0	2-0-0-0	1-1-0-0	10-8	115-123	3-of-12	18-of-19	60-46
2002-03	0-4-0-0	0-2-0-0	0-2-0-0	5-14	113-125	1-of-18	12-of-15	49-55
2003-04	2-1-1-0	2-0-0-0	0-1-1-0	8-7	118-152	2-of-20	19-of-20	44-44
2005-06	2-2-0	1-1-0	1-1-0	9-10	123-150	5-of-37	19-of-22	70-110
2006-07	2-2-0	0-2-0	2-0-0	13-16	130-130	1-of-22	15-of-21	87-78
2007-08	1-1-2	1-0-1	0-1-1	9-7	119-124	6-of-31	20-of-24	103-104
2008-09	1-3-0	0-2-0	1-1-0	9-13	121-98	3-of-24	13-of-15	85-103
2009-10	3-1-0	1-1-0	2-0-0	14-11	131-133	4-of-16	13-of-16	67-79
2010-11	2-2-0	1-1-0	1-1-0	9-13	115-133	3-of-14	10-of-16	61-68
2011-12	2-2-0	1-1-0	1-1-0	13-15	87-117	5-of-15	11-of-17	101-90
2012-13	2-1-0	1-0-0	1-1-0	7-6	73-87	0-of-7	5-of-8	20-18
2013-14	1-1-0	0-1-0	1-0-0	7-6	54-68	2-of-6	6-of-7	25-12
2014-15	1-1-0	1-0-0	0-1-0	6-7	44-74	2-of-7	6-of-9	35-31
2015-16	1-1-0	1-0-0	0-1-0	5-7	70-61	1-of-6	4-of-5	19-21
2016-17	2-0-0	1-0-0	1-0-0	7-2	55-67	1-of-8	7-of-7	21-23
2017-18	1-1-0	1-0-0	0-1-0	6-6	67-62	1-of-11	6-of-6	18-30
2018-19	0-0-2	0-0-1	0-0-1	3-5	63-52	0-of-9	6-of-6	14-20
2019-20	1-1-0	0-1-0	1-0-0	5-5	54-63	1-of-6	3-of-3	6-12
2020-21	DID NOT PLAY							
2021-22	0-1-1	0-0-1	0-1-0	5-7	69-58	0-of-4	2-of-2	4-8
2022-23	0-2-0	0-1-0	0-1-0	7-12	75-71	2-of-5	5-of-5	15-15
2023-24	1-0-1	0-0-1	1-0-0	9-7	64-58	1-of-9	8-of-8	25-27
TOTAL	31-28-1-7	16-13-0-4	15-15-1-3	182-194	1,944-2,127	52-of-306	221-of-267	967-1,038

	OVERALL	AT CBJ	AT ANA
Current Streak:	1-0-1 since 10/24/23	0-2-3 since 12/15/18	1-0-0 since 10/24/23
Last 10 Games:	2-4-4	4-3-3	4-5-1
Last Win:	2/21/24, 7-4 at ANA	12/1/17, 4-2	2/21/24, 7-4
Last Regulation Loss:	3/17/23, 4-7 at ANA	1/19/23, 3-5	3/17/23, 4-7
Most Lopsided Win:	4, 2x (10/28/16 most recent, 4-0 at ANA)	4, 10/5/07 (4-0)	4, 10/28/16 [4-0]
Most Lopsided Loss:	6, 1/7/11 (0-6 at ANA)	3, 2x (2/21/09 most recent, 2-5)	6, 1/7/11 (0-6)
Last OT Game:	10/24/23, 2-3 OTL at CBJ	10/24/23, 2-3 OTL	11/4/18, 2-3 OTL
OT Record (W-L-T):	8-7-1	4-4-0	4-3-1
Most Goals Scored:	7, 2/21/24 at ANA (7-4 W)	5, 2x (3/24/15 most recent, 5-3 W)	7, 2/21/24 (7-4 W)
Most Goals Allowed:	7, 2x (3/17/23 at ANA most recent, 4-7 L)	5, 4x (1/19/23 most recent, 3-5 L)	7, 2x (3/17/23 most recent, 4-7 L)
Most Goals, Both Teams:	11, 3x (2/21/24 at ANA most recent, 7-4 W)	8, 3x (1/19/23 most recent, 3-5 L)	11, 3x (2/21/24 most recent, 7-4)
Longest Win Streak:	5, 1/27/01 - 12/31/01	4, 2x, 3/24/15 - 12/1/17, most recent	4, 12/31/08 - 11/19/10
Longest Pts. Streak:	7, 12/6/00 - 12/31/01 (6-0-0-1)	5, 3/24/15 - 12/15/18 (4-0-0-1)	4, 2x, 12/31/08 - 11/19/10, most recent (4-0-0-0)
Longest Pointless Streak:	5, 1/30/02 - 3/24/03	3, 3/19/06 - 4/7/07	3, 1/30/02 - 3/24/03
Longest Winless Streak:	5, 3x, 12/9/21 - 10/24/2 (0-3-0-2)	4, 12/15/18-current (0-2-0-3)	6, 1/30/02 - 10/14/05 (0-5-1-0)

ALL-TIME RESULTS

2000-01	(3-0-0-1)	2001-02	(3-1-0-0)	2002-03	(0-4-0-0)	2003-04	(2-1-1-0)	2005-06	(2-2-0)	2006-07	(2-2-0)
12/6	at CBJ 5, ANA 2	11/16	at CBJ 3, ANA 2	11/14	ANA 3, at CBJ 2	12/2	at CBJ 2, ANA 1	10/14	at ANA 4, CBJ 3	1/5	CBJ 4, at ANA 3
12/13	at ANA 5, CBJ 4 OT	12/14	CBJ 3, at ANA 2	1/15	ANA 4, at CBJ 3	1/11	CBJ 2, at ANA 2 OT	12/28	at CBJ 1, ANA 0	3/14	CBJ 5, at ANA 4 SO
1/27	at CBJ 2, ANA 1	12/31	at CBJ 3, ANA 1	2/19	at ANA 2, CBJ 0	2/18	at ANA 3, CBJ 1	3/5	CBJ 3, at ANA 2 SO	3/29	ANA 5, at CBJ 2
2/25	CBJ 5, at ANA 2	1/30	at ANA 3, CBJ 1	3/24	at ANA 5, CBJ 0	3/26	at CBJ 3, ANA 1	3/19	ANA 4, at CBJ 3	4/7	ANA 4, at CBJ 3
2007-08	(1-1-2)	2008-09	(1-3-0)	2009-10	(3-1-0)	2010-11	(2-2-0)	2011-12	(2-2-0)	2012-13	(2-1-0)
10/5	at CBJ 4, ANA 0	10/27	ANA 3, at CBJ 2	10/24	CBJ 6, at ANA 4	10/20	at CBJ 3, ANA 1	10/30	at CBJ 3, ANA 1	2/18	at ANA 3, CBJ 2
11/1	at ANA 2, CBJ 1 SO	12/7	at ANA 5, CBJ 3	11/13	at CBJ 3, ANA 2 SO	11/19	CBJ 4, at ANA 3	1/8	at ANA 7, CBJ 4	3/31	at CBJ 2, ANA 1 OT
12/10	ANA 4, at CBJ 3 OT	12/31	CBJ 2, at ANA 0	12/12	ANA 3, at CBJ 1	1/7	at ANA 6, CBJ 0	2/3	CBJ 3, at ANA 2 OT	4/17	CBJ 3, at ANA 2 OT
1/2	at ANA 2, CBJ 1	2/21	ANA 5, at CBJ 2	3/9	CBJ 5, at ANA 2	1/25	ANA 3, at CBJ 2	2/12	ANA 5, at CBJ 3		
2013-14	(1-1-0)	2014-15	(1-1-0)	2015-16	(1-1-0)	2016-17	(2-0-0)	2017-18	(1-1-0)	2018-19	(0-0-2)
10/27	ANA 4, at CBJ 3	10/24	at ANA 4, CBJ 1	11/6	at ANA 4, CBJ 2	10/28	CBJ 4, at ANA 0	12/1	at CBJ 4, ANA 2	11/4	at ANA 3, CBJ 2 OT
2/3	CBJ 4, at ANA 2	3/24	at CBJ 5, ANA 3	2/11	at CBJ 4, ANA 3 SO	11/9	at CBJ 3, ANA 2 OT	3/2	at ANA 4, CBJ 2	12/15	ANA 2, at CBJ 1 OT
2019-20	(1-1-0)	2020-21	(0-0-0)	2021-22	(0-1-1)	2022-23	(0-2-0)	2023-24	(1-0-1)		
10/11	ANA 2, at CBJ 1	DID NOT PLAY		12/9	ANA 2, at CBJ 1 SO	1/19	ANA 5, at CBJ 3	10/24	ANA 3, at CBJ 2 OT		
1/7	CBJ 4, at ANA 3			4/17	at ANA 6, CBJ 4	3/17	at ANA 7, CBJ 4	2/21	CBJ 7, at ANA 4		

SHUTOUTS

CBJ	4	12/28/05, Denis 40 saves (1-0 at CBJ); 10/5/07, Leclair 28 saves (4-0 at CBJ); 12/31/08, Mason 27 saves (2-0 at ANA); 10/28/16, Bobrovsky 35 saves [4-0 at ANA]
ANA	3	2/19/03, Giguere 26 saves (0-2 at ANA); 3/24/03, Giguere 29 saves (0-5 at ANA); 1/7/11, Hiller 27 saves (0-6 at ANA)

HAT TRICKS

CBJ	1	3/24/15, Hartnell against Gibson (2) and EN (5-3 W at CBJ)
ANA	3	1/8/12, Perry against Sanford (3) (4-7 L at ANA); 2/12/12, Perry against Mason (3) (3-5 L at CBJ); 11/4/18, Fowler against Korpsalo (3) (2-3 OTL at ANA)

PENALTY SHOTS


CBJ	0	None
ANA	3	3/5/06, S. Niedermayer unsuccessful against Leclair (3-2 SOW at ANA); 1/5/07, Selanne unsuccessful against Norrena (4-3 W at ANA); 12/10/07, Pahlsson goal against Leclair (3-4 OTL at CBJ)



BOSTON BRUINS

TD Garden / 100 Legends Way / Boston, MA 02114

bostonbruins.com / p: 617.624.1900 / @NHLBruins



DAVID PASTRNAK

DIRECTORY

First Season: 1924-25
Home Ice: TD Garden
Capacity: 18,258 (opened in 1995)
Playoff Appearances: 77 (most recent, 2023-24)
Stanley Cup Titles: 6 (most recent, 2011)
President: Cam Neely
General Manager: Don Sweeney
Head Coach: Jim Montgomery
Assistant Coaches: Joe Sacco
Assistant Coaches: Jay Leach, Chris Kelly
Captain: Brad Marchand
Public Relations Contact: Travis Basciotta

TV Play-by-Play: Judd Sirott
TV Color Analyst: Andy Brickley
Radio Play-by-Play: Ryan Johnston
Radio Color Analyst: Bob Beers

2024-25 SCHEDULE

DATE	HOME/AWAY	START (ET)
Nov. 18	at BOS	7 p.m.
Dec. 27	at CBJ	7 p.m.
Dec. 28	at BOS	7 p.m.

2023-24 SEASON

Record: 47-20-15, 109 pts.
Home: 24-11-6, 54 pts.
Away: 23-9-9, 55 pts.
Playoffs: Lost 4-2 (FLA) in Round 2

LEADERS

Points: David Pastrnak, 110
Goals: David Pastrnak, 47
Assists: David Pastrnak, 63
+/- (min. 40 GP): Brandon Carlo, +23
Def. Points: Charlie McAvoy, 47
Goaltending: Jeremy Swayman, 25-10-8, 2.53 GAA

2023-24 RESULTS (1-2-0)

DATE	RESULT	ATTN	W/L GOALTENDERS	GW GOAL
Nov 27, 2023	at CBJ 5, BOS 2	14,357	Spencer Martin / Linus Ullmark	Yegor Chinakhov
Dec. 3, 2023	at BOS 3, CBJ 1	17,850	Jeremy Swayman / Spencer Martin	Brad Marchand
Jan. 2, 2024	BOS 4, at CBJ 1	18,262	Linus Ullmark / Spencer Martin	James van Riemsdyk

GOALS BY PERIOD	1ST	2ND	3RD	OT	TOTAL
Columbus	1	4	2	-	7
Boston	0	2	7	-	9

SHOTS BY PERIOD	1ST	2ND	3RD	OT	TOTAL
Columbus	33	30	29	-	92
Boston	22	38	28	-	88

POWER PLAY	GOALS	ATTEMPTS	PCT
Columbus	1	10	10.0
Boston	3	11	27.3

PENALTY KILLING	KILLS	ATTEMPTS	PCT
Columbus	8	11	72.7
Boston	9	10	90.0

SKATERS

COLUMBUS	GP	G	A	P	+/-	PIM	PP	SH	GW	EN	S	%
Boone Jenner	2	1	2	3	0	0	1	0	0	0	3	33.3
Yegor Chinakhov	3	1	1	2	3	0	0	0	1	0	2	50.0
Ivan Provorov	3	1	1	2	3	0	0	0	0	0	5	20.0
Dmitri Voronkov	3	1	1	2	4	4	0	0	0	0	4	25.0
Justin Danforth	3	1	0	1	-1	0	0	0	0	0	3	33.3

BOSTON	GP	G	A	P	+/-	PIM	PP	SH	GW	EN	S	%
James van Riemsdyk	3	1	3	4	2	2	2	0	0	0	5	20.0
Brad Marchand	3	3	0	3	-3	0	2	0	1	0	11	27.3
Danton Heinen	3	1	2	3	3	2	0	0	1	0	6	16.7
Charlie McAvoy	3	0	3	3	-2	0	2	0	0	0	7	0.0
Trent Frederic	3	1	1	2	3	0	0	0	0	0	3	33.3

GOALTENDING

COLUMBUS	GP	MIN	GA	GAA	SO	W	L	OTL	SA	SV%
Spencer Martin	3	177	9	3.05	0	1	2	0	88	.898

BOSTON	GP	MIN	GA	GAA	SO	W	L	OTL	SA	SV%
Linus Ullmark	2	93	3	1.94	0	1	1	0	47	.936
Jeremy Swayman	2	86	3	2.09	0	1	0	0	44	.932



COLUMBUS VS. BOSTON ALL-TIME

SEASON	W-L-T-O	HOME	AWAY	GF-GA	SF-SA	PP	PK	PIM
2000-01	1-0-0-0	1-0-0-0	0-0-0-0	3-2	34-28	0-of-2	3-of-4	33-9
2001-02	1-1-0-0	0-1-0-0	1-0-0-0	5-9	48-62	0-of-7	7-of-8	21-19
2002-03	0-1-0-0	0-0-0-0	0-1-0-0	2-7	24-45	1-of-4	3-of-6	19-15
2003-04	0-1-0-0	0-1-0-0	0-0-0-0	0-4	24-27	0-of-3	1-of-2	14-26
2005-06	DID NOT PLAY							
2006-07	1-0-0	1-0-0	0-0-0	5-4	42-26	1-of-6	5-of-6	12-12
2007-08	0-1-0	0-0-0	0-1-0	0-2	32-18	0-of-5	2-of-3	11-15
2008-09	1-0-0	1-0-0	0-0-0	2-0	34-35	1-of-3	3-of-3	13-13
2009-10	1-0-0	0-0-0	1-0-0	3-2	25-34	1-of-4	2-of-2	11-13
2010-11	0-0-1	0-0-1	0-0-0	2-2	36-29	0-of-6	1-of-1	2-12
2011-12	0-1-1	0-1-0	0-0-1	4-6	67-56	2-of-9	5-of-8	28-30
2012-13	DID NOT PLAY							
2013-14	0-2-1	0-1-0	0-1-1	4-9	75-103	2-of-10	10-of-11	44-32
2014-15	2-0-1	1-0-1	1-0-0	12-6	89-104	2-of-7	6-of-6	21-33
2015-16	1-0-2	0-0-1	1-0-1	9-8	97-94	2-of-10	11-of-11	27-35
2016-17	1-2-0	1-1-0	0-1-0	9-14	70-109	2-of-9	7-of-7	18-22
2017-18	2-1-0	1-0-0	1-1-0	10-14	75-113	1-of-12	7-of-12	43-65
2018-19	1-1-1	1-1-0	0-0-1	10-12	94-92	3-of-9	5-of-6	17-23
2019-20	2-0-0	1-0-0	1-0-0	5-1	60-60	1-of-4	5-of-6	14-10
2020-21	DID NOT PLAY							
2021-22	0-1-2	0-0-2	0-1-0	8-12	70-111	2-of-9	6-of-8	32-26
2022-23	0-2-1	0-1-0	0-1-1	3-10	89-105	2-of-13	7-of-10	37-43
2023-24	1-2-0	1-1-0	0-1-0	7-9	92-88	1-of-10	8-of-11	24-22
TOTAL	15-16-0-10	9-8-0-5	6-8-0-5	103-133	1,177-1,339	24-of-142	104-of-131	441-475

	OVERALL	AT CBJ	AT BOS
Current Streak:	0-2-0 since 12/3/23	0-1-0 since 1/2/24	0-3-1 since 4/2/22
Last 10 Games:	2-5-3	5-3-2	3-5-2
Last Win:	10/27/23, 5-2 at CBJ	11/27/23, 5-2	1/2/20, 2-1 OT
Last Regulation Loss:	1/2/24, 1-4 at CBJ	1/2/24, 1-4	12/3/23, 1-3
Most Lopsided Win:	4, 2x (12/27/14 most recent, 6-2 at CBJ)	4, 12/27/14 (6-2)	4, 11/10/01 (5-1)
Most Lopsided Loss:	8, 2/4/02 (0-8 at CBJ)	8, 2/4/02 (0-8)	5, 2x (12/18/17 most recent, 2-7)
Last OT Game:	3/30/23, 1-2 OTL at BOS	4/4/22, 2-3 OTL	3/30/23, 1-2 OTL
OT Record (W-L-T):	5-10-0	3-5-0	2-5-0
Most Goals Scored:	7, 3/12/19 (7-4 W at CBJ)	7, 3/12/19 (7-4 W)	6, 2/22/16 (6-4 W)
Most Goals Allowed:	8, 2/4/02 (0-8 L at CBJ)	8, 2/4/02 (0-8 L)	7, 2x (12/18/17 most recent, 2-7 L)
Most Goals, Both Teams:	11, 3/12/19 (7-4 W at CBJ)	11, 3/12/19 (7-4 W)	10, 2/22/16 (6-4 W)
Longest Win Streak:	2, 6x, 1/2/20 - 1/14/20, most recent	3, 12/27/16 - 3/12/19	1, 6x, 1/2/20, most recent
Longest Pts. Streak:	6, 11/21/14 - 2/22/16 (3-0-3)	3, 4x, 1/14/19 - 4/4/22, most recent (1-0-2)	3, 3x, 3/19/18 - 1/2/20, most recent (2-0-1)
Longest Pointless Streak:	3, 2/4/02 - 11/14/03	2, 2x, 12/10/11 - 10/12/13, most recent	2, 3x, 4/2/22 - 12/17/22, most recent
Longest Winless Streak:	7, 3/15/11 - 11/21/14 (0-3-0-4)	4, 3/15/11 - 11/21/14 (0-2-0-2)	4, 4/2/22 - current (0-3-1)

ALL-TIME RESULTS

2000-01 (1-0-0-0) 12/8 at CBJ 3, BOS 2 OT	2001-02 (1-1-0-0) 11/10 CBJ 5, at BOS 1 2/4 BOS 8, at CBJ 0	2002-03 (0-1-0-0) 1/18 at BOS 7, CBJ 2	2003-04 (0-1-0-0) 11/14 BOS 4, at CBJ 0	2005-06 (0-0-0) DID NOT PLAY	2006-07 (1-0-0) 12/26 at CBJ 5, BOS 4 OT
2007-08 (0-1-0) 12/15 at BOS 2, CBJ 0	2008-09 (1-0-0) 3/10 at CBJ 2, BOS 0	2009-10 (1-0-0) 1/21 CBJ 3, at BOS 2	2010-11 (0-0-1) 3/15 BOS 3, at CBJ 2 SO	2011-12 (0-1-1) 11/17 at BOS 2, CBJ 1 SO 12/10 BOS 5, at CBJ 3	2012-13 (0-0-0) DID NOT PLAY
2013-14 (0-2-1) 10/12 BOS 3 at CBJ 1 11/14 at BOS 3, CBJ 2 OT 11/30 at BOS 3, CBJ 1	2014-15 (2-0-1) 11/21 BOS 4, at CBJ 3 OT 12/27 at CBJ 6, BOS 2 1/17 CBJ 3, at BOS 1	2015-16 (1-0-2) 1/23 at BOS 3, CBJ 2 SO 2/16 BOS 2, at CBJ 1 OT 2/22 CBJ 6, at BOS 4	2016-17 (1-2-0) 10/13 BOS 6, at CBJ 3 11/10 at BOS 5, CBJ 2 12/27 at CBJ 4, BOS 3	2017-18 (2-1-0) 10/30 at CBJ 4, BOS 3 SO 12/18 at BOS 7, CBJ 2 3/19 CBJ 5, at BOS 4 OT	2018-19 (1-1-1) 3/12 at CBJ 7, BOS 4 3/16 at BOS 2, CBJ 1 OT 4/2 BOS 6, at CBJ 2
2019-20 (2-0-0) 1/2 CBJ 2, at BOS 1 OT 1/14 at CBJ 3, BOS 0	2020-21 (0-0-0) DID NOT PLAY	2021-22 (0-1-2) 3/5 BOS 5, at CBJ 4 SO 4/2 at BOS 5, CBJ 2 4/4 BOS 3, at CBJ 2 OT	2022-23 (0-2-1) 10/28 BOS 4, at CBJ 0 12/17 at BOS 4, CBJ 2 3/30 at BOS 2, CBJ 1 OT	2023-24 (1-2-0) 10/27 at CBJ 5, BOS 2 12/3 at BOS 3, CBJ 1 1/2 BOS 4, at CBJ 1	

SHUTOUTS

CBJ	2	3/10/09, Mason 35 saves (2-0 at CBJ); 1/14/20, Merzlikins 34 saves (3-0 at CBJ)
BOS	4	2/4/02, Grahame 30 saves (0-8 at CBJ); 11/14/03, Potvin 24 saves (0-4 at CBJ); 12/15/07, Auld 32 saves (0-2 at BOS), 10/28/22, Ullmark 30 saves (0-4 at BOS)

HAT TRICKS

CBJ	1	3/12/19, Jenner against Rask (2) and EN (7-4 W at CBJ)
BOS	2	2/4/02, Guerin against Denis (3) (0-8 L at CBJ); 12/3/23, Marchand against Martin (3) (1-3 L at BOS)

PENALTY SHOTS

CBJ	1	2/16/16, Wennberg successful against Rask (1-2 OTL at CBJ)
BOS	1	12/18/17, Schaller unsuccessful against Bobrovsky (2-7 L at BOS)



BUFFALO SABRES

KeyBank Center / One Seymour H. Knox III Plaza / Buffalo, NY 14203

buffalosabres.com / p: 716.855.4100 / @BuffaloSabres



TAGE THOMPSON

DIRECTORY

First Season: 1970-71
Home Ice: KeyBank Center
Capacity: 19,070 (opened in 1996)
Playoff Appearances: 29 (most recent, 2010-11)
Stanley Cup Titles: None
General Manager: Kevyn Adams
Head Coach: Lindy Ruff
Assistant Coaches:
 Seth Appert, Mike Bales, Matt Ellis, Marty Wilford
Captain: Rasmus Dahlin
Public Relations Contact: Nicole Hendricks

Play-By-Play: Dan Dunleavy
Color Analyst: Rob Ray

2024-25 SCHEDULE

DATE	HOME/AWAY	START (ET)
Oct. 17	at CBJ	7 p.m.
Feb. 4	at BUF	7 p.m.
Apr. 10	at CBJ	7 p.m.

2023-24 SEASON

Record: 39-37-6, 84 pts.
Home: 21-19-1, 43 pts.
Away: 18-18-5, 41 pts.
Playoffs: Did not qualify

LEADERS

Points: Alex Tuch & Rasmus Dahlin, 59
Goals: Tage Thompson, 29
Assists: Rasmus Dahlin, 39
+/- (min. 40 GP): Henri Jokiharju, +14
Def. Points: Rasmus Dahlin, 59
Goaltending: Ukko-Pekka Luukkonen, 27-22-4, 2.57 GAA

2023-24 RESULTS (1-1-1)

DATE	RESULT	ATTN	W/L GOALTENDERS	GW GOAL
Dec. 19, 2023	CBJ 9, at BUF 4	14,888	Daniil Tarasov / Ukko-Pekka Luukkonen	Kirill Marchenko
Dec. 30, 2023	at BUF 3, CBJ 2 (OT)	19,070	Ukko-Pekka Luukkonen / Daniil Tarasov	Jeff Skinner
Feb. 23, 2024	BUF 2, at CBJ 1	18,943	Ukko-Pekka Luukkonen / Daniil Tarasov	Connor Clifton

GOALS BY PERIOD	1ST	2ND	3RD	OT	TOTAL
Columbus	5	5	2	0	12
Buffalo	2	2	4	1	9

SHOTS BY PERIOD	1ST	2ND	3RD	OT	TOTAL
Columbus	32	27	21	0	80
Buffalo	33	42	31	2	108

POWER PLAY	GOALS	ATTEMPTS	PCT
Columbus	2	6	33.3
Buffalo	1	8	12.5

PENALTY KILLING	KILLS	ATTEMPTS	PCT
Columbus	7	8	87.5
Buffalo	4	6	66.7

SKATERS

COLUMBUS	GP	G	A	P	+/-	PIM	PP	SH	GW	EN	S	%
Kirill Marchenko	3	3	1	4	1	0	1	0	1	0	7	42.9
Adam Fantilli	2	2	1	3	1	2	0	0	0	0	3	66.7
Johnny Gaudreau	3	1	2	3	-2	0	0	0	0	0	3	33.3
Cole Sillinger	3	1	2	1	2	0	0	0	0	0	6	16.7
Yegor Chinakhov	3	0	3	3	1	0	0	0	0	0	7	0.0

BUFFALO	GP	G	A	P	+/-	PIM	PP	SH	GW	EN	S	%
Dylan Cozens	3	1	2	3	1	0	0	0	0	0	13	7.7
Casey Mittelstadt	3	1	2	3	0	0	0	0	0	0	6	16.7
Zach Benson	3	0	3	3	0	0	0	0	0	0	4	0.0
Rasmus Dahlin	3	1	1	2	-2	2	0	0	0	0	9	11.1
Kyle Okposo	3	1	1	2	-2	2	0	0	0	0	3	33.3

GOALTENDING

COLUMBUS	GP	MIN	GA	GAA	SO	W	L	OTL	SA	SV%
Daniil Tarasov	3	178	9	3.04	0	1	1	1	108	.917

BUFFALO	GP	MIN	GA	GAA	SO	W	L	OTL	SA	SV%
Ukko-Pekka Luukkonen	3	153	8	3.13	0	2	1	0	62	.871
Devon Levi	1	28	4	8.69	0	0	0	0	18	.778



COLUMBUS VS. BUFFALO ALL-TIME

SEASON	W-L-T/O	HOME	AWAY	GF-GA	SF-SA	PP	PK	PIM
2000-01	1-0-0-0	0-0-0-0	1-0-0-0	2-1	18-23	0-of-2	2-of-2	4-4
2001-02	1-0-1-0	0-0-1-0	1-0-0-0	5-3	44-62	2-of-9	7-of-7	16-20
2002-03	1-1-0-0	1-0-0-0	0-1-0-0	7-7	47-65	2-of-13	11-of-11	37-41
2003-04	0-1-0-0	0-0-0-0	0-1-0-0	0-6	23-39	0-of-5	3-of-3	8-12
2005-06	DID NOT PLAY							
2006-07	1-0-0	1-0-0	0-0-0	3-2	26-38	1-of-6	4-of-6	21-23
2007-08	1-0-0	0-0-0	1-0-0	3-0	29-21	1-of-6	5-of-5	12-14
2008-09	1-0-0	0-0-0	1-0-0	6-1	25-37	0-of-2	7-of-8	16-6
2009-10	1-0-0	1-0-0	0-0-0	4-0	25-28	2-of-6	5-of-5	20-22
2010-11	0-2-0	0-1-0	0-1-0	4-10	55-67	1-of-10	5-of-10	68-73
2011-12	1-1-0	1-0-0	0-1-0	7-5	77-55	1-of-11	4-of-6	26-34
2012-13	DID NOT PLAY							
2013-14	2-1-0	0-1-0	2-0-0	9-9	106-78	1-of-10	5-of-6	32-42
2014-15	2-1-0	1-1-0	1-0-0	9-7	127-78	1-of-9	5-of-7	18-22
2015-16	1-2-0	0-1-0	1-1-0	6-9	92-103	3-of-11	11-for-16	55-31
2016-17	2-1-0	2-0-0	0-1-0	10-9	104-105	2-of-9	5-of-8	34-46
2017-18	2-1-0	1-0-0	1-1-0	9-6	112-96	2-of-4	4-of-4	10-12
2018-19	2-1-0	1-1-0	1-0-0	13-9	110-110	1-of-7	7-of-8	16-14
2019-20	1-0-2	1-0-0	0-0-2	8-9	98-69	2-of-6	2-of-5	12-14
2020-21	DID NOT PLAY							
2021-22	3-0-0	1-0-0	2-0-0	18-10	102-96	1-of-7	4-of-6	16-18
2022-23	1-2-0	0-2-0	1-0-0	11-17	91-106	1-of-4	5-of-9	30-10
2023-24	1-1-1	0-1-0	1-0-1	12-9	80-108	2-of-6	7-of-8	18-12
TOTAL	25-15-1-3	11-8-1-0	14-7-0-3	146-129	1,391-1,384	26-of-142	108-of-140	469-470

	OVERALL	AT CBJ	AT BUF
Current Streak:	0-1-1 since 12/30/23	0-3-0 since 12/7/22	5-0-3 since 3/31/19
Last 10 Games:	5-3-2	6-4-0	6-1-3
Last Win:	12/19/23, 9-4 at BUF	2/20/22, 7-3	12/19/23, 9-4
Last Regulation Loss:	2/23/24, 1-2 at CBJ	2/23/24, 1-2	1/11/18, 1-3
Most Lopsided Win:	5, 2x (12/19/23 (9-4 at BUF)	4, 4x (2/20/22 most recent, 7-3)	5, 2x (12/19/23 most recent, 9-4)
Most Lopsided Loss:	6, 3/29/04 (0-6 at BUF)	5, 12/7/22 (4-9)	6, 3/29/04 (0-6)
Last OT Game:	12/30/23, 2-3 OTL at BUF	10/7/19, 4-3 OTW	12/30/23, 2-3 OTL
OT Record (W-L-T):	4-3-1	2-0-1	2-3-0
Most Goals Scored:	9, 12/19/23 (9-4 W at BUF)	7, 2/20/22 (7-3 W)	9, 12/19/23 (9-4 W)
Most Goals Allowed:	9, 12/7/22 (4-9 L at CBJ)	9, 12/7/22 (4-9 L)	6, 3/29/04 (0-6 L)
Most Goals, Both Teams:	13, 2x (12/19/23 most recent, 9-4 W at BUF)	13, 12/7/22 (4-9 L)	13, 12/19/23 (9-4)
Longest Win Streak:	4, 1/26/07 - 2/6/10	4, 3/10/17 - 10/27/18	4, 11/22/21 - 12/19/23
Longest Pts. Streak:	7, 3/31/19 - 2/20/22 (5-0-0-2)	4, 2x, 3/10/17 - 10/27/18 (4-0-0-0)	8, 3/31/19 - current (5-0-0-3)
Longest Pointless Streak:	3, 12/3/10 - 10/27/11	3, 12/7/22 - current	2, 2x, 12/3/10 - 10/27/11, most recent
Longest Winless Streak:	3, 12/3/10 - 10/27/11 (0-3-0-0)	3, 12/7/22 - current (0-3-0)	2, 3x, 2/1/20 - 2/13/20, most recent (0-0-2)

ALL-TIME RESULTS

2000-01 (1-0-0-0) 1/23 CBJ 2, at BUF 1	2001-02 (1-0-1-0) 10/19 CBJ 3, at BUF 1 12/29 BUF 2, at CBJ 2 OT	2002-03 (1-1-0-0) 11/3 at CBJ 3, BUF 2 11/22 at BUF 5, CBJ 4	2003-04 (0-1-0-0) 3/29 at BUF 6, CBJ 0	2005-06 (0-0-0) DID NOT PLAY	2006-07 (1-0-0) 1/26 at CBJ 3, BUF 2
2007-08 (1-0-0) 10/19 CBJ 3, at BUF 0	2008-09 (1-0-0) 11/14 CBJ 6, at BUF 1	2009-10 (1-0-0) 2/6 at CBJ 4, BUF 0	2010-11 (0-2-0) 12/3 at BUF 5, CBJ 0 4/9 BUF 5, at CBJ 4	2011-12 (1-1-0) 10/27 at BUF 4, CBJ 2 11/25 at CBJ 5, BUF 1	2012-13 (0-0-0) DID NOT PLAY
2013-14 (2-1-0) 10/10 CBJ 4 at BUF 1 1/18 CBJ 4 at BUF 3 SO 1/25 BUF 5 at CBJ 2	2014-15 (2-1-0) 10/9 CBJ 3, at BUF 1 2/24 BUF 4, at CBJ 2 4/10 at CBJ 4, BUF 2	2015-16 (1-2-0) 10/12 at BUF 4, CBJ 2 2/19 BUF 4, at CBJ 0 4/8 CBJ 4, at BUF 1	2016-17 (2-1-0) 3/10 at CBJ 4, BUF 3 3/11 at BUF 5, CBJ 3 3/28 at CBJ 3, BUF 1	2017-18 (2-1-0) 10/25 at CBJ 5, BUF 1 11/20 CBJ 3, at BUF 2 1/11 at BUF 3, CBJ 1	2018-19 (2-1-0) 10/27 at CBJ 5, BUF 4 OT 1/29 BUF 5, at CBJ 4 3/31 CBJ 4, at BUF 0
2019-20 (1-0-2) 10/7 at CBJ 4, BUF 3 OT 2/1 at BUF 2, CBJ 1 OT 2/13 at BUF 4, CBJ 3 OT	2020-21 (0-0-0) DID NOT PLAY	2021-22 (3-0-0) 11/22 CBJ 7, at BUF 4 2/10 CBJ 4, at BUF 3 OT 2/20 at CBJ 7, BUF 3	2022-23 (1-2-0) 12/7 BUF 9, at CBJ 4 2/28 CBJ 5, at BUF 3 4/14 BUF 5, at CBJ 2	2023-24 (1-1-1) 12/19 CBJ 9, at BUF 4 12/30 at BUF 3, CBJ 2 OT 2/23 BUF 2, at CBJ 1	

SHUTOUTS

CBJ	3	10/19/07, Leclair 21 saves (3-0 at BUF); 2/6/10, Mason 28 saves (4-0 at CBJ); 3/31/19, Bobrovsky 38 saves (4-0 at BUF)
BUF	3	3/29/04, Biron 23 saves (0-6 at BUF); 12/3/10, Miller 19 saves (0-5 at BUF); 2/19/16, Lehner 38 Saves (0-4 at CBJ)

HAT TRICKS

CBJ	1	2/28/23, Robinson against Anderson (2) and EN (5-3 W at BUF); 12/19/23, Marchenko against Levi (2) & Luukkonen (1) (9-4 W at BUF)
BUF	1	12/7/22, Thompson against Korpisalo (1) and Merzlikins (4) (4-9 L at CBJ)

PENALTY SHOTS

CBJ	2	10/19/07, Nash unsuccessful against Miller (3-0 W at BUF), 12/7/22, Nyquist unsuccessful against Luukkonen (4-9 L at CBJ)
BUF	1	1/26/07, Paille unsuccessful against Norrena (3-2 W at CBJ)

CALGARY FLAMES

Scotiabank Saddledome / 555 Saddledome Rise S.E. / Calgary, AB T2G 2W1
calgaryflames.com / p: 403.777.2177 / @NHLFlames



DIRECTORY

First Season: 1972-73
Home Ice: Scotiabank Saddledome
Capacity: 19,289 (opened in 1983)
Playoff Appearances: 31 (most recent, 2021-22)
Stanley Cup Titles: 1 (1989)
General Manager: Craig Conroy
Head Coach: Ryan Huska
Assistant Coaches:
 Brad Larsen, Dan Lambert, Cail MacLean
Captain: Mikael Backlund
Public Relations Contact: Peter Hanlon
TV Play-by-Play: Jon Abbott
TV Color Analyst: Kelly Hrudey
Radio Play-by-Play: Derek Wills
Radio Color Analyst: Meghan Mikkelsen

2024-25 SCHEDULE

DATE	HOME/AWAY	START (ET)
Nov. 29	at CBJ	3 p.m.
Dec. 3	at CGY	9 p.m.

2023-24 SEASON

Record: 38-39-5, 81 pts.
Home: 21-19-1, 43 pts.
Away: 17-20-4, 38 pts.
Playoffs: Did not qualify

LEADERS

Points: Nazem Kadri, 75
Goals: Yegor Sharangovich, 31
Assists: Nazem Kadri, 46
+/- (min. 40 GP): Blake Coleman, +19
Def. Points: MacKenzie Weegar, 52
Goaltending: Jacob Markstrom, 23-23-2, 2.78 GAA

2023-24 RESULTS (2-0-0)

DATE	RESULT	ATTN	W/L GOALTENDERS	GW GOAL
Oct 20, 2023	at CBJ 3, CGY 1	16,276	Spencer Martin / Jacob Markstrom	Justin Danforth
Jan. 25, 2024	CBJ 5, at CGY 2	16,689	Daniil Tarasov / Jacob Markstrom	Alexandre Texier

GOALS BY PERIOD	1ST	2ND	3RD	OT	TOTAL
Columbus	2	2	4	-	8
Calgary	2	0	1	-	3

SHOTS BY PERIOD	1ST	2ND	3RD	OT	TOTAL
Columbus	20	20	21	-	61
Calgary	32	15	20	-	67

POWER PLAY	GOALS	ATTEMPTS	PCT
Columbus	1	6	16.7
Calgary	0	4	0.0

PENALTY KILLING	KILLS	ATTEMPTS	PCT
Columbus	4	4	100.0
Calgary	5	6	83.3

SKATERS

COLUMBUS	GP	G	A	P	+/-	PIM	PP	SH	GW	EN	S	%
Zach Werenski	2	1	2	3	4	0	0	0	0	1	5	20.0
Justin Danforth	2	1	1	2	3	0	0	0	1	1	1	100.0
Adam Fantilli	2	1	1	2	0	0	0	0	0	1	4	25.0
Sean Kuraly	2	1	1	2	4	2	0	0	0	0	5	20.0
Damon Severson	2	1	1	2	3	2	0	0	0	0	3	33.3

CALGARY	GP	G	A	P	+/-	PIM	PP	SH	GW	EN	S	%
Elias Lindholm	2	1	0	1	-1	0	0	1	0	0	6	16.7
MacKenzie Weegar	2	1	0	1	2	2	0	0	0	0	6	16.7
Connor Zary	1	1	0	1	1	0	0	0	0	0	1	100.0
Rasmus Andersson	2	0	1	1	-4	15	0	0	0	0	5	0.0
Mikael Backlund	2	0	1	1	-1	0	0	0	0	0	5	0.0

GOALTENDING

COLUMBUS	GP	MIN	GA	GAA	SO	W	L	OTL	SA	SV%
Spencer Martin	1	60	1	1.00	0	1	0	0	37	.973
Daniil Tarasov	1	60	2	2.00	0	1	0	0	30	.933

CALGARY	GP	MIN	GA	GAA	SO	W	L	OTL	SA	SV%
Jacob Markstrom	2	117	6	3.07	0	0	2	0	59	.898

COLUMBUS VS. CALGARY ALL-TIME

SEASON	W-L-T-O	HOME	AWAY	GF-GA	SF-SA	PP	PK	PIM
2000-01	3-1-0-0	2-0-0-0	1-1-0-0	12-9	92-109	6-of-21	14-of-16	87-117
2001-02	2-2-0-0	2-0-0-0	0-2-0-0	9-12	96-134	2-of-20	12-of-14	66-76
2002-03	3-0-0-1	1-0-0-1	2-0-0-0	18-9	106-127	5-of-21	20-of-22	93-87
2003-04	1-3-0-0	1-1-0-0	0-2-0-0	5-10	100-135	3-of-33	17-of-18	69-95
2005-06	2-2-0	1-1-0	1-1-0	6-8	85-134	2-of-21	24-of-25	66-58
2006-07	2-2-0	2-0-0	0-2-0	9-13	109-112	5-of-25	17-of-23	73-87
2007-08	2-2-0	1-1-0	1-1-0	8-7	140-96	1-of-18	15-of-17	83-85
2008-09	2-1-1	2-0-0	0-1-1	13-9	126-115	3-of-21	18-of-21	141-132
2009-10	2-1-1	1-0-1	1-1-0	11-12	117-99	4-of-15	11-of-12	40-46
2010-11	1-2-1	1-1-0	0-1-1	10-14	123-106	1-of-11	17-of-20	55-37
2011-12	3-0-1	1-0-1	2-0-0	9-6	109-120	1-of-13	8-of-10	39-49
2012-13	2-0-1	1-0-1	1-0-0	14-9	82-88	1-of-9	8-of-10	25-23
2013-14	1-1-0	0-1-0	1-0-0	5-5	50-54	1-of-6	3-of-3	8-4
2014-15	2-0-0	1-0-0	1-0-0	6-4	52-71	1-of-5	8-of-9	34-26
2015-16	1-1-0	0-1-0	1-0-0	4-5	47-58	0-of-1	1-for1	6-6
2016-17	1-1-0	0-1-0	1-0-0	4-3	63-43	1-of-7	6-of-8	21-21
2017-18	2-0-0	1-0-0	1-0-0	6-1	69-60	1-of-5	3-of-3	6-10
2018-19	0-2-0	0-1-0	0-1-0	8-13	63-59	2-of-6	2-of-5	15-17
2019-20	0-1-1	0-1-0	0-0-1	2-6	65-66	0-of-4	3-of-3	8-10
2020-21	DID NOT PLAY							
2021-22	0-2-0	0-1-0	0-1-0	2-12	43-103	0-of-2	5-of-5	10-4
2022-23	1-0-1	1-0-0	0-0-1	6-5	52-81	2-of-11	7-of-7	23-29
2023-24	2-0-0	1-0-0	1-0-0	8-3	61-67	1-of-6	4-of-4	15-43
TOTAL	35-24-0-8	20-10-0-4	15-14-0-4	175-175	1,850-2,037	43-of-281	223-of-256	983-1,072

	OVERALL	AT CBJ	AT CGY
Current Streak:	3-0-1 since 12/9/22	2-0-0 since 12/9/22	1-0-1 since 1/23/23
Last 10 Games:	3-5-2	4-6-0	6-2-2
Last Win:	1/25/24, 5-2 at CGY	10/20/23, 3-1	1/25/24, 5-2
Last Regulation Loss:	2/15/22, 2-6 at CGY	1/26/22, 0-6	2/15/22, 2-6
Most Lopsided Win:	5, 2x (3/26/09, 5-0 at CBJ)	5, 3/26/09 (5-0)	5, 1/11/03 (7-2)
Most Lopsided Loss:	6, 1/26/22 (0-6 at CBJ)	6, 1/26/22 (0-6)	5, 3/25/02 (1-6)
Last OT Game:	1/23/23, 3-4 OTL at CGY	11/22/17, 1-0 OTW	1/23/23, 3-4 OTL
OT Record (W-L-T):	8-8-0	2-4-0	6-4-0
Most Goals Scored:	7, 1/11/03 (7-2 W at CGY)	6, 2x (12/4/18 most recent, 6-9 L)	7, 1/11/03 (7-2 W)
Most Goals Allowed:	9, 12/4/18 (6-9 L at CBJ)	9, 12/4/18 (6-9 L)	6, 4x (2/15/22 most recent, 2-6 L)
Most Goals, Both Teams:	15, 12/4/18 (6-9 L at CBJ)	15, 12/4/18 (6-9 L)	10, 2x (3/29/13 most recent, 6-4 W)
Longest Win Streak:	3, 4x, 12/16/16 - 3/29/18	5, 3/14/01 - 12/19/02	8, 12/1/11 - 3/29/18
Longest Pts. Streak:	7, 11/21/11 - 3/29/13 (5-0-0-2)	7, 3/14/01 - 11/9/03 (6-0-0-1)	8, 12/1/11 - 3/29/18 (8-0-0-0)
Longest Pointless Streak:	4, 12/19/03 - 11/3/05	3, 12/4/18 - 1/26/22	3, 2x, 11/1/03 - 11/3/05, most recent
Longest Winless Streak:	6, 12/4/18 - 2/15/22 (0-5-0-1)	3, 12/4/18 - 1/26/22 (0-3-0-0)	4, 2x, 3/19/19 - 1/23/23, most recent (0-2-0-2)

ALL-TIME RESULTS

2000-01	(3-1-0-0)	2001-02	(2-2-0-0)	2002-03	(3-0-0-1)	2003-04	(1-3-0-0)	2005-06	(2-2-0)	2006-07	(2-2-0)
10/12	CBJ 3, at CGY 2	11/1	at CGY 2, CBJ 1	12/19	at CBJ 3, CGY 0	11/1	at CGY 3, CBJ 0	10/7	CGY 3, at CBJ 1	11/3	at CBJ 5, CGY 4 SO
3/14	at CBJ 3, CGY 0	11/25	at CBJ 4, CGY 3	1/11	CBJ 7, at CGY 2	11/9	at CBJ 4, CGY 3	11/3	at CGY 2, CBJ 1	12/1	at CGY 2, CBJ 1
3/24	at CBJ 6, CGY 4	3/16	at CBJ 3, CGY 1	3/8	CGY 3, at CBJ 2 OT	12/19	CGY 2, at CBJ 1	2/1	CBJ 2, at CGY 1 SO	2/2	at CGY 6, CBJ 2
3/27	at CGY 3, CBJ 0	3/25	at CGY 6, CBJ 1	3/29	CBJ 6, at CGY 4	3/18	at CGY 2, CBJ 0	3/24	at CBJ 3, CGY 2	2/8	at CBJ 2, CGY 1
2007-08	(2-2-0)	2008-09	(2-1-1)	2009-10	(2-1-1)	2010-11	(1-2-1)	2011-12	(3-0-1)	2012-13	(2-0-1)
12/1	CBJ 4, at CGY 3 OT	11/8	at CBJ 3, CGY 1	10/13	at CBJ 2, CGY 1	10/22	CGY 6, at CBJ 2	11/21	at CBJ 4, CGY 1	2/7	CGY 4, at CBJ 3 OT
12/18	CGY 3, at CBJ 1	1/21	at CGY 5, CBJ 4 SO	10/20	at CGY 6, CBJ 3	12/13	at CGY 3, CBJ 2 OT	12/1	CBJ 4, at CGY 3 SO	3/22	at CBJ 5, CGY 1
3/4	at CGY 1, CBJ 0	2/24	at CGY 4, CBJ 1	11/28	CGY 4, at CBJ 3 SO	12/21	at CBJ 3, CGY 1	12/27	CGY 2, at CBJ 1 SO	3/29	CBJ 6, at CGY 4
3/18	at CBJ 3, CGY 0	3/26	at CBJ 5, CGY 0	1/8	CBJ 3, at CGY 2	3/4	at CGY 4, CBJ 3	3/18	CBJ 2, at CGY 1 SO		
2013-14	(1-1-0)	2014-15	(2-0-0)	2015-16	(1-1-0)	2016-17	(1-1-0)	2017-18	(2-0-0)	2018-19	(0-2-0)
10/4	CGY 4, at CBJ 3	10/17	at CBJ 3, CGY 2	1/21	CGY 4, at CBJ 2	11/23	CGY 2, at CBJ 0	11/22	at CBJ 1, CGY 0 OT	12/4	CGY 9, at CBJ 6
11/20	CBJ 2, at CGY 1 OT	3/21	CBJ 3, at CGY 2 OT	2/5	CBJ 2, at CGY 1	12/16	CBJ 4, at CGY 1	3/29	CBJ 5, at CGY 1	3/19	at CGY 4, CBJ 2
2019-20	(0-1-1)	2020-21	(0-0-0)	2021-22	(0-2-0)	2022-23	(1-0-1)	2023-24	(2-0-0)		
11/2	CGY 3, at CBJ 0	DID NOT PLAY		1/26	CGY 6, at CBJ 0	12/9	at CBJ 3, CGY 1	10/20	at CBJ 3, CGY 1		
3/4	at CGY 3, CBJ 2 OT			2/15	at CGY 6, CBJ 2	1/23	at CGY 4, CBJ 3 OT	1/25	CBJ 5, at CGY 2		

SHUTOUTS

CBJ	5	3/14/01, Tugnutt 30 saves (3-0 at CBJ); 12/19/02, Denis 29 saves (3-0 at CBJ); 3/18/08, Norrena 18 saves (3-0 at CBJ); 3/26/09, Mason 33 saves (5-0 at CBJ); 11/22/17, Bobrovsky 22 saves (1-0 OT at CBJ)
CGY	7	3/27/01, Braithwaite 19 saves (0-3 at CGY); 11/1/03, McLennan 15 saves (0-3 at CGY); 3/18/04, Kiprusoff 23 saves (0-2 at CGY); 3/4/08, Kiprusoff 39 saves (0-1 at CGY); 11/23/16, Johnson 34 saves (0-2 at CBJ); 11/2/19, Rittich 30 saves (0-3 at CBJ); 1/26/22, Markstrom 23 saves (0-6 at CBJ)

HAT TRICKS

CBJ	3	3/29/03, Sanderson against Turek (3) and EN (6-4 W at CGY); 3/29/18, Dubois against Gillies (3) (5-1 W at CGY); 12/4/18, Atkinson against Rittich (1) and Smith (2) (6-9 L at CBJ)
CGY	1	10/22/10, Bourque against Mason (3) (2-6 L at CBJ)

PENALTY SHOTS

CBJ	3	3/4/11, Calvert unsuccessful against Kiprusoff (3-4 L at CGY); 3/4/11, Vermette unsuccessful against Kiprusoff (3-4 L at CGY); 1/23/23, Gaudreau unsuccessful against Vladar (3-4 OTL at CGY)
CGY	0	None



CAROLINA HURRICANES

Lenovo Center / 1400 Edwards Mill Rd. / Raleigh, NC 27607

carolinahurricanes.com / p: 919.467.7825 / @NHLCanes



SEBASTIAN AHO

DIRECTORY

First Season: 1979-80

(Relocated from Hartford in 1997)

Home Ice: Lenovo Center

Capacity: 18,680 (opened in 1999)

Playoff Appearances: 19 (most recent, 2023-24)

Stanley Cup Titles: 1 (2006)

General Manager: Eric Tulsky

Head Coach: Rod Brind'Amour

Assistant Coaches: Jeff Daniels, Tim Gleason

Captain: Jordan Staal

Public Relations Contact: Mike Sundheim

Play-by-Play: Mike Maniscalco

Color Analyst: Tripp Tracy

2024-25 SCHEDULE

DATE	HOME/AWAY	START (ET)
Nov. 23	at CBJ	7 p.m.
Dec. 15	at CAR	5 p.m.
Dec. 31	at CBJ	8 p.m.
Jan. 23	at CAR	7 p.m.

2023-24 SEASON

Record: 52-23-7, 111 pts.

Home: 27-10-4, 58 pts.

Away: 25-13-3, 53 pts.

Playoffs: Lost 4-2 (NYR) in Round 2

LEADERS

Points: Sebastian Aho, 89

Goals: Sebastian Aho, 36

Assists: Sebastian Aho, 53

+/- (min. 40 GP): Sebastian Aho, +34

Def. Points: Brady Skjei, 47

Goaltending: Pyotr Kochetkov, 23-13-4, 2.33 GAA

2023-24 RESULTS (1-3-0)

DATE	RESULT	ATTN	W/L GOALTENDERS	GW GOAL
Nov. 26, 2023	at CAR 3, CBJ 2	18,700	Pyotr Kochetkov / Elvis Merzlikins	Andrei Svechnikov
Feb. 29, 2024	CAR 4, at CBJ 2	18,390	Spencer Martin / Daniil Tarasov	Brady Skjei
Apr. 7, 2024	at CAR 3, CBJ 0	18,837	Frederik Andersen / Malcolm Subban	Andrei Svechnikov
Apr. 16, 2024	at CBJ 6, CAR 3	17,289	Jet Greaves / Spencer Martin	Johnny Gaudreau

GOALS BY PERIOD	1ST	2ND	3RD	OT	TOTAL
Columbus	3	2	5	-	10
Carolina	4	4	5	-	13

SHOTS BY PERIOD	1ST	2ND	3RD	OT	TOTAL
Columbus	30	35	28	-	93
Carolina	54	43	55	-	152

POWER PLAY	GOALS	ATTEMPTS	PCT
Columbus	1	5	20.0
Carolina	2	12	16.7

PENALTY KILLING	KILLS	ATTEMPTS	PCT
Columbus	10	12	83.3
Carolina	4	5	80.0

SKATERS

COLUMBUS	GP	G	A	P	+/-	PIM	PP	SH	GW	EN	S	%
Zach Werenski	4	2	3	5	2	0	0	0	0	10	20.0	
Johnny Gaudreau	4	2	1	3	2	0	0	0	1	0	5	40.0
Alex Nylander	3	2	1	3	1	0	1	0	0	0	9	22.2
Kirill Marchenko	4	1	1	2	0	0	0	0	0	0	6	16.7
Cole Sillinger	4	1	1	2	-2	2	0	0	0	0	11	9.1

CAROLINA	GP	G	A	P	+/-	PIM	PP	SH	GW	EN	S	%
Teuvo Teravainen	4	4	2	6	3	0	1	0	0	0	13	30.8
Jesper Kotkaniemi	3	2	2	4	2	0	0	0	0	0	8	25.0
Brady Skjei	3	2	2	4	5	2	0	0	1	0	10	20.0
Sebastian Aho	3	2	1	3	4	0	1	0	0	0	10	20.0
Andrei Svechnikov	3	2	1	3	5	0	0	0	2	0	15	13.3

GOALTENDING

COLUMBUS	GP	MIN	GA	GAA	SO	W	L	OTL	SA	SV%
Jet Greaves	1	60	3	3.00	0	1	0	0	41	.927
Malcolm Subban	1	60	3	3.00	0	0	1	0	35	.914
Elvis Merzlikins	1	59	3	3.06	0	0	1	0	43	.930
Daniil Tarasov	1	57	3	3.18	0	0	1	0	32	.906

CAROLINA	GP	MIN	GA	GAA	SO	W	L	OTL	SA	SV%
Frederik Andersen	1	60	0	0.00	1	1	0	0	23	1.000
Pyotr Kochetkov	1	60	2	2.00	0	1	0	0	23	.913
Spencer Martin	2	120	8	4.00	0	1	1	0	47	.830



COLUMBUS VS. CAROLINA ALL-TIME

SEASON	W-L-T/O	HOME	AWAY	GF-GA	SF-SA	PP	PK	PIM
2000-01	1-1-0-0	1-0-0-0	0-1-0-0	4-3	40-58	2-of-11	5-of-6	28-36
2001-02	0-1-0-0	0-0-0-0	0-1-0-0	2-5	18-38	1-of-4	6-of-6	12-8
2002-03	0-2-0-0	0-1-0-0	0-1-0-0	7-10	67-66	2-of-7	7-of-10	27-21
2003-04	1-1-0-0	0-1-0-0	1-0-0-0	4-4	45-63	2-of-9	7-of-8	20-22
2005-06	0-1-0	0-0-0	0-1-0	1-2	26-32	0-of-4	6-of-7	14-8
2006-07	DID NOT PLAY							
2007-08	1-0-0	1-0-0	0-0-0	4-1	23-24	1-of-6	3-of-4	13-17
2008-09	1-0-0	0-0-0	1-0-0	5-1	20-27	2-of-4	3-of-3	6-8
2009-10	1-0-0	1-0-0	0-0-0	3-2	26-26	0-of-3	5-of-5	10-6
2010-11	1-0-0	0-0-0	1-0-0	3-2	28-31	0-of-5	9-of-9	20-12
2011-12	1-0-0	1-0-0	0-0-0	5-1	26-40	1-of-3	5-of-5	10-6
2012-13	DID NOT PLAY							
2013-14	3-2-0	1-1-0	2-1-0	13-11	152-151	2-of-11	14-of-18	40-26
2014-15	1-2-1	0-2-0	1-0-1	9-13	106-131	5-of-16	19-of-23	53-39
2015-16	1-2-1	0-1-1	1-1-0	11-12	131-110	2-of-14	9-of-11	43-47
2016-17	2-1-1	2-0-0	0-1-1	11-10	107-121	0-of-11	11-of-12	26-24
2017-18	2-2-0	1-1-0	1-1-0	6-8	127-122	0-of-10	7-of-7	14-20
2018-19	2-2-0	1-1-0	1-1-0	10-8	100-143	1-of-10	8-of-8	16-20
2019-20	3-0-0	2-0-0	1-0-0	10-7	84-90	0-of-7	7-of-7	16-16
2020-21	3-3-2	1-2-1	2-1-1	20-28	230-242	2-of-20	11-of-15	35-45
2021-22	1-3-0	0-2-0	1-1-0	11-16	100-163	1-of-12	10-of-14	44-40
2022-23	1-2-0	1-1-0	0-1-0	6-13	73-126	2-of-10	10-of-12	28-24
2023-24	1-3-0	1-1-0	0-2-0	10-13	93-152	1-of-5	10-of-12	26-12
TOTAL	27-28-0-5	14-14-0-2	13-14-0-3	155-170	1,622-1,956	27-of-182	172-of-202	501-457

	OVERALL	AT CBJ	AT CAR
Current Streak:	1-0-0 since 4/16/24	1-0-0 since 4/16/24	0-4-0 since 2/25/22
Last 10 Games:	3-7-0	3-6-1	4-5-1
Last Win:	4/16/24, 6-3 at CBJ	4/16/24, 6-3	1/13/22, 6-0
Last Regulation Loss:	4/7/24, 0-3 at CAR	2/29/24, 2-4	4/7/24, 0-3
Most Lopsided Win:	6, 1/13/22 (6-0 at CAR)	4, 3/23/12 (5-1)	6, 1/13/22 (6-0)
Most Lopsided Loss:	4, 4x (1/12/23 most recent, 2-6 at CBJ)	4, 2x (1/12/23 most recent, 2-6)	4, 2x (2/25/22 most recent, 0-4)
Last OT Game:	1/7/23, 4-3 SOW at CBJ	1/7/23, 4-3 SOW	5/1/21, 1-2 OTL
OT Record (W-L-T):	8-5-0	3-2-0	5-3-0
Most Goals Scored:	6, 2x (4/16/24 most recent 6-3 W at CBJ)	6, 4/16/24 (6-3)	6, 1/13/22 (6-0)
Most Goals Allowed:	7, 2x (1/1/22 most recent, 4-7 L at CBJ)	7, 1/1/22 (4-7 L)	7, 2/15/21 (3-7 L)
Most Goals, Both Teams:	11, 3x (1/1/22, most recent, 4-7 L at CBJ)	11, 2x (1/1/22 most recent, 4-7 L)	11, 3/10/03 (5-6 L)
Longest Win Streak:	7, 12/29/07 - 1/10/14	4, 12/29/07 - 1/10/14	3, 2/14/09 - 12/23/13
Longest Pts. Streak:	7, 12/29/07 - 1/10/14 (7-0-0-0)	4, 12/29/07 - 1/10/14 (4-0-0-0)	4, 3/18/21 - 1/13/22 (3-0-0-1)
Longest Pointless Streak:	4, 2x, 1/12/23 - 4/7/24	3, 3/18/14 - 3/15/15	4, 2/25/22 - current
Longest Winless Streak:	5, 3/22/21 - 1/1/22 (0-3-0-2)	5, 3/18/14 - 3/24/16 (0-4-0-1)	4, 2/25/22 - current (0-4-0-0)

ALL-TIME RESULTS

2000-01 (1-1-0-0)	2001-02 (0-1-0-0)	2002-03 (0-2-0-0)	2003-04 (1-1-0-0)	2005-06 (0-1-0)	2006-07 (0-0-0)
12/29 at CBJ 3, CAR 1	11/19 at CAR 5, CBJ 2	11/30 CAR 4, at CBJ 2	3/2 CBJ 3, at CAR 0	12/15 at CAR 2, CBJ 1	DID NOT PLAY
3/7 at CAR 2, CBJ 1		3/10 at CAR 6, CBJ 5	3/8 CAR 4, at CBJ 1		
2007-08 (1-0-0)	2008-09 (1-0-0)	2009-10 (1-0-0)	2010-11 (1-0-0)	2011-12 (1-0-0)	2012-13 (0-0-0)
12/29 at CBJ 4, CAR 1	2/14 CBJ 5, at CAR 1	11/7 at CBJ 3, CAR 2	3/12 CBJ 3, at CAR 2	3/23 at CBJ 5, CAR 1	DID NOT PLAY
2013-14 (3-2-0)	2014-15 (1-2-1)	2015-16 (1-2-1)	2016-17 (2-1-1)	2017-18 (2-2-0)	2018-19 (2-2-0)
12/23 CBJ 4, at CAR 3	11/4 CAR 4, at CBJ 2	1/8 at CAR 4, CBJ 1	1/10 at CAR 5, CBJ 3	10/10 CBJ 2, at CAR 1 OT	10/5 CAR 3, at CBJ 1
1/10 at CBJ 3, CAR 0	11/7 at CAR 3, CBJ 2 OT	1/9 CAR 4, at CBJ 3 OT	1/17 at CBJ 4, CAR 1	11/10 CAR 3, at CBJ 1	11/17 CBJ 4, at CAR 1
1/27 at CAR 3, CBJ 2	3/10 CBJ 4, at CAR 3 SO	3/24 CAR 3, at CBJ 2	1/21 at CBJ 3, CAR 2	11/28 at CBJ 3, CAR 2 SO	1/4 at CAR 4, CBJ 2
3/18 CAR 3, at CBJ 1	3/15 CAR 3, at CBJ 2	4/2 CBJ 5, at CAR 1	3/30 at CAR 2, CBJ 1 OT	12/16 at CAR 2, CBJ 1	3/15 at CBJ 3, CAR 0
3/29 CBJ 3, at CAR 2 OT					
2019-20 (3-0-0)	2020-21 (3-3-2)	2021-22 (1-3-0)	2022-23 (1-2-0)	2023-24 (1-3-0)	
10/12 CBJ 3, at CAR 2	2/7 CAR 6, at CBJ 5	10/23 CAR 5, at CBJ 1	10/12 at CAR 4, CBJ 1	10/26 at CAR 3, CBJ 2	
10/24 at CBJ 4, CAR 3 OT	2/8 at CBJ 3, CAR 2	3/25 CAR 4, at CBJ 3 OT	1/7 at CBJ 4, CAR 3 SO	2/29 CAR 4, at CBJ 2	
1/16 at CBJ 3, CAR 2	2/15 at CAR 7, CBJ 3	5/1 at CAR 2, CBJ 1 OT	1/12 CAR 6, at CBJ 2	4/7 at CAR 3, CBJ 0	
	3/18 CBJ 3, at CAR 2 OT			4/16 at CBJ 6, CBJ 3	

SHUTOUTS

CBJ	4	3/2/04, Denis 25 saves (3-0 at CAR); 1/10/14, Bobrovsky 36 saves (3-0 W at CBJ); 3/15/19, Bobrovsky 46 saves (3-0 at CBJ); 1/13/22, Merzlikins 31 saves (6-0 at CAR)
CAR	2	3/22/21, Nedeljkovic 19 saves (0-3 at CBJ); 3/10/22, Andersen 19 saves (0-4 at CAR); 4/7/24, Andersen 23 saves (0-3 at CAR)

HAT TRICKS

CBJ	4	3/23/12, Umberger against Ward (3) (5-1 W at CBJ); 4/2/16, Saad against Lack (3) (5-1 W at CAR); 11/17/18, Atkinson against Darling (3) (4-1 W at CAR); 1/7/23, Marchenko against Raanta (3) (4-3 SOW at CBJ)
CAR	0	None

PENALTY SHOTS

CBJ	1	2/8/21, Atkinson goal against Nedeljkovic (3-2 W at CBJ)
CAR	0	None




CHICAGO BLACKHAWKS

CHICAGO BLACKHAWKS

United Center / 1901 W. Madison St. / Chicago, IL 60612

chicagoblackhawks.com / p: 312.455.7000 / @NHLBlackhawks



CONNOR BEDARD

DIRECTORY

First Season: 1926-27
Home Ice: United Center
Capacity: 19,717 (opened in 1994)
Playoff Appearances: 63 (most recent, 2019-20)
Stanley Cup Titles: 6 (most recent, 2015)
General Manager: Kyle Davidson
Head Coach: Luke Richardson
Assistant Coaches:
 Derek King, Kevin Dean, Derek Plante
Captain: Nick Foligno
Public Relations Contact: Lyndsey Stroope

TV Play-by-Play: Rick Ball
TV Color Analyst: Darren Pang
Radio Play-by-Play: John Wiedeman
Radio Analyst: John Troy Murray

2024-25 SCHEDULE

DATE	HOME/AWAY	START (ET)
Dec. 1	at CHI	3 p.m.
Feb. 22	at CBJ	7 p.m.

2023-24 SEASON

Record: 23-53-6, 52 pts.
Home: 16-21-4, 36 pts.
Away: 7-32-2, 16 pts.
Playoffs: Did not qualify

LEADERS

Points: Connor Bedard, 61
Goals: Connor Bedard & Jason Dickinson, 22
Assists: Connor Bedard, 39
+/- (min. 40 GP): Joey Anderson, +5
Def. Points: Seth Jones, 31
Goaltending: Petr Mrazek, 18-31-4, 3.05 GAA

2023-24 RESULTS (2-0-0)

DATE	RESULT	ATTN	W/L GOALTENDERS	GW GOAL
Nov. 22, 2023	at CBJ 7, CHI 3	18,158	Elvis Merzlikins / Petr Mrazek	Cole Sillinger
Mar. 2, 2024	CBJ 5, at CHI 2	18,782	Elvis Merzlikins / Arvis Soderblom	Mathieu Olivier

GOALS BY PERIOD	1ST	2ND	3RD	OT	TOTAL
Columbus	5	6	1	-	12
Chicago	2	0	3	-	5

SHOTS BY PERIOD	1ST	2ND	3RD	OT	TOTAL
Columbus	22	25	10	-	57
Chicago	18	17	29	-	64

POWER PLAY	GOALS	ATTEMPTS	PCT
Columbus	1	5	20.0
Chicago	0	7	0.00

PENALTY KILLING	KILLS	ATTEMPTS	PCT
Columbus	7	7	100.0
Chicago	4	5	80.0

SKATERS

COLUMBUS	GP	G	A	P	+/-	PIM	PP	SH	GW	EN	S	%
Zach Werenski	2	0	6	6	9	2	0	0	0	0	5	0.0
Boone Jenner	2	3	0	3	5	0	1	0	0	0	3	100.0
Cole Sillinger	2	2	1	3	1	0	0	0	1	0	5	40.0
Adam Boqvist	2	0	3	3	7	0	0	0	0	0	2	0.0
Johnny Gaudreau	2	1	1	2	5	0	0	0	0	1	2	50.0

CHICAGO	GP	G	A	P	+/-	PIM	PP	SH	GW	EN	S	%
Phillip Kurashev	2	1	2	3	-3	0	0	0	0	0	10	10.0'
Connor Bedard	2	1	1	2	-3	0	0	0	0	0	5	20.0
Ryan Donato	2	1	1	2	-1	0	0	0	0	0	3	33.3
Jason Dickinson	2	1	0	1	-1	0	0	0	0	0	2	50.0
Reese Johnson	2	1	0	1	-3	0	0	0	0	0	8	12.5

GOALTENDING

COLUMBUS	GP	MIN	GA	GAA	SO	W	L	OTL	SA	SV%
Elvis Merzlikins	2	120	5	2.50	0	2	0	0	64	.922

CHICAGO	GP	MIN	GA	GAA	SO	W	L	OTL	SA	SV%
Arvid Soderblom	2	87	6	4.12	0	0	1	0	38	.842
Petr Mrazek	1	32	5	9.30	0	0	1	0	18	.722

OPPONENTS



COLUMBUS VS. CHICAGO ALL-TIME

SEASON	W-L-T/O	HOME	AWAY	GF-GA	SF-SA	PP	PK	PIM
2000-01	1-4-0-0	1-2-0-0	0-2-0-0	9-18	118-137	2-of-25	18-of-23	86-80
2001-02	1-2-2-0	1-0-1-0	0-2-1-0	10-12	124-154	6-of-26	17-of-19	121-135
2002-03	2-3-0-0	2-1-0-0	0-2-0-0	11-15	141-153	2-of-25	21-of-23	105-142
2003-04	4-2-0-0	2-1-0-0	2-1-0-0	17-19	204-188	6-of-34	21-of-25	108-124
2005-06	5-3-0	3-1-0	2-2-0	26-21	212-299	5-of-40	42-of-48	108-102
2006-07	4-4-0	2-2-0	2-2-0	27-26	220-192	11-of-43	26-of-31	116-130
2007-08	4-3-1	2-2-0	2-1-1	27-28	229-217	6-of-38	28-of-35	109-131
2008-09	3-1-2	1-0-2	2-1-0	16-16	175-164	2-of-22	19-of-26	73-65
2009-10	2-2-2	1-1-1	1-1-1	24-21	153-206	3-of-21	17-of-23	56-62
2010-11	2-3-1	0-2-1	2-1-0	17-24	202-193	5-of-28	16-of-21	54-69
2011-12	0-6-0	0-3-0	0-3-0	10-31	190-176	2-of-20	14-of-19	90-92
2012-13	0-2-2	0-1-1	0-1-1	6-9	106-126	1-of-13	9-of-9	46-52
2013-14	0-2-0	0-1-0	0-1-0	4-10	50-71	1-of-7	4-of-6	17-19
2014-15	2-0-0	1-0-0	1-0-0	7-4	46-74	0-of-3	9-of-9	22-10
2015-16	1-1-0	1-0-0	0-1-0	6-8	48-56	1-of-4	7-of-10	39-17
2016-17	1-1-0	1-0-0	0-1-0	4-5	61-58	2-of-6	6-of-7	16-14
2017-18	1-1-0	1-0-0	0-1-0	4-7	62-62	1-of-3	4-of-5	17-13
2019-19	1-1-0	0-1-0	1-0-0	6-6	68-67	0-of-5	3-of-4	8-10
2019-20	0-0-2	0-0-1	0-0-1	4-5	72-63	0-of-7	7-of-9	20-16
2020-21	2-3-3	0-2-2	2-1-1	22-27	249-248	6-of-15	16-of-22	63-39
2021-22	1-1-0	0-1-0	1-0-0	9-8	64-52	1-of-5	7-of-8	16-10
2022-23	1-1-0	1-0-0	0-1-0	6-6	67-66	2-of-7	9-of-10	31-25
2023-24	2-0-0	1-0-0	1-0-0	12-5	57-64	1-of-5	7-of-7	14-10
TOTAL	40-46-2-13	21-21-1-8	19-25-1-5	284-331	2,917-3,092	66-of-402	327-of-399	1,335-of-1,367

	OVERALL	AT CBJ	AT CHI
Current Streak:	3-0-0 since 12/31/22	2-0-0 since 12/31/22	1-0-0 since 3/2/24
Last 10 Games:	4-4-2	3-4-3	5-3-2
Last Win:	3/2/24, 5-2 at CHI	11/22/23, 7-3	3/2/24, 5-2
Last Regulation Loss:	12/23/22, 2-5 at CHI	1/11/22, 2-4	12/23/22, 2-5
Most Lopsided Win:	5, 3/25/10 (8-3 at CBJ)	5, 3/25/10 (8-3)	3, 6x (3/2/24 most recent, 5-2)
Most Lopsided Loss:	7, 1/22/04 (0-7 at CHI)	6, 2/15/03 (1-7)	7, 1/22/04 (0-7)
Last OT Game:	4/12/21, 3-4 OTL at CBJ	4/12/21, 3-4 OTL	2/13/21, 2-3 OTL
OT Record (W-L-T):	7-13-2	5-8-1	2-5-1
Most Goals Scored:	8, 3/25/10 (8-3 W at CBJ)	8, 3/25/10 (8-3 W)	7, 2x (2/17/22 most recent, 7-4 W)
Most Goals Allowed:	7, 4x (2/1/11 most recent, 4-7 L at CBJ)	7, 3x (2/1/11 most recent, 4-7 L)	7, 1/22/04 (0-7 L)
Most Goals, Both Teams:	11, 7x (2/17/22 most recent, 7-4 W at CHI)	11, 4x (2/23/21 most recent, 5-6 SOL)	11, 3x (2/17/22 most recent, 7-4 W)
Longest Win Streak:	4, 2/27/04 - 12/30/05	4, 12/20/14 - 2/24/18	3, 2/27/04 - 12/30/05
Longest Pts. Streak:	5, 3/13/09 - 12/1/09 (3-0-0-2)	5, 4/8/01 - 1/20/03 (4-0-1-0)	3, 4x, 2/11/21 - 2/17/22, most recent (2-0-0-1)
Longest Pointless Streak:	8, 10/29/11 - 2/24/13	4, 11/10/11 - 1/26/13	4, 2x, 10/29/11 - 2/24/13, most recent
Longest Winless Streak:	13, 4/1/11 - 4/4/14 (0-10-0-3)	9, 10/15/10 - 4/4/14 (0-7-0-2)	7, 10/15/00 - 12/20/02 (0-6-1-0)

ALL-TIME RESULTS

2000-01 10/7 CHI 5, at CBJ 3 10/15 at CHI 2, CBJ 1 12/3 at CHI 5, CBJ 0 1/12 CHI 3, at CBJ 1 4/8 at CBJ 4, CHI 3 OT	(1-4-0-0)	2001-02 10/14 CBJ 2, at CHI 2 OT 11/23 CHI 2, at CBJ 2 OT 1/10 at CHI 2, CBJ 1 1/12 at CBJ 5, CHI 4 4/14 at CHI 2, CBJ 0	(1-2-2-0)	2002-03 10/10 at CBJ 2, CHI 1 10/29 at CHI 3, CBJ 2 12/20 at CHI 3, CBJ 1 1/20 at CBJ 5, CHI 1 2/15 CHI 7, at CBJ 1	(2-3-0-0)	2003-04 10/16 at CBJ 2, CHI 1 12/26 CBJ 4, at CHI 1 1/22 at CHI 7, CBJ 0 1/24 at CBJ 4, CHI 3 2/25 CHI 4, at CBJ 3 2/27 CBJ 4, at CHI 3	(4-2-0-0)	2005-06 10/9 CBJ 3, at CHI 2 12/26 at CBJ 4, CHI 3 OT 12/30 CBJ 3, at CHI 2 3/7 CHI 3, at CBJ 1 3/15 at CHI 3, CBJ 2 4/1 at CBJ 5, CHI 2 4/15 at CBJ 5, CHI 2 4/16 at CHI 4, CBJ 3	(5-3-0)	2006-07 10/7 CBJ 5, at CHI 4 11/12 at CHI 1, CBJ 0 12/16 CHI 6, at CBJ 4 12/31 at CBJ 3, CHI 1 1/16 CBJ 5, at CHI 4 OT 2/11 CHI 5, at CBJ 4 3/20 at CBJ 5, CHI 2 3/30 at CHI 3, CBJ 1	(4-4-0)	2007-08 10/23 CBJ 7, at CHI 4 11/7 at CHI 5, CBJ 2 11/14 at CBJ 4, CHI 2 1/24 CBJ 1, at CHI 0 2/13 CHI 7, at CBJ 2 3/14 CHI 6, at CBJ 3 3/26 at CBJ 4, CHI 0 3/30 at CHI 5, CBJ 4 SO	(4-3-1)	2008-09 11/1 CHI 4, at CBJ 3 SO 12/14 at CHI 3, CBJ 1 3/13 CBJ 5, at CHI 3 3/18 at CBJ 4, CHI 3 OT 4/5 CHI 1, at CBJ 0 OT 4/8 CBJ 4, at CHI 3 SO	(3-1-2)	2009-10 12/1 at CHI 4, CBJ 3 SO 1/14 at CHI 3, CBJ 0 1/16 CHI 6, at CBJ 5 2/14 CHI 5, at CBJ 4 SO 3/25 at CBJ 8, CHI 3 3/28 CBJ 4, at CHI 2	(2-2-2)	2010-11 10/15 CHI 5, at CBJ 2 10/23 CBJ 3, at CHI 2 12/26 at CHI 4, CBJ 1 2/1 CHI 7, at CBJ 4 2/18 CBJ 4, at CHI 3 4/1 CHI 4, at CBJ 3 SO	(2-3-1)	2011-12 10/29 at CHI 5, CBJ 2 11/10 CHI 6, at CBJ 3 12/26 at CHI 4, CBJ 1 1/10 at CHI 5, CBJ 2 2/18 CHI 6, at CBJ 1 3/20 CHI 5, at CBJ 1	(0-6-0)	2012-13 1/26 CHI 3, at CBJ 2 2/24 at CHI 1, CBJ 0 3/1 at CHI 4, CBJ 3 OT 3/14 CHI 2, at CBJ 1 SO	(0-2-2)	2013-14 3/6 at CHI 6, CBJ 1 4/4 CHI 4, at CBJ 3	(0-2-0)	2014-15 12/20 at CBJ 3, CHI 2 SO 3/27 CBJ 5, at CHI 2	(2-0-0)	2015-16 10/17 at CHI 4, CBJ 1 4/9 at CBJ 5, CHI 4 OT	(1-1-0)	2016-17 10/21 at CBJ 3, CHI 2 3/31 at CHI 3, CBJ 1	(1-1-0)	2017-18 10/7 at CHI 5, CBJ 1 2/24 at CBJ 3, CHI 2	(1-1-0)	2018-19 10/20 CHI 4, at CBJ 1 2/16 CBJ 5, at CHI 2	(1-1-0)	2019-20 10/18 at CHI 3, CBJ 2 OT 12/29 CHI 3, at CBJ 2 SO	(0-0-2)	2020-21 1/29 CBJ 2, at CHI 1 1/31 at CHI 3, CBJ 1 2/11 CBJ 6, at CHI 5 2/13 at CHI 3, CBJ 2	(2-3-3)	2021-22 2/23 CHI 6, at CBJ 5 SO 2/25 CHI 2, at CBJ 0 4/10 CHI 4, at CBJ 3 4/12 CHI 4, at CBJ 3 OT	(1-1-0)	2022-23 1/11 CHI 4, at CBJ 2 2/17 CBJ 7, at CHI 4	(1-1-0)	2023-24 12/23 at CHI 5, CBJ 2 12/31 at CBJ 4, CHI 1	(1-1-0)	2023-24 11/22 at CBJ 7, CBJ 3 3/2 CBJ 5, at CHI 2	(2-0-0)
---	------------------	--	------------------	---	------------------	--	------------------	---	----------------	--	----------------	---	----------------	---	----------------	--	----------------	--	----------------	---	----------------	---	----------------	--	----------------	--	----------------	---	----------------	---	----------------	--	----------------	---	----------------	--	----------------	--	----------------	--	----------------	--	----------------	--	----------------	--	----------------

SHUTOUTS

CBJ	2	1/24/08, LeClaire 30 saves (1-0 at CHI); 3/26/08, Norrena 17 saves (4-0 at CBJ)
CHI	8	12/3/00, Thibault 29 saves (0-5 at CHI); 4/14/02, Thibault 28 saves (0-2 at CHI); 1/22/04, Anderson 30 saves (0-7 at CHI); 11/12/06, Boucher 28 saves (0-1 at CHI); 4/5/09, Khabibulin 20 saves (0-1 OT at CBJ); 1/14/10, Huet 24 saves (0-3 at CHI); 2/24/13, Crawford 28 saves (0-1 at CHI); 2/25/21, Subban 26 saves (0-2 at CBJ)

HAT TRICKS

CBJ	2	3/27/15, Atkinson against Crawford (2) and EN (5-2 W at CHI); 2/17/22, Laine against Soderblom (2) and EN (7-4 W at CHI)
CHI	1	1/10/12, Stalberg against Sanford (3) (2-5 L at CHI)

PENALTY SHOTS

CBJ	6	10/15/00, Vyborny goal against Tallas (1-2 L at CHI); 3/15/06, Fritsche unsuccessful against Khabibulin (2-3 L at CHI); 12/31/06, Nash unsuccessful against Khabibulin (3-1 W at CBJ); 4/8/09, Nash unsuccessful against Khabibulin (4-3 SOW at CHI); 3/25/10, Voracek goal against Huet (8-3 W at CBJ); 2/23/21, Bjorkstrand unsuccessful against Lankinen (5-6 SOL at CHI)
CHI	2	3/30/07, Keith unsuccessful against Boucher (1-3 L at CHI); 12/26/10, Skille unsuccessful against Garon (1-4 L at CHI)



COLORADO AVALANCHE

COLORADO AVALANCHE

Ball Arena / 1000 Chopper Cir. / Denver, CO 80204

coloradoavalanche.com / p: 303.405.1100 / @Avalanche



NATHAN MacKINNON

DIRECTORY

First Season: 1979-80

(Relocated from Quebec City in 1995)

Home Ice: Ball Arena

Capacity: 17,809 (opened in 1999)

Playoff Appearances: 28 (most recent, 2022-23)

Stanley Cup Titles: 3 (most recent, 2022)

President of Hockey Operations: Joe Sakic

General Manager: Chris MacFarland

Head Coach: Jared Bednar

Assistant Coaches: Ray Bennett, Nolan Pratt

Captain: Gabriel Landeskog

Public Relations Contact: Brendan McNicholas

TV Play-by-Play: Marc Moser

TV Color Analyst: Mark Rycroft

Radio Play-by-Play: Conor McGahey

2024-25 SCHEDULE

DATE	HOME/AWAY	START (ET)
Oct. 12	at COL	9 p.m.
Apr. 3	at CBJ	7:30 p.m.

2023-24 SEASON

Record: 50-25-7, 107 pts.

Home: 31-9-1, 63 pts.

Away: 19-16-6, 44 pts.

Playoffs: Lost 4-2 (DAL) in Round 2

LEADERS

Points: Nathan MacKinnon, 140

Goals: Nathan MacKinnon, 51

Assists: Nathan MacKinnon, 89

+/- (min. 40 GP): Nathan MacKinnon, +35

Def. Points: Cale Makar, 90

Goaltending: Alexandar Georgiev, 38-18-5, 3.02 GAA

2023-24 RESULTS (1-1-0)

DATE	RESULT	ATTN	W/L GOALTENDERS	GW GOAL
Mar. 22, 2024	at COL 6, CBJ 1	18,117	Alexandar Georgiev / Elvis Merzlikins	Ross Colton
Apr. 1, 2024	at CBJ 4, COL 1	16,731	Daniil Tarasov / Justus Annunen	Alex Nylander

GOALS BY PERIOD	1ST	2ND	3RD	OT	TOTAL
Columbus	1	3	1	-	5
Colorado	1	2	4	-	7

SHOTS BY PERIOD	1ST	2ND	3RD	OT	TOTAL
Columbus	12	21	16	-	49
Colorado	25	39	32	-	96

POWER PLAY	GOALS	ATTEMPTS	PCT
Columbus	0	2	0.0
Colorado	1	7	14.3

PENALTY KILLING	KILLS	ATTEMPTS	PCT
Columbus	6	7	85.7
Colorado	2	2	100.0

SKATERS

COLUMBUS	GP	G	A	P	+/-	PIM	PP	SH	GW	EN	S	%
Alex Nylander	2	2	0	2	0	2	0	0	1	0	6	33.3
Kirill Marchenko	2	1	1	2	0	0	0	0	0	0	4	25.0
Johnny Gaudreau	2	0	2	2	0	2	0	0	0	0	2	0.0
Erik Gudbranson	2	0	2	2	0	2	0	0	0	0	0	0.0
Damon Severson	2	1	0	1	-1	0	0	0	0	0	3	33.3

COLORADO	GP	G	A	P	+/-	PIM	PP	SH	GW	EN	S	%
Mikko Rantanen	2	2	1	3	2	0	1	0	0	0	9	22.2
Nathan MacKinnon	2	1	1	2	0	0	0	0	0	0	16	6.2
Cale Makar	2	1	1	2	1	0	0	0	0	0	11	9.1
Jonathan Drouin	2	0	2	2	0	0	0	0	0	0	1	0.0
Artturi Lehkonen	2	0	2	2	-1	0	0	0	0	0	8	0.0

GOALTENDING

COLUMBUS	GP	MIN	GA	GAA	SO	W	L	OTL	SA	SV%
Daniil Tarasov	1	60	1	1.00	0	1	0	0	46	.978
Elvis Merzlikins	1	60	6	6.00	0	0	1	0	50	.880

COLORADO	GP	MIN	GA	GAA	SO	W	L	OTL	SA	SV%
Alexandar Georgiev	1	60	1	1.00	0	1	0	0	24	.958
Justus Annunen	1	58	3	3.08	0	0	1	0	24	.875

OPPONENTS



COLUMBUS VS. COLORADO ALL-TIME

SEASON	W-L-T-O	HOME	AWAY	GF-GA	SF-SA	PP	PK	PIM
2000-01	0-4-0-0	0-2-0-0	0-2-0-0	6-17	84-114	2-of-12	15-of-21	100-62
2001-02	0-4-0-0	0-2-0-0	0-2-0-0	2-16	103-113	1-of-17	8-of-11	43-75
2002-03	0-3-1-0	0-1-1-0	0-2-0-0	7-17	93-155	2-of-15	21-of-25	86-66
2003-04	1-3-0-0	1-1-0-0	0-2-0-0	8-19	154-150	4-of-25	9-of-15	66-78
2005-06	0-3-1	0-2-0	0-1-1	3-12	109-149	0-of-11	14-of-21	59-39
2006-07	1-3-0	0-2-0	1-1-0	8-11	113-115	1-of-19	11-of-14	49-49
2007-08	2-2-0	2-0-0	0-2-0	11-13	99-105	1-of-12	13-of-16	70-54
2008-09	4-0-0	2-0-0	2-0-0	17-6	104-113	2-of-10	14-of-17	66-44
2009-10	0-4-0	0-2-0	0-2-0	7-16	110-113	3-of-15	11-of-14	44-46
2010-11	1-2-1	1-1-0	0-1-1	9-15	128-124	1-of-10	11-of-13	60-56
2011-12	2-1-1	0-1-1	2-0-0	9-9	117-127	2-of-13	9-of-10	58-54
2012-13	2-1-0	1-0-0	1-1-0	6-8	97-79	2-of-12	7-of-8	51-57
2013-14	0-1-1	0-0-1	0-1-0	5-8	64-51	0-of-5	0-of-4	19-15
2014-15	1-1-0	0-1-0	1-0-0	4-7	71-62	0-of-5	8-of-10	20-10
2015-16	2-0-0	1-0-0	1-0-0	6-4	57-64	1-of-8	8-of-9	21-21
2016-17	1-0-1	0-0-1	1-0-0	5-5	79-47	0-of-5	3-of-4	15-17
2017-18	1-1-0	1-0-0	0-1-0	5-6	78-59	1-of-8	4-of-6	14-18
2018-19	2-0-0	1-0-0	1-0-0	11-5	72-57	2-of-8	7-of-8	16-16
2019-20	0-2-0	0-1-0	0-1-0	3-6	73-58	2-of-9	3-of-4	23-20
2020-21	DID NOT PLAY							
2021-22	2-0-0	1-0-0	1-0-0	9-6	79-68	0-of-4	7-of-7	14-8
2022-23	0-2-0	0-1-0	0-1-0	4-11	71-81	2-of-8	4-of-6	17-21
2023-24	1-1-0	1-0-0	0-1-0	5-7	49-96	0-of-2	6-of-7	19-9
TOTAL	23-38-1-5	12-17-1-3	11-21-0-2	150-224	2,004-2,100	29-of-233	193-of-250	935-835

	OVERALL	AT CBJ	AT COL
Current Streak:	1-0-0 since 4/1/24	1-0-0 since 4/1/24	0-2-0 since 11/4/22
Last 10 Games:	5-5-0	5-3-2	5-5-0
Last Win:	4/1/24, 4-1 at CBJ	4/1/24, 4-1	11/3/21, 5-4 OT
Last Regulation Loss:	3/22/24, 1-6 at COL	11/5/22, 1-5	3/22/24, 1-6
Most Lopsided Win:	5, 1/2/09 (6-1 at COL)	3, 4x (4/1/24, 4-1)	5, 1/2/09 (6-1)
Most Lopsided Loss:	6, 1/6/04 (0-6 at COL)	5, 3x (2/24/12 most recent, 0-5)	6, 1/6/04 (0-6)
Last OT Game:	11/3/21, 5-4 OTW at COL	3/8/18, 5-4 OTW	11/3/21, 5-4 OTW
OT Record (W-L-T):	5-5-1	3-3-1	2-2-0
Most Goals Scored:	6, 2x (2/5/19 most recent, 6-3 W at COL)	5, 4x (10/9/18 most recent, 5-2 W)	6, 2x (2/5/19 most recent, 6-3 W)
Most Goals Allowed:	6, 3x (3/22/24 most recent, 1-6 at COL)	5, 8x (11/5/22 most recent, 1-5 L)	6, 3x (3/22/24 most recent, 1-6 L)
Most Goals, Both Teams:	9, 8x (11/4/22 most recent, 3-6 L at COL)	9, 3x (3/8/18 most recent, 5-4 OTW)	9, 5x (11/4/22 most recent, 3-6 L)
Longest Win Streak:	4, 10/30/08 - 2/10/09	4, 12/5/07 - 2/10/09	3, 1/4/15 - 12/1/16
Longest Pts. Streak:	4, 2x, 10/24/15 - 12/1/16, most recent (3-0-0-1)	4, 2x, 1/16/16 - 10/9/18, most recent (3-0-0-1)	3, 2x, 1/4/15 - 12/1/16, most recent
Longest Pointless Streak:	10, 10/14/00 - 1/23/03	5, 4/2/04 - 11/17/06	8, 10/14/00 - 1/6/04
Longest Winless Streak:	14, 10/14/00 - 1/6/04 (0-13-1-0)	6, 10/18/00 - 3/13/03 (0-5-1-0)	10, 10/14/00 - 3/2/06 (0-9-0-1)

ALL-TIME RESULTS

2000-01	(0-4-0-0)	2001-02	(0-4-0-0)	2002-03	(0-3-1-0)	2003-04	(1-3-0-0)	2005-06	(0-3-1)	2006-07	(1-3-0)
10/14	at COL 3, CBJ 1	10/20	COL 5, at CBJ 0	11/12	at COL 5, CBJ 4	12/6	at COL 5, CBJ 1	11/25	COL 5, at CBJ 0	11/1	COL 5, at CBJ 3
10/18	COL 5, at CBJ 1	12/8	COL 2, at CBJ 0	1/23	at COL 5, CBJ 0	1/6	at COL 6, CBJ 0	1/7	at COL 3, CBJ 2 SO	11/17	COL 3, at CBJ 0
11/22	at COL 5, CBJ 2	12/12	at COL 5, CBJ 1	1/28	at CBJ 2, COL 2 OT	2/28	at CBJ 5, COL 4 OT	2/10	COL 4, at CBJ 1	12/5	CBJ 3, at COL 0
1/10	COL 4, at CBJ 2	3/6	at COL 4, CBJ 1	3/13	COL 5, at CBJ 1	4/2	COL 4, at CBJ 2	3/2	at COL 1, CBJ 0	2/27	at COL 3, CBJ 2
2007-08	(2-2-0)	2008-09	(4-0-0)	2009-10	(0-4-0)	2010-11	(1-2-1)	2011-12	(2-1-1)	2012-13	(2-1-0)
10/13	at COL 5, CBJ 1	10/30	CBJ 4, at COL 2	12/5	COL 3, at CBJ 2	10/30	at COL 5, CBJ 1	10/12	COL 3, at CBJ 2 SO	1/24	at COL 4, CBJ 0
12/5	at CBJ 5, COL 4	1/2	CBJ 6, at COL 1	12/19	at COL 5, CBJ 2	11/12	COL 5, at CBJ 1	2/24	COL 5, at CBJ 0	3/3	at CBJ 2, COL 1 OT
12/12	at CBJ 4, COL 1	1/13	at CBJ 4, COL 3	1/2	COL 3, at CBJ 2	2/11	at CBJ 3, COL 1	3/1	CBJ 2, at COL 0	4/15	CBJ 4, at COL 3 OT
1/20	at COL 3, CBJ 1	2/10	at CBJ 3, COL 0	2/2	at COL 5, CBJ 1	3/22	at COL 5, CBJ 4 SO	4/5	CBJ 5, at COL 2		
2013-14	(0-1-1)	2014-15	(1-1-0)	2015-16	(2-0-0)	2016-17	(1-0-1)	2017-18	(1-1-0)	2018-19	(2-0-0)
12/31	at COL 5, CBJ 3	1/4	CBJ 4, at COL 3	10/24	CBJ 4, at COL 3	11/21	COL 3, at CBJ 2 OT	1/4	at COL 2, CBJ 0	10/9	at CBJ 5, COL 2
4/1	COL 3, at CBJ 2 OT	3/7	COL 4, at CBJ 0	1/16	at CBJ 2, COL 1	12/1	CBJ 3, at COL 2	3/8	at CBJ 5, COL 4 OT	2/5	CBJ 6, at COL 3
2019-20	(0-2-0)	2020-21	(0-0-0)	2021-22	(2-0-0)	2022-23	(0-2-0)	2023-24	(1-1-0)		
11/9	at COL 4, CBJ 2	DID NOT PLAY		11/3	CBJ 5, at COL 4 OT	11/4	at COL 6, CBJ 3	3/22	at COL 6, CBJ 1		
2/8	COL 2, at CBJ 1			11/6	at CBJ 4, COL 2	11/5	COL 5, at CBJ 1	4/1	at CBJ 4, COL 1		

SHUTOUTS

CBJ	3	12/5/06, Norrena 42 saves (3-0 at COL); 2/10/09, LaCosta 31 saves (3-0 at CBJ); 3/1/12, Mason 33 saves (2-0 at COL)
COL	11	10/20/01, Roy 24 saves (0-5 at CBJ); 12/8/01, Roy 26 saves (0-2 at CBJ); 1/23/03, Roy 18 saves (0-5 at COL); 1/6/04, Aebischer 35 saves (0-6 at COL); 11/25/05, Aebischer 35 saves (0-5 at CBJ); 3/2/06, Aebischer 24 saves (0-1 at COL); 11/17/06, Budaj 25 saves (0-3 at CBJ); 2/24/12, Varlamov 28 saves (0-5 at CBJ); 1/24/13, Varlamov 33 saves (0-4 at COL); 3/7/15, Varlamov 44 saves (0-4 at CBJ); 1/4/18, Bernier 34 saves (0-2 at COL)

HAT TRICKS

CBJ	1	4/5/12, Atkinson against Varlamov (3) (5-2 W at COL)
COL	3	3/13/03, Sakic against Denis (3) (1-5 L at CBJ); 10/13/07, Sakic against Leclaire (3) (1-5 L at COL); 11/4/22, Rantanen against Merzlikins (2) and EN (3-6 L at COL)


PENALTY SHOTS

CBJ	1	1/2/09, Nash goal against Budaj (6-1 W at COL)
COL	3	12/12/01, Podein unsuccessful against Denis (1-5 L at COL); 1/23/03, McAmmond unsuccessful against Denis (0-5 L at COL); 2/28/04, Kariya unsuccessful against Denis (5-4 OTW at CBJ)

DALLAS STARS

American Airlines Center / 2500 Victory Ave. / Dallas, TX 75219

dallasstars.com / p: 214.387.5500 / @DallasStars



JASON ROBERTSON

DIRECTORY

First Season: 1967-68

(Relocated from Minneapolis-St. Paul in 1993)

Home Ice: American Airlines Center

Capacity: 18,532 (opened in 2001)

Playoff Appearances: 36 (most recent, 2023-24)

Stanley Cup Titles: 1 (1999)

General Manager: Jim Nill

Head Coach: Peter DeBoer

Assistant Coaches:

Steve Spott, Alain Nasreddine, Misha Donskov

Captain: Jamie Benn

Public Relations Contact: Joe Calvillo

TV/Radio Play-by-Play: Josh Bogorad

TV/Radio Color Analyst: Daryl Reaugh

2024-25 SCHEDULE

DATE	HOME/AWAY	START (ET)
Feb. 2	at DAL	6 p.m.
Feb. 25	at CBJ	7 p.m.

2023-24 SEASON

Record: 52-21-9, 113 pts.

Home: 26-11-4, 56 pts.

Away: 26-10-5, 57 pts.

Playoffs: Lost 4-2 (EDM) in West Finals

LEADERS

Points: Jason Robertson, 80

Goals: Wyatt Johnson, 32

Assists: Jason Robertson, 51

+/- (min. 40 GP): Thomas Harley, +28

Def. Points: Miro Heiskanen, 54

Goaltending: Jake Oettinger, 35-14-4, 2.72 GAA

2023-24 RESULTS (0-2-0)

DATE	RESULT	ATTN	W/L GOALTENDERS	GW GOAL
Oct 30, 2023	at DAL 5, CBJ 3	18,532	Jake Oettinger / Elvis Merzlikins	Evgeni Dadonov
Nov 9, 2023	DAL 5, at CBJ 2	15,253	Jake Oettinger / Spencer Martin	Matt Duchene

GOALS BY PERIOD	1ST	2ND	3RD	OT	TOTAL
Columbus	4	0	1	-	5
Dallas	2	3	5	-	10

SHOTS BY PERIOD	1ST	2ND	3RD	OT	TOTAL
Columbus	14	17	23	-	54
Dallas	22	16	26	-	64

POWER PLAY	GOALS	ATTEMPTS	PCT
Columbus	0	4	0.0
Dallas	0	5	0.0

PENALTY KILLING	KILLS	ATTEMPTS	PCT
Columbus	5	5	100.0
Dallas	4	4	100.0

SKATERS

COLUMBUS	GP	G	A	P	+/-	PIM	PP	SH	GW	EN	S	%
Dmitri Voronkov	2	1	1	2	1	2	0	0	0	0	3	33.3
Adam Fantilli	2	0	2	2	-1	2	0	0	0	0	2	0.0
Boone Jenner	2	1	0	-2	0	0	0	0	0	0	6	16.7
Sean Kuraly	2	1	0	1	-1	2	0	0	0	0	5	20.0
Damon Severson	2	1	0	1	-1	0	0	0	0	0	2	50.0

DALLAS	GP	G	A	P	+/-	PIM	PP	SH	GW	EN	S	%
Matt Duchene	2	2	2	4	4	2	0	0	1	0	8	25.0
Jason Robertson	2	1	2	3	1	2	0	0	0	1	5	20.0
Nils Lundkvist	2	0	3	3	0	2	0	0	0	0	3	0.0
Evgeni Dadonov	2	1	1	2	2	0	0	0	1	0	2	50.0
Roope Hintz	2	1	1	2	-1	0	0	0	0	0	3	33.3

GOALTENDING

COLUMBUS	GP	MIN	GA	GAA	SO	W	L	OTL	SA	SV%
Spencer Martin	1	58	4	4.11	0	0	1	0	30	.867
Elvis Merzlikins	1	57	4	4.19	0	0	1	0	32	.875

DALLAS	GP	MIN	GA	GAA	SO	W	L	OTL	SA	SV%
Jake Oettinger	2	120	5	2.51	0	2	0	0	54	.907



COLUMBUS VS. DALLAS ALL-TIME

SEASON	W-L-T/O	HOME	AWAY	GF-GA	SF-SA	PP	PK	PIM
2000-01	1-3-0-0	1-1-0-0	0-2-0-0	5-13	88-106	2-of-9	13-of-16	41-29
2001-02	0-4-0-0	0-2-0-0	0-2-0-0	8-16	102-116	2-of-11	11-of-14	49-43
2002-03	1-2-0-1	1-1-0-0	0-1-0-1	8-11	87-144	3-of-16	20-of-20	65-68
2003-04	0-4-0-0	0-2-0-0	0-2-0-0	7-12	86-117	3-of-18	10-of-11	42-64
2005-06	1-3-0	1-1-0	0-2-0	13-18	92-126	4-of-24	20-of-27	56-50
2006-07	3-1-0	1-1-0	2-0-0	7-7	105-101	0-of-13	18-of-22	50-32
2007-08	1-1-2	0-0-2	1-1-0	8-8	121-111	4-of-19	17-of-17	55-59
2008-09	1-1-2	0-1-1	1-0-1	15-18	136-101	3-of-17	14-of-17	95-65
2009-10	3-1-0	2-0-0	1-1-0	9-5	129-103	4-of-16	16-of-16	62-71
2010-11	2-2-0	1-1-0	1-1-0	5-8	127-101	1-of-12	18-of-21	82-54
2011-12	1-3-0	0-2-0	1-1-0	10-12	112-123	4-of-15	11-of-12	33-39
2012-13	2-0-1	1-0-1	1-0-0	9-7	82-96	2-of-12	6-of-8	32-40
2013-14	2-0-0	1-0-0	1-0-0	7-3	45-67	2-of-5	5-of-7	16-12
2014-15	1-1-0	0-1-0	1-0-0	6-6	55-61	2-of-9	6-of-6	22-28
2015-16	1-1-0	1-0-0	0-1-0	7-8	68-77	1-of-4	6-of-6	31-27
2016-17	2-0-0	1-0-0	1-0-0	6-2	54-70	1-of-4	9-of-9	28-18
2017-18	2-0-0	1-0-0	1-0-0	3-2	52-58	0-of-3	4-of-4	10-8
2018-19	2-0-0	1-0-0	1-0-0	6-2	62-55	2-of-6	5-of-6	19-19
2019-20	1-0-0	1-0-0	0-0-0	3-2	35-32	0-of-3	2-of-2	4-6
2020-21	3-4-1	2-1-1	1-3-0	17-29	190-239	1-of-14	14-of-18	58-40
2021-22	1-1-0	1-0-0	0-1-0	6-4	48-69	0-of-6	4-of-4	10-14
2022-23	1-1-0	0-1-0	1-0-0	5-3	64-63	0-of-2	1-of-1	2-4
2023-24	0-2-0	0-1-0	0-1-0	5-10	54-64	0-of-4	5-of-5	12-10
TOTAL	32-35-0-7	17-16-0-5	15-19-0-2	175-206	1,994-2,200	41-of-242	235-of-269	874-800

	OVERALL	AT CBJ	AT DAL
Current Streak:	0-2-0 since 10/30/23	0-2-0 since 12/19/22	0-1-0 since 10/30/23
Last 10 Games:	3-6-1	6-3-1	5-5-0
Last Win:	2/18/23, 4-1 at DAL	10/25/21, 4-1	2/18/23, 4-1
Last Regulation Loss:	11/9/23, 2-5 at CBJ	11/9/23, 2-5	10/30/23, 3-5
Most Lopsided Win:	3, 7x (2/18/23 most recent, 4-1 at DAL)	3, 3x (10/25/21 most recent, 4-1)	3, 4x (2/18/23 most recent, 4-1)
Most Lopsided Loss:	5, 3/6/21 (0-5 at DAL)	4, 1/31/09 (3-7)	5, 3/6/21 (0-5)
Last OT Game:	3/14/21, 1-2 SOL at CBJ	3/14/21, 1-2 SOL	12/18/08, 5-6 SOL
OT Record (W-L-T):	8-7-0	6-5-0	2-2-0
Most Goals Scored:	6, 12/29/15 (6-3 W at CBJ)	6, 12/29/15 (6-3 W)	5, 2x (12/18/08 most recent, 5-6 SOL)
Most Goals Allowed:	7, 1/31/09 (3-7 L at CBJ)	7, 1/31/09 (3-7 L)	6, 2x (12/18/08 most recent, 5-6 SOL)
Most Goals, Both Teams:	11, 12/18/08 (5-6 SOL at DAL)	10, 1/31/09 (3-7 L)	11, 12/18/08 (5-6 SOL)
Longest Win Streak:	8, 12/29/15 - 10/16/19	5, 12/29/15 - 10/16/19	4, 2x, 10/22/16 - 3/4/21, most recent
Longest Pts. Streak:	8, 12/29/15 - 10/16/19 (8-0-0-0)	5, 12/29/15 - 10/16/19 (5-0-0-0)	4, 3x, 10/22/16 - 3/4/21, most recent (4-0-0-0)
Longest Pointless Streak:	9, 1/22/03 - 4/11/06	4, 3/11/03 - 12/21/05	5, 1/22/03 - 4/11/06
Longest Winless Streak:	10, 11/17/02 - 4/11/06 (0-9-0-1)	4, 2x, 10/17/07 - 2/16/09, most recent (0-1-0-3)	10, 11/1/00 - 4/11/06 (0-9-0-1)

ALL-TIME RESULTS

2000-01	(1-3-0-0)	2001-02	(0-4-0-0)	2002-03	(1-2-0-1)	2003-04	(0-4-0-0)	2005-06	(1-3-0)	2006-07	(3-1-0)
11/1	at DAL 4, CBJ 0	12/22	DAL 4, at CBJ 2	11/1	at CBJ 4, DAL 2	10/25	DAL 3, at CBJ 2	11/18	at DAL 6, CBJ 3	12/12	CBJ 3, at DAL 1
11/14	at CBJ 3, DAL 2	1/21	DAL 5, at CBJ 3	11/17	at DAL 3, CBJ 2 OT	12/27	DAL 4, at CBJ 3	12/21	DAL 5, at CBJ 3	3/2	CBJ 3, at DAL 2 SO
11/24	at DAL 3, CBJ 0	1/28	at DAL 4, CBJ 2	1/22	at DAL 4, CBJ 2	2/4	at DAL 1, CBJ 0	4/11	at DAL 3, CBJ 2	3/9	DAL 3, at CBJ 0
11/25	DAL 4, at CBJ 2	4/1	at DAL 3, CBJ 1	3/11	DAL 2, at CBJ 0	3/3	at DAL 4, CBJ 2	4/18	at CBJ 5, DAL 4 OT	4/5	at CBJ 2, DAL 1 OT
2007-08	(1-1-2)	2008-09	(1-1-2)	2009-10	(3-1-0)	2010-11	(2-2-0)	2011-12	(1-3-0)	2012-13	(2-0-1)
10/17	DAL 3, at CBJ 2 SO	10/10	CBJ 5, at DAL 4 OT	11/19	CBJ 4, at DAL 1	12/6	at CBJ 3, DAL 2 SO	10/15	at DAL 4, CBJ 2	1/28	at CBJ 2, DAL 1
12/3	DAL 2, at CBJ 1 SO	12/18	at DAL 6, CBJ 5 SO	12/23	at DAL 3, CBJ 1	12/18	DAL 2, at CBJ 1	10/18	DAL 3, at CBJ 2	2/26	DAL 5, at CBJ 4 OT
1/19	at DAL 3, CBJ 1	1/31	DAL 7, at CBJ 3	1/10	at CBJ 2, DAL 0	2/13	CBJ 2, at DAL 1	12/29	CBJ 4, at DAL 1	4/25	CBJ 3, at DAL 1
1/22	CBJ 4, at DAL 2	2/16	DAL 3, at CBJ 2 SO	2/4	at CBJ 2, DAL 1	4/5	at DAL 3, CBJ 0	2/9	DAL 4, at CBJ 2		
2013-14	(2-0-0)	2014-15	(1-1-0)	2015-16	(1-1-0)	2016-17	(2-0-0)	2017-18	(2-0-0)	2018-19	(2-0-0)
3/4	at CBJ 4, DAL 2	10/14	DAL 4, at CBJ 2	12/15	at DAL 5, CBJ 1	10/22	CBJ 3, at DAL 0	1/2	CBJ 2, at DAL 1	11/6	at CBJ 4, DAL 1
4/9	CBJ 3, at DAL 1	1/6	CBJ 4, at DAL 2	12/29	at CBJ 6, DAL 3	11/1	at CBJ 3, DAL 2 OT	1/18	at CBJ 2, DAL 1 SO	11/12	CBJ 2, at DAL 1
2019-20	(1-0-0)	2020-21	(3-4-1)	3/13	at CBJ 4, DAL 3 OT	2021-22	(1-1-0)	2022-23	(1-1-0)	2023-24	(0-2-0)
10/16	at CBJ 3, DAL 2	2/2	DAL 6, at CBJ 3	3/14	DAL 2, at CBJ 1 SO	10/25	at CBJ 4, DAL 1	12/19	DAL 2, at CBJ 1	10/30	at DAL 5, CBJ 3
		2/4	at CBJ 4, DAL 3	4/15	at DAL 4, CBJ 1	12/2	at DAL 3, CBJ 2	2/18	CBJ 4, at DAL 1	11/9	DAL 5, at CBJ 2
		3/4	CBJ 3, at DAL 2	4/17	at DAL 5, CBJ 1						
		3/6	at DAL 5, CBJ 0								

SHUTOUTS

CBJ	2	1/10/10, Garon 26 saves (2-0 at CBJ); 10/22/16, Bobrovsky 32 saves (3-0 at DAL)
DAL	7	11/1/00, Belfour 14 saves (0-4 at DAL); 11/24/00, Belfour 23 saves (0-3 at DAL); 3/11/03, Tugnut 25 saves (0-2 at CBJ); 2/4/04, Turco 18 saves (0-1 at DAL); 3/9/07, Turco 30 saves (0-3 at CBJ); 4/5/11, Lehtonen 23 saves (0-3 at DAL); 3/6/21, Oettinger 21 saves (0-5 at DAL)

HAT TRICKS

CBJ	0	None
DAL	3	3/3/04, Guerin against against Denis (3) (2-4 L at DAL); 12/18/08, Eriksson against Leclaire (3) (5-6 SOL at DAL); 10/14/14, Seguin against Bobrovsky (2) and EN (2-4 L at CBJ)

PENALTY SHOTS

CBJ	2	10/22/16, Atkinson unsuccessful against Lehtonen (3-0 W at DAL); 3/13/21, Bemstrom unsuccessful against Oettinger (4-3 OTW at CBJ)
DAL	0	None



DETROIT RED WINGS

Little Caesars Arena / 2645 Woodward Ave. / Detroit, MI 48201
detroitredwings.com / p: 313.471.7000 / @DetroitRedWings



LUCAS RAYMOND

DIRECTORY

First Season: 1926-27
Home Ice: Little Caesars Arena
Capacity: 19,515 (opened in 2017)
Playoff Appearances: 64 (most recent, 2015-16)
Stanley Cup Titles: 11 (most recent, 2008)
EVP and General Manager: Steve Yzerman
Head Coach: Derek Lalonde
Associate Coach: Bob Boughner
Assistant Coaches: Alex Tanguay, Jay Varady
Captain: Dylan Larkin
Public Relations Contact: Todd Beam

TV Play-by-Play: Ken Daniels
TV Color Analyst: Mickey Redmond
Radio Play-by-Play: Ken Kal
Radio Color Analyst: Paul Woods

2024-25 SCHEDULE

DATE	HOME/AWAY	START (ET)
Jan. 2	at CBJ	7 p.m.
Feb. 27	at DET	7 p.m.
Mar. 1	at CBJ *	6 p.m.

* Stadium Series (Ohio Stadium)

2023-24 SEASON

Record: 41-32-9, 91 pts.
Home: 23-13-5, 51 pts.
Away: 18-19-4, 40 pts.
Playoffs: Did not qualify

LEADERS

Points: Lucas Raymond, 72
Goals: Dylan Larkin, 33
Assists: Shayne Gostisbehere, 46
+/- (min. 40 GP): Olli Maatta, +14
Def. Points: Shayne Gostisbehere, 56
Goaltending: Alex Lyon, 21-18-5, 3.05 GAA

2023-24 RESULTS (0-2-1)

DATE	RESULT	ATTN	W/L GOALTENDERS	GW GOAL
Oct. 16, 2023	DET 4, at CBJ 0	14,959	James Reimer / Spencer Martin	Shayne Gostisbehere
Nov. 11, 2023	at DET 5, CBJ 4	19,156	Ville Husso / Spencer Martin	Jake Walman
Mar. 19, 2024	at DET 4, CBJ 3 (OT)	17,707	James Reimer / Daniil Tarasov	Patrick Kane

GOALS BY PERIOD	1ST	2ND	3RD	OT	TOTAL
Columbus	4	1	2	0	7
Detroit	3	7	2	1	13

SHOTS BY PERIOD	1ST	2ND	3RD	OT	TOTAL
Columbus	36	19	25	0	80
Detroit	19	33	28	2	82

POWER PLAY	GOALS	ATTEMPTS	PCT
Columbus	1	9	11.1
Detroit	3	11	27.3

PENALTY KILLING	KILLS	ATTEMPTS	PCT
Columbus	8	11	72.7
Detroit	8	9	89.9

SKATERS

COLUMBUS	GP	G	A	P	+/-	PIM	PP	SH	GW	EN	S	%
Zach Werenski	2	1	3	4	3	0	0	0	0	0	10	10.0
Alexandre Texier	3	2	0	2	-1	4	0	0	0	0	4	50.0
Kirill Marchenko	3	1	1	2	0	0	1	0	0	0	9	11.1
Damon Severson	3	0	2	2	0	0	0	0	0	0	5	0.0
Adam Fantilli	2	1	0	1	1	0	0	0	0	0	5	20.0

DETROIT	GP	G	A	P	+/-	PIM	PP	SH	GW	EN	S	%
Lucas Raymond	3	3	1	4	2	0	1	0	0	0	8	37.5
Alex DeBrincat	3	1	2	3	1	0	0	0	0	0	4	25.0
Moritz Seider	3	1	2	3	1	0	0	0	0	0	6	16.7
Patrick Kane	1	1	2	3	2	0	0	0	1	0	5	20.0
Shayne Gostisbehere	3	1	1	2	0	0	0	0	1	0	5	20.0

GOALTENDING

COLUMBUS	GP	MIN	GA	GAA	SO	W	L	OTL	SA	SV%
Daniil Tarasov	1	61	4	3.95	0	0	0	1	26	.846
Spencer Martin	2	117	9	4.61	0	0	2	0	56	.839

DETROIT	GP	MIN	GA	GAA	SO	W	L	OTL	SA	SV%
James Reimer	2	120	3	1.51	1	2	0	0	58	.948
Ville Husso	1	60	4	4.00	0	1	0	0	22	.818

OPPONENTS



COLUMBUS VS. DETROIT ALL-TIME

SEASON	W-L-T-O	HOME	AWAY	GF-GA	SF-SA	PP	PK	PIM
2000-01	1-2-0-2	1-0-0-2	0-2-0-0	8-14	133-177	4-of-21	19-of-22	62-62
2001-02	1-2-0-2	0-0-0-2	1-2-0-0	9-15	135-157	1-of-19	13-of-17	50-67
2002-03	0-4-1-0	0-2-1-0	0-2-0-0	13-19	147-155	1-of-28	17-of-19	75-73
2003-04	2-4-0-0	1-2-0-0	1-2-0-0	13-17	163-193	2-of-25	17-of-19	54-76
2005-06	1-5-2	0-4-0	1-1-2	18-37	203-305	3-of-39	35-of-44	105-86
2006-07	3-5-0	2-2-0	1-3-0	14-28	219-260	6-of-51	36-of-40	86-108
2007-08	3-4-1	2-1-1	1-3-0	20-24	181-250	8-of-41	28-of-40	96-98
2008-09	3-3-0	2-1-0	1-2-0	17-18	138-208	2-of-22	20-of-26	71-65
2009-10	1-4-1	1-1-1	0-3-0	8-18	163-212	1-of-16	19-of-25	88-60
2010-11	2-3-1	1-2-0	1-1-1	13-16	187-197	3-of-28	20-of-22	51-63
2011-12	2-3-1	2-1-0	0-2-1	16-22	172-190	4-of-26	19-of-28	77-76
2012-13	4-0-1	2-0-1	2-0-0	15-9	130-159	5-of-24	24-of-25	83-81
2013-14	2-1-0	2-0-0	0-1-0	9-5	102-105	3-of-10	9-of-10	24-22
2014-15	2-1-0	0-1-0	2-0-0	3-6	83-112	1-of-9	9-of-12	34-28
2015-16	1-1-1	1-1-0	0-0-1	7-7	89-85	3-of-11	8-of-9	27-31
2016-17	3-0-0	1-0-0	2-0-0	9-4	91-95	0-of-4	6-of-9	32-22
2017-18	3-0-0	2-0-0	1-0-0	9-7	109-84	3-of-9	3-of-5	10-18
2018-19	2-1-0	0-1-0	2-0-0	13-12	108-84	2-of-15	5-of-8	16-30
2019-20	3-0-0	2-0-0	1-0-0	12-7	120-63	3-of-10	7-of-8	16-22
2020-21	4-3-1	3-1-0	1-2-1	18-22	221-261	1-of-14	10-of-14	54-54
2021-22	2-1-0	1-0-0	1-1-0	11-11	94-110	1-of-12	6-of-6	18-30
2022-23	1-2-0	0-2-0	1-0-0	7-13	87-100	1-of-6	6-of-10	22-14
2023-24	0-2-1	0-1-0	0-1-1	7-13	80-82	1-of-9	8-of-11	37-23
TOTAL	46-53-1-14	26-23-1-7	20-28-0-7	269-343	3,155-3,644	59-of-449	344-429	1,188-1,209

	OVERALL	AT CBJ	AT DET
Current Streak:	0-2-1 since 10/16/23	0-3-0 since 11/19/22	0-1-1 since 11/11/23
Last 10 Games:	4-5-1	6-4-0	4-4-2
Last Win:	1/14/23, 4-3 at DET	11/15/21, 5-3	1/14/23, 4-3
Last Regulation Loss:	11/11/23, 4-5 at DET	10/16/23, 0-4	11/11/23, 4-5
Most Lopsided Win:	6, 3/7/09 (8-2 at DET)	3, 5x (3/2/21 most recent, 4-1)	6, 3/7/09 (8-2)
Most Lopsided Loss:	8, 11/11/09 (1-9 at CBJ)	8, 11/11/09 (1-9)	5, 2x (3/26/12 most recent, 2-7)
Last OT Game:	3/19/24, 3-4 OTL at DET	5/8/21, 5-4 OTW	3/19/24, 3-4 OTL
OT Record (W-L-T):	15-14-1	7-7-1	8-7-0
Most Goals Scored:	8, 3/7/09 (8-2 W at DET)	5, 6x (11/15/21 most recent, 5-3 W)	8, 3/7/09 (8-2 W)
Most Goals Allowed:	9, 11/11/09 (1-9 L at CBJ)	9, 11/11/09 (1-9 L)	7, 3/26/12 (2-7 L)
Most Goals, Both Teams:	12, 11/26/18 (7-5 W at DET)	11, 12/28/06 (4-7 L)	12, 11/26/18 (7-5 W)
Longest Win Streak:	7, 12/9/16 - 10/4/18	4, 2x, 11/21/19 - 4/27/21 most recent	7, 12/9/16 - 1/18/21
Longest Pts. Streak:	7, 2x, 11/26/18 - 3/2/21 (6-0-0-1)	6, 3/28/12 - 3/25/14 (5-0-0-1)	11, 12/16/14 - 1/19/21 (9-0-0-2)
Longest Pointless Streak:	5, 3/19/08 - 1/6/09	6, 3/11/04 - 4/8/06	4, 4x, 12/26/09 - 11/28/10, most recent
Longest Winless Streak:	8, 3/21/02 - 11/19/03 (0-6-1-1)	6, 3/11/04 - 4/8/06 (0-6-0-0)	5, 12/26/09 - 1/15/11 (0-4-0-1)

ALL-TIME RESULTS

2000-01 (1-2-0-2)	2001-02 (1-2-0-2)	2002-03 (0-4-1-0)	2003-04 (2-4-0-0)	2005-06 (1-5-2)	2006-07 (3-5-0)
10/22 DET 2, at CBJ 1 OT	10/16 at DET 4, CBJ 3	12/14 at DET 6, CBJ 4	10/22 at DET 4, CBJ 1	10/22 DET 6, at CBJ 0	11/4 at DET 4, CBJ 1
10/28 at DET 4, CBJ 1	11/21 DET 1, at CBJ 0 OT	12/23 DET 1, at CBJ 0	11/19 at DET 5, CBJ 1	10/24 DET 6, at CBJ 2	12/18 at CBJ 4, DET 3
1/31 DET 3, at CBJ 2 OT	12/27 at DET 5, CBJ 1	12/26 at DET 4, CBJ 2	11/20 at CBJ 3, DET 0	12/20 at DET 4, CBJ 3 SO	12/20 at DET 5, CBJ 0
2/16 at DET 4, CBJ 2	2/8 CBJ 3, at DET 2	3/3 DET 3, at CBJ 2	3/11 DET 4, at CBJ 2	12/31 at DET 5, CBJ 2	12/28 DET 7, at CBJ 4
4/3 at CBJ 2, DET 1	3/21 DET 3, at CBJ 2 OT	4/4 at CBJ 5, DET 5 OT	3/31 DET 3, at CBJ 2	1/18 DET 4, at CBJ 0	1/19 at CBJ 3, DET 1
			4/3 CBJ 4, at DET 1	3/25 CBJ 5, at DET 4 SO	3/22 CBJ 2, at DET 1 SO
				4/7 at DET 6, CBJ 5 SO	4/1 DET 4, at CBJ 1
				4/8 DET 4, at CBJ 2	4/3 at DET 3, CBJ 0

2007-08 (3-4-1)	2008-09 (3-3-0)	2009-10 (1-4-1)	2010-11 (2-3-1)	2011-12 (2-3-1)	2012-13 (4-0-1)
11/9 at DET 4, CBJ 1	11/28 at DET 5, CBJ 3	11/11 DET 9, at CBJ 1	11/26 DET 2, at CBJ 1	10/21 at DET 5, CBJ 2	1/21 DET 4, at CBJ 3 SO
11/18 DET 5, at CBJ 4 SO	1/6 at DET 3, CBJ 0	12/26 at DET 2, CBJ 1	11/28 at DET 4, CBJ 2	10/25 at CBJ 4, DET 1	2/2 at CBJ 4, DET 2
11/24 at CBJ 3, DET 2 SO	1/27 at CBJ 3, DET 2 OT	12/28 at CBJ 1, DET 0 OT	1/14 at CBJ 3, DET 2 SO	1/21 at DET 3, CBJ 2 SO	2/21 CBJ 3, at DET 2
2/15 CBJ 5, at DET 1	2/13 at CBJ 3, DET 2	4/1 at DET 3, CBJ 2	1/15 at DET 6, CBJ 5 OT	2/28 DET 5, at CBJ 2	3/9 at CBJ 3, DET 0
3/16 at CBJ 4, DET 3	3/7 CBJ 8, at DET 2	4/7 at DET 4, CBJ 3	2/4 CBJ 3, at DET 0	3/26 at DET 7, CBJ 2	3/10 CBJ 3, at DET 2 SO
3/19 at DET 3, CBJ 1	3/15 DET 4, at CBJ 0	4/9 DET 1, at CBJ 0 SO	3/17 DET 2, at CBJ 0	3/28 at CBJ 4, DET 2	
3/22 DET 4, at CBJ 1					
4/3 at DET 3, CBJ 2					

2013-14 (2-1-0)	2014-15 (2-1-0)	2015-16 (1-1-1)	2016-17 (3-0-0)	2017-18 (3-0-0)	2018-19 (2-1-0)
10/15 at DET 2, CBJ 1	11/18 DET 5, at CBJ 0	2/23 at DET 2, CBJ 1 SO	12/9 CBJ 4, at DET 1	11/11 CBJ 2, at DET 1 SO	10/4 CBJ 3, at DET 2 OT
3/11 at CBJ 4, DET 1	12/16 CBJ 1, at DET 0 SO	3/8 at CBJ 5, DET 3	2/7 CBJ 3, at DET 2 OT	3/9 at CBJ 3, DET 2	10/30 DET 5, at CBJ 3
3/25 at CBJ 4, DET 2	3/12 CBJ 3, at DET 1	3/17 DET 3, at CBJ 1	2/11 at CBJ 2, DET 1	4/3 at CBJ 5, DET 4 OT	11/26 CBJ 7, at DET 5

2019-20 (3-0-0)	2020-21 (4-3-1)	2021-22 (2-1-0)	2022-23 (1-2-0)	2023-24 (0-2-1)
11/21 at CBJ 5, DET 4	1/18 CBJ 3, at DET 2	10/19 at DET 4, CBJ 1	11/19 DET 6, at CBJ 1	10/16 DET 6, at CBJ 0
12/17 CBJ 5, at DET 3	1/19 at DET 3, CBJ 2 OT	11/15 at CBJ 5, DET 3	12/4 DET 4, at CBJ 2	11/11 at DET 5, CBJ 4
2/7 at CBJ 2, DET 0	3/2 at CBJ 4, DET 1	4/9 CBJ 5, at DET 4 OT	1/14 CBJ 4, at DET 3	3/19 at DET 4, CBJ 3 OT

SHUTOUTS
CBJ 8 11/20/03, Denis 25 saves (3-0 at CBJ); 12/28/09, Mason 34 saves (1-0 OT at CBJ); 4/9/10, Mason 45 saves (0-1 SO at CBJ); 2/4/11, Mason 34 saves (3-0 at DET); 3/9/13, Bobrovsky 30 saves (3-0 at CBJ); 12/16/14, Bobrovsky 30 Saves (1-0 SO at DET)
DET 14 11/20/06, Merzlikins 16 saves (2-0 at CBJ); 4/27/21, Merzlikins 41 saves (1-0 at CBJ); 11/21/01, Legace 38 saves (0-1 OT at CBJ); 12/23/02, Joseph 33 saves (0-1 at CBJ); 10/22/05, Legace 17 saves (0-6 at CBJ); 1/18/06, Osgood 26 saves (0-4 at CBJ); 12/20/06, Hasek 27 saves (0-5 at DET); 4/3/07, Hasek 35 saves (0-3 at DET); 1/6/09, Conklin 23 saves (0-3 at DET); 3/15/09, Osgood 23 saves (0-4 at CBJ); 4/9/10, Howard 22 saves (0-1 SO at CBJ); 3/17/11, MacDonald 37 saves (0-2 at CBJ); 11/18/14, Howard 28 Saves (0-5 at CBJ); 12/16/14, Howard 29 Saves (1-0 SO at DET); 4/27/21, Greiss 33 Saves (0-1 SO at CBJ); 10/16/23, Reimer 23 Saves (0-4 SO at CBJ)

HAT TRICKS
CBJ 5 4/7/06, Nash against Legace (3) (5-6 SOL at DET); 1/27/09, Nash against Osgood (3) (3-2 OTW at CBJ); 3/7/09, Nash against Osgood (2) and Conklin (1) (8-2 W at DET); 4/9/22, Rostovic against Nedeljkovic (3) (5-4 OTW at DET); 1/14/23, Laine against Husso (3) (4-3 W at DET)
DET 3 10/22/05, Williams against Denis (3) (0-6 L at CBJ); 12/28/06, Cleary against Norrena (3) (4-7 L at CBJ); 3/19/08, Zetterberg against Norrena (3) (1-3 L at DET)

PENALTY SHOTS
CBJ 3 11/26/10, Boll unsuccessful against Howard (1-2 L at CBJ); 11/11/17, Anderson unsuccessful against Howard (2-1 OTW at DET); 1/18/21, Jones unsuccessful against Greiss (3-2 W at DET)
DET 2 4/9/10, Bertuzzi unsuccessful against Mason (0-1 SOL at CBJ); 10/16/23, Copp unsuccessful against Martin (0-4 at CBJ)



EDMONTON OILERS

Rogers Place / 10220 104 Ave. NW / Edmonton, AB T5J 448
edmontonoilers.com / p: 780.414.4000 / @EdmontonOilers



CONNOR MCDAVID

DIRECTORY

First Season: 1979-80
Home Ice: Rogers Place
Capacity: 18,641 (opened in 2016)
Playoff Appearances: 26 (most recent, 2023-24)
Stanley Cup Titles: 5 (most recent, 1990)
EVP & General Manager: Stan Bowman
Head Coach: Kris Knoblauch
Assistant Coaches:
Paul Coffey, Glen Gulutzan, Mark Stuart
Captain: Connor McDavid
Public Relations Contact: Jamie Cartmell

TV Play-by-Play: Jack Michaels
TV Color Analyst: Louie DeBrusk
Radio Play-by-Play: Jack Michaels, Cam Moon
Radio Color Analyst: Bob Stauffer

2024-25 SCHEDULE

DATE	HOME/AWAY	START (ET)
Oct. 28	at CBJ	7 p.m.
Dec. 5	at EDM	9 p.m.

2023-24 SEASON

Record: 49-27-6, 104 pts.
Home: 28-9-4, 60 pts.
Away: 21-18-2, 44 pts
Playoffs: Lost 4-3 (FLA) in Stanley Cup Final

LEADERS

Points: Connor McDavid, 132
Goals: Zach Hyman, 54
Assists: Connor McDavid, 100
+/- (min. 40 GP): Mattias Ekholm, +44
Def. Points: Evan Bouchard, 82
Goaltending: Stuart Skinner, 36-16-5, 2.62 GAA

2023-24 RESULTS (1-1-0)

DATE	RESULT	ATTN	W/L GOALTENDERS	GW GOAL
Jan. 23, 2024	at EDM 4, CBJ 1	18,347	Stuart Skinner / Elvis Merzlikins	Evander Kane
Mar. 7, 2024	at CBJ 4, EDM 2	17,718	Daniil Tarasov / Calvin Pickard	Dmitri Voronkov

GOALS BY PERIOD	1ST	2ND	3RD	OT	TOTAL
Columbus	4	0	1	-	5
Edmonton	1	1	4	-	6

SHOTS BY PERIOD	1ST	2ND	3RD	OT	TOTAL
Columbus	23	22	16	-	61
Edmonton	19	15	21	-	55

POWER PLAY	GOALS	ATTEMPTS	PCT
Columbus	0	5	0.0
Edmonton	2	5	40.0

PENALTY KILLING	KILLS	ATTEMPTS	PCT
Columbus	3	5	60.0
Edmonton	5	5	100.0

SKATERS

COLUMBUS	GP	G	A	P	+/-	PIM	PP	SH	GW	EN	S	%
Dmitri Voronkov	2	2	0	2	2	0	0	0	1	0	5	40.0
Jack Roslovic	2	1	0	1	-1	0	0	0	0	1	7	14.3
Alex Nylander	1	1	0	1	1	0	0	0	0	0	2	50.0
Mathieu Olivier	1	1	0	1	1	7	0	0	0	0	2	50.0
Justin Danforth	2	0	1	1	0	2	0	0	0	0	1	0.0

EDMONTON	GP	G	A	P	+/-	PIM	PP	SH	GW	EN	S	%
Evander Kane	2	1	2	3	-1	0	0	0	1	0	4	25.0
Warren Foergele	2	1	1	2	-1	4	1	0	0	0	4	25.0
Connor McDavid	2	1	1	2	1	0	0	0	0	0	7	14.3
Leon Draisaitl	2	0	2	2	1	0	0	0	0	0	4	0.0
Darnell Nurse	2	0	2	2	-1	2	0	0	0	0	3	0.0

GOALTENDING

COLUMBUS	GP	MIN	GA	GAA	SO	W	L	OTL	SA	SV%
Daniil Tarasov	1	60	2	2.00	0	1	0	0	31	.935
Elvis Merzlikins	1	60	4	4.02	0	0	1	0	24	.833

EDMONTON	GP	MIN	GA	GAA	SO	W	L	OTL	SA	SV%
Stuart Skinner	1	60	1	1.00	0	1	0	0	27	.963
Calvin Pickard	1	59	3	3.05	0	0	1	0	33	.909



COLUMBUS VS. EDMONTON ALL-TIME

SEASON	W-L-T/O	HOME	AWAY	GF-GA	SF-SA	PP	PK	PIM
2000-01	1-3-0-0	1-1-0-0	0-2-0-0	11-14	92-114	2-of-13	12-of-18	50-40
2001-02	1-3-0-0	0-2-0-0	1-1-0-0	5-12	98-113	2-of-18	13-of-14	68-97
2002-03	0-3-1-0	0-1-1-0	0-2-0-0	9-18	85-122	1-of-15	7-of-11	36-44
2003-04	0-1-2-1	0-0-2-0	0-1-0-1	12-14	117-132	5-of-20	15-of-16	40-48
2005-06	2-2-0	1-1-0	1-1-0	7-12	104-111	1-of-19	15-of-19	54-54
2006-07	1-3-0	0-2-0	1-1-0	7-13	100-115	3-of-15	15-of-19	91-84
2007-08	1-1-2	1-0-1	0-1-1	9-10	139-94	2-of-18	13-of-15	39-45
2008-09	2-2-0	1-1-0	1-1-0	11-15	132-86	2-of-19	8-of-12	35-49
2009-10	3-1-0	2-0-0	1-1-0	15-13	122-115	4-of-13	15-of-20	61-49
2010-11	2-2-0	2-0-0	0-2-0	11-15	143-127	1-of-18	16-of-19	59-59
2011-12	1-3-0	1-1-0	0-2-0	10-17	118-122	4-of-17	10-of-13	35-43
2012-13	1-2-0	1-1-0	0-1-0	8-12	108-68	1-of-13	9-of-9	48-46
2013-14	1-1-0	1-0-0	0-1-0	4-9	42-59	2-of-6	7-of-11	29-19
2014-15	2-0-0	1-0-0	1-0-0	7-7	51-82	1-of-5	7-of-11	29-17
2015-16	1-1-0	1-0-0	0-1-0	7-8	64-71	1-of-8	3-for-6	26-30
2016-17	2-0-0	1-0-0	1-0-0	6-2	66-56	4-of-9	7-of-7	19-23
2017-18	1-1-0	0-1-0	1-0-0	9-10	56-63	0-of-5	4-of-7	24-20
2018-19	0-2-0	0-1-0	0-1-0	1-8	50-46	0-of-1	1-of-2	4-2
2019-20	0-2-0	0-1-0	0-1-0	2-8	70-55	1-of-6	5-of-6	14-12
2020-21	DID NOT PLAY							
2021-22	1-1-0	1-0-0	0-1-0	7-7	69-80	1-of-7	5-of-8	18-26
2022-23	2-0-0	1-0-0	1-0-0	9-7	53-83	1-of-6	3-of-5	22-14
2023-24	1-1-0	1-0-0	0-1-0	5-6	61-55	0-of-5	2-of-5	19-19
TOTAL	26-35-3-3	17-13-3-1	9-22-0-2	172-237	1,940-1,969	39-of-256	193-253	820-840

	OVERALL	AT CBJ	AT EDM
Current Streak:	1-0-0 since 3/7/24	3-0-0 since 4/24/22	0-1-0 since 1/23/24
Last 10 Games:	4-6-0	7-3-0	4-6-0
Last Win:	3/7/24, 4-2 at CBJ	3/7/24, 4-2	1/25/23, 3-2 OT
Last Regulation Loss:	1/23/24, 1-4 at EDM	10/30/19, 1-4	1/23/24, 1-4
Most Lopsided Win:	4, 2x (3/27/18 most recent, 7-3 at EDM)	3, 3x (4/24/22 most recent, 5-2)	4, 2x (3/27/18 most recent, 7-3)
Most Lopsided Loss:	7, 11/19/13 (0-7 at EDM)	5, 2x (12/12/17 most recent, 2-7)	7, 11/19/13 (0-7)
Last OT Game:	1/25/23, 3-2 OTW at EDM	3/13/15, 5-4 SOW	1/25/23, 3-2 OTW
OT Record (W-L-T):	8-3-3	5-1-3	3-2-0
Most Goals Scored:	7, (3/27/18, 7-3 W at EDM)	6, 2x (2/25/23 most recent, 6-5 W)	7, 3/27/18 (7-3 W)
Most Goals Allowed:	8, 1/13/03 (5-8 L at EDM)	7, 2x (12/12/17 most recent, 2-7 L)	8, 1/13/03 (5-8 L)
Most Goals, Both Teams:	13, 1/13/03 (5-8 L at EDM)	11, 2/25/23 (6-5 W)	13, 1/13/03 (5-8 L)
Longest Win Streak:	4, 11/16/09 - 10/28/10	5, 2x, 3/5/13 - 1/3/17, most recent	2, 2x, 12/13/16 - 3/27/18, most recent
Longest Pts. Streak:	4, 2x, 11/16/09 - 10/28/10 (4-0-0-0)	5, 2x, 3/5/13 - 1/3/17, most recent (5-0-0-0)	2, 2x, 12/13/16 - 3/27/18, most recent (2-0-0-0)
Longest Pointless Streak:	5, 3/2/19 - 12/16/21	3, 2x, 12/12/17 - 10/30/19	6, 12/16/10 - 11/19/13
Longest Winless Streak:	12, 11/9/01 - 11/11/05 (0-8-3-1)	7, 10/25/01 - 11/11/05 (0-4-3-0)	6, 2x, 12/16/10 - 11/19/13, most recent (0-6-0-0)

ALL-TIME RESULTS

2000-01 (1-3-0-0) 11/5 EDM 4, at CBJ 2 1/3 at CBJ 5, EDM 2 1/7 at EDM 4, CBJ 2 3/26 at EDM 4, CBJ 2	2001-02 (1-3-0-0) 10/25 EDM 5, at CBJ 2 11/2 CBJ 2, at EDM 1 11/9 EDM 3, at CBJ 0 3/26 at EDM 3, CBJ 1	2002-03 (0-3-1-0) 11/27 EDM 3, at CBJ 1 1/13 at EDM 8, CBJ 5 3/1 at CBJ 3, EDM 3 OT 3/28 at EDM 4, CBJ 0	2003-04 (0-1-2-1) 10/30 at EDM 4, CBJ 3 OT 11/25 at CBJ 3, EDM 3 OT 1/18 at CBJ 4, EDM 4 OT 3/16 at EDM 3, CBJ 2	2005-06 (2-2-0) 11/1 at EDM 5, CBJ 1 11/11 EDM 3, at CBJ 1 2/2 CBJ 2, at EDM 1 SO 3/11 at CBJ 4, EDM 3 OT	2006-07 (1-3-0) 11/10 EDM 4, at CBJ 1 12/2 CBJ 4, at EDM 0 1/31 at EDM 5, CBJ 2 2/22 EDM 4, at CBJ 0	2007-08 (1-1-2) 11/26 at EDM 3, CBJ 1 12/31 at CBJ 4, EDM 2 3/2 at EDM 4, CBJ 3 SO 3/7 EDM 2, at CBJ 1 OT	2008-09 (2-2-0) 11/5 at CBJ 5, EDM 4 11/18 EDM 7, at CBJ 2 1/20 at EDM 4, CBJ 3 2/26 CBJ 1, at EDM 0	2009-10 (3-1-0) 10/22 at EDM 6, CBJ 4 11/16 at CBJ 3, EDM 2 SO 1/7 CBJ 4, at EDM 2 3/15 at CBJ 5, EDM 3	2010-11 (2-2-0) 10/28 at CBJ 3, EDM 2 SO 12/16 at EDM 6, CBJ 3 2/5 at CBJ 4, EDM 3 3/3 at EDM 4, CBJ 2	2011-12 (1-3-0) 12/2 at EDM 6, CBJ 3 1/17 at CBJ 4, EDM 2 3/14 at EDM 3, CBJ 0 3/25 EDM 6, at CBJ 3	2012-13 (1-2-0) 2/10 EDM 3, at CBJ 1 3/5 at CBJ 4, EDM 3 SO 3/28 at EDM 6, CBJ 4	2013-14 (1-1-0) 11/19 at EDM 7, CBJ 0 11/29 at CBJ 4, EDM 2	2014-15 (2-0-0) 3/13 at CBJ 5, EDM 4 SO 3/18 CBJ 4, at EDM 3 SO	2015-16 (1-1-0) 2/2 at EDM 5, CBJ 1 3/4 at CBJ 6, EDM 3	2016-17 (2-0-0) 12/13 CBJ 3, at EDM 1 1/3 at CBJ 3, EDM 1	2017-18 (1-1-0) 12/12 EDM 7, at CBJ 2 3/27 CBJ 7, at EDM 3	2018-19 (0-2-0) 3/2 EDM 4, at CBJ 0 3/21 at EDM 4, CBJ 1	2019-20 (0-2-0) 10/30 EDM 4, at CBJ 1 3/7 at EDM 4, CBJ 1	2020-21 (0-0-0) DID NOT PLAY	2021-22 (1-1-0) 12/15 at EDM 5, CBJ 2 4/24 at CBJ 5, EDM 2	2022-23 (2-0-0) 1/25 CBJ 3, at EDM 2 OT 2/25 at CBJ 6, EDM 5	2023-24 (1-1-0) 1/23 at EDM 4, CBJ 1 3/7 at CBJ 4, EDM 2
--	---	---	---	--	---	--	---	--	---	--	--	--	--	--	--	---	---	--	--	---	---	---

SHUTOUTS

CBJ	2	12/2/06, Norrena 21 saves (4-0 at EDM); 2/26/09, Mason 19 saves (1-0 at EDM)
EDM	6	11/9/01, Salo 23 saves (0-3 at CBJ); 3/28/03, Markkanen 26 saves (0-4 at EDM); 2/22/07, Roloson 28 saves (0-4 at CBJ); 3/14/12, Dubnyk 22 saves (0-3 at EDM); 11/19/13, Dubnyk 14 saves (0-7 at EDM); 3/2/19, Koskinen 30 saves (0-4 at CBJ)

HAT TRICKS

CBJ	3	12/31/07, Nash against Roloson (2) and EN (4-2 W at CBJ); 12/16/10, Huselius against Khabibulin (3) (3-6 L at EDM); 3/27/18, Vanek against Talbot (2) and Brossoit (1) (7-3 W at EDM)
EDM	1	12/2/11, Jones against Sanford (3) (3-6 L at EDM)


PENALTY SHOTS

CBJ	3	11/26/07, Nash unsuccessful against Roloson (1-3 L at EDM); 3/3/11, Umberger unsuccessful against Dubnyk (2-4 L at EDM); 3/25/12, Nash goal against Dubnyk (3-6 L at CBJ)
EDM	0	None



FLORIDA PANTHERS

Amerant Bank Arena / 1 Panther Pkwy. / Sunrise, FL 33323
floridapanthers.com / p: 954.835.7000 / @FlaPanthers



SAM REINHART

DIRECTORY

First Season: 1993-94
Home Ice: Amerant Arena
Capacity: 19,250 (opened in 1998)
Playoff Appearances: 10 (most recent, 2023-24)
Stanley Cup Titles: 1 (2024)
President of Hockey Ops & GM: Bill Zito
Head Coach: Paul Maurice
Assistant Coaches:
Jamie Kompon, Sylvian LeFevbre,
Tuomo Ruutu, Myles Free
Captain: Aleksander Barkov
Public Relations Contact: Adelyn Biedenbach

TV Play-by-Play: Steve Goldstein
TV Color Analyst: Randy Moller
Radio Play-by-Play: Doug Plagens
Radio Analyst: Bill Lindsay

2024-25 SCHEDULE

DATE	HOME/AWAY	START (ET)
Oct. 15	at CBJ	7 p.m.
Mar. 6	at FLA	7 p.m.
Mar. 20	at CBJ	7 p.m.

2023-24 SEASON

Record: 52-24-6, 110 pts.
Home: 26-13-2, 54 pts.
Away: 26-11-4, 56 pts.
Playoffs: Won 4-3 (EDM) in Stanley Cup Final

LEADERS

Points: Sam Reinhart, 94
Goals: Sam Reinhart, 57
Assists: Matthew Tkachuk, 62
+/- (min. 40 GP): Gustav Forsling, +56
Def. Points: Gustav Forsling, 39
Goaltending: Sergei Bobrovsky, 36-17-4, 2.37 GAA

2023-24 RESULTS (0-2-1)

DATE	RESULT	ATTN	W/L GOALTENDERS	GW GOAL
Nov. 6, 2023	at FLA 5, CBJ 4 (OT)	17,103	Sergei Bobrovsky / Spencer Martin	Carter Vehoeghe
Dec. 10, 2023	FLA 5, at CBJ 2	16,269	Anthony Stolarz / Jet Greaves	Aleksander Barkov
Apr 11, 2024	at FLA 4, CBJ 0	18,451	Sergei Bobrovsky / Jet Greaves	Matthew Tkachuk

GOALS BY PERIOD	1ST	2ND	3RD	OT	TOTAL
Columbus	3	1	2	0	6
Florida	6	2	5	1	14

SHOTS BY PERIOD	1ST	2ND	3RD	OT	TOTAL
Columbus	21	26	20	0	67
Florida	44	37	44	2	127

POWER PLAY	GOALS	ATTEMPTS	PCT
Columbus	1	5	20.0
Florida	1	5	20.0

PENALTY KILLING	KILLS	ATTEMPTS	PCT
Columbus	4	5	80.0
Florida	4	5	80.0

SKATERS

COLUMBUS	GP	G	A	P	+/-	PIM	PP	SH	GW	EN	S	%
Erik Gudbranson	3	0	3	3	0	29	0	0	0	0	2	0.0
Kirill Marchenko	3	1	1	2	0	0	1	0	0	0	3	33.3
Alexandre Texier	3	1	1	2	-2	2	0	0	0	0	7	14.3
Sean Kuraly	3	1	0	1	1	0	0	0	0	0	3	33.3
Dmitri Voronkov	3	1	0	1	-3	2	0	0	0	0	1	100.0

FLORIDA	GP	G	A	P	+/-	PIM	PP	SH	GW	EN	S	%
Sam Reinhart	3	1	6	7	6	0	0	0	0	0	9	11.1
Aleksander Barkov	3	2	3	5	6	0	1	0	1	0	13	15.4
Gustav Forsling	3	2	2	4	6	0	0	0	0	0	12	16.7
Matthew Tkachuk	3	2	1	3	1	0	0	0	1	1	12	16.7
Oliver Ekman-Larsson	3	0	3	3	3	10	0	0	0	0	5	0.0

GOALTENDING

COLUMBUS	GP	MIN	GA	GAA	SO	W	L	OTL	SA	SV%
Spencer Martin	1	55	2	2.17	0	0	0	1	36	.944
Jet Greaves	2	119	7	3.53	0	0	2	0	79	.911
Elvis Merzlikins	1	6	3	29.27	0	0	0	0	10	.700

FLORIDA	GP	MIN	GA	GAA	SO	W	L	OTL	SA	SV%
Anthony Stolarz	1	60	2	2.00	0	1	0	0	19	.895
Sergei Bobrovsky	2	119	4	2.02	1	2	0	0	48	.917



COLUMBUS VS. FLORIDA ALL-TIME

SEASON	W-L-T/O	HOME	AWAY	GF-GA	SF-SA	PP	PK	PIM
2000-01	1-1-0-0	0-1-0-0	1-0-0-0	7-9	64-50	1-of-13	8-of-8	32-42
2001-02	0-1-0-0	0-0-0-0	0-1-0-0	0-2	23-29	0-of-4	2-of-2	9-13
2002-03	1-0-0-0	1-0-0-0	0-0-0-0	4-1	22-27	2-of-4	6-of-6	19-26
2003-04	0-1-0-0	0-0-0-0	0-1-0-0	0-1	42-34	0-of-4	3-of-3	11-13
2005-06	1-0-0	0-0-0	1-0-0	5-4	23-52	1-of-8	6-of-7	14-16
2006-07	DID NOT PLAY							
2007-08	0-1-0	0-1-0	0-0-0	2-5	36-29	1-of-6	3-of-6	17-17
2008-09	1-0-0	0-0-0	1-0-0	3-1	37-23	0-of-1	3-of-3	6-2
2009-10	1-0-0	1-0-0	0-0-0	3-0	32-32	0-of-2	3-of-3	6-14
2010-11	2-0-0	1-0-0	1-0-0	5-4	70-62	1-of-6	6-of-7	19-17
2011-12	1-0-0	1-0-0	0-0-0	4-1	29-31	1-of-5	3-of-3	8-12
2012-13	DID NOT PLAY							
2013-14	3-0-0	2-0-0	1-0-0	13-6	105-91	5-of-10	11-of-11	29-40
2014-15	2-1-0	1-0-0	1-1-0	7-7	76-111	0-of-5	9-of-11	31-29
2015-16	1-1-1	1-0-1	0-1-0	6-7	65-95	2-of-12	13-of-14	40-36
2016-17	1-1-1	1-0-0	0-1-1	6-5	104-89	1-of-8	7-of-7	18-20
2017-18	3-0-0	2-0-0	1-0-0	13-5	121-111	5-of-11	7-of-8	24-30
2018-19	3-0-0	1-0-0	2-0-0	16-10	104-114	2-of-6	5-of-7	16-14
2019-20	2-1-0	2-0-0	0-1-0	6-6	107-96	1-of-7	7-of-8	23-21
2020-21	1-5-2	1-1-2	0-4-0	16-31	273-277	3-of-22	17-of-20	66-80
2021-22	1-2-0	0-1-0	1-1-0	12-20	94-133	1-of-8	9-of-11	24-18
2022-23	1-2-0	1-1-0	0-1-0	5-14	66-125	2-of-9	8-of-9	18-18
2023-24	0-2-1	0-1-0	0-1-1	6-14	67-127	1-of-5	4-of-5	47-24
TOTAL	26-19-0-5	16-6-0-3	10-13-0-2	139-153	1,560-1,738	30-of-156	140-of-159	477-502

	OVERALL	AT CBJ	AT FLA
Current Streak:	0-4-1 since 12/13/22	0-2-0 since 4/1/23	0-2-1 since 12/13/22
Last 10 Games:	2-7-1	4-4-2	1-8-1
Last Win:	11/20/22, 5-3 at CBJ	11/20/22, 5-3	2/24/22, 6-3
Last Regulation Loss:	4/11/24, 0-4 at FLA	12/10/23, 2-5	4/11/24, 0-4
Most Lopsided Win:	4, 3x (11/15/18 most recent, 7-3 at CBJ)	4, 2x (11/15/18 most recent, 7-3)	4, 11/2/17 (7-3)
Most Lopsided Loss:	7, 2x (4/1/23 most recent, 0-7 at CBJ)	7, 4/1/23 (0-7)	7, 1/15/22 (2-9)
Last OT Game:	11/6/23, 4-5 OTL at FLA	3/11/21, 4-5 OTL	11/6/23, 4-5 OTL
OT Record (W-L-T):	10-5-0	5-3-0	5-2-0
Most Goals Scored:	7, 3x (11/15/18 most recent, 7-3 W at CBJ)	7, 11/15/18 (7-3 W)	7, 2x (11/2/17 most recent, 7-3 W)
Most Goals Allowed:	9, 1/15/22 (2-9 L at FLA)	8, 1/31/22 (4-8 L)	9, 1/15/22 (2-9 L)
Most Goals, Both Teams:	13, 3/9/01 (7-6 OTW at FLA)	12, 1/31/22 (4-8 L)	13, 3/9/01 (7-6 OTW)
Longest Win Streak:	10, 3/21/09 - 12/4/14	7, 2/27/16 - 2/4/20	5, 1/14/06 - 12/4/14
Longest Pts. Streak:	10, 3/21/09 - 12/4/14 (10-0-0-0)	16, 12/9/09 - 1/28/21 (14-0-0-2)	5, 1/14/06 - 12/4/14 (5-0-0-0)
Longest Pointless Streak:	6, 4/3/21 - 1/31/22	2, 4/1/23 - current	6, 12/7/19 - 1/15/22
Longest Winless Streak:	8, 3/9/21 - 1/31/22 (0-7-0-1)	3, 3/9/21 - 1/31/22 (0-2-0-1)	6, 12/7/19 - 1/15/22 (0-6-0-0)

ALL-TIME RESULTS

2000-01 (1-1-0-0)	2001-02 (0-1-0-0)	2002-03 (1-0-0-0)	2003-04 (0-1-0-0)	2005-06 (1-0-0)	2006-07 (0-0-0)
11/17 FLA 3, at CBJ 0	12/5 at FLA 2, CBJ 0	10/19 at CBJ 4, FLA 1	1/3 at FLA 1, CBJ 0	1/14 CBJ 5, at FLA 4 OT	DID NOT PLAY
3/9 CBJ 7, at FLA 6 OT					
2007-08 (0-1-0)	2008-09 (1-0-0)	2009-10 (1-0-0)	2010-11 (2-0-0)	2011-12 (1-0-0)	2012-13 (0-0-0)
11/21 FLA 5, at CBJ 2	3/21 CBJ 3, at FLA 1	12/9 at CBJ 3, FLA 0	1/19 CBJ 3, at FLA 2 OT	3/30 at CBJ 4, FLA 1	DID NOT PLAY
			3/29 at CBJ 3, FLA 2 SO		
2013-14 (3-0-0)	2014-15 (2-1-0)	2015-16 (1-1-1)	2016-17 (1-1-1)	2017-18 (3-0-0)	2018-19 (3-0-0)
2/1 at CBJ 4, FLA 1	12/1 at CBJ 2, FLA 1	12/4 FLA 2, at CBJ 1 SO	11/26 at FLA 2, CBJ 1 SO	11/2 CBJ 7, at FLA 3	10/11 CBJ 5, at FLA 4
3/1 at CBJ 6, FLA 3	12/4 CBJ 4, at FLA 3 SO	12/27 at FLA 3, CBJ 2	1/14 at FLA 4, CBJ 3	1/7 at CBJ 3, FLA 2 SO	11/15 at CBJ 7, FLA 3
4/12 CBJ 3, at FLA 2	1/29 at FLA 3, CBJ 2	2/27 at CBJ 4, FLA 3 SO	3/16 at CBJ 2, FLA 1	3/22 at CBJ 4, FLA 0	1/5 CBJ 4, at FLA 3 OT
2019-20 (2-1-0)	2020-21 (1-5-2)	2021-22 (1-2-0)	2022-23 (1-2-0)	2023-24 (0-2-1)	
12/7/19 at FLA 4, CBJ 1	1/26 FLA 4, at CBJ 3 SO	1/15 at FLA 9, CBJ 2	11/20 at CBJ 5, FLA 3	11/6 at FLA 5, CBJ 4 OT	
12/31/19 at CBJ 4, FLA 1	1/28 at CBJ 3, FLA 2 SO	1/31 FLA 8, at CBJ 4	12/13 at FLA 4, CBJ 0	12/10 FLA 5, at CBJ 2	
2/4/20 at CBJ 1, FLA 0 OT	3/9 FLA 4, at CBJ 2	2/24 CBJ 6, at FLA 3	4/1 FLA 7, at CBJ 0	4/11 at FLA 4, CBJ 0	
	3/11 FLA 5, at CBJ 4 OT				
	4/3 at FLA 5, CBJ 2				
	4/4 at FLA 3, CBJ 0				
	4/19 at FLA 4, CBJ 2				
	4/20 at FLA 5, CBJ 1				

SHUTOUTS

CBJ	3	12/9/09, Mason 32 saves (3-0 at CBJ); 3/22/18, Bobrovsky 33 saves (4-0 at CBJ); 2/4/20, Merzlikins 32 saves (1-0 OT at CBJ)
FLA	7	11/17/00, Kidd 30 saves (0-3 at CBJ); 12/5/01, Luongo 23 saves (0-2 at FLA); 1/3/04, Luongo 42 saves (0-1 at FLA); 4/4/21, Driedger 32 saves (0-3 at FLA); 12/13/22, Bobrovsky 22 saves (0-4 at FLA); 4/1/23, Lyon 21 saves (0-7 at CBJ); 4/11/24, Bobrovsky 25 saves (0-4 at FLA)

HAT TRICKS

CBJ	2	3/9/01, Quint against Kidd (3) (7-6 OTW at FLA); 12/31/19, Werenski against Bobrovsky (3) (4-1 W at CBJ)
FLA	3	4/3/21, Wennberg against Merzlikins (2) and EN (2-5 L at FLA); 1/31/22, Reinhart against Merzlikins (3) (4-8 L at CBJ); 4/1/23, Verhaeghe against Hutchinson (4) (0-7 L at CBJ)

PENALTY SHOTS

CBJ	0	None
FLA	1	4/19/21, Vatrano unsuccessful against Merzlikins (2-4 L at FLA)

LOS ANGELES KINGS

Crypto.com Arena / 1111 S. Figueroa St. / Los Angeles, CA 90015

losangeleskings.com / p: 213.742.7100 / @LAKings



ADRIAN KEMPE

DIRECTORY

First Season: 1967-68
Home Ice: Crypto.com Arena
Capacity: 18,230 (opened in 1999)
Playoff Appearances: 32 (most recent, 2022-23)
Stanley Cup Titles: 2, 2012 & 2014
President: Luc Robitaille
VP and General Manager: Rob Blake
Head Coach: Jim Hiller
Assistant Coaches:
 Newell Brown, Derik Johnson, D.J. Smith
Captain: Anze Kopitar
Public Relations Contact: Justin Cummings
TV/Radio Play-by-Play: Nick Nickson
TV/Radio Color Analysts: Daryl Evans, Jim Fox

2024-25 SCHEDULE

DATE	HOME/AWAY	START (ET)
Nov. 9	at LAK	9 p.m.
Jan. 25	at CBJ	7 p.m.

2023-24 SEASON

Record: 44-27-11, 99 pts.
Home: 22-12-7, 51 pts.
Away: 22-15-4, 48 pts.
Playoffs: Lost 4-1 (EDM) in Round 1

LEADERS

Points: Adrian Kempe, 75
Goals: Trevor Moore, 31
Assists: Kevin Fiala & Adrian Kempe, 47
+/- (min. 40 GP): Mikey Anderson, +22
Def. Points: Drew Doughty, 50
Goaltending: Cam Talbot, 27-20-6, 2.50 GAA

2023-24 RESULTS (0-1-1)

DATE	RESULT	ATTN	W/L GOALTENDERS	GW GOAL
Dec. 5, 2023	LAK 4, at CBJ 3 (OT)	15,088	Pheonix Copley / Elvis Merzlikins	Drew Doughty
Feb. 20, 2024	at LAK 5, CBJ 1	16,980	Cam Talbot / Elvis Merzlikins	Pierre-Luc Dubois

GOALS BY PERIOD	1ST	2ND	3RD	OT	TOTAL
Columbus	1	3	0	0	4
Los Angeles	1	2	5	1	9

SHOTS BY PERIOD	1ST	2ND	3RD	OT	TOTAL
Columbus	15	21	26	0	62
Los Angeles	19	27	27	1	74

POWER PLAY	GOALS	ATTEMPTS	PCT
Columbus	1	4	25.0
Los Angeles	2	4	50.0

PENALTY KILLING	KILLS	ATTEMPTS	PCT
Columbus	2	4	50.0
Los Angeles	3	4	75.0

SKATERS

COLUMBUS	GP	G	A	P	+/-	PIM	PP	SH	GW	EN	S	%
Adam Boqvist	2	1	1	2	-1	0	0	0	0	2	50.0	
Johnny Gaudreau	2	1	1	2	-1	0	0	0	0	9	11.1	
Kirill Marchenko	2	1	0	1	-1	0	1	0	0	2	50.0	
Mathieu Olivier	2	1	0	1	1	0	0	0	0	2	50.0	
Boone Jenner	2	0	1	1	-1	0	0	0	0	5	0.0	

LOS ANGELES	GP	G	A	P	+/-	PIM	PP	SH	GW	EN	S	%
Phillip Danault	2	2	1	3	3	0	0	0	0	0	7	28.6
Drew Doughty	2	2	1	3	2	0	0	0	1	0	6	33.3
Pierre-Luc Dubois	2	2	0	2	2	0	1	0	1	0	5	40.0
Quinton Byfield	2	1	1	2	1	2	0	0	0	0	8	12.5
Kevin Fiala	2	1	1	2	3	0	1	0	0	0	2	50.0

GOALTENDING

COLUMBUS	GP	MIN	GA	GAA	SO	W	L	OTL	SA	SV%
Elvis Merzlikins	2	121	9	4.48	0	0	1	1	74	.878

LOS ANGELES	GP	MIN	GA	GAA	SO	W	L	OTL	SA	SV%
Cam Talbot	1	60	1	1.00	0	1	0	0	33	.970
Pheonix Copley	1	61	3	2.97	0	1	0	0	29	.897

COLUMBUS VS. LOS ANGELES ALL-TIME

SEASON	W-L-T/O	HOME	AWAY	GF-GA	SF-SA	PP	PK	PIM
2000-01	1-3-0-0	1-1-0-0	0-2-0-0	6-14	103-148	2-of-18	15-of-18	52-52
2001-02	1-3-0-0	0-2-0-0	1-1-0-0	6-15	85-119	0-of-16	10-of-18	69-78
2002-03	4-0-0-0	2-0-0-0	2-0-0-0	14-5	110-123	5-of-25	20-of-21	58-76
2003-04	2-1-1-0	2-0-0-0	0-1-1-0	11-10	119-130	3-of-19	7-of-10	34-52
2005-06	1-3-0	1-1-0	0-2-0	12-18	111-121	2-of-22	22-of-27	75-78
2006-07	2-2-0	2-0-0	0-2-0	8-10	104-119	1-of-20	29-of-33	107-61
2007-08	3-0-1	1-0-1	2-0-0	12-7	132-135	2-of-14	18-of-21	44-30
2008-09	2-2-0	1-1-0	1-1-0	7-10	97-110	2-of-13	11-of-12	34-36
2009-10	1-3-0	1-1-0	0-2-0	7-17	92-106	3-of-17	12-of-18	73-38
2010-11	1-2-1	0-1-1	1-1-0	14-16	118-123	0-of-12	11-of-15	46-40
2011-12	2-2-0	1-1-0	1-1-0	7-6	101-135	0-of-17	12-of-14	39-45
2012-13	0-3-0	0-1-0	0-2-0	4-8	54-76	0-of-9	7-of-10	57-46
2013-14	1-0-1	1-0-0	0-0-1	6-5	59-49	2-of-8	9-of-9	18-18
2014-15	0-2-0	0-1-0	0-1-0	5-9	50-71	1-of-4	4-of-5	20-28
2015-16	1-0-1	0-0-1	1-0-0	5-5	48-74	2-of-6	6-of-7	32-30
2016-17	1-0-1	1-0-0	0-0-1	4-5	48-76	1-of-3	2-of-3	11-11
2017-18	0-2-0	0-1-0	0-1-0	6-11	68-66	1-of-6	3-of-4	8-12
2018-19	1-1-0	1-0-0	0-1-0	5-5	68-59	1-of-8	6-of-7	19-21
2019-20	2-0-0	1-0-0	1-0-0	7-4	52-62	1-of-5	2-of-2	4-10
2020-21	DID NOT PLAY							
2021-22	0-1-1	0-0-1	0-1-0	4-6	51-81	0-of-3	4-of-4	14-12
2022-23	1-1-0	1-0-0	0-1-0	7-9	56-74	2-of-5	5-of-5	10-10
2023-24	0-1-1	0-0-1	0-1-0	4-9	62-74	1-of-4	2-of-4	8-8
TOTAL	27-32-1-7	17-11-0-5	10-21-1-2	161-204	1,788-2,131	32-of-254	217-of-267	832-792

	OVERALL	AT CBJ	AT LAK
Current Streak:	0-2-1 since 3/16/23	3-0-2 since 12/13/18	0-3-0 since 4/16/22
Last 10 Games:	4-4-2	5-2-3	2-6-2
Last Win:	12/11/22, 6-5 OT at CBJ	12/11/22, 6-5 OT	1/6/20, 4-2
Last Regulation Loss:	2/20/24, 1-5 at LAK	10/21/17, 4-6	2/20/24, 1-5
Most Lopsided Win:	4, 10/27/02 (5-1 at CBJ)	4, 10/27/02 (5-1)	3, 10/31/07 (4-1)
Most Lopsided Loss:	6, 4x (3/8/10 most recent, 0-6 at LAK)	6, 3x (11/13/05 most recent, 2-8)	6, 3/8/10 (0-6)
Last OT Game:	12/5/23, 3-4 OTL at CBJ	12/5/23, 3-4 OTL	10/25/16, 2-3 OTL
OT Record (W-L-T):	7-7-1	6-5-0	1-2-1
Most Goals Scored:	7, 2/8/06 (7-4 W at CBJ)	7, 2/8/06 (7-4 W)	5, 11/17/10 (5-3 W)
Most Goals Allowed:	8, 11/13/05 (2-8 L at CBJ)	8, 11/13/05 (2-8 L)	6, 3x (1/8/11 most recent, 4-6 L)
Most Goals, Both Teams:	11, 2x (12/11/22 most recent, 6-5 OTW at CBJ)	11, 2x (12/11/22 most recent, 6-5 OTW)	10, 1/8/11 (4-6 L)
Longest Win Streak:	5, 3/2/02 - 3/25/03	4, 2x, 2/8/06 - 12/21/07, most recent	3, 3/2/02 - 3/25/03
Longest Pts. Streak:	8, 3/2/02 - 2/11/04 (7-0-1-0)	5, 2/8/06 - 2/10/08 (4-0-0-1)	4, 3/2/02 - 1/10/04 (3-0-1-0)
Longest Pointless Streak:	5, 2/24/01 - 2/26/02	2, 2x, 3/11/11 - 12/15/11, most recent	5, 2/21/04 - 3/17/07
Longest Winless Streak:	5, 2/24/01 - 2/26/02 (0-5-0-0)	4, 1/28/10 - 12/15/11 (0-3-0-1)	6, 1/10/04 - 3/17/07 (0-5-1-0)

ALL-TIME RESULTS

2000-01	(1-3-0-0)	2001-02	(1-3-0-0)	2002-03	(4-0-0-0)	2003-04	(2-1-1-0)	2005-06	(1-3-0)	2006-07	(2-2-0)
10/9	LAK 7, at CBJ 1	10/23	LAK 7, at CBJ 1	10/27	at CBJ 5, LAK 1	1/10	CBJ 2, at LAK 2 OT	10/16	at LAK 3, CBJ 1	10/27	at CBJ 2, LAK 0
10/31	at CBJ 4, LAK 1	12/15	at LAK 3, CBJ 2	12/7	CBJ 4, at LAK 2	1/16	at CBJ 3, LAK 2 OT	11/13	LAK 8, at CBJ 2	1/3	at LAK 3, CBJ 0
2/24	at LAK 3, CBJ 1	2/26	LAK 5, at CBJ 1	2/27	at CBJ 3, LAK 1	2/11	at CBJ 3, LAK 2 OT	2/8	at CBJ 7, LAK 4	3/7	at CBJ 3, LAK 2 OT
3/29	at LAK 3, CBJ 0	3/2	CBJ 2, at LAK 0	3/25	CBJ 2, at LAK 1 OT	2/21	at LAK 4, CBJ 3	3/4	at LAK 3, CBJ 2	3/17	at LAK 5, CBJ 3
2007-08	(3-0-1)	2008-09	(2-2-0)	2009-10	(1-3-0)	2010-11	(1-2-1)	2011-12	(2-2-0)	2012-13	(0-3-0)
10/31	CBJ 4, at LAK 1	12/6	at LAK 3, CBJ 0	10/17	at CBJ 4, LAK 1	11/17	CBJ 5, at LAK 3	12/15	LAK 2, at CBJ 1	2/5	LAK 4, at CBJ 2
12/21	at CBJ 2, LAK 1	12/23	LAK 3, at CBJ 0	10/25	at LAK 6, CBJ 2	1/8	at LAK 6, CBJ 4	1/7	CBJ 1, at LAK 0	2/15	at LAK 2, CBJ 1
1/3	CBJ 4, at LAK 3	12/29	CBJ 2, at LAK 0	1/28	LAK 4, at CBJ 1	2/16	LAK 4, at CBJ 3 SO	2/1	at LAK 3, CBJ 2	4/18	at LAK 2, CBJ 1
2/10	LAK 3, at CBJ 2 SO	3/3	at CBJ 5, LAK 4	3/8	at LAK 6, CBJ 0	3/11	LAK 4, at CBJ 2	3/8	at CBJ 3, LAK 1		
2013-14	(1-0-1)	2014-15	(0-2-0)	2015-16	(1-0-1)	2016-17	(1-0-1)	2017-18	(0-2-0)	2018-19	(1-1-0)
1/21	at CBJ 5, LAK 3	10/26	at LAK 5, CBJ 2	11/5	CBJ 3, at LAK 2	10/25	at LAK 3, CBJ 2 OT	10/21	LAK 6, at CBJ 4	11/3	at LAK 4, CBJ 1
2/6	at LAK 2, CBJ 1 OT	2/9	LAK 4, at CBJ 3	12/8	LAK 3, at CBJ 2 OT	12/20	at CBJ 3, LAK 2 SO	3/1	at LAK 5, CBJ 2	12/13	at CBJ 4, LAK 1
2019-20	(2-0-0)	2020-21	(0-0-0)	2021-22	(0-1-1)	2022-23	(1-1-0)	2023-24	(0-1-1)		
12/19	at CBJ 3, LAK 2 OT	DID NOT PLAY		3/4	LAK 4, at CBJ 3 OT	12/11	at CBJ 6, LAK 5 OT	12/5	LAK 4, at CBJ 3 OT		
1/6	CBJ 4, at LAK 2			4/16	at LAK 2, CBJ 1	3/16	at LAK 4, CBJ 1	2/20	at LAK 5, CBJ 1		

SHUTOUTS

CBJ	4	3/2/02, Tugnutt 30 saves (2-0 at LAK); 10/27/06, Leclair 38 saves (2-0 at CBJ); 12/29/08, Mason 24 saves (2-0 at LAK); 1/7/12, Sanford 31 saves (1-0 at LAK)
LAK	5	3/29/01, Potvin 27 saves (0-3 at LAK); 1/3/07, Garon 26 saves (0-3 at LAK); 12/6/08, LaBarbera 23 saves (0-3 at LAK); 12/23/08, Quick 24 saves (0-3 at CBJ); 3/8/10, Quick 11 saves (0-6 at LAK)

HAT TRICKS

CBJ	2	10/27/02, Wright against Storr (3) (5-1 W at CBJ); 2/27/03, Whitney against Storr (2) and 1 EN (3-1 W at CBJ)
LAK	4	11/13/05, Conroy against Denis (2) and Prusek (1) (2-8 L at CBJ); 11/13/05, Frolov against Prusek (2) and Denis (1) (2-8 L at CBJ); 3/11/11, Kopitar against Mason (3) (2-4 L at CBJ); 3/4/22, Arvidsson against Merzlikins (3) (3-4 OTL at CBJ)

PENALTY SHOTS

CBJ	2	3/25/03, Nedorost unsuccessful against Huet (2-1 OTW at LAK); 10/25/09, Nash unsuccessful against Quick (2-6 L at LAK)
LAK	2	12/6/08, O'Sullivan unsuccessful against Mason (0-3 L at CBJ); 11/3/18, Brown goal against Bobrovsky (1-4 L at LAK)



MINNESOTA WILD

Xcel Energy Center / 199 W. Kellogg Blvd. / St. Paul, MN 55102
minnesotawild.com / p: 651.602.6000 / @mnwild



BROCK FABER

DIRECTORY

First Season: 2000-01
Home Ice: Xcel Energy Center
Capacity: 17,954 (opened in 2000)
Playoff Appearances: 13 (most recent, 2022-23)
Stanley Cup Titles: None
President of Hockey Ops & GM: Bill Guerin
Head Coach: John Hynes
Assistant Coaches: Jason King, Patrick Dwyer
Captain: Jared Spurgeon
Public Relations Contact: Aaron Sickman

TV Play-by-Play: Anthony LaPanta
TV Color Analysts: Ryan Carter, Wes Walz
Radio Play-by-Play: Joe O'Donnell
Radio Color Analyst: Tom Reid

2024-25 SCHEDULE

DATE	HOME/AWAY	START (ET)
Oct. 10	at MIN	8 p.m.
Oct. 19	at CBJ	7 p.m.

2023-24 SEASON

Record: 39-34-9, 87 pts.
Home: 20-16-5, 45 pts.
Away: 19-18-4, 42 pts.
Playoffs: Did not qualify

LEADERS

Points: Kirill Kaprizov, 96
Goals: Kirill Kaprizov, 46
Assists: Mats Zuccarello, 51
+/- (min. 40 GP): Jonas Brodin, +22
Def. Points: Brock Faber, 47
Goaltending: Marc-Andre Fleury, 17-15-5, 2.98

2023-24 RESULTS (1-0-1)

DATE	RESULT	ATTN	W/L GOALTENDERS	GW GOAL
Oct. 21, 2023	CBJ 5, at MIN 4 (OT)	18,479	Elvis Merzlikins / Filip Gustavsson	Jack Roslovic
Jan. 6, 2024	MIN 4, at CBJ 3 (OT)	18,771	Marc-Andre Fleury / Daniil Tarasov	Marco Rossi

GOALS BY PERIOD	1ST	2ND	3RD	OT	TOTAL
Columbus	2	2	3	1	8
Minnesota	1	3	3	1	8

SHOTS BY PERIOD	1ST	2ND	3RD	OT	TOTAL
Columbus	19	32	25	7	83
Minnesota	21	16	23	4	64

POWER PLAY	GOALS	ATTEMPTS	PCT
Columbus	2	7	28.6
Minnesota	2	7	28.6

PENALTY KILLING	KILLS	ATTEMPTS	PCT
Columbus	5	7	71.4
Minnesota	5	7	71.4

SKATERS

COLUMBUS	GP	G	A	P	+/-	PIM	PP	SH	GW	EN	S	%
Cole Sillinger	2	3	1	4	3	0	1	0	0	0	5	60.0
Damon Severson	2	0	2	2	2	2	0	0	0	0	3	0.0
Adam Boqvist	1	0	2	2	0	0	0	0	0	0	0	0.0
Justin Danforth	2	1	0	1	-1	0	0	0	0	0	1	0.0
Adam Fantilli	2	1	0	1	-2	0	1	0	0	0	8	12.5

MINNESOTA	GP	G	A	P	+/-	PIM	PP	SH	GW	EN	S	%
Marcus Johansson	2	2	1	3	2	0	0	0	0	0	5	40.0
Matthew Boldy	1	2	1	3	1	4	2	0	0	0	7	28.6
Joel Eriksson Ek	2	0	3	3	1	2	0	0	0	0	6	0.0
Brock Faber	2	0	3	3	-1	0	0	0	0	0	4	0.0
Dakota Memis	2	1	1	2	2	0	0	0	0	0	3	33.3

GOALTENDING

COLUMBUS	GP	MIN	GA	GAA	SO	W	L	OTL	SA	SV%
Daniil Tarasov	1	63	4	3.80	0	0	0	1	36	.889
Elvis Merzlikins	1	63	4	3.81	0	1	0	0	28	.85

MINNESOTA	GP	MIN	GA	GAA	SO	W	L	OTL	SA	SV%
Marc-Andre Fleury	1	63	3	2.86	0	1	0	0	29	.897
Filip Gustavsson	1	63	5	4.76	0	0	0	1	54	.907

OPPONENTS



COLUMBUS VS. MINNESOTA ALL-TIME

SEASON	W-L-T/O	HOME	AWAY	GF-GA	SF-SA	PP	PK	PIM
2000-01	1-1-0-1	1-0-0-0	0-1-0-1	7-6	75-96	2-of-15	10-of-11	32-40
2001-02	1-2-1-0	0-1-1-0	1-1-0-0	7-12	92-111	5-of-21	20-of-25	71-75
2002-03	3-1-0-0	2-0-0-0	1-1-0-0	13-5	102-93	5-of-18	19-of-20	75-77
2003-04	2-2-0-0	2-0-0-0	0-2-0-0	8-9	102-117	3-of-12	20-of-20	86-61
2005-06	3-1-0	2-0-0	1-1-0	8-9	125-114	2-of-27	17-of-21	47-59
2006-07	2-1-1	2-0-0	0-1-1	11-14	108-113	4-of-19	24-of-31	76-50
2007-08	1-3-0	0-2-0	1-1-0	8-9	116-109	3-of-11	20-of-20	79-53
2008-09	1-2-1	1-1-0	0-1-1	10-12	112-104	0-of-8	13-of-16	37-21
2009-10	2-2-0	2-0-0	0-2-0	9-9	117-104	0-of-11	12-of-13	38-34
2010-11	3-1-0	1-1-0	2-0-0	13-12	117-123	0-of-8	14-of-17	82-55
2011-12	2-2-0	1-1-0	1-1-0	10-10	132-114	3-of-20	9-of-12	56-72
2012-13	1-2-0	0-1-0	1-1-0	4-8	65-91	1-of-10	6-of-9	50-48
2013-14	2-0-0	1-0-0	1-0-0	5-1	70-53	1-of-3	5-of-5	12-10
2014-15	2-0-0	1-0-0	1-0-0	6-2	49-55	2-of-4	6-of-8	16-8
2015-16	0-2-0	0-1-0	0-1-0	4-7	60-56	1-of-3	3-of-4	10-8
2016-17	2-0-0	1-0-0	1-0-0	5-2	65-69	0-of-6	6-of-7	36-34
2017-18	1-0-1	0-0-1	1-0-0	7-6	65-64	1-of-6	2-of-5	10-12
2018-19	1-1-0	1-0-0	0-1-0	5-4	49-56	2-of-6	5-of-5	10-12
2019-20	0-2-0	0-1-0	0-1-0	4-10	52-66	0-of-4	3-of-4	8-8
2020-21	DID NOT PLAY							
2021-22	1-0-1	1-0-0	0-0-1	4-5	53-76	1-of-6	5-of-7	26-22
2022-23	0-1-1	0-1-0	0-0-1	2-5	54-69	0-of-3	2-of-3	6-6
2023-24	1-0-1	0-0-1	1-0-0	8-8	83-64	2-of-7	5-of-7	16-16
TOTAL	32-26-1-7	19-10-1-2	13-16-0-5	158-165	1,863-1,917	38-of-228	226-of-270	879-781

	OVERALL	AT CBJ	AT MIN
Current Streak:	1-0-2 since 2/23/23	0-1-1 since 2/23/23	1-0-2 since 3/26/22
Last 10 Games:	3-4-3	5-3-2	5-3-2
Last Win:	10/21/23, 5-4 OT at MIN	3/11/22, 3-2 SO	10/21/23, 5-4 OT
Last Regulation Loss:	2/23/23, 0-2 at CBJ	2/23/23, 0-2	2/25/20, 4-5
Most Lopsided Win:	5, 3/15/03 (5-0 at CBJ)	5, 3/15/03 (5-0)	4, 11/23/07 (4-0)
Most Lopsided Loss:	5, 3x (2/28/20 most recent, 0-5 at CBJ)	5, 2/28/20 (0-5)	5, 2x (10/14/06 most recent, 0-5)
Last OT Game:	1/6/24, 3-4 OTL at CBJ	1/6/24, 3-4 OTL	10/21/23, 5-4 OTW
OT Record (W-L-T):	10-7-1	4-2-1	6-5-0
Most Goals Scored:	5, 5x (10/21/23 most recent, 5-4 OTW at MIN)	5, 2x (11/25/06 most recent, 5-3 W)	5, 3x (10/21/23 most recent, 5-4 OTW)
Most Goals Allowed:	6, 4/11/09 (3-6 L at CBJ)	6, 4/11/09 (3-6 L)	5, 4x (2/25/20 most recent, 4-5 L)
Most Goals, Both Teams:	9, 5x (10/21/23 most recent, 5-4 OTW at MIN)	9, 4/11/09 (3-6 L)	9, 4x (10/21/23 most recent, 5-4 OTW)
Longest Win Streak:	5, 4/13/13 - 1/19/15	8, 3/15/03 - 1/27/07	3, 4/13/13 - 1/19/15
Longest Pts. Streak:	5, 2x, 12/31/16 - 11/29/18, most recent (4-0-0-1)	9, 2/12/02 - 1/27/07 (8-0-1-0)	3, 4/13/13 - 1/19/15 (3-0-0-0)
Longest Pointless Streak:	3, 2x, 1/19/19 - 2/28/20, most recent	2, 12/8/07 - 2/2/08	4, 4/6/03 - 10/29/05
Longest Winless Streak:	5, 1/17/01 - 3/10/02 (0-3-1-1)	2, 3x, 2/23/23 - current, most recent (0-1-0-1)	4, 3x, 1/19/19 - 2/26/23, most recent (0-2-0-2)

ALL-TIME RESULTS

2000-01 (1-1-0-1)	2001-02 (1-2-1-0)	2002-03 (3-1-0-0)	2003-04 (2-2-0-0)	2005-06 (3-1-0)	2006-07 (2-1-1)
1/15 at CBJ 3, MIN 0	1/18 MIN 3, at CBJ 1	1/8 CBJ 2, at MIN 1	12/20 at MIN 5, CBJ 2	10/28 at CBJ 2, MIN 1 SO	10/14 at MIN 5, CBJ 0
1/17 at MIN 3, CBJ 2 OT	2/12 at CBJ 3, MIN 3 OT	3/15 at CBJ 5, MIN 0	1/31 at CBJ 2, MIN 1 OT	10/29 at MIN 3, CBJ 1	11/25 at CBJ 5, MIN 3
4/6 at MIN 3, CBJ 2	3/10 at MIN 5, CBJ 0	4/2 at CBJ 3, MIN 0	3/14 at MIN 3, CBJ 2	11/30 CBJ 3, at MIN 2 SO	12/29 at MIN 4, CBJ 3 OT
	3/20 CBJ 3, at MIN 1	4/6 at MIN 4, CBJ 3	3/24 at CBJ 2, MIN 0	1/27 at CBJ 4, MIN 3	1/27 at CBJ 3, MIN 2
2007-08 (1-3-0)	2008-09 (1-2-1)	2009-10 (2-2-0)	2010-11 (3-1-0)	2011-12 (2-2-0)	2012-13 (1-2-0)
10/6 at MIN 3, CBJ 2	10/25 at MIN 2, CBJ 1	10/3 at CBJ 2, MIN 1	10/16 CBJ 3, at MIN 2	10/8 at MIN 4, CBJ 2	1/29 at MIN 3, CBJ 2
11/23 CBJ 4, at MIN 0	11/15 at MIN 3, CBJ 2 SO	12/15 at MIN 2, CBJ 1	11/6 MIN 3, at CBJ 2	11/15 MIN 4, at CBJ 2	4/7 MIN 3, at CBJ 0
12/8 MIN 2, at CBJ 1	1/10 at CBJ 4, MIN 2	1/23 at MIN 4, CBJ 2	12/27 at CBJ 4, MIN 3 SO	2/7 at CBJ 3, MIN 1	4/13 CBJ 3, at MIN 2 SO
2/2 MIN 4, at CBJ 1	4/11 MIN 6, at CBJ 3	3/19 at CBJ 4, MIN 2	3/19 CBJ 5, at MIN 4 OT	2/11 CBJ 3, at MIN 1	
2013-14 (2-0-0)	2014-15 (2-0-0)	2015-16 (0-2-0)	2016-17 (2-0-0)	2017-18 (1-0-1)	2018-19 (1-1-0)
12/6 at CBJ 4, MIN 0	12/31 at CBJ 3, MIN 1	10/22 At MIN 3, CBJ 2	12/31 CBJ 4, at MIN 2	10/14 CBJ 5, at MIN 4 OT	11/29 at CBJ 4, MIN 2
3/15 CBJ 2, at MIN 1 SO	1/19 CBJ 3, at MIN 1	1/5 MIN 4, at CBJ 2	3/2 at CBJ 1, MIN 0	1/30 MIN 3, at CBJ 2 SO	1/19 at MIN 2, CBJ 1
2019-20 (0-2-0)	2020-21 (0-0-0)	2021-22 (1-0-1)	2022-23 (0-1-1)	2023-24 (1-0-1)	
2/25 at MIN 5, CBJ 4	DID NOT PLAY	3/11 at CBJ 3, MIN 2 SO	2/23 MIN 2, at CBJ 0	10/21 CBJ 5, at MIN 4 OT	
2/28 MIN 5, at CBJ 0		3/26 at MIN 3, CBJ 2 OT	2/26 at MIN 3, CBJ 2 OT	1/6 MIN 4, at CBJ 3 OT	

SHUTOUTS

CBJ	7	1/15/01, Tugnuttt 31 saves (3-0 at CBJ); 3/15/03, Denis 24 saves (5-0 at CBJ); 4/2/03, Denis 27 saves (3-0 at CBJ); 3/24/04, Denis 20 saves (2-0 at CBJ); 11/23/07, Leclairre 32 saves (4-0 at MIN); 12/6/13, McElhinney 20 saves (4-0 at CBJ); 3/2/17, Bobrovsky 38 saves (1-0 at CBJ)
MIN	5	3/10/02, Roloson 14 saves (0-5 at MIN); 10/14/06, Fernandez 24 saves (0-5 at MIN); 4/7/13, Backstrom 24 saves (3-0 at CBJ); 2/28/20, Stalock 22 saves (5-0 at CBJ); 2/23/23, Fleury 30 saves (0-2 at CBJ)

HAT TRICKS

CBJ	2	1/10/09, Filatov against Harding (3) (4-2 W at CBJ); 2/26/24, Sillinger against Fleury (3) (3-4 OTL at CBJ)
MIN	2	3/10/02, Gaborik against Tugnuttt (3) (0-5 L at MIN); 1/5/16, Parise against Forsberg (2) and EN (2-4 L at CBJ)

PENALTY SHOTS

CBJ	0	None
MIN	2	1/29/13, Bouchard unsuccessful against Mason (2-3 at MIN); 1/29/15, Parise unsuccessful against Bobrovsky (3-1 W at MIN)



MONTREAL CANADIENS

Bell Centre / 1909 Avenue des Canadiens-de-Montreal / Montreal, QC H4B 5G0

montrealcanadiens.com / p: 514.932.2582 / @CanadiensMTL



NICK SUZUKI

DIRECTORY

First Season: 1909-10
Home Ice: Bell Centre
Capacity: 21,302 (opened in 1996)
Playoff Appearances: 85 (most recent, 2020-21)
Stanley Cup Titles: 24 (most recent, 1993)
EVP, Hockey Operations: Jeff Gorton
General Manager: Kent Hughes
Head Coach: Martin St. Louis
Assistant Coaches:
 Trevor Letowski, Stephane Robidas
Captain: Nick Suzuki
Public Relations Contact: Chantal Machabee

TSN Play-by-Play: Bryan Mudryk
TSN Color Analysts: Mike Johnson, Craig Button, Frank Corrado
TSN 690 Play-by-Play: Victor Findlay
TSN 690 Color Analysts: JP O'Connor, Jon Goyens
RDS Play-by-Play: Pierre Houde
RDS Color Analyst: Marc Denis
98.5 FM Cogeco Play-by-Play: Martin McGuire
98.5 FM Cogeco Color Analyst: Danny Dubé

2024-25 SCHEDULE

DATE	HOME/AWAY	START (ET)
Nov. 16	at MTL	7 p.m.
Nov. 27	at CBJ	7:30 p.m.
Dec. 23	at CBJ	7 p.m.

2023-24 SEASON

Record: 30-36-16, 76 pts.
Home: 16-20-5, 37 pts.
Away: 14-16-11, 39 pts.
Playoffs: Did not qualify

LEADERS

Points: Nick Suzuki, 77
Goals: Nick Suzuki, 33
Assists: Mike Matheson, 51
+/- (min. 40 GP): Johnathan Kovacevic, +11
Def. Points: Mike Matheson, 62
Goaltending: Sam Montembeault, 16-15-9, 3.14 GAA

2023-24 RESULTS (0-2-1)

DATE	RESULT	ATTN	W/L GOALTENDERS	GW GOAL
Oct. 26, 2023	at MTL 4, CBJ 3 (OT)	21,105	Sam Montembeault / Elvis Merzlikins	Cole Caufield
Nov. 29, 2023	MTL 4, at CBJ 2	14,316	Sam Montembeault / Elvis Merzlikins	Joel Armia
Mar. 12, 2024	at MTL 3, CBJ 0	21,105	Cayden Primeau / Elvis Merzlikins	Brendan Gallagher

GOALS BY PERIOD	1ST	2ND	3RD	OT	TOTAL
Columbus	2	3	0	0	5
Montreal	3	4	3	1	11

SHOTS BY PERIOD	1ST	2ND	3RD	OT	TOTAL
Columbus	50	21	30	4	105
Montreal	26	33	20	4	83

POWER PLAY	GOALS	ATTEMPTS	PCT
Columbus	2	9	22.2
Montreal	3	8	37.5

PENALTY KILLING	KILLS	ATTEMPTS	PCT
Columbus	5	8	62.5
Montreal	7	9	77.8

SKATERS

COLUMBUS	GP	G	A	P	+/-	PIM	PP	SH	GW	EN	S	%
Jack Roslovic	1	1	2	3	-1	0	0	0	0	0	4	25.0
Emil Bemstrom	1	2	0	2	0	0	2	0	0	0	4	50.0
Dmitri Voronkov	3	0	2	2	0	9	0	0	0	0	4	0.0
Zach Werenski	3	0	2	2	0	0	0	0	0	0	15	0.0
Yegor Chinakhov	2	1	0	1	1	0	0	0	0	0	6	16.7

MONTREAL	GP	G	A	P	+/-	PIM	PP	SH	GW	EN	S	%
Cole Caufield	3	2	3	5	0	0	0	0	1	0	17	11.8
Michael Matheson	3	1	4	5	1	0	1	0	0	0	4	25.0
Nick Suzuki	3	1	3	4	2	0	0	0	0	0	8	12.5
Alex Newhook	3	1	1	2	2	0	0	0	0	0	3	33.3
Juraj Slafkovsky	3	1	1	2	0	0	1	0	0	0	5	20.0

GOALTENDING

COLUMBUS	GP	MIN	GA	GAA	SO	W	L	OTL	SA	SV%
Daniil Tarasov	1	54	0	0.00	0	0	0	0	19	1.000
Elvis Merzlikins	3	129	10	4.65	0	0	2	1	63	.841

MONTREAL	GP	MIN	GA	GAA	SO	W	L	OTL	SA	SV%
Cayden Primeau	1	60	0	0.00	1	1	0	0	41	1.000
Sam Montembeault	2	124	5	2.41	0	2	0	0	64	.922



COLUMBUS VS. MONTREAL ALL-TIME

SEASON	W-L-T/O	HOME	AWAY	GF-GA	SF-SA	PP	PK	PIM
2000-01	1-0-0-0	0-0-0-0	1-0-0-0	2-0	16-27	0-of-4	6-of-6	19-15
2001-02	0-2-0-0	0-1-0-0	0-1-0-0	2-7	49-42	0-of-10	4-of-5	10-20
2002-03	1-0-0-0	0-0-0-0	1-0-0-0	2-1	26-39	2-of-4	5-of-5	16-14
2003-04	0-0-1-0	0-0-0-0	0-0-1-0	1-1	36-31	1-of-3	5-of-5	15-11
2005-06	DID NOT PLAY							
2006-07	0-1-0	0-1-0	0-0-0	2-3	33-28	0-of-4	5-of-7	14-8
2007-08	1-0-0	0-0-0	1-0-0	3-0	22-31	0-of-3	6-of-6	21-15
2008-09	1-0-0	1-0-0	0-0-0	3-3	28-37	0-of-8	5-of-7	14-16
2009-10	0-1-0	0-0-0	0-1-0	3-5	36-29	2-of-4	3-of-3	6-8
2010-11	1-0-0	1-0-0	0-0-0	3-0	24-29	1-of-3	3-of-3	6-6
2011-12	1-0-0	0-0-0	1-0-0	2-2	28-20	0-of-4	3-of-3	6-8
2012-13	DID NOT PLAY							
2013-14	1-1-1	0-0-1	1-1-0	8-9	98-103	2-of-17	8-of-11	34-46
2014-15	0-3-0	0-2-0	0-1-0	5-11	75-82	1-of-7	8-of-12	36-28
2015-16	2-1-0	1-0-0	1-1-0	11-6	74-90	2-of-6	10-of-13	31-30
2016-17	2-0-1	2-0-0	0-0-1	12-2	90-97	5-of-11	6-of-7	16-24
2017-18	2-1-0	1-0-0	1-1-0	8-6	88-97	2-of-10	6-of-7	14-20
2018-19	1-2-0	1-1-0	0-1-0	9-9	98-86	0-of-6	8-of-8	26-22
2019-20	2-0-1	1-0-0	1-0-1	11-7	88-94	1-of-7	6-of-6	14-16
2020-21	DID NOT PLAY							
2021-22	3-0-0	1-0-0	2-0-0	13-5	109-87	2-of-9	7-of-8	20-22
2022-23	1-2-0	1-1-0	0-1-0	9-15	83-103	0-of-8	7-of-9	28-28
2023-24	0-2-1	0-1-0	0-1-1	5-11	105-83	2-of-9	5-of-8	29-31
TOTAL	20-16-1-4	10-7-0-1	10-9-1-3	114-103	1,206-1,235	23-of-137	116-of-139	375-388

	OVERALL	AT CBJ	AT MTL
Current Streak:	0-4-1 since 11/23/22	0-2-0 since 11/23/22	0-2-1 since 3/25/23
Last 10 Games:	5-4-1	7-3-0	4-4-2
Last Win:	11/17/22, 6-4 at CBJ	11/17/22, 6-4	2/12/22, 2-1
Last Regulation Loss:	3/12/24, 0-3 at MTL	11/29/23, 2-4	3/12/24, 0-3
Most Lopsided Win:	10, 11/4/16 (10-0 at CBJ)	10, 11/4/16 (10-0)	3, 3x (1/30/22 most recent, 6-3)
Most Lopsided Loss:	6, 3/25/23 (2-8 at MTL)	3, 2x (1/18/19 most recent, 1-4 at CBJ)	6, 3/25/23 (2-8)
Last OT Game:	10/26/23, 3-4 OTL at MTL	11/15/13, 2-3 SOL	10/26/23, 3-4 OTL
OT Record (W-L-T):	4-4-1	1-1-0	3-3-1
Most Goals Scored:	10, 11/4/16 (10-0 W at CBJ)	10, 11/4/16 (10-0 W)	6, 1/30/22 (6-3 W)
Most Goals Allowed:	8, 3/25/23 (2-8 L at MTL)	5, 2/26/15 (2-5 L)	8, 3/25/23 (2-8 L)
Most Goals, Both Teams:	10, 3x (3/25/23 most recent, 2-8 L at MTL)	10, 2x (11/17/22 most recent, 6-4 W)	10, 3/25/23 (2-8 L)
Longest Win Streak:	6, 11/19/19 - 11/17/22	4, 2x, 3/28/19 - 11/17/22, most recent	3, 2/2/20 - 2/12/22
Longest Pts. Streak:	8, 3/28/19 - 11/17/22 (7-0-1)	4, 2x, 3/28/19 - 11/17/22, most recent (4-0-0)	4, 11/12/19 - 2/12/22 (3-0-1)
Longest Pointless Streak:	4, 1/14/15 - 12/1/15	2, 3x, 11/23/22 - current, most recent	2, 2x, 11/27/17 - 2/19/19, most recent
Longest Winless Streak:	5, 11/23/22 - current (0-4-0-1)	3, 11/15/13 - 2/26/15 (0-2-0-1)	3, 2x, 3/25/23 - current, most recent (0-2-0-1)

ALL-TIME RESULTS

2000-01 (1-0-0-0) 12/18 CBJ 2, at MTL 0	2001-02 (0-2-0-0) 10/12 MTL 3, at CBJ 1 4/6 at MTL 4, CBJ 1	2002-03 (1-0-0-0) 2/13 CBJ 2, at MTL 1 OT	2003-04 (0-0-1-0) 11/11 CBJ 1, at MTL 1 OT	2005-06 (0-0-0) DID NOT PLAY	2006-07 (0-1-0) 2/18 MTL 3, at CBJ 2
2007-08 (1-0-0) 2/23 CBJ 3, at MTL 0	2008-09 (1-0-0) 11/7 at CBJ 4, MTL 3 SO	2009-10 (0-1-0) 11/24 at MTL 5, CBJ 3	2010-11 (1-0-0) 11/2 at CBJ 3, MTL 0	2011-12 (1-0-0) 12/6 CBJ 3, at MTL 2 SO	2012-13 (0-0-0) DID NOT PLAY
2013-14 (1-1-1) 10/17 at MTL 5, CBJ 3 11/15 MTL 3, at CBJ 2 SO 3/20 CBJ 3, at MTL 2	2014-15 (0-3-0) 1/14 MTL 3, at CBJ 2 2/21 at MTL 3, CBJ 1 2/26 MTL 5, at CBJ 2	2015-16 (2-1-0) 12/1 at MTL 2, CBJ 1 1/25 at CBJ 5, MTL 2 1/26 CBJ 5, at MTL 2	2016-17 (2-0-1) 11/4 at CBJ 10, MTL 0 12/23 at CBJ 2, MTL 1 2/28 at MTL 1, CBJ 0 OT	2017-18 (2-1-0) 11/14 CBJ 2, at MTL 1 OT 11/27 at MTL 3, CBJ 1 3/12 at CBJ 5, MTL 2	2018-19 (1-2-0) 1/18 MTL 4, at CBJ 1 2/19 at MTL 3, CBJ 2 3/28 at CBJ 6, MTL 2
2019-20 (2-0-1) 11/12 at MTL 3, CBJ 2 SO 11/19 at CBJ 5, MTL 2 2/2 CBJ 4, at MTL 3	2020-21 (0-0-0) DID NOT PLAY	2021-22 (3-0-0) 1/30 CBJ 6, at MTL 3 2/12 CBJ 2, at MTL 1 4/13 at CBJ 5, MTL 1	2022-23 (1-2-0) 11/17 at CBJ 6, MTL 4 11/23 MTL 3, at CBJ 1 3/25 at MTL 8, CBJ 2	2023-24 (0-2-1) 10/26 at MTL 4, CBJ 3 OT 11/29 MTL 4, at CBJ 2 3/12 at MTL 3, CBJ 0	

SHUTOUTS

CBJ	4	12/18/00, Tugnutt 27 saves (2-0 at MTL); 2/23/08, Leclaire 31 saves (3-0 at MTL); 11/2/10, Garon 29 saves (3-0 at CBJ); 11/4/16, Bobrovsky 30 saves (10-0 at CBJ)
MTL	2	2/28/17, Price 26 saves (0-1 OT at MTL); 3/25/24, Primeau 41 saves (0-3 at MTL)

HAT TRICKS

CBJ	1	1/25/16, Atkinson against Condon (3) (5-2 W at CBJ)
MTL	1	3/25/23, Harvey-Pinard against Merzlikins (3) (2-8 L at MTL)

PENALTY SHOTS

CBJ	0	None
MTL	1	3/20/14, Eller unsuccessful against Bobrovsky (3-2 W at MTL)



NASHVILLE PREDATORS

Bridgestone Arena / 501 Broadway / Nashville, TN 37203

nashvillepredators.com / p: 615.770.2100 / @PredsNHL



ROMAN JOSI

DIRECTORY

First Season: 1998-99
Home Ice: Bridgestone Arena
Capacity: 17,113 (opened in 1996)
Playoff Appearances: 17 (most recent, 2023-24)
Stanley Cup Titles: None
General Manager: Barry Trotz
Head Coach: Andrew Brunette
Assistant Coaches:
 Derek MacKenzie, Todd Richards, Darby Hendrickson
Captain: Roman Josi
Public Relations Contact: Nick Barnowski

TV Play-by-Play: Willy Daunic
TV Color Analyst: Chris Mason
Radio Play-by-Play: Pete Weber
Radio Color Analyst: Hal Gill

2024-25 SCHEDULE

DATE	HOME/AWAY	START (ET)
Oct. 26	at NSH	8 p.m.
Apr. 1	at CBJ	7 p.m.

2023-24 SEASON

Record: 47-30-5, 99 pts.
Home: 23-16-2, 48 pts.
Away: 24-14-3, 51 pts.
Playoffs: Lost 4-2 (VAN) in Round 1

LEADERS

Points: Filip Forsberg, 94
Goals: Filip Forsberg, 48
Assists: Roman Josi, 62
+/- (min. 40 GP): Ryan McDonagh, +19
Def. Points: Roman Josi, 85
Goaltending: Juuse Saros, 35-24-5, 2.86 GAA

2023-24 RESULTS (0-2-0)

DATE	RESULT	ATTN	W/L GOALTENDERS	GW GOAL
Mar. 9, 2024	NSH 2, at CBJ 1	17,602	Kevin Lankinen / Daniil Tarasov	Luke Evangelista
Apr. 13, 2024	at NSH 6, CBJ 4	17,282	Juuse Saros / Jet Greaves	Filip Forsberg

GOALS BY PERIOD	1ST	2ND	3RD	OT	TOTAL
Columbus	1	2	2	-	5
Nashville	4	3	1	-	8

SHOTS BY PERIOD	1ST	2ND	3RD	OT	TOTAL
Columbus	25	22	24	-	71
Nashville	29	29	28	-	86

POWER PLAY	GOALS	ATTEMPTS	PCT
Columbus	0	3	0.0
Nashville	2	6	33.3

PENALTY KILLING	KILLS	ATTEMPTS	PCT
Columbus	4	6	66.7
Nashville	3	3	100.0

SKATERS

COLUMBUS	GP	G	A	P	+/-	PIM	PP	SH	GW	EN	S	%
Justin Danforth	1	0	3	3	2	0	0	0	0	0	0	0.0
Trey Fix-Wolansky	2	2	0	2	1	0	0	0	0	0	5	40.0
Alexandre Texier	2	2	0	2	1	2	0	0	0	0	6	33.3
James Malatesta	1	1	1	2	0	0	0	0	0	0	3	33.3
Erik Gudbranson	2	0	1	1	-2	0	0	0	0	0	2	0.0

NASHVILLE	GP	G	A	P	+/-	PIM	PP	SH	GW	EN	S	%
Roman Josi	2	2	2	4	1	2	1	0	0	0	9	22.2
Thomas Novak	2	2	2	4	2	0	0	0	0	0	4	50.0
Luke Evangelista	2	1	2	3	2	0	0	0	1	0	5	20.0
Mark Jankowski	2	0	2	2	2	0	0	0	0	0	4	0.0
Gustav Nyquist	2	0	2	2	-1	0	0	0	0	0	4	0.0

GOALTENDING

COLUMBUS	GP	MIN	GA	GAA	SO	W	L	OTL	SA	SV%
Daniil Tarasov	1	58	2	2.07	0	0	1	0	49	.959
Jet Greaves	1	60	6	6.00	0	0	1	0	37	.838

NASHVILLE	GP	MIN	GA	GAA	SO	W	L	OTL	SA	SV%
Kevin Lankinen	2	64	1	0.94	0	1	0	0	36	.972
Juuse Saros	1	56	4	4.32	0	1	0	0	35	.886



COLUMBUS VS. NASHVILLE ALL-TIME

SEASON	W-L-T/O	HOME	AWAY	GF-GA	SF-SA	PP	PK	PIM
2000-01	3-2-0-0	1-1-0-0	2-1-0-0	15-10	136-149	2-of-20	21-of-26	75-63
2001-02	2-2-0-1	2-0-0-1	0-2-0-0	9-10	126-133	2-of-24	21-of-22	105-90
2002-03	1-3-1-0	1-1-0-0	0-2-1-0	6-15	102-168	2-of-17	17-of-23	72-62
2003-04	2-4-0-0	1-2-0-0	1-2-0-0	17-21	181-192	6-of-27	29-of-33	165-143
2005-06	3-5-0	2-2-0	1-3-0	23-34	242-267	7-of-45	52-of-68	152-108
2006-07	0-7-1	0-3-1	0-4-0	12-27	245-203	3-of-38	33-of-40	116-114
2007-08	1-6-1	1-3-0	0-3-1	11-24	280-231	4-of-30	33-of-39	148-120
2008-09	3-2-1	3-0-0	0-2-1	17-19	179-164	3-of-20	22-of-23	74-68
2009-10	1-1-4	1-1-1	0-0-3	13-16	173-210	5-of-21	22-of-24	48-42
2010-11	2-3-1	2-0-1	0-3-0	13-14	183-155	4-of-23	17-of-19	56-66
2011-12	1-4-1	0-2-1	1-2-0	15-23	182-175	6-of-22	8-of-17	63-70
2012-13	4-1-0	2-0-0	2-1-0	14-12	167-152	5-of-12	3-of-6	33-60
2013-14	1-1-0	0-1-0	1-0-0	1-4	55-57	0-of-7	3-of-4	13-19
2014-15	0-2-0	0-1-0	0-1-0	2-7	53-77	2-of-6	8-of-8	16-12
2015-16	1-1-0	1-0-0	0-1-0	5-5	37-87	0-of-2	5-of-6	14-6
2016-17	0-2-0	0-1-0	0-1-0	6-8	71-64	0-of-3	2-of-3	8-10
2017-18	0-2-0	0-1-0	0-1-0	3-7	67-56	0-of-5	7-of-9	30-22
2018-19	2-0-0	1-0-0	1-0-0	9-5	65-60	2-of-7	4-of-4	8-14
2019-20	0-0-1	0-0-0	0-0-1	3-3	43-36	1-of-2	1-of-1	2-4
2020-21	2-5-1	2-1-1	0-4-0	17-23	237-277	2-of-16	18-of-21	57-47
2021-22	1-1-0	1-0-0	0-1-0	3-9	56-71	0-of-5	5-of-7	28-24
2022-23	1-1-0	1-0-0	0-1-0	6-5	82-54	0-of-6	8-of-8	16-12
2023-24	0-2-0	0-1-0	0-1-0	5-8	71-86	0-of-3	4-of-6	17-11
TOTAL	31-57-1-12	22-21-0-6	9-36-1-6	225-309	3,033-3,124	56-of-361	343-417	1,316-1,187

	OVERALL	AT CBJ	AT NSH
Current Streak:	0-3-0 since 1/17/23	0-1-0 since 3/9/24	0-7-1 since 2/22/20
Last 10 Games:	3-6-1	5-4-1	1-8-1
Last Win:	10/20/22, 5-3 at CBJ	10/20/22, 5-3	3/30/19, 5-2
Last Regulation Loss:	4/13/24, 4-6 at NSH	3/9/24, 1-2	4/13/24, 4-6
Most Lopsided Win:	4, 3x (11/20/15 most recent, 4-0 at CBJ)	4, 2x (11/20/15 most recent, 4-0)	4, 11/16/00 (5-1)
Most Lopsided Loss:	6, 11/30/21 (0-6 at NSH)	4, 3x (12/22/14 most recent, 1-5)	6, 11/30/21 (0-6)
Last OT Game:	12/30/21, 4-3 SOW at CBJ	12/30/21, 4-3 SOW	2/22/20, 3-4 SOL
OT Record (W-L-T):	8-12-1	5-6-0	3-6-1
Most Goals Scored:	5, 6x (10/20/22 most recent, 5-3 W at CBJ)	5, 2x (10/20/22 most recent, 5-3)	5, 4x (3/30/19 most recent, 5-2 W)
Most Goals Allowed:	7, 2x (1/21/06 most recent, 2-7 L at NSH)	6, 1/29/04 (4-6 L)	7, 2x (1/21/06 most recent, 2-7 L)
Most Goals, Both Teams:	11, 12/22/11 (5-6 L at NSH)	10, 1/29/04 (4-6 L)	11, 12/22/11 (5-6 L)
Longest Win Streak:	3, 2/16/04 - 10/26/05	3, 2x, 5/5/21 - 10/20/22, most recent	2, 4/4/13 - 3/8/14
Longest Pts. Streak:	5, 12/31/09 - 12/1/10 (2-0-0-3)	5, 12/31/09 - 2/22/11 (3-0-0-2)	4, 4/4/09 - 3/20/10 (0-0-0-4)
Longest Pointless Streak:	6, 2x, 11/15/06-1/18/07, most recent	3, 11/15/06 - 1/13/07	7, 1/14/21 - current
Longest Winless Streak:	12, 11/15/06 - 12/27/07 (0-10-0-2)	6, 11/15/06 - 12/23/07 (0-5-0-1)	17, 11/18/06 - 4/8/11 (0-12-0-5)

ALL-TIME RESULTS

2000-01 (3-2-0-0)	2001-02 (2-2-0-1)	2002-03 (1-3-1-0)	2003-04 (2-4-0-0)	2005-06 (3-5-0)	2006-07 (0-7-1)
11/16 CBJ 5, at NSH 1	11/17 at NSH 3, CBJ 2	11/16 CBJ 1, at NSH 1 OT	10/18 at NSH 3, CBJ 2	10/26 at CBJ 3, NSH 2 OT	11/15 NSH 5, at CBJ 4
2/8 at NSH 3, CBJ 1	1/6 at CBJ 4, NSH 3	1/6 NSH 5, at CBJ 1	11/26 at NSH 4, CBJ 2	11/23 NSH 4, at CBJ 2	11/18 at NSH 4, CBJ 2
2/10 at CBJ 3, NSH 2	1/19 at NSH 2, CBJ 1	1/30 at CBJ 2, NSH 1	12/4 NSH 4, at CBJ 2	12/17 at NSH 7, CBJ 3	11/20 NSH 3, at CBJ 1
3/1 CBJ 5, at NSH 2	2/9 NSH 1, at CBJ 0 OT	2/8 at NSH 3, CBJ 2	1/29 NSH 6, at CBJ 4	12/23 NSH 5, at CBJ 4	1/12 at NSH 2, CBJ 0
3/19 NSH 2, at CBJ 1	4/4 at CBJ 2, NSH 1	2/25 at NSH 5, CBJ 0	2/16 at CBJ 4, NSH 2	1/21 at NSH 7, CBJ 2	1/13 NSH 4, at CBJ 1
			3/27 CBJ 3, at NSH 2 OT	1/28 at CBJ 4, NSH 3	1/18 at NSH 4, CBJ 0
				2/11 at NSH 5, CBJ 2	2/25 NSH 4, at CBJ 3 SO
				4/3 CBJ 3, at NSH 1	3/10 at NSH 2, CBJ 1

2007-08 (1-6-1)	2008-09 (3-2-1)	2009-10 (1-1-4)	2010-11 (2-3-1)	2011-12 (1-4-1)	2012-13 (4-1-0)
11/10 at NSH 4, CBJ 3 SO	10/17 at CBJ 5, NSH 3	11/21 at NSH 4, CBJ 3 SO	11/22 at CBJ 2, NSH 0	10/7 NSH 3, at CBJ 2	11/19 CBJ 3, at NSH 2 SO
11/12 NSH 4, at CBJ 1	10/18 at NSH 6, CBJ 3	12/10 at NSH 4, CBJ 3 SO	12/1 NSH 4, at CBJ 3 SO	11/19 CBJ 4, at NSH 3 OT	1/19 CBJ 3, at NSH 2 SO
12/23 NSH 3, at CBJ 1	12/11 at CBJ 2, NSH 1 SO	12/14 NSH 5, at CBJ 3	1/2 at NSH 4, CBJ 1	12/8 NSH 4, at CBJ 3 OT	3/19 at CBJ 4, NSH 3
12/27 at NSH 4, CBJ 3	3/05 at NSH 4, CBJ 2	12/31 NSH 2, at CBJ 1 OT	2/22 at CBJ 4, NSH 0	12/22 at NSH 6, CBJ 5	3/23 at NSH 5, CBJ 2
1/12 at CBJ 2, NSH 1 SO	3/31 at CBJ 2, NSH 1	1/26 at CBJ 3, NSH 2	2/27 at NSH 3, CBJ 2	1/19 NSH 3, at CBJ 0	4/4 CBJ 3, at NSH 1
1/31 at NSH 4, CBJ 2	4/4 at NSH 5, CBJ 4 SO	3/20 at NSH 1, CBJ 0 OT	4/8 at NSH 4, CBJ 1	1/23 at NSH 4, CBJ 1	4/27 at CBJ 3, NSH 1
3/25 at NSH 3, CBJ 0					
3/28 NSH 2, at CBJ 0					

2013-14 (1-1-0)	2014-15 (0-2-0)	2015-16 (1-1-0)	2016-17 (0-2-0)	2017-18 (0-2-0)	2018-19 (2-0-0)
11/27 NSH 4, at CBJ 0	11/29 at NSH 2, CBJ 1	11/20 at CBJ 4, NSH 0	1/26 at NSH 4, CBJ 3	11/7 NSH 3, at CBJ 1	1/10 at CBJ 4, NSH 3 OT
3/8 CBJ 1, at NSH 0	12/22 NSH 5, at CBJ 1	3/26 at NSH 5, CBJ 1	2/19 NSH 4, at CBJ 3	4/7 at NSH 4, CBJ 2	3/30 CBJ 5, at NSH 2

2019-20 (0-0-1)	2020-21 (2-5-1)	2021-22 (1-1-0)	2022-23 (1-1-0)	2023-24 (0-2-0)
2/22 at NSH 4, CBJ 3 SO	1/14 at NSH 3, CBJ 1	2/27 at NSH 2, CBJ 1	10/20 at CBJ 5, NSH 3	3/9 NSH 2, at CBJ 1
	1/16 at NSH 5, CBJ 2	2/28 at NSH 3, CBJ 1	1/17 at NSH 2, CBJ 1	4/13 at NSH 6, CBJ 4
	2/18 at CBJ 3, NSH 0	5/3 NSH 4, at CBJ 3 OT		
	2/20 NSH 4, at CBJ 2	5/5 at CBJ 4, NSH 2		

SHUTOUTS

CBJ	5	11/22/10, Mason 27 saves (2-0 at CBJ); 2/22/11, Mason 20 saves (4-0 at CBJ); 3/8/14, Bobrovsky 28 saves (1-0 at NSH); 11/20/15, Bobrovsky 39 saves (4-0 at CBJ); 2/18/21, Merzlikins (3-0 at CBJ)
NSH	10	2/9/02, Vokoun 25 saves (0-1 OT at CBJ); 2/25/03, Vokoun 19 saves (0-5 at NSH); 1/12/07, Vokoun 22 saves (0-2 at NSH); 1/18/07, Mason 33 saves (0-4 at NSH); 3/25/08, Ellis 36 saves (0-3 at NSH); 3/28/08, Ellis 43 saves (0-2 at CBJ); 3/20/10, Rinne 33 saves (0-1 OT at NSH); 1/19/12, Rinne 38 saves (0-3 at CBJ); 11/27/13, Mazanec 19 saves (0-4 at CBJ); 11/30/21, Saros 27 saves (0-6 at NSH)

HAT TRICKS

CBJ	3	2/10/01, Sanderson against Dunham (3) (3-2 W at CBJ); 12/22/11, Carter against Rinne (3) (5-6 L at NSH); 5/3/21, Bemstrom against Saros (3) (3-4 OTL at CBJ)
NSH	3	12/14/09, Sullivan against Mason (3) (3-5 L at CBJ); 4/7/18, Forsberg against Korpisalo (2) and EN (2-4 L at NSH); 11/30/21, Forsberg against Merzlikins (2) and Korpisalo (2) (0-6 L at NSH)

PENALTY SHOTS

CBJ	4	3/19/01, Vyborny goal against Vokoun (1-2 L at CBJ); 12/17/05, Vyborny goal against Vokoun (3-7 L at NSH); 1/21/06, Letowski unsuccessful against Vokoun (2-7 L at NSH); 3/30/19, Atkinson unsuccessful against Saros (5-2 W at NSH)
NSH	1	12/23/05, Sullivan unsuccessful against Denis (4-5 L at CBJ)



NEW JERSEY DEVILS

Prudential Center / 25 Lafayette St. / Newark, NJ 07102

newjerseydevils.com / p: 973.757.6100 / @NJDevils



JESPER BRATT

DIRECTORY

First Season: 1974-75
 (Relocated from Denver in 1982)
Home Ice: Prudential Center
Capacity: 16,514 (opened in 2007)
Playoff Appearances: 24 (most recent, 2022-23)
Stanley Cup Titles: 3 (most recent, 2003)
President & General Manager: Tom Fitzgerald
Head Coach: Sheldon Keefe
Assistant Coaches:
 Sergei Brylin, Ryan McGill, Chris Taylor, Jeremy Colliton
Captain: Nico Hischier
Public Relations Contact: Peter Albietz

TV Play-by-Play: Bill Spaulding
TV Color Analyst: Ken Daneyko
Radio Play-by-Play: Matt Loughlin
Radio Color Analyst: Glenn "Chico" Resch

2024-25 SCHEDULE

DATE	HOME/AWAY	START (ET)
Dec. 19	at CBJ	7 p.m.
Mar. 11	at NJD	7 p.m.
Mar. 17	at CBJ	7 p.m.

2023-24 SEASON

Record: 38-39-5, 81 pts.
Home: 17-21-3, 37 pts.
Away: 21-18-2, 44 pts.
Playoffs: Did not qualify

LEADERS

Points: Jesper Bratt, 83
Goals: Timo Meier, 28
Assists: Jesper Bratt, 56
+/- (min. 40 GP): Colin Miller & Curtis Lazar, +10
Def. Points: Luke Hughes, 47
Goaltending: Nico Daws, 9-11-0, 3.15 GAA

2023-24 RESULTS (1-2-1)

DATE	RESULT	ATTN	W/L GOALTENDERS	GW GOAL
Nov 24, 2023	CBJ 2, at NJD 1	16,514	Elvis Merzlikins / Akira Schmid	Eric Robinson
Dec. 16, 2023	NJD 6, at CBJ 3	18,172	Akira Schmid / Daniil Tarasov	Jack Hughes
Dec 27, 2023	at NJD 4, CBJ 3 (OT)	16,514	Vitek Vanecek / Elvis Merzlikins	Timo Meier
Jan 19, 2024	NJD 4, at CBJ 1	18,630	Vitek Vanecek / Elvis Merzlikins	Alexander Holtz

GOALS BY PERIOD	1ST	2ND	3RD	OT	TOTAL
Columbus	4	3	2	0	9
New Jersey	4	6	4	1	15

SHOTS BY PERIOD	1ST	2ND	3RD	OT	TOTAL
Columbus	30	41	41	1	113
New Jersey	33	48	53	2	136

POWER PLAY	GOALS	ATTEMPTS	PCT
Columbus	1	13	7.7
New Jersey	1	11	9.1

PENALTY KILLING	KILLS	ATTEMPTS	PCT
Columbus	10	11	90.9
New Jersey	12	13	92.3

SKATERS

COLUMBUS	GP	G	A	P	+/-	PIM	PP	SH	GW	EN	S	%
Yegor Chinakhov	4	2	1	3	-3	2	0	0	0	0	6	33.3
Johnny Gaudreau	4	0	3	3	-1	0	0	0	0	0	4	0.0
Justin Danforth	4	1	1	2	0	0	0	0	0	0	11	9.1
Alexandre Texier	3	1	1	2	0	0	0	0	0	0	5	20.0
Adam Fantilli	4	0	2	2	-3	0	0	0	0	0	5	0.0

NEW JERSEY	GP	G	A	P	+/-	PIM	PP	SH	GW	EN	S	%
Jack Hughes	3	3	1	4	0	0	1	0	1	1	19	15.8
Dawson Mercer	4	1	3	4	4	0	0	0	0	0	7	14.3
Alexander Holtz	4	2	1	3	2	4	0	0	1	0	12	16.7
Nico Hischier	3	2	1	3	2	0	0	0	0	0	5	40.0
Jesper Bratt	4	0	3	3	2	0	0	0	0	0	14	0.0

GOALTENDING

COLUMBUS	GP	MIN	GA	GAA	SO	W	L	OTL	SA	SV%
Elvis Merzlikins	3	182	9	2.97	0	1	1	1	106	.915
Daniil Tarasov	1	57	5	5.22	0	0	1	0	29	.828

NEW JERSEY	GP	MIN	GA	GAA	SO	W	L	OTL	SA	SV%
Vitek Vanecek	2	122	4	1.98	0	2	0	0	59	.932
Akira Schmid	2	117	5	2.56	0	1	1	0	54	.907



COLUMBUS VS. NEW JERSEY ALL-TIME

SEASON	W-L-T/O	HOME	AWAY	GF-GA	SF-SA	PP	PK	PIM
2000-01	0-1-1-0	0-1-0-0	0-0-1-0	5-8	39-75	0-of-8	5-of-9	25-33
2001-02	1-0-0-0	1-0-0-0	0-0-0-0	3-1	23-30	0-of-0	1-of-1	9-7
2002-03	1-1-0-0	1-0-0-0	0-1-0-0	6-5	49-65	3-of-11	12-of-12	34-32
2003-04	0-1-0-0	0-1-0-0	0-0-0-0	3-4	31-39	1-of-5	2-of-3	11-15
2005-06	1-0-0	1-0-0	0-0-0	3-2	39-30	1-of-5	7-of-7	21-17
2006-07	0-1-0	0-0-0	0-1-0	0-1	22-21	0-of-4	5-of-5	27-15
2007-08	DID NOT PLAY							
2008-09	0-1-0	0-1-0	0-0-0	1-2	27-28	0-of-3	0-of-1	2-of-6
2009-10	0-1-0	0-0-0	0-1-0	3-6	22-30	0-of-3	3-of-6	19-23
2010-11	0-1-0	0-1-0	0-0-0	0-3	13-31	0-of-1	4-of-4	8-2
2011-12	0-0-1	0-0-0	0-0-1	1-1	36-24	0-of-6	3-of-3	6-12
2012-13	DID NOT PLAY							
2013-14	3-1-0	2-0-0	1-1-0	12-11	96-111	1-of-12	9-of-12	32-30
2014-15	2-2-0	1-1-0	1-1-0	8-9	122-97	2-of-13	13-of-17	48-38
2015-16	4-1-0	2-0-0	2-1-0	18-8	125-130	2-of-14	17-of-20	49-37
2016-17	3-1-0	1-1-0	2-0-0	10-6	106-119	0-of-6	7-of-9	35-19
2017-18	3-1-0	1-1-0	2-0-0	14-9	139-126	2-of-16	8-of-8	18-34
2018-19	4-0-0	2-0-0	2-0-0	10-3	110-129	1-of-13	9-of-9	25-33
2019-20	2-0-1	2-0-0	0-0-1	13-4	126-89	0-of-9	6-of-6	28-34
2020-21	DID NOT PLAY							
2021-22	3-1-0	2-0-0	1-1-0	12-12	123-130	3-of-12	10-of-13	31-29
2022-23	0-3-0	0-1-0	0-2-0	4-18	71-121	1-of-10	5-of-8	32-36
2023-24	1-2-1	0-2-0	1-0-1	9-15	113-136	1-of-13	10-of-11	24-28
TOTAL	28-19-1-3	16-10-0-0	12-9-1-3	135-128	1,432-1,561	18-of-164	136-of-164	484-480

	OVERALL	AT CBJ	AT NJD
Current Streak:	0-2-1 since 12/16/23	0-3-0 since 2/14/23	1-0-1 since 11/24/23
Last 10 Games:	3-6-1	7-3-0	5-3-2
Last Win:	11/24/23, 2-1 at NJD	3/1/22, 4-3	11/24/23, 2-1
Last Regulation Loss:	1/19/24, 1-4 at CBJ	1/19/24, 1-4	4/6/23, 1-8
Most Lopsided Win:	5, 3x (1/18/20 most recent, 5-0 at CBJ)	5, 3x (1/18/20 most recent, 5-0)	3, 3x (12/23/18 most recent, 3-0)
Most Lopsided Loss:	7, 4/6/23 (1-8 at NJD)	4, 2/4/17 (1-5)	7, 4/6/23 (1-8)
Last OT Game:	12/27/23, 3-4 OTL at NJD	3/31/15, 3-2 OTW	12/27/23, 3-4 OTL
OT Record (W-L-T):	5-3-1	2-0-0	3-3-1
Most Goals Scored:	6, 3x (2/10/18 most recent, 6-1 W at CBJ)	6, 3x (2/10/18 most recent, 6-1 W)	5, 12/8/17 (5-3 W)
Most Goals Allowed:	8, 4/6/23 (1-8 L at NJD)	6, 2x (12/16/23 most recent 3-6 L)	8, 4/6/23 (1-8 L)
Most Goals, Both Teams:	9, 6x (12/16/23 most recent 3-6 L at CBJ)	9, 4x (12/16/23 most recent 3-6 L)	9, 2x (4/6/23 most recent, 1-8 L)
Longest Win Streak:	9, 12/8/17 - 1/18/20	7, 2/10/18 - 3/1/22	6, 3/5/17 - 3/5/19
Longest Pts. Streak:	11, 12/8/17 - 10/31/21 (10-0-0-1)	7, 2/10/18 - 3/1/22 (7-0-0-0)	8, 3/5/17 - 10/31/21 (7-0-0-1)
Longest Pointless Streak:	4, 10/28/06 - 3/20/11	3, 2/14/23 - current	3, 2x, 1/6/22 - 4/6/23, most recent
Longest Winless Streak:	5, 10/28/06 - 11/23/11 (0-4-0-1)	3, 2/14/23 - current (0-3-0-0)	5, 12/27/00 - 11/23/11 (0-3-1-1)

ALL-TIME RESULTS

2000-01 (0-1-1-0) 12/27 CBJ 2, at NJD 2 OT 12/31 NJD 6, at CBJ 3	2001-02 (1-0-0-0) 12/10 at CBJ 3, NJD 1	2002-03 (1-1-0-0) 10/12 at NJD 3, CBJ 2 12/12 at CBJ 4, NJD 2	2003-04 (0-1-0-0) 1/27 NJD 4, at CBJ 3	2005-06 (1-0-0) 12/11 at CBJ 3, NJD 2 OT	2006-07 (0-1-0) 10/28 at NJD 1, CBJ 0
2007-08 (0-0-0) DID NOT PLAY	2008-09 (0-1-0) 1/16 NJD 2, at CBJ 1	2009-10 (0-1-0) 3/23 at NJD 6, CBJ 3	2010-11 (0-1-0) 3/20 NJD 3, at CBJ 0	2011-12 (0-0-1) 11/23 at NJD 2, CBJ 1 SO	2012-13 (0-0-0) DID NOT PLAY
2013-14 (3-1-0) 10/22 at CBJ 4, NJD 1 12/10 at CBJ 5, NJD 4 12/27 CBJ 2, at NJD 1 SO 2/27 at NJD 5, CBJ 2	2014-15 (2-2-0) 11/1 at NJD 3, CBJ 2 2/28 NJD 2, at CBJ 0 3/6 CBJ 3, at NJD 2 3/31 at CBJ 3, NJD 2 OT	2015-16 (4-1-0) 10/27 CBJ 3, at NJD 1 11/25 CBJ 2, at NJD 1 2/25 at CBJ 6, NJD 1 3/19 at CBJ 6, NJD 3 3/20 at NJD 2, CBJ 1	2016-17 (3-1-0) 2/4 NJD 5, at CBJ 1 3/5 CBJ 3, at NJD 0 3/7 at CBJ 2, NJD 0 3/19 CBJ 4, at NJD 1	2017-18 (3-1-0) 12/5 NJD 4, at CBJ 1 12/8 CBJ 5, at NJD 3 2/10 at CBJ 6, NJD 1 2/20 CBJ 2, at NJD 1	2018-19 (4-0-0) 12/20 at CBJ 2, NJD 1 12/23 CBJ 3, at NJD 0 1/15 at CBJ 4, NJD 1 3/5 CBJ 2, at NJD 1 SO
2019-20 (2-0-1) 12/21 at CBJ 5, NJD 1 1/18 at CBJ 5, NJD 0 2/16 at NJD 4, CBJ 3 SO	2020-21 (0-0-0) DID NOT PLAY	2021-22 (3-1-0) 10/31 CBJ 4, at NJD 3 OT 1/6 at NJD 3, CBJ 1 1/8 at CBJ 4, NJD 3 3/1 at CBJ 4, NJD 3	2022-23 (0-3-0) 10/30 at NJD 7, CBJ 1 2/14 NJD 3, at CBJ 2 4/6 at NJD 8, CBJ 1	2023-24 (1-2-1) 11/24 CBJ 2, at NJD 1 12/16 NJD 6, at CBJ 3 12/27 at NJD 4, CBJ 3 OT 1/19 NJD 4, at CBJ 1	

SHUTOUTS

CBJ	4	3/5/17, Bobrovsky 20 saves (3-0 at NJD); 3/7/17, Bobrovsky 33 saves (2-0 at CBJ); 12/23/18, Bobrovsky 39 saves (3-0 at NJD); 1/18/20, Merzlikins 41 saves (5-0 at CBJ)
NJD	3	10/28/06, Brodeur 22 saves (0-1 at NJD); 3/20/11, Brodeur 13 saves (0-3 at CBJ); 2/28/15, Schneider 33 Saves (0-2 at CBJ)

HAT TRICKS

CBJ	1	2/25/16, Foligno against Schneider (2) & Kinkaid (1) (6-1 W at CBJ)
NJD	1	12/16/23, J. Hughes against Tarasov (2) and EN (3-6 L at CBJ)

PENALTY SHOTS

CBJ	4	3/31/15, Dubinsky goal against Schneider (3-2 OTW at CBJ); 3/19/17, Sedlak goal against Schneider (4-1 W at NJD); 3/19/17, Dubinsky goal against Schneider (4-1 W at NJD); 12/20/18, Atkinson goal against Blackwood (2-1 W at CBJ)
NJD	0	None



NEW YORK ISLANDERS

NEW YORK ISLANDERS

UBS Arena / 2400 Hempstead Turnpike / Elmont, NY 11003

newyorkislanders.com / p: 516.501.6700 / @NYIslanders



NOAH DOBSON

DIRECTORY

First Season: 1972-73
Home Ice: UBS Arena
Capacity: 17,113 (opened in 2021)
Playoff Appearances: 28 (most recent, 2023-24)
Stanley Cup Titles: 4 (most recent, 1983)
President and General Manager: Lou Lamoriello
Head Coach: Patrick Roy
Assistant Coaches:
 Benoit Desrosiers, John MacLean, Tommy Albelin
Captain: Anders Lee
Public Relations Contact: Kimber Auerbach

TV Play-by-Play: Brendan Burke
TV Color Analyst: Butch Goring
Radio Play-by-Play: Chris King
Radio Analyst: Greg Picker

2024-25 SCHEDULE

DATE	HOME/AWAY	START (ET)
Oct. 30	at CBJ	7 p.m.
Jan. 20	at NYI	7:30 p.m.
Mar. 24	at NYI	7:30 p.m.
Apr. 17	at CBJ	7 p.m.

2023-24 SEASON

Record: 39-27-16, 94 pts.
Home: 21-10-10, 52 pts.
Away: 18-17-6, 42 pts.
Playoffs: Lost 4-1 (CAR) in Round 1

LEADERS

Points: Mathew Barzal, 80
Goals: Brock Nelson, 34
Assists: Noah Dobson, 60
+/- (min. 40 GP): Alexander Romoanov, +23
Def. Points: Noah Dobson, 70
Goaltending: Ilya Sorokin, 25-19-12, 3.01 GAA

2023-24 RESULTS (0-3-0)

DATE	RESULT	ATTN	W/L GOALTENDERS	GW GOAL
Oct. 28, 2023	NYI 2, at CBJ 0	15,424	Semyon Varlamov / Spencer Martin	Kyle Palmieri
Dec. 7, 2023	at NYI 7, CBJ 3	13,510	Semyon Varlamov / Spencer Martin	Kyle Palmieri
Apr. 4, 2024	NYI 4, at CBJ 2	16,213	Ilya Sorokin / Jet Greaves	Noah Dobson

GOALS BY PERIOD	1ST	2ND	3RD	OT	TOTAL
Columbus	2	2	1	-	5
New York	4	3	6	-	13

SHOTS BY PERIOD	1ST	2ND	3RD	OT	TOTAL
Columbus	31	28	37	-	96
New York	41	36	34	-	111

POWER PLAY	GOALS	ATTEMPTS	PCT
Columbus	1	5	20.0
New York	2	8	25.0

PENALTY KILLING	KILLS	ATTEMPTS	PCT
Columbus	6	8	75.0
New York	4	5	80.0

SKATERS

COLUMBUS	GP	G	A	P	+/-	PIM	PP	SH	GW	EN	S	%
Adam Fantilli	2	2	1	3	0	0	0	0	0	0	7	28.6
Emil Bemstrom	2	1	1	2	0	2	0	0	0	0	4	25.0
Kirill Marchenko	2	1	1	2	-1	2	0	0	0	0	7	14.3
Zach Werenski	3	0	2	2	-2	0	0	0	0	0	10	0.0
Kent Johnson	2	0	2	2	0	0	0	0	0	0	2	0.0

NEW YORK	GP	G	A	P	+/-	PIM	PP	SH	GW	EN	S	%
Mathew Barzal	3	2	4	6	4	0	0	0	0	0	9	22.2
Bo Horvat	3	3	1	4	5	2	0	0	0	0	10	30.0
Kyle Palmieri	3	3	1	4	3	2	1	0	2	1	14	21.4
Pierre Engvall	3	2	1	3	1	0	1	0	0	0	5	40.0
Noah Dobson	3	1	1	2	3	2	0	0	1	0	6	16.7

GOALTENDING

COLUMBUS	GP	MIN	GA	GAA	SO	W	L	OTL	SA	SV%
Jet Greaves	1	39	1	1.53	0	0	1	0	25	.960
Spencer Martin	2	117	9	4.61	0	0	2	0	70	.871
Daniil Tarasov	1	18	2	6.71	0	0	0	0	15	.867

NEW YORK	GP	MIN	GA	GAA	SO	W	L	OTL	SA	SV%
Semyon Varlamov	2	120	3	1.51	1	2	0	0	69	.957
Ilya Sorokin	1	59	2	2.03	0	1	0	0	27	.926

OPPONENTS



COLUMBUS VS. NY ISLANDERS ALL-TIME

SEASON	W-L-T/O	HOME	AWAY	GF-GA	SF-SA	PP	PK	PIM
2000-01	1-0-1-0	0-0-1-0	1-0-0-0	10-8	60-52	3-of-15	5-of-8	24-38
2001-02	1-0-0-0	1-0-0-0	0-0-0-0	4-2	17-41	1-of-3	4-of-4	17-15
2002-03	2-0-0-0	1-0-0-0	1-0-0-0	8-3	54-61	3-of-8	6-of-8	33-33
2003-04	1-0-0-0	1-0-0-0	0-0-0-0	2-1	29-25	0-of-5	6-of-6	17-15
2005-06	1-0-0	1-0-0	0-0-0	3-3	27-40	3-of-7	8-of-10	27-21
2006-07	0-1-0	0-0-0	0-1-0	0-4	26-23	0-of-9	4-of-5	19-27
2007-08	DID NOT PLAY							
2008-09	1-0-1	1-0-0	0-0-1	6-5	69-54	2-of-9	5-of-5	12-20
2009-10	0-0-2	0-0-1	0-0-1	4-5	79-53	1-of-7	4-of-4	8-14
2010-11	1-0-0	0-0-0	1-0-0	4-3	38-24	1-of-4	2-of-2	13-27
2011-12	1-0-0	1-0-0	0-0-0	7-3	37-38	2-of-3	2-of-2	19-21
2012-13	DID NOT PLAY							
2013-14	3-1-0	2-0-0	1-1-0	11-6	132-119	6-of-18	7-of-9	48-76
2014-15	2-2-0	1-1-0	1-1-0	12-18	131-166	2-of-12	15-of-15	50-44
2015-16	0-3-2	0-1-2	0-2-0	9-18	142-154	1-of-16	12-of-16	48-52
2016-17	3-1-0	2-0-0	1-1-0	18-8	145-105	1-of-6	5-of-5	27-29
2017-18	3-1-0	2-0-0	1-1-0	18-9	172-122	5-of-11	7-of-10	31-33
2018-19	1-3-0	1-1-0	0-2-0	6-8	125-102	1-of-5	7-of-7	20-16
2019-20	1-1-1	0-0-1	1-1-0	5-7	110-98	1-of-4	2-of-2	6-10
2020-21	DID NOT PLAY							
2021-22	1-3-0	1-1-0	0-2-0	8-17	134-134	1-of-15	8-of-11	24-32
2022-23	1-2-1	1-1-0	0-1-1	11-13	103-144	5-of-12	7-of-10	29-33
2023-24	0-3-0	0-2-0	0-1-0	5-13	96-111	1-of-5	6-of-8	16-10
TOTAL	24-21-1-7	16-7-1-4	8-14-0-3	151-154	1,726-1,666	40-of-174	122-of-147	488-566

	OVERALL	AT CBJ	AT NYI
Current Streak:	0-3-0 since 10/28/23	0-2-0 since 10/28/23	0-4-1 since 3/10/22
Last 10 Games:	1-8-1	4-5-1	2-7-1
Last Win:	3/24/23, 5-4 OT at CBJ	3/24/23, 5-4 OT	12/23/19, 3-2
Last Regulation Loss:	4/4/24, 2-4 at CBJ	4/4/24, 2-4 at CBJ	12/7/23, 3-7
Most Lopsided Win:	7, 2/25/17 (7-0 at CBJ)	7, 2/25/17 (7-0)	3, 2/13/18 (4-1)
Most Lopsided Loss:	6, 3/10/22 (0-6 at NYI)	4, 10/20/15 (0-4)	6, 3/10/22 (0-6)
Last OT Game:	3/24/23, 5-4 OTW at CBJ	3/24/23, 5-4 OTW	11/12/22, 3-4 OTL
OT Record (W-L-T):	8-7-1	4-4-1	4-3-0
Most Goals Scored:	7, 3x (2/25/17 most recent, 7-0 W at CBJ)	7, 2x (2/25/17 most recent, 7-0 W)	7, 12/23/00 (7-5 W)
Most Goals Allowed:	7, 12/7/23 3-7 L at NYI	5, 1/10/15 (2-5 L)	7, 12/7/23 3-7 L
Most Goals, Both Teams:	12, 12/23/00 (7-5 W at NYI)	10, 2x (12/14/17 most recent, 6-4 W)	12, 12/23/00 (7-5 W)
Longest Win Streak:	5, 3/8/02 - 12/8/05	5, 3/8/02 - 12/13/08	2, 2x, 11/24/10 - 10/5/13, most recent
Longest Pts. Streak:	8, 11/3/08 - 11/9/13 (5-0-0-3)	10, 3/17/01 - 4/6/14 (8-0-1-1)	4, 11/3/08 - 10/5/13 (2-0-0-2)
Longest Pointless Streak:	3, 3x, 10/28/23 - current, most recent	2, 2x, 10/28/23 - current, most recent	3, 2x, 12/1/18 - 11/30/19, most recent
Longest Winless Streak:	6, 3/10/22 - 12/29/22 (0-5-0-1)	3, 10/20/15 - 2/9/16 (0-1-0-2)	5, 3/10/22 - current (0-4-1)

ALL-TIME RESULTS

2000-01 (1-0-1-0) 12/23 CBJ 7, at NYI 5 3/17 at CBJ 3, NYI 3 OT	2001-02 (1-0-0-0) 3/8 at CBJ 4, NYI 2	2002-03 (2-0-0-0) 11/29 CBJ 4, at NYI 2 1/25 at CBJ 4, NYI 1	2003-04 (1-0-0-0) 11/22 at CBJ 2, NYI 1	2005-06 (1-0-0) 12/8 at CBJ 4, NYI 3 SO	2006-07 (0-1-0) 12/23 at NYI 4, CBJ 0
2007-08 (0-0-0) DID NOT PLAY	2008-09 (1-0-1) 11/3 at NYI 4, CBJ 3 OT 12/13 at CBJ 3, NYI 1	2009-10 (0-0-2) 12/29 at NYI 2, CBJ 1 SO 3/27 NYI 4, at CBJ 3 OT	2010-11 (1-0-0) 11/24 CBJ 4, at NYI 3 OT	2011-12 (1-0-0) 4/7 at CBJ 7, NYI 3	2012-13 (0-0-0) DID NOT PLAY
2013-14 (3-1-0) 10/5 CBJ 3, at NYI 2 SO 11/9 at CBJ 5, NYI 2 3/23 at NYI 2, CBJ 0 4/6 at CBJ 4, NYI 0	2014-15 (2-2-0) 1/10 NYI 5, at CBJ 2 2/14 at NYI 6, CBJ 3 4/2 at CBJ 4, NYI 3 SO 4/11 CBJ 5, at NYI 4 SO	2015-16 (0-3-2) 10/20 NYI 4, at CBJ 0 12/12 NYI 3, at CBJ 2 OT 1/12 at NYI 5, CBJ 2 2/9 NYI 3, at CBJ 2 SO 3/31 at NYI 4, CBJ 3	2016-17 (3-1-0) 12/10 at CBJ 6, NYI 2 1/24 at NYI 4, CBJ 2 2/25 at CBJ 7, NYI 0 3/18 CBJ 3, at NYI 2 OT	2017-18 (3-1-0) 10/6 at CBJ 5, NYI 0 12/14 at CBJ 6, NYI 4 2/3 at NYI 4, CBJ 3 2/13 CBJ 4, at NYI 1	2018-19 (1-3-0) 12/1 at NYI 3, CBJ 2 2/14 NYI 3, at CBJ 0 3/11 at NYI 2, CBJ 0 3/26 at CBJ 4, NYI 0
2019-20 (1-1-1) 10/19 NYI 3, at CBJ 2 OT 11/30 at NYI 2, CBJ 0 12/23 CBJ 3, at NYI 2	2020-21 (0-0-0) DID NOT PLAY	2021-22 (1-3-0) 10/21 at CBJ 3, NYI 2 OT 3/10 at NYI 6, CBJ 0 3/29 NYI 4, at CBJ 3 3/31 at NYI 5, CBJ 2	2022-23 (1-2-1) 11/12 at NYI 4, CBJ 3 OT 11/25 NYI 3, at CBJ 2 12/29 at NYI 2, CBJ 1 3/24 at CBJ 5, NYI 4 OT	2023-24 (0-3-0) 10/28 NYI 2, at CBJ 0 12/7 at NYI 7, CBJ 3 4/4 NYI 4, at CBJ 2	

SHUTOUTS

CBJ 4	4/6/14, Bobrovsky 31 saves (4-0 at CBJ); 2/25/17, Korpisalo 24 saves (7-0 at CBJ); 10/6/17, Bobrovsky 29 saves (5-0 at CBJ); 3/26/19, Bobrovsky 26 saves (4-0 at CBJ)
NYI 8	12/23/06, DiPietro 26 saves (0-4 at NYI); 3/23/14, Nabokov 41 saves (0-2 at NYI); 10/20/15, Halak 37 saves (0-4 at CBJ); 2/14/19, Greiss 31 saves (0-3 at CBJ); 3/11/19, Greiss 31 saves (0-2 at NYI); 11/30/19, Greiss 9 saves and Varlamov 30 saves (2-0 at NYI); 3/10/22, Sorokin 25 saves (0-6 at NYI); 10/28/23, Varlamov 34 saves (0-2 at CBJ)

HAT TRICKS

CBJ 0	None
NYI 3	1/12/16, Nelson against Forsberg (3) (2-5 L at NYI); 12/14/17, Bailey against Bobrovsky (3) (6-4 W at CBJ); 3/10/22, Lee against Korpisalo (3) (0-6 L at NYI)

PENALTY SHOTS

CBJ 0	None
NYI 0	None



NEW YORK RANGERS

NEW YORK RANGERS

Madison Square Garden / 2 Pennsylvania Plz. / New York, NY 10121
newyorkrangers.com / p: 212.465.6486 / @NYRangers



ARTEMI PANARIN

DIRECTORY

First Season: 1926-27
Home Ice: Madison Square Garden
Capacity: 18,006 (opened in 1968)
Playoff Appearances: 63 (most recent, 2023-24)
Stanley Cup Titles: 4 (most recent, 1994)
President & General Manager: Chris Drury
Head Coach: Peter Laviolette
Associate Head Coach: Phil Housley
Assistant Coaches:
Dan Muse, Michael Peca
Captain: Jacob Trouba
Public Relations Contact: Ryan Nissan

TV Play-by-Play: Sam Rosen
TV Color Analysts: Joe Micheletti
Radio Play-by-Play: Kenny Albert
Radio Analyst: Dave Maloney

2024-25 SCHEDULE

DATE	HOME/AWAY	START (ET)
Jan. 18	at NYR	7 p.m.
Feb 8	at CBJ	7 p.m.
Mar. 9	at NYR	6 p.m.
Mar. 15	at CBJ	7 p.m.

2023-24 SEASON

Record: 55-23-4, 114 pts.
Home: 30-11-0, 60 pts.
Away: 25-12-4, 54 pts.
Playoffs: Lost 4-2 (FLA) in East Finals

LEADERS

Points: Artemi Panarin, 120
Goals: Artemi Panarin, 49
Assists: Artemi Panarin, 71
+/- (min. 40 GP): Ryan Lindgren, +22
Def. Points: Adam Fox, 73
Goaltending: Igor Shesterkin, 36-17-2, 2.58 GAA

2023-24 RESULTS (2-1-1)

DATE	RESULT	ATTN	W/L GOALTENDERS	GW GOAL
Oct. 14, 2023	at CBJ 5, NYR 3	16,520	Elvis Merzlikins / Igor Shesterkin	David Jiricek
Nov. 12, 2023	at NYR 4, CBJ 3 (SO)	18,006	Jonathan Quick / Elvis Merzlikins	Alex Lafreniere
Feb. 25, 2024	at CBJ 4, NYR 2	18,293	Elvis Merzlikins / Jonathan Quick	Jack Roslovic
Feb. 28, 2024	at NYR 4, CBJ 1	18,006	Igor Shesterkin / Elvis Merzlikins	Adam Fox

GOALS BY PERIOD	1ST	2ND	3RD	OT	TOTAL
Columbus	4	7	2	0	13
New York	3	4	5	0	12

SHOTS BY PERIOD	1ST	2ND	3RD	OT	TOTAL
Columbus	41	50	28	2	121
New York	46	49	56	1	152

POWER PLAY	GOALS	ATTEMPTS	PCT
Columbus	2	7	28.6
New York	2	11	18.2

PENALTY KILLING	KILLS	ATTEMPTS	PCT
Columbus	9	11	81.8
New York	5	7	71.4

SKATERS

COLUMBUS	GP	G	A	P	+/-	PIM	PP	SH	GW	EN	S	%
Johnny Gaudreau	4	0	4	4	3	0	0	0	0	0	4	0.0
Boone Jenner	4	3	0	3	1	0	1	0	0	0	9	33.3
Kirill Marchenko	4	1	2	3	0	0	0	0	0	0	7	14.3
Ivan Provorov	4	1	2	3	0	4	0	0	0	0	4	25.0
Dmitri Voronkov	3	1	2	3	0	9	1	0	0	0	7	28.8

NEW YORK	GP	G	A	P	+/-	PIM	PP	SH	GW	EN	S	%
Artemi Panarin	4	3	4	7	0	0	0	0	0	1	20	15.0
Chris Kreider	4	3	2	5	1	0	1	0	0	1	14	21.4
Adam Fox	3	1	3	4	3	2	1	0	1	0	7	14.3
Erik Gustafsson	4	1	2	3	3	0	0	0	0	0	7	14.3
Vincent Trocheck	4	0	3	3	2	2	0	0	0	0	11	0.0

GOALTENDING

COLUMBUS	GP	MIN	GA	GAA	SO	W	L	OTL	SA	SV%
Elvis Merzlikins	4	223	8	2.15	0	2	1	1	133	.940
Spencer Martin	1	20	2	6.00	0	0	0	0	17	.882

NEW YORK	GP	MIN	GA	GAA	SO	W	L	OTL	SA	SV%
Igor Shesterkin	2	116	6	3.09	0	1	1	0	52	.885
Jonathan Quick	2	120	7	3.51	0	1	1	0	69	.899

OPPONENTS



COLUMBUS VS. NY RANGERS ALL-TIME

SEASON	W-L-T/O	HOME	AWAY	GF-GA	SF-SA	PP	PK	PIM
2000-01	0-1-0-0	0-1-0-0	0-0-0-0	3-4	40-24	2-of-4	5-of-5	24-14
2001-02	1-0-1-0	1-0-0-0	0-0-1-0	4-2	66-61	2-of-12	5-of-6	24-36
2002-03	1-1-0-0	1-0-0-0	0-1-0-0	9-8	56-69	1-of-8	10-of-10	86-96
2003-04	1-0-0-0	1-0-0-0	0-0-0-0	5-0	36-25	3-of-11	3-of-3	15-29
2005-06	1-0-0	1-0-0	0-0-0	4-3	32-36	1-of-3	1-of-1	7-11
2006-07	1-0-0	0-0-0	1-0-0	3-2	25-42	0-of-2	4-of-5	15-9
2007-08	DID NOT PLAY							
2008-09	0-1-0	0-1-0	0-0-0	1-3	26-32	0-of-6	7-of-8	18-14
2009-10	0-1-0	0-0-0	0-1-0	4-7	30-33	0-of-1	3-of-4	18-12
2010-11	1-0-0	1-0-0	0-0-0	3-1	23-33	1-of-2	4-of-5	10-4
2011-12	0-0-1	0-0-0	0-0-1	2-3	23-35	1-of-4	2-of-2	4-8
2012-13	DID NOT PLAY							
2013-14	2-2-0	0-2-0	2-0-0	10-12	126-143	0-of-10	13-of-16	56-53
2014-15	1-1-2	1-1-0	0-0-2	12-11	122-131	0-of-13	11-of-11	41-55
2015-16	0-4-0	0-2-0	0-2-0	7-15	128-107	2-of-15	5-of-6	21-39
2016-17	3-2-0	1-2-0	2-0-0	21-16	145-151	2-of-11	11-of-12	30-28
2017-18	3-1-0	2-0-0	1-1-0	13-9	141-132	1-of-9	11-of-16	34-20
2018-19	3-0-1	1-0-1	2-0-0	17-14	148-95	1-of-10	5-of-6	17-25
2019-20	1-2-0	0-2-0	1-0-0	5-7	115-79	0-of-8	4-of-5	10-16
2020-21	DID NOT PLAY							
2021-22	1-2-0	1-1-0	0-1-0	8-12	86-114	2-of-8	4-of-8	18-20
2022-23	1-3-0	0-2-0	1-1-0	8-14	96-128	1-of-11	9-of-12	24-22
2023-24	2-1-1	2-0-0	0-1-1	13-12	121-152	2-of-7	9-of-11	36-28
TOTAL	23-22-1-5	13-14-0-1	10-8-1-4	152-155	1,585-1,622	22-of-155	126-of-152	508-541

	OVERALL	AT CBJ	AT NYR
Current Streak:	0-1-0 since 2/28/24	2-0-0 since 10/14/23	0-2-1 since 3/28/23
Last 10 Games:	4-5-1	4-5-1	5-4-1
Last Win:	2/25/24, 4-2 at CBJ	2/25/24, 4-2	10/23/22, 5-1
Last Regulation Loss:	2/28/24, 1-4 at NYR	4/8/23, 0-4	2/28/24, 1-4
Most Lopsided Win:	5, 10/11/03 (5-0 at CBJ)	5, 10/11/03 (5-0)	4, 10/23/22 (5-1)
Most Lopsided Loss:	4, 3x (4/8/23 most recent, 0-4 at NYR)	4, 4/8/23 (0-4)	4, 2x (3/28/23 most recent, 2-6)
Last OT Game:	11/12/23, 3-4 SOL at NYR	11/10/18, 4-5 SOL	11/12/23, 3-4 SOL
OT Record (W-L-T):	3-5-1	0-1-0	3-4-1
Most Goals Scored:	7, 1/13/19 (7-5 W at CBJ)	7, 1/13/19 (7-5 W)	6, 1/31/17 (6-4 W)
Most Goals Allowed:	7, 11/23/09 (4-7 L at NYR)	5, 3x (11/13/21 most recent, 3-5 L)	7, 11/23/09 (4-7 L)
Most Goals, Both Teams:	12, 1/13/19 (7-5 W at CBJ)	12, 1/13/19 (7-5 W)	11, 11/23/09 (4-7 L)
Longest Win Streak:	3, 2x, 12/27/18 - 4/5/19, most recent	4, 1/16/02 - 1/16/06	4, 3/20/18 - 1/19/20
Longest Pts. Streak:	6, 11/17/17 - 4/5/19 (5-0-0-1)	4, 2x, 10/13/17 - 1/13/19, most recent (3-0-0-1)	5, 2/19/12 - 4/6/15 (2-0-0-3)
Longest Pointless Streak:	4, 10/9/15 - 4/4/16	3, 2x, 12/5/19 - 11/13/21, most recent	2, 10/10/15 - 2/29/16
Longest Winless Streak:	7, 1/16/15 - 4/4/16 (0-5-0-2)	3, 2x, 12/5/19 - 11/13/21, most recent (0-3-0)	4, 2/22/15 - 2/29/16 (0-2-0-2)

ALL-TIME RESULTS

2000-01 (0-1-0-0) 2/12 NYR 4, at CBJ 3	2001-02 (1-0-1-0) 1/14 CBJ 2, at NYR 2 OT 1/16 at CBJ 2, NYR 0	2002-03 (1-1-0-0) 11/9 at CBJ 6, NYR 3 12/3 at NYR 5, CBJ 3	2003-04 (1-0-0-0) 10/11 at CBJ 5, NYR 0	2005-06 (1-0-0) 1/16 at CBJ 4, NYR 3	2006-07 (1-0-0) 2/24 CBJ 3, at NYR 2
2007-08 (0-0-0) DID NOT PLAY	2008-09 (0-1-0) 10/24 NYR 3, at CBJ 1	2009-10 (0-1-0) 11/23 at NYR 7, CBJ 4	2010-11 (1-0-0) 12/11 at CBJ 3, NYR 1	2011-12 (0-0-1) 2/19 at NYR 3, CBJ 2 OT	2012-13 (0-0-0) DID NOT PLAY
2013-14 (2-2-0) 11/7 NYR 4, at CBJ 2 12/12 CBJ 4, at NYR 2 1/6 CBJ 4, at NYR 3 SO 3/21 NYR 3, at CBJ 1	2014-15 (1-1-2) 10/11 at CBJ 5, NYR 2 1/16 NYR 2, at CBJ 1 2/22 at NYR 4, CBJ 3 SO 4/6 at NYR 4, CBJ 3 OT	2015-16 (0-4-0) 10/9 NYR 4, at CBJ 2 10/10 at NYR 5, CBJ 2 2/29 at NYR 2, CBJ 1 4/4 NYR 4, at CBJ 2	2016-17 (3-2-0) 11/18 at CBJ 4, NYR 2 1/7 NYR 5, at CBJ 4 1/31 CBJ 6, at NYR 4 2/13 NYR 3, at CBJ 2 2/26 CBJ 5, at NYR 2	2017-18 (3-1-0) 10/13 at CBJ 3, NYR 1 11/6 at NYR 5, CBJ 3 11/17 at CBJ 2, NYR 0 3/20 CBJ 5, at NYR 3	2018-19 (3-0-1) 11/10 NYR 5, at CBJ 4 SO 12/27 CBJ 4, at NYR 3 OT 1/13 at CBJ 7, NYR 5 4/5 CBJ 3, at NYR 2 SO
2019-20 (1-2-0) 12/5 NYR 3, at CBJ 2 1/19 CBJ 2, at NYR 1 2/14 NYR 3, at CBJ 1	2020-21 (0-0-0) DID NOT PLAY	2021-22 (1-2-0) 10/29 at NYR 4, CBJ 0 11/13 NYR 5, at CBJ 3 1/27 at CBJ 5, NYR 3	2022-23 (1-3-0) 10/23 CBJ 5, at NYR 1 1/16 NYR 3, at CBJ 1 3/28 at NYR 6, CBJ 2 4/8 NYR 4, at CBJ 0	2023-24 (2-1-1) 10/14 at CBJ 5, NYR 3 11/12 at NYR 4, CBJ 3 SO 2/25 at CBJ 4, NYR 2 2/28 at NYR 4, CBJ 1	

SHUTOUTS

CBJ	3	1/16/02, Denis 31 saves (2-0 at CBJ); 10/11/03, Denis 25 saves (5-0 at CBJ); 11/17/17, Bobrovsky 36 saves (2-0 at CBJ)
NYR	2	10/29/21, Shesterkin 31 saves (0-4 at NYR), 4/8/23, Shesterkin 20 saves (0-6 at CBJ)

HAT TRICKS

CBJ	2	3/20/18, Panarin against Lundqvist (2) and EN (5-3 W at NYR); 10/14/23, Jenner against Shesterkin (3) (5-3 W at NYR)
NYR	2	12/3/02, Bure against Denis (3) (3-5 L at NYR); 1/7/17, Grabner against McElhinney (3) (4-5 L at CBJ)

PENALTY SHOTS

CBJ	1	2/26/17, Saad unsuccessful against Lundqvist (5-2 W at NYR)
NYR	2	1/14/02, Malhotra unsuccessful against Denis (2-2 T at NYR); 10/10/15, Nash unsuccessful against Bobrovsky (2-5 L at NYR)



OTTAWA SENATORS

Canadian Tire Centre / 1000 Palladium Dr. / Ottawa, ON K2V 1A5

ottawasenators.com / p: 613.599.0250 / @Senators



BRADY TKACHUK

DIRECTORY

First Season: 1992-93
Home Ice: Canadian Tire Centre
Capacity: 17,373 (opened in 1996)
Playoff Appearances: 16 (most recent, 2016-17)
Stanley Cup Titles: None
President of Hockey Ops & GM: Steve Staios
Head Coach: Travis Green
Assistant Coaches: Daniel Alfredsson, Nolan Baumgartner, Ben Sexton, Mike Yeo
Captain: Brady Tkachuk
Public Relations Contact: Ian Mendes

TSN Play-by-Play: Gord Miller
TSN Color Analysts: Mike Johnson, Jamie McLennan
TSN 1200 Play-by-Play: Dean Brown
TSN 1200 Color Analyst: Gord Wilson
RDS Play-by-Play: Michel Lacroix
RDS Color Analyst: Norman Flynn
94.5 FM Play-by-Play: Nicolas St. Pierre

2024-25 SCHEDULE

DATE	HOME/AWAY	START (ET)
Mar. 29	at OTT	7 p.m.
Apr. 6	at OTT	5 p.m.
Apr. 8	at CBJ	7 p.m.

2023-24 SEASON

Record: 37-41-4, 78 pts.
Home: 21-18-2, 44 pts.
Away: 16-23-2, 34 pts.
Playoffs: Did not qualify

LEADERS

Points: Brady Tkachuk, 74
Goals: Brady Tkachuk, 37
Assists: Tim Stutzle, 52
+/- (min. 40 GP): Ridley Greig, +10
Def. Points: Jakob Chychrun, 41
Goaltending: Joonas Korpisalo, 17-14-2, 2.93 GAA

2023-24 RESULTS (1-1-1)

DATE	RESULT	ATTN	W/L GOALTENDERS	GW GOAL
Dec. 1, 2023	at CBJ 4, OTT 2	15,552	Elvis Merzlikins / Joonas Korpisalo	Adam Fantilli
Feb. 13, 2024	at OTT 6, CBJ 3	15,203	Anton Forsberg / Daniil Tarasov	Ridly Greig
Mar. 14, 2024	OTT 3, at CBJ 2 (SO)	15,667	Anton Forsberg / Elvis Merzlikins	Claude Giroux

GOALS BY PERIOD	1ST	2ND	3RD	OT	TOTAL
Columbus	4	4	1	0	9
Ottawa	5	2	3	0	10

SHOTS BY PERIOD	1ST	2ND	3RD	OT	TOTAL
Columbus	26	31	43	0	100
Ottawa	39	33	33	5	110

POWER PLAY	GOALS	ATTEMPTS	PCT
Columbus	3	9	33.3
Ottawa	3	13	23.1

PENALTY KILLING	KILLS	ATTEMPTS	PCT
Columbus	10	13	76.9
Ottawa	6	9	66.7

SKATERS

COLUMBUS	GP	G	A	P	+/-	PIM	PP	SH	GW	EN	S	%
Johnny Gaudreau	3	0	5	5	0	0	0	0	0	0	5	0.0
Zach Werenski	3	0	4	4	-3	6	0	0	0	0	13	0.0
Boone Jenner	3	3	0	3	0	4	1	0	0	0	12	25.0
Dmitri Voronkov	3	2	0	2	2	2	0	0	0	0	7	28.6
Adam Fantilli	1	1	0	1	0	2	0	0	1	0	2	50.0

OTTAWA	GP	G	A	P	+/-	PIM	PP	SH	GW	EN	S	%
Brady Tkachuk	3	4	1	5	1	2	3	0	0	0	18	22.2
Claude Giroux	3	3	2	5	2	0	0	1	0	0	11	27.3
Erik Brannstrom	3	1	1	2	3	0	0	0	0	1	5	20.0
Thomas Chabot	2	0	2	2	3	2	0	0	0	0	4	0.0
Tim Stuetzle	3	1	0	1	0	2	0	0	0	0	9	11.1

GOALTENDING

COLUMBUS	GP	MIN	GA	GAA	SO	W	L	OTL	SA	SV%
Elvis Merzlikins	2	125	4	1.92	0	1	0	1	80	.950
Daniil Tarasov	1	57	5	5.28	0	0	1	0	29	.828

OTTAWA	GP	MIN	GA	GAA	SO	W	L	OTL	SA	SV%
Anton Forsberg	2	125	5	2.41	0	2	0	0	77	.935
Joonas Korpisalo	1	58	4	4.15	0	0	1	0	23	.826



COLUMBUS VS. OTTAWA ALL-TIME

SEASON	W-L-T-O	HOME	AWAY	GF-GA	SF-SA	PP	PK	PIM
2000-01	0-0-2-0	0-0-1-0	0-0-1-0	5-5	52-53	2-of-11	8-of-11	37-27
2001-02	0-1-0-0	0-1-0-0	0-0-0-0	4-6	28-30	1-of-5	3-of-4	24-36
2002-03	0-1-0-0	0-0-0-0	0-1-0-0	2-5	39-30	0-of-2	3-of-3	8-6
2003-04	0-1-0-0	0-0-0-0	0-1-0-0	2-5	17-35	1-of-9	7-of-12	36-30
2005-06	DID NOT PLAY							
2006-07	1-0-0	1-0-0	0-0-0	6-2	31-33	5-of-11	6-of-7	21-38
2007-08	1-0-0	0-0-0	1-0-0	2-2	24-29	0-of-1	3-of-4	25-9
2008-09	1-0-0	1-0-0	0-0-0	1-0	26-17	0-of-6	5-of-5	17-39
2009-10	0-1-0	0-0-0	0-1-0	1-2	33-36	1-of-6	3-of-4	8-12
2010-11	1-0-0	1-0-0	0-0-0	4-3	23-38	0-of-4	3-of-3	13-15
2011-12	0-1-0	0-0-0	0-1-0	3-4	21-27	1-of-4	0-of-2	4-18
2012-13	DID NOT PLAY							
2013-14	1-2-0	0-2-0	1-0-0	7-8	91-82	6-of-14	11-of-14	69-70
2014-15	1-2-0	0-1-0	1-1-0	8-9	111-104	1-of-10	7-of-9	50-55
2015-16	1-2-0	1-1-0	0-1-0	7-12	106-91	1-of-9	8-of-11	60-45
2016-17	1-2-0	0-1-0	1-1-0	9-11	98-89	3-of-11	7-of-8	41-47
2017-18	2-1-0	2-0-0	0-1-0	11-8	92-78	2-of-9	5-of-5	10-18
2018-19	3-0-0	1-0-0	2-0-0	15-5	105-76	0-of-6	7-of-7	21-19
2019-20	2-0-1	2-0-0	0-0-1	8-7	105-85	0-of-8	4-of-6	17-21
2020-21	DID NOT PLAY							
2021-22	1-1-1	0-1-1	1-0-0	6-4	109-90	1-of-6	7-of-7	14-12
2022-23	1-2-0	1-0-0	0-2-0	6-12	65-100	2-of-7	8-of-10	22-16
2023-24	1-1-1	1-0-1	0-1-0	9-10	100-110	3-of-9	10-of-13	30-22
TOTAL	18-18-2-3	11-7-1-2	7-11-1-1	116-120	1,276-1,233	30-of-148	115-of-145	527-555

	OVERALL	AT CBJ	AT OTT
Current Streak:	0-1-1 since 2/13/24	2-0-2 since 4/22/22	0-3-0 since 1/3/23
Last 10 Games:	4-4-2	7-1-2	4-5-1
Last Win:	12/1/23, 4-2 at CBJ	12/1/23, 4-2	3/16/22, 4-1
Last Regulation Loss:	2/13/24, 3-6 at OTT	1/23/22, 1-2	2/13/24, 3-6
Most Lopsided Win:	4, 2x (4/6/19 most recent, 6-2 at OTT)	4, 12/10/06 (6-2)	4, 4/6/19 (6-2)
Most Lopsided Loss:	4, 2x (1/3/23 most recent, 0-4 at OTT)	4, 10/14/15 (3-7)	4, 1/3/23 (0-4)
Last OT Game:	3/14/24, 2-3 SOL at CBJ	3/14/24, 2-3 SOL	12/14/19, 3-4 OTL
OT Record (W-L-T):	5-3-2	3-2-1	2-1-1
Most Goals Scored:	7, 1/22/17 (7-6 OTW at OTT)	6, 2x (12/31/18 most recent, 6-3 W)	7, 1/22/17 (7-6 OTW)
Most Goals Allowed:	7, 10/14/15 (3-7 L at CBJ)	7, 10/14/15 (3-7 L)	6, 2x (2/13/24 most recent, 3-6 L)
Most Goals, Both Teams:	13, 1/22/17 (7-6 OTW at OTT)	10, 2x, (10/14/15 most recent, 3-7 L)	13, 1/22/17 (7-6 OTW)
Longest Win Streak:	5, 3/17/18 - 11/25/19	5, 11/24/17 - 2/24/20	2, 2/22/19 - 4/6/19
Longest Pts. Streak:	7, 3/17/18 - 2/24/20 (6-0-1)	5, 11/24/17 - 2/24/20 (5-0-0)	4, 2/22/19 - 3/16/22 (3-0-0-1)
Longest Pointless Streak:	3, 2x, 1/28/14 - 10/28/14, most recent	4, 11/5/13 - 10/14/15	3, 1/3/23 - current,
Longest Winless Streak:	5, 11/4/00 - 11/13/03 (0-3-2-0)	4, 11/5/13 - 10/14/15 (0-4-0-0)	3, 2x 1/3/23 - current, most recent (0-3-0-0)

ALL-TIME RESULTS

2000-01 (0-0-2-0) 11/4 CBJ 2, at OTT 2 OT 12/21 at CBJ 3, OTT 3 OT	2001-02 (0-1-0-0) 2/6 OTT 6, at CBJ 4	2002-03 (0-1-0-0) 11/23 at OTT 5, CBJ 2	2003-04 (0-1-0-0) 11/13 at OTT 5, CBJ 2	2005-06 (0-0-0) DID NOT PLAY	2006-07 (1-0-0) 12/10 at CBJ 6, OTT 2
2007-08 (1-0-0) 2/21 CBJ 3, at OTT 2 SO	2008-09 (1-0-0) 1/30 at CBJ 1, OTT 0	2009-10 (0-1-0) 11/26 at OTT 2, CBJ 1	2010-11 (1-0-0) 12/31 at CBJ 4, OTT 3 OT	2011-12 (0-1-0) 10/22 at OTT 4, CBJ 3	2012-13 (0-0-0) DID NOT PLAY
2013-14 (1-2-0) 11/5 OTT 4, at CBJ 1 11/17 CBJ 4, at OTT 1 1/28 OTT 3, at CBJ 2	2014-15 (1-2-0) 10/18 at OTT 3, CBJ 2 10/28 OTT 5, at CBJ 2 2/7 CBJ 4, at OTT 1	2015-16 (1-2-0) 10/14 OTT 7, at CBJ 3 11/19 at OTT 3, CBJ 0 2/13 at CBJ 4, OTT 2	2016-17 (1-2-0) 1/19 OTT 2, at CBJ 0 1/22 CBJ 7, at OTT 6 OT 3/4 at OTT 3, CBJ 2	2017-18 (2-1-0) 11/24 at CBJ 5, OTT 2 12/29 at OTT 5, CBJ 4 3/17 at CBJ 2, OTT 1	2018-19 (3-0-0) 12/31 at CBJ 6, OTT 3 2/22 CBJ 3, at OTT 0 4/6 CBJ 6, at OTT 2
2019-20 (2-0-1) 11/25 at CBJ 1, OTT 0 12/14 at OTT 4, CBJ 3 OT 2/24 at CBJ 4, OTT 3 OT	2020-21 (0-0-0) DID NOT PLAY	2021-22 (1-1-1) 1/23 OTT 2, at CBJ 1 3/16 CBJ 4, at OTT 1 4/22 OTT 2, at CBJ 1 SO	2022-23 (1-2-0) 1/3 at OTT 4, CBJ 0 3/4 at OTT 5, CBJ 2 4/2 at CBJ 4, OTT 3 OT	2023-24 (1-1-1) 12/1 at CBJ 4, CBJ 2 2/13 at OTT 6, CBJ 3 3/14 OTT 3, at CBJ 2 SO	

SHUTOUTS

CBJ	3	1/30/09, Mason 17 saves (1-0 at CBJ); 2/22/19, Bobrovsky 22 saves (3-0 at OTT); 11/25/19, Korpisalo 25 saves (1-0 at CBJ)
OTT	3	11/19/16, Anderson 25 saves (0-3 at OTT); 1/19/17, Condon 42 saves (0-2 at CBJ); 1/3/23, Forsberg 22 saves (0-4 at OTT)

HAT TRICKS

CBJ	0	None
OTT	3	11/23/02, Hossa against Labbe (3) (3-5 L at OTT); 12/14/19, Duclair against Merzlikins (2) and Korpisalo (1) (3-4 OTL at OTT); 2/13/24, Tkachuk against Tarasov (3) (3-6 L at OTT)

PENALTY SHOTS

CBJ	0	None
OTT	3	12/10/06, Schaefer unsuccessful against Leclair (6-2 W at CBJ); 10/18/14, Hoffman unsuccessful against McElhinney (2-3 L at OTT); 11/19/15, Hoffman unsuccessful against McElhinney (1-4 L at OTT)



PHILADELPHIA FLYERS

Wells Fargo Center / 3601 S. Broad St. / Philadelphia, PA 19148

philadelphiaflyers.com / p: 215.465.4500 / @NHLFlyers



TRAVIS KONECNY

DIRECTORY

First Season: 1967-68
Home Ice: Wells Fargo Center
Capacity: 19,543 (opened in 1996)
Playoff Appearances: 40 (most recent, 2019-20)
Stanley Cup Titles: 2 (most recent, 1975)
President of Hockey Ops: Keith Jones
General Manager: Daniel Briere
Head Coach: John Tortorella
Associate Coach: Brad Shaw
Assistant Coaches: Rocky Thompson, Darryl Williams
Captain: Sean Couturier
Public Relations Contact: Joe Siville

TV Play-By-Play: Jim Jackson
TV Color Analysts: Brian Boucher
Radio Play-By-Play: Tim Saunders
Radio Color Analyst: Todd Fedoruk

2024-25 SCHEDULE

DATE	HOME/AWAY	START (ET)
Dec. 10	at CBJ	7 p.m.
Dec. 21	at PHI	7 p.m.
Jan. 14	at CBJ	7 p.m.
Apr. 15	at PHI	7 p.m.

2023-24 SEASON

Record: 38-33-11, 87 pts.
Home: 20-17-4, 44 pts.
Away: 18-16-7, 43 pts.
Playoffs: Did not qualify

LEADERS

Points: Travis Konecny, 68
Goals: Travis Konecny, 33
Assists: Travis Konecny, 35
+/- (min. 40 GP): Nick Seeler, +9
Def. Points: Cameron York, 30
Goaltending: Samuel Ersson, 23-19-7, 2.82 GAA

2023-24 RESULTS (2-2-0)

DATE	RESULT	ATTN	W/L GOALTENDERS	GW GOAL
Oct. 12, 2023	PHI 4, at CBJ 2	18,614	Carter Hart / Elvis Merzlikins	Cam Atkinson
Nov. 19, 2023	at PHI 5, CBJ 2	17,416	Samuel Ersson / Spencer Martin	Ryan Poehling
Jan. 4, 2024	CBJ 3, at PHI 2 (SO)	17,510	Daniil Tarasov / Samuel Ersson	Johnny Gaudreau
Apr. 6, 2024	at CBJ 6, PHI 2	18,323	Jet Greaves / Samuel Ersson	Damon Severson

GOALS BY PERIOD	1ST	2ND	3RD	OT	TOTAL
Columbus	4	3	5	0	12
Philadelphia	4	3	6	0	13

SHOTS BY PERIOD	1ST	2ND	3RD	OT	TOTAL
Columbus	44	37	33	2	116
Philadelphia	49	53	41	1	144

POWER PLAY	GOALS	ATTEMPTS	PCT
Columbus	1	17	5.9
Philadelphia	1	13	7.7

PENALTY KILLING	KILLS	ATTEMPTS	PCT
Columbus	12	13	92.3
Philadelphia	16	17	94.1

SKATERS

COLUMBUS	GP	G	A	P	+/-	PIM	PP	SH	GW	EN	S	%
Damon Severson	4	3	0	3	0	2	0	0	1	0	5	60.0
Zach Werenski	3	2	1	3	-2	0	1	0	0	0	4	50.0
Jake Bean	3	2	0	2	1	0	0	0	0	0	4	50.0
Erik Gudbranson	4	1	1	2	-2	2	0	0	0	0	3	33.3
Alexandre Texier	4	1	1	2	0	2	0	0	0	0	6	16.7

PHILADELPHIA	GP	G	A	P	+/-	PIM	PP	SH	GW	EN	S	%
Travis Konecny	4	5	0	5	1	4	0	0	0	1	16	31.2
Joel Farabee	4	2	3	5	2	0	0	0	0	0	11	18.2
Ryan Poehling	4	1	2	3	3	0	0	1	1	0	8	12.5
Sean Couturier	3	0	3	3	5	2	0	0	0	0	5	0.0
Cameron York	4	1	1	2	1	2	0	0	0	1	8	12.5

GOALTENDING

COLUMBUS	GP	MIN	GA	GAA	SO	W	L	OTL	SA	SV%
Daniil Tarasov	1	65	2	1.85	0	1	0	0	41	.951
Jet Greaves	1	60	2	2.00	0	1	0	0	39	.949
Elvis Merzlikins	1	58	2	2.07	0	0	1	0	35	.943
Spencer Martin	1	59	4	4.07	0	0	1	0	26	.846

PHILADELPHIA	GP	MIN	GA	GAA	SO	W	L	OTL	SA	SV%
Carter Hart	1	60	2	2.00	0	1	0	0	33	.939
Samuel Ersson	3	185	10	3.25	0	1	1	1	83	.880



COLUMBUS VS. PHILADELPHIA ALL-TIME

SEASON	W-L-T/O	HOME	AWAY	GF-GA	SF-SA	PP	PK	PIM
2000-01	0-1-0-0	0-1-0-0	0-0-0-0	3-4	26-31	1-of-2	2-of-2	9-9
2001-02	0-0-2-0	0-0-1-0	0-0-1-0	5-5	48-72	2-of-8	10-of-11	34-28
2002-03	0-1-0-0	0-0-0-0	0-1-0-0	0-4	10-29	0-of-3	7-of-7	21-13
2003-04	0-0-1-0	0-0-1-0	0-0-0-0	1-1	20-41	0-of-2	5-of-5	10-4
2005-06	0-1-0	0-1-0	0-0-0	1-3	24-31	1-of-8	5-of-5	12-18
2006-07	0-1-0	0-0-0	0-1-0	2-3	41-22	1-of-6	4-of-5	10-12
2007-08	DID NOT PLAY							
2008-09	1-0-0	1-0-0	0-0-0	3-0	33-20	1-of-6	3-of-3	15-21
2009-10	0-1-0	0-0-0	0-1-0	3-5	28-37	2-of-3	4-of-5	15-11
2010-11	1-0-0	1-0-0	0-0-0	2-1	25-29	1-of-4	2-of-2	6-22
2011-12	0-1-0	0-0-0	0-1-0	2-9	35-33	0-of-2	4-of-5	27-23
2012-13	DID NOT PLAY							
2013-14	3-1-0	2-0-0	1-1-0	17-10	124-140	3-of-17	18-of-19	43-39
2014-15	4-1-0	2-0-0	2-1-0	18-14	142-154	7-of-13	11-of-16	39-33
2015-16	3-1-0	2-0-0	1-1-0	8-11	143-129	2-of-15	12-of-13	69-72
2016-17	3-1-0	2-0-0	1-1-0	10-8	97-112	2-of-8	13-of-15	55-41
2017-18	2-1-1	1-0-1	1-1-0	8-8	121-106	1-of-6	10-of-12	26-14
2018-19	4-0-0	2-0-0	2-0-0	18-12	117-129	0-of-12	9-of-11	39-31
2019-20	0-3-1	0-1-1	0-2-0	10-19	116-116	1-of-12	6-of-11	36-28
2020-21	DID NOT PLAY							
2021-22	2-1-0	0-1-0	2-0-0	7-7	86-114	0-of-6	12-of-12	28-16
2022-23	2-1-1	2-0-0	0-1-1	16-15	126-149	2-of-7	4-of-6	25-25
2023-24	2-2-0	1-1-0	1-1-0	12-13	116-144	1-of-17	12-of-13	35-43
TOTAL	27-18-3-3	16-5-2-2	11-13-1-1	146-152	1,478-1,638	28-of-157	153-of-178	554-503

	OVERALL	AT CBJ	AT PHI
Current Streak:	2-0-0 since 1/4/24	1-0-0 since 4/6/24	1-0-0 since 1/4/24
Last 10 Games:	5-4-1	5-3-2	5-4-1
Last Win:	4/6/24, 6-2 at CBJ	4/6/24, 6-2	1/4/24, 3-2 SO
Last Regulation Loss:	11/19/23, 2-5 at PHI	10/12/23, 2-4	11/19/23, 2-5
Most Lopsided Win:	4, 4/6/24 (6-2 at CBJ)	4, 4/6/24 (6-2)	3, 2x, (12/5/15 most recent, 4-1)
Most Lopsided Loss:	7, 11/5/11 (2-9 at PHI)	3, 4/7/22 (1-4)	7, 11/5/11 (2-9)
Last OT Game:	1/4/24, 3-2 SOW at PHI	11/15/22, 5-4 OTW	1/4/24, 3-2 SOW
OT Record (W-L-T):	10-3-3	8-2-2	2-1-1
Most Goals Scored:	6, 3x (4/6/24 most recent 6-2 W at CBJ)	6, 3x (4/6/24 most recent 6-2 W)	5, 3x (3/15/18 most recent, 5-3 W)
Most Goals Allowed:	9, 11/5/11 (2-9 L at PHI)	4, 5x (10/12/23 most recent, 2-4 L)	9, 11/5/11 (2-9 L)
Most Goals, Both Teams:	11, 2x (10/26/19 most recent, 4-7 L at PHI)	9, 3x (11/15/22 most recent, 5-4 OTW)	11, 2x (10/26/19 most recent, 4-7 L)
Longest Win Streak:	5, 2x, 3/15/18 - 2/28/19, most recent	11, 12/7/08 - 12/23/17	3, 3/15/18 - 12/22/18
Longest Pts. Streak:	5, 2x, 3/15/18 - 2/28/19, most recent (5-0-0-0)	14, 12/7/08 - 2/28/19 (13-0-0-1)	3, 3/15/18 - 12/22/18 (3-0-0-0)
Longest Pointless Streak:	3, 10/26/19 - 2/18/20	1, 5x, 10/12/23, most recent	5, 4/1/03 - 12/19/13
Longest Winless Streak:	7, 11/29/00 - 11/24/06 (0-4-3-0)	4, 11/29/00 - 12/13/05 (0-2-2-0)	6, 10/6/01 - 12/19/13 (0-5-1-0)

ALL-TIME RESULTS

2000-01 11/29	(0-1-0-0) PHI 4, at CBJ 3	2001-02 10/6	(0-0-2-0) CBJ 3, at PHI 3 OT 10/8 at CBJ 2, PHI 2 OT	2002-03 4/1	(0-1-0-0) at PHI 4, CBJ 0	2003-04 12/10	(0-0-1-0) at CBJ 1, PHI 1 OT	2005-06 12/13	(0-1-0) PHI 3, at CBJ 1	2006-07 11/24	(0-1-0) at PHI 3, CBJ 2
2007-08 DID NOT PLAY	(0-0-0)	2008-09 12/27	(1-0-0) at CBJ 3, PHI 0	2009-10 1/19	(0-1-0) at PHI 5, CBJ 3	2010-11 10/25	(1-0-0) at CBJ 2, PHI 1	2011-12 11/5 at PHI 9, CBJ 2	(0-1-0) 2012-13	2012-13 DID NOT PLAY	(0-0-0)
2013-14 12/19	(3-1-0) at PHI 5, CBJ 4	2014-15 11/14	(4-1-0) CBJ 4, at PHI 3	2015-16 12/5	(3-1-0) CBJ 4, at PHI 1	2016-17 1/8	(3-1-0) at CBJ 2, PHI 1 OT	2017-18 12/23	(2-1-1) at CBJ 2, PHI 1 SO	2018-19 10/18	(4-0-0) at CBJ 6, PHI 3
12/21	at CBJ 6, PHI 3	11/22	at PHI 4, CBJ 2	12/19	at CBJ 3, PHI 2 SO	3/13	CBJ 5, at PHI 3	2/16	PHI 2, at CBJ 1 OT	12/6	CBJ 4, at PHI 3 OT
1/23	at CBJ 5, PHI 2	12/9	at CBJ 3, PHI 2 OT	3/5	at PHI 6, CBJ 0	3/25	at CBJ 1, PHI 0	2/22	at PHI 2, CBJ 1	12/22	CBJ 4, at PHI 3
4/3	CBJ 2, at PHI 0	2/13	at CBJ 4, PHI 3 OT	3/22	at CBJ 3, PHI 2 SO	4/8	at PHI 4, CBJ 2	3/15	CBJ 5, at PHI 3	2/28	at CBJ 4, PHI 3 OT
2019-20 10/26	(0-3-1) at PHI 7, CBJ 4	2020-21 DID NOT PLAY	(0-0-0)	2021-22 1/20	(2-1-0) CBJ 2, at PHI 1	2022-23 11/10	(2-1-1) at CBJ 5, PHI 2	2023-24 10/12	(2-2-0) PHI 4, at CBJ 2		
11/27	PHI 3, at CBJ 2			4/5	CBJ 4, at PHI 2	11/15	at CBJ 5, PHI 4 OT	11/19	at PHI 5, CBJ 2		
2/18	at PHI 5, CBJ 1			4/7	PHI 4, at CBJ 1	12/20	at PHI 5, CBJ 3	1/4	CBJ 3, at PHI 2 SO		
2/20	PHI 4, at CBJ 3 OT					4/11	at PHI 4, CBJ 3 OT	4/6	at CBJ 6, PHI 2		

SHUTOUTS

CBJ	3	12/27/08, Mason 20 saves (3-0 at CBJ); 4/3/14, Bobrovsky 37 saves (2-0 at PHI); 3/25/17, Bobrovsky 36 saves (1-0 at CBJ)
PHI	2	4/1/03, Cechmanek 10 saves (0-4 at PHI); 3/5/16, Mason 19 saves (0-6 at PHI)

HAT TRICKS

CBJ	1	3/15/18, Atkinson against Mrazek (2) and EN (5-3 W at PHI)
PHI	0	None

PENALTY SHOTS

CBJ	0	None
PHI	0	None



PITTSBURGH PENGUINS

PITTSBURGH PENGUINS

PPG Paints Arena / 1001 Fifth Ave. / Pittsburgh, PA 15219
pittsburghpenguins.com / p: 412.642.1300 / @penguins



SIDNEY CROSBY

DIRECTORY

First Season: 1967-68
Home Ice: PPG Paints Arena
Capacity: 18,387 (opened in 2010)
Playoff Appearances: 36 (most recent, 2021-22)
Stanley Cup Titles: 5 (most recent, 2017)
President of Hockey Ops & GM: Kyle Dubas
Head Coach: Mike Sullivan
Assistant Coaches:
Ty Hennes, David Quinn, Mike Vellucci
Captain: Sidney Crosby
Public Relations Contact:
Jennifer Bullano Ridgley

TV Play-By-Play: Josh Getzoff
Radio Play-By-Play: Joe Brand
Radio Color Analyst: Phil Bourque

2024-25 SCHEDULE

DATE	HOME/AWAY	START (ET)
Nov. 15	at CBJ	7 p.m.
Jan. 7	at PIT	7 p.m.
Mar. 21	at PIT	7 p.m.

2023-24 SEASON

Record: 38-32-12, 88 pts.
Home: 23-14-4, 50 pts.
Away: 15-18-8, 38 pts.
Playoffs: Did not qualify

LEADERS

Points: Sidney Crosby, 94
Goals: Sidney Crosby, 42
Assists: Sidney Crosby, 52
+/- (min. 40 GP): Marcus Pettersson, +28
Def. Points: Erik Karlsson, 56
Goaltending: Tristan Jarry, 19-25-5, 2.91 GAA

2023-24 RESULTS (1-3-0)

DATE	RESULT	ATTN	W/L GOALTENDERS	GW GOAL
Nov. 14, 2023	PIT 5, at CBJ 3	16,596	Tristan Jarry / Elvis Merzlikins	Sidney Crosby
Mar. 5, 2024	at PIT 5, CBJ 3	17,072	Tristan Jarry / Jet Greaves	Jeff Carter
Mar. 28, 2024	at PIT 3, CBJ 2	18,191	Alex Nedeljkovic / Daniil Tarasov	Drew O'Connor
Mar. 30, 2024	at CBJ 4, PIT 3 (SO)	18,873	Elvis Merzlikins / Alex Nedeljkovic	Damon Severson

GOALS BY PERIOD	1ST	2ND	3RD	OT	TOTAL
Columbus	3	4	4	0	11
Pittsburgh	3	6	7	0	16

SHOTS BY PERIOD	1ST	2ND	3RD	OT	TOTAL
Columbus	33	45	41	2	121
Pittsburgh	45	43	52	1	141

POWER PLAY	GOALS	ATTEMPTS	PCT
Columbus	0	11	0.0
Pittsburgh	4	11	36.4

PENALTY KILLING	KILLS	ATTEMPTS	PCT
Columbus	7	11	63.6
Pittsburgh	11	11	100.0

SKATERS

COLUMBUS	GP	G	A	P	+/-	PIM	PP	SH	GW	EN	S	%
Zach Werenski	4	1	3	4	-1	0	0	0	0	0	7	14.3
Cole Sillinger	4	1	2	3	3	4	0	0	0	0	6	16.7
Alexandre Texier	4	1	2	3	2	2	0	0	0	0	11	9.1
Kirill Marchenko	3	2	0	2	3	0	0	0	0	0	8	25.0
Mathieu Olivier	3	2	0	2	0	0	0	1	0	0	7	28.6

PITTSBURGH	GP	G	A	P	+/-	PIM	PP	SH	GW	EN	S	%
Sidney Crosby	4	3	4	7	0	4	0	0	1	1	12	25.0
Evgeni Malkin	4	3	3	6	-1	0	2	0	0	0	10	30.0
Bryan Rust	3	1	3	4	1	0	0	0	0	0	12	8.3
Rickard Rakell	4	2	1	3	-1	2	1	0	0	0	9	22.2
Reilly Smith	4	1	2	3	-1	2	0	0	0	0	13	7.7

GOALTENDING

COLUMBUS	GP	MIN	GA	GAA	SO	W	L	OTL	SA	SV%
Daniil Tarasov	1	58	3	3.13	0	0	1	0	36	.917
Elvis Merzlikins	2	123	7	3.41	0	1	1	0	73	.904
Jet Greaves	1	59	5	5.11	0	0	1	0	31	.839

PITTSBURGH	GP	MIN	GA	GAA	SO	W	L	OTL	SA	SV%
Alex Nedeljkovic	2	125	5	2.41	0	1	0	1	56	.911
Tristan Jarry	2	120	6	3.00	0	2	0	0	65	.908

OPPONENTS



COLUMBUS VS. PITTSBURGH ALL-TIME

SEASON	W-L-T/O	HOME	AWAY	GF-GA	SF-SA	PP	PK	PIM
2000-01	0-1-0-1	0-0-0-1	0-1-0-0	4-8	71-63	1-of-12	8-of-11	49-51
2001-02	1-0-0-1	0-0-0-1	1-0-0-0	7-6	44-69	1-of-7	4-of-6	26-28
2002-03	1-0-0-0	1-0-0-0	0-0-0-0	5-2	34-32	3-of-8	5-of-6	12-16
2003-04	0-1-0-0	0-0-0-0	0-1-0-0	3-5	26-25	1-of-4	3-of-5	15-13
2005-06	1-0-0	1-0-0	0-0-0	6-1	32-29	2-of-6	8-of-8	68-84
2006-07	0-1-0	0-0-0	0-1-0	3-5	39-34	2-of-11	6-of-9	27-41
2007-08	DID NOT PLAY							
2008-09	1-1-0	1-0-0	0-1-0	4-7	62-66	1-of-11	3-of-5	20-32
2009-10	0-0-1	0-0-1	0-0-0	3-3	32-32	1-of-7	5-of-5	12-16
2010-11	1-1-0	0-1-0	1-0-0	6-8	48-68	1-of-7	2-of-6	36-39
2011-12	0-1-0	0-0-0	0-1-0	2-4	24-40	0-of-2	3-of-5	10-4
2012-13	DID NOT PLAY							
2013-14	0-5-0	0-3-0	0-2-0	7-16	155-145	1-of-14	14-of-19	79-59
2014-15	3-1-0	2-0-0	1-1-0	13-12	117-143	2-of-15	12-of-15	82-79
2015-16	2-2-0	1-1-0	1-1-0	8-10	122-120	1-of-13	13-of-17	51-49
2016-17	2-1-1	2-0-0	0-1-1	13-10	137-125	1-of-8	7-of-8	29-29
2017-18	0-1-3	0-1-1	0-0-2	12-16	132-144	2-of-12	6-of-12	51-42
2018-19	1-3-0	1-1-0	0-2-0	8-13	120-123	1-of-10	10-of-11	31-31
2019-20	1-1-1	1-0-0	0-1-1	7-10	77-103	2-of-6	9-of-11	27-17
2020-21	DID NOT PLAY							
2021-22	0-4-0	0-2-0	0-2-0	8-18	124-158	3-of-12	14-of-17	50-30
2022-23	1-2-1	1-1-0	0-1-1	11-17	132-156	2-of-12	8-of-12	24-24
2023-24	1-3-0	1-1-0	0-2-0	11-16	121-141	0-of-11	7-of-11	22-22
TOTAL	16-29-0-9	12-11-0-4	4-18-0-5	141-187	1,649-1,816	28-of-188	147-of-199	729-706

	OVERALL	AT CBJ	AT PIT
Current Streak:	1-0-0 since 3/30/24	1-0-0 since 3/30/24	0-10-5 since 12/21/15
Last 10 Games:	2-7-1	4-5-1	0-8-2
Last Win:	3/30/24, 4-3 SO at CBJ	3/30/24, 4-3 SO	11/13/15, 2-1
Last Regulation Loss:	3/28/24, 2-3 at PIT	11/14/23, 3-5	3/28/24, 2-3
Most Lopsided Win:	6, 12/22/16 (7-1 at CBJ)	6, 12/22/16 (7-1)	3, 2/8/11 (4-1)
Most Lopsided Loss:	5, 2x (10/5/19 most recent, 2-7 at PIT)	5, 12/4/10 (2-7)	5, 10/5/19 (2-7)
Last OT Game:	3/30/24, 4-3 SOW at CBJ	3/30/24, 4-3 SOW	3/7/23, 4-5 OTL
OT Record (W-L-T):	6-9-0	6-4-0	0-5-0
Most Goals Scored:	7, 12/22/16 (7-1 W at CBJ)	7, 12/22/16 (7-1 W)	4, 4x (3/7/23 most recent, 4-5 OTL)
Most Goals Allowed:	7, 2x (10/5/19 most recent, 2-7 L at PIT)	7, 12/4/10 (2-7 L)	7, 10/5/19 (2-7 L)
Most Goals, Both Teams:	9, 6x (3/7/23 most recent, 4-5 OTL at PIT)	9, 3x (10/22/22 most recent, 3-6 L)	9, 3x (3/7/23 most recent, 4-5 OTL)
Longest Win Streak:	3, 4/4/15 - 11/27/15	3, 2x, 12/13/14 - 11/27/15, most recent	1, 4x, 11/13/15, most recent
Longest Pts. Streak:	4, 2/17/01 - 12/31/02 (2-0-0-2)	6, 2/17/01 - 10/30/09 (3-0-0-3)	2, 12/21/17 - 12/27/17 (0-0-0-2)
Longest Pointless Streak:	6, 2x, 1/21/22 - 12/6/22, most recent	4, 12/4/10 - 3/28/14	3, 4x, 3/22/22 - 12/6/22, most recent
Longest Winless Streak:	8, 2x, 12/12/19 - 3/7/23, most recent (0-6-2)	5, 10/30/09 - 3/28/14 (0-4-0-1)	15, 12/21/15 - current (0-10-0-5)

ALL-TIME RESULTS

2000-01 (0-1-0-1)	2001-02 (1-0-0-1)	2002-03 (1-0-0-0)	2003-04 (1-0-0-0)	2005-06 (1-0-0)	2006-07 (0-1-0)	2007-08 (0-0-0)	2008-09 (1-1-0)	2009-10 (0-0-1)	2010-11 (1-1-0)	2011-12 (0-1-0)	2012-13 (0-0-0)
10/21 at PIT 5, CBJ 2	2/28 PIT 4, at CBJ 3 OT	12/31 at CBJ 5, PIT 2	12/13 at PIT 5, CBJ 3	1/11 at CBJ 6, PIT 1	10/21 at PIT 5, CBJ 3	DID NOT PLAY	2/6 at PIT 4, CBJ 1	10/30 PIT 4, at CBJ 3 SO	12/4 PIT 7, at CBJ 2	2/26 at PIT 4, CBJ 2	DID NOT PLAY
2/17 PIT 3, at CBJ 2 OT	3/11 CBJ 4, at PIT 2						3/12 at CBJ 4, PIT 3 SO		2/8 CBJ 4, at PIT 1		
2013-14 (0-5-0)	2014-15 (3-1-0)	2015-16 (2-2-0)	2016-17 (2-1-1)	2017-18 (0-1-3)	2018-19 (1-3-0)						
11/1 at PIT 4, CBJ 2	12/13 at CBJ 4, PIT 3 SO	11/13 CBJ 2, at PIT 1	12/22 at CBJ 7, PIT 1	12/21 at PIT 3, CBJ 2 SO	11/24 at PIT 4, CBJ 2						
11/2 PIT 3, at CBJ 0	2/19 CBJ 2, at PIT 1	11/27 at CBJ 2, PIT 1 OT	2/3 at PIT 4, CBJ 3 OT	12/27 at PIT 5, CBJ 4 SO	2/26 PIT 5, at CBJ 2						
12/9 at PIT 2, CBJ 1	3/1 at PIT 5, CBJ 3	12/21 at PIT 5, CBJ 2	2/17 at CBJ 2, PIT 1 OT	2/18 PIT 5, at CBJ 2	3/7 at PIT 3, CBJ 0						
12/29 PIT 5, at CBJ 3	4/4 at CBJ 5, PIT 3	3/11 PIT 3, at CBJ 2	4/4 at PIT 4, CBJ 1	4/5 PIT 5, at CBJ 4 OT	3/9 at CBJ 4, PIT 1						
3/28 PIT 2, at CBJ 1											
2019-20 (1-1-1)	2020-21 (0-0-0)	2021-22 (0-4-0)	2022-23 (1-2-1)	2023-24 (1-3-0)							
10/5 at PIT 7, CBJ 2	DID NOT PLAY	1/21 PIT 5, at CBJ 2	10/22 PIT 6, at CBJ 3	11/14 PIT 5, at CBJ 3							
11/29 at CBJ 5, PIT 2		2/27 PIT 3, at CBJ 2	12/6 at PIT 4, CBJ 1	3/5 at PIT 5, CBJ 2							
12/12 at PIT 1, CBJ 0 OT		3/22 at PIT 5, CBJ 1	3/7 at PIT 5, CBJ 4 OT	3/28 at PIT 3, CBJ 2							
		4/29 at PIT 5, CBJ 3	4/13 at CBJ 3, PIT 2 OT	3/30 at CBJ 4, PIT 3 SO							

SHUTOUTS

CBJ	0	None
PIT	3	11/2/13, Zatkoff 19 saves (0-3 at CBJ); 3/7/19, Murray 25 saves (0-3 at PIT); 12/12/19, Jarry 17 saves (1-0 OT at PIT)

HAT TRICKS

CBJ	3	4/4/15, Foligno against Fleury (2) and EN (5-3 W at CBJ); 12/22/16, Hartnell against Murray (2) and Fleury (1) (7-1 W at CBJ); 11/29/19, Nyquist against Jarry (2) and EN (5-2 W at CBJ)
PIT	4	12/29/13, Neal against McElhinney (3) (3-5 L at CBJ); 11/24/18, Guentzel against Korpisalo (3) (2-4 L at PIT); 1/21/22, Crosby against Merzlikins (2) and EN (2-5 L at CBJ); 11/14/23, Crosby against Elvis Merzlikins (2) and EN (3-5 L at CBJ)

PENALTY SHOTS

CBJ	1	12/13/14, Jenner goal against Greiss (4-3 SOW at CBJ)
PIT	2	10/21/06, Staal goal against Norrena (3-5 L at PIT); 12/6/22, Blueger unsuccessful against Merzlikins (1-4 L at PIT)



SAN JOSE SHARKS

SAN JOSE SHARKS

SAP Center at San Jose / 525 W. Santa Clara St. / San Jose, CA 95113

sanjosharks.com / p: 408.287.7070 / @SanJoseSharks



MIKAEL GRANLUND

DIRECTORY

First Season: 1991-92
Home Ice: SAP Center at San Jose
Capacity: 17,562 (opened in 1993)
Playoff Appearances: 21 (most recent, 2018-19)
Stanley Cup Titles: None
General Manager: Mike Grier
Head Coach: Ryan Warsofsky
Assistant Coaches:
 Doug Houda, Jeff Ulmer, Brian Wiseman
Captain: Logan Couture
Public Relations Contact: Scott Emmert

TV Play-By-Play: Randy Hahn
Radio Play-By-Play: Dan Rusanowsky
TV/Radio Color Analysts:
 Bret Hedican, Drew Remenda

2024-25 SCHEDULE

DATE	HOME/AWAY	START (ET)
Nov. 5	at SJS	10:30 p.m.
Jan. 16	at CBJ	7 p.m.

2023-24 SEASON

Record: 19-54-9, 47 pts.
Home: 11-25-5, 27 pts.
Away: 8-29-4, 20 pts.
Playoffs: Did not qualify

LEADERS

Points: Mikael Granlund, 60
Goals: Fabian Zetterlund, 24
Assists: Mikael Granlund, 48
+/- (min. 40 GP): Justin Bailey, -15
Def. Points: Mario Ferraro, 21
Goaltending: Mackenzie Blackwood, 10-25-4, 3.45 GAA

2023-24 RESULTS (2-0-0)

DATE	RESULT	ATTN	W/L GOALTENDERS	GW GOAL
Feb. 17, 2024	CBJ 4, at SJS 3	17,435	Elvis Merzlikins / Kaapo Kahkonen	Boone Jenner
Mar. 16, 2024	at CBJ 4, SJS 2	16,967	Daniil Tarasov / Magnus Chrona	Johnny Gaudreau

GOALS BY PERIOD	1ST	2ND	3RD	OT	TOTAL
Columbus	3	3	2	-	8
San Jose	1	3	1	-	5

SHOTS BY PERIOD	1ST	2ND	3RD	OT	TOTAL
Columbus	25	19	17	-	61
San Jose	19	25	28	-	72

POWER PLAY	GOALS	ATTEMPTS	PCT
Columbus	0	4	0.0
San Jose	1	7	14.3

PENALTY KILLING	KILLS	ATTEMPTS	PCT
Columbus	6	7	85.7
San Jose	4	4	100.0

SKATERS

COLUMBUS	GP	G	A	P	+/-	PIM	PP	SH	GW	EN	S	%
Johnny Gaudreau	2	1	4	5	4	0	0	0	1	0	6	16.7
Boone Jenner	2	2	1	3	5	0	0	0	1	0	7	28.6
Alex Nylander	1	2	1	3	3	0	0	0	0	1	4	50.0
Zah Werenski	2	1	1	2	1	0	0	0	0	0	10	10.0
Erik Gudbranson	2	0	2	2	2	0	0	0	0	0	1	0.0

SAN JOSE	GP	G	A	P	+/-	PIM	PP	SH	GW	EN	S	%
Fabian Zetterlund	2	2	1	3	0	2	1	0	0	0	4	50.0
Anthony Duclair	1	2	0	2	2	0	0	0	0	0	3	66.7
Calen Addison	2	0	2	2	-1	0	0	0	0	0	4	0.0
Mikael Granlund	2	0	2	2	0	2	0	0	0	0	4	0.0
Henry Thrun	1	1	0	1	1	0	0	0	0	0	2	50.0

GOALTENDING

COLUMBUS	GP	MIN	GA	GAA	SO	W	L	OTL	SA	SV%
Daniil Tarasov	1	60	2	2.00	0	1	0	0	41	.951
Elvis Merzlikins	1	59	3	3.06	0	1	0	0	31	.903

SAN JOSE	GP	MIN	GA	GAA	SO	W	L	OTL	SA	SV%
Magnus Chrona	1	59	3	3.06	0	0	1	0	19	.842
Kaapo Kahkonen	1	60	4	4.02	0	0	1	0	41	.902

OPPONENTS



COLUMBUS VS. SAN JOSE ALL-TIME

SEASON	W-L-T/O	HOME	AWAY	GF-GA	SF-SA	PP	PK	PIM
2000-01	1-2-0-1	1-1-0-0	0-1-0-1	9-10	110-125	2-of-23	17-of-20	54-60
2001-02	1-3-0-0	1-1-0-0	0-2-0-0	11-19	109-107	6-of-22	9-of-16	67-69
2002-03	1-3-0-0	1-1-0-0	0-2-0-0	7-14	111-136	3-of-21	16-of-20	105-86
2003-04	1-2-0-1	0-1-0-1	1-1-0-0	6-9	101-153	2-of-17	14-of-15	50-54
2005-06	2-2-0	2-0-0	0-2-0	12-12	106-130	4-of-19	22-of-25	58-48
2006-07	1-3-0	1-1-0	0-2-0	5-11	96-118	3-of-22	20-of-27	72-62
2007-08	1-2-1	1-1-0	0-1-1	7-10	92-90	2-of-14	12-of-15	46-44
2008-09	2-2-0	2-0-0	0-2-0	9-11	116-125	2-of-12	14-of-18	58-46
2009-10	1-2-1	1-0-1	0-2-0	9-10	98-150	2-of-12	15-of-17	63-63
2010-11	2-2-0	0-2-0	2-0-0	10-8	128-130	5-of-19	18-of-22	63-57
2011-12	1-3-0	1-1-0	0-2-0	8-13	115-156	3-of-10	13-of-17	91-91
2012-13	3-0-0	2-0-0	1-0-0	14-5	88-92	3-of-8	4-of-6	26-28
2013-14	0-1-1	0-0-1	0-1-0	5-6	59-74	0-of-7	7-of-8	16-14
2014-15	2-0-0	1-0-0	1-0-0	7-5	56-74	2-of-8	7-of-8	21-21
2015-16	1-1-0	0-1-0	1-0-0	8-7	55-72	1-of-5	8-of-9	43-25
2016-17	0-2-0	0-1-0	0-1-0	3-6	53-67	1-of-5	4-of-7	14-10
2017-18	1-1-0	0-1-0	1-0-0	5-5	57-63	0-of-3	5-of-7	16-8
2018-19	2-0-0	1-0-0	1-0-0	8-1	53-71	1-of-3	5-of-5	12-8
2019-20	0-2-0	0-1-0	0-1-0	3-6	54-61	0-of-4	3-of-4	13-13
2020-21	DID NOT PLAY							
2021-22	1-1-0	1-0-0	0-1-0	8-7	54-62	1-of-4	1-of-2	6-10
2022-23	2-0-0	1-0-0	1-0-0	11-8	77-57	2-of-5	3-of-4	13-15
2023-24	2-0-0	1-0-0	1-0-0	8-5	61-72	0-of-4	6-of-7	14-10
TOTAL	28-34-0-5	18-13-0-3	10-21-0-2	173-188	1,849-2,185	45-of-247	223-of-279	921-842

	OVERALL	AT CBJ	AT SJS
Current Streak:	4-0-0 since 1/21/23	3-0-0 since 12/5/21	2-0-0 since 3/14/23
Last 10 Games:	7-3-0	5-4-1	6-4-0
Last Win:	3/16/24, 4-2 at CBJ	3/16/24, 4-2	2/17/24, 4-3
Last Regulation Loss:	4/19/22, 2-3 at SJS	1/4/20, 2-3	4/19/22, 2-3
Most Lopsided Win:	4, 4x (2/23/19 most recent, 4-0 at CBJ)	4, 4x (2/23/19 most recent, 4-0)	3, 3x (11/1/18 most recent, 4-1)
Most Lopsided Loss:	8, 3/30/02 (2-10 at SJS)	3, 10/23/06 (0-3)	8, 3/30/02 (2-10)
Last OT Game:	3/14/23, 6-5 OTW at SJS	3/13/14, 3-4 SOL	3/14/23, 6-5 OTW
OT Record (W-L-T):	5-5-0	2-3-0	3-2-0
Most Goals Scored:	6, 5x (3/14/23 most recent, 6-5 OTW at SJS)	6, 4x (12/5/21 most recent, 6-4 W)	6, 3/14/23 (6-5 OTW)
Most Goals Allowed:	10, 3/30/02 (2-10 L at SJS)	5, 3x (11/22/15 most recent, 3-5 L)	10, 3/30/02 (2-10 L)
Most Goals, Both Teams:	12, 3/30/02 (2-10 L at SJS)	10, 12/5/21 (6-4 W)	12, 3/30/02 (2-10 L)
Longest Win Streak:	4, 2x 1/21/23 - current, most recent	3, 2x 12/5/21 - current, most recent	2, 4x, 3/14/23 - current, most recent
Longest Pts. Streak:	4, 3x, 1/21/23 - current, most recent (4-0-0-0)	5, 2/21/12 - 11/15/14 (4-0-0-1)	2, 4x, 3/14/23 - current, most recent (2-0-0-0)
Longest Pointless Streak:	4, 3x, 11/22/15 - 2/2/18, most recent	3, 2x, 11/22/15 - 2/2/18, most recent	6, 2/23/04 - 1/5/08
Longest Winless Streak:	5, 1/5/08 - 12/4/08 (0-4-0-1)	3, 2x, 11/22/15 - 2/2/18, most recent (0-3-0-0)	11, 2/23/04 - 3/6/10 (0-10-0-1)

ALL-TIME RESULTS

2000-01	(1-2-0-1)	2001-02	(1-3-0-0)	2002-03	(1-3-0-0)	2003-04	(1-2-0-1)	2005-06	(2-2-0)	2006-07	(1-3-0)
10/25	SJS 3, at CBJ 1	10/27	at SJS 2, CBJ 0	10/25	SJS 5, at CBJ 4	12/31	SJS 1, at CBJ 0	10/12	at SJS 4, CBJ 1	10/23	SJS 3, at CBJ 0
11/9	at CBJ 5, SJS 2	1/24	at CBJ 6, SJS 2	12/6	at SJS 3, CBJ 2	1/8	CBJ 3, at SJS 2 OT	10/21	at CBJ 4, SJS 1	1/6	at SJS 5, CBJ 2
12/14	at SJS 2, CBJ 1	3/30	at SJS 10, CBJ 2	2/12	at CBJ 1, SJS 0	2/14	SJS 2, at CBJ 1 OT	1/5	at SJS 6, CBJ 3	2/16	at CBJ 3, SJS 0
2/20	at SJS 3, CBJ 2 OT	4/10	SJS 5, at CBJ 3	2/21	at SJS 6, CBJ 0	2/23	at SJS 4, CBJ 2	3/28	at CBJ 4, SJS 1	3/16	at SJS 3, CBJ 0
2007-08	(1-2-1)	2008-09	(2-2-0)	2009-10	(1-2-1)	2010-11	(2-2-0)	2011-12	(1-3-0)	2012-13	(3-0-0)
10/27	at CBJ 2, SJS 1	10/14	at SJS 5, CBJ 2	10/8	at SJS 6, CBJ 3	*10/8	SJS 3, at CBJ 2	1/5	at SJS 2, CBJ 1	2/11	at CBJ 6, SJS 2
1/5	at SJS 3, CBJ 2	12/4	at SJS 3, CBJ 2	11/4	SJS 3, at CBJ 2 SO	*10/9	CBJ 3, at SJS 2 OT	1/14	SJS 2, at CBJ 1	4/9	at CBJ 4, SJS 0
2/8	at SJS 2, CBJ 1 OT	12/17	at CBJ 2, SJS 1 OT	2/10	at CBJ 3, SJS 0	11/20	CBJ 3, at SJS 0	1/31	at SJS 6, CBJ 0	4/21	CBJ 4, at SJS 3
2/27	SJS 4, at CBJ 2	2/7	at CBJ 3, SJS 2 OT	3/6	at SJS 2, CBJ 1	2/9	SJS 3, at CBJ 2	2/21	at CBJ 6, SJS 3		
2013-14	(0-1-1)	2014-15	(2-0-0)	2015-16	(1-1-0)	2016-17	(0-2-0)	2017-18	(1-1-0)	2018-19	(2-0-0)
2/7	at SJS 3, CBJ 2	10/23	CBJ 5, at SJS 4	11/3	CBJ 5, at SJS 2	10/15	SJS 3, at CBJ 2	2/2	SJS 3, at CBJ 1	11/1	CBJ 4, at SJS 1
3/13	SJS 4 at CBJ 3 SO	11/15	at CBJ 2, SJS 1	11/22	SJS 5, at CBJ 3	10/27	at SJS 3, CBJ 1	3/4	CBJ 4, at SJS 2	2/23	at CBJ 4, at SJS 0
2019-20	(0-2-0)	2020-21	(0-0-0)	2021-22	(1-1-0)	2022-23	(2-0-0)	2023-24	(2-0-0)		
1/4	SJS 3, at CBJ 2	DID NOT PLAY		12/5	at CBJ 6, SJS 4	1/21	at CBJ 5, SJS 3	2/17	CBJ 4, at SJS 3		
1/9	at SJS 3, CBJ 1			4/19	at SJS 3, CBJ 2	3/14	CBJ 6, at SJS 5 OT	3/16	at CBJ 4, SJS 2		

SHUTOUTS

CBJ	6	2/12/03, Denis 38 saves (1-0 at CBJ); 2/16/07, Norrena 29 saves (3-0 at CBJ); 2/10/10, Mason 40 saves (3-0 at CBJ); 11/20/10, Garon 35 saves (3-0 at SJS); 4/9/13, Bobrovsky 30 saves (4-0 at CBJ); 2/23/19, Bobrovsky 26 saves (4-0 at CBJ)
SJS	6	10/27/01, Nabokov 16 saves (0-2 at SJS); 2/21/03, Nabokov 29 saves (0-6 at SJS); 12/31/03, Nabokov 26 saves (0-1 at CBJ); 10/23/06, Toskala 23 saves (0-3 at CBJ); 3/16/07, Toskala 35 saves (0-3 at SJS); 1/31/12, Niemi 30 saves (0-6 at SJS)

HAT TRICKS

CBJ	3	1/24/02, Knutsen against Nabokov (2) and Kiprusoff (1) (6-2 W at CBJ); 11/20/10, Nash against Nittymaki (2) and EN (3-0 W at SJS); 2/21/12, Carter against Niemi (2) and Greiss (1) (6-3 W at CBJ)
SJS	3	1/5/06, Cheechoo against Denis (3) (3-6 L at SJS); 1/6/07, Clowe against Norrena (3) (2-5 L at SJS); 10/8/09, Heatley against Mason (2) and Garon (1) (3-6 L at SJS)


PENALTY SHOTS

CBJ	2	11/9/00, Kron unsuccessful against Shields (5-2 W at CBJ); 2/8/08, Nash unsuccessful against Nabokov (1-2 OTL at SJS)
SJS	2	2/23/04, Cheechoo goal against Leclair (2-4 L at SJS); 10/8/09, Heatley goal against Garon (3-6 L at SJS)



SEATTLE KRAKEN

Climate Pledge Arena / 334 1st Ave. N. / Seattle, WA 98109
seattlekrakenhockey.com / p: 206.460.7825 / @SeattleKraken



OLIVER BJORKSTRAND

DIRECTORY

First Season: 2021-22
Home Ice: Climate Pledge Arena
Capacity: 17,100 (opened in 2021)
Playoff Appearances: 1 (most recent, 2022-23)
Stanley Cup Titles: None
EVP & General Manager: Ron Francis
Head Coach: Dan Bylsma
Assistant Coaches:
Dave Lowry, Jessica Campbell, Bob Woods
Captain: Jordan Eberle
Public Relations Contact: Lindsey Brown

TV Play-By-Play: John Forslund
TV Color Analysts: JT Brown, Eddie Olczyk
Radio Play-By-Play: Everett Fitzhugh
Radio Analyst: Al Kinisky

2024-25 SCHEDULE

DATE	HOME/AWAY	START (ET)
Nov. 12	at SEA	10 p.m.
Jan. 9	at CBJ	7 p.m.

2023-24 SEASON

Record: 34-35-13, 81 pts.
Home: 17-18-6, 40 pts.
Away: 17-17-7, 41 pts.
Playoffs: Did not qualify

LEADERS

Points: Jared McCann, 62
Goals: Jared McCann, 29
Assists: Oliver Bjorkstrand, 39
+/- (min. 40 GP): Vince Dunn & Tomas Tater, +8
Def. Points: Vince Dunn, 46
Goaltending: Joel Daccord, 19-18-11, 2.46 GAA

2023-24 RESULTS (0-2-0)

DATE	RESULT	ATTN	W/L GOALTENDERS	GW GOAL
Jan. 13, 2024	SEA 7, at CBJ 4	18,588	Joel Daccord / Daniil Tarasov	Jared McCann
Jan. 28, 2024	at SEA 4, CBJ 2	17,151	Joel Daccord / Daniil Tarasov	Jordan Eberle

GOALS BY PERIOD	1ST	2ND	3RD	OT	TOTAL
Columbus	2	1	3	-	6
Seattle	5	2	4	-	11

SHOTS BY PERIOD	1ST	2ND	3RD	OT	TOTAL
Columbus	17	19	30	-	66
Seattle	24	23	15	-	62

POWER PLAY	GOALS	ATTEMPTS	PCT
Columbus	1	5	20.0
Seattle	3	5	60.0

PENALTY KILLING	KILLS	ATTEMPTS	PCT
Columbus	2	5	40.0
Seattle	4	5	80.0

SKATERS

COLUMBUS	GP	G	A	P	+/-	PIM	PP	SH	GW	EN	S	%
Yegor Chinakhov	2	2	0	2	-1	0	0	0	0	11	18.2	
Ivan Provorov	2	2	0	2	+1	0	0	0	0	5	40.0	
Kirill Marchenko	2	1	1	2	-2	0	1	0	0	5	20.0	
Johnny Gaudreau	2	0	2	2	-1	0	0	0	0	9	0.0	
Andrew Peeke	2	0	2	2	+3	0	0	0	0	3	0.0	

SEATTLE	GP	G	A	P	+/-	PIM	PP	SH	GW	EN	S	%
Jaren McCann	2	3	2	5	3	0	0	0	1	0	6	50.0
Oliver Bjorkstrand	2	1	4	5	0	0	1	0	0	0	7	14.3
Jordan Eberle	2	3	1	4	3	0	2	0	1	0	6	50.0
Brian Dumoulin	2	1	1	2	2	0	0	0	0	0	2	50.0
Vince Dunn	2	0	2	2	1	7	0	0	0	0	5	0.0

GOALTENDING

COLUMBUS	GP	MIN	GA	GAA	SO	W	L	OTL	SA	SV%
Daniil Tarasov	2	115	9	4.68	0	0	2	0	60	.850

SEATTLE	GP	MIN	GA	GAA	SO	W	L	OTL	SA	SV%
Joel Daccord	2	120	6	3.00	0	2	0	0	66	.909

OPPONENTS

COLUMBUS VS. SEATTLE ALL-TIME

SEASON	W-L-T/O	HOME	AWAY	GF-GA	SF-SA	PP	PK	PIM
2021-22	2-0-0	1-0-0	1-0-0	7-5	53-52	0-of-2	1-of-2	4-4
2022-23	0-2-0	0-1-0	0-1-0	3-7	48-66	1-of-6	4-of-6	12-12
2023-24	0-2-0	0-1-0	0-1-0	6-11	66-62	1-of-5	2-of-5	15-15
TOTAL	2-4-0	1-2-0	1-2-0	16-23	167-180	2-of-13	7-of-13	31-31

	OVERALL	AT CBJ	AT SEA
Current Streak:	0-4-0 since 1/28/23	0-2-0 since 3/3/23	0-2-0 since 1/28/23
Last 10 Games:	2-4-0	1-1-0	1-1-0
Last Win:	12/11/21, 5-4 OT at SEA	10/16/21, 2-1 OT	12/11/21, 5-4 OT
Last Regulation Loss:	1/28/24, 2-4 at SEA	1/13/24, 4-7	1/28/24, 2-4
Most Lopsided Win:	1, 2x (12/11/21 most recent, 5-4 OT at SEA)	1, 10/16/21 (2-1 OT)	1, 12/11/21 (5-4 OT)
Most Lopsided Loss:	3, 1/13/24 (4-7 at CBJ)	3, 1/13/24 (4-7)	2, 2x (1/28/24 most recent, most recent)
Last OT Game:	12/11/21, 5-4 OTW at SEA	10/16/21, 2-1 OTW	12/11/21, 5-4 OTW
OT Record (W-L-T):	2-0-0	1-0-0	1-0-0
Most Goals Scored:	5, 12/11/21 (5-4 OTW at SEA)	4, 1/13/24 (4-7 L)	5, 12/11/21 (5-4 OTW)
Most Goals Allowed:	7, 1/13/24 (4-7 L at CBJ)	7, 1/13/24 (4-7 L)	4, 2x (1/13/24 most recent, 4-7)
Most Goals, Both Teams:	11, 1/13/24 (4-7 L at CBJ)	11, 1/13/24 (4-7 L)	9, 12/11/21 (5-4 OTW)
Longest Win Streak:	2, 10/16/21 - 12/11/21	1, 10/16/21	1, 12/11/21
Longest Pts. Streak:	2, 10/16/21 - 12/11/21 (2-0-0)	1, 10/16/21 (1-0-0)	1, 12/11/21 (1-0-0)
Longest Pointless Streak:	4, 1/28/23 - current	2, 3/3/23 - current	2, 1/28/23 - current
Longest Winless Streak:	4, 1/28/23 - current (0-4-0-0)	2, 3/3/23 - current (0-2-0-0)	2, 1/28/23 - current (0-2-0-0)

ALL-TIME RESULTS

2021-22	(2-0-0)	2022-23	(0-2-0)	2023-24	(0-2-0)
10/16	at CBJ 2, SEA 1 OT	1/28	at SEA 3, CBJ 1	1/13	SEA 7, at CBJ 4
12/11	CBJ 5, at SEA 4 OT	3/3	SEA 4, at CBJ 2	1/28	at SEA 4, CBJ 2

SHUTOUTS

CBJ	0	None
SEA	0	None

HAT TRICKS

CBJ	0	None
SEA	0	None

PENALTY SHOTS

CBJ	0	None
SEA	0	None



OPPONENTS

ST. LOUIS BLUES

Enterprise Center / 1401 Clark Ave. at Brett Hull Way / St. Louis, MO 63103
 stlouisblues.com / p: 314.622.2500 / @StLouisBlues



DIRECTORY

First Season: 1967-68
Home Ice: Enterprise Center
Capacity: 18,724 (opened in 1994)
Playoff Appearances: 45 (most recent, 2021-22)
Stanley Cup Titles: 1 (2018-19)
Pres. of Hockey Ops. & GM: Doug Armstrong
Head Coach: Drew Bannister
Associate Coach: Steve Ott
Assistant Coaches: Claude Julien, Mike Weber
Captain: Brayden Schenn
Public Relations Contact: Dan O'Neill

TV Play-By-Play: John Kelly
TV Color Analysts: Bernie Federko, Jamie Rivers
Radio Play-By-Play: Chris Kerber
Radio Color Analyst: Joe Vitale

2024-25 SCHEDULE

DATE	HOME/AWAY	START (ET)
Jan. 4	at CBJ	7 p.m.
Jan. 11	at STL	7 p.m.

2023-24 SEASON

Record: 43-33-6, 92 pts.
Home: 25-14-2, 52 pts.
Away: 18-19-4, 40 pts.
Playoffs: Did not qualify

LEADERS

Points: Robert Thomas, 86
Goals: Jordan Kyrrou, 31
Assists: Robert Thomas, 60
+/- (min. 40 GP): Nick Leddy, +14
Def. Points: Torey Krug, 39
Goaltending: Jordan Binnington, 28-21-5, 2.84 GAA

2023-24 RESULTS (2-0-0)

DATE	RESULT	ATTN	W/L GOALTENDERS	GW GOAL
Dec. 8, 2023	at CBJ 5, STL 2	15,713	Jet Greaves / Joel Hofer	Yegor Chinakhov
Jan. 30, 2024	CBJ 1, at STL 0	18,096	Elvis Merzlikins / Jordan Binnington	Dmitri Voronkov

GOALS BY PERIOD	1ST	2ND	3RD	OT	TOTAL
Columbus	2	0	4	-	6
St. Louis	1	0	1	-	2

SHOTS BY PERIOD	1ST	2ND	3RD	OT	TOTAL
Columbus	15	13	16	-	44
St. Louis	16	12	36	-	64

POWER PLAY	GOALS	ATTEMPTS	PCT
Columbus	1	4	25.0
St. Louis	0	6	0.0

PENALTY KILLING	KILLS	ATTEMPTS	PCT
Columbus	6	6	100.0
St. Louis	3	4	75.0

SKATERS

COLUMBUS	GP	G	A	P	+/-	PIM	PP	SH	GW	EN	S	%
Yegor Chinakhov	2	2	1	3	0	0	1	0	1	0	3	66.7
Dmitri Voronkov	2	1	2	3	1	2	0	0	1	0	6	16.7
Kirill Marchenko	2	1	1	2	1	2	0	0	0	0	4	25.0
Alexandre Texier	2	1	0	1	1	2	0	0	0	1	4	25.0
Adam Fantilli	1	1	0	1	1	0	0	0	0	0	2	50.0

ST. LOUIS	GP	G	A	P	+/-	PIM	PP	SH	GW	EN	S	%
Robert Thomas	2	2	0	2	0	2	0	0	0	0	6	33.3
Pavel Buchnevich	2	0	1	1	0	0	0	0	0	0	6	0.0
Torey Krug	2	0	1	1	0	0	0	0	0	0	8	0.0
Brayden Schenn	2	0	1	1	-1	0	0	0	0	0	6	0.0
Nikita Alexandrov	2	0	0	0	-1	0	0	0	0	0	0	0.0

GOALTENDING

COLUMBUS	GP	MIN	GA	GAA	SO	W	L	OTL	SA	SV%
Elvis Merzlikins	1	60	0	0.00	1	1	0	0	21	1.000
Jet Greaves	1	60	2	2.00	0	1	0	0	43	.953

ST. LOUIS	GP	MIN	GA	GAA	SO	W	L	OTL	SA	SV%
Jordan Binnington	1	58	1	1.03	0	0	1	0	22	.955
Joel Hofer	1	55	4	4.40	0	0	1	0	21	.810

OPPONENTS



COLUMBUS VS. ST. LOUIS ALL-TIME

SEASON	W-L-T/O	HOME	AWAY	GF-GA	SF-SA	PP	PK	PIM
2000-01	1-2-2-0	1-0-1-0	0-2-1-0	7-14	110-172	3-of-24	20-of-24	65-65
2001-02	1-3-1-0	1-1-1-0	0-2-0-0	12-16	108-161	3-of-24	13-of-16	56-72
2002-03	2-3-0-0	1-1-0-0	1-2-0-0	12-22	127-159	5-of-26	21-of-28	97-93
2003-04	1-3-0-2	1-1-0-1	0-2-0-1	14-19	162-190	6-of-30	18-of-25	76-86
2005-06	5-2-1	3-1-0	2-1-1	21-19	220-251	5-of-38	48-of-55	190-142
2006-07	4-1-3	1-1-2	3-0-1	29-19	211-211	9-of-37	38-of-45	127-127
2007-08	3-5-0	3-1-0	0-4-0	17-25	218-213	4-of-31	26-of-34	169-155
2008-09	1-4-1	1-2-0	0-2-1	14-23	150-153	3-of-20	27-of-35	109-80
2009-10	3-2-1	2-1-0	1-1-1	15-17	156-181	4-of-31	17-of-25	95-117
2010-11	2-2-2	1-1-1	1-1-1	22-21	167-170	4-of-26	8-of-15	130-170
2011-12	2-4-0	1-2-0	1-2-0	14-17	178-186	4-of-32	19-of-22	104-146
2012-13	1-3-0	1-1-0	0-2-0	7-10	91-99	1-of-11	13-of-16	82-74
2013-14	0-1-1	0-0-1	0-1-0	5-10	57-68	1-of-8	3-of-4	22-30
2014-15	2-0-0	1-0-0	1-0-0	11-3	50-64	1-of-2	8-of-10	25-9
2015-16	1-1-0	1-0-0	0-1-0	4-4	62-52	0-of-5	4-of-5	10-10
2016-17	1-0-1	1-0-0	0-0-1	9-6	51-67	1-of-5	5-of-9	33-25
2017-18	0-2-0	0-1-0	0-1-0	2-6	71-70	0-of-5	5-of-5	12-10
2018-19	1-1-0	0-1-0	1-0-0	9-8	52-70	2-of-5	4-of-5	14-14
2019-20	1-0-1	1-0-0	0-0-1	6-6	69-54	2-of-6	4-of-7	14-12
2020-21	DID NOT PLAY							
2021-22	1-1-0	1-0-0	0-1-0	8-10	54-61	3-of-8	3-of-5	10-18
2022-23	0-2-0	0-1-0	0-1-0	4-10	64-49	1-of-5	4-of-5	10-10
2023-24	2-0-0	1-0-0	1-0-0	6-2	44-64	1-of-4	6-of-6	19-15
TOTAL	35-42-3-13	23-16-2-5	12-26-1-8	248-287	2,472-2,765	63-of-383	314-of-401	1,469-1,480

	OVERALL	AT CBJ	AT STL
Current Streak:	2-0-0 since 12/8/23	1-0-0 since 12/8/23	1-0-0 since 1/30/24
Last 10 Games:	5-4-1	6-3-1	3-5-2
Last Win:	1/30/24, 1-0 at STL	12/8/23, 5-2	1/30/24, 1-0
Last Regulation Loss:	3/11/23, 2-5 at CBJ	3/11/23, 2-5	10/15/22, 2-5
Most Lopsided Win:	7, 11/10/10 (8-1 at CBJ)	7, 11/10/10 (8-1)	4, 12/9/06 (5-1)
Most Lopsided Loss:	6, 10/17/02 (1-7 at STL)	5, 2x (4/3/11 most recent, 1-6)	6, 10/17/02 (1-7)
Last OT Game:	11/15/19, 3-2 OTW at CBJ	11/15/19, 3-2 OTW	11/1/19, 3-4 OTL
OT Record (W-L-T):	4-13-3	3-5-2	1-8-1
Most Goals Scored:	8, 2x (11/12/16 most recent, 8-4 W at CBJ)	8, 2x (11/12/16 most recent, 8-4 W)	7, 10/25/18 (7-4 W)
Most Goals Allowed:	7, 10/17/02 (1-7 L at STL)	6, 2x (4/3/11 most recent, 1-6 L)	7, 10/17/02 (1-7 L)
Most Goals, Both Teams:	12, 11/12/16 (8-4 W at CBJ)	12, 11/12/16 (8-4 W)	11, 10/25/18 (7-4 W)
Longest Win Streak:	4, 3/25/07 - 11/4/07	4, 3/25/07 - 1/11/08	3, 3/31/06 - 12/9/06
Longest Pts. Streak:	8, 1/20/06 - 1/9/07 (5-0-0-3)	5, 4/12/13 - 11/12/16, (4-0-0-1)	6, 3/13/06 - 3/27/07 (4-0-0-2)
Longest Pointless Streak:	5, 2/17/08 - 2/3/09	2, 4x, 3/24/18 - 2/2/19, most recent	5, 11/16/07 - 1/3/09
Longest Winless Streak:	6, 12/28/02 - 1/15/04 (0-4-0-2)	3, 3x, 3/9/11 - 11/27/11, most recent (0-2-0-1)	8, 11/16/07 - 1/12/10 (0-7-0-1)

ALL-TIME RESULTS

2000-01 (1-2-2-0)	2001-02 (1-3-1-0)	2002-03 (2-3-0-0)	2003-04 (1-3-0-2)	2005-06 (5-2-1)	2006-07 (4-1-3)
12/26 at STL 5, CBJ 0	10/4 at CBJ 3, STL 3 OT	10/17 at STL 7, CBJ 1	12/12 STL 3, at CBJ 2 OT	11/9 at CBJ 3, STL 1	11/9 CBJ 4, at STL 2
2/1 CBJ 2, at STL 2 OT	11/13 at CBJ 3, STL 2 OT	11/7 CBJ 5, at STL 2	12/16 at STL 2, CBJ 1 OT	11/16 STL 2, at CBJ 0	11/22 STL 4, at CBJ 3 SO
2/6 at CBJ 2, STL 2 OT	11/29 STL 3, at CBJ 1	11/20 at CBJ 3, STL 2	12/29 STL 3, at CBJ 2	11/26 CBJ 4, at STL 3	12/9 CBJ 5, at STL 1
4/1 at CBJ 2, STL 1	12/1 at STL 4, CBJ 3	12/28 STL 6, at CBJ 1	1/15 at STL 5, CBJ 3	12/1 at STL 4, CBJ 1	1/9 STL 4, at CBJ 3 SO
4/5 at STL 4, CBJ 1	1/3 at STL 4, CBJ 2	12/29 at STL 5, CBJ 2	1/21 at CBJ 3, STL 1	1/20 at CBJ 4, STL 3 SO	2/14 STL 4, at CBJ 2
			3/13 at STL 5, CBJ 3	3/13 at STL 3, CBJ 2 OT	2/20 at STL 5, CBJ 4 SO
				3/31 CBJ 4, at STL 2	3/25 at CBJ 4, STL 1
				4/13 at CBJ 4, STL 1	3/27 CBJ 4, at STL 1
2007-08 (3-5-0)	2008-09 (1-4-1)	2009-10 (3-2-1)	2010-11 (2-2-2)	2011-12 (2-4-0)	2012-13 (1-3-0)
10/25 at CBJ 3, STL 0	1/3 at STL 5, CBJ 2	11/30 at CBJ 5, STL 2	11/10 at CBJ 8, STL 1	11/27 STL 2, at CBJ 1	1/31 STL 4, at CBJ 1
11/4 at CBJ 3, STL 0	2/3 STL 4, at CBJ 2	1/12 at STL 4, CBJ 1	12/9 at STL 4, CBJ 1	12/18 at STL 6, CBJ 4	2/23 at STL 2, CBJ 1
11/16 at STL 3, CBJ 2	2/18 at CBJ 4, STL 3	1/18 at CBJ 4, STL 2	1/22 CBJ 5, at STL 2	2/14 at CBJ 2, STL 1	4/5 at STL 3, CBJ 1
1/8 at STL 6, CBJ 1	3/28 at STL 4, CBJ 3 SO	1/30 CBJ 3, at STL 2 OT	3/7 at STL 5, CBJ 4 SO	3/10 at STL 4, CBJ 1	4/12 at CBJ 4, STL 1
1/11 at CBJ 6, STL 4	3/29 STL 5, at CBJ 2	3/13 STL 5, at CBJ 1	3/9 STL 4, at CBJ 3 OT	3/11 STL 2, at CBJ 1	
2/17 at STL 5, CBJ 1	4/10 at STL 3, CBJ 1	4/5 at STL 2, CBJ 1 OT	4/3 STL 6, at CBJ 1	3/31 CBJ 5, at STL 2	
4/5 at STL 3, CBJ 0					
4/6 STL 4, at CBJ 1					
2013-14 (0-1-1)	2014-15 (2-0-0)	2015-16 (1-1-0)	2016-17 (1-0-1)	2017-18 (0-2-0)	2018-19 (1-1-0)
12/14 STL 4, at CBJ 3 OT	2/6 at CBJ 7, STL 1	11/17 at CBJ 3, STL 1	11/5 at STL 2, CBJ 1 OT	10/28 at STL 4, CBJ 1	10/25 CBJ 7, at STL 4
1/4 at STL 6, CBJ 2	3/28 CBJ 4, at STL 2	11/28 at STL 3, CBJ 1	11/12 at CBJ 8, STL 4	3/24 STL 2, at CBJ 1	2/2 STL 4, at CBJ 2
2019-20 (1-0-1)	2020-21 (0-0-0)	2021-22 (1-1-0)	2022-23 (0-2-0)	2023-24 (2-0-0)	
11/1 at STL 4, CBJ 3 OT	DID NOT PLAY	11/27 at STL 6, CBJ 3	10/15 at STL 5, CBJ 2	12/8 at CBJ 5, STL 2	
11/15 at CBJ 3, STL 2 OT		3/19 at CBJ 5, STL 4	3/11 STL 5, at CBJ 2	1/30 CBJ 1, at STL 0	

SHUTOUTS

CBJ	3	10/25/07, Leclair 36 saves (3-0 at CBJ); 11/4/07, Leclair 21 saves (3-0 at CBJ); 1/30/24, Merzlikins 21 saves (1-0 at STL)
STL	3	12/26/00, Johnson 24 saves (0-5 at STL); 11/16/05, Sanford 36 saves (0-2 at CBJ); 4/5/08, Legace 25 saves (0-3 at STL)

HAT TRICKS

CBJ	1	11/30/09, Umerberger against Mason (2) and EN (5-2 W at CBJ)
STL	2	3/19/22, Perron against Merzlikins (2) and Korpisalo (1) (5-4 W at CBJ); 3/11/23, Kyrro against Hutchinson (2) and EN (2-5 L at CBJ)

PENALTY SHOTS

CBJ	0	None
STL	1	12/16/03, Demitro unsuccessful against Denis (1-2 OTL at STL)



TAMPA BAY LIGHTNING

Amalie Arena / 401 Channelside Dr. / Tampa, FL 33602
tampabaylightning.com / p: 813.301.6500 / @TBLightning



NIKITA KUCHEROV

DIRECTORY

First Season: 1992-93
Home Ice: Amalie Arena
Capacity: 19,092 (opened in 1995)
Playoff Appearances: 16 (most recent, 2023-24)
Stanley Cup Titles: 3 (2004, 2020 & 2021)
VP & General Manager: Julien BriseBois
Head Coach: Jon Cooper
Assistant Coaches:
Jeff Blashill, Jeff Halpern, Rob Zettler
Captain: Victor Hedman
Public Relations Contact: Brian Breseman

TV Play-By-Play: Dave Randorf
TV Color Analyst: Brian Engblom
Radio Play-By-Play: Dave Mishkin
Radio Color Analyst: Phil Esposito

2024-25 SCHEDULE

DATE	HOME/AWAY	START (ET)
Nov. 21	at CBJ	7 p.m.
Dec. 17	at TBL	7 p.m.
Mar. 4	at TBL	7 p.m.

2023-24 SEASON

Record: 45-29-8, 98 pts.
Home: 25-11-5, 55 pts.
Away: 20-18-3, 43 pts.
Playoffs: Lost 4-1 (FLA) in Round 1

LEADERS

Points: Nikita Kucherov, 144
Goals: Brayden Point, 46
Assists: Nikita Kucherov, 100
+/- (min. 40 GP): Victor Hedman +18
Def. Points: Victor Hedman, 76
Goaltending: Andrei Vasilevskiy, 30-20-2, 2.90 GAA

2023-24 RESULTS (1-2-0)

DATE	RESULT	ATTN	W/L GOALTENDERS	GW GOAL
Nov. 2, 2023	at CBJ 4, TBL 2	14,276	Elvis Merzlikins / Matt Tomkins	Erik Gudbranson
Feb. 10, 2024	TBL 4, at CBJ 2	18,876	Andrei Vasilevskiy / Elvis Merzlikins	Steven Stamkos
Apr. 9, 2024	at TBL 5, CBJ 2	19,092	Andrei Vasilevskiy / Jet Greaves	Anthony Cirelli

GOALS BY PERIOD	1ST	2ND	3RD	OT	TOTAL
Columbus	2	1	5	-	8
Tampa Bay	2	4	5	-	11

SHOTS BY PERIOD	1ST	2ND	3RD	OT	TOTAL
Columbus	29	30	36	-	95
Tampa Bay	34	34	31	-	99

POWER PLAY	GOALS	ATTEMPTS	PCT
Columbus	2	9	22.2
Tampa Bay	3	8	37.5

PENALTY KILLING	KILLS	ATTEMPTS	PCT
Columbus	5	8	62.5
Tampa Bay	7	9	77.8

SKATERS

COLUMBUS	GP	G	A	P	+/-	PIM	PP	SH	GW	EN	S	%
Kirill Marchenko	3	3	1	4	-1	0	1	0	0	0	12	25.0
Boone Jenner	2	3	1	4	2	2	1	0	0	0	6	50.0
Johnny Gaudreau	3	1	3	4	0	0	0	0	0	1	11	9.1
Zach Werenski	3	0	3	3	0	0	0	0	0	0	8	0.0
Damon Severson	3	0	2	2	0	11	0	0	0	0	3	0.0

TAMPA BAY	GP	G	A	P	+/-	PIM	PP	SH	GW	EN	S	%
Steven Stamkos	3	5	2	7	3	0	2	0	1	1	17	29.4
Brandon Hagel	3	1	4	5	2	4	0	0	0	1	8	12.5
Nikita Kucherov	3	0	5	5	-1	0	0	0	0	0	9	0.0
Anthony Cirelli	3	2	1	3	3	0	0	0	1	0	8	25.0
Nicholas Paul	3	1	1	2	2	0	1	0	0	0	7	14.3

GOALTENDING

COLUMBUS	GP	MIN	GA	GAA	SO	W	L	OTL	SA	SV%
Elvis Merzlikins	2	118	5	2.53	0	1	1	0	65	.923
Jet Greaves	1	59	4	4.06	0	0	1	0	32	.875

TAMPA BAY	GP	MIN	GA	GAA	SO	W	L	OTL	SA	SV%
Andrei Vasilevskiy	2	120	4	2.00	0	2	0	0	67	.940
Matt Tomkins	1	58	3	3.12	0	0	1	0	27	.889



COLUMBUS VS. TAMPA BAY ALL-TIME

SEASON	W-L-T/O	HOME	AWAY	GF-GA	SF-SA	PP	PK	PIM
2000-01	1-1-0-0	1-0-0-0	0-1-0-0	4-5	52-60	1-of-12	9-of-12	28-26
2001-02	0-1-0-0	0-0-0-0	0-1-0-0	0-1	27-24	0-of-1	3-of-3	16-2
2002-03	0-0-1-0	0-0-1-0	0-0-0-0	2-2	26-27	1-of-8	5-of-6	12-16
2003-04	1-1-0-0	0-1-0-0	1-0-0-0	2-1	35-65	0-of-5	3-of-3	8-12
2005-06	0-1-0	0-0-0	0-1-0	2-4	24-39	1-of-3	6-of-6	12-6
2006-07	DID NOT PLAY							
2007-08	1-0-0	1-0-0	0-0-0	5-3	25-27	1-of-4	7-of-7	24-18
2008-09	0-0-1	0-0-0	0-0-1	1-2	34-17	0-of-3	0-of-1	2-6
2009-10	1-0-0	1-0-0	0-0-0	3-2	25-18	1-of-6	3-of-4	18-22
2010-11	0-0-1	0-0-0	0-0-1	2-2	30-22	0-of-4	3-of-4	8-8
2011-12	0-2-0	0-1-0	0-1-0	4-7	52-59	1-of-7	6-of-7	14-14
2012-13	DID NOT PLAY							
2013-14	2-1-0	2-0-0	0-1-0	6-5	87-76	3-of-10	7-of-9	20-22
2014-15	1-2-0	0-1-0	1-1-0	8-11	87-106	4-of-12	7-of-9	30-36
2015-16	0-3-0	0-2-0	0-1-0	3-11	95-91	0-of-10	10-of-13	73-36
2016-17	3-0-0	1-0-0	2-0-0	13-5	107-87	2-of-7	5-of-5	19-23
2017-18	0-2-1	0-2-0	0-0-1	4-11	98-92	0-of-11	8-of-10	20-22
2018-19	0-3-0	0-1-0	0-2-0	3-17	103-73	0-of-10	5-of-11	26-24
2019-20	0-0-1	0-0-1	0-0-0	1-2	32-30	0-of-3	3-of-3	10-10
2020-21	3-3-2	2-1-1	1-2-1	24-24	225-271	3-of-16	19-of-23	58-54
2021-22	1-2-0	1-1-0	0-1-0	8-13	78-95	2-of-10	7-of-13	28-22
2022-23	0-3-0	0-1-0	0-2-0	6-15	77-114	0-of-6	5-of-9	20-14
2023-24	1-2-0	1-1-0	0-1-0	8-11	95-99	2-of-9	5-of-8	27-29
TOTAL	15-27-1-6	10-12-1-2	5-15-0-4	109-154	1,414-1,492	22-of-157	126-of-166	473-422

	OVERALL	AT CBJ	AT TBL
Current Streak:	0-2-0 since 2/10/24	0-1-0 since 2/10/24	0-6-1 since 4/1/21
Last 10 Games:	2-7-1	4-4-2	1-8-1
Last Win:	11/2/23, 4-2 at CBJ	11/2/23, 4-2	3/30/21, 3-1
Last Regulation Loss:	4/9/24, 2-5 at TBL	2/10/24, 2-4	4/9/24, 2-5
Most Lopsided Win:	4, 11/29/16 (5-1 at CBJ)	4, 11/29/16 (5-1)	2, 5x (3/30/21 most recent, 3-1)
Most Lopsided Loss:	6, 10/13/18 (2-8 at TBL)	5, 2x (1/4/22 most recent, 2-7)	6, 10/13/18 (2-8)
Last OT Game:	4/25/21, 3-4 OTL at TBL	1/21/21, 2-3 OTL	4/25/21, 3-4 OTL
OT Record (W-L-T):	0-6-1	0-2-1	0-4-0
Most Goals Scored:	5, 5x (4/28/22 most recent, 5-2 W at CBJ)	5, 4x (4/28/22 most recent, 5-2 W)	5, 11/25/16 (5-3 W)
Most Goals Allowed:	8, 10/13/18 (2-8 L at TBL)	7, 2x (1/4/22 most recent, 2-7 L)	8, 10/13/18 (2-8 L)
Most Goals, Both Teams:	11, 11/8/14 (4-7 L at CBJ)	11, 11/8/14 (4-7 L)	10, 10/13/18 (2-8 L)
Longest Win Streak:	3, 11/25/16 - 1/13/17	2, 3x, 1/23/21 - 4/6/21, most recent	2, 11/25/16 - 1/13/17
Longest Pts. Streak:	4, 2x, 2/10/20 - 3/30/21 (2-0-2)	4, 2/10/20 - 4/6/21 (2-0-2)	3, 11/25/16 - 11/4/17 (2-0-1)
Longest Pointless Streak:	4, 2x, 12/31/17 - 2/18/19, most recent	3, 2x, 10/19/17 - 2/18/19, most recent	4, 4/26/22 - current
Longest Winless Streak:	8, 10/19/17 - 1/21/21 (0-5-3)	5, 10/19/17 - 1/21/21 (0-3-2)	7, 4/1/21 - current (0-6-1)

ALL-TIME RESULTS

2000-01 1/21 at CBJ 3, TBL 1 3/10 at TBL 4, TBL 1	(1-1-0-0)	2001-02 12/6 at TBL 1, CBJ 0	(0-1-0-0)	2002-03 10/23 at CBJ 2, TBL 2 OT	(0-0-1-0)	2003-04 10/23 TBL 1, at CBJ 0 1/2 CBJ 2, at TBL 0	(1-1-0-0)	2005-06 1/13 at TBL 4, CBJ 2	(0-1-0)	2006-07 DID NOT PLAY	(0-0-0)
2007-08 3/9 at CBJ 5, TBL 3	(1-0-0)	2008-09 3/24 at TBL 2, CBJ 1 OT	(0-0-1)	2009-10 3/30 at CBJ 3, TBL 2	(1-0-0)	2010-11 1/18 at TBL 3, CBJ 2 SO	(0-0-1)	2011-12 12/17 TBL 3, at CBJ 2 1/24 at TBL 4, CBJ 2	(0-2-0)	2012-13 DID NOT PLAY	(0-0-0)
2013-14 12/3 at CBJ 1, TBL 0 1/13 at CBJ 3, TBL 2 4/11 at TBL 3, CBJ 2	(2-1-0)	2014-15 11/8 TBL 7, at CBJ 4 12/6 CBJ 3, at TBL 1 1/31 at TBL 3, CBJ 1	(1-2-0)	2015-16 12/14 TBL 2, at CBJ 1 12/26 at TBL 5, CBJ 2 3/13 TBL 4, at CBJ 0	(0-3-0)	2016-17 11/25 CBJ 5, at TBL 3 11/29 at CBJ 5, TBL 1 1/13 CBJ 3, at TBL 1	(3-0-0)	2017-18 10/19 TBL 2, at CBJ 0 11/4 at TBL 5, CBJ 4 SO 12/31 TBL 5, at CBJ 0	(0-2-1)	2018-19 10/13 at TBL 8, CBJ 2 1/8 at TBL 4, CBJ 0 2/18 TBL 5, at CBJ 1	(0-3-0)
2019-20 2/10 TBL 2, at CBJ 1 OT	(0-0-1)	2020-21 1/21 TBL 3, at CBJ 2 OT 1/23 at CBJ 5, TBL 2 3/30 CBJ 3, at TBL 1 4/1 at TBL 3, CBJ 2 4/6 at CBJ 4, TBL 2 4/8 TBL 6, at CBJ 4 4/22 at TBL 3, CBJ 1 4/25 at TBL 4, CBJ 3 OT	(3-3-2)	2021-22 1/4 TBL 7, at CBJ 2 4/26 at TBL 4, CBJ 1 4/28 at CBJ 5, TBL 2	(1-2-0)	2022-23 10/14 TBL 5, at CBJ 2 12/15 at TBL 4, CBJ 1 1/10 at TBL 6, CBJ 3	(0-3-0)	2023-24 11/2 at CBJ 4, TBL 2 2/10 TBL 4, at CBJ 2 4/9 at TBL 5, CBJ 2	(1-2-0)		

SHUTOUTS

CBJ	2	1/2/04, Denis 37 saves (2-0 at TBL); 12/3/13, Bobrovsky/McElhinney 26 saves (1-0 at CBJ)
TBL	6	12/6/01, Khabibulin 27 saves (0-1 at TBL); 10/23/03, Grahame 20 saves (0-1 at CBJ); 3/13/16, Bishop 37 saves (0-4 at CBJ); 10/19/17, Vasilevskiy 43 saves (0-2 at CBJ); 12/31/17, Vasilevskiy 21 saves (0-5 at CBJ); 1/8/19, Vasilevskiy 31 saves (0-4 at TBL)

HAT TRICKS

CBJ	0	None
TBL	1	4/9/24, Stamkos against Greaves (2) and EN (2-5 L at TBL)

PENALTY SHOTS

CBJ	0	None
TBL	2	3/9/08, Lecavalier goal against Leclair (5-3 W at CBJ); 11/8/14, Kucherov unsuccessful against Forsberg (4-7 L at CBJ)



TORONTO MAPLE LEAFS

TORONTO MAPLE LEAFS

Scotiabank Arena / 40 Bay St. / Toronto, ON M5J 2X2

torontomapleleafs.com / p: 416.815.5700 / @MapleLeafs



AUSTON MATTHEWS

DIRECTORY

First Season: 1917-18
Home Ice: Scotiabank Arena
Capacity: 18,819 (opened in 1999)
Playoff Appearances: 73 (most recent, 2023-24)
Stanley Cup Titles: 13 (most recent, 1967)
President: Brendan Shanahan
General Manager: Brad Treliving
Head Coach: Craig Berube
Associate Coach: Lane Lambert
Assistant Coaches: Mike Van Ryn, Marc Savard
Captain: Auston Matthews
Public Relations Contact: Steve Keogh

TV Play-By-Play:
 Chris Cuthbert, Gord Miller
TV Color Analysts:
 Craig Simpson, Mike Johnson, Jamie McLennan
Radio Play-By-Play: Joe Bowen
Radio Color Analyst: Jim Ralph

2024-25 SCHEDULE

DATE	HOME/AWAY	START (ET)
Oct. 22	at CBJ	7:30 p.m.
Jan. 22	at TOR	7:30 p.m.
Apr. 5	at TOR	7 p.m.

2023-24 SEASON

Record: 46-26-10, 102 pts.
Home: 22-15-4, 48 pts.
Away: 24-11-6, 54 pts.
Playoffs: Lost 4-3 (BOS) in Round 1

LEADERS

Points: Auston Matthews, 107
Goals: Auston Matthews, 69
Assists: Mitchell Marner, 59
+/- (min. 40 GP): Auston Matthews, +31
Def. Points: Morgan Rielly, 58
Goaltending: Ilya Samsonov, 23-7-8, 3.13 GAA

2023-24 RESULTS (2-1-0)

DATE	RESULT	ATTN	W/L GOALTENDERS	GW GOAL
Dec. 14, 2023	CBJ 6, at TOR 5 (OT)	18,338	Elvis Merzlikins / Ilya Samsonov	Kent Johnson
Dec. 23, 2023	TOR 4, at CBJ 1	17,806	Martin Jones / Daniil Tarasov	John Tavares
Dec. 29, 2023	at CBJ 6, TOR 5 (OT)	18,516	Spencer Martin / Ilya Samsonov	Johnny Gaudreau

GOALS BY PERIOD	1ST	2ND	3RD	OT	TOTAL
Columbus	3	7	1	2	13
Toronto	3	5	6	0	14

SHOTS BY PERIOD	1ST	2ND	3RD	OT	TOTAL
Columbus	29	27	24	4	84
Toronto	38	32	39	2	111

POWER PLAY	GOALS	ATTEMPTS	PCT
Columbus	2	8	25.0
Toronto	4	8	50.0

PENALTY KILLING	KILLS	ATTEMPTS	PCT
Columbus	4	8	50.0
Toronto	6	8	75.0

SKATERS

COLUMBUS	GP	G	A	P	+/-	PIM	PP	SH	GW	EN	S	%
Johnny Gaudreau	3	2	3	5	-3	0	1	0	1	0	9	22.2
Kent Johnson	3	3	1	4	5	0	0	0	1	0	6	50.0
Justin Danforth	3	2	2	4	-1	2	0	0	0	0	5	40.0
Ivan Provorov	3	0	3	3	-1	2	0	0	0	0	1	0.0
Yegor Chinakhov	3	1	1	2	-1	0	0	0	0	0	7	14.3

TORONTO	GP	G	A	P	+/-	PIM	PP	SH	GW	EN	S	%
Auston Matthews	3	5	3	8	5	0	1	0	0	0	18	27.8
William Nylander	3	3	4	7	-2	4	1	1	0	0	14	21.4
Mitchell Marner	3	2	5	7	4	2	0	0	0	0	12	16.7
John Tavares	3	2	2	4	0	0	1	0	1	0	12	16.7
Morgan Rielly	3	0	3	3	-1	0	0	0	0	0	10	0.0

GOALTENDING

COLUMBUS	GP	MIN	GA	GAA	SO	W	L	OTL	SA	SV%
Daniil Tarasov	1	60	4	4.00	0	0	1	0	30	.867
Spencer Martin	1	43	3	4.19	0	1	0	0	19	.842
Elvis Merzlikins	2	83	7	5.03	0	1	0	0	62	.887

TORONTO	GP	MIN	GA	GAA	SO	W	L	OTL	SA	SV%
Martin Jones	1	60	1	1.00	0	1	0	0	28	.964
Ilya Samsonov	2	124	12	5.79	0	0	0	2	56	.786

OPPONENTS



COLUMBUS VS. TORONTO ALL-TIME

SEASON	W-L-T/O	HOME	AWAY	GF-GA	SF-SA	PP	PK	PIM
2000-01	0-0-1-0	0-0-0-0	0-0-1-0	2-2	24-29	0-of-4	5-of-6	19-15
2001-02	0-1-0-0	0-0-0-0	0-1-0-0	1-4	30-34	0-of-3	5-of-5	22-18
2002-03	1-0-0-0	1-0-0-0	0-0-0-0	4-3	32-32	2-of-9	4-of-5	22-40
2003-04	0-1-0-0	0-0-0-0	0-1-0-0	1-4	19-28	0-of-3	3-of-5	12-8
2005-06	DID NOT PLAY							
2006-07	0-1-0	0-1-0	0-0-0	2-4	25-27	0-of-7	3-of-4	10-16
2007-08	0-1-0	0-0-0	0-1-0	1-3	27-25	0-of-4	4-of-5	10-8
2008-09	1-0-0	0-0-0	1-0-0	3-3	34-35	0-of-2	4-of-5	15-9
2009-10	0-1-0	0-1-0	0-0-0	3-6	36-25	2-of-5	3-of-3	13-17
2010-11	1-0-0	0-0-0	1-0-0	3-2	32-22	1-of-2	0-of-1	2-4
2011-12	0-1-0	0-1-0	0-0-0	1-4	39-18	0-of-4	2-of-2	4-8
2012-13	DID NOT PLAY							
2013-14	3-0-0	1-0-0	2-0-0	13-3	91-72	3-of-11	6-of-6	26-36
2014-15	1-2-0	1-1-0	0-1-0	8-9	82-94	3-of-8	7-of-10	16-16
2015-16	2-1-0	0-1-0	2-0-0	11-8	81-103	2-of-8	6-of-6	14-18
2016-17	2-1-0	1-1-0	1-0-0	10-9	101-97	1-of-7	8-of-9	20-29
2017-18	2-1-0	1-0-0	1-1-0	10-10	127-106	1-of-7	5-of-6	14-16
2018-19	1-2-0	1-1-0	0-1-0	8-10	92-89	0-of-4	4-of-5	12-10
2019-20	1-1-0	0-1-0	1-0-0	5-7	67-60	2-of-10	5-of-7	16-22
2020-21	DID NOT PLAY							
2021-22	1-2-0	1-1-0	0-1-0	12-13	97-115	3-of-7	5-of-7	21-21
2022-23	1-2-0	0-1-0	1-1-0	6-10	96-120	0-of-9	6-of-8	28-20
2023-24	2-1-0	1-1-0	1-0-0	13-14	84-111	2-of-8	4-of-8	29-29
TOTAL	19-19-1-0	8-11-0-0	11-8-1-0	117-128	1,216-1,242	22-of-122	89-of-113	325-360

	OVERALL	AT CBJ	AT TOR
Current Streak:	1-0-0 since 12/29/23	1-0-0 since 12/29/23	1-0-0 since 12/14/23
Last 10 Games:	5-5-0	4-6-0	6-4-0
Last Win:	12/29/23, 6-5 OT at CBJ	12/29/23, 6-5 OT	12/14/23, 6-5 OT
Last Regulation Loss:	12/23/23, 1-4 at CBJ	12/23/23, 1-4	4/4/23, 2-4
Most Lopsided Win:	6, 11/25/13 (6-0 at TOR)	5, 4/8/15 (5-0)	6, 11/25/13 (6-0)
Most Lopsided Loss:	3, 12x (12/23/23 most recent, 1-4 at CBJ)	3, 8x (12/23/23 most recent, 1-4)	3, 4x (2/14/18 most recent, 3-6)
Last OT Game:	12/29/23, 6-5 OTW at CBJ	12/29/23, 6-5 OTW	12/14/23, 6-5 OTW
OT Record (W-L-T):	7-0-1	3-0-0	4-0-1
Most Goals Scored:	6, 3x (12/29/23, 6-5 OTW at CBJ)	6, 12/29/23 (6-5 OTW)	6, 2x (12/14/23, most recent 6-5 OTW)
Most Goals Allowed:	6, 3x (2/14/18 most recent, 3-6 L at TOR)	6, 2x (10/16/15 most recent, 3-6 L)	6, 2/14/18 (3-6 L)
Most Goals, Both Teams:	11, 2x (12/29/23 most recent, 6-5 OTW at CBJ)	11, 12/29/23 (6-5 OTW)	11, 12/14/23 (6-5 OTW)
Longest Win Streak:	3, 3x, 4/9/17 - 1/8/18, most recent	2, 12/20/17 - 11/23/18	4, 2x, 1/13/16 - 1/8/18, most recent
Longest Pts. Streak:	3, 3x, 4/9/17 - 1/8/18, most recent (3-0-0-0)	2, 12/20/17 - 11/23/18 (2-0-0-0)	4, 2x, 1/13/16 - 1/8/18, most recent (4-0-0-0)
Longest Pointless Streak:	3, 2/12/04 - 2/19/08	3, 2x, 3/7/22 - 12/23/23, most recent	3, 4/8/02 - 2/19/08
Longest Winless Streak:	3, 2/12/04 - 2/19/08 (0-3-0-0)	3, 2x, 3/7/22 - 12/23/23, most recent (0-3-0-0)	4, 2/14/01 - 2/19/08 (0-3-1-0)

ALL-TIME RESULTS

2000-01 (0-0-1-0) 2/14 CBJ 2, at TOR 2 OT	2001-02 (0-1-0-0) 4/8 at TOR 4, CBJ 1	2002-03 (1-0-0-0) 3/20 at CBJ 4, TOR 3 OT	2003-04 (0-1-0-0) 2/12 at TOR 4, CBJ 1	2005-06 (0-0-0-0) DID NOT PLAY	2006-07 (0-1-0-0) 10/20 TOR 4, at CBJ 2
2007-08 (0-1-0-0) 2/19 at TOR 3, CBJ 1	2008-09 (1-0-0-0) 2/19 CBJ 4, at TOR 3 SO	2009-10 (0-1-0-0) 12/3 TOR 6, at CBJ 3	2010-11 (1-0-0-0) 12/30 CBJ 3, at TOR 2	2011-12 (0-1-0-0) 11/3 TOR 4, at CBJ 1	2012-13 (0-0-0-0) DID NOT PLAY
2013-14 (3-0-0-0) 10/25 at CBJ 5, TOR 2 11/25 CBJ 6, at TOR 0 3/3 CBJ 2, at TOR 1	2014-15 (1-2-0-0) 10/31 TOR 4, at CBJ 1 1/9 at TOR 5, CBJ 2 4/8 at CBJ 5, TOR 0	2015-16 (2-1-0-0) 10/16 TOR 6, at CBJ 3 1/13 CBJ 3, at TOR 1 4/6 CBJ 5, at TOR 1	2016-17 (2-1-0-0) 2/15 at CBJ 5, TOR 2 3/22 TOR 5, at CBJ 2 4/9 CBJ 3, at TOR 2	2017-18 (2-1-0-0) 12/20 at CBJ 4, TOR 2 1/8 CBJ 3, at TOR 2 OT 2/14 at TOR 6, CBJ 3	2018-19 (1-2-0-0) 11/19 at TOR 4, CBJ 2 11/23 at CBJ 4, TOR 2 12/28 TOR 4, at CBJ 2
2019-20 (1-1-0-0) 10/4 TOR 4, at CBJ 1 10/21 CBJ 4, at TOR 3 OT	2020-21 (0-0-0-0) DID NOT PLAY	2021-22 (1-2-0-0) 12/7 at TOR 5, CBJ 4 2/22 at CBJ 4, TOR 3 OT 3/7 TOR 5, at CBJ 4	2022-23 (1-2-0-0) 2/10 TOR 3, at CBJ 0 2/11 CBJ 4, at TOR 3 4/4 at TOR 4, CBJ 2	2023-24 (2-1-0-0) 12/14 CBJ 6, at TOR 5 OT 12/23 TOR 4, at CBJ 1 12/29 at CBJ 6, TOR 5 OT	

SHUTOUTS

CBJ	2	11/25/13, Bobrovsky 18 saves (6-0 at TOR); 4/8/15, Bobrovsky 35 Saves (5-0 at CBJ)
TOR	1	2/10/23, Samsonov 30 saves (0-3 at CBJ)

HAT TRICKS

CBJ	1	10/27/02, Wright against Kidd (3) (4-3 OTW at CBJ)
TOR	1	2/14/18, Kadri against Korpisalo (3) (3-6 L at TOR)

PENALTY SHOTS

CBJ	1	10/21/19, Nyquist successful against Andersen (4-3 OTW at TOR)
TOR	0	None



UTAH HOCKEY CLUB

UTAH HOCKEY CLUB

Delta Center / 301 W. South Temple / Salt Lake City, UT 84101

<https://www.nhl.com/utah> / p: 801-325-2208 / @utahhockeyclub



CLAYTON KELLER

DIRECTORY

First Season: 2024-25

Home Ice: Delta Center

Capacity: 16,200 (opened in 1991)

Playoff Appearances: 0

Stanley Cup Titles: None

General Manager: Bill Armstrong

Head Coach: Andre Tourigny

Assistant Coaches:

Mario Duhamel, John Madden, Blaine Forsythe

Captain: Clayton Keller

Public Relations Contact: Jeffrey Saunders

TV Play-by-Play: Matt McConnell

TV Color Analyst: Dominic Moore

2024-25 SCHEDULE

DATE	HOME/AWAY	START (ET)
Jan. 31	at UHC	9 p.m.
Feb. 6	at CBJ	7 p.m.

2023-24 SEASON (AS ARIZONA)

Record: 36-41-5, 77 pts.

Home: 22-19-0, 44 pts.

Away: 14-22-5, 33 pts.

Playoffs: Did not qualify

LEADERS

Points: Clayton Keller, 76

Goals: Clayton Keller, 33

Assists: Clayton Keller, 43

+/- (min. 40 GP): Juuso Valimaki, +12

Def. Points: Sean Durzi, 41

Goaltending: Connor Ingram, 23-21-3, 2.91 GAA

VS. ARIZONA IN 2023-24

2023-24 RESULTS (0-2-0)

DATE	RESULT	ATTN	W/L GOALTENDERS	GW GOAL
Nov. 16, 2023	ARI 3, at CBJ 2	15,909	Connor Ingram / Elvis Merzlikins	Lawson Crouse
Mar. 26, 2024	at ARI 6, CBJ 2	4,600	Karel Vejmelka / Elvis Merzlikins	Josh Doan

GOALS BY PERIOD	1ST	2ND	3RD	OT	TOTAL
Columbus	1	2	1	-	4
Arizona	0	3	6	-	9

SHOTS BY PERIOD	1ST	2ND	3RD	OT	TOTAL
Columbus	34	11	23	-	68
Arizona	20	27	20	-	67

POWER PLAY	GOALS	ATTEMPTS	PCT
Columbus	2	7	28.6
Arizona	2	4	50.0

PENALTY KILLING	KILLS	ATTEMPTS	PCT
Columbus	2	4	50.0
Arizona	5	7	71.4

SKATERS

COLUMBUS	GP	G	A	P	+/-	PIM	PP	SH	GW	EN	S	%
Zach Werenski	2	1	2	3	-3	0	1	0	0	0	6	16.7
Damon Severson	2	2	0	2	0	0	0	0	0	0	3	66.7
Boone Jenner	2	1	1	2	-1	0	1	0	0	0	7	14.3
John Gaudreau	2	0	2	2	-2	0	0	0	0	0	4	0.0
Ivan Provorov	2	0	1	1	1	0	0	0	0	0	2	0.0

ARIZONA	GP	G	A	P	+/-	PIM	PP	SH	GW	EN	S	%
Sean Durzi	2	0	3	3	3	2	0	0	0	0	4	0.0
Josh Doan	1	2	0	2	2	0	0	0	1	0	6	33.3
Nick Bjugstad	2	1	1	2	1	0	0	0	0	0	7	14.3
Matias Maccelli	2	1	1	2	2	0	1	0	0	0	4	25.0
Nick Schmaltz	2	1	1	2	3	0	0	1	0	0	4	25.0

GOALTENDING

COLUMBUS	GP	MIN	GA	GAA	SO	W	L	OTL	SA	SV%
Elvis Merzlikins	2	117	9	4.63	0	0	2	0	67	.866


ARIZONA	GP	MIN	GA	GAA	SO	W	L	OTL	SA	SV%
Connor Ingram	1	60	2	2.00	0	1	0	0	41	.951
Karel Vejmelka	1	60	2	2.00	0	1	0	0	27	.926

OPPONENTS



**OFFICIAL PARTNER
IN FIRING
THE CANNON
SINCE DAY ONE.**

#GiveEmHealth



OhioHealth



VANCOUVER CANUCKS

Rogers Arena / 800 Griffiths Way / Vancouver, BC V6B 6G1
vancouvercanucks.com / p: 604.899.4600 / @Canucks



QUINN HUGHES

DIRECTORY

First Season: 1970-71
Home Ice: Rogers Arena
Capacity: 18,910 (opened in 1995)
Playoff Appearances: 29 (most recent, 2023-24)
Stanley Cup Titles: None
President of Hockey Ops: Jim Rutherford
General Manager: Patrik Allvin
Head Coach: Rick Tocchet
Assistant Coaches: Adam Foote, Yogi Švejkovský
Captain: Quinn Hughes
Public Relations Contact: Craig MacEwen

TV Play-By-Play: John Shorthouse
TV Color Analysts: Ray Ferraro, Dave Tomlinson
Radio Play-By-Play: Brendan Batchelor
Radio Color Analyst: Randip Janda

2024-25 SCHEDULE

DATE	HOME/AWAY	START (ET)
Dec. 6	at VAN	10 p.m.
Mar. 28	at CBJ	7 p.m.

2023-24 SEASON

Record: 50-23-9, 109 pts.
Home: 27-9-5, 59 pts.
Away: 23-14-4, 50 pts.
Playoffs: Lost 3-4 (EDM) In Round 2

LEADERS

Points: J.T. Miller, 103
Goals: Elias Pettersson, 40
Assists: Quinn Hughes, 75
+/- (min. 40 GP): Quinn Hughes, +38
Def. Points: Quinn Hughes, 92
Goaltending: Thatcher Demko, 35-14-2, 2.45 GAA

2023-24 RESULTS (1-0-1)

DATE	RESULT	ATTN	W/L GOALTENDERS	GW GOAL
Jan. 15, 2024	at CBJ 4, VAN 3 (SO)	17,622	Elvis Merzlikins / Casey DeSmith	Kirill Marchenko
Jan. 27, 2024	at VAN 5, CBJ 4 (OT)	19,002	Thatcher Demko / Elvis Merzlikins	Elias Pettersson

GOALS BY PERIOD	1ST	2ND	3RD	OT	TOTAL
Columbus	1	5	1	0	7
Vancouver	2	2	3	1	8

SHOTS BY PERIOD	1ST	2ND	3RD	OT	TOTAL
Columbus	11	39	16	6	72
Vancouver	26	18	17	3	64

POWER PLAY	GOALS	ATTEMPTS	PCT
Columbus	2	8	25.0
Vancouver	4	8	50.0

PENALTY KILLING	KILLS	ATTEMPTS	PCT
Columbus	4	8	50.0
Vancouver	6	8	75.0

SKATERS

COLUMBUS	GP	G	A	P	+/-	PIM	PP	SH	GW	EN	S	%
Johnny Gaudreau	2	0	3	3	2	0	0	0	0	0	4	0.0
Dmitri Voronkov	2	2	0	2	0	4	1	0	0	0	10	20.0
Yegor Chinakhov	2	1	1	2	2	0	0	0	0	0	9	11.1
Alexandre Texier	2	1	1	2	2	0	0	1	0	0	2	50.0
Jake Bean	2	1	0	1	1	2	0	0	0	0	4	25.0

VANCOUVER	GP	G	A	P	+/-	PIM	PP	SH	GW	EN	S	%
J.T. Miller	2	1	4	5	0	2	0	0	0	0	6	16.7
Brock Boeser	2	3	1	4	1	0	2	0	0	0	11	27.3
Elias Pettersson	2	3	1	4	1	2	2	0	1	0	8	37.5
Quinn Hughes	2	0	4	4	0	0	0	0	0	0	4	0.0
Pius Suter	2	0	2	2	-1	0	0	0	0	0	6	0.0

GOALTENDING

COLUMBUS	GP	MIN	GA	GAA	SO	W	L	OTL	SA	SV%
Elvis Merzlikins	2	129	8	3.72	0	1	0	1	64	.875

VANCOUVER	GP	MIN	GA	GAA	SO	W	L	OTL	SA	SV%
Casey DeSmith	1	65	3	2.77	0	0	0	1	43	.930
Thatcher Demko	1	64	4	3.75	0	1	0	0	29	.862



COLUMBUS VS. VANCOUVER ALL-TIME

SEASON	W-L-T/O	HOME	AWAY	GF-GA	SF-SA	PP	PK	PIM
2000-01	0-3-1-0	0-1-1-0	0-2-0-0	8-15	114-116	1-of-19	8-of-12	45-47
2001-02	0-3-0-1	0-2-0-0	0-1-0-1	7-15	98-136	1-of-19	13-of-17	70-64
2002-03	2-1-1-0	1-0-1-0	1-1-0-0	14-17	114-133	7-of-26	17-of-22	90-98
2003-04	2-2-0-0	1-1-0-0	1-1-0-0	11-16	100-112	2-of-18	13-of-14	61-71
2005-06	1-3-0	1-1-0	0-2-0	15-20	124-130	8-of-30	17-of-28	88-80
2006-07	2-1-1	1-0-1	1-1-0	7-8	94-147	4-of-21	14-of-18	49-53
2007-08	2-2-0	1-1-0	1-1-0	7-10	116-90	3-of-25	15-of-17	70-86
2008-09	3-1-0	2-0-0	1-1-0	13-12	109-117	3-of-19	12-of-17	90-84
2009-10	1-2-1	0-1-1	1-1-0	14-18	121-133	1-of-16	12-of-15	36-38
2010-11	0-2-2	0-2-0	0-0-2	7-15	128-110	1-of-13	13-of-17	40-32
2011-12	1-3-0	1-1-0	0-2-0	7-12	139-129	1-of-13	10-of-13	30-30
2012-13	1-0-2	1-0-1	0-0-1	3-2	71-107	0-of-7	6-of-6	12-14
2013-14	1-1-0	1-0-0	0-1-0	5-7	45-73	0-of-10	6-of-7	23-29
2014-15	1-1-0	0-1-0	1-0-0	6-7	64-70	1-of-4	4-of-4	13-13
2015-16	1-1-0	0-1-0	1-0-0	4-6	73-68	3-of-6	5-of-6	14-14
2016-17	1-1-0	0-1-0	1-0-0	4-6	58-41	2-of-4	4-of-6	16-12
2017-18	0-1-1	0-1-0	0-0-1	6-10	59-58	3-of-5	2-of-4	8-10
2018-19	1-1-0	0-1-0	1-0-0	7-3	69-46	0-of-4	5-of-5	10-8
2019-20	2-0-0	1-0-0	1-0-0	7-4	57-66	2-of-4	5-of-6	17-13
2020-21	DID NOT PLAY							
2021-22	1-1-0	1-0-0	0-1-0	7-6	44-80	0-of-2	3-of-4	10-6
2022-23	1-1-0	1-0-0	0-1-0	6-8	59-69	2-of-6	5-of-7	19-17
2023-24	1-0-1	1-0-0	0-0-1	7-8	72-64	2-of-8	4-of-8	16-29
TOTAL	25-31-2-9	14-15-2-3	11-16-0-6	172-225	1,928-2,095	47-of-279	193-of-253	827-848

	OVERALL	AT CBJ	AT VAN
Current Streak:	1-0-1 since 1/15/24	4-0-0 since 3/1/20	0-2-1 since 12/14/21
Last 10 Games:	6-3-1	5-5-0	5-3-2
Last Win:	1/15/24, 4-3 SO at CBJ	1/15/24, 4-3 SO	3/8/20, 2-1
Last Regulation Loss:	1/27/23, 2-5 at VAN	12/11/18, 2-3	1/27/23, 2-5
Most Lopsided Win:	5, 3/24/19 (5-0 at VAN)	2, 4x (11/26/21 most recent, 4-2)	5, 3/24/19 (5-0)
Most Lopsided Loss:	5, 3x (11/28/14 most recent, 0-5 at CBJ)	5, 2x (11/28/14 most recent, 0-5)	5, 2/23/03 (2-7)
Last OT Game:	1/27/24, 5-4 OTL at VAN	1/15/24, 4-3 SOW	1/27/24, 5-4 OTL
OT Record (W-L-T):	10-9-2	5-3-2	5-6-0
Most Goals Scored:	6, 3x (3/19/15 most recent, 6-2 W at VAN)	6, 1/24/06 (6-5 W)	6, 2x (3/19/15 most recent, 6-2 W)
Most Goals Allowed:	7, 4x (12/23/10 most recent, 3-7 L at CBJ)	7, 12/23/10 (3-7 L)	7, 3x (1/5/10 most recent, 3-7 L)
Most Goals, Both Teams:	11, 3x (1/18/09 most recent, 6-5 SOW at VAN)	11, 1/24/06 (6-5 W)	11, 2x (1/18/09 most recent, 6-5 SOW)
Longest Win Streak:	5, 1/15/08 - 1/18/09	4, 3/1/20 - current	3, 3/19/15 - 12/18/16
Longest Pts. Streak:	5, 1/15/08 - 1/18/09 (5-0-0-0)	4, 2x 3/1/20 - current, most recent (4-0-0-0)	6, 3/19/15 - 3/8/20 (5-0-0-1)
Longest Pointless Streak:	3, 3x, 3/27/11 - 11/29/11, most recent	5, 11/28/14 - 12/11/18	3, 2x, 11/4/05 - 11/28/06, most recent
Longest Winless Streak:	9, 1/5/10 - 11/29/11 (0-6-0-3)	5, 3x, 11/28/14 - 12/11/18, most recent (0-5-0-0)	7, 1/5/10 - 11/22/13 (0-4-0-3)

ALL-TIME RESULTS

2000-01 (0-3-1-0)	2001-02 (0-3-0-1)	2002-03 (2-1-1-0)	2003-04 (2-2-0-0)	2005-06 (1-3-0)	2006-07 (2-1-1)
11/19 VAN 6, at CBJ 1	10/30 at VAN 3, CBJ 1	1/10 CBJ 3, at VAN 2	10/13 at CBJ 3, VAN 2	11/4 at VAN 5, CBJ 3	10/6 VAN 3, at CBJ 2 OT
12/16 at VAN 4, CBJ 3	11/6 VAN 3, at CBJ 2	2/5 at CBJ 4, VAN 4 OT	10/28 at VAN 6, CBJ 3	1/24 at CBJ 6, VAN 5	11/28 at VAN 1, CBJ 0
1/6 at VAN 4, CBJ 3	3/14 VAN 5, at CBJ 1	2/23 at VAN 7, CBJ 2	3/6 VAN 4, at CBJ 0	2/6 at VAN 7, CBJ 4	12/22 at CBJ 3, VAN 2
3/21 at CBJ 1, VAN 1 OT	3/28 at VAN 4, CBJ 3 OT	3/6 at CBJ 5, VAN 4 OT	3/21 CBJ 5, at VAN 4	3/17 VAN 3, at CBJ 2	1/30 CBJ 3, at VAN 2 SO
2007-08 (2-2-0)	2008-09 (3-1-0)	2009-10 (1-2-1)	2010-11 (0-2-2)	2011-12 (1-3-0)	2012-13 (1-0-2)
10/21 VAN 4, at CBJ 1	10/21 at CBJ 4, VAN 2	10/5 CBJ 5, at VAN 3	12/15 at VAN 3, CBJ 2 OT	10/10 VAN 3, at CBJ 2	3/7 at CBJ 2, VAN 1 OT
11/29 at VAN 2, CBJ 0	12/1 at CBJ 3, VAN 2	1/5 at VAN 7, CBJ 3	12/23 VAN 7, at CBJ 3	11/29 at VAN 4, CBJ 1	3/12 VAN 2, at CBJ 1 SO
1/15 at CBJ 3, VAN 2	1/18 CBJ 6, at VAN 5 SO	2/12 VAN 4, at CBJ 3	3/1 at VAN 2, CBJ 1 SO	12/13 at CBJ 2, VAN 1 SO	3/26 at VAN 1, CBJ 0 SO
2/29 CBJ 3, at VAN 2 OT	3/1 at VAN 3, CBJ 1	3/2 VAN 4, at CBJ 3 OT	3/27 VAN 4, at CBJ 1	3/17 at VAN 4, CBJ 3	
2013-14 (1-1-0)	2014-15 (1-1-0)	2015-16 (1-1-0)	2016-17 (1-1-0)	2017-18 (0-1-1)	2018-19 (1-1-0)
10/20 at CBJ 3, VAN 1	11/28 VAN 5, at CBJ 0	11/10 VAN 5, at CBJ 3	12/18 CBJ 4, at VAN 3 OT	1/12 VAN 5, at CBJ 2	12/11 VAN 3, at CBJ 2
11/22 at VAN 6, CBJ 2	3/19 CBJ 6, at VAN 2	2/4 CBJ 2, at VAN 1 SO	2/9 VAN 3, at CBJ 0	3/31 at VAN 5, CBJ 4 OT	3/24 CBJ 5, at VAN 0
2019-20 (2-0-0)	2020-21 (0-0-0)	2021-22 (1-1-0)	2022-23 (1-1-0)	2023-24 (1-0-1)	
3/1 at CBJ 5, VAN 3	DID NOT PLAY	11/26 at CBJ 4, VAN 2	10/18 at CBJ 4, VAN 3 OT	1/15 at CBJ 4, VAN 3 SO	
3/8 CBJ 2, at VAN 1		12/14 at VAN 4, CBJ 3	1/27 at VAN 5, CBJ 2	1/27 at VAN 5, CBJ 4 OT	

SHUTOUTS

CBJ	2	3/26/13, Bobrovsky 34 saves (0-1 SO at VAN); 3/24/19, Bobrovsky 21 saves (5-0 at VAN)
VAN	6	3/6/04, Hedberg 32 saves (0-4 at CBJ); 11/28/06, Luongo 24 saves (0-1 at VAN); 11/29/07, Luongo 26 saves (0-2 at VAN); 3/26/13, Schneider 17 saves (0-1 SO at VAN); 11/28/14, Miller 31 saves (0-5 at CBJ); 2/9/17, Miller 33 saves (0-3 at CBJ)

HAT TRICKS

CBJ	0	None
VAN	3	1/5/10, Burrows against Mason (2) and Garon (1) (3-7 L at VAN); 12/15/10, Kesler against Garon (3) (2-3 L at VAN); 1/27/24, Boeser against Merzlikins (3) (4-5 OTL at VAN)

PENALTY SHOTS

CBJ	3	3/14/02, Sillinger unsuccessful against Cloutier (1-5 L at CBJ); 2/6/06, Nash unsuccessful against Auld (4-7 L at VAN); 10/10/11, Mayorov unsuccessful against Schneider (2-3 L at CBJ)
VAN	1	11/22/13, Hansen unsuccessful against Bobrovsky (2-6 L at VAN)




VEGAS GOLDEN KNIGHTS

VEGAS GOLDEN KNIGHTS

T-Mobile Arena / 3780 Las Vegas Blvd. / Las Vegas, NV 89158

vegasgoldenknights.com / p: 702.790.2663 / @GoldenKnights



SHEA THEODORE

DIRECTORY

First Season: 2017-18

Home Ice: T-Mobile Arena

Capacity: 17,368 (opened in 2016)

Playoff Appearances: 6 (most recent, 2023-24)

Stanley Cup Titles: 1 (most recent, 2022-23)

Pres. of Hockey Ops: George McPhee

General Manager: Kelly McCrimmon

Head Coach: Bruce Cassidy

Assistant Coaches:

John Stevens, Dominique Ducharme, Joel Ward

Captain: Mark Stone

Public Relations Contact: Nate Ewell

TV Play-By-Play: Dave Goucher

TV Color Analyst: Shane Hnidy

Radio Play-By-Play: Dan D'Uva

2024-25 SCHEDULE

DATE	HOME/AWAY	START (ET)
Jan. 30	at VGK	10 p.m.
Mar. 13	at CBJ	7 p.m.

2023-24 SEASON

Record: 45-29-8, 98 pts.

Home: 27-12-2, 56 pts.

Away: 18-17-6, 42 pts.

Playoffs: Lost 4-3 (DAL) In Round 1

LEADERS

Points: Jonathan Marchessault, 69

Goals: Jonathan Marchessault, 42

Assists: Jack Eichel, Mark Stone & Shea Theodore, 37

+/- (min. 40 GP): Brayden McNabb, +18

Def. Points: Shea Theodore, 42

Goaltending: Logan Thompson, 25-14-5, 2.70 GAA

2023-24 RESULTS (1-1-0)

DATE	RESULT	ATTN	W/L GOALTENDERS	GW GOAL
Mar. 4, 2024	at CBJ 6, VGK 3	17,338	Daniil Tarasov / Adin Hill	Alex Nylander
Mar. 23, 2024	at VGK 4, CBJ 2	18,225	Adin Hill / Daniil Tarasov	Pavel Dorofeyev

GOALS BY PERIOD	1ST	2ND	3RD	OT	TOTAL
Columbus	3	1	4	-	8
Vegas	2	2	3	-	7

SHOTS BY PERIOD	1ST	2ND	3RD	OT	TOTAL
Columbus	21	16	18	-	55
Vegas	19	35	32	-	86

POWER PLAY	GOALS	ATTEMPTS	PCT
Columbus	0	3	0.0
Vegas	1	3	33.3

PENALTY KILLING	KILLS	ATTEMPTS	PCT
Columbus	2	3	66.7
Vegas	3	3	100.0

SKATERS

COLUMBUS	GP	G	A	P	+/-	PIM	PP	SH	GW	EN	S	%
Alex Nylander	2	3	0	3	1	0	0	0	1	1	4	75.0
Erik Gudbranson	2	2	0	2	0	0	0	0	0	0	7	28.6
Kirill Marchenko	2	0	2	2	1	0	0	0	0	0	4	0.0
Alexandre Texier	2	0	2	2	1	2	0	0	0	0	1	0.0
Zach Werenski	2	0	2	2	2	0	0	0	0	0	3	0.0

VEGAS	GP	G	A	P	+/-	PIM	PP	SH	GW	EN	S	%
Chandler Stephenson	2	1	3	4	0	0	0	0	0	0	2	50.0
Shea Theodore	2	0	3	3	0	0	0	0	0	0	4	0.0
Jack Eichel	2	2	0	2	-1	0	1	0	0	0	13	16.4
Ivan Barbashev	2	1	0	1	-1	0	0	0	0	0	4	25.0
William Karlsson	2	1	0	1	-1	0	0	0	0	0	7	14.3

GOALTENDING

COLUMBUS	GP	MIN	GA	GAA	SO	W	L	OTL	SA	SV%
Daniil Tarasov	2	120	7	3.50	0	1	1	0	86	.919

VEGAS	GP	MIN	GA	GAA	SO	W	L	OTL	SA	SV%
Adin Hill	2	102	6	3.52	0	1	1	0	45	.867
Logan Thompson	1	16	1	3.75	0	0	0	0	9	.889

OPPONENTS



COLUMBUS VS. VEGAS ALL-TIME

SEASON	W-L-T/O	HOME	AWAY	GF-GA	SF-SA	PP	PK	PIM
2017-18	1-1-0	1-0-0	0-1-0	7-7	53-76	0-of-5	3-of-5	14-14
2018-19	2-0-0	1-0-0	1-0-0	5-3	64-51	1-of-4	2-of-2	6-10
2019-20	1-1-0	0-1-0	1-0-0	4-2	52-52	1-of-6	6-of-6	12-12
2020-21	DID NOT PLAY							
2021-22	1-1-0	1-0-0	0-1-0	8-7	67-62	1-of-7	7-of-8	20-18
2022-23	0-1-1	0-0-1	0-1-0	4-9	65-77	0-of-4	4-of-6	12-8
2023-24	1-1-0	1-0-0	0-1-0	8-7	55-86	0-of-3	2-of-3	6-6
TOTAL	6-5-1	4-1-1	2-4-0	36-35	356-404	3-of-29	24-of-30	70-68

	OVERALL	AT CBJ	AT VGK
Current Streak:	0-1-0 since 3/23/24	2-0-1 since 3/13/22	0-3-0 since 11/20/21
Last 10 Games:	5-4-1	4-1-1	2-4-0
Last Win:	3/4/24, 6-3 at CBJ	3/4/24, 6-3	1/11/20, 3-0
Last Regulation Loss:	3/23/24, 2-4 at VGK	11/5/19, 1-2	3/23/24, 2-4
Most Lopsided Win:	3, 3x (3/4/24 most recent, 6-3 at CBJ)	3, 2x (3/4/24 most recent, 6-3)	3, 1/11/20 (3-0)
Most Lopsided Loss:	5, 3/19/23 (2-7 at VGK)	1, 11/5/19 (1-2)	5, 3/19/23 (2-7)
Last OT Game:	11/28/22, 2-3 SOL at CBJ	11/28/22, 2-3 SOL	None
OT Record (W-L-T):	0-1-0	0-1-0	0-0-0
Most Goals Scored:	6, 2x (3/4/24, most recent 6-3 W at CBJ)	6, 2x (3/4/24, most recent 6-3 W)	4, 2/9/19 (4-3 W)
Most Goals Allowed:	7, 3/19/23 (2-7 L at VGK)	4, 3/13/22 (6-4 W)	7, 3/19/23 (2-7 L)
Most Goals, Both Teams:	10, 3/13/22 (6-4 W at CBJ)	10, 3/13/22 (6-4 W)	9, 2x (3/19/23 most recent, 2-7 L)
Longest Win Streak:	3, 3/6/18 - 2/9/19	2, 3/6/18 - 12/17/18	2, 2/9/19 - 1/11/20
Longest Pts. Streak:	3, 3/6/18 - 2/9/19 (3-0-0)	3, 3/13/22 - current (2-0-1)	2, 2/9/19 - 1/11/20 (2-0-0)
Longest Pointless Streak:	1, 5x, 3/23/24 - current most recent	1, 11/5/19	3, 11/20/21 - current
Longest Winless Streak:	2, 11/28/22 - 3/13/23 (0-1-1)	1, 2x, 11/28/22, most recent (0-0-1)	3, 11/20/21 - current (0-3-0)

ALL-TIME RESULTS

2017-18	(1-1-0)	2018-19	(2-0-0)	2019-20	(1-1-0)	2020-21	(0-0-0)	2021-22	(1-1-0)	2022-23	(0-1-1)
1/23	at VGK 6, CBJ 3	12/17	at CBJ 1, VGK 0	11/5	VGK 2, at CBJ 1	DID NOT PLAY		11/20	at VGK 3, CBJ 2	11/28	VGK 3, at CBJ 2 SO
3/6	at CBJ 4, VGK 1	2/9	CBJ 4, at VGK 3	1/11	CBJ 3, at VGK 0			3/13	at CBJ 6, VGK 4	3/19	at VGK 7, CBJ 2
2023-24	(1-1-0)										
3/4	at CBJ 6, VGK 3										
3/23	at VGK 4, CBJ 2										

SHUTOUTS

CBJ	2	12/17/18, Bobrovsky 28 saves (1-0 at CBJ); 1/11/20, Merzlikins 27 saves (3-0 at VGK)
VGK	0	None

HAT TRICKS

CBJ	2	3/13/22, Sillinger against Thompson (3) (6-4 W at CBJ); 3/4/24, Nylander against Hill (2) and EN (6-3 W at CBJ)
VGK	1	3/19/23, Eichel against Tarasov (2) and Hutchinson (1) (2-7 L at VGK)

PENALTY SHOTS

CBJ	0	None
VGK	0	None




OPPONENTS



WASHINGTON CAPITALS

Capital One Arena / 601 F Street NW / Washington, DC 20004

washingtoncapitals.com / p: 202.266.2200 / @Capitals



ALEX OVECHKIN

DIRECTORY

First Season: 1974-75

Home Ice: Capital One Arena

Capacity: 18,506 (opened in 1997)

Playoff Appearances: 32 (most recent, 2023-24)

Stanley Cup Titles: 1 (2018)

Sr. VP and General Manager: Chris Patrick

Head Coach: Spencer Carbery

Assistant Coaches:

Scott Allen, Mitch Love, Kirk Mueller, Kenny McCudden

Captain: Alex Ovechkin

Public Relations Contact: Sergey Kocharov

TV Play-By-Play: Joe Beninati

TV Color Analyst: Craig Laughlin

Radio Play-By-Play: John Walton

2024-25 SCHEDULE

DATE	HOME/AWAY	START (ET)
Nov. 2	at WSH	5 p.m.
Dec. 12	at CBJ	7 p.m.
Apr. 12	at CBJ	7 p.m.
Apr. 13	at WSH	6 p.m.

2023-24 SEASON

Record: 40-31-11, 91 pts.

Home: 22-12-7, 51 pts.

Away: 18-19-4, 40 pts.

Playoffs: Lost 4-0 (NYR) in Round 1

LEADERS

Points: Dylan Strome, 67

Goals: Alex Ovechkin, 31

Assists: John Carlson, 42

+/- (min. 40 GP): Anthony Mantha, +5

Def. Points: John Carlson, 52

Goaltending: Charlie Lindgren, 25-16-7, 2.67 GAA

2023-24 RESULTS (0-2-1)

DATE	RESULT	ATTN	W/L GOALTENDERS	GW GOAL
Nov. 4, 2023	at WSH 2, CBJ 1	18,573	Charlie Lindgren / Elvis Merzlikins	Sonny Milano
Nov. 18, 2023	at WSH 4, CBJ 3	18,573	Charlie Lindgren / Elvis Merzlikins	Hendrix Lapierre
Dec. 21, 2023	WSH 3, at CBJ 2 (OT)	18,172	Charlie Lindgren / Elvis Merzlikins	Alex Ovechkin

GOALS BY PERIOD	1ST	2ND	3RD	OT	TOTAL
Columbus	0	3	3	0	6
Washington	3	4	1	1	9

SHOTS BY PERIOD	1ST	2ND	3RD	OT	TOTAL
Columbus	29	35	41	2	107
Washington	25	33	21	6	85

POWER PLAY	GOALS	ATTEMPTS	PCT
Columbus	0	8	0.0
Washington	2	8	25.0

PENALTY KILLING	KILLS	ATTEMPTS	PCT
Columbus	6	8	75.0
Washington	8	8	100.0

SKATERS

COLUMBUS	GP	G	A	P	+/-	PIM	PP	SH	GW	EN	S	%
Johnny Gaudreau	3	1	1	2	+1	0	0	0	0	0	5	20.0
Cole Sillinger	3	1	1	2	+1	0	0	0	0	0	9	12.5
Dmitri Voronkov	3	1	1	2	+1	0	0	0	0	0	5	20.0
Yegor Chinakhov	3	1	0	1	+1	0	0	0	0	0	10	10.0
Justin Danforth	3	1	0	1	0	0	0	0	0	0	7	14.3

WASHINGTON	GP	G	A	P	+/-	PIM	PP	SH	GW	EN	S	%
Aliaksei Protas	3	1	3	4	+3	0	0	0	0	0	2	50.0
Alex Ovechkin	3	2	1	3	-1	0	1	0	1	0	12	16.7
Sonny Milano	2	2	1	3	+3	0	0	0	1	0	3	66.7
Hendrix Lapierre	3	1	2	3	+3	0	0	0	1	0	5	20.0
John Carlson	3	0	3	3	+1	2	0	0	0	0	10	0.0

GOALTENDING

COLUMBUS	GP	MIN	GA	GAA	SO	W	L	OTL	SA	SV%
Elvis Merzlikins	3	181	9	2.98	0	0	2	1	85	.894

WASHINGTON	GP	MIN	GA	GAA	SO	W	L	OTL	SA	SV%
Charlie Lindgren	3	184	6	1.96	0	3	0	0	107	.944



COLUMBUS VS. WASHINGTON ALL-TIME

SEASON	W-L-T/O	HOME	AWAY	GF-GA	SF-SA	PP	PK	PIM
2000-01	1-0-0-0	1-0-0-0	0-0-0-0	3-1	19-33	1-of-9	6-of-7	34-36
2001-02	0-2-0-0	0-1-0-0	0-1-0-0	5-11	51-66	1-of-9	4-of-5	10-18
2002-03	0-0-1-1	0-0-0-1	0-0-1-0	5-6	57-69	3-of-14	5-of-7	27-39
2003-04	0-1-0-0	0-1-0-0	0-0-0-0	3-5	28-24	1-of-4	1-of-2	4-8
2005-06	0-1-0	0-0-0	0-1-0	2-3	37-19	0-of-9	6-of-8	18-20
2006-07	DID NOT PLAY							
2007-08	0-0-1	0-0-1	0-0-0	3-4	31-37	0-of-4	3-of-3	6-8
2008-09	2-0-0	1-0-0	1-0-0	6-0	54-71	2-of-10	11-of-11	22-20
2009-10	1-1-0	0-1-0	1-0-0	7-7	68-63	2-of-9	9-of-11	34-20
2010-11	0-0-1	0-0-0	0-0-1	3-4	23-33	0-of-2	1-of-1	7-9
2011-12	0-1-0	0-1-0	0-0-0	2-4	37-26	0-of-1	0-of-1	6-6
2012-13	DID NOT PLAY							
2013-14	2-1-1	2-0-0	0-1-1	14-11	130-132	2-of-17	16-of-18	68-56
2014-15	2-2-1	1-1-1	1-1-0	16-19	135-170	4-of-18	16-of-19	95-93
2015-16	1-3-0	1-1-0	0-2-0	9-16	116-129	3-of-12	10-of-15	37-31
2016-17	2-2-1	1-1-0	1-1-1	8-12	146-145	2-of-15	11-of-12	38-44
2017-18	1-3-0	1-1-0	0-2-0	12-12	146-91	2-of-10	6-of-10	33-27
2018-19	3-1-0	1-1-0	2-0-0	7-6	118-115	3-of-14	10-of-11	24-30
2019-20	2-0-1	1-0-0	1-0-1	9-4	87-105	0-of-9	11-of-12	48-32
2020-21	DID NOT PLAY							
2021-22	1-3-0	0-2-0	1-1-0	11-18	114-126	3-of-10	8-of-11	26-24
2022-23	1-2-1	0-1-1	1-1-0	12-17	138-127	1-of-5	4-of-6	27-25
2023-24	0-2-1	0-0-1	0-2-0	6-9	107-85	0-of-8	6-of-8	20-20
TOTAL	19-25-1-9	10-12-0-5	9-13-1-4	143-169	1,642-1,666	30-of-189	144-of-178	584-566

	OVERALL	AT CBJ	AT WSH
Current Streak:	0-2-1 since 11/4/23	0-3-2 since 11/12/21	0-2-0 since 11/4/23
Last 10 Games:	2-6-2	3-5-2	5-4-1
Last Win:	3/21/23, 7-6 OT at WSH	12/16/19, 3-0	3/21/23, 7-6 OT
Last Regulation Loss:	11/18/23, 3-4 at WSH	1/5/23, 2-6	11/18/23, 3-4
Most Lopsided Win:	4, 2x (2/26/18 most recent, 5-1 at CBJ)	4, 2x (2/26/18 most recent, 5-1)	3, 2x (12/9/19 most recent, 5-2)
Most Lopsided Loss:	5, 2x (3/17/22 most recent, 2-7 at CBJ)	5, 3/17/22 (2-7)	5, 1/5/17 (0-5)
Last OT Game:	12/21/23, 2-3 OTL at CBJ	12/21/23, 2-3 OTL	3/21/23, 7-6 OTW
OT Record (W-L-T):	6-9-1	2-5-0	4-4-1
Most Goals Scored:	7, 3/21/23 (7-6 OTW at WSH)	5, 4x (2/26/18 most recent, 5-1 W)	7, 3/21/23 (7-6 OTW)
Most Goals Allowed:	7, 3/17/22 (2-7 L at CBJ)	7, 3/17/22 (2-7 L)	6, 2x (3/21/23 most recent, 7-6 OTW)
Most Goals, Both Teams:	13, 3/21/23 (7-6 OTW at WSH)	9, 4x, (3/17/22 most recent, 2-7 L)	13, 3/21/23 (7-6 OTW)
Longest Win Streak:	4, 1/12/19 - 12/16/19	2, 2x, 2/12/19 - 12/16/19 most recent	3, 11/9/18 - 12/9/19
Longest Pts. Streak:	5, 1/12/19 - 12/27/19 (4-0-0-1)	4, 1/17/14 - 1/27/15 (3-0-0-1)	4, 11/9/18 - 12/27/19 (3-0-0-1)
Longest Pointless Streak:	4, 4/2/17 - 2/9/18	3, 11/12/21 - 1/5/23	2, 3x, 11/4/23 - current, most recent
Longest Winless Streak:	7, 1/9/02 - 2/5/08 (0-4-1-2)	5, 11/12/21 - current (0-3-0-2)	4, 2x, 1/5/17 - 2/9/18, most recent (0-3-0-1)

ALL-TIME RESULTS

2000-01 (1-0-0-0) 10/27 at CBJ 3, WSH 1	2001-02 (0-2-0-0) 1/9 at WSH 6, CBJ 3 3/23 WSH 5, at CBJ 2	2002-03 (0-0-1-1) 11/5 WSH 4, at CBJ 3 OT 1/3 CBJ 2, at WSH 2 OT	2003-04 (0-1-0-0) 11/29 WSH 5, at CBJ 3	2005-06 (0-1-0) 10/5 at WSH 3, CBJ 2	2006-07 (0-0-0) DID NOT PLAY
2007-08 (0-0-1) 2/5 WSH 4, at CBJ 3 OT	2008-09 (2-0-0) 11/29 at CBJ 3, WSH 0 1/9 CBJ 3, at WSH 0	2009-10 (1-1-0) 11/1 CBJ 5, at WSH 4 OT 4/3 WSH 3, at CBJ 2	2010-11 (0-0-1) 3/31 at WSH 4, CBJ 3 OT	2011-12 (0-1-0) 12/31 WSH 4, at CBJ 2	2012-13 (0-0-0) DID NOT PLAY
2013-14 (2-1-1) 10/19 at WSH 4, CBJ 1 11/12 at WSH 4, CBJ 3 OT 1/17 at CBJ 5, WSH 1 1/30 at CBJ 5, WSH 2	2014-15 (2-2-1) 11/11 at WSH 4, CBJ 2 12/11 CBJ 3, at WSH 2 OT 12/18 WSH 5, at CBJ 4 OT 1/27 at CBJ 4, WSH 3 3/3 WSH 5, at CBJ 3	2015-16 (1-3-0) 10/30 at WSH 2, CBJ 1 1/2 at CBJ 5, WSH 4 SO 1/19 WSH 6, at CBJ 3 3/28 at WSH 4, CBJ 1	2016-17 (2-2-1) 11/15 at CBJ 2, WSH 1 OT 11/20 CBJ 3, at WSH 2 1/5 at WSH 5, CBJ 0 3/23 at WSH 2, CBJ 1 SO 4/2 WSH 3, at CBJ 2	2017-18 (1-3-0) 12/2 at WSH 4, CBJ 3 2/6 WSH 3, at CBJ 2 2/9 at WSH 4, CBJ 2 2/26 at CBJ 5, WSH 1	2018-19 (3-1-0) 11/9 CBJ 2, at WSH 1 12/8 WSH 4, at CBJ 0 1/12 CBJ 2, at WSH 1 OT 2/12 at CBJ 3, WSH 0
2019-20 (2-0-1) 12/9 CBJ 5, at WSH 2 12/16 at CBJ 3, WSH 0 12/27 at WSH 2, CBJ 1 OT	2020-21 (0-0-0) DID NOT PLAY	2021-22 (1-3-0) 11/12 WSH 4, at CBJ 3 12/4 at WSH 3, CBJ 1 2/8 CBJ 5, at WSH 4 3/17 WSH 7, at CBJ 2	2022-23 (1-2-1) 1/5 WSH 6, at CBJ 2 1/8 at WSH 1, CBJ 0 1/31 WSH 4, at CBJ 3 OT 3/21 CBJ 7, at WSH 6 OT	2023-24 (0-2-1) 11/4 at WSH 2, CBJ 1 11/18 at WSH 4, CBJ 3 12/21 at WSH 3, CBJ 2 OT	

SHUTOUTS

CBJ	4	11/29/08, Mason 26 saves (3-0 at CBJ); 1/9/09, Mason 45 saves (3-0 at WSH); 2/12/19, Bobrovsky 20 saves (3-0 at CBJ); 12/16/19, Korpisalo 30 saves (3-0 at CBJ)
WSH	3	1/5/17, Holtby 29 saves (0-5 at WSH); 12/8/18, Holtby 28 saves (0-4 at CBJ); 1/8/23, Kuemper 38 saves (0-1 at WSH)

HAT TRICKS

CBJ	0	None
WSH	1	11/29/03, Bondra against Denis (2) and Brathwaite (1) (3-5 L at CBJ)


PENALTY SHOTS

CBJ	1	3/3/15, Hartnell unsuccessful against Holtby (3-5 L at CBJ)
WSH	2	1/20/16, Ovechkin unsuccessful against Bobrovsky (3-6 L at CBJ); 11/4/23, Wilson unsuccessful against Merzlikins (1-2 L at WSH)



WINNIPEG JETS

Canada Life Centre / 300 Portage Ave. / Winnipeg, MB R3C 5S4
winnipegjets.com / p: 204.987.7825 / @NHLJets



JOSH MORRISSEY

DIRECTORY

First Season: 1999-2000
(Relocated from Atlanta in 2011)
Home Ice: Canada Life Centre
Capacity: 15,321 (opened in 2004)
Playoff Appearances: 8 (most recent, 2023-24)
Stanley Cup Titles: None
Executive VP and GM: Kevin Cheveldayoff
Head Coach: Scott Arniel
Assistant Coaches:
 Dean Chynoweth, Davis Payne,
 Marty Johnston, Wade Flaherty
Captain: Adam Lowry
Public Relations Contact: Scott Brown

TV Play-By-Play: Dan Robertson
TV Color Analyst: Kevin Sawyer
Radio Play-By-Play: Paul Edmonds
Radio Color Analyst: Mitchell Clinton

2024-25 SCHEDULE

DATE	HOME/AWAY	START (ET)
Nov. 1	at CBJ	7 p.m.
Dec. 8	at WPG	6 p.m.

2023-24 SEASON

Record: 52-24-6, 110 pts.
Home: 27-11-3, 57 pts.
Away: 25-13-3, 53 pts.
Playoffs: Lost 4-1 (COL) in Round 1

LEADERS

Points: Mark Scheifele, 72
Goals: Kyle Connor, 34
Assists: Josh Morrissey, 59
+/- (min. 40 GP): Dylan DeMelo, +46
Def. Points: Josh Morrissey, 69
Goaltending: Connor Hellebuyck, 37-19-4, 2.39 GAA

2023-24 RESULTS (0-2-0)

DATE	RESULT	ATTN	W/L GOALTENDERS	GW GOAL
Jan. 9, 2024	at WPG 5, CBJ 0	12,512	Connor Hellebuyck / Daniil Tarasov	Brenden Dillon
Mar. 17, 2024	WPG 6, at CBJ 1	16,193	Connor Hellebuyck / Elvis Merzlikins	Nikolaj Ehlers

GOALS BY PERIOD	1ST	2ND	3RD	OT	TOTAL
Columbus	0	0	1	-	1
Winnipeg	2	6	3	-	11

SHOTS BY PERIOD	1ST	2ND	3RD	OT	TOTAL
Columbus	19	17	24	-	60
Winnipeg	12	22	16	-	50

POWER PLAY	GOALS	ATTEMPTS	PCT
Columbus	0	5	0.0
Winnipeg	1	4	25.0

PENALTY KILLING	KILLS	ATTEMPTS	PCT
Columbus	3	4	75.0
Winnipeg	5	5	100.0

SKATERS

COLUMBUS	GP	G	A	P	+/-	PIM	PP	SH	GW	EN	S	%
Brendan Gaunce	1	1	0	1	1	0	0	0	0	0	1	100.0
Mathieu Olivier	2	0	1	1	0	0	0	0	0	0	1	0.0
Jacob Christiansen	1	0	1	1	-1	0	0	0	0	0	2	0.0
Jake Bean	2	0	0	0	-4	2	0	0	0	0	1	0.0
Erik Gudbranson	2	0	0	0	-4	2	0	0	0	0	2	0.0

WINNIPEG	GP	G	A	P	+/-	PIM	PP	SH	GW	EN	S	%
Cole Perfetti	1	2	1	3	2	0	0	0	0	0	3	66.7
Tyler Toffoli	1	2	1	3	3	2	0	0	0	0	2	100.0
Nikolaj Ehlers	2	1	2	3	4	0	0	0	1	0	3	33.3
Adam Lowry	2	0	2	2	1	0	0	0	0	0	1	0.0
Mark Scheifele	2	0	2	2	2	2	0	0	0	0	2	0.0

GOALTENDING

COLUMBUS	GP	MIN	GA	GAA	SO	W	L	OTL	SA	SV%
Daniil Tarasov	1	60	5	5.00	0	0	1	0	23	.783
Elvis Merzlikins	1	60	6	6.04	0	0	1	0	27	.778

WINNIPEG	GP	MIN	GA	GAA	SO	W	L	OTL	SA	SV%
Connor Hellebuyck	2	120	1	0.50	1	2	0	0	60	.983



COLUMBUS VS. WINNIPEG ALL-TIME

SEASON	W-L-T/O	HOME	AWAY	GF-GA	SF-SA	PP	PK	PIM
2000-01	1-1-0-0	0-1-0-0	1-0-0-0	4-2	56-60	1-of-8	10-of-10	32-41
2001-02	1-0-0-0	1-0-0-0	0-0-0-0	5-4	31-31	3-of-4	3-of-3	11-13
2002-03	0-2-0-0	0-1-0-0	0-1-0-0	4-6	67-57	1-of-10	10-of-11	32-40
2003-04	1-1-0-0	1-0-0-0	0-1-0-0	5-4	50-41	0-of-12	11-of-13	52-50
2005-06	0-1-0	0-0-0	0-1-0	2-5	28-31	1-of-5	5-of-6	31-19
2006-07	DID NOT PLAY							
2007-08	1-0-0	1-0-0	0-0-0	2-0	28-21	1-of-4	2-of-2	9-13
2008-09	1-0-0	0-0-0	1-0-0	2-0	31-15	0-of-3	2-of-2	11-13
2009-10	2-0-0	1-0-0	1-0-0	6-4	42-64	1-of-6	8-of-10	22-14
2010-11	1-0-0	0-0-0	1-0-0	3-0	42-25	0-of-1	2-of-2	4-2
2011-12	1-0-0	1-0-0	0-0-0	2-1	27-36	0-of-4	5-of-5	15-13
2012-13	DID NOT PLAY							
2013-14	1-1-0	0-1-0	1-0-0	8-6	50-63	0-of-6	7-of-9	30-24
2014-15	0-2-0	0-1-0	0-1-0	2-8	63-61	1-of-9	5-of-7	23-35
2015-16	0-2-0	0-1-0	0-1-0	6-9	50-62	1-of-9	4-of-6	34-30
2016-17	1-1-0	0-1-0	1-0-0	9-8	74-66	2-of-4	3-of-7	18-12
2017-18	2-0-0	1-0-0	1-0-0	7-3	76-56	0-of-7	7-of-7	14-14
2018-19	0-2-0	0-1-0	0-1-0	5-9	73-52	2-of-7	6-of-7	19-29
2019-20	1-1-0	1-0-0	0-1-0	7-7	64-61	4-of-6	4-of-5	10-12
2020-21	DID NOT PLAY							
2021-22	1-0-1	1-0-0	0-0-1	6-4	68-69	3-of-5	5-of-6	16-14
2022-23	2-0-0	1-0-0	1-0-0	7-2	50-76	1-of-8	10-of-12	24-16
2023-24	0-2-0	0-1-0	0-1-0	1-11	60-50	0-of-5	3-of-4	12-14
TOTAL	17-16-0-1	9-8-0-0	8-8-0-1	93-93	1,030-997	22-of-123	112-of-134	419-418

	OVERALL	AT CBJ	AT WPG/ATL
Current Streak:	0-2-0 since 1/9/24	0-1-0 since 3/17/24	0-1-0 since 1/9/24
Last 10 Games:	4-5-1	4-6-0	4-5-1
Last Win:	2/16/23, 3-1 at CBJ	2/16/23, 3-1	12/2/22, 4-1
Last Regulation Loss:	3/17/24, 1-6 at CBJ	3/17/24, 1-6	1/9/24, 0-5
Most Lopsided Win:	3, 6x (12/2/22 most recent, 4-1 at WPG)	3, 11/24/21 (3-0)	3, 5x (12/2/22 most recent, 4-1)
Most Lopsided Loss:	5, 2x (3/17/24, most recent 1-6 at CBJ)	5, 3/17/24 (1-6)	5, 1/9/24 (0-5)
Last OT Game:	3/25/22, 3-4 OTL at WPG	10/27/17, 2-1 OTW	3/25/22, 3-4 OTL
OT Record (W-L-T):	2-1-0	2-0-0	0-1-0
Most Goals Scored:	6, 1/11/14 (6-3 W at WPG)	5, 4/12/02 (5-4 OTW)	6, 1/11/14 (6-3 W)
Most Goals Allowed:	6, 2x (3/17/24 most recent, 1-6 L at CBJ)	6, 3/17/24 (1-6 L)	6, 12/10/15 (4-6 L)
Most Goals, Both Teams:	10, 12/10/15 (4-6 L)	9, 2x (4/6/17 most recent, 4-5 L)	10, 12/10/15 (4-6 L)
Longest Win Streak:	6, 12/26/07 - 11/12/11	4, 11/7/03 - 11/12/11	4, 11/22/08 - 1/11/14
Longest Pts. Streak:	6, 12/26/07 - 11/12/11 (6-0-0)	4, 11/7/03 - 11/12/11 (4-0-0)	4, 11/22/08 - 1/11/14 (4-0-0-0)
Longest Pointless Streak:	4, 11/25/14 - 12/10/15	4, 12/16/13 - 4/6/17	3, 3/17/03 - 12/9/05
Longest Winless Streak:	4, 11/25/14 - 12/10/15 (0-4-0)	4, 12/16/13 - 4/6/17 (0-4-0)	3, 2x, 1/31/19 - 3/25/22, most recent (0-2-0-1)

ALL-TIME RESULTS

2000-01 (1-1-0-0)	2001-02 (1-0-0-0)	2002-03 (0-2-0-0)	2003-04 (1-1-0-0)	2005-06 (0-1-0)	2006-07 (0-0-0-0)
12/2 ATL 2, at CBJ 1 3/16 CBJ 3, at ATL 0	4/12 at CBJ 5, ATL 4 OT	3/17 at ATL 3, CBJ 2 3/22 ATL 3, at CBJ 2	10/9 at ATL 2, CBJ 1 11/7 at CBJ 4, ATL 2	12/9 at ATL 5, CBJ 2	DID NOT PLAY
2007-08 (1-0-0)	2008-09 (1-0-0)	2009-10 (2-0-0)	2010-11 (1-0-0)	2011-12 (1-0-0)	2012-13 (0-0-0-0)
12/26 at CBJ 2, ATL 0	11/22 CBJ 2, at ATL 0	11/5 CBJ 4, at ATL 3 3/11 at CBJ 2, ATL 1	11/4 CBJ 3, at ATL 0	11/12 at CBJ 2, WPG 1	DID NOT PLAY
2013-14 (1-1-0)	2014-15 (0-2-0)	2015-16 (0-2-0)	2016-17 (1-1-0)	2017-18 (2-0-0)	2018-19 (0-2-0)
12/16 WPG 3, at CBJ 2 1/11 CBJ 6, at WPG 3	11/25 WPG 4, at CBJ 2 1/21 at WPG 4, CBJ 0	10/31 WPG 3, at CBJ 2 12/10 at WPG 6, CBJ 4	12/29 CBJ 5, at WPG 3 4/6 WPG 5, at CBJ 4	10/17 CBJ 5, at WPG 2 10/27 at CBJ 2, WPG 1 OT	1/31 at WPG 4, CBJ 3 3/3 WPG 5, at CBJ 2
2019-20 (1-1-0)	2020-21 (0-0-0)	2021-22 (1-0-1)	2022-23 (2-0-0)	2023-24 (0-2-0)	
11/23 at WPG 4, CBJ 3 1/22 at CBJ 4, WPG 3	DID NOT PLAY	11/24 at CBJ 3, WPG 0 3/25 at WPG 4, CBJ 3 OT	12/2 CBJ 4, at WPG 1 2/16 at CBJ 3, WPG 1	1/9 at WPG 5, CBJ 0 3/17 WPG 6, at CBJ 1	

SHUTOUTS

CBJ 5	3/16/01, Tugnutt 34 saves (3-0 at ATL); 12/26/07, Leclaire 21 saves (2-0 at CBJ); 11/22/08, Mason 15 saves (2-0 at ATL); 11/4/10, Garon 25 saves (3-0 at ATL); 11/24/21, Merzlikins 36 saves (3-0 at CBJ)
WPG 2	1/21/15, Hutchinson 29 saves (0-4 at WPG); 1/9/24, Hellebuyck 29 saves (0-5 at WPG)

HAT TRICKS

CBJ 2	3/16/01, Wright against Maracle (2) and EN (3-0 W at ATL); 11/7/03, Vyborny against Dafoe (2) and EN (4-2 W at CBJ)
WPG 2	12/9/05, Petrovicky against Leclaire (2) and EN (2-5 L at ATL); 3/3/19, Wheeler against Bobrovsky (3) and EN (2-5 L at CBJ)

PENALTY SHOTS

CBJ 1	1/11/14, Jenner goal against Pavelec (6-3 W at WPG)
WPG 1	4/12/02, Hrkac goal against Denis (5-4 OTW at CBJ)



RECORD BOOK



TEAM TOTALS

Games Played:	1,814	Ties, Road:	15	Shorthanded Goals:	142	Shootout Wins:	79
Wins:	767	Goals (No SO Goals):	4,726	Overtime Games:	412	Shootout Wins, Home:	41
Wins, Home:	444	Goals, Home:	2,513	Overtime Wins:	192	Shootout Wins, Road:	38
Wins, Road:	323	Goals, Road:	2,213	Overtime Wins, Home:	104	Shootout Losses:	78
Regulation Losses:	827	Goals Against (No SO Goals):	5,464	Overtime Wins, Road:	88	Shootout Losses, Home:	40
Regulation Losses, Home:	357	Goals Against, Home:	2,570	Overtime Losses:	109	Shootout Losses, Road:	38
Regulation Losses, Road:	470	Goals Against, Road:	2,894	Overtime Losses, Home:	49	Shutouts For:	108
Ties:	33	Penalty Minutes:	21,794	Overtime Losses, Road:	60	Shutouts Against:	148
Ties, Home:	18	Power Play Goals:	1,055	Shootout Games:	157		

TEAM TOTALS BY SEASON

GOALS SCORED

YEAR	G	AVG.	RANK
2000-01	190	2.32 avg.	26th
2001-02	164	2.00 avg.	30th
2002-03	213	2.60 avg.	16th
2003-04	177	2.16 avg.	29th
2005-06	215	2.62 avg.	28th
2006-07	196	2.39 avg.	28th
2007-08	190	2.32 avg.	29th
2008-09	220	2.68 avg.	21st
2009-10	214	2.61 avg.	20th-T
2010-11	210	2.56 avg.	24th
2011-12	198	2.41 avg.	26th
2012-13	115	2.40 avg.	25th
2013-14	226	2.76 avg.	12th
2014-15	227	2.77 avg.	12th
2015-16	213	2.60 avg.	18th-T
2016-17	247	3.01 avg.	6th
2017-18	236	2.88 avg.	17th
2018-19	256	3.12 avg.	12th-T
2019-20	180	2.57 avg.	27th-T
2020-21	134	2.39 avg.	28th-T
2021-22	258	3.15 avg.	14th
2022-23	213	2.60 avg.	30th
2023-24	234	2.85 avg.	24th-T

2012-13	52.0	4th-T
2013-14	51.6	8th-T
2014-15	49.3	17th
2015-16	49.0	24th
2016-17	48.6	20th
2017-18	48.4	26th
2018-19	50.3	16th
2019-20	48.5	26th
2020-21	45.3	30th
2021-22	48.5	21st
2022-23	48.6	23rd
2023-24	47.2	27th

SHOTS

YEAR	SF	AVG.	RANK
2000-01	2,082	25.4 avg.	27th
2001-02	2,046	25.0 avg.	27th
2002-03	2,143	26.1 avg.	27th
2003-04	2,280	27.8 avg.	18th
2005-06	2,250	27.4 avg.	29th
2006-07	2,273	27.7 avg.	25th
2007-08	2,381	29.0 avg.	14th
2008-09	2,370	28.9 avg.	20th-T
2009-10	2,338	28.5 avg.	26th
2010-11	2,506	30.6 avg.	14th
2011-12	2,454	29.9 avg.	14th
2012-13	1,283	26.7 avg.	27th
2013-14	2,431	29.6 avg.	19th
2014-15	2,366	28.9 avg.	24th
2015-16	2,387	29.1 avg.	21st
2016-17	2,540	31.0 avg.	9th
2017-18	2,761	33.7 avg.	5th
2018-19	2,592	31.6 avg.	16th
2019-20	2,272	32.5 avg.	6th
2020-21	1,625	29.0 avg.	21st-T
2021-22	2,463	30.0 avg.	20th-T
2022-23	2,399	29.3 avg.	26th
2023-24	2,458	30.0 avg.	20th

SHOTS AGAINST

YEAR	SA	AVG.	RANK
2000-01	2,475	30.2 avg.	26th
2001-02	2,469	30.1 avg.	25th
2002-03	2,641	32.2 avg.	28th
2003-04	2,623	32.0 avg.	28th
2005-06	2,762	33.7 avg.	28th
2006-07	2,345	28.6 avg.	10th
2007-08	2,247	27.4 avg.	6th-T
2008-09	2,281	27.8 avg.	3rd
2009-10	2,514	30.7 avg.	17th
2010-11	2,447	29.8 avg.	11th
2011-12	2,537	30.9 avg.	25th
2012-13	1,436	29.9 avg.	19th
2013-14	2,524	30.8 avg.	20th
2014-15	2,742	33.4 avg.	28th
2015-16	2,550	31.1 avg.	26th-T
2016-17	2,489	30.4 avg.	17th-T
2017-18	2,567	31.3 avg.	11th-T
2018-19	2,418	29.5 avg.	6th-T
2019-20	2,092	29.9 avg.	7th
2020-21	1,815	32.4 avg.	28th
2021-22	2,887	35.2 avg.	31st
2022-23	2,904	35.4 avg.	31st
2023-24	2,822	34.4 avg.	31st

PENALTY MINUTES

YEAR	PIM	AVG.	RANK
2000-01	1,234	15.0 avg.	15th
2001-02	1,198	14.6 avg.	20th
2002-03	1,505	18.4 avg.	2nd
2003-04	1,209	14.7 avg.	17th-T
2005-06	1,396	17.0 avg.	12th
2006-07	1,357	16.5 avg.	28th
2007-08	1,301	16.2 avg.	25th
2008-09	1,207	15.0 avg.	21st
2009-10	1,070	13.2 avg.	18th
2010-11	1,127	13.6 avg.	22nd-T
2011-12	1,053	12.6 avg.	23rd-T
2012-13	605	12.6 avg.	23rd
2013-14	910	11.1 avg.	10th
2014-15	978	11.9 avg.	28th
2015-16	995	12.1 avg.	28th
2016-17	714	8.7 avg.	9th
2017-18	565	6.9 avg.	3rd
2018-19	512	6.2 avg.	2nd
2019-20	458	6.5 avg.	2nd
2020-21	391	7.0 avg.	5th-T
2021-22	635	7.7 avg.	6th
2022-23	654	8.0 avg.	8th
2023-24	670	8.2 avg.	9th

SHUTOUTS

YEAR	SO
2000-01	4
2001-02	3
2002-03	5
2003-04	5
2005-06	1
2006-07	4
2007-08	11
2008-09	11
2009-10	7
2010-11	6
2011-12	2
2012-13	4
2013-14	8
2014-15	2
2015-16	1
2016-17	8
2017-18	5
2018-19	9
2019-20	7
2020-21	2
2021-22	2
2022-23	0
2023-24	1

SHUTOUTS AGAINST

YEAR	SO
2000-01	7
2001-02	11
2002-03	9
2003-04	11
2005-06	5
2006-07	16
2007-08	6
2008-09	6
2009-10	4
2010-11	6
2011-12	5
2012-13	5
2013-14	4
2014-15	6
2015-16	5
2016-17	5
2017-18	3
2018-19	6
2019-20	4
2020-21	5
2021-22	5
2022-23	8
2023-24	6

GOALS AGAINST

YEAR	GA	AVG.	RANK
2000-01	233	2.84 avg.	19th
2001-02	255	3.11 avg.	28th
2002-03	263	3.21 avg.	29th
2003-04	238	2.90 avg.	24th
2005-06	276	3.37 avg.	26th
2006-07	244	2.98 avg.	16th
2007-08	210	2.56 avg.	8th
2008-09	223	2.72 avg.	9th-T
2009-10	249	3.04 avg.	24th
2010-11	250	3.05 avg.	26th
2011-12	257	3.13 avg.	28th
2012-13	115	2.40 avg.	9th-T
2013-14	214	2.61 avg.	13th
2014-15	248	3.02 avg.	25th
2015-16	248	3.02 avg.	29th
2016-17	193	2.35 avg.	2nd
2017-18	226	2.76 avg.	9th-T
2018-19	231	2.82 avg.	11th
2019-20	183	2.61 avg.	3rd-T
2020-21	184	3.29 avg.	24th-T
2021-22	297	3.62 avg.	28th
2022-23	329	4.01 avg.	31st
2023-24	298	3.63 avg.	31st

FACEOFF PERCENTAGE

YEAR	PCT.	RANK
2000-01	50.5	12th
2001-02	50.1	15th-T
2002-03	48.6	23rd
2003-04	47.8	25th
2005-06	49.4	20th
2006-07	50.2	14th
2007-08	52.3	4th
2008-09	51.2	11th-T
2009-10	51.0	9th
2010-11	51.2	8th-T
2011-12	50.9	9th



SPECIAL TEAMS BY SEASON continued

YEAR	PENALTY KILL				HOME				ROAD				OVERALL			
	GA	ATT	PCT	RANK	GA	ATT	PCT	RANK	GA	ATT	PCT	RANK	GA	ATT	PCT	RANK
2006-07	37	207	82.1	20th	48	246	80.5	18th	85	453	81.2	21st				
2007-08	31	170	81.8	22nd	32	208	84.6	5th	63	378	83.3	9th				
2008-09	27	174	84.5	8th	35	172	79.7	21st	62	346	82.1	13th				
2009-10	25	153	83.7	11th-T	36	181	80.1	20th	61	334	81.7	17th				
2010-11	25	154	83.8	12th	37	160	76.9	26th	62	314	80.3	22nd				
2011-12	25	128	80.5	26th	39	146	73.3	30th	64	274	76.6	30th				
2012-13	8	67	88.1	6th	17	77	77.9	21st	25	144	82.6	11th				
2013-14	21	143	85.3	4th	29	137	78.8	25th-T	50	280	82.1	14th-T				
2014-15	30	142	78.9	27th	30	161	81.4	12th	60	303	80.2	23rd-T				
2015-16	22	126	82.5	16th	31	153	79.7	19th	53	279	81.0	19th				
2016-17	17	102	83.3	10th	22	121	81.8	13th	39	223	82.5	9th-T				
2017-18	19	105	81.9	14th	32	109	70.6	30th	51	214	76.2	26th-T				
2018-19	14	93	85.0	5th	16	107	85.1	3rd	30	200	85.0	1st-T				
2019-20	15	94	84.0	6th-T	16	75	78.7	18th-T	31	169	81.7	12th				
2020-21	18	67	73.1	31st	10	66	84.9	6th-T	28	133	79.0	20th-T				
2021-22	27	129	79.1	18th	24	109	78.0	18th	51	238	78.6	20th				
2022-23	27	123	78.1	21st	32	114	71.9	27th	59	237	75.1	25th				
2023-24	22	114	80.7	15th	34	122	72.1	31st	56	236	76.3	26th				

YEAR	SHORTHANDED				HOME				ROAD				OVERALL			
	GF	RANK	GA	RANK	GF	RANK	GA	RANK	GF	RANK	GA	RANK	GF	RANK	GA	RANK
2000-01	1	28th-T	5	20th-T	2	25th-T	3	5th-T	3	28th-T	8	14th-T				
2001-02	2	22nd-T	3	9th-T	1	22nd-T	5	19th-T	3	26th-T	8	17th-T				
2002-03	4	9th-T	3	7th-T	8	1st-T	6	26th	12	2nd-T	9	20th-T				
2003-04	2	20th-T	7	27th-T	3	22nd-T	7	27th-T	5	24th-T	14	27th-T				
2005-06	6	10th-T	6	19th-T	4	16th-T	2	2nd	10	14th-T	8	8th-T				
2006-07	2	22nd-T	3	7th-T	4	15th-T	7	23rd-T	6	21st-T	10	17th-T				
2007-08	2	23rd-T	4	13th-T	6	5th-T	1	1st	8	12th-T	5	4th-T				
2008-09	4	12th-T	6	26th-T	4	12th-T	6	24th-T	8	11th-T	12	27th				
2009-10	3	18th-T	3	16th-T	3	10th-T	6	23rd-T	6	16th-T	9	26th-T				
2010-11	1	26th-T	8	28th-T	5	8th-T	3	11th-T	6	15th-T	11	26th-T				
2011-12	3	14th-T	5	23rd-T	4	6th-T	3	14th-T	7	9th-T	8	21st-T				
2012-13	1	13th-T	1	5th-T	2	7th-T	1	6th-T	3	8th-T	2	7th-T				
2013-14	5	6th-T	3	13th-T	4	6th-T	5	20th-T	9	6th-T	8	20th-T				
2014-15	1	22nd-T	4	20th-T	4	7th-T	1	1st-T	5	17th	5	11th-T				
2015-16	3	12th-T	5	26th-T	0	28th-T	3	13th-T	3	24th-T	8	22nd-T				
2016-17	2	15th-T	1	2nd-T	8	1st-T	1	1st-T	10	2nd-T	2	1st-T				
2017-18	2	23rd-T	1	1st-T	2	20th-T	6	26th-T	4	25th-T	7	18th-T				
2018-19	6	7th-T	2	9th-T	2	23rd-T	4	15th-T	8	11th-T	6	10th				
2019-20	2	22nd-T	3	14th-T	1	23rd-T	2	5th-T	3	29th-T	5	7th-T				
2020-21	5	1st-T	0	1st-T	1	16th-T	2	10th-T	6	6th-T	2	3rd-T				
2021-22	5	8th-T	0	1st-T	2	17th-T	6	28th-T	7	12th-T	6	14th-T				
2022-23	5	8th-T	4	18th-T	0	30th-T	5	22nd-T	5	26th-T	9	21st-T				
2023-24	1	26th-T	2	4th-T	4	11th-T	4	17th-T	5	24th-T	6	9th-T				

SITUATIONAL SCORING BY SEASON

YEAR	5-ON-5	5-ON-4	5-ON-3	4-ON-4	4-ON-3	3-ON-3	3-ON-4	3-ON-5	4-ON-5	EMPTY NET	PEN. SHOT
2000-01	115-137	45-9	7-0	6-9	1-0	0-0	1-0	0-2	2-67	9-7	2-0
2001-02	99-170	41-7	4-0	7-13	3-0	0-0	0-1	0-3	3-46	4-9	0-1
2002-03	116-178	63-8	4-0	5-9	4-0	0-0	0-1	0-5	12-54	9-4	0-0
2003-04	101-155	47-11	8-0	8-7	2-0	0-0	0-0	0-3	3-48	4-10	1-1
2005-06	123-159	53-8	7-0	7-5	3-0	0-0	1-1	0-10	8-82	3-8	1-0
2006-07	110-130	50-7	9-0	10-13	2-0	0-0	0-3	0-12	6-68	2-5	0-1
2007-08	112-126	45-1	6-0	10-10	1-0	0-0	0-2	1-7	5-52	9-9	0-2
2008-09	153-132	39-9	1-0	9-8	1-0	0-1	0-1	0-6	7-55	7-9	1-0
2009-10	136-167	45-8	5-0	5-9	1-0	0-0	0-1	1-4	5-54	11-3	1-1
2010-11	139-160	33-11	5-0	10-9	1-0	0-0	0-1	0-4	6-55	9-7	0-0
2011-12	131-162	41-6	6-0	2-8	0-0	0-0	0-0	0-1	6-63	9-12	1-0
2012-13	83-82	19-1	1-0	4-4	2-0	0-0	0-1	0-3	3-19	2-6	0-0
2013-14	148-136	46-7	5-0	4-8	3-0	0-0	1-1	0-2	8-45	8-8	1-0
2014-15	144-168	50-4	1-0	7-2	2-0	0-0	0-1	0-6	5-53	11-12	2-0
2015-16	150-161	38-9	4-0	1-2	1-0	1-4	0-1	0-4	2-44	11-18	1-0
2016-17	168-133	39-2	0-0	7-2	1-0	9-4	0-2	0-2	8-33	9-9	2-0
2017-18	169-149	36-7	1-0	2-5	1-0	8-3	0-1	0-1	3-48	10-10	0-0
2018-19	186-170	30-5	2-0	2-5	2-0	6-3	0-0	0-1	6-30	15-11	1-1
2019-20	126-123	27-6	2-0	2-4	1-0	5-7	0-4	0-0	4-26	10-6	1-0
2020-21	96-130	18-2	0-0	1-1	0-0	3-9	0-0	0-2	5-26	5-11	1-0
2021-22	177-214	37-6	2-0	5-1	0-1	7-4	0-2	0-4	7-44	18-13	0-0
2022-23	143-231	39-8	1-0	2-6	1-0	8-7	0-1	0-5	4-52	10-14	0-0
2023-24	175-196	29-7	2-0	4-4	1-0	3-9	0-2	0-0	4-53	11-19	0-0
TOTAL	2,924-3,373	885-142	81-0	116-140	33-1	47-42	3-25	2-87	118-1,064	185-204	16-7



ALL-TIME STATISTICS

20-PLUS GOAL SEASONS

PLAYER	SEASON	DATE/OPPONENT	TGM	PGM	TOT	PLAYER	SEASON	DATE/OPPONENT	TGM	PGM	TOT
Geoff Sanderson	2000-01	Jan. 21 vs. Tampa Bay	48	48	30	Ryan Johansen	2014-15	Feb. 6 vs. St. Louis	50	50	26
Steve Heinze*	2000-01	Feb. 28 vs. Phoenix	64	61	22*	Nick Foligno	2014-15	Feb. 6 vs. St. Louis	50	49	31
Ray Whitney	2001-02	Mar. 21 vs. Detroit	70	57	21	Scott Hartnell	2014-15	Mar. 13 vs. Edmonton	68	63	28
Mike Sillinger	2001-02	Apr. 6 at Montreal	78	76	20	Cam Atkinson	2014-15	Mar. 28 at St. Louis	75	71	22
Geoff Sanderson	2002-03	Dec. 31 vs. Pittsburgh	37	37	34	Brandon Saad	2015-16	Feb. 11 vs. Anaheim	56	55	31
Ray Whitney	2002-03	Mar. 6 vs. Vancouver	66	65	24	Boone Jenner	2015-16	Feb. 22 at Boston	60	60	30
Andrew Cassels	2002-03	Apr. 4 vs. Detroit	81	78	20	Scott Hartnell	2015-16	Feb. 27 vs. Florida	63	61	23
David Vyborny	2002-03	Apr. 6 at Minnesota	79	82	20	Cam Atkinson	2015-16	Feb. 29 at NY Rangers	64	63	27
Rick Nash	2003-04	Dec. 19 vs. Calgary	31	31	41	Cam Atkinson	2016-17	Jan. 10 at Carolina	40	40	35
David Vyborny	2003-04	Mar. 14 at Minnesota	72	72	22	Nick Foligno	2016-17	Feb. 15 vs. Toronto	56	54	26
Nikolai Zherdev	2005-06	Mar. 4 at Los Angeles	60	59	27	Brandon Saad	2016-17	Mar. 4 at Ottawa	63	63	24
Rick Nash	2005-06	Mar. 15 at Chicago	66	38	31	Artemi Panarin	2017-18	Mar. 4 at San Jose	66	66	27
David Vyborny	2005-06	Apr. 15 vs. Chicago	80	78	22	Cam Atkinson	2017-18	Mar. 27 at Edmonton	77	61	24
Rick Nash	2006-07	Mar. 3 at Phoenix	66	59	27	Pierre-Luc Dubois	2017-18	Apr. 3 vs. Detroit	80	80	20
Fredrik Modin	2006-07	Mar. 25 at St. Louis	75	72	22	Cam Atkinson	2018-19	Dec. 20 vs. New Jersey	34	33	41
Rick Nash	2007-08	Dec. 31 vs. Edmonton	39	37	38	Artemi Panarin	2018-19	Jan. 31 at Winnipeg	50	48	28
Nikolai Zherdev	2007-08	Jan. 19 at Dallas	48	48	26	Pierre-Luc Dubois	2018-19	Feb. 5 at Colorado	52	52	27
Rick Nash	2008-09	Jan. 27 vs. Detroit	48	44	40	Josh Anderson	2018-19	Feb. 16 at Chicago	57	57	27
R.J. Umberger	2008-09	Feb. 19 at Toronto	59	59	26	Oliver Bjorkstrand	2018-19	Mar. 30 at Nashville	78	73	23
Kristian Huselius	2008-09	Mar. 13 at Chicago	66	65	21	Oliver Bjorkstrand	2019-20	Feb. 18 at Philadelphia	61	48	21
Rick Nash	2009-10	Jan. 16 vs. Chicago	50	50	33	Zach Werenski	2019-20	Mar. 1 vs. Vancouver	67	60	20
Antoine Vermette	2009-10	Mar. 2 vs. Vancouver	64	64	27	Boone Jenner	2021-22	Feb. 17 at Chicago	48	48	23
R.J. Umberger	2009-10	Mar. 11 vs. Atlanta	68	68	23	Patrik Laine	2021-22	Mar. 2 vs. New Jersey	54	35	26
Kristian Huselius	2009-10	Mar. 19 vs. Minnesota	71	63	23	Oliver Bjorkstrand	2021-22	Mar. 7 vs. Toronto	57	55	28
Rick Nash	2010-11	Jan. 8 at Los Angeles	42	41	32	Jack Roslovic	2021-22	Apr. 22 vs. Ottawa	78	77	22
R.J. Umberger	2010-11	Feb. 25 vs. Phoenix	60	60	25	Patrik Laine	2022-23	Apr. 7 at Pittsburgh	64	49	22
Rick Nash	2011-12	Feb. 21 vs. San Jose	60	60	30	Boone Jenner	2022-23	Mar. 11 vs. St. Louis	65	54	26
R.J. Umberger	2011-12	Apr. 7 at NY Islanders	82	77	20	Kirill Marchenko	2022-23	Mar. 28 at NY Rangers	73	50	21
Ryan Johansen	2013-14	Jan. 30 vs. Washington	54	54	33	Johnny Gaudreau	2022-23	Apr. 13 vs. Pittsburgh	81	79	21
Artem Anisimov	2013-14	Mar. 29 at Carolina	74	73	22	Boone Jenner	2023-24	Mar. 14 vs. Ottawa	66	51	22
Cam Atkinson	2013-14	Apr. 1 vs. Colorado	75	72	21	Kirill Marchenko	2023-24	Apr. 1 vs. Colorado	75	71	23

*Had 22 goals in 65 games with Columbus before being traded to Buffalo. Finished the season with 27 goals in 79 games.
 TGM - Team Game Played... PGM - Player Game Played... TOT - Season Total

HAT TRICKS

HAT TRICKS FOR - 50

SEASON	NO.	GOALS	PLAYER	DATE	OPPONENT	GOALTENDER	RESULT
2000-01	1.	3	Geoff Sanderson	Feb. 10, 2001	Nashville	Mike Dunham	W, 3-2
	2.	3	Deron Quint	Mar. 9, 2001	at Florida	Trevor Kidd	W, 7-6
	3.	3	Tyler Wright *	Mar. 16, 2001	at Atlanta	Norm Maracle (2, EN)	W, 3-0
2001-02	4.	3	Espen Knutsen	Jan. 24, 2002	San Jose	Evgeni Nabokov (2), Miikka Kiprusoff	W, 6-2
2002-03	5.	3	Tyler Wright	Oct. 27, 2002	Los Angeles	Jamie Storr	W, 5-1
	6.	3	Ray Whitney	Feb. 27, 2003	Los Angeles	Jamie Storr (2, EN)	W, 3-1
	7.	3	Tyler Wright	Mar. 20, 2003	Toronto	Trevor Kidd	W, 4-3 OT
	8.	4	Geoff Sanderson *	Mar. 29, 2003	at Calgary	Roman Turek (3, EN)	W, 6-4
2003-04	9.	3	David Vyborny	Nov. 7, 2003	Atlanta	Byron Dafeo (2, EN)	W, 4-2
2005-06	10.	3	Bryan Berard	Jan. 8, 2006	at Phoenix	Curtis Joseph	W, 5-2
	11.	3	Rick Nash	Apr. 7, 2006	at Detroit	Manny Legace	L, 6-5 SO
2007-08	12.	3	Rick Nash	Dec. 31, 2007	Edmonton	Dwayne Roloson (2, EN)	W, 4-2
2008-09	13.	3	Nikita Filatov	Jan. 10, 2009	Minnesota	Josh Harding	W, 4-2
	14.	3	Rick Nash	Jan. 27, 2009	Detroit	Chris Osgood	W, 3-2 OT
	15.	3	Rick Nash	Mar. 7, 2009	at Detroit	Chris Osgood	W, 8-2
2009-10	16.	3	R.J. Umberger	Nov. 30, 2009	St. Louis	Chris Mason (2, EN)	W, 5-2
2010-11	17.	3	Rick Nash *	Nov. 20, 2010	at San Jose	Antero Niittymaki	W, 3-0
	18.	3	Kristian Huselius	Dec. 16, 2010	at Edmonton	Nikolai Khabibulin	L, 3-6
	19.	3	Matt Calvert *	Feb. 25, 2011	Phoenix	Ilya Bryzgalov	W, 5-3
2011-12	20.	3	Jeff Carter	Dec. 22, 2011	at Nashville	Pekka Rinne	L, 5-6
	21.	3	Jeff Carter	Feb. 21, 2012	San Jose	Antti Niemi (2), Thomas Greiss	W, 6-3
	22.	3	R.J. Umberger	Mar. 23, 2012	Carolina	Cam Ward	W, 5-1
	23.	3	Cam Atkinson	Apr. 5, 2012	at Colorado	Semyon Varlamov	W, 5-2
2014-15	24.	3	Scott Hartnell	Mar. 24, 2015	Anaheim	John Gibson (2, EN)	W, 5-3
	25.	3	Cam Atkinson	Mar. 27, 2015	at Chicago	Corey Crawford (2, EN)	W, 5-2
	26.	3	Nick Foligno	Apr. 4, 2015	Pittsburgh	Marc-Andre Fleury (2, EN)	W, 5-3
2015-16	27.	3	Cam Atkinson	Jan. 25, 2016	Montreal	Mike Condon	W, 5-2
	28.	3	Nick Foligno	Feb. 25, 2016	New Jersey	Cory Schneider (2), Keith Kinkaid	W, 6-1
	29.	3	Brandon Saad *	Apr. 2, 2016	at Carolina	Eddie Lack	W, 5-1
2016-17	30.	3	Scott Hartnell	Dec. 22, 2016	Pittsburgh	Matt Murray (2), Marc-Andre Fleury	W, 7-1
2017-18	31.	3	Cam Atkinson	Mar. 15, 2018	at Philadelphia	Petr Mrazek (2, EN)	W, 5-3
	32.	3	Artemi Panarin	Mar. 20, 2018	at NY Rangers	Henrik Lundqvist (2, EN)	W, 5-3
	33.	3	Thomas Vanek	Mar. 27, 2018	at Edmonton	Cam Talbot (2), Laurent Brossoit	W, 7-3
	34.	3	Pierre-Luc Dubois	Mar. 29, 2018	at Calgary	Jon Gillies	W, 5-1
2018-19	35.	3	Cam Atkinson	Nov. 17, 2018	at Carolina	Scott Darling	W, 4-1
	36.	3	Cam Atkinson	Dec. 4, 2018	Calgary	David Rittich, Mike Smith (2)	L, 6-9
	37.	3	Boone Jenner	Mar. 12, 2019	Boston	Tuukka Rask (2, EN)	W, 7-4
2019-20	38.	3	Gustav Nyquist	Nov. 29, 2019	Pittsburgh	Tristan Jarry (2, EN)	W, 5-2
	39.	3	Zach Werenski	Dec. 31, 2019	Florida	Sergei Bobrovsky	W, 4-1
2020-21	40.	3	Emil Bemstrom *	May 3, 2021	Nashville	Juuse Saros	OTL, 3-4

* Natural Hat Trick



HAT TRICKS

HAT TRICKS FOR - 50

SEASON	NO.	GOALS	PLAYER	DATE	OPPONENT	GOALTENDER	RESULT
2021-22	41.	3	Patrik Laine	Feb. 17, 2022	at Chicago	Arvid Soderblom (2, EN)	W, 7-4
	42.	3	Cole Sillinger	Mar. 13, 2022	Vegas	Logan Thompson	W, 6-3
	43.	3	Jack Roslovic	Apr. 9, 2022	at Detroit	Alex Nedeljkovic	OTW, 5-4
2022-23	44.	3	Kirill Marchenko	Jan. 7, 2023	Carolina	Antti Raanta	4-3, SOW
	45.	3	Patrik Laine	Jan. 14, 2023	at Detroit	Ville Husso	4-3, W
	46.	3	Eric Robinson	Feb. 28, 2023	at Buffalo	Craig Anderson (2, EN)	5-3, W
2023-24	47.	3	Boone Jenner *	Oct. 14, 2023	NY Rangers	Igor Shesterkin	5-3, W
	48.	3	Kirill Marchenko *	Dec. 19, 2023	at Buffalo	Devon Levi (2), Ukko-Pekka Luukkonen	9-4, W
	49.	3	Cole Sillinger	Jan. 6, 2024	Minnesota	Marc-Andre Fleury	3-4, OTL
	50.	3	Alex Nylander	Mar. 4, 2024	Vegas	Adin Hill (2, EN)	6-3, W

HAT TRICKS AGAINST - 61

SEASON	NO.	GOALS	PLAYER	DATE	OPPONENT	GOALTENDER	RESULT
2001-02	1.	3	Bill Guerin	Feb. 4, 2002	Boston	Marc Denis	L, 0-8
	2.	3	Marian Gaborik	Mar. 10, 2002	at Minnesota	Ron Tugnutt	L, 0-5
2002-03	3.	3	Marian Hossa	Nov. 23, 2002	at Ottawa	J.F. Labbe	L, 2-5
	4.	3	Pavel Bure	Dec. 3, 2002	at NY Rangers	Marc Denis	L, 3-5
	5.	3	Joe Sakic *	Mar. 13, 2003	Colorado	Marc Denis	L, 1-5
2003-04	6.	3	Peter Bondra	Nov. 29, 2003	Washington	Marc Denis (2), Fred Brathwaite	L, 3-5
	7.	3	Bill Guerin	Mar. 3, 2004	at Dallas	Marc Denis	L, 2-4
2005-06	8.	3	Jason Williams	Oct. 22, 2005	Detroit	Marc Denis	L, 0-6
	9.	3	Alexander Frolov *	Nov. 13, 2005	Los Angeles	Martin Prusek (2), Marc Denis	L, 2-8
	10.	3	Craig Conroy	Nov. 13, 2005	Los Angeles	Martin Prusek, Marc Denis (2)	L, 2-8
	11.	3	Ronald Petrovicky	Dec. 9, 2005	at Atlanta	Pascal Leclaire (2, EN)	L, 2-5
2006-07	12.	3	Jonathan Cheechoo	Jan. 5, 2006	at San Jose	Marc Denis	L, 3-6
	13.	3	Dan Cleary	Dec. 28, 2006	Detroit	Fredrik Norrena	L, 4-7
	14.	3	Ryane Clowe	Jan. 6, 2007	at San Jose	Fredrik Norrena	L, 2-5
2007-08	15.	3	Joe Sakic	Oct. 13, 2007	at Colorado	Pascal Leclaire	L, 1-5
	16.	3	Henrik Zetterberg *	Mar. 19, 2008	at Detroit	Fredrik Norrena	L, 1-3
2008-09	17.	3	Loui Eriksson	Dec. 18, 2008	at Dallas	Pascal Leclaire	L, 5-6 SO
2009-10	18.	3	Dany Heatley	Oct. 8, 2009	at San Jose	Steve Mason (2), Mathieu Garon	L, 3-6
	19.	3	Steve Sullivan	Dec. 14, 2009	Nashville	Steve Mason	L, 3-5
	20.	3	Alexandre Burrows	Jan. 5, 2010	at Vancouver	Steve Mason (2), Mathieu Garon	L, 3-7
2010-11	21.	3	Rene Bourque	Oct. 22, 2010	Calgary	Steve Mason	L, 2-6
	22.	3	Ryan Kesler	Dec. 15, 2010	at Vancouver	Mathieu Garon	L, 2-3
	23.	3	Anze Kopitar	Mar. 11, 2011	Los Angeles	Steve Mason	L, 2-4
2011-12	24.	3	Ryan Jones	Dec. 2, 2011	at Edmonton	Curtis Sanford	L, 3-6
	25.	3	Corey Perry	Jan. 8, 2012	at Anaheim	Curtis Sanford	L, 4-7
	26.	3	Viktor Stalberg	Jan. 10, 2012	at Chicago	Curtis Sanford	L, 2-5
	27.	3	Corey Perry	Feb. 12, 2012	Anaheim	Steve Mason	L, 3-5
2012-13	28.	3	Steve Sullivan	Jan. 23, 2013	at Phoenix	Steve Mason	L, 1-5
2013-14	29.	3	James Neal	Dec. 29, 2013	Pittsburgh	Curtis McElhinney	L, 3-5
2014-15	30.	3	Tyler Seguin	Oct. 14, 2014	Dallas	Sergei Bobrovsky (2, EN)	L, 2-4
2015-16	31.	3	Zach Parise	Jan. 5, 2016	Minnesota	Anton Forsberg (2, EN)	L, 2-4
	32.	3	Brock Nelson	Jan. 12, 2016	at NY Islanders	Anton Forsberg (2, EN)	L, 2-5
	33.	3	Michael Grabner	Jan. 7, 2017	NY Rangers	Curtis McElhinney	L, 4-5
2017-18	34.	3	Josh Bailey	Dec. 14, 2017	NY Islanders	Sergei Bobrovsky	W, 6-4
	35.	3	Nazem Kadri	Feb. 14, 2018	at Toronto	Joonas Korpisalo	L, 3-6
	36.	3	Filip Forsberg	Apr. 7, 2018	at Nashville	Joonas Korpisalo (2, EN)	L, 2-4
2018-19	37.	3	Christian Fischer	Oct. 23, 2018	Arizona	Sergei Bobrovsky	L, 1-4
	38.	3	Cam Fowler	Nov. 4, 2018	at Anaheim	Joonas Korpisalo	L, 2-3 OT
	39.	3	Jake Guentzel	Nov. 24, 2018	at Pittsburgh	Joonas Korpisalo	L, 2-4
	40.	4	Blake Wheeler	Mar. 3, 2019	Winnipeg	Sergei Bobrovsky (3, EN)	L, 2-5
2019-20	41.	3	Anthony Duclair	Dec. 14, 2019	at Ottawa	Elvis Merzlikins (2), Joonas Korpisalo	L, 3-4 OT
2020-21	42.	3	Alex Wennberg	Apr. 3, 2021	at Florida	Elvis Merzlikins (2, EN)	L, 2-5
2021-22	43.	4	Filip Forsberg	Nov. 30, 2021	Nashville	Elvis Merzlikins (2), Joonas Korpisalo (2)	L, 0-6
	44.	3	Sidney Crosby	Jan. 21, 2022	Pittsburgh	Elvis Merzlikins (2, EN)	L, 2-5
	45.	3	Sam Reinhart	Jan. 31, 2022	Florida	Elvis Merzlikins	L, 4-8
	46.	3	Viktor Arvidsson	Mar. 4, 2022	Los Angeles	Elvis Merzlikins	L, 3-4 OT
	47.	3	Anders Lee	Mar. 10, 2022	at NY Islanders	Joonas Korpisalo	L, 0-6
	48.	3	David Perron	Mar. 19, 2022	St. Louis	Elvis Merzlikins (1), Joonas Korpisalo (2)	W, 5-4
	49.	3	Mikko Rantanen	Nov. 4, 2022	at Colorado +	Elvis Merzlikins (2, EN)	3-6, L
	50.	5	Tage Thompson	Dec. 7, 2022	Buffalo	Joonas Korpisalo-1, Elvis Merzlikins-4	4-9, L
	51.	3	Kirill Kaprizov *	Feb. 26, 2023	at Minnesota	Elvis Merzlikins	2-3, OTL
	52.	3	Jordan Kyrou	Mar. 11, 2023	St. Louis	Michael Hutchinson (2, EN)	2-5, L
	53.	3	Jack Eichel	Mar. 19, 2023	at Vegas	Daniil Tarasov-2, Michael Hutchinson-1	2-7, L
2022-23	54.	3	Rafael Harvey-Pinard	Mar. 25, 2023	at Montreal	Elvis Merzlikins	2-8, L
	55.	4	Carter Verhaeghe *	Apr. 1, 2023	Florida	Michael Hutchinson	0-7, L
	56.	3	Sidney Crosby	Nov. 14, 2023	Pittsburgh	Elvis Merzlikins (2, EN)	3-5, L
2023-24	57.	3	Brad Marchand *	Dec. 3, 2023	at Boston	Spencer Martin	1-3, L
	58.	3	Jack Hughes	Dec. 16, 2023	New Jersey	Daniil Tarasov (2, EN)	3-6, L
	59.	3	Brock Boeser	Jan. 27, 2024	at Vancouver	Elvis Merzlikins	4-5, OTL
	60.	3	Brady Tkachuk	Feb. 13, 2024	at Ottawa	Daniil Tarasov	3-6, L
	61.	3	Steven Stamkos	Apr. 9, 2024	at Tampa Bay	Jet Greaves (2, EN)	2-5, L

* Natural Hat Trick + Tampere, Finland



ALL-TIME STATISTICS

EXTRA ATTACKER GOALS

GOALS FOR - 100

SEASON	NO.	DATE	OPPONENT	GOAL SCORER	TIME	PERIOD	RESULT
2000-01	1.	Oct. 22, 2000	Detroit	Steve Heinze	19:00	3rd	L, 1-2 OT
	2.	Jan. 6, 2001	at Vancouver	Chris Nielsen	19:17	3rd	L, 3-4
	3.	Feb. 12, 2001	NY Rangers	Steve Heinze	17:43	3rd	L, 3-4
	4.	Feb. 16, 2001	at Detroit	Steve Heinze	18:25	3rd	L, 2-4
2001-02	5.	Oct. 14, 2001	at Chicago	Grant Marshall	16:18	1st	T, 2-2
	6.	Nov. 13, 2001	St. Louis	David Vyborny	18:45	3rd	W, 3-2 OT
	7.	Jan. 14, 2002	at NY Rangers	Tyler Wright	18:51	3rd	T, 2-2
2002-03	8.	Dec. 14, 2002	at Detroit	Jody Shelley	1:40	3rd	L, 4-6
	9.	Dec. 4, 2003	Nashville	Rick Nash	19:39	3rd	L, 2-4
	10.	Jan. 8, 2004	at San Jose	Mark Hartigan	14:11	2nd	W, 3-2 OT
	11.	Feb. 21, 2004	at Los Angeles	Rick Nash	18:32	3rd	L, 3-4
2005-06	12.	Oct. 9, 2005	at Chicago	Jason Chimera	4:31	1st	W, 3-2
	13.	Oct. 28, 2005	Minnesota	Adam Foote	19:18	3rd	W, 2-1 SO
	14.	Nov. 26, 2005	at St. Louis	Luke Richardson	13:52	2nd	W, 4-3
	15.	Dec. 9, 2005	at Atlanta	Nikolai Zherdev	5:16	3rd	L, 2-5
	16.	Dec. 26, 2005	Chicago	Nikolai Zherdev	19:36	3rd	W, 4-3 OT
	17.	Mar. 4, 2006	at Los Angeles	Nikolai Zherdev	4:35	3rd	L, 2-3
	18.	Apr. 7, 2006	at Detroit	Rick Nash	19:27	3rd	L, 5-6 SO
	19.	Apr. 11, 2006	at Dallas	Sergei Fedorov	18:26	3rd	L, 2-3
	20.	Apr. 18, 2006	Dallas	Mark Hartigan	19:03	3rd	W, 5-4 OT
2006-07	21.	Oct. 21, 2006	at Pittsburgh	Nikolai Zherdev	15:25	3rd	L, 3-5
	22.	Nov. 25, 2006	Minnesota	Sergei Fedorov	14:46	3rd	W, 5-3
	23.	Dec. 26, 2006	Boston	Sergei Fedorov	19:37	3rd	W, 5-4 OT
	24.	Feb. 20, 2007	at St. Louis	Rick Nash	19:46	3rd	L, 4-5 SO
	25.	Feb. 27, 2007	at Colorado	Rick Nash	19:31	3rd	L, 2-3
	26.	Mar. 7, 2007	Los Angeles	Geoff Platt	16:34	1st	W, 3-2
	27.	Mar. 30, 2007	at Chicago	Jason Chimera	11:56	2nd	L, 1-3
2007-08	28.	Nov. 4, 2007	St. Louis	Manny Malhotra	15:41	1st	W, 3-0
	29.	Mar. 7, 2008	Edmonton	Dan Fritsche	19:59	3rd	L, 1-2 OT
2008-09	30.	Dec. 7, 2008	at Anaheim	Fredrik Modin	19:14	3rd	L, 3-5
	31.	Dec. 18, 2008	at Dallas	Rick Nash	1:34	1st	L, 5-6 OT
2009-10	32.	Oct. 8, 2009	at San Jose	Raffi Torres	3:35	3rd	L, 3-6
	33.	Nov. 1, 2009	at Washington	Raffi Torres	19:37	3rd	W, 5-4 OT
	34.	Mar. 9, 2010	at Anaheim	Derek Dorsett	8:55	1st	W, 5-2
	35.	Apr. 1, 2010	at Detroit	R.J. Umberger	18:47	3rd	L, 2-3
2010-11	36.	Nov. 28, 2010	at Detroit	R.J. Umberger	18:29	3rd	L, 2-4
	37.	Dec. 6, 2010	Dallas	Rick Nash	19:13	3rd	W, 3-2
	38.	Jan. 15, 2011	at Detroit	Rick Nash	18:56	3rd	L, 5-6
	39.	Jan. 19, 2011	at Florida	Antoine Vermette	19:07	3rd	W, 3-2
	40.	Feb. 8, 2011	at Pittsburgh	Samuel Pahlsson	8:08	2nd	W, 4-1
	41.	Feb. 16, 2011	Los Angeles	Kris Russell	18:37	3rd	L, 3-4
	42.	Mar. 12, 2011	at Carolina	Derek MacKenzie	18:59	3rd	W, 3-2
	43.	Apr. 9, 2011	Buffalo	Kristian Huselius	19:37	3rd	L, 4-5
2011-12	44.	Dec. 1, 2011	at Calgary	Rick Nash	19:02	3rd	W, 4-3 SO
	45.	Feb. 7, 2012	Minnesota	David Savard	8:59	1st	W, 3-1
	46.	Feb. 19, 2012	NY Rangers	Rick Nash	18:27	3rd	L, 2-3 OT
2012-13	47.	Jan. 26, 2013	Chicago	Artem Anisimov	17:41	3rd	L, 2-3
2013-14	48.	Dec. 9, 2013	at Pittsburgh	Matt Calvert	19:04	3rd	L, 1-2
	49.	Mar. 18, 2014	Carolina	Boone Jenner	19:10	3rd	L, 1-3
2014-15	50.	Jan. 31, 2015	at Tampa Bay	Ryan Johansen	16:34	3rd	L, 1-3
	51.	Feb. 9, 2015	Los Angeles	David Savard	18:07	3rd	L, 3-4
	52.	Apr. 11, 2015	at NY Islanders	Alexander Wennberg	11:11	3rd	W, 5-4 SO
	53.	Apr. 11, 2015	at NY Islanders	Scott Hartnell	18:25	3rd	W, 5-4 SO
2015-16	54.	Nov. 6, 2015	at Anaheim	Scott Hartnell	19:00	3rd	L, 2-4
	55.	Dec. 10, 2015	at Winnipeg	Cam Atkinson	18:16	3rd	L, 4-6
	56.	Jan. 2, 2016	Washington	Brandon Saad	18:52	3rd	W, 5-4 SO
	57.	Jan. 5, 2016	Minnesota	Nick Foligno	19:44	3rd	L, 2-4
	58.	Mar. 22, 2016	Philadelphia	Boone Jenner	18:56	3rd	W, 3-2 SO
	59.	Mar. 22, 2016	Philadelphia	Cam Atkinson	19:52	3rd	W, 3-2 SO
2016-17	60.	Nov. 1, 2016	Dallas	Sam Gagner (PP)	19:44	3rd	W, 3-2 OT
	61.	Nov. 21, 2016	Colorado	Cam Atkinson	19:53	3rd	L, 2-3 OT
	62.	Nov. 29, 2016	Tampa Bay	Josh Anderson	16:00	2nd	W, 5-1
	63.	Mar. 4, 2017	at Ottawa	Sam Gagner (PP)	17:38	3rd	L, 2-3
2017-18	64.	Oct. 6, 2017	NY Islanders	Ryan Murray	6:57	2nd	W, 5-0
	65.	Dec. 14, 2017	NY Islanders	Nick Foligno	17:52	2nd	W, 6-4
	66.	Dec. 29, 2017	at Ottawa	Zach Werenski (PP)	19:28	3rd	L, 4-5
	67.	Mar. 20, 2018	at NY Rangers	Artemi Panarin	9:28	2nd	W, 5-3
	68.	Mar. 31, 2018	at Vancouver	Zach Werenski	18:23	3rd	L, 4-5 OT
	69.	Mar. 31, 2018	at Vancouver	Cam Atkinson	18:39	3rd	L, 4-5 OT
2018-19	70.	Nov. 4, 2018	at Anaheim	Pierre-Luc Dubois	19:28	3rd	L, 2-3, OT
	71.	Jan. 29, 2019	Buffalo	Pierre-Luc Dubois	3:17	1st	L, 4-5
	72.	Feb. 2, 2019	St. Louis	Pierre-Luc Dubois	17:23	3rd	L, 2-4
	73.	Feb. 26, 2019	Pittsburgh	Oliver Bjorkstrand	4:55	2nd	L, 2-5
	74.	Mar. 30, 2019	at Nashville	David Savard	15:58	1st	W, 5-2
2019-20	75.	Dec. 17, 2019	at Detroit	Cam Atkinson	11:02	1st	W, 5-3
	76.	Dec. 19, 2019	Los Angeles	Boone Jenner	18:17	3rd	W, 3-2 OT



EXTRA ATTACKER GOALS Continued

SEASON	NO.	DATE	OPPONENT	GOAL SCORER	TIME	PERIOD	RESULT
2019-20	77.	Jan. 4, 2020	San Jose	Zach Werenski	17:24	3rd	L, 2-3
	78.	Feb. 7, 2020	Detroit	Zach Werenski	4:57	2nd	W, 2-0
	79.	Feb. 13, 2020	at Buffalo	Markus Nutivaara	18:47	3rd	L, 3-4 OT
2020-21	80.	Feb. 7, 2021	Carolina	Patrik Laine	19:03	3rd	L, 5-6
	81.	Mar. 20, 2021	at Carolina	Seth Jones	19:31	3rd	W, 3-2 SO
	82.	Mar. 25, 2021	Carolina	Oliver Bjorkstrand	19:44	3rd	L, 3-4 OT
	83.	Mar. 30, 2021	at Tampa Bay	David Savard	19:28	2nd	W, 3-1
	84.	Apr. 10, 2021	Chicago	Patrik Laine	19:11	3rd	L, 3-4
2021-22	85.	Dec. 7, 2021	at Toronto	Max Domi	19:59	3rd	L, 4-5
	86.	Mar. 5, 2022	Boston	Jakub Voracek	19:57	3rd	L, 4-5 SO
	87.	Mar. 7, 2022	Toronto	Patrik Laine	19:12	3rd	L, 4-5
	88.	Mar. 11, 2022	Minnesota	Zach Werenski	19:28	3rd	W, 3-2 SO
	89.	Mar. 25, 2022	at Winnipeg	Oliver Bjorkstrand	19:46	3rd	L, 3-4 OT
2022-23	90.	Nov. 4, 2022	at Colorado	Patrik Laine	7:16	2nd	3-6, L
	91.	Dec. 19, 2022	Dallas	Kent Johnson	19:45	3rd	1-2, L
	92.	Dec. 29, 2022	at NY Islanders	Emil Bemstrom	19:38	3rd	1-2, L
	93.	Mar. 11, 2023	St. Louis	Boone Jenner	15:55	3rd	2-5, L
2023-24	94.	Mar. 21, 2023	at Washington	Boone Jenner	19:13	3rd	7-6, OTW
	95.	Oct. 12, 2023	Philadelphia	Patrik Laine	19:16	3rd	2-4, L
	96.	Oct. 30, 2023	at Dallas	Sean Kuraly	17:10	3rd	3-5, L
	97.	Nov. 16, 2023	Arizona	Damon Severson	18:03	3rd	2-3, L
	98.	Nov. 18, 2023	at Washington	Johnny Gaudreau	3:27	2nd	3-4, L
	99.	Dec. 10, 2023	Florida	Dmitri Voronkov	16:11	3rd	2-5, L
	100.	Dec. 16, 2023	New Jersey	Alexandre Texier	18:57	3rd	3-6, L

EXTRA ATTACKER GOALS

GOALS AGAINST - 114

SEASON	NO.	DATE	OPPONENT	GOAL SCORER	TIME	PERIOD	RESULT
2000-01	1.	Dec. 27, 2000	at New Jersey	Jason Arnott	18:51	3rd	T, 2-2 OT
	2.	Feb. 6, 2001	St. Louis	Scott Young	19:51	3rd	T, 2-2 OT
	3.	Feb. 17, 2001	Pittsburgh	Robert Lang	19:10	3rd	L, 2-3 OT
2001-02	4.	Dec. 31, 2001	Anaheim	Oleg Tverdovsky	18:26	3rd	W, 3-1
	5.	Jan. 6, 2002	Nashville	Greg Johnson	19:15	3rd	W, 4-3
	6.	Jan. 12, 2002	Chicago	Eric Daze	18:48	3rd	W, 5-4
	7.	Feb. 28, 2002	Pittsburgh	Alexei Morozov	19:28	3rd	L, 3-4 OT
	8.	Mar. 28, 2002	at Vancouver	Henrik Sedin	8:14	1st	L, 3-4 OT
2002-03	9.	Nov. 17, 2002	at Dallas	Scott Young	18:56	3rd	L, 2-3 OT
	10.	Nov. 22, 2002	at Buffalo	Taylor Pyatt	2:35	2nd	L, 4-5
	11.	Feb. 21, 2003	at San Jose	Jonathan Cheechoo	16:30	1st	L, 0-6
	12.	Apr. 4, 2003	Detroit	Pavel Datsyuk	19:48	3rd	T, 5-5 OT
2003-04	13.	Nov. 22, 2003	NY Islanders	Oleg Kvasha	19:19	3rd	W, 2-1
	14.	Dec. 2, 2003	Anaheim	Vinny Prospal	19:28	3rd	W, 2-1
	15.	Jan. 8, 2004	at San Jose	Scott Thornton	19:03	3rd	W, 3-2 OT
	16.	Jan. 24, 2004	Chicago	Steve Sullivan	19:19	3rd	W, 4-3
2005-06	17.	Oct. 26, 2005	Nashville	Adam Hall	19:40	3rd	W, 3-2 OT
	18.	Dec. 8, 2005	NY Islanders	Mark Parrish	19:23	3rd	W, 4-3 SO
	19.	Jan. 14, 2006	at Florida	Nathan Horton	19:13	3rd	W, 5-4 OT
2006-07	20.	Mar. 9, 2006	Phoenix	Dave Scatchard	18:13	3rd	W, 5-4
	21.	Oct. 7, 2006	at Chicago	Patrick Sharp	15:41	3rd	W, 5-4
	22.	Nov. 20, 2006	Nashville	Martin Erat	18:28	2nd	L, 1-3
	23.	Dec. 22, 2006	Vancouver	Daniel Sedin	18:45	3rd	W, 3-2
	24.	Jan. 6, 2007	at San Jose	Ryane Clowe	5:24	3rd	L, 2-5
	25.	Feb. 24, 2007	at NY Rangers	Blair Betts	2:46	1st	W, 3-2
2007-08	26.	Oct. 17, 2007	Dallas	Brenden Morrow	18:49	3rd	L, 2-3 SO
	27.	Jan. 17, 2008	at Phoenix	Martin Hanzal	18:22	3rd	W, 4-3
	28.	Nov. 3, 2008	at NY Islanders	Chris Campoli	14:15	2nd	L, 3-4 OT
2008-09	29.	Nov. 7, 2008	Montreal	Sergei Kostitsyn	19:19	3rd	W, 4-3 SO
	30.	Dec. 4, 2008	at San Jose	Joe Thornton	7:41	3rd	L, 2-3
	31.	Feb. 24, 2009	at Calgary	Mike Cammalleri	15:12	2nd	L, 1-4
	32.	Nov. 5, 2009	at Atlanta	Pavel Kubina	2:06	3rd	W, 4-3
2009-10	33.	Nov. 26, 2009	at Ottawa	Jason Spezza	18:34	1st	L, 1-2
	34.	Jan. 23, 2010	at Minnesota	Robbie Earl	18:52	3rd	L, 2-4
	35.	Feb. 4, 2010	Dallas	Brad Richards	19:13	3rd	W, 2-1
	36.	Oct. 28, 2010	Edmonton	Taylor Hall	9:57	3rd	W, 3-2 SO
2010-11	37.	Dec. 31, 2010	Ottawa	Daniel Alfredsson	18:49	3rd	W, 4-3
	38.	Mar. 9, 2011	St. Louis	Chris Stewart	6:23	3rd	L, 3-4
	39.	Mar. 12, 2011	at Carolina	Tuomo Ruutu	19:25	3rd	W, 3-2
	40.	Mar. 22, 2011	at Colorado	Daniel Winnik	19:56	3rd	L, 4-5 SO
	41.	Oct. 12, 2011	Colorado	Gabriel Landeskog	19:19	3rd	L, 2-3 SO
	42.	Oct. 22, 2011	at Ottawa	Jason Spezza	19:24	3rd	L, 3-4
2011-12	43.	Dec. 8, 2011	Nashville	Patric Hornqvist	18:24	3rd	L, 3-4 OT
	44.	Dec. 8, 2011	Nashville	Sergei Kostitsyn	19:47	3rd	L, 3-4 OT
	45.	Jan. 10, 2012	at Chicago	Viktor Stalberg	6:32	3rd	L, 2-5
	46.	Mar. 26, 2012	at Detroit	Nicklas Lidstrom	6:17	2nd	L, 2-7
	47.	Mar. 19, 2013	Nashville	Mike Fisher	18:46	3rd	W, 4-3



ALL-TIME STATISTICS

EXTRA ATTACKER GOALS

GOALS AGAINST CONTINUED

SEASON	NO.	DATE	OPPONENT	GOAL SCORER	TIME	PERIOD	RESULT
2013-14	48.	Dec. 21, 2013	Philadelphia	Wayne Simmons	18:19	3rd	W, 6-3
	49.	Jan. 18, 2014	at Buffalo	Tyler Myers	19:35	3rd	W, 4-3 SO
	50.	Jan. 21, 2014	Los Angeles	Robyn Regehr	16:30	3rd	W, 5-3
	51.	Apr. 9, 2014	at Dallas	Trevor Daley	8:39	3rd	W, 3-1
2014-15	52.	Dec. 6, 2014	at Tampa Bay	Ondrej Palat	18:47	3rd	W, 3-1
	53.	Dec. 9, 2014	Philadelphia	Brayden Schenn	19:04	3rd	W, 3-2 OT
	54.	Dec. 13, 2014	Pittsburgh	Kris Letang	19:49	3rd	W, 4-3 SO
	55.	Apr. 6, 2015	at NY Rangers	Derek Stepan	19:32	3rd	L, 3-4 OT
2015-16	56.	Oct. 27, 2015	at New Jersey	Kyle Palmieri (PP)	17:32	3rd	W, 3-1
	57.	Nov. 5, 2015	at Los Angeles	Jeff Carter	19:00	3rd	W, 3-2
	58.	Dec. 8, 2015	Los Angeles	Jeff Carter	18:33	3rd	L, 2-3 OT
	59.	Jan. 5, 2016	Minnesota	Zach Parise	17:22	1st	L, 2-4
	60.	Jan. 13, 2016	at Toronto	Brad Boyes	17:33	3rd	W, 3-1
	61.	Feb. 22, 2016	at Boston	Loui Eriksson	17:03	3rd	W, 6-4
	62.	Mar. 8, 2016	Detroit	Tomas Tatar	15:44	3rd	W, 5-3
	63.	Mar. 8, 2016	Detroit	Andreas Athanasiou	16:30	3rd	W, 5-3
2016-17	64.	Nov. 25, 2016	at Tampa Bay	Ondrej Palat	3:37	3rd	W, 5-3
	65.	Dec. 18, 2016	at Vancouver	Jannik Hansen	18:51	3rd	W, 4-3 OT
	66.	Dec. 29, 2016	at Winnipeg	Mathieu Perreault (PP)	18:27	3rd	W, 5-3
	67.	Jan. 8, 2017	Philadelphia	Brayden Schenn	19:43	3rd	W, 2-1 OT
	68.	Jan. 10, 2017	at Carolina	Brock McGinn	13:58	2nd	L, 3-5
	69.	Jan. 31, 2017	at NY Rangers	Kevin Klein	18:53	3rd	W, 6-4
	70.	Mar. 13, 2017	at Philadelphia	Travis Konecny	14:10	1st	W, 5-3
2017-18	71.	Oct. 10, 2017	at Carolina	Jeff Skinner	18:35	3rd	W, 2-1 OT
	72.	Jan. 7, 2018	Florida	Aleksander Barkov	18:26	3rd	W, 3-2 SO
	73.	Jan. 18, 2018	Dallas	Alexander Radulov	17:55	3rd	W, 2-1 SO
	74.	Mar. 20, 2018	at NY Rangers	Chris Kreider (PP)	18:08	3rd	W, 5-3
2018-19	75.	Nov. 3, 2018	at Los Angeles	Alex Iafallo	12:03	1st	L, 1-4
	76.	Nov. 26, 2018	at Detroit	Anthony Mantha	17:48	3rd	W, 7-5
	77.	Dec. 22, 2018	at Philadelphia	James van Riemsdyk	18:50	3rd	W, 4-3
	78.	Jan. 12, 2019	at Washington	Evgeny Kuznetsov	18:54	3rd	W, 2-1 OT
	79.	Apr. 5, 2019	at NY Rangers	Pavel Buchnevich	19:53	3rd	W, 3-2 SO
2019-20	80.	Oct. 7, 2019	Buffalo	Victor Olofsson (PP)	18:46	3rd	W, 4-3 OT
	81.	Oct. 16, 2019	Dallas	Miro Heiskanen	18:08	1st	W, 3-2
	82.	Oct. 16, 2019	Dallas	Joe Pavelski	19:55	3rd	W, 3-2
	83.	Nov. 12, 2019	at Montreal	Tomas Tatar	19:19	3rd	L, 2-3 SO
	84.	Nov. 21, 2019	Detroit	Tyler Bertuzzi	16:46	3rd	W, 5-4
	85.	Dec. 9, 2019	at Washington	Nicklas Backstrom	17:54	3rd	W, 5-2
	86.	Jan. 7, 2020	at Anaheim	Ondrej Kase	19:16	3rd	W, 4-3
	87.	Feb. 2, 2020	at Montreal	Shea Weber	18:59	3rd	W, 4-3
	88.	Mar. 6, 2020	at Calgary	Matthew Tkachuk	18:17	3rd	L, 2-3 OT
2020-21	89.	Jan. 18, 2021	at Detroit	Bobby Ryan	19:03	3rd	W, 3-2
	90.	Jan. 26, 2021	Florida	Patric Hornqvist	19:57	3rd	L, 3-4 SO
	91.	May 7, 2021	Detroit	Danny DeKeyser	14:48	2nd	L, 2-5
2021-22	92.	Oct. 25, 2021	Dallas	Tyler Seguin	17:41	3rd	W, 4-1
	93.	Nov. 3, 2021	at Colorado	JT Compher	16:34	3rd	W, 5-4 OT
	94.	Nov. 3, 2021	at Colorado	Bowen Byram	19:08	3rd	W, 5-4 OT
	95.	Feb. 8, 2022	at Washington	Tom Wilson	17:34	3rd	W, 5-4
	96.	Feb. 22, 2022	Toronto	Jason Spezza	17:54	3rd	W, 4-3 OT
	97.	Feb. 24, 2022	at Florida	Sam Bennett	13:41	3rd	W, 6-3
	98.	Mar. 19, 2022	St. Louis	David Perron	18:40	3rd	W, 5-4
	99.	Mar. 26, 2022	at Minnesota	Kirill Kaprizov	18:57	3rd	L, 2-3 OTL
	100.	Apr. 28, 2022	Tampa Bay	Corey Perry	16:54	3rd	W, 5-2
2022-23	101.	Dec. 2, 2022	at Winnipeg	Pierre-Luc Dubois (PP)	15:30	3rd	4-1, W
	102.	Dec. 9, 2022	Calgary	Michael Stone	17:26	3rd	3-1, W
	103.	Dec. 17, 2022	at Boston	Taylor Hall	12:41	3rd	2-4, L
	104.	Feb. 25, 2023	Edmonton	Zach Hyman	17:04	3rd	6-5, W
	105.	Mar. 4, 2023	at Ottawa	Travis Hamonic	2:16	2nd	2-5, L
2023-24	106.	Oct. 14, 2023	NY Rangers	Chris Kreider (PP)	19:24	3rd	5-3, W
	107.	Nov. 6, 2023	at Florida	Nick Cousins	19:03	3rd	4-5, OTL
	108.	Nov. 12, 2023	at NY Rangers	Alexis Lafreniere	19:49	3rd	3-4, SOL
	109.	Dec. 8, 2023	St. Louis	Robert Thomas	17:38	3rd	5-2, W
	110.	Dec. 14, 2023	at Toronto	Auston Matthews	18:45	3rd	6-5, OTW
	111.	Dec. 14, 2023	at Toronto	Auston Matthews	19:15	3rd	6-5, OTW
	112.	Dec. 27, 2023	at New Jersey	Luke Hughes	18:35	3rd	3-4, OTL
	113.	Jan. 6, 2024	Minnesota	Marcus Johansson	18:28	3rd	3-4, OTL
	114.	Mar. 19, 2024	at Detroit	Lucas Raymond	19:47	3rd	3-4, OTL



PENALTY SHOTS

PENALTY SHOTS FOR - 44 (16 GOALS)

SEASON	NO.	DATE	OPPONENT	PLAYER	GOALTENDER	RESULT	TIME	PER.	SCORE
2000-01	1.	Oct. 15, 2000	at Chicago	David Vyborny	Robbie Tallas	Goal	7:16	2nd	L, 1-2
	2.	Nov. 9, 2000	San Jose	Robert Kron	Steve Shields	Unsuccessful	5:34	1st	W, 5-2
	3.	Mar. 19, 2001	Nashville	David Vyborny	Tomas Vokoun	Goal	18:01	3rd	L, 1-2
2001-02	4.	Mar. 14, 2002	Vancouver	Mike Sillinger	Dan Cloutier	Unsuccessful	11:38	3rd	L, 1-5
2002-03	5.	Mar. 25, 2003	at Los Angeles	Andrej Nedorost	Cristobal Huet	Unsuccessful	16:09	2nd	W, 2-1 OT
2003-04	6.	Feb. 2, 2004	at Phoenix	David Vyborny	Brian Boucher	Goal	1:23	2nd	T, 3-3
2005-06	7.	Dec. 17, 2005	at Nashville	David Vyborny	Tomas Vokoun	Goal	14:50	3rd	L, 7-3
	8.	Jan. 21, 2006	at Nashville	Trevor Letowski	Tomas Vokoun	Unsuccessful	0:28	3rd	L, 7-2
	9.	Feb. 6, 2006	at Vancouver	Rick Nash	Alex Auld	Unsuccessful	13:09	2nd	L, 4-7
	10.	Mar. 15, 2006	at Chicago	Dan Fritsche	Nikolai Khabibulin	Unsuccessful	6:06	2nd	L, 2-3
2006-07	11.	Dec. 31, 2006	Chicago	Rick Nash	Nikolai Khabibulin	Unsuccessful	19:54	2nd	W, 3-1
2007-08	12.	Oct. 19, 2007	at Buffalo	Rick Nash	Ryan Miller	Unsuccessful	12:08	2nd	W, 3-0
	13.	Nov. 26, 2007	at Edmonton	Rick Nash	Dwayne Roloson	Unsuccessful	14:04	1st	L, 1-3
	14.	Feb. 8, 2008	at San Jose	Rick Nash	Evgeni Nabokov	Unsuccessful	13:03	2nd	L, 2-1 OT
2008-09	15.	Jan. 2, 2009	at Colorado	Rick Nash	Peter Budaj	Goal	12:33	2nd	W, 6-1
	16.	Apr. 8, 2009	at Chicago	Rick Nash	Nikolai Khabibulin	Unsuccessful	8:59	1st	W, 4-3 SO
2009-10	17.	Oct. 25, 2009	at Los Angeles	Rick Nash	Jonathan Quick	Unsuccessful	13:15	1st	L, 2-6
	18.	Mar. 25, 2010	Chicago	Jakub Voracek	Cristobal Huet	Goal	11:02	2nd	W, 8-3
2010-11	19.	Nov. 26, 2010	Detroit	Jared Boll	Jimmy Howard	Unsuccessful	8:53	2nd	L, 1-2
	20.	Feb. 25, 2011	Phoenix	R.J. Umberger	Ilya Bryzgalov	Unsuccessful	3:19	1st	W, 5-3
	21.	Mar. 3, 2011	at Edmonton	R.J. Umberger	Devan Dubnyk	Unsuccessful	10:15	1st	L, 2-4
	22.	Mar. 4, 2011	at Calgary	Matt Calvert	Miikka Kiprusoff	Unsuccessful	12:02	2nd	L, 3-4
	23.	Mar. 4, 2011	at Calgary	Antoine Vermette	Miikka Kiprusoff	Unsuccessful	9:25	3rd	L, 3-4
2011-12	24.	Oct. 10, 2011	Vancouver	Maksim Mayorov	Cory Schneider	Unsuccessful	19:09	3rd	L, 2-3
	25.	Mar. 25, 2012	Edmonton	Rick Nash	Devan Dubnyk	Goal	7:42	2nd	L, 3-6
2013-14	26.	Jan. 11, 2014	at Winnipeg	Boone Jenner	Ondrej Pavelec	Goal	9:07	2nd	W, 6-3
2014-15	27.	Dec. 13, 2014	Pittsburgh	Boone Jenner	Thomas Greiss	Goal	12:05	3rd	W, 4-3 SO
	28.	Mar. 3, 2015	Washington	Scott Hartnell	Braden Holtby	Unsuccessful	8:47	2nd	L, 3-5
	29.	Mar. 31, 2015	New Jersey	Brandon Dubinsky	Cory Schneider	Goal	4:40	2nd	W, 3-2 OT
2015-16	30.	Feb. 16, 2016	Boston	Alexander Wennberg	Tuukka Rask	Goal	9:54	1st	L, 2-1 OT
2016-17	31.	Oct. 22, 2016	at Dallas	Cam Atkinson	Kari Lehtonen	Unsuccessful	9:39	3rd	W, 3-0
	32.	Feb. 26, 2017	at NY Rangers	Brandon Saad	Henrik Lundqvist	Unsuccessful	19:07	1st	W, 5-2
	33.	Mar. 19, 2017	at New Jersey	Lukas Sedlak	Cory Schneider	Goal	6:32	1st	W, 4-1
	34.	Mar. 19, 2017	at New Jersey	Brandon Dubinsky	Cory Schneider	Goal	6:28	2nd	W, 4-1
2017-18	35.	Nov. 11, 2017	at Detroit	Josh Anderson	Jimmy Howard	Unsuccessful	19:17	1st	W, 2-1 SO
2018-19	36.	Dec. 20, 2018	New Jersey	Cam Atkinson	Mackenzie Blackwood	Goal	1:15	2nd	W, 2-1
	37.	Mar. 30, 2019	at Nashville	Cam Atkinson	Juuse Saros	Unsuccessful	15:13	3rd	W, 5-2
2019-20	38.	Oct. 21, 2019	at Toronto	Gustav Nyquist	Frederik Andersen	Goal	1:57	OT	W, 4-3 OT
2020-21	39.	Jan. 18, 2021	at Detroit	Seth Jones	Thomas Greiss	Unsuccessful	9:36	1st	W, 3-2
	40.	Feb. 8, 2021	Carolina	Cam Atkinson	Alex Nedeljkovic	Goal	10:38	2nd	W, 3-2
	41.	Feb. 23, 2021	Chicago	Oliver Bjorkstrand	Kevin Lankinen	Unsuccessful	3:36	2nd	L, 5-6 SO
	42.	Mar. 13, 2021	Dallas	Emil Bemstrom	Jake Oettinger	Unsuccessful	9:02	3rd	W, 4-3 OT
2022-23	43.	Dec. 7, 2022	Buffalo	Gustav Nyquist	Ukko-Pekka Luukkonen	Unsuccessful	1:15	2nd	4-9, L
	44.	Jan. 23, 2023	at Calgary	Johnny Gaudreau	Dan Vladar	Unsuccessful	5:14	1st	3-4, OTL

PENALTY SHOTS AGAINST - 36 (29 SAVES)

SEASON	NO.	DATE	OPPONENT	PLAYER	GOALTENDER	RESULT	TIME	PER.	SCORE
2000-01	1.	Feb. 28, 2001	Phoenix	Jeremy Roenick	Marc Denis	Unsuccessful	17:06	2nd	W, 5-2
2001-02	2.	Dec. 12, 2001	at Colorado	Shjon Podein	Marc Denis	Unsuccessful	13:42	2nd	L, 1-5
	3.	Jan. 14, 2002	at NY Rangers	Manny Malhotra	Marc Denis	Unsuccessful	3:07	2nd	T, 2-2
	4.	Apr. 12, 2002	Atlanta	Tony Hrkac	Marc Denis	Goal	16:23	3rd	W, 5-4 OT
2002-03	5.	Jan. 23, 2003	at Colorado	Dean McAmmond	Marc Denis	Unsuccessful	7:52	1st	L, 0-5
2003-04	6.	Dec. 16, 2003	at St. Louis	Pavol Demitra	Marc Denis	Unsuccessful	18:12	2nd	L, 1-2 OT
	7.	Feb. 23, 2004	at San Jose	Jonathan Cheechoo	Pascal Leclaire	Goal	0:32	3rd	L, 2-4
	8.	Feb. 28, 2004	Colorado	Paul Kariya	Marc Denis	Unsuccessful	10:27	2nd	W, 5-4 OT
2005-06	9.	Dec. 23, 2005	Nashville	Steve Sullivan	Marc Denis	Unsuccessful	9:07	2nd	L, 4-5
	10.	Mar. 5, 2006	at Anaheim	Scott Niedermayer	Pascal Leclaire	Unsuccessful	12:14	3rd	W, 3-2 SO
2006-07	11.	Oct. 21, 2006	at Pittsburgh	Jordan Staal	Fredrik Norrena	Goal	7:49	3rd	L, 3-5
	12.	Dec. 10, 2006	Ottawa	Peter Schaefer	Pascal Leclaire	Unsuccessful	3:55	2nd	W, 6-2
	13.	Jan. 5, 2007	at Anaheim	Teemu Selanne	Fredrik Norrena	Unsuccessful	19:39	3rd	W, 4-3
	14.	Jan. 26, 2007	Buffalo	Daniel Paille	Fredrik Norrena	Unsuccessful	19:42	2nd	W, 3-2
	15.	Mar. 30, 2007	at Chicago	Duncan Keith	Brian Boucher	Unsuccessful	9:39	3rd	L, 1-3
2007-08	16.	Dec. 10, 2007	Anaheim	Samuel Pahlsson	Pascal Leclaire	Goal	18:44	2nd	L, 3-4 OT
	17.	Mar. 9, 2008	Tampa Bay	Vincent Lecavalier	Pascal Leclaire	Goal	17:37	2nd	W, 5-3
2008-09	18.	Dec. 6, 2008	at Los Angeles	Patrick O'Sullivan	Steve Mason	Unsuccessful	6:43	2nd	L, 0-3
2009-10	19.	Oct. 8, 2009	at San Jose	Dany Heatley	Mathieu Garon	Goal	7:08	3rd	L, 3-6
	20.	Apr. 9, 2010	Detroit	Darren Helm	Steve Mason	Unsuccessful	7:26	3rd	L, 0-1 SO
2010-11	21.	Dec. 26, 2010	at Chicago	Jack Skille	Mathieu Garon	Unsuccessful	16:44	2nd	L, 1-4
2012-13	22.	Jan. 29, 2013	at Minnesota	Pierre-Marc Bouchard	Steve Mason	Unsuccessful	15:49	3rd	L, 2-3
2013-14	23.	Nov. 22, 2013	at Vancouver	Jannik Hansen	Sergei Bobrovsky	Unsuccessful	16:33	3rd	L, 2-6
	24.	Mar. 20, 2014	at Montreal	Lars Eller	Sergei Bobrovsky	Unsuccessful	3:21	3rd	W, 3-2
2014-15	25.	Oct. 18, 2014	at Ottawa	Mike Hoffman	Curtis McElhinney	Unsuccessful	11:56	1st	L, 2-3
	26.	Nov. 8, 2014	Tampa Bay	Nikita Kucherov	Anton Forsberg	Unsuccessful	16:10	1st	L, 4-7
	27.	Jan. 19, 2015	at Minnesota	Zach Parise	Sergei Bobrovsky	Unsuccessful	9:02	2nd	W, 3-1
2015-16	28.	Oct. 10, 2015	at NY Rangers	Rick Nash	Sergei Bobrovsky	Unsuccessful	17:09	1st	L, 5-2



ALL-TIME STATISTICS

PENALTY SHOTS CONTINUED

PENALTY SHOTS AGAINST - 36 (29 SAVES)

SEASON	NO.	DATE	OPPONENT	PLAYER	GOALTENDER	RESULT	TIME	PER.	SCORE
2015-16	28.	Oct. 10, 2015	at NY Rangers	Rick Nash	Sergei Bobrovsky	Unsuccessful	17:09	1st	L, 5-2
	29.9	Nov. 19, 2015	at Ottawa	Mike Hoffman	Curtis McElhinney	Unsuccessful	14:09	1st	L, 1-4
	30.	Jan. 20, 2016	Washington	Alex Ovechkin	Sergei Bobrovsky	Unsuccessful	10:40	3rd	L, 3-6
2017-18	31.	Dec. 18, 2017	at Boston	Tim Schaller	Sergei Bobrovsky	Unsuccessful	13:06	3rd	L, 2-7
2018-19	32.	Nov. 3, 2018	at Los Angeles	Dustin Brown	Sergei Bobrovsky	Goal	8:43	3rd	L, 1-4
2020-21	33.	Apr. 19, 2021	at Florida	Frank Vatrano	Elvis Merzlikins	Unsuccessful	12:30	3rd	L, 2-4
2022-23	34.	Dec. 6, 2022	at Pittsburgh	Teddy Blueger	Elvis Merzlikins	Unsuccessful	14:13	2nd	1-4, L
2023-24	35.	Oct. 16, 2023	Detroit	Andrew Copp	Spencer Martin	Unsuccessful	11:45	3rd	0-4, L
	36.	Nov. 4, 2023	at Washington	Tom Wilson	Elvis Merzlikins	Unsuccessful	6:17	1st	1-2, L

SHUTOUTS FOR - 108

SEASON	NO.	DATE	OPPONENT	GOALTENDER	SAVES	SCORE	SEASON	NO.	DATE	OPPONENT	GOALTENDER	SAVES	SCORE	
2000-01	1.	Dec. 18, 2000	at Montreal	Ron Tugnutt	27	2-0	2010-11	56.	Feb. 4, 2011	at Detroit	Steve Mason	34	3-0	
	2.	Jan. 15, 2001	Minnesota	Ron Tugnutt	31	3-0		57.	Feb. 22, 2011	Nashville	Steve Mason	20	4-0	
	3.	Mar. 14, 2001	Calgary	Ron Tugnutt	30	3-0		2011-12	58.	Jan. 7, 2012	at Los Angeles	Curtis Sanford	31	1-0
2001-02	4.	Mar. 16, 2001	at Atlanta	Ron Tugnutt	34	3-0	59.		Mar. 1, 2012	at Colorado	Steve Mason	33	2-0	
	5.	Nov. 27, 2001	Phoenix	Ron Tugnutt	26	3-0	2012-13		60.	Mar. 9, 2013	Detroit	Sergei Bobrovsky	30	3-0
	6.	Jan. 16, 2002	NY Rangers	Marc Denis	31	2-0		61.	Mar. 16, 2013	Phoenix	Sergei Bobrovsky	39	1-0 SO	
	7.	Mar. 2, 2002	at Los Angeles	Ron Tugnutt	30	2-0		62.	Mar. 26, 2013	at Vancouver	Sergei Bobrovsky	34	0-1 SO	
2002-03	8.	Dec. 19, 2002	Calgary	Marc Denis	29	3-0		63.	Apr. 9, 2013	San Jose	Sergei Bobrovsky	30	4-0	
	9.	Jan. 4, 2003	Phoenix	Marc Denis	23	2-0	2013-14	64.	Nov. 25, 2013	at Toronto	Sergei Bobrovsky	18	6-0	
	10.	Feb. 12, 2003	San Jose	Marc Denis	38	1-0		65.	Dec. 3, 2013	Tampa Bay	Bobrovsky/McElhinney	26	1-0	
11.	Mar. 15, 2003	Minnesota	Marc Denis	24	5-0	66.		Dec. 6, 2013	Minnesota	Curtis McElhinney	20	4-0		
2003-04	12.	Apr. 2, 2003	Minnesota	Marc Denis	27	3-0	67.	Jan. 2, 2014	at Phoenix	Curtis McElhinney	34	2-0		
	13.	Oct. 11, 2003	NY Rangers	Marc Denis	25	5-0	68.	Jan. 10, 2014	Carolina	Sergei Bobrovsky	36	3-0		
	14.	Nov. 20, 2003	Detroit	Marc Denis	25	3-0	69.	Mar. 8, 2014	at Nashville	Sergei Bobrovsky	28	1-0		
	15.	Jan. 2, 2004	at Tampa Bay	Marc Denis	37	2-0	70.	Apr. 3, 2014	at Philadelphia	Sergei Bobrovsky	37	2-0		
	16.	Mar. 2, 2004	at Carolina	Marc Denis	25	3-0	71.	Apr. 6, 2014	NY Islanders	Sergei Bobrovsky	31	4-0		
	17.	Mar. 24, 2004	Minnesota	Marc Denis	20	2-0	2014-15	72.	Dec. 16, 2014	at Detroit	Sergei Bobrovsky	30	1-0 SO	
	2005-06	18.	Dec. 28, 2005	Anaheim	Marc Denis	40		1-0	73.	Apr. 8, 2015	Toronto	Sergei Bobrovsky	35	5-0
2006-07		19.	Oct. 27, 2006	Los Angeles	Pascal Leclaire	38		2-0	2015-16	74.	Nov. 20, 2015	Nashville	Sergei Bobrovsky	39
	20.	Dec. 2, 2006	at Edmonton	Fredrik Norrena	21	4-0	2016-17	75.		Oct. 22, 2016	at Dallas	Sergei Bobrovsky	32	3-0
	21.	Dec. 5, 2006	at Colorado	Fredrik Norrena	42	3-0		76.		Oct. 28, 2016	at Anaheim	Sergei Bobrovsky	35	4-0
2007-08	22.	Feb. 16, 2007	San Jose	Fredrik Norrena	29	3-0		77.	Nov. 4, 2016	Montreal	Sergei Bobrovsky	30	10-0	
	23.	Oct. 5, 2007	Anaheim	Pascal Leclaire	28	4-0	78.	Feb. 25, 2017	NY Islanders	Joonas Korpisalo	24	7-0		
	24.	Oct. 10, 2007	Phoenix	Pascal Leclaire	32	3-0	79.	Mar. 2, 2017	Minnesota	Sergei Bobrovsky	38	1-0		
	25.	Oct. 19, 2007	at Buffalo	Pascal Leclaire	21	3-0	80.	Mar. 5, 2017	at New Jersey	Sergei Bobrovsky	20	3-0		
	26.	Oct. 25, 2007	St. Louis	Pascal Leclaire	36	3-0	81.	Mar. 7, 2017	New Jersey	Sergei Bobrovsky	33	2-0		
	27.	Nov. 4, 2007	St. Louis	Pascal Leclaire	21	3-0	82.	Mar. 25, 2017	Philadelphia	Sergei Bobrovsky	36	1-0		
	28.	Nov. 23, 2007	at Minnesota	Pascal Leclaire	32	4-0	2017-18	83.	Oct. 6, 2017	NY Islanders	Sergei Bobrovsky	29	5-0	
	29.	Dec. 26, 2007	Atlanta	Pascal Leclaire	21	2-0		84.	Nov. 17, 2017	NY Rangers	Sergei Bobrovsky	36	2-0	
	30.	Jan. 24, 2008	at Chicago	Pascal Leclaire	30	1-0		85.	Nov. 22, 2017	Calgary	Sergei Bobrovsky	22	1-0 OT	
	2008-09	31.	Feb. 23, 2008	at Montreal	Pascal Leclaire	31	3-0	86.	Dec. 9, 2017	Arizona	Sergei Bobrovsky	35	1-0	
32.		Mar. 18, 2008	Calgary	Fredrik Norrena	18	3-0	87.	Mar. 22, 2018	Florida	Sergei Bobrovsky	33	4-0		
33.		Mar. 26, 2008	Chicago	Fredrik Norrena	17	4-0	2018-19	88.	Dec. 17, 2018	Vegas	Sergei Bobrovsky	28	1-0	
34.		Nov. 22, 2008	at Atlanta	Steve Mason	15	2-0		89.	Dec. 23, 2018	at New Jersey	Sergei Bobrovsky	39	3-0	
35.		Nov. 29, 2008	Washington	Steve Mason	26	3-0		90.	Feb. 12, 2019	Washington	Sergei Bobrovsky	20	3-0	
36.		Dec. 27, 2008	Philadelphia	Steve Mason	20	3-0	91.	Feb. 22, 2019	at Ottawa	Sergei Bobrovsky	22	3-0		
37.		Dec. 29, 2008	at Los Angeles	Steve Mason	24	2-0	92.	Feb. 23, 2019	San Jose	Sergei Bobrovsky	26	4-0		
38.		Dec. 31, 2008	at Anaheim	Steve Mason	27	2-0	93.	Mar. 15, 2019	Carolina	Sergei Bobrovsky	46	3-0		
39.		Jan. 9, 2009	at Washington	Steve Mason	45	3-0	94.	Mar. 24, 2019	at Vancouver	Sergei Bobrovsky	21	5-0		
40.		Jan. 30, 2009	Ottawa	Steve Mason	17	1-0	95.	Mar. 26, 2019	NY Islanders	Sergei Bobrovsky	26	4-0		
41.		Feb. 10, 2009	Colorado	Daniel LaCosta	31	3-0	96.	Mar. 31, 2019	at Buffalo	Sergei Bobrovsky	38	4-0		
42.		Feb. 26, 2009	at Edmonton	Steve Mason	19	1-0	2019-20	97.	Nov. 25, 2019	Ottawa	Joonas Korpisalo	25	1-0	
43.		Mar. 10, 2009	Boston	Steve Mason	35	2-0		98.	Dec. 16, 2019	Washington	Joonas Korpisalo	30	3-0	
44.		Mar. 26, 2009	Calgary	Steve Mason	33	5-0		99.	Jan. 11, 2020	at Vegas	Elvis Merzlikins	27	3-0	
2009-10		45.	Oct. 10, 2009	at Phoenix	Mathieu Garon	36	2-0	100.	Jan. 14, 2020	Boston	Elvis Merzlikins	34	3-0	
	46.	Dec. 9, 2009	Florida	Steve Mason	32	3-0	101.	Jan. 18, 2020	New Jersey	Elvis Merzlikins	41	5-0		
	47.	Dec. 28, 2009	Detroit	Steve Mason	34	1-0 OT	102.	Feb. 4, 2020	Florida	Elvis Merzlikins	32	1-0 OT		
	48.	Jan. 10, 2010	Dallas	Mathieu Garon	26	2-0	103.	Feb. 7, 2020	Detroit	Elvis Merzlikins	16	2-0		
2010-11	49.	Feb. 6, 2010	Buffalo	Steve Mason	28	4-0	2020-21	104.	Feb. 18, 2021	Nashville	Elvis Merzlikins	32	3-0	
	50.	Feb. 10, 2010	San Jose	Steve Mason	40	3-0		105.	Apr. 27, 2021	Detroit	Elvis Merzlikins	41	1-0 SO	
	51.	Apr. 9, 2010	Detroit	Steve Mason	45	0-1 SO	2021-22	106.	Nov. 24, 2021	Winnipeg	Elvis Merzlikins	36	3-0	
	52.	Nov. 2, 2010	Montreal	Mathieu Garon	29	3-0		107.	Jan. 13, 2022	at Carolina	Elvis Merzlikins	31	6-0	
	53.	Nov. 4, 2010	at Atlanta	Mathieu Garon	25	3-0		2023-24	108.	Jan. 30, 2024	at St. Louis	Elvis Merzlikins	21	1-0
	54.	Nov. 20, 2010	at San Jose	Mathieu Garon	35	3-0								
	55.	Nov. 22, 2010	Nashville	Steve Mason	27	2-0								

RECORD BOOK



OVERTIME WINS continued

SEASON	NO.	DATE	OPPONENT	GAME-WINNING GOAL	ASSIST(S)	GOALTENDER	TIME	RESULT	
2011-12	41.	Nov. 19, 2011	at Nashville	James Wisniewski	Antoine Vermette	Pekka Rinne	2:43	4-3	
	42.	Feb. 3, 2012	at Anaheim	Derick Brassard	Unassisted	Jonas Hiller	3:55	3-2	
2012-13	43.	Mar. 3, 2013	Colorado	Artem Anisimov (PP)	Tim Erixon, Mark Letestu	Semyon Varlamov	2:26	2-1	
	44.	Mar. 7, 2013	Vancouver	Matt Calvert	Fedor Tyutin, Jack Johnson	Cory Schneider	4:03	2-1	
	45.	Mar. 31, 2013	Anaheim	Mark Letestu	Nikita Nikitin, Dalton Prout	Jonas Hiller	4:00	2-1	
	46.	Apr. 15, 2013	at Colorado	Nick Foligno	Fedor Tyutin	Jean-Sebastien Giguere	4:31	4-3	
2013-14	47.	Apr. 17, 2013	at Anaheim	Fedor Tyutin	Nick Foligno, Marian Gaborik	Viktor Fasth	2:19	3-2	
	48.	Nov. 20, 2013	at Calgary	Nikita Nikitin	David Savard, Cam Atkinson	Reto Berra	2:25	2-1	
	49.	Mar. 29, 2014	at Carolina	Ryan Johansen (PP)	Artem Anisimov, James Wisniewski	Anton Khudobin	2:40	3-2	
	50.	Apr. 8, 2014	Phoenix	Ryan Johansen	James Wisniewski	Thomas Greiss	3:33	4-3	
2014-15	51.	Dec. 9, 2014	Philadelphia	Kevin Connauton	Ryan Johansen	Steve Mason	1:58	3-2	
	52.	Dec. 11, 2014	at Washington	Nick Foligno (PP)	Jack Johnson, Ryan Johansen	Braden Holtby	4:41	3-2	
	53.	Feb. 13, 2015	Philadelphia	Artem Anisimov	James Wisniewski, Nick Foligno	Ray Emery	2:17	4-3	
	54.	Mar. 21, 2015	at Calgary	Rene Bourque	Kevin Connauton, Fedor Tyutin	Karri Ramo	4:01	3-2	
2015-16	55.	Mar. 31, 2015	New Jersey	Jack Johnson	David Savard, Ryan Johansen	Cory Schneider	0:56	3-2	
	56.	Nov. 27, 2015	Pittsburgh	Cam Atkinson	Brandon Dubinsky, Jack Johnson	Marc-Andre Fleury	2:42	2-1	
	57.	Apr. 9, 2016	Chicago	Scott Hartnell (PP)	Cam Atkinson, Seth Jones	Corey Crawford	2:28	5-4	
2016-17	58.	Nov. 1, 2016	Dallas	Seth Jones	Brandon Saad, Alexander Wennberg	Antti Niemi	0:46	3-2	
	59.	Nov. 9, 2016	Anaheim	Zach Werenski	Alexander Wennberg, Brandon Saad	John Gibson	1:21	3-2	
	60.	Nov. 15, 2016	Washington	Cam Atkinson	Brandon Dubinsky	Philipp Grubauer	0:37	2-1	
	61.	Dec. 18, 2016	at Vancouver	Seth Jones	Cam Atkinson	Ryan Miller	0:46	4-3	
2017-18	62.	Jan. 8, 2017	Philadelphia	Nick Foligno	Seth Jones	Steve Mason	2:33	2-1	
	63.	Jan. 22, 2017	at Ottawa	Cam Atkinson	Unassisted	Mike Condon	1:09	7-6	
	64.	Feb. 7, 2017	at Detroit	Seth Jones	Brandon Dubinsky	Petr Mrazek	3:22	3-2	
	65.	Feb. 17, 2017	Pittsburgh	Brandon Dubinsky	Cam Atkinson, Seth Jones	Matt Murray	1:04	2-1	
	66.	Mar. 18, 2017	at NY Islanders	Cam Atkinson	Brandon Dubinsky, Zach Werenski	Thomas Greiss	1:19	3-2	
	67.	Oct. 10, 2017	at Carolina	Sonny Milano	Unassisted	Scott Darling	4:29	2-1	
	68.	Oct. 14, 2017	at Minnesota	Alexander Wennberg	Artemi Panarin, Seth Jones	Devan Dubnyk	0:47	5-4	
	69.	Oct. 27, 2017	Winnipeg	Josh Anderson	Unassisted	Steve Mason	2:38	2-1	
	70.	Nov. 14, 2017	at Montreal	Zach Werenski	Cam Atkinson, Brandon Dubinsky	Charlie Lindgren	1:09	2-1	
	71.	Nov. 22, 2017	Calgary	Josh Anderson	Nick Foligno	Mike Smith	2:02	1-0	
	72.	Jan. 8, 2018	at Toronto	Artemi Panarin	Zach Werenski, Seth Jones	Frederik Andersen	3:11	3-2	
	73.	Mar. 8, 2018	Colorado	Seth Jones	Pierre-Luc Dubois, Artemi Panarin	Semyon Varlamov	0:59	5-4	
	74.	Mar. 19, 2018	at Boston	Cam Atkinson	Ryan Murray, Alexander Wennberg	Tuukka Rask	2:55	5-4	
	2018-19	75.	Apr. 3, 2018	Detroit	Pierre-Luc Dubois	Ryan Murray, Oliver Bjorkstrand	Jimmy Howard	2:55	5-4
76.		Oct. 4, 2018	at Detroit	Artemi Panarin	Nick Foligno, Markus Nutivaara	Jimmy Howard	2:11	3-2	
77.		Oct. 27, 2018	Buffalo	Artemi Panarin	Pierre-Luc Dubois	Linus Ullmark	0:31	5-4	
78.		Dec. 6, 2018	at Philadelphia	Seth Jones	Cam Atkinson	Anthony Stolarz	0:10	4-3	
79.		Dec. 27, 2018	at NY Rangers	Pierre-Luc Dubois	Artemi Panarin, Seth Jones	Henrik Lundqvist	0:31	4-3	
80.		Jan. 5, 2019	at Florida	Seth Jones	Pierre-Luc Dubois, Artemi Panarin	James Reimer	0:18	4-3	
81.		Jan. 10, 2019	Nashville	Artemi Panarin (PP)	Seth Jones, Cam Atkinson	Pekka Rinne	1:22	4-3	
82.		Jan. 12, 2019	at Washington	Artemi Panarin (PP)	Seth Jones	Phoenix Copley	3:20	2-1	
83.		Feb. 28, 2019	Philadelphia	Seth Jones	Artemi Panarin	Brian Elliott	4:27	4-3	
2019-20		84.	Oct. 7, 2019	Buffalo	Alexandre Texier	Nick Foligno	Linus Ullmark	2:08	4-3
	85.	Oct. 21, 2019	at Toronto	Gus Nyquist (penalty shot)		Frederik Andersen	1:57	4-3	
	86.	Oct. 24, 2019	Carolina	Cam Atkinson	Pierre-Luc Dubois, Seth Jones	Petr Mrazek	3:28	4-3	
	87.	Nov. 15, 2019	St. Louis	Zach Werenski (PP)	Seth Jones, Cam Atkinson	Jake Allen	3:34	3-2	
	88.	Dec. 19, 2019	Los Angeles	Pierre-Luc Dubois	Gus Nyquist, Seth Jones	Jack Campbell	1:11	3-2	
	89.	Jan. 2, 2020	at Boston	Pierre-Luc Dubois	Seth Jones	Tuukka Rask	0:52	2-1	
	90.	Feb. 4, 2020	Florida	Zach Werenski	Unassisted	Sergei Bobrovsky	1:54	1-0	
	91.	Feb. 24, 2020	Ottawa	Emil Bemstrom	Zach Werenski, Boone Jenner	Marcus Hogberg	4:35	4-3	
	2020-21	92.	Mar. 13, 2021	Dallas	Zach Werenski	Oliver Bjorkstrand, Jack Roslovic	Jake Oettinger	4:55	4-3
		93.	Mar. 18, 2021	at Carolina	Seth Jones	Oliver Bjorkstrand	Alex Nedeljkovic	4:09	3-2
94.		May 8, 2021	Detroit	Max Domi	Oliver Bjorkstrand, Seth Jones	Calvin Pickard	4:39	5-4	
2021-22		95.	Oct. 16, 2021	Seattle	Patrik Laine	Zach Werenski, Max Domi	Philipp Grubauer	2:16	2-1
	96.	Oct. 21, 2021	NY Islanders	Patrik Laine	Zach Werenski, Oliver Bjorkstrand	Ilya Sorokin	1:49	3-2	
	97.	Nov. 3, 2021	at Colorado	Jake Bean	Jakub Voracek, Cole Sillinger	Jonas Johansson	1:12	5-4	
	98.	Dec. 11, 2021	at Seattle	Jake Bean	Jakub Voracek, Sean Kuraly	Philipp Grubauer	0:55	5-4	
	99.	Feb. 10, 2022	at Buffalo	Jakub Voracek	Zach Werenski, Boone Jenner	Dustin Tokarski	0:16	4-3	
	100.	Feb. 22, 2022	Toronto	Patrik Laine	Jakub Voracek, Zach Werenski	Jack Campbell	0:20	4-3	
	101.	Apr. 9, 2022	at Detroit	Jack Roslovic	Gus Nyquist, Zach Werenski	Alex Nedeljkovic	3:19	5-4	
2022-23	102.	Oct. 18, 2022	Vancouver	Vladislav Gavrikov	Yegor Chinakhov, Jakub Voracek	Spencer Martin	3:21	4-3	
	103.	Nov. 15, 2022	Philadelphia	Vladislav Gavrikov	Yegor Chinakhov, Cole Sillinger	Carter Hart	3:14	5-4	
	104.	Dec. 11, 2022	Los Angeles	Johnny Gaudreau	Patrik Laine, Vladislav Gavrikov	Jonathan Quick	0:40	6-5	
	105.	Jan. 25, 2023	at Edmonton	Kent Johnson	Johnny Gaudreau, Erik Gudbranson	Stuart Skinner	2:29	3-2	
	106.	Mar. 14, 2023	at San Jose	Johnny Gaudreau	Patrik Laine	Kaapo Kahkonen	4:17	6-5	
2023-24	107.	Mar. 21, 2023	at Washington	Jack Roslovic	Johnny Gaudreau	Charlie Lindgren	2:43	7-6	
	108.	Mar. 24, 2023	NY Islanders	Boone Jenner (PP)	Johnny Gaudreau, Adam Boqvist	Ilya Sorokin	0:40	5-4	
	109.	Apr. 2, 2023	Ottawa	Kirill Marchenko	Johnny Gaudreau	Cam Talbot	0:16	4-3	
	110.	Apr. 13, 2023	Pittsburgh	Johnny Gaudreau	Adam Boqvist, Sean Kuraly	Tristan Jarry	1:00	3-2	
	111.	Oct. 21, 2023	at Minnesota	Jack Roslovic	Johnny Gaudreau	Filip Gustavsson	3:07	5-4	
	112.	Dec. 14, 2023	at Toronto	Kent Johnson	Zach Werenski, Justin Danforth	Ilya Samsonov	3:26	6-5	
	113.	Dec. 29, 2023	Toronto	Johnny Gaudreau	Damon Severson, Justin Danforth	Ilya Samsonov	2:56	6-5	



ALL-TIME STATISTICS

OVERTIME LOSSES - 109

SEASON	NO.	DATE	OPPONENT	GAME-WINNING GOAL	ASSIST(S)	GOALTENDER	TIME	RESULT
2000-01	1.	Oct. 22, 2000	Detroit	Kirk Maltby	Sergei Fedorov, Jiri Fischer	Ron Tugnutt	2:01	1-2
	2.	Dec. 13, 2000	at Anaheim	Niclas Havelid	Marty McInnis, Anthony Hrkac	Marc Denis	2:13	4-5
	3.	Jan. 17, 2001	at Minnesota	Sean O'Donnell	Scott Pellerin, Brad Bombardir	Ron Tugnutt	3:53	2-3
	4.	Jan. 31, 2001	Detroit	Steve Yzerman	Igor Larionov	Ron Tugnutt	1:00	2-3
	5.	Feb. 17, 2001	Pittsburgh	Alexei Kovalev	Martin Straka	Ron Tugnutt	1:19	2-3
	6.	Feb. 20, 2001	at San Jose	Marco Sturm	Bryan Marchment, Jeff Friesen	Ron Tugnutt	4:18	2-3
2001-02	7.	Nov. 21, 2001	Detroit	Luc Robitaille (PP)	Nicklas Lidstrom, Igor Larionov	Ron Tugnutt	4:17	0-1
	8.	Feb. 9, 2002	Nashville	Denis Arhipov	Vladimir Orszagh, Andy Delmore	Marc Denis	2:45	0-1
	9.	Feb. 28, 2002	Pittsburgh	Michal Rozsival	Jan Hrdina, Kris Beech	Ron Tugnutt	1:42	3-4
	10.	Mar. 21, 2002	Detroit	Sergei Fedorov	Brendan Shanahan, Nicklas Lidstrom	Marc Denis	0:25	2-3
	11.	Mar. 28, 2002	at Vancouver	Andrew Cassels	Todd Bertuzzi, Mattias Ohlund	Marc Denis	4:20	3-4
2002-03	12.	Nov. 5, 2002	Washington	Peter Bondra	Michael Nylander, Kip Miller	Marc Denis	4:56	3-4
	13.	Nov. 17, 2002	at Dallas	Pierre Turgeon	Scott Young, Sergei Zubov	Marc Denis	3:19	2-3
	14.	Mar. 8, 2003	Calgary	Jarome Iginla	Craig Conroy	Marc Denis	4:52	2-3
2003-04	15.	Oct. 30, 2003	at Edmonton	Brad Isbister	Mike York, Marc-Andre Bergeron	Marc Denis	2:29	3-4
	16.	Dec. 12, 2003	St. Louis	Doug Weight	Pavol Demitra, Keith Tkachuk	Fred Brathwaite	4:51	2-3
	17.	Dec. 16, 2003	at St. Louis	Keith Tkachuk	Chris Pronger, Pavol Demitra	Marc Denis	4:17	1-2
	18.	Feb. 14, 2004	San Jose	Marco Sturm	Patrick Marleau, Brad Stuart	Marc Denis	4:43	1-2
	19.	Mar. 13, 2006	at St. Louis	Christian Backman	Keith Tkachuk, Jay McClement	Pascal Leclaire	3:49	2-3
2006-07	20.	Oct. 6, 2006	Vancouver	Daniel Sedin	Henrik Sedin	Pascal Leclaire	0:31	2-3
	21.	Dec. 29, 2006	at Minnesota	Wes Walz	Martin Skoula, Pavol Demitra	Ty Conklin	1:29	3-4
2007-08	22.	Dec. 10, 2007	Anaheim	Chris Pronger (PP)	Ryan Getzlaf, Mathieu Schneider	Pascal Leclaire	3:14	3-4
	23.	Feb. 5, 2008	Washington	Alex Ovechkin	Tom Poti, Shaone Morrisonn	Fredrik Norrena	2:28	3-4
	24.	Feb. 8, 2008	at San Jose	Joe Thornton (PP)	Sandis Ozolinsh, Patrick Marleau	Fredrik Norrena	1:49	1-2
	25.	Mar. 7, 2008	Edmonton	Andrew Cogliano	Robert Nilsson	Pascal Leclaire	1:53	1-2
2008-09	26.	Nov. 3, 2008	at NY Islanders	Chris Campoli	Mike Comrie	Fredrik Norrena	3:13	3-4
	27.	Mar. 24, 2009	at Tampa Bay	Martin St. Louis	Steven Stamkos, Richard Peltot	Steve Mason	3:04	1-2
	28.	Apr. 5, 2009	Chicago	Kris Versteeg	Andrew Ladd	Steve Mason	3:10	0-1
2009-10	29.	Dec. 31, 2009	Nashville	David Legwand	Joel Ward	Mathieu Garon	0:28	1-2
	30.	Mar. 2, 2010	Vancouver	Christian Ehrhoff	Ryan Kesler, Alexandre Burrows	Steve Mason	1:33	3-4
	31.	Mar. 20, 2010	at Nashville	Cody Franson	Martin Erat, Colin Wilson	Steve Mason	1:54	0-1
	32.	Mar. 27, 2010	NY Islanders	Josh Bailey	John Tavares, Mark Streit	Mathieu Garon	2:58	3-4
	33.	Apr. 5, 2010	at St. Louis	Erik Johnson (PP)	Andy McDonald, David Perron	Mathieu Garon	3:59	1-2
2010-11	34.	Dec. 13, 2010	at Calgary	Jarome Iginla	Alex Tanguay, Cory Sarich	Mathieu Garon	3:49	2-3
	35.	Dec. 15, 2010	at Vancouver	Ryan Kesler (PP)	Daniel Sedin, Henrik Sedin	Mathieu Garon	3:30	2-3
	36.	Jan. 15, 2011	at Detroit	Johan Franzen	Henrik Zetterberg, Niklas Kronwall	Steve Mason	0:45	5-6
	37.	Mar. 9, 2011	St. Louis	Chris Stewart	Carlo Colaiacovo, Kevin Shattenkirk	Mathieu Garon	0:54	3-4
	38.	Mar. 31, 2011	at Washington	Jason Chimera	Brooks Laich, John Carlson	Steve Mason	2:30	3-4
2011-12	39.	Dec. 8, 2011	Nashville	Colin Wilson	Martin Erat	Curtis Sanford	1:45	3-4
	40.	Feb. 19, 2012	at NY Rangers	Derek Stepan	Michael Del Zotto, Marian Gaborik	Steve Mason	0:22	2-3
2012-13	41.	Feb. 7, 2013	Calgary	Alex Tanguay	Jarome Iginla, T.J. Brodie	Sergei Bobrovsky	1:07	3-4
	42.	Feb. 26, 2013	Dallas	Loui Eriksson	Derek Roy, Brenden Dillon	Sergei Bobrovsky	3:03	4-5
	43.	Mar. 1, 2013	at Chicago	Brent Seabrook	Jonathan Toews, Viktor Stalberg	Steve Mason	3:23	3-4
2013-14	44.	Nov. 12, 2013	at Washington	Alex Ovechkin	Marcus Johansson, John Carlson	Sergei Bobrovsky	1:34	3-4
	45.	Nov. 14, 2013	at Boston	Milan Lucic	Unassisted	Sergei Bobrovsky	4:11	2-3
	46.	Dec. 14, 2013	St. Louis	David Backes	Unassisted	Mike McKenna	0:22	3-4
	47.	Feb. 6, 2014	at Los Angeles	Robyn Regehr	Mike Richards, Jeff Carter	Sergei Bobrovsky	2:33	1-2
	48.	Apr. 1, 2014	Colorado	Gabriel Landeskog (PP)	Tyson Barrie, Nathan MacKinnon	Sergei Bobrovsky	4:27	2-3
2014-15	49.	Nov. 7, 2014	at Carolina	Elias Lindholm (PP)	Eric Staal, Victor Rask	Curtis McElhinney	4:22	2-3
	50.	Dec. 18, 2014	Washington	Eric Fehr	Mike Green	Sergei Bobrovsky	0:42	4-5
	51.	Apr. 6, 2015	at NY Rangers	Derek Stepan	Keith Yandle	Sergei Bobrovsky	4:10	3-4
2015-16	52.	Dec. 8, 2015	Los Angeles	Alec Martinez	Nick Shore, Dustin Brown	Curtis McElhinney	4:33	2-3
	53.	Dec. 12, 2015	NY Islanders	Kyle Okposo	Josh Bailey	Curtis McElhinney	2:16	2-3
	54.	Jan. 9, 2016	Carolina	Jordan Staal	Jacob Slavin	Joonas Korpisalo	2:45	3-4
	55.	Feb. 16, 2016	at Boston	Loui Eriksson	Torey Krug, David Krejci	Joonas Korpisalo	0:33	1-2
2016-17	56.	Oct. 25, 2016	at Los Angeles	Alec Martinez	Tanner Pearson, Tyler Toffoli	Sergei Bobrovsky	1:14	2-3
	57.	Nov. 5, 2016	at St. Louis	Vladimir Tarasenko	Alexander Steen, Kevin Shattenkirk	Curtis McElhinney	4:17	1-2
	58.	Nov. 21, 2016	Colorado	Matt Duchene	Erik Johnson	Curtis McElhinney	1:49	2-3
	59.	Feb. 3, 2017	at Pittsburgh	Phil Kessel (PP)	Kris Letang, Justin Schultz	Sergei Bobrovsky	3:15	3-4
	60.	Feb. 28, 2017	at Montreal	Alex Galchenyuk (PP)	Shea Weber, Max Pacioretty	Sergei Bobrovsky	3:53	0-1
2017-18	61.	Mar. 30, 2017	at Carolina	Noah Hanifin	Jeff Skinner, Teuvo Teravainen	Joonas Korpisalo	2:16	1-2
	62.	Feb. 16, 2018	Philadelphia	Sean Couturier	Travis Konecny	Sergei Bobrovsky	1:52	1-2
	63.	Mar. 31, 2018	at Vancouver	Alexander Edler	Brandon Sutter	Joonas Korpisalo	1:21	4-5
	64.	Apr. 5, 2018	Pittsburgh	Phil Kessel	Unassisted	Sergei Bobrovsky	1:06	4-5
2018-19	65.	Nov. 4, 2018	at Anaheim	Cam Fowler	Adam Henrique, Jakob Silfverberg	Joonas Korpisalo	0:36	2-3
	66.	Dec. 15, 2018	Anaheim	Daniel Sprong	Adam Henrique	Sergei Bobrovsky	1:19	1-2
	67.	Mar. 16, 2019	at Boston	Brad Marchand	Patrice Bergeron	Joonas Korpisalo	3:30	1-2
2019-20	68.	Oct. 18, 2019	at Chicago	Jonathan Toews	Patrick Kane	Elvis Merzlikins	0:46	2-3
	69.	Oct. 19, 2019	NY Islanders	Brock Nelson	Nick Leddy, Anthony Beauvillier	Joonas Korpisalo	0:33	2-3
	70.	Nov. 1, 2019	at St. Louis	David Perron (PP)	Alex Pietrangelo, Ryan O'Reilly	Elvis Merzlikins	0:08	3-4
	71.	Dec. 12, 2019	at Pittsburgh	Bryan Rust (PP)	Kris Letang, Jake Guentzel	Joonas Korpisalo	3:02	0-1
	72.	Dec. 14, 2019	at Ottawa	Anthony Duclair (PP)	Thomas Chabot, Jean-Gabriel Pageau	Joonas Korpisalo	1:56	3-4
	73.	Dec. 27, 2019	at Washington	T.J. Oshie (PP)	Nicklas Backstrom, Alex Ovechkin	Joonas Korpisalo	3:13	1-2
	74.	Feb. 1, 2020	at Buffalo	Jack Eichel	Rasmus Ristolainen, Sam Reinhart	Matiss Kivlenieks	0:36	1-2



OVERTIME LOSSES - 109

SEASON	NO.	DATE	OPPONENT	GAME-WINNING GOAL	ASSIST(S)	GOALTENDER	TIME	RESULT
2019-20	75.	Feb. 10, 2020	Tampa Bay	Nikita Kucherov	Victor Hedman, Brayden Point	Elvis Merzlikins	0:31	1-2
	76.	Feb. 13, 2020	at Buffalo	Victor Olofsson	Jack Eichel, Rasmus Dahlin	Mattias Kivlenieks	2:44	3-4
	77.	Feb. 20, 2020	Philadelphia	Kevin Hayes	Travis Konecny, Philippe Myers	Elvis Merzlikins	3:51	3-4
	78.	Mar. 4, 2020	at Calgary	TJ Brodie	Sean Monahan, Johnny Gaudreau	Joonas Korpisalo	4:49	2-3
2020-21	79.	Jan. 19, 2021	at Detroit	Tyler Bertuzzi	Dylan Larkin	Elvis Merzlikins	0:15	2-3
	80.	Jan. 21, 2021	Tampa Bay	Brayden Point	Victor Hedman, Steven Stamkos	Joonas Korpisalo	1:56	2-3
	81.	Feb. 13, 2021	at Chicago	Alex DeBrincat	Patrick Kane	Joonas Korpisalo	0:35	2-3
	82.	Mar. 11, 2021	Florida	Frank Vatrano	Jonathan Huberdeau, Aaron Ekblad	Elvis Merzlikins	2:48	4-5
	83.	Mar. 25, 2021	Carolina	Sebastian Aho	Martin Necas	Joonas Korpisalo	1:26	3-4
	84.	Apr. 12, 2021	Chicago	Brandon Hagel	Kirby Dach, Wyatt Kalynuk	Joonas Korpisalo	1:25	3-4
	85.	Apr. 25, 2021	at Tampa Bay	Victor Hedman	Brayden Point	Elvis Merzlikins	0:10	3-4
	86.	May 1, 2021	at Carolina	Dougie Hamilton	Alex Nedeljkovic	Elvis Merzlikins	4:07	1-2
2021-22	87.	May 3, 2021	Nashville	Roman Josi	Erik Haula, Calle Jankrok	Elvis Merzlikins	3:24	3-4
	88.	Mar. 4, 2022	Los Angeles	Viktor Arvidsson	Phillip Danault	Elvis Merzlikins	4:00	3-4
	89.	Mar. 25, 2022	at Winnipeg	Nikolaj Ehlers	Kyle Connor	Elvis Merzlikins	0:21	3-4
	90.	Mar. 26, 2022	at Minnesota	Jared Spurgeon	Kevin Fiala, Frederick Gaudreau	Elvis Merzlikins	1:24	2-3
	91.	Apr. 4, 2022	Boston	Jake DeBrusk	Hampus Lindholm	Elvis Merzlikins	1:03	2-3
2022-23	92.	Nov. 12, 2022	at NY Islanders	Zach Parise	Jean-Gabriel Pageau, Adam Pelech	Joonas Korpisalo	0:39	3-4
	93.	Jan. 23, 2023	at Calgary	Dilon Dube	Andrew Mangiapane	Joonas Korpisalo	2:25	3-4
	94.	Jan. 31, 2023	Washington	Evgeny Kuznetsov	Marcus Johansson, Erik Gustafsson	Joonas Korpisalo	0:26	3-4
	95.	Feb. 19, 2023	at Arizona	Barrett Hayton	Mattias Macceili	Elvis Merzlikins	2:00	2-3
	96.	Feb. 26, 2023	at Minnesota	Kirill Kaprizov	Calen Addison, Mats Zuccarello	Elvis Merzlikins	4:40	2-3
	97.	Mar. 7, 2023	at Pittsburgh	Sidney Crosby (PP)	Eugen Malkin	Michael Hutchinson	2:45	4-5
	98.	Mar. 30, 2023	at Boston	David Pastrnak	Hampus Lindholm, Tomas Nosek	Michael Hutchinson	0:41	1-2
2023-24	99.	Apr. 11, 2023	at Philadelphia	Owen Tippett	Ivan Provorov, Cam York	Michael Hutchinson	4:44	3-4
	100.	Oct. 24, 2023	Anaheim	Frank Vatrano	Benoix Groulx	Elvis Merzlikins	2:20	2-3
	101.	Oct. 26, 2023	at Montreal	Cole Caufield	Nick Suzuki, Josh Harris	Elvis Merzlikins	4:17	3-4
	102.	Nov. 6, 2023	at Florida	Carter Verhaeghe	Anton Lundell, Matthew Tkachuk	Spencer Martin	1:26	4-5
	103.	Dec. 5, 2023	Los Angeles	Drew Doughty	Anze Kopitar, Adrian Kempe	Elvis Merzlikins	0:33	3-4
	104.	Dec. 21, 2023	Washington	Alex Ovechkin (PP)	Dylan Strome, John Carlson	Elvis Merzlikins	4:07	2-3
	105.	Dec. 27, 2023	at New Jersey	Timo Meier	Unassisted	Elvis Merzlikins	2:12	3-4
	106.	Dec. 30, 2023	at Buffalo	Jeff Skinner	Owen Power, Tage Thompson	Daniil Tarasov	1:20	2-3
	107.	Jan. 6, 2024	Minnesota	Marco Rossi	Matt Boldy, Brock Faber	Daniil Tarasov	3:05	3-4
	108.	Jan. 27, 2024	at Vancouver	Elias Pettersson	Brock Boeser, Quinn Hughes	Elvis Merzlikins	4:01	4-5
	109.	Mar. 19, 2024	at Detroit	Patrick Kane	Alex DeBrincat, Moritz Seider	Daniil Tarasov	0:48	3-4

SHOOTOUT RECORD BY SEASON

SEASON	HOME				ROAD				OVERALL			
	GP	W	L	PTS	GP	W	L	PTS	GP	W	L	PTS
2005-06	3	3	0	6	8	5	3	13	11	8	3	19
2006-07	4	1	3	5	6	4	2	10	10	5	5	15
2007-08	6	2	4	8	5	1	4	6	11	3	8	14
2008-09	5	3	2	8	8	3	5	11	13	6	7	19
2009-10	8	2	6	10	4	0	4	4	12	2	10	14
2010-11	9	5	4	14	4	0	4	4	13	5	8	18
2011-12	3	1	2	4	6	3	3	9	9	4	5	13
2012-13	5	2	3	7	4	3	1	7	9	5	4	14
2013-14	2	0	2	2	5	5	0	10	7	5	2	12
2014-15	5	4	1	9	6	5	1	11	11	9	2	20
2015-16	7	5	2	12	3	1	2	4	10	6	4	16
2016-17	1	1	0	2	3	1	2	4	4	2	2	6
2017-18	6	5	1	11	4	1	3	5	10	6	4	16
2018-19	1	0	1	1	2	2	0	4	3	2	1	5
2019-20	1	0	1	1	3	0	3	3	4	0	4	4
2020-21	5	2	3	7	1	1	0	2	6	3	3	9
2021-22	5	2	3	7	2	2	0	4	7	4	3	11
2022-23	2	1	1	3	0	0	0	0	2	1	1	3
2023-24	3	2	1	5	2	1	1	3	5	3	2	8
TOTALS	81	41	40	122	76	38	38	114	157	79	78	236

*Shootout began in 2005-06



SHOOTOUT RECORD BY TEAM

TEAM	HOME				ROAD				OVERALL			
	GP	W	L	PTS	GP	W	L	PTS	GP	W	L	PTS
Anaheim	3	2	1	5	3	2	1	5	6	4	2	10
Boston	4	1	3	5	2	0	2	2	6	1	5	7
Buffalo	0	0	0	0	1	1	0	2	1	1	0	2
Calgary	3	1	2	4	4	3	1	7	7	4	3	11
Carolina	2	2	0	4	2	2	0	4	4	4	0	8
Chicago	7	1	6	8	3	1	2	4	10	2	8	12
Colorado	1	0	1	1	2	0	2	2	3	0	3	3
Dallas	6	2	4	8	2	1	1	3	8	3	5	11
Detroit	6	3	3	9	9	5	4	14	15	8	7	23
Edmonton	4	4	0	8	3	2	1	5	7	6	1	13
Florida	6	4	2	10	2	1	1	3	8	5	3	13
Los Angeles	3	1	2	4	0	0	0	0	3	1	2	4
Minnesota	4	3	1	7	4	3	1	7	8	6	2	14
Montreal	2	1	1	3	2	1	1	3	4	2	2	6
Nashville	5	3	2	8	6	1	5	7	11	4	7	15
New Jersey	0	0	0	0	5	3	2	8	5	3	2	8
NY Islanders	3	2	1	5	3	2	1	5	6	4	2	10
NY Rangers	1	0	1	1	4	2	2	6	5	2	3	7
Ottawa	2	0	2	2	1	1	0	2	3	1	2	4
Philadelphia	3	3	0	6	1	1	0	2	4	4	0	8
Pittsburgh	4	3	1	7	2	0	2	2	6	3	3	9
St. Louis	3	1	2	4	3	0	3	3	6	1	5	7
San Jose	2	0	2	2	0	0	0	0	2	0	2	2
Seattle	0	0	0	0	0	0	0	0	0	0	0	0
Tampa Bay	0	0	0	0	2	0	2	2	2	0	2	2
Toronto	0	0	0	0	1	1	0	2	1	1	0	2
Vancouver	3	2	1	5	5	3	2	8	8	5	3	13
Vegas	1	0	1	1	0	0	0	0	1	0	1	1
Washington	1	1	0	2	1	0	1	1	2	1	1	3
Winnipeg	0	0	0	0	0	0	0	0	0	0	0	0
TOTALS	81	41	40	122	76	38	38	114	157	79	78	236



ALL-TIME STATISTICS

SHOOTOUT WINS - 79

SEASON	NO.	DATE	OPPONENT	SHOOTOUT DECIDING GOAL	GOALTENDER	ROUND	SHOOTOUT SCORE	GAME SCORE
2005-06	1.	Oct. 28, 2005	Minnesota	Trevor Letowski	Dwayne Roloson	8th	2-1	2-1
	2.	Nov. 30, 2005	at Minnesota	Jaroslav Balastik	Manny Fernandez	3rd	1-0	3-2
	3.	Dec. 8, 2005	NY Islanders	David Vyborny	Rick DiPietro	1st	1-0	4-3
	4.	Jan. 20, 2006	St. Louis	Rick Nash	Curtis Sanford	2nd	1-0	4-3
	5.	Feb. 1, 2006	at Calgary	Jaroslav Balastik	Miikka Kiprusoff	1st	2-0	2-1
	6.	Feb. 2, 2006	at Edmonton	Jason Chimera	Jussi Markkanen	8th	4-3	2-1
	7.	Mar. 5, 2006	at Anaheim	Rick Nash	Jean-Sebastien Giguere	3rd	1-0	3-2
	8.	Mar. 25, 2006	at Detroit	Jaroslav Balastik	Chris Osgood	1st	1-0	5-4
2006-07	9.	Nov. 3, 2006	Calgary	Manny Malhotra	Jamie McLennan	11th	4-3	5-4
	10.	Jan. 30, 2007	at Vancouver	Nikolai Zherdev	Roberto Luongo	3rd	2-1	3-2
	11.	Mar. 2, 2007	at Dallas	Jason Chimera	Marty Turco	1st	1-0	3-2
	12.	Mar. 14, 2007	at Anaheim	David Vyborny	Jean-Sebastien Giguere	5th	1-0	5-4
	13.	Mar. 22, 2007	at Detroit	Sergei Fedorov	Chris Osgood	6th	3-2	2-1
2007-08	14.	Nov. 24, 2007	Detroit	Rick Nash	Chris Osgood	2nd	3-1	3-2
	15.	Jan. 12, 2008	Nashville	Nikolai Zherdev	Chris Mason	1st	1-0	2-1
	16.	Feb. 21, 2008	at Ottawa	Rick Nash	Ray Emery	1st	2-0	3-2
2008-09	17.	Nov. 7, 2008	Montreal	Kristian Huselius	Jaroslav Halak	1st	2-0	4-3
	18.	Dec. 11, 2008	Nashville	Jakub Voracek	Dan Ellis	3rd	2-1	2-1
	19.	Jan. 18, 2009	at Vancouver	Jason Williams	Roberto Luongo	1st	2-0	6-5
	20.	Feb. 19, 2009	at Toronto	Rick Nash	Justin Pogge	2nd	2-1	4-3
	21.	Mar. 12, 2009	Pittsburgh	Kristian Huselius	Marc-Andre Fleury	3rd	1-0	4-3
	22.	Apr. 8, 2009	at Chicago	Fedor Tyutin	Nikolai Khabibulin	2nd	1-0	4-3
2009-10	23.	Nov. 13, 2009	Anaheim	Kristian Huselius	Jean-Sebastien Giguere	1st	2-0	3-2
2010-11	24.	Nov. 16, 2009	Edmonton	Jakub Voracek	Nikolai Khabibulin	4th	2-1	3-2
	25.	Oct. 28, 2010	Edmonton	Rick Nash	Devan Dubnyk	1st	2-0	3-2
	26.	Dec. 6, 2010	Dallas	Kyle Wilson	Kari Lehtonen	3rd	2-1	3-2
2011-12	27.	Dec. 27, 2010	Minnesota	Kyle Wilson	Jose Theodore	2nd	3-1	4-3
	28.	Jan. 14, 2011	Detroit	Antoine Vermette	Joey MacDonald	4th	1-0	3-2
	29.	Mar. 29, 2011	Florida	Maksim Mayorov	Scott Clemmensen	2nd	1-0	3-2
	30.	Dec. 1, 2011	at Calgary	Rick Nash	Miikka Kiprusoff	3rd	1-0	4-3
	31.	Dec. 6, 2011	at Montreal	Rick Nash	Carey Price	2nd	1-0	3-2
2012-13	32.	Dec. 13, 2011	Vancouver	Rick Nash	Roberto Luongo	2nd	3-1	2-1
	33.	Mar. 18, 2012	at Calgary	Cam Atkinson	Miikka Kiprusoff	4th	1-0	2-1
	34.	Jan. 19, 2013	at Nashville	Derick Brassard	Pekka Rinne	6th	2-1	3-2
	35.	Mar. 5, 2013	Edmonton	Artem Anisimov	Devan Dubnyk	1st	2-0	4-3
	36.	Mar. 10, 2013	at Detroit	Matt Calvert	Jimmy Howard	2nd	2-1	3-2
	37.	Mar. 16, 2013	Phoenix	Artem Anisimov	Mike Smith	1st	2-0	1-0
	38.	Apr. 13, 2013	at Minnesota	Mark Letestu	Niklas Backstrom	1st	2-0	3-2
	39.	Oct. 5, 2013	at NY Islanders	Cam Atkinson	Evgeni Nabokov	4th	2-1	3-2
2013-14	40.	Dec. 27, 2013	at New Jersey	Cam Atkinson	Martin Brodeur	3rd	1-0	2-1
	41.	Jan. 6, 2014	at NY Rangers	Mark Letestu	Henrik Lundqvist	1st	2-0	4-3
	42.	Jan. 18, 2014	at Buffalo	Ryan Johansen	Ryan Miller	3rd	1-0	4-3
	43.	Mar. 15, 2014	at Minnesota	Ryan Johansen	Darcy Kuemper	4th	3-2	2-1
	44.	Dec. 4, 2014	at Florida	Ryan Johansen	Roberto Luongo	4th	1-0	4-3
	45.	Dec. 13, 2014	Pittsburgh	Ryan Johansen	Thomas Greiss	2nd	2-1	4-3
	46.	Dec. 16, 2014	at Detroit	Boone Jenner	Jimmy Howard	3rd	2-1	1-0
2014-15	47.	Dec. 20, 2014	Chicago	Jack Johnson	Corey Crawford	9th	2-1	3-2
	48.	Mar. 10, 2015	at Carolina	Ryan Johansen	Cam Ward	3rd	1-0	4-3
	49.	Mar. 13, 2015	Edmonton	Alexander Wennberg	Ben Scrivens	5th	1-0	5-4
	50.	Mar. 18, 2015	at Edmonton	Alexander Wennberg	Ben Scrivens	3rd	2-1	4-3
	51.	Apr. 2, 2015	NY Islanders	Mark Letestu	Jaroslav Halak	1st	2-0	4-3
	52.	Apr. 11, 2015	at NY Islanders	Cam Atkinson	Jaroslav Halak	4th	2-1	5-4
	53.	Dec. 19, 2015	Philadelphia	Brandon Dubinsky	Steve Mason	6th	2-1	3-2
	54.	Jan. 2, 2016	Washington	Ryan Johansen	Braden Holtby	3rd	2-1	5-4
	55.	Feb. 4, 2016	at Vancouver	Alexander Wennberg	Ryan Miller	3rd	1-0	2-1
	56.	Feb. 11, 2016	Anaheim	Cam Atkinson	Frederik Andersen	1st	2-0	4-3
2015-16	57.	Feb. 27, 2016	Florida	Brandon Dubinsky	Roberto Luongo	3rd	1-0	4-3
	58.	Mar. 22, 2016	Philadelphia	Boone Jenner	Steve Mason	5th	1-0	3-2
	59.	Dec. 3, 2016	at Arizona	Cam Atkinson	Mike Smith	1st	2-0	3-2
	60.	Dec. 20, 2016	Los Angeles	Sam Gagner	Peter Budaj	2nd	2-1	3-2
	61.	Oct. 30, 2017	Boston	Artemi Panarin	Tuukka Rask	2nd	2-0	4-3
2016-17	62.	Nov. 11, 2017	at Detroit	Jack Johnson	Jimmy Howard	9th	2-1	2-1
	63.	Nov. 28, 2017	Carolina	Cam Atkinson	Scott Darling	1st	2-0	3-2
	64.	Dec. 23, 2017	Philadelphia	Pierre-Luc Dubois	Brian Elliott	3rd	1-0	2-1
	65.	Jan. 7, 2018	Florida	Josh Anderson	James Reimer	7th	3-2	3-2
	66.	Jan. 18, 2018	Dallas	Artemi Panarin	Ben Bishop	2nd	1-0	2-1
	67.	Mar. 5, 2019	at New Jersey	Cam Atkinson	Cory Schneider	1st	2-0	2-1
2017-18	68.	Apr. 5, 2019	at NY Rangers	Artemi Panarin	Alexandar Georgiev	2nd	1-0	3-2
	69.	Jan. 28, 2021	Florida	Alexandre Texier	Chris Driedger	4th	1-0	3-2
	70.	Mar. 20, 2021	at Carolina	Oliver Bjorkstrand	James Reimer	4th	2-1	3-2
2018-19	71.	Apr. 27, 2021	Detroit	Patrik Laine	Thomas Greiss	1st	2-0	1-0
	72.	Oct. 31, 2021	at New Jersey	Jakub Voracek	Scott Wedgewood	3rd	1-0	4-3
	73.	Nov. 18, 2021	at Arizona	Yegor Chinakhov	Scott Wedgewood	7th	3-2	5-4
	74.	Dec. 30, 2021	Nashville	Gustav Nyquist	David Rittich	5th	2-1	4-3
	75.	Mar. 11, 2022	Minnesota	Yegor Chinakhov	Kaapo Kahkonen	2nd	1-0	3-2
2022-23	76.	Jan. 7, 2023	Carolina	Kent Johnson	Antti Raanta	5th	3-2	4-3
2023-24	77.	Jan. 4, 2024	at Philadelphia	Johnny Gaudreau	Samuel Ersson	1st	1-0	3-2
	78.	Jan. 15, 2024	Vancouver	Kirill Marchenko	Casey DeSmith	4th	1-0	4-3
	79.	Mar. 30, 2024	Pittsburgh	Damon Severson	Alex Nedeljkovic	5th	2-1	4-3



SHOOTOUT LOSSES - 78

SEASON	NO.	DATE	OPPONENT	SHOOTOUT DECIDING GOAL	GOALTENDER	ROUND	SHOOTOUT SCORE	GAME SCORE
2005-06	1.	Dec. 20, 2005	at Detroit	Jason Williams	Pascal Leclaire	2nd	1-2	3-4
	2.	Jan. 7, 2006	at Colorado	Alex Tanguay	Pascal Leclaire	4th	1-2	2-3
	3.	Apr. 7, 2006	at Detroit	Tomas Holmstrom	Marc Denis	5th	0-1	5-6
2006-07	4.	Nov. 22, 2006	St. Louis	Bill Guerin	Pascal Leclaire	4th	0-1	3-4
	5.	Dec. 14, 2006	at Phoenix	Mike Comrie	Fredrik Norrena	3rd	0-1	4-5
	6.	Jan. 9, 2007	St. Louis	Lee Stempniak	Fredrik Norrena	3rd	2-3	3-4
	7.	Feb. 20, 2007	at St. Louis	Lee Stempniak	Fredrik Norrena	1st	0-2	4-5
	8.	Feb. 25, 2007	Nashville	Alexander Radulov	Ty Conklin	1st	0-1	3-4
2007-08	9.	Oct. 17, 2007	Dallas	Jussi Jokinen	Fredrik Norrena	2nd	0-1	2-3
	10.	Nov. 1, 2007	at Anaheim	Mathieu Schneider	Fredrik Norrena	2nd	0-1	1-2
	11.	Nov. 10, 2007	at Nashville	Marlin Erat	Fredrik Norrena	2nd	0-1	3-4
	12.	Nov. 18, 2007	Detroit	Johan Franzen	Pascal Leclaire	5th	2-3	4-5
	13.	Dec. 3, 2007	Dallas	Niklas Hagman	Pascal Leclaire	5th	2-3	1-2
	14.	Feb. 10, 2008	Los Angeles	Patrick O'Sullivan	Pascal Leclaire	4th	1-2	2-3
	15.	Mar. 2, 2008	at Edmonton	Ales Hemsky	Pascal Leclaire	2nd	0-1	3-4
2008-09	16.	Mar. 30, 2008	at Chicago	Patrick Kane	Fredrik Norrena	1st	0-1	4-5
	17.	Nov. 1, 2008	Chicago	Jonathan Toews	Fredrik Norrena	1st	0-1	3-4
	18.	Nov. 15, 2008	at Minnesota	Marek Zidlicky	Steve Mason	2nd	0-2	2-3
	19.	Dec. 18, 2008	at Dallas	Brad Richards	Pascal Leclaire	1st	0-2	5-6
	20.	Jan. 21, 2009	at Calgary	Todd Bertuzzi	Steve Mason	3rd	0-1	4-5
	21.	Feb. 16, 2009	Dallas	James Neal	Steve Mason	2nd	0-1	2-3
2009-10	22.	Mar. 28, 2009	at St. Louis	David Perron	Steve Mason	4th	1-2	3-4
	23.	Apr. 4, 2009	at Nashville	Ville Koistinen	Steve Mason	3rd	0-1	4-5
	24.	Oct. 30, 2009	Pittsburgh	Sidney Crosby	Steve Mason	2nd	0-1	3-4
	25.	Nov. 4, 2009	San Jose	Dan Boyle	Steve Mason	2nd	0-1	2-3
	26.	Nov. 21, 2009	at Nashville	David Legwand	Steve Mason	2nd	1-2	3-4
	27.	Nov. 28, 2009	Calgary	Jamie Lundmark	Steve Mason	4th	2-3	3-4
	28.	Dec. 1, 2009	at Chicago	Brent Seabrook	Steve Mason	11th	1-2	3-4
	29.	Dec. 10, 2009	at Nashville	Steve Sullivan	Mathieu Garon	5th	2-3	3-4
	30.	Dec. 17, 2009	Phoenix	Robert Lang	Mathieu Garon	3rd	1-2	1-2
	31.	Dec. 29, 2009	at NY Islanders	Rob Schremp	Steve Mason	3rd	0-1	1-2
	32.	Feb. 14, 2010	Chicago	Troy Brouwer	Mathieu Garon	4th	1-2	4-5
2010-11	33.	Apr. 9, 2010	Detroit	Todd Bertuzzi	Steve Mason	4th	1-2	0-1
	34.	Dec. 1, 2010	Nashville	Steve Sullivan	Steve Mason	2nd	0-1	3-4
	35.	Jan. 18, 2011	at Tampa Bay	Ryan Malone	Mathieu Garon	4th	0-1	2-3
	36.	Feb. 16, 2011	Los Angeles	Jarrett Stoll	Mathieu Garon	2nd	0-1	3-4
	37.	Mar. 1, 2011	at Vancouver	Raffi Torres	Steve Mason	8th	2-3	1-2
	38.	Mar. 7, 2011	at St. Louis	Alexander Steen	Steve Mason	4th	2-3	4-5
	39.	Mar. 15, 2011	Boston	Tyler Seguin	Steve Mason	1st	0-1	2-3
	40.	Mar. 22, 2011	at Colorado	Milan Hejduk	Steve Mason	1st	0-1	4-5
2011-12	41.	Apr. 1, 2011	Chicago	Viktor Stalberg	Mathieu Garon	3rd	0-1	3-4
	42.	Oct. 12, 2011	Colorado	Matt Duchene	Steve Mason	2nd	1-2	2-3
	43.	Nov. 17, 2011	at Boston	David Krejci	Curtis Sanford	3rd	1-2	1-2
	44.	Nov. 23, 2011	at New Jersey	Ilya Kovalchuk	Curtis Sanford	1st	0-2	1-2
	45.	Dec. 27, 2011	Calgary	Jarome Iginla	Steve Mason	1st	0-1	1-2
	46.	Jan. 21, 2012	at Detroit	Valtteri Filppula	Curtis Sanford	4th	0-1	2-3
2012-13	47.	Jan. 21, 2013	Detroit	Damien Brunner	Sergei Bobrovsky	4th	0-1	3-4
	48.	Mar. 12, 2013	Vancouver	Mason Raymond	Sergei Bobrovsky	3rd	0-1	1-2
	49.	Mar. 14, 2013	Chicago	Patrick Kane	Sergei Bobrovsky	2nd	1-2	1-2
	50.	Mar. 26, 2013	at Vancouver	Maxim Lapierre	Sergei Bobrovsky	3rd	0-1	0-1
2013-14	51.	Nov. 15, 2013	Montreal	David Desharnais	Curtis McElhinney	2nd	0-1	2-3
	52.	Mar. 13, 2014	San Jose	Joe Pavelski	Sergei Bobrovsky	2nd	0-1	3-4
2014-15	53.	Nov. 21, 2014	Boston	Alex Khokhlachev	Sergei Bobrovsky	7th	0-1	3-4
	54.	Feb. 22, 2015	at NY Rangers	Rick Nash	Curtis McElhinney	3rd	1-2	3-4
	55.	Dec. 4, 2015	Florida	Aleksander Barkov	Sergei Bobrovsky	4th	1-2	1-2
2015-16	56.	Jan. 23, 2016	at Boston	Ryan Spooner	Joonas Korpisalo	1st	0-2	2-3
	57.	Feb. 9, 2016	NY Islanders	Cal Clutterbuck	Joonas Korpisalo	4th	1-2	2-3
	58.	Feb. 23, 2016	at Detroit	Riley Sheahan	Curtis McElhinney	2nd	0-2	1-2
2016-17	59.	Nov. 26, 2016	at Florida	Aleksander Barkov	Sergei Bobrovsky	2nd	0-1	1-2
	60.	Mar. 23, 2017	at Washington	T.J. Oshie	Sergei Bobrovsky	1st	0-1	1-2
2017-18	61.	Nov. 4, 2017	at Tampa Bay	Steven Stamkos	Sergei Bobrovsky	3rd	0-1	4-5
	62.	Dec. 21, 2017	at Pittsburgh	Kris Letang	Sergei Bobrovsky	4th	1-2	2-3
	63.	Dec. 27, 2017	at Pittsburgh	Evgeni Malkin	Sergei Bobrovsky	1st	0-2	4-5
	64.	Jan. 30, 2018	Minnesota	Zach Parise	Sergei Bobrovsky	4th	1-2	2-3
2018-19	65.	Nov. 10, 2018	NY Rangers	Jimmy Vesey	Joonas Korpisalo	5th	2-3	4-5
2019-20	66.	Nov. 12, 2019	at Montreal	Jonathan Drouin	Elvis Merzlikins	2nd	0-1	2-3
	67.	Dec. 29, 2019	Chicago	Patrick Kane	Elvis Merzlikins	2nd	1-2	2-3
	68.	Feb. 16, 2020	at New Jersey	Jesper Bratt	Elvis Merzlikins	7th	1-2	3-4
2020-21	69.	Feb. 22, 2020	at Nashville	Rocco Grimaldi	Elvis Merzlikins	8th	2-3	3-4
	70.	Jan. 26, 2021	Florida	Patric Hornqvist	Joonas Korpisalo	5th	1-2	3-4
	71.	Feb. 23, 2021	Chicago	Alex DeBrincat	Joonas Korpisalo	1st	1-0	5-6
2021-22	72.	Mar. 14, 2021	Dallas	Alexander Radulov	Joonas Korpisalo	3rd	0-1	1-2
	73.	Dec. 9, 2021	Anaheim	Rickard Rakell	Elvis Merzlikins	3rd	1-2	1-2
	74.	Mar. 5, 2022	Boston	David Pastrnak	Elvis Merzlikins	3rd	0-1	4-5
	75.	Apr. 22, 2022	Ottawa	Tim Stutzle	Elvis Merzlikins	2nd	0-1	1-2
2022-23	76.	Nov. 28, 2022	Vegas	Paul Coffey	Daniil Tarasov	7th	1-2	2-3
2023-24	77.	Nov. 12, 2023	at NY Rangers	Alex Lafreniere	Elvis Merzlikins	3rd	0-1	3-4
	78.	Mar. 14, 2024	Ottawa	Claude Giroux	Elvis Merzlikins	3rd	1-2	2-3



ALL-TIME STATISTICS

ALL-TIME INDIVIDUAL SHOOTOUT STATISTICS

PLAYER	RD. 1	RD. 2	RD. 3	RD. 4	RD. 5	RD. 6	RD. 7	RD. 8	RD. 9	RD. 10	RD. 11	TOTAL	S PCT.	GWG
J. Anderson	1-1	1-of-1	1.000	1
A. Anisimov	3-5	2-5	0-2	5-of-12	.417	2
C. Atkinson	9-33	2-7	1-3	3-3	15-of-46	.326	8
J. Balastik	5-8	...	1-1	6-of-9	.667	3
E. Bemstrom	0-1	0-of-1	.000	0
B. Berard	0-1	0-of-1	.000	0
O. Bjorkstrand	0-3	0-3	3-5	1-4	0-1	4-of-16	.250	1
A. Boqvist	0-1	0-of-1	.000	0
D. Brassard	...	1-2	0-3	0-1	...	1-1	2-of-7	.286	1
G. Brule	...	0-1	0-1	...	0-1	0-1	0-of-4	.000	0
M. Calvert	...	1-4	0-2	0-3	0-1	1-of-10	.100	1
A. Carter	1-1	1-of-1	1.000	0
J. Carter	0-1	...	0-1	0-of-2	.000	0
J. Chimera	1-1	0-2	...	0-1	0-1	1-2	0-1	2-of-8	.250	2
Y. Chinakhov	0-1	1-2	1-1	2-of-4	.500	2
K. Connauton	0-1	0-of-1	.000	0
M. Domi	...	0-1	0-2	0-1	0-of-4	.000	0
D. Dorsett	...	0-1	0-of-1	.000	0
B. Dubinsky	...	1-4	1-2	...	0-1	1-1	0-1	3-of-9	.333	2
P. Dubois	1-3	1-1	2-2	0-1	4-of-7	.571	1
A. Duclair	0-1	0-of-1	.000	0
A. Eriksson	0-1	...	0-of-1	.000	0
S. Fedorov	0-1	0-2	0-2	0-1	1-2	1-1	2-of-9	.222	1
N. Filatov	0-1	1-3	1-of-4	.250	0
T. Fix-Wolansky	0-1	0-of-1	.000	0
N. Foligno	0-3	0-1	0-1	0-1	0-of-6	.000	0
A. Foote	0-1	0-of-1	.000	0
D. Fritsche	0-1	0-of-1	.000	0
S. Gagner	0-1	2-3	2-of-4	.500	1
J. Gaudreau	1-5	...	0-2	1-of-7	.143	1
N. Gerbe	0-1	...	0-2	0-of-3	.000	0
C. Glencross	1-1	1-of-1	1.000	0
M. Grigorenko	0-1	0-of-1	.000	0
R. Hainsey	0-1	0-of-1	.000	0
M. Hannikainen	0-1	0-of-1	.000	0
M. Hartigan	1-2	1-of-2	.500	0
J. Hrdina	0-1	...	0-1	0-of-2	.000	0
K. Huselius	4-14	0-1	3-8	7-of-23	.304	3
B. Jenner	0-1	...	1-2	0-3	1-2	...	0-2	2-of-10	.200	2
R. Johansen	1-5	5-14	3-6	2-3	0-1	11-of-29	.379	6
J. Johnson	0-3	0-1	...	1-1	3-of-7	.429	2
K. Johnson	...	0-1	0-1	0-1	1-1	1-of-4	.250	1
J. Jokinen	0-1	...	0-1	0-of-2	.000	0
M. Koivu	0-1	0-of-1	.000	0
Z. Konopka	...	0-1	0-of-1	.000	0
T. Kubalik	...	0-1	0-of-1	.000	0
P. Laine	1-2	1-6	1-1	3-of-9	.333	1
M. Letestu	5-13	3-6	2-3	10-of-22	.455	3
T. Letowski	0-1	0-1	1-1	1-1	2-of-4	.500	1
J. Lindstrom	0-1	0-of-1	.000	0
D. MacKenzie	0-1	0-of-1	.000	0
M. Malhotra	0-1	1-1	1-of-2	.500	1
K. Marchenko	1-1	...	0-2	1-1	2-of-4	.500	1
S. Matteau	...	0-1	0-of-1	.000	0
M. Mayorov	0-1	1-1	1-of-2	.500	1
S. Milano	0-1	...	0-1	...	0-1	0-of-3	.000	0
F. Modin	0-1	0-1	0-1	0-of-3	.000	0
J. Morin	1-1	1-of-1	1.000	0
Rick Nash	8-20	13-33	4-13	1-1	26-of-67	.388	9
Riley Nash	0-1	0-of-1	.000	0
J. Novak	0-1	0-1	0-1	0-of-3	.000	0
A. Nylander	0-1	0-of-1	.000	0
G. Nyquist	1-3	1-4	...	1-2	1-1	1-1	5-of-11	.455	1
S. Pahlsson	0-1	0-of-1	.000	0
A. Panarin	1-1	7-12	8-of-13	.615	3
M. Peca	1-2	0-1	0-1	1-of-4	.250	0
A. Picard	0-1	0-of-1	.000	0
G. Platt	...	0-1	0-of-1	.000	0
V. Prospal	...	0-1	0-of-1	.000	0
J. Roslovic	0-1	...	0-1	0-of-2	.000	0
K. Russell	0-1	0-of-1	.000	0
B. Saad	0-1	0-of-1	.000	0
D. Severson	1-1	1-of-1	1.000	1
C. Sillinger	0-1	0-of-1	.000	0



ALL-TIME INDIVIDUAL SHOOTOUT STATISTICS CONTINUED

PLAYER	RD. 1	RD. 2	RD. 3	RD. 4	RD. 5	RD. 6	RD. 7	RD. 8	RD. 9	RD. 10	RD. 11	TOTAL	S PCT.	GWG
K. Stenlund	0-1	0-1	0-of-2	.000	0
A. Stralman	...	0-1	...	0-1	0-of-2	.000	0
A. Svitov	0-1	0-of-1	.000	0
A. Texier	...	2-3	0-1	2-2	4-of-6	.667	1
R. Torres	0-1	0-of-1	.000	0
F. Tyutin	...	2-4	1-4	1-1	...	0-2	4-of-11	.364	1
R. Umberger	0-1	0-1	0-1	0-1	0-of-4	.000	0
S. Upshall	...	0-1	0-1	0-of-2	.000	0
A. Vermette	0-1	...	0-2	1-5	1-3	2-of-11	.182	1
J. Voracek	0-2	0-1	5-14	1-1	6-of-18	.333	3
D. Vyborny	4-8	0-3	0-4	1-1	1-3	6-of-19	.316	2
A. Wennberg	0-1	1-4	4-10	0-1	1-1	0-2	...	0-1	6-of-20	.300	3
Z. Werenski	0-1	...	0-1	0-1	0-of-3	.000	0
J. Williams	2-5	0-1	0-1	2-of-7	.286	1
K. Wilson	...	1-4	1-1	2-of-5	.400	2
J. Wisniewski	1-2	0-1	1-of-3	.333	0
T. Wright	0-1	0-of-1	.000	0
N. Zherdev	2-5	3-7	2-4	1-3	8-of-19	.421	2
Total	51-157	51-157	37-127	17-53	9-28	5-15	3-13	3-9	2-4	0-2	1-2	180-of-569	.316	79

GOALTENDER	RD. 1	RD. 2	RD. 3	RD. 4	RD. 5	RD. 6	RD. 7	RD. 8	RD. 9	RD. 10	RD. 11	TOTAL	SV PCT.	RECORD
S. Bobrovsky	27-36	28-36	19-24	10-14	6-7	4-5	3-4	3-3	2-2	102-of-131	.779	23-13
T. Conklin	1-2	1-2	1-1	3-of-5	.600	1-1
M. Denis	3-4	4-4	3-3	1-2	1-2	1-1	0-1	1-1	14-of-18	.778	3-1
A. Forsberg	0-1	1-1	1-1	2-of-3	.667	1-0
M. Garon	8-9	5-9	4-7	1-4	0-1	18-of-30	.600	3-6
J. Korpisalo	10-15	11-14	7-11	4-5	2-4	1-1	35-of-50	.799	8-6
P. Leclaire	11-16	13-16	9-12	1-6	0-3	1-1	0-1	1-1	1-1	1-1	1-1	39-of-59	.661	8-8
S. Mason	23-31	16-31	14-19	4-8	1-2	2-2	2-2	1-2	1-1	1-1	0-1	65-of-100	.650	12-19
C. McElhinney	6-8	4-8	4-6	1-1	15-of-23	.652	5-3
E. Merzlikins	13-16	11-17	10-14	6-8	5-5	2-3	2-3	0-1	48-of-67	.716	8-9
F. Norrena	6-11	6-11	5-7	1-2	2-2	1-1	21-of-34	.618	3-8
M. Prusek	1-1	0-1	1-1	1-1	1-1	1-1	1-1	1-1	7-of-8	.875	1-0
C. Sanford	4-5	3-5	3-4	0-1	10-of-15	.667	2-3
D. Tarasov	2-2	2-2	1-2	1-1	1-1	1-1	0-1	8-of-10	.800	1-1
Total	115-157	105-157	82-112	31-53	19-28	14-16	8-13	7-9	4-4	2-2	1-2	387-of-554	.699	79-78

ALL-TIME INDIVIDUAL SHOOTOUT STATISTICS CAREER LEADERS

SHOOTOUT GOALS

1. Rick Nash	26
2. Cam Atkinson	15
3. Ryan Johansen	11
4. Mark Letestu	10
5. Artemi Panarin	8
Nikolay Zherdev	8
7. Kristian Huselius	7
8. Alexander Wennberg	6
Jakub Voracek	6
Jaroslav Balastik	6
David Vyborny	6

SHOOTOUT PERCENTAGE (MULTIPLE ATTEMPTS)

1. Jaroslav Balastik	6-of-9	66.7
Alexandre Texier	4-of-6	66.7
3. Artemi Panarin	8-of-13	61.5
4. Pierre-Luc Dubois	4-of-7	57.1
5. Kirill Marchenko	2-of-4	50.0
Sam Gagner	2-of-4	50.0
Trevor Letowski	2-of-4	50.0
Mark Hartigan	1-of-2	50.0
Manny Malhotra	1-of-2	50.0
Maksim Mayorov	1-of-2	50.0

SHOOTOUT GAME-DECIDING GOALS

1. Rick Nash	26-of-67	9
2. Cam Atkinson	15-of-46	8
3. Ryan Johansen	11-of-29	6
4. Artemi Panarin	8-of-13	3
Alexander Wennberg	6-of-20	3
Jakub Voracek	6-of-18	3
Mark Letestu	10-of-22	3
Jaroslav Balastik	6-of-9	3
Kristian Huselius	7-of-23	3
10. Multiple Players		2



RICK NASH



RECORD BY SEASON

RECORD BY DIVISION

YEAR	CENTRAL	PACIFIC	NORTHWEST	VS. WEST	NORTHEAST	ATLANTIC	SOUTHEAST	METROPOLITAN	VS. EAST
2000-01	6-10-2-2	8-9-1-2	5-12-1-1	19-31-4-5	3-0-3-0	1-4-2-1	5-4-0-0	...	9-8-5-1
2001-02	5-9-3-3	6-14-0-0	4-14-1-1	15-37-4-4	2-5-1-0	4-0-3-1	1-5-0-0	...	7-10-4-1
2002-03	5-13-2-0	7-11-1-1	8-8-3-1	20-32-6-2	3-3-0-0	5-3-0-0	1-4-2-1	...	9-10-2-1
2003-04	9-13-0-2	5-10-4-1	6-11-2-1	20-34-6-4	0-4-1-0	2-2-1-0	3-5-0-0	...	5-11-2-0
2005-06	14-15-3	8-12-0	8-11-1	30-38-4	0-0-0	4-1-0	1-4-0	...	5-5-0
2006-07	11-17-4	10-9-1	8-10-2	29-36-7	3-2-0	1-4-0	0-0-0	...	4-6-0
2007-08	11-18-3	9-5-6	8-10-2	28-33-11	3-2-0	0-0-0	3-1-1	...	6-3-1
2008-09	10-10-4	6-12-2	12-6-2	28-28-8	5-0-0	3-3-1	5-0-1	...	13-3-2
2009-10	7-9-8	9-9-2	8-10-2	24-28-12	2-3-0	0-3-3	6-1-0	...	8-7-3
2010-11	8-11-5	8-11-1	7-9-4	23-31-10	3-2-1	4-2-0	4-0-2	...	11-4-3
2011-12	5-17-2	9-11-0	9-9-2	23-37-4	2-4-1	1-2-2	3-3-0	...	6-9-3
2012-13	9-6-3	8-6-1	7-5-3	24-17-7
2013-14	6-6-2	7-5-2	...	13-11-4	...	14-8-2	...	16-13-1	30-21-3
2014-15	8-6-0	8-6-0	...	16-12-0	...	11-12-1	...	15-11-4	26-23-5
2015-16	6-8-0	8-5-1	...	14-13-1	...	9-11-4	...	11-16-3	20-27-7
2016-17	8-4-2	9-4-1	...	17-8-3	...	15-7-2	...	18-9-3	33-16-5
2017-18	7-6-1	8-7-1	...	15-13-2	...	16-7-1	...	14-10-4	30-17-5
2018-19	9-5-0	7-7-2	...	16-12-2	...	13-10-1	...	18-9-1	31-19-2
2019-20	3-5-4	7-8-1	...	10-13-5	...	13-2-5	...	10-7-5	23-9-10
2020-21	18-26-12
2021-22	10-4-2	6-8-2	...	16-12-4	...	12-9-3	...	9-17-0	21-26-3
2022-23	5-9-2	7-7-2	...	12-16-4	...	6-17-1	...	7-15-4	13-32-5
2023-24	6-9-1	8-5-3	...	14-14-4	...	6-13-5	...	7-16-3	13-29-8
Total	186-236-72	168-181-38	90-115-29	426-508-127	26-25-7	140-120-39	32-27-7	125-123-28	324-295-81

RECORD BY MONTH

YEAR	OCTOBER	NOVEMBER	DECEMBER	JANUARY	FEBRUARY	MARCH	APRIL	MAY
2000-01	3-8-0-1	4-8-1-0	5-6-3-1	5-4-0-2	3-5-3-2	5-6-2-0	3-2-0-0	0-0-0
2001-02	1-7-4-0	6-6-1-1	3-9-1-0	4-9-1-0	1-3-1-2	5-8-0-2	2-5-0-0	0-0-0
2002-03	3-5-1-0	6-6-1-2	4-8-1-0	7-6-2-0	3-7-1-0	5-8-1-1	1-2-1-0	0-0-0
2003-04	3-6-0-1	4-6-3-0	2-9-1-2	6-6-3-0	4-7-1-1	5-10-0-0	1-1-0-0	0-0-0
2005-06	4-8-0	3-10-0	5-8-1	8-4-1	3-3-0	7-7-1	5-3-1	0-0-0
2006-07	3-5-1	3-10-1	9-5-2	6-6-1	3-7-2	8-6-0	1-3-0	0-0-0
2007-08	7-3-1	4-7-3	7-5-2	7-7-0	5-5-3	4-6-3	0-3-0	0-0-0
2008-09	4-6-0	6-4-3	7-6-1	7-5-1	7-4-1	9-4-2	1-2-2	0-0-0
2009-10	6-5-1	7-4-3	2-9-5	7-8-0	3-2-1	7-4-3	0-3-2	0-0-0
2010-11	6-4-0	8-4-0	6-7-3	3-6-2	8-3-1	3-7-6	0-4-1	0-0-0
2011-12	2-9-1	4-6-2	4-8-2	3-8-1	5-7-1	9-7-0	2-1-0	0-0-0
2012-13	0-0-0	0-0-0	0-0-0	2-5-1	3-7-2	10-2-4	9-3-0	0-0-0
2013-14	5-6-0	5-8-3	7-5-1	10-4-0	2-2-1	9-5-1	5-2-1	0-0-0
2014-15	4-6-0	2-9-2	10-1-1	5-8-0	5-7-1	11-4-0	5-0-1	0-0-0
2015-16	2-10-0	8-5-0	4-7-3	5-5-2	7-3-3	4-9-0	4-1-0	0-0-0
2016-17	3-3-1	9-2-3	14-0-0	7-7-0	6-4-2	10-4-2	1-4-0	0-0-0
2017-18	8-4-0	8-4-1	6-7-2	5-4-1	5-7-1	12-3-1	1-1-1	0-0-0
2018-19	6-5-0	9-3-2	8-5-1	5-6-0	8-5-0	9-6-1	2-1-0	0-0-0
2019-20	5-5-2	6-6-2	7-3-4	9-2-0	4-5-6	2-1-1	0-0-0	0-0-0
2020-21	0-0-0	0-0-0	0-0-0	4-3-3	4-7-2	6-5-3	2-10-2	2-1-2
2021-22	5-3-0	7-5-0	3-5-1	5-9-0	7-3-0	5-6-4	5-7-2	0-0-0
2022-23	3-7-0	4-5-2	4-10-0	4-10-2	5-3-2	3-8-2	2-5-1	0-0-0
2023-24	3-4-2	4-9-2	5-5-4	4-6-2	3-6-0	5-8-2	3-5-0	0-0-0
Total	86-119-16	117-127-38	122-128-42	128-138-25	104-112-40	153-134-42	55-68-15	2-1-2

RECORD BY DAY OF THE WEEK

YEAR	MONDAY	TUESDAY	WEDNESDAY	THURSDAY	FRIDAY	SATURDAY	SUNDAY
2000-01	2-4-0-0	4-2-1-1	4-8-3-3	4-4-2-0	5-5-0-0	5-10-2-1	4-6-1-1
2001-02	3-8-2-0	2-6-1-0	2-7-0-1	2-8-1-3	7-3-1-0	4-12-2-1	2-3-1-0
2002-03	1-8-1-0	2-7-1-1	4-4-2-0	9-5-0-0	3-6-2-0	8-9-2-1	2-3-0-1
2003-04	2-4-1-0	2-5-2-1	3-9-1-0	3-10-0-1	6-4-0-1	7-12-1-1	2-1-3-0
2005-06	3-2-1	3-5-1	7-7-0	4-5-0	7-11-1	7-8-1	4-5-0
2006-07	2-2-0	7-4-2	2-6-1	4-4-1	8-10-2	7-12-0	3-4-1
2007-08	1-2-2	4-6-1	7-6-1	6-4-1	7-4-2	6-9-1	3-5-4
2008-09	2-1-2	7-7-1	6-2-1	6-2-1	9-5-0	10-9-4	1-5-1
2009-10	6-4-1	4-8-3	2-4-1	7-7-3	3-1-2	7-10-4	3-1-1
2010-11	4-0-2	5-5-4	5-1-4	3-6-1	7-10-1	9-6-1	1-7-0
2011-12	1-4-0	8-9-1	1-2-2	5-8-2	5-4-0	7-12-1	2-7-1
2012-13	3-1-1	3-2-3	1-1-0	4-4-2	3-2-1	6-4-0	4-3-0
2013-14	6-3-0	8-6-2	2-1-0	7-5-3	6-8-1	11-6-1	3-3-0
2014-15	2-2-1	8-9-0	3-2-0	8-2-1	8-5-2	12-12-0	1-3-1
2015-16	2-6-0	7-8-4	3-1-0	5-7-0	6-7-1	11-7-3	0-4-0
2016-17	2-1-1	12-3-2	2-2-0	5-8-2	11-1-1	10-7-2	8-2-0
2017-18	6-3-0	11-5-1	3-1-1	8-5-2	8-6-1	7-8-2	2-2-0
2018-19	4-3-0	8-10-0	0-0-0	15-4-0	5-4-0	11-9-3	4-1-1
2019-20	8-0-1	6-4-1	2-2-1	6-2-3	3-4-3	4-10-4	4-0-2
2020-21	2-3-2	4-3-3	1-0-0	6-6-3	1-1-0	4-8-2	0-5-2
2021-22	3-2-1	4-11-0	4-1-0	11-7-1	2-6-3	7-8-2	6-3-0
2022-23	0-2-2	5-10-3	1-3-0	5-8-1	3-10-0	7-11-1	4-4-2
2023-24	4-2-1	3-10-3	2-2-1	5-8-3	5-3-0	7-11-3	1-7-1
Total	69-67-22	127-145-43	67-72-23	138-120-37	128-120-25	174-210-46	64-84-24

RECORD BOOK



LEADERS BY SEASON

GAMES PLAYED

2000-01	Serge Aubin, Lyle Odelein	81
2001-02	Grant Marshall, Jean-Luc Grand-Pierre	81
2002-03	Geoff Sanderson, Luke Richardson	82
2003-04	David Vyborny	82
2005-06	Trevor Letowski	81
2006-07	David Vyborny, Jason Chimera, Manny Malhotra	82
2007-08	Nikolai Zherdev, Rostislav Klesla	82
2008-09	R.J. Umberger, Fedor Tyutin, Jan Hejda	82
2009-10	R.J. Umberger, Antoine Vermette	82
2010-11	Sammy Pahlsson, R.J. Umberger, Antoine Vermette	82
2011-12	Rick Nash, Vinny Prospal	82
2012-13	Vinny Prospal, R.J. Umberger, Fedor Tyutin	48
2013-14	Ryan Johansen, Mark Letestu, Jack Johnson	82
2014-15	Ryan Johansen, David Savard	82
2015-16	Gregory Campbell, Boone Jenner, Ryan Murray	82
2016-17	Brandon Saad, Jack Johnson, Boone Jenner, Cam Atkinson	82
2017-18	Oliver Bjorkstrand, Pierre-Luc Dubois	82
2018-19	Josh Anderson, Pierre-Luc Dubois, David Savard, Zach Werenski	82
2019-20	Pierre-Luc Dubois, Boone Jenner, Gustav Nyquist	70
2020-21	Cam Atkinson, Oliver Bjorkstrand, Seth Jones, Eric Robinson	56
2021-22	Gustav Nyquist, Andrew Peeke	82
2022-23	Johnny Gaudreau, Andrew Peeke	80
2023-24	Ivan Provorov	82

POINTS

2000-01	Geoff Sanderson	56
2001-02	Ray Whitney	61
2002-03	Ray Whitney	76
2003-04	Rick Nash	57
2005-06	David Vyborny	65
2006-07	David Vyborny	64
2007-08	Rick Nash	69
2008-09	Rick Nash	79
2009-10	Rick Nash	67
2010-11	Rick Nash	66
2011-12	Rick Nash	59
2012-13	Vinny Prospal	30
2013-14	Ryan Johansen	63
2014-15	Nick Foligno	73
2015-16	Brandon Saad, Cam Atkinson	53
2016-17	Cam Atkinson	62
2017-18	Artemi Panarin	82
2018-19	Artemi Panarin	87
2019-20	Pierre-Luc Dubois	49
2020-21	Oliver Bjorkstrand	44
2021-22	Jakub Voracek	62
2022-23	Johnny Gaudreau	74
2023-24	Johnny Gaudreau	60

GOALS

2000-01	Geoff Sanderson	30
2001-02	Ray Whitney	21
2002-03	Geoff Sanderson	34
2003-04	Rick Nash	41
2005-06	Rick Nash	31
2006-07	Rick Nash	27
2007-08	Rick Nash	38
2008-09	Rick Nash	40
2009-10	Rick Nash	33
2010-11	Rick Nash	32
2011-12	Rick Nash	30

2012-13	Mark Letestu	13
2013-14	Ryan Johansen	33
2014-15	Nick Foligno	31
2015-16	Brandon Saad	31
2016-17	Cam Atkinson	35
2017-18	Artemi Panarin	27
2018-19	Cam Atkinson	41
2019-20	Oliver Bjorkstrand	21
2020-21	Oliver Bjorkstrand	18
2021-22	Oliver Bjorkstrand	28
2022-23	Boone Jenner	26
2023-24	Kirill Marchenko	23

ASSISTS

2000-01	Espen Knutsen	42
2001-02	Ray Whitney	40
2002-03	Ray Whitney	52
2003-04	David Vyborny	31
2005-06	David Vyborny	43
2006-07	David Vyborny	48
2007-08	Nikolai Zherdev	35
2008-09	Rick Nash	39
2009-10	Kristian Huselius	40
2010-11	Rick Nash	34
2011-12	Vinny Prospal	39
2012-13	Vinny Prospal, Brandon Dubinsky, Fedor Tyutin	18
2013-14	James Wisniewski	44
2014-15	Ryan Johansen	45
2015-16	Alexander Wennberg	32
2016-17	Alexander Wennberg	46
2017-18	Artemi Panarin	55
2018-19	Artemi Panarin	59
2019-20	Pierre-Luc Dubois	31
2020-21	Oliver Bjorkstrand	26
2021-22	Jakub Voracek	56
2022-23	Johnny Gaudreau	53
2023-24	Johnny Gaudreau	48

PLUS/MINUS RATING (OVER 40 GAMES)

2000-01	Jamie Pushor	7
2001-02	Jody Shelley	1
2002-03	David Vyborny	12
2003-04	David Ling	-3
2005-06	Ron Hainsey	13
2006-07	Anders Eriksson	12
2007-08	Jan Hejda	20
2008-09	Jan Hejda	23
2009-10	Derek Dorsett	6
2010-11	Derek MacKenzie	14
2011-12	Derek MacKenzie	4
2012-13	Dalton Prout	15
2013-14	Corey Tropp	11
2014-15	Nick Foligno	16
2015-16	Matt Calvert, Brandon Saad	1
2016-17	David Savard	33
2017-18	Artemi Panarin	23
2018-19	Josh Anderson	25
2019-20	Seth Jones, Eric Robinson	10
2020-21	Eric Robinson	6
2021-22	Sean Kuraly, Jack Roslovic	2
2022-23	Vladislav Gavrikov	-8
2023-24	Zach Werenski	0

PENALTY MINUTES

2000-01	Tyler Wright	140
2001-02	Jody Shelley	206
2002-03	Jody Shelley	249
2003-04	Jody Shelley	228
2005-06	Jody Shelley	163
2006-07	Alexander Svitov	145
2007-08	Jared Boll	226

2008-09	Jared Boll	180
2009-10	Jared Boll	149
2010-11	Derek Dorsett	184
2011-12	Derek Dorsett	235
2012-13	Jared Boll	100
2013-14	Brandon Dubinsky	98
2014-15	Jared Boll	109
2015-16	Scott Hartnell	112
2016-17	Brandon Dubinsky	91
2017-18	Nick Foligno	50
2018-19	Pierre-Luc Dubois	64
2019-20	Nick Foligno	62
2020-21	Max Domi	75
2021-22	Vladislav Gavrikov	68
2022-23	Mathieu Olivier	81
2023-24	Erik Gudbranson	74

POWER PLAY GOALS

2000-01	Steve Heinze	14
2001-02	Mike Sillinger	8
2002-03	Geoff Sanderson	15
2003-04	Rick Nash	19
2005-06	Rick Nash, Bryan Berard	11
2006-07	Rick Nash	9
2007-08	Rick Nash	10
2008-09	R.J. Umberger	9
2009-10	Rick Nash	10
2010-11	R.J. Umberger	8
2011-12	Jeff Carter	8
2012-13	Vinny Prospal, James Wisniewski	4
2013-14	R.J. Umberger	8
2014-15	Nick Foligno	11
2015-16	Scott Hartnell	10
2016-17	Nick Foligno	11
2017-18	Artemi Panarin, Seth Jones	7
2018-19	Cam Atkinson	8
2019-20	Emil Bemstrom, Zach Werenski	5
2020-21	Patrik Laine, Jack Roslovic	4
2021-22	Oliver Bjorkstrand	9
2022-23	Patrik Laine	8
2023-24	Kirill Marchenko	9

SHORTHANDED GOALS

2000-01	Tyler Wright, Robert Kron, Jamie Pushor	1
2001-02	Espen Knutsen	2
2002-03	Mike Sillinger	3
2003-04	David Vyborny	4
2005-06	David Vyborny, Adam Foote	2
2006-07	Sergei Fedorov, Jason Chimera	2
2007-08	Rick Nash	4
2008-09	Rick Nash	5
2009-10	Rick Nash, Antoine Vermette	2
2010-11	R.J. Umberger	3
2011-12	Derek MacKenzie, Rick Nash	2
2012-13	Mark Letestu	2
2013-14	Artem Anisimov, Derek MacKenzie, Brandon Dubinsky	2
2014-15	Ryan Johansen	2
2015-16	Cam Atkinson	2
2016-17	Matt Calvert	3
2017-18	Cam Atkinson	3
2018-19	Matt Calvert	2
2019-20	Cam Atkinson	4
2020-21	Riley Nash, Gustav Nyquist, Zach Werenski	1
2021-22	Cam Atkinson	4
2022-23	Gustav Nyquist	4
2023-24	Gustav Nyquist, Jack Roslovic, Alexandre Texier	2



GAME-WINNING GOALS

2000-01	Geoff Sanderson	7
2001-02	Mike Sillinger	5
2002-03	Andrew Cassels	5
2003-04	Rick Nash	7
2005-06	David Vyborny	6
2006-07	Rick Nash	5
2007-08	Rick Nash	6
2008-09	Raffi Torres	6
2009-10	Rick Nash	6
2010-11	Rick Nash	7
2011-12	Derick Brassard, Ryan Johansen, Nikita Nikitin, R.J. Umberger, Antoine Vermette	3
2012-13	Artem Anisimov	3
2013-14	Boone Jenner, Ryan Johansen, Cam Atkinson, Nick Foligno, Artem Anisimov	5
2014-15	Cam Atkinson	7
2015-16	Brandon Saad	7
2016-17	Cam Atkinson	9
2017-18	Josh Anderson, Cam Atkinson, Artemi Panarin	5
2018-19	Cam Atkinson, Artemi Panarin	8
2019-20	Oliver Bjorkstrand	5
2020-21	Cam Atkinson, Max Domi, Eric Robinson	2
2021-22	Patrik Laine	7
2022-23	Johnny Gaudreau	4
2023-24	Yegor Chinakhov, Johnny Gaudreau	3

SHOTS ON GOAL

2000-01	Geoff Sanderson	199
2001-02	Ray Whitney	210
2002-03	Geoff Sanderson	286
2003-04	Rick Nash	269
2005-06	Nikolai Zherdev	194
2006-07	Rick Nash	228
2007-08	Rick Nash	329
2008-09	Rick Nash	263
2009-10	Rick Nash	254
2010-11	Rick Nash	305
2011-12	Rick Nash	306
2012-13	Jack Johnson, R.J. Umberger	96
2013-14	Ryan Johansen	237
2014-15	Cam Atkinson	212
2015-16	Brandon Saad	233
2016-17	Cam Atkinson	240
2017-18	Seth Jones	249
2018-19	Cam Atkinson	295
2019-20	Zach Werenski	187
2020-21	Cam Atkinson	158
2021-22	Zach Werenski	216
2022-23	Johnny Gaudreau	220
2023-24	Zach Werenski	202

SHOOTING PERCENTAGE

2000-01	Espen Knutsen	17.7
2001-02	Mike Sillinger	13.3
2002-03	Espen Knutsen	17.9
2003-04	Rick Nash	15.2
2005-06	Rick Nash	18.2
2006-07	Rick Nash	11.8
2007-08	Rick Nash	11.6
2008-09	Rick Nash	15.2
2009-10	Antoine Vermette	17.3
2010-11	Kristian Huselius	14.9
2011-12	Derick Brassard	11.2
2012-13	Artem Anisimov	16.2
2013-14	Nick Foligno	16.2
2014-15	Nick Foligno	17.0
2015-16	Scott Hartnell	15.3
2016-17	Cam Atkinson	14.6

2017-18	Sonny Milano	20.3
2018-19	Pierre-Luc Dubois	15.5
2019-20	Oliver Bjorkstrand	13.0
2020-21	Jack Roslovic	14.1
2021-22	Alexandre Texier	18.6
2022-23	Kirill Marchenko	16.0
2023-24	Yegor Chinakhov	14.6

FACEOFF WINNING PERCENTAGE

2000-01	Kevyn Adams	57.4
2001-02	Mike Sillinger	57.0
2002-03	Mike Sillinger	56.5
2003-04	Manny Malhotra	53.9
2005-06	Manny Malhotra	56.3
2006-07	Manny Malhotra	55.1
2007-08	Manny Malhotra	59.0
2008-09	Manny Malhotra	58.0
2009-10	Antoine Vermette	54.2
2010-11	Antoine Vermette	55.6
2011-12	Mark Letestu	51.9
2012-13	Derek MacKenzie	59.4
2013-14	Brandon Dubinsky	52.9
2014-15	Mark Letestu	52.9
2015-16	Boone Jenner	53.1
2016-17	Brandon Dubinsky	51.7
2017-18	Boone Jenner	55.5
2018-19	Brandon Dubinsky	57.1
2019-20	Boone Jenner	55.1
2020-21	Boone Jenner	55.1
2021-22	Justin Danforth	53.8
2022-23	Boone Jenner	54.7
2023-24	Boone Jenner	54.3

POINTS BY DEFENSEMAN

2000-01	Jamie Heward	27
2001-02	Deron Quint	25
2002-03	Jaroslav Spacek	45
2003-04	Anders Eriksson	27
2005-06	Bryan Berard	32
2006-07	Ron Hainsey	34
2007-08	Ron Hainsey	32
2008-09	Fedor Tyutin	34
2009-10	Anton Stralman	34
2010-11	Fedor Tyutin	27
2011-12	Nikita Nikitin	32
2012-13	Fedor Tyutin	22
2013-14	James Wisniewski	51
2014-15	Jack Johnson	40
2015-16	Ryan Murray, David Savard	25
2016-17	Zach Werenski	47
2017-18	Seth Jones	57
2018-19	Seth Jones	46
2019-20	Zach Werenski	41
2020-21	Seth Jones	28
2021-22	Zach Werenski	48
2022-23	Adam Boqvist	24
2023-24	Zach Werenski	57

GOALS BY DEFENSEMAN

2000-01	Jamie Heward	11
2001-02	Rostislav Klesla	8
2002-03	Jaroslav Spacek	9
2003-04	Anders Eriksson	7
2005-06	Bryan Berard	12
2006-07	Ron Hainsey, Rostislav Klesla	9
2007-08	Ron Hainsey	8
2008-09	Fedor Tyutin	9
2009-10	Kris Russell	7
2010-11	Fedor Tyutin	7
2011-12	Nikita Nikitin	7
2012-13	Jack Johnson, James Wisniewski	5
2013-14	James Wisniewski	7
2014-15	David Savard	11

2015-16	Jack Johnson	6
2016-17	Seth Jones	12
2017-18	Seth Jones, Zach Werenski	16
2018-19	Zach Werenski	11
2019-20	Zach Werenski	20
2020-21	Zach Werenski	7
2021-22	Adam Boqvist, Zach Werenski	11
2022-23	Andrew Peeke	6
2023-24	Zach Werenski	11

ASSISTS BY DEFENSEMAN

2000-01	Jamie Heward, Deron Quint	16
2001-02	Deron Quint	18
2002-03	Jaroslav Spacek	36
2003-04	Anders Eriksson	20
2005-06	Duvie Westcott	22
2006-07	Ron Hainsey	25
2007-08	Ron Hainsey	24
2008-09	Fedor Tyutin	25
2009-10	Anton Stralman	28
2010-11	Fedor Tyutin	20
2011-12	Nikita Nikitin	25
2012-13	Fedor Tyutin	18
2013-14	James Wisniewski	44
2014-15	Jack Johnson	32
2015-16	Ryan Murray, David Savard	21
2016-17	Zach Werenski	36
2017-18	Seth Jones	41
2018-19	Seth Jones	37
2019-20	Seth Jones	24
2020-21	Seth Jones	23
2021-22	Zach Werenski	37
2022-23	Adam Boqvist	19
2023-24	Zach Werenski	46

HAT TRICKS

2000-01	Geoff Sanderson, Tyler Wright, Deron Quint	1
2001-02	Espen Knutsen	1
2002-03	Tyler Wright	2
2003-04	David Vyborny	1
2005-06	Rick Nash, Bryan Berard	1
2006-07		0
2007-08	Rick Nash	1
2008-09	Rick Nash	2
2009-10	R.J. Umberger	1
2010-11	Matt Calvert, Kristian Huselius, Rick Nash	1
2011-12	Jeff Carter	2
2012-13		0
2013-14		0
2014-15	Scott Hartnell, Cam Atkinson, Nick Foligno	1
2015-16	Cam Atkinson, Nick Foligno, Brandon Saad	1
2016-17	Scott Hartnell	1
2017-18	Cam Atkinson, Pierre-Luc Dubois, Artemi Panarin, Thomas Vanek	1
2018-19	Cam Atkinson	2
2019-20	Gustav Nyquist, Zach Werenski	1
2020-21	Emil Bemstrom	1
2021-22	Patrik Laine, Jack Roslovic, Cole Sillinger	1
2022-23	Patrik Laine, Kirill Marchenko, Eric Robinson	1
2023-24	Boone Jenner, Kirill Marchenko, Alex Nylander, Cole Sillinger	1



LEADERS BY SEASON

MULTI-POINT GAMES

2000-01	Geoff Sanderson	11
2001-02	Ray Whitney	18
2002-03	Ray Whitney	19
2003-04	Rick Nash	14
2005-06	David Vyborny	19
2006-07	David Vyborny	19
2007-08	Rick Nash	16
2008-09	Rick Nash	24
2009-10	Kristian Huselius	18
2010-11	Rick Nash	16
2011-12	Rick Nash	14
2012-13	Vinny Prospal, Mark Letestu	6
2013-14	Ryan Johansen	16
2014-15	Nick Foligno	17
2015-16	Boone Jenner	12
2016-17	Cam Atkinson, Alexander Wennberg	14
2017-18	Artemi Panarin	19
2018-19	Artemi Panarin	25
2019-20	Oliver Bjorkstrand	11
2020-21	Oliver Bjorkstrand	10
2021-22	Patrik Laine	17
2022-23	Johnny Gaudreau	20
2023-24	Johnny Gaudreau	15

MULTI-GOAL GAMES

2000-01	Geoff Sanderson	5
2001-02	Mike Sillinger	3
2002-03	Geoff Sanderson	6
2003-04	Rick Nash	6
2005-06	Rick Nash	5
2006-07	Rick Nash	5
2007-08	Rick Nash	6
2008-09	Rick Nash	6
2009-10	Rick Nash	5
2010-11	Rick Nash	7
2011-12	Rick Nash	4
2012-13	Cam Atkinson	2
2013-14	Ryan Johansen	4
2014-15	Scott Hartnell, Nick Foligno	6
2015-16	Brandon Saad	4
2016-17	Cam Atkinson	7
2017-18	Cam Atkinson, Artemi Panarin	3
2018-19	Cam Atkinson	8
2019-20	Oliver Bjorkstrand	4
2020-21	Oliver Bjorkstrand, Patrik Laine	3
2021-22	Patrik Laine, Jack Roslovic	5
2022-23	Boone Jenner, Patrik Laine	3
	Kirill Marchenko, Jack Roslovic	
2023-24	Boone Jenner, Alex Nylander	3
	Zach Werenski	

ICE TIME – ALL PLAYERS

2000-01	Deron Quint	24:05
2001-02	Lyle Odelein	22:11
2002-03	Jaroslav Spacek	24:47
2003-04	Jaroslav Spacek	23:26
2005-06	Adam Foote	24:33
2006-07	Adam Foote	24:44
2007-08	Adam Foote	24:01
2008-09	Fedor Tyutin	23:30
2009-10	Fedor Tyutin	23:31
2010-11	Fedor Tyutin	22:41
2011-12	James Wisniewski	24:47
2012-13	Jack Johnson	25:58
2013-14	Jack Johnson	24:40
2014-15	Jack Johnson	24:09
2015-16	Jack Johnson	24:10
2016-17	Seth Jones	23:24
2017-18	Seth Jones	24:36
2018-19	Seth Jones	25:49
2019-20	Seth Jones	25:17
2020-21	Seth Jones	25:14
2021-22	Zach Werenski	25:40

2022-23	Zach Werenski	23:36
2023-24	Zach Werenski	24:27

ICE TIME - FORWARDS

2000-01	Steve Heinze	18:49
2001-02	Mike Sillinger	20:51
2002-03	Ray Whitney	21:00
2003-04	Todd Marchant	20:38
2005-06	Sergei Fedorov	21:05
2006-07	David Vyborny	20:20
2007-08	Rick Nash	20:29
2008-09	Rick Nash	21:09
2009-10	Rick Nash	20:56
2010-11	R.J. Umberger	19:12
2011-12	Rick Nash	19:05
2012-13	R.J. Umberger	18:29
2013-14	Brandon Dubinsky	18:46
2014-15	Ryan Johansen	19:30
2015-16	Brandon Dubinsky	18:45
2016-17	Nick Foligno	18:25
2017-18	Artemi Panarin	20:07
2018-19	Artemi Panarin	19:51
2019-20	Nick Foligno	18:40
2020-21	Cam Atkinson	18:56
2021-22	Boone Jenner	20:28
2022-23	Boone Jenner	20:12
2023-24	Boone Jenner	20:06

GOALTENDERS

GAMES PLAYED

2000-01	Ron Tugnutt	53
2001-02	Ron Tugnutt	44
2002-03	Marc Denis	77
2003-04	Marc Denis	66
2005-06	Marc Denis	49
2006-07	Fredrik Norrena	55
2007-08	Pascal Leclaire	54
2008-09	Steve Mason	61
2009-10	Steve Mason	58
2010-11	Steve Mason	54
2011-12	Steve Mason	46
2012-13	Sergei Bobrovsky	38
2013-14	Sergei Bobrovsky	58
2014-15	Sergei Bobrovsky	51
2015-16	Sergei Bobrovsky	37
2016-17	Sergei Bobrovsky	63
2017-18	Sergei Bobrovsky	65
2018-19	Sergei Bobrovsky	62
2019-20	Joonas Korpisalo	37
2020-21	Joonas Korpisalo	33
2021-22	Elvis Merzlikins	59
2022-23	Elvis Merzlikins	30
2023-24	Elvis Merzlikins	41

MINUTES PLAYED

2000-01	Ron Tugnutt	3,129
2001-02	Ron Tugnutt	2,502
2002-03	Marc Denis	4,511
2003-04	Marc Denis	3,796
2005-06	Marc Denis	2,786
2006-07	Fredrik Norrena	2,952
2007-08	Pascal Leclaire	2,986
2008-09	Steve Mason	3,664
2009-10	Steve Mason	3,201
2010-11	Steve Mason	3,027
2011-12	Steve Mason	2,534
2012-13	Sergei Bobrovsky	2,219
2013-14	Sergei Bobrovsky	3,229
2014-15	Sergei Bobrovsky	2,994
2015-16	Sergei Bobrovsky	2,116
2016-17	Sergei Bobrovsky	3,704
2017-18	Sergei Bobrovsky	3,912
2018-19	Sergei Bobrovsky	3,557

2019-20	Joonas Korpisalo	2,126
2020-21	Joonas Korpisalo	1,747
2021-22	Elvis Merzlikins	3,320
2022-23	Elvis Merzlikins	1,560
2023-24	Elvis Merzlikins	2,259

GOALS-AGAINST AVERAGE

2000-01	Ron Tugnutt	2.44
2001-02	Ron Tugnutt	2.85
2002-03	Marc Denis	3.09
2003-04	Marc Denis	2.56
2005-06	Pascal Leclaire	3.23
2006-07	Fredrik Norrena	2.78
2007-08	Pascal Leclaire	2.25
2008-09	Steve Mason	2.29
2009-10	Mathieu Garon	2.81
2010-11	Mathieu Garon	2.72
2011-12	Curtis Sanford	2.60
2012-13	Sergei Bobrovsky	2.00
2013-14	Sergei Bobrovsky	2.38
2014-15	Sergei Bobrovsky	2.69
2015-16	Joonas Korpisalo	2.60
2016-17	Sergei Bobrovsky	2.06
2017-18	Sergei Bobrovsky	2.42
2018-19	Sergei Bobrovsky	2.58
2019-20	Elvis Merzlikins	2.35
2020-21	Elvis Merzlikins	2.77
2021-22	Elvis Merzlikins	3.22
2022-23	Joonas Korpisalo	3.17
2023-24	Daniil Tarasov	3.18

SAVE PERCENTAGE

2000-01	Ron Tugnutt	.917
2001-02	Ron Tugnutt	.900
2002-03	Marc Denis	.903
2003-04	Marc Denis	.918
2005-06	Pascal Leclaire	.911
2006-07	Fredrik Norrena	.904
2007-08	Pascal Leclaire	.919
2008-09	Steve Mason	.916
2009-10	Mathieu Garon	.903
2010-11	Mathieu Garon, Steve Mason	.901
2011-12	Curtis Sanford	.911
2012-13	Sergei Bobrovsky	.932
2013-14	Sergei Bobrovsky	.923
2014-15	Sergei Bobrovsky	.918
2015-16	Joonas Korpisalo	.920
2016-17	Sergei Bobrovsky	.931
2017-18	Sergei Bobrovsky	.921
2018-19	Sergei Bobrovsky	.913
2019-20	Elvis Merzlikins	.923
2020-21	Elvis Merzlikins	.916
2021-22	Elvis Merzlikins	.907
2022-23	Joonas Korpisalo	.913
2023-24	Daniil Tarasov	.908

WINS

2000-01	Ron Tugnutt	22
2001-02	Ron Tugnutt	12
2002-03	Marc Denis	27
2003-04	Marc Denis	21
2005-06	Marc Denis	21
2006-07	Fredrik Norrena	24
2007-08	Pascal Leclaire	24
2008-09	Steve Mason	33
2009-10	Steve Mason	20
2010-11	Steve Mason	24
2011-12	Steve Mason	16
2012-13	Sergei Bobrovsky	21
2013-14	Sergei Bobrovsky	32
2014-15	Sergei Bobrovsky	30
2015-16	Joonas Korpisalo	16
2016-17	Sergei Bobrovsky	41
2017-18	Sergei Bobrovsky	37



GOALTENDERS Continued

WINS CONT.

2018-19	Sergei Bobrovsky	37
2019-20	Joonas Korpisalo	19
2020-21	Joonas Korpisalo	9
2021-22	Elvis Merzlikins	27
2022-23	Joonas Korpisalo	11
2023-24	Elvis Merzlikins	13

TIES*

2000-01	Ron Tugnutt	5
2001-02	Marc Denis	5
2002-03	Marc Denis	8
2003-04	Marc Denis	7

*Not kept since 2003-04

OTL/SOL

2005-06	Pascal Leclaire	3
2006-07	Fredrik Norrena	3
2007-08	Pascal Leclaire, Fredrik Norrena	6
2008-09	Steve Mason	7
2009-10	Steve Mason	9
2010-11	Steve Mason	7
2011-12	Curtis Sanford	4
2012-13	Sergei Bobrovsky	6
2013-14	Sergei Bobrovsky	5
2014-15	Sergei Bobrovsky	3
2015-16	Joonas Korpisalo	4
2016-17	Sergei Bobrovsky	5
2017-18	Sergei Bobrovsky	6
2018-19	Joonas Korpisalo	3
2019-20	Elvis Merzlikins	8
2020-21	Joonas Korpisalo	7
2021-22	Elvis Merzlikins	7
2022-23	Joonas Korpisalo, Michael Hutchinson	3
2023-24	Elvis Merzlikins	8

LOSSES

2000-01	Ron Tugnutt	25
2001-02	Ron Tugnutt	27
2002-03	Marc Denis	41
2003-04	Marc Denis	36
2005-06	Marc Denis	25
2006-07	Fredrik Norrena	23
2007-08	Fredrik Norrena	19
2008-09	Steve Mason	20
2009-10	Steve Mason	26
2010-11	Steve Mason	21
2011-12	Steve Mason	26
2012-13	Sergei Bobrovsky	11
2013-14	Sergei Bobrovsky	20
2014-15	Sergei Bobrovsky	17
2015-16	Sergei Bobrovsky	19
2016-17	Sergei Bobrovsky	17
2017-18	Sergei Bobrovsky	22
2018-19	Sergei Bobrovsky	24

2019-20	Joonas Korpisalo	12
2020-21	Joonas Korpisalo	13
2021-22	Elvis Merzlikins	23
2022-23	Elvis Merzlikins	18
2023-24	Elvis Merzlikins	17

DECISIONS

2000-01	Ron Tugnutt	52
2001-02	Ron Tugnutt	42
2002-03	Marc Denis	76
2003-04	Marc Denis	64
2005-06	Marc Denis	47
2006-07	Fredrik Norrena	50
2007-08	Pascal Leclaire	47
2008-09	Steve Mason	60
2009-10	Steve Mason	55
2010-11	Steve Mason	52
2011-12	Steve Mason	45
2012-13	Sergei Bobrovsky	38
2013-14	Sergei Bobrovsky	57
2014-15	Sergei Bobrovsky	50
2015-16	Sergei Bobrovsky	35
2016-17	Sergei Bobrovsky	63
2017-18	Sergei Bobrovsky	65
2018-19	Sergei Bobrovsky	62
2019-20	Joonas Korpisalo	36
2020-21	Joonas Korpisalo	20
2021-22	Elvis Merzlikins	57
2022-23	Elvis Merzlikins	27
2023-24	Elvis Merzlikins	38

SHUTOUTS

2000-01	Ron Tugnutt	4
2001-02	Ron Tugnutt	2
2002-03	Marc Denis	5
2003-04	Marc Denis	5
2005-06	Marc Denis	1
2006-07	Fredrik Norrena	3
2007-08	Pascal Leclaire	9
2008-09	Steve Mason	10
2009-10	Steve Mason	5
2010-11	Mathieu Garon, Steve Mason	3
2011-12	Steve Mason, Curtis Sanford	1
2012-13	Sergei Bobrovsky	4
2013-14	Sergei Bobrovsky	5
2014-15	Sergei Bobrovsky	2
2015-16	Sergei Bobrovsky	1
2016-17	Sergei Bobrovsky	7
2017-18	Sergei Bobrovsky	5
2018-19	Sergei Bobrovsky	9
2019-20	Elvis Merzlikins	5
2020-21	Elvis Merzlikins	2
2021-22	Elvis Merzlikins	2
2022-23	Elvis Merzlikins	0
2023-24	Elvis Merzlikins	1

ASSISTS

2000-01	Ron Tugnutt	1
2001-02	Ron Tugnutt, Marc Denis	1
2002-03		0
2003-04	Marc Denis	2
2005-06	Marc Denis, Pascal Leclaire	1
2006-07		0
2007-08	Pascal Leclaire	2
2008-09	Pascal Leclaire	1
2009-10	Steve Mason	2
2010-11	Mathieu Garon, Steve Mason	1
2011-12	Steve Mason	2
2012-13		0
2013-14	Sergei Bobrovsky, Curtis McElhinney	1
2014-15	Sergei Bobrovsky	2
2015-16	Sergei Bobrovsky	2
2016-17		0
2017-18	Sergei Bobrovsky	3
2018-19		0
2019-20	Joonas Korpisalo	1
2020-21	Joonas Korpisalo, Elvis Merzlikins	1
2021-22	Elvis Merzlikins	2
2022-23	Michael Hutchinson, Elvis Merzlikins	1
2023-24	Daniil Tarasov	0

PENALTY MINUTES

2000-01	Ron Tugnutt, Marc Denis	2
2001-02	Marc Denis	2
2002-03	Marc Denis	6
2003-04	Marc Denis	10
2005-06	Marc Denis, Pascal Leclaire	2
2006-07	Fredrik Norrena	6
2007-08	Pascal Leclaire	2
2008-09	Steve Mason	2
2009-10	Steve Mason, Mathieu Garon	2
2010-11	Mathieu Garon, Steve Mason	2
2011-12	Steve Mason	2
2012-13		0
2013-14	Sergei Bobrovsky	2
2014-15	Sergei Bobrovsky	4
2015-16	Sergei Bobrovsky, Joonas Korpisalo	2
2016-17	Sergei Bobrovsky	8
2017-18		0
2018-19	Sergei Bobrovsky	2
2019-20		0
2020-21	Joonas Korpisalo	2
2021-22	Elvis Merzlikins	8
2022-23	Elvis Merzlikins	4
2023-24	Elvis Merzlikins	4



SERGEI BOBROVSKY



MARC DENIS



ELVIS MERZLIKINS



TOP SINGLE SEASONS

GAMES PLAYED

1.	Ivan Provorov	82	2023-24
	Gustav Nyquist	82	2021-22
	Andrew Peeke	82	2021-22
	Josh Anderson	82	2018-19
	Pierre-Luc Dubois	82	2018-19
	David Savard	82	2018-19
	Zach Werenski	82	2018-19
	Oliver Bjorkstrand	82	2017-18
	Pierre-Luc Dubois	82	2017-18
	Cam Atkinson	82	2016-17
	Boone Jenner	82	2016-17
	Jack Johnson	82	2016-17
	Brandon Saad	82	2016-17
	Gregory Campbell	82	2015-16
	Boone Jenner	82	2015-16
	Ryan Murray	82	2015-16
	Ryan Johansen	82	2014-15
	David Savard	82	2014-15
	Mark Letestu	82	2013-14
	Jack Johnson	82	2013-14
	Ryan Johansen	82	2013-14
	Rick Nash	82	2011-12
	Vinny Prospal	82	2011-12
	Samuel Pahlsson	82	2010-11
	R.J. Umberger	82	2010-11
	Antoine Vermette	82	2010-11
	R.J. Umberger	82	2009-10
	Antoine Vermette	82	2009-10
	R.J. Umberger	82	2008-09
	Fedor Tyutin	82	2008-09
	Jan Hejda	82	2008-09
	Nikolai Zherdev	82	2007-08
	Rostislav Klesla	82	2007-08
	David Vyborny	82	2006-07
	Jason Chimera	82	2006-07
	Manny Malhotra	82	2006-07
	David Vyborny	82	2003-04
	Geoff Sanderson	82	2002-03
	Luke Richardson	82	2002-03

POINTS

1.	Artemi Panarin	87	2018-19
2.	Artemi Panarin	82	2017-18
3.	Rick Nash	79	2008-09
4.	Ray Whitney	76	2002-03
5.	Johnny Gaudreau	74	2022-23
6.	Nick Foligno	73	2014-15
7.	Ryan Johansen	71	2014-15
8.	Cam Atkinson	69	2018-19
	Rick Nash	69	2007-08
10.	Andrew Cassels	68	2002-03

GOALS

1.	Cam Atkinson	41	2018-19
	Rick Nash	41	2003-04
3.	Rick Nash	40	2008-09
4.	Rick Nash	38	2007-08
5.	Cam Atkinson	35	2016-17
6.	Geoff Sanderson	34	2002-03
7.	Ryan Johansen	33	2013-14
	Rick Nash	33	2009-10
9.	Rick Nash	32	2010-11
10.	Brandon Saad	31	2015-16
	Nick Foligno	31	2014-15
	Rick Nash	31	2005-06

ASSISTS

1.	Artemi Panarin	59	2018-19
2.	Jakub Voracek	56	2021-22
3.	Artemi Panarin	55	2017-18
4.	Johnny Gaudreau	53	2022-23
5.	Ray Whitney	52	2002-03
6.	Johnny Gaudreau	48	2023-24
	David Vyborny	48	2006-07
	Andrew Cassels	48	2002-03
9.	Zach Werenski	46	2023-24
	Alexander Wennberg	46	2016-17

PLUS/MINUS RATING (MIN. 50 GAMES)

1.	David Savard	+33	2016-17
2.	Josh Anderson	+25	2018-19
3.	Artemi Panarin	+23	2017-18
	Brandon Saad	+23	2016-17
	Jack Johnson	+23	2016-17
	Jan Hejda	+23	2008-09
7.	Alexander Wennberg	+22	2017-18
8.	Ryan Murray	+20	2018-19
	Jan Hejda	+20	2007-08
10.	David Savard	+19	2018-19
	Cam Atkinson	+19	2017-18

PENALTY MINUTES

1.	Jody Shelley	249	2002-03
2.	Derek Dorsett	235	2011-12
3.	Jody Shelley	228	2003-04
4.	Jared Boll	226	2007-08
5.	Jody Shelley	206	2001-02
6.	Derek Dorsett	184	2010-11
7.	Jared Boll	182	2010-11
8.	Jared Boll	180	2008-09
9.	Jody Shelley	163	2005-06
10.	Derek Dorsett	150	2008-09

POWER PLAY GOALS

1.	Rick Nash	19	2003-04
2.	Geoff Sanderson	15	2002-03
3.	Steve Heinze	14	2000-01
4.	Nick Foligno	11	2016-17
	Nick Foligno	11	2014-15
	Rick Nash	11	2005-06
	Bryan Berard	11	2005-06
8.	Cam Atkinson	10	2016-17
	Scott Hartnell	10	2015-16
	Rick Nash	10	2009-10
	Rick Nash	10	2007-08
	Nikolai Zherdev	10	2005-06

SHORTHANDED GOALS

1.	Rick Nash	5	2008-09
2.	Gustav Nyquist	4	2021-22
	Cam Atkinson	4	2020-21
	Cam Atkinson	4	2018-19
	Rick Nash	4	2007-08
	David Vyborny	4	2003-04
7.	Cam Atkinson	3	2016-17
	Matt Calvert	3	2016-17
	R.J. Umberger	3	2010-11
	Mike Sillinger	3	2002-03

GAME-WINNING GOALS

1.	Cam Atkinson	9	2016-17
2.	Cam Atkinson	8	2018-19
	Artemi Panarin	8	2018-19
4.	Patrik Laine	7	2021-22
	Brandon Saad	7	2015-16
	Cam Atkinson	7	2014-15
	Rick Nash	7	2010-11
	Rick Nash	7	2003-04
	Geoff Sanderson	7	2000-01
10.	Rick Nash	6	2009-10
	Raffi Torres	6	2008-09
	Rick Nash	6	2007-08
	David Vyborny	6	2005-06

OVERTIME GOALS

1.	Artemi Panarin	4	2018-19
2.	Johnny Gaudreau	3	2022-23
	Patrik Laine	3	2021-22
	Seth Jones	3	2018-19
	Cam Atkinson	3	2016-17
	Seth Jones	3	2016-17

SHOTS ON GOAL

1.	Rick Nash	329	2007-08
2.	Rick Nash	306	2011-12
3.	Rick Nash	305	2010-11
4.	Cam Atkinson	295	2018-19
5.	Geoff Sanderson	286	2002-03
6.	Rick Nash	269	2003-04
7.	Rick Nash	263	2008-09
8.	Rick Nash	254	2009-10
	Nikolai Zherdev	254	2007-08
10.	Seth Jones	249	2017-18

SHOOTING PERCENTAGE (MIN. 50 GAMES)

1.	Sonny Milano	20.3	2017-18
2.	Raffi Torres	19.2	2009-10
3.	Rick Nash	18.2	2005-06
4.	Espen Knutsen	17.7	2000-01
	Andrew Cassels	17.7	2002-03
6.	Steve Heinze	17.6	2000-01
	Tyler Wright	17.6	2002-03
8.	Antoine Vermette	17.3	2009-10
9.	Adam Boqvist	17.2	2021-22
10.	Nick Foligno	17.0	2014-15

FACE-OFF WINNING PERCENTAGE (MIN. 100 ATTEMPTS)

1.	Derek MacKenzie	59.4	2012-13
2.	Manny Malhotra	59.0	2007-08
3.	Brandon Dubinsky	58.3	2012-13
4.	Manny Malhotra	58.0	2008-09
5.	Kevyn Adams	57.4	2000-01
6.	Brandon Dubinsky	57.1	2018-19
7.	Lane Pederson	57.0	2022-23
	Mike Sillinger	57.0	2001-02
9.	Nick Foligno	56.6	2018-19
10.	Geoff Platt	56.5	2006-07
	Mike Sillinger	56.5	2002-03

POINTS BY DEFENSEMAN

1.	Zach Werenski	57	2023-24
	Seth Jones	57	2017-18
3.	James Wisniewski	51	2013-14
4.	Zach Werenski	48	2021-22
5.	Zach Werenski	47	2016-17
6.	Seth Jones	46	2018-19
7.	Jaroslav Spacek	45	2002-03
8.	Zach Werenski	44	2018-19
9.	Seth Jones	42	2016-17
10.	Zach Werenski	41	2019-20



GOALS BY DEFENSEMAN

1.	Zach Werenski	20	2019-20
2.	Seth Jones	16	2017-18
	Zach Werenski	16	2017-18
4.	Seth Jones	12	2016-17
	Bryan Berard	12	2005-06
6.	Zach Werenski	11	2023-24
	Adam Boqvist	11	2021-22
	Zach Werenski	11	2021-22
	Zach Werenski	11	2018-19
	Zach Werenski	11	2016-17
	David Savard	11	2014-15
	Jamie Heward	11	2000-01

ASSISTS BY DEFENSEMAN

1.	Zach Werenski	46	2023-24
2.	James Wisniewski	44	2013-14
3.	Seth Jones	41	2017-18
4.	Zach Werenski	37	2021-22
	Seth Jones	37	2018-19
6.	Zach Werenski	36	2016-17
	Jaroslav Spacek	36	2002-03
8.	Zach Werenski	33	2018-19
9.	Jack Johnson	32	2014-15
10.	Seth Jones	30	2016-17

GAME-WINNING GOALS BY DEFENSEMAN

1.	Zach Werenski	4	2019-20
	Seth Jones	4	2018-19
	Seth Jones	4	2017-18
	Kevin Connauton	4	2014-15
5.	Zach Werenski	3	2017-18
	Seth Jones	3	2016-17
	David Savard	3	2014-15
	Nikita Nikitin	3	2011-12

HAT TRICKS

1.	Cam Atkinson	2	2018-19
	Jeff Carter	2	2011-12
	Rick Nash	2	2008-09
	Tyler Wright	2	2002-03
	R.J. Umberger	2	2009-10
6.	Boone Jenner	1	2023-24
	Kirill Marchenko	1	2023-24
	Alex Nylander	1	2023-24
	Cole Sillinger	1	2023-24
	Patrik Laine	1	2022-23
	Kirill Marchenko	1	2022-23
	Eric Robinson	1	2022-23
	Patrik Laine	1	2021-22
	Jack Roslovic	1	2021-22
	Cole Sillinger	1	2021-22
	Emil Bemstrom	1	2020-21
	Gus Nyquist	1	2019-20
	Zach Werenski	1	2019-20
	Boone Jenner	1	2018-19
	Cam Atkinson	1	2017-18
	Pierre-Luc Dubois	1	2017-18
	Artemi Panarin	1	2017-18
	Thomas Vanek	1	2017-18
	Scott Hartnell	1	2016-17
	Cam Atkinson	1	2015-16
	Nick Foligno	1	2015-16
	Brandon Saad	1	2015-16
	Nick Foligno	1	2014-15
	Cam Atkinson	1	2014-15
	Scott Hartnell	1	2014-15
	Cam Atkinson	1	2011-12
	R.J. Umberger	1	2011-12
	Matt Calvert	1	2010-11
	Kristian Huselius	1	2010-11
	Rick Nash	1	2010-11
	Nikita Filatov	1	2008-09
	Rick Nash	1	2007-08

	Rick Nash	1	2005-06
	Bryan Berard	1	2005-06
	David Vyborny	1	2003-04
	Geoff Sanderson	1	2002-03
	Ray Whitney	1	2002-03
	Espen Knutsen	1	2001-02
	Geoff Sanderson	1	2000-01
	Tyler Wright	1	2000-01
	Deron Quint	1	2000-01

MULTI-POINT GAMES

1.	Artemi Panarin	25	2018-19
2.	Rick Nash	24	2008-09
3.	Johnny Gaudreau	20	2022-23
4.	Cam Atkinson	19	2018-19
	Artemi Panarin	19	2017-18
	David Vyborny	19	2006-07
	David Vyborny	19	2005-06
	Ray Whitney	19	2002-03
9.	Kristian Huselius	18	2009-10
	Andrew Cassels	18	2002-03
	Ray Whitney	18	2001-02

MULTI-GOAL GAMES

1.	Cam Atkinson	8	2018-19
2.	Cam Atkinson	7	2016-17
	Rick Nash	7	2010-11
4.	Pierre-Luc Dubois	6	2018-19
	Nick Foligno	6	2014-15
	Scott Hartnell	6	2014-15
	Rick Nash	6	2008-09
	Rick Nash	6	2007-08
	Rick Nash	6	2003-04
	Geoff Sanderson	6	2002-03

MULTI-ASSIST GAMES

1.	Artemi Panarin	15	2018-19
2.	Johnny Gaudreau	14	2022-23
3.	Johnny Gaudreau	13	2023-24
	David Vyborny	13	2006-07
5.	Jakub Voracek	12	2021-22
6.	Artemi Panarin	11	2017-18
	Ray Whitney	11	2002-03
8.	Ray Whitney	10	2001-02
9.	Zach Werenski	9	2016-17
	Alexander Wennberg	9	2016-17
	Alexander Wennberg	9	2015-16
	David Vyborny	9	2005-06

ICE TIME - ALL PLAYERS (MIN. 50 GAMES)

1.	Jack Johnson	25:58	2012-13
	Seth Jones	25:49	2018-19
3.	Zach Werenski	25:40	2021-22
4.	Seth Jones	25:17	2019-20
5.	Seth Jones	25:14	2020-21
6.	James Wisniewski	24:48	2011-12
7.	Jaroslav Spacek	24:47	2002-03
8.	Adam Foote	24:44	2006-07
9.	Jack Johnson	24:41	2013-14
10.	Seth Jones	24:36	2017-18

ICE TIME - FORWARDS (MIN. 50 GAMES)

1.	Rick Nash	21:10	2008-09
2.	Sergei Fedorov	21:06	2005-06
3.	Ray Whitney	21:00	2002-03
4.	Rick Nash	20:56	2009-10
5.	Mike Sillinger	20:51	2001-02
6.	David Vyborny	20:41	2005-06
7.	Todd Marchant	20:39	2003-04
8.	Rick Nash	20:29	2007-08
9.	Boone Jenner	20:28	2021-22
10.	David Vyborny	20:23	2003-04

HITS *

1.	Brandon Dubinsky	248	2016-17
2.	Derek MacKenzie	241	2013-14
3.	Sean Kuraly	240	2021-22
4.	Brandon Dubinsky	235	2015-16
5.	Brandon Dubinsky	234	2013-14
6.	Grant Marshall	220	2001-02
7.	Boone Jenner	216	2016-17
8.	Josh Anderson	214	2018-19
9.	Boone Jenner	213	2015-16
10.	Nick Foligno	212	2019-20
	Boone Jenner	212	2013-14

BLOCKED SHOTS *

1.	Andrew Peeke	197	2022-23
2.	Ryan Murray	171	2015-16
3.	Erik Gudbranson	170	2023-24
4.	Andrew Peeke	169	2021-22
5.	David Savard	163	2019-20
6.	Mike Commodore	162	2008-09
7.	Jan Hejda	158	2010-11
8.	Jan Hejda	157	2008-09
9.	Ivan Provorov	155	2023-24
	Radoslav Suchy	155	2005-06

TAKEAWAYS *

1.	Artemi Panarin	70	2017-18
	Rick Nash	70	2008-09
3.	Seth Jones	67	2017-18
4.	Rick Nash	62	2011-12
5.	Ryan Johansen	60	2014-15
6.	Seth Jones	59	2018-19
7.	Freddy Modin	58	2006-07
8.	Oliver Bjorkstrand	57	2021-22
9.	Rick Nash	56	2007-08
10.	David Vyborny	55	2005-06

* Since 2005-06



DAVID VYBORNY

ROOKIE SKATERS

GAMES PLAYED

1.	Pierre-Luc Dubois	82	2017-18
2.	William Karlsson	81	2015-16
	Serge Aubin	81	2000-01
4.	Jakub Voracek	80	2008-09
5.	Kent Johnson	79	2022-23
	Cole Sillinger	79	2021-22
	David Vyborny	79	2000-01
8.	Zach Werenski	78	2016-17
	Gilbert Brule	78	2006-07
10.	Dmitri Voronkov	75	2023-24
	Jared Boll	75	2007-08
	Rostislav Klesla	75	2001-02

POINTS

1.	Pierre-Luc Dubois	48	2017-18
2.	Zach Werenski	47	2016-17
3.	Kent Johnson	40	2022-23
4.	Rick Nash	39	2002-03
5.	Jakub Voracek	38	2008-09
6.	Dmitri Voronkov	34	2023-24
	Nikolai Zherdev	34	2003-04
8.	David Vyborny	32	2000-01
9.	Cole Sillinger	31	2021-22
10.	Serge Aubin	30	2000-01

GOALS

1.	Kirill Marchenko	21	2022-23
2.	Pierre-Luc Dubois	20	2017-18
3.	Dmitri Voronkov	18	2023-24
4.	Rick Nash	17	2002-03
5.	Kent Johnson	16	2022-23
	Cole Sillinger	16	2021-22
	Boone Jenner	16	2013-14
8.	Sonny Milano	14	2017-18
9.	Nikolai Zherdev	13	2003-04
	Serge Aubin	13	2000-01
	David Vyborny	13	2000-01

ASSISTS

1.	Zach Werenski	36	2016-17
2.	Jakub Voracek	29	2008-09
3.	Pierre-Luc Dubois	28	2017-18
4.	Kent Johnson	24	2022-23
5.	Rick Nash	22	2002-03
6.	Nikolai Zherdev	21	2003-04
7.	David Vyborny	19	2000-01
8.	Ryan Murray	17	2013-14
	Serge Aubin	17	2000-01
10.	Dmitri Voronkov	16	2023-24
	Alexander Wennberg	16	2014-15

PLUS/MINUS RATING (MIN. 40 GAMES)

1.	Zach Werenski	17	2016-17
2.	Jakub Voracek	11	2008-09
3.	Eric Robinson	10	2019-20
	Lukas Sedlak	10	2016-17
5.	Pierre-Luc Dubois	8	2017-18

PENALTY MINUTES

1.	Jared Boll	226	2007-08
2.	Jody Shelley	206	2001-02
3.	Derek Dorsett	150	2008-09
4.	Ole-Kristian Tollefsen	123	2006-07
5.	Serge Aubin	107	2000-01
6.	Rick Nash	78	2002-03
7.	Duvie Westcott	77	2002-03
8.	Rostislav Klesla	74	2001-02
9.	Mike Blunden	59	2009-10
10.	Nikolai Zherdev	54	2003-04

POWER PLAY GOALS

1.	Kirill Marchenko	7	2022-23
	Jaroslav Balastik	7	2005-06
3.	Dmitri Voronkov	6	2023-24
	Pierre-Luc Dubois	6	2017-18
	Rick Nash	6	2002-03
6.	Kent Johnson	5	2022-23
	Emil Bemstrom	5	2019-20
	Nikolai Zherdev	5	2003-04
	David Vyborny	5	2000-01

SHORTHANDED GOALS

1.	Lukas Sedlak	1	2016-17
----	--------------	---	---------

GAME-WINNING GOALS

1.	Boone Jenner	5	2013-14
2.	Emil Bemstrom	4	2019-20
	Pierre-Luc Dubois	4	2017-18
4.	Kent Johnson	3	2022-23
	Cole Sillinger	3	2021-22
	Sonny Milano	3	2017-18
	Ryan Johansen	3	2011-12
	Jared Boll	3	2007-08

SHOTS ON GOAL

1.	Zach Werenski	188	2016-17
2.	Pierre-Luc Dubois	165	2017-18
3.	Jaroslav Balastik	158	2005-06
4.	Rick Nash	154	2002-03
5.	Cole Sillinger	148	2021-22

SHOOTING PERCENTAGE (MIN. 40 GAMES)

1.	Matt Calvert	22.0	2010-11
2.	Sonny Milano	20.3	2017-18
3.	Kirill Marchenko	16.0	2022-23
4.	Dmitri Voronkov	12.7	2023-24
	Kent Johnson	12.7	2022-23

FACEOFF WINNING PERCENTAGE (MIN. 100 ATTEMPTS)

1.	Geoff Platt	56.5	2006-07
2.	Lukas Sedlak	52.4	2016-17
3.	Serge Aubin	51.3	2000-01
4.	Dan Fritsche	48.9	2005-06
5.	Michael Chaput	48.6	2014-15

POINTS BY DEFENSEMAN

1.	Zach Werenski	47	2016-17
2.	Ryan Murray	21	2013-14
3.	Grant Clitsome	19	2010-11
4.	Vladislav Gavrikov	18	2019-20
5.	Derrick Walser	17	2002-03

GOALS BY DEFENSEMAN

1.	Zach Werenski	11	2016-17
2.	Rostislav Klesla	8	2001-02
3.	Vladislav Gavrikov	5	2019-20
4.	Nick Blankenburg	4	2022-23
	Ryan Murray	4	2013-14
	Grant Clitsome	4	2010-11
	Derrick Walser	4	2002-03

HAT TRICKS

1.	Kirill Marchenko	1	2022-23
	Cole Sillinger	1	2021-22
	Pierre-Luc Dubois	1	2017-18
	Cam Atkinson	1	2011-12
	Matt Calvert	1	2010-11
	Nikita Filatov	1	2008-09

MULTI-POINT GAMES

1.	Pierre-Luc Dubois	12	2017-18
	Zach Werenski	12	2016-17
3.	Kent Johnson	7	2022-23
	Nikolai Zherdev	7	2003-04
5.	Kirill Marchenko	6	2022-23
	Jakub Voracek	6	2008-09
	Serge Aubin	6	2000-01

MULTI-GOAL GAMES

1.	Kirill Marchenko	3	2022-23
	Serge Aubin	3	2000-01
3.	Cole Sillinger	2	2021-22
	Sonny Milano	2	2017-18
	William Karlsson	2	2015-16
	Boone Jenner	2	2013-14
	Cam Atkinson	2	2011-12
	Ryan Johansen	2	2011-12
	Jaroslav Balastik	2	2005-06

MULTI-ASSIST GAMES

1.	Zach Werenski	9	2016-17
2.	Pierre-Luc Dubois	7	2017-18
3.	Jakub Voracek	5	2008-09

ICE TIME - ALL PLAYERS (MIN. 40 GAMES)

1.	Zach Werenski	20:55	2016-17
2.	Ryan Murray	19:52	2013-14
3.	Vladislav Gavrikov	18:59	2019-20
4.	Rostislav Klesla	18:52	2001-02
5.	Tim Berni	16:58	2022-23

ICE TIME - FORWARDS (MIN. 40 GAMES)

1.	Pierre-Luc Dubois	16:38	2017-18
2.	Serge Aubin	16:20	2000-01
3.	Kirill Marchenko	16:11	2022-23
	Nikolai Zherdev	16:11	2003-04
5.	Adam Fantilli	15:43	2023-24



KIRILL MARCHENKO



GOALTENDERS

GAMES PLAYED

1.	Marc Denis	77	2002-03
2.	Marc Denis	66	2003-04
3.	Sergei Bobrovsky	65	2017-18
4.	Sergei Bobrovsky	63	2016-17
5.	Sergei Bobrovsky	62	2018-19
6.	Steve Mason	61	2008-09
7.	Elvis Merzlikins	59	2021-22
8.	Steve Mason	58	2009-10
	Sergei Bobrovsky	58	2013-14
10.	Fredrik Norrena	55	2006-07

MINUTES PLAYED

1.	Marc Denis	4,511	2002-03
2.	Sergei Bobrovsky	3,912	2017-18
3.	Marc Denis	3,796	2003-04
4.	Sergei Bobrovsky	3,707	2016-17
5.	Steve Mason	3,664	2008-09
6.	Sergei Bobrovsky	3,557	2018-19
7.	Elvis Merzlikins	3,320	2021-22
8.	Sergei Bobrovsky	3,299	2013-14
9.	Steve Mason	3,201	2009-10
10.	Ron Tugnutt	3,129	2000-01

GOALS-AGAINST AVERAGE (min. 20 games played)

1.	Sergei Bobrovsky	2.00	2012-13
2.	Sergei Bobrovsky	2.06	2016-17
3.	Pascal Leclaire	2.25	2007-08
4.	Steve Mason	2.29	2008-09
5.	Elvis Merzlikins	2.35	2019-20
6.	Sergei Bobrovsky	2.38	2013-14
7.	Sergei Bobrovsky	2.42	2017-18
8.	Ron Tugnutt	2.44	2000-01
9.	Marc Denis	2.56	2003-04
10.	Sergei Bobrovsky	2.58	2018-19

SAVE PERCENTAGE (min. 20 games played)

1.	Sergei Bobrovsky	.932	2012-13
2.	Sergei Bobrovsky	.931	2016-17
3.	Elvis Merzlikins	.923	2019-20
	Sergei Bobrovsky	.923	2013-14
5.	Sergei Bobrovsky	.921	2017-18
6.	Joonas Korpisalo	.919	2015-16
	Pascal Leclaire	.919	2007-08
8.	Sergei Bobrovsky	.918	2014-15
	Marc Denis	.918	2003-04
10.	Ron Tugnutt	.917	2000-01

WINS

1.	Sergei Bobrovsky	41	2016-17
2.	Sergei Bobrovsky	37	2018-19
	Sergei Bobrovsky	37	2017-18
4.	Steve Mason	33	2008-09
5.	Sergei Bobrovsky	32	2013-14
6.	Sergei Bobrovsky	30	2014-15
7.	Elvis Merzlikins	27	2021-22
	Marc Denis	27	2002-03
9.	Steve Mason	24	2010-11
	Pascal Leclaire	24	2007-08
	Fredrik Norrena	24	2006-07

SHOOTOUT WINS

1.	Sergei Bobrovsky	7	2014-15
2.	Steve Mason	6	2008-09
3.	Sergei Bobrovsky	5	2012-13
4.	Sergei Bobrovsky	4	2017-18
	Joonas Korpisalo	4	2015-16
	Sergei Bobrovsky	4	2013-14
	Steve Mason	4	2010-11
	Pascal Leclaire	4	2005-06

LOSSES

1.	Marc Denis	41	2002-03
2.	Marc Denis	36	2003-04
3.	Ron Tugnutt	27	2001-02
4.	Steve Mason	26	2011-12
	Steve Mason	26	2009-10
6.	Marc Denis	25	2005-06
	Ron Tugnutt	25	2000-01
8.	Marc Denis	24	2001-02
9.	Elvis Merzlikins	23	2021-22
	Fredrik Norrena	23	2006-07

TIES

1.	Marc Denis	8	2002-03
2.	Marc Denis	7	2003-04
3.	Marc Denis	5	2001-02
	Ron Tugnutt	5	2000-01
5.	Marc Denis	4	2000-01
6.	Ron Tugnutt	3	2001-02
7.	Fred Brathwaite	1	2003-04

SAVES

1.	Marc Denis	2,172	2002-03
2.	Sergei Bobrovsky	1,835	2017-18
3.	Marc Denis	1,808	2003-04
4.	Elvis Merzlikins	1,742	2021-22
5.	Sergei Bobrovsky	1,727	2016-17
6.	Sergei Bobrovsky	1,603	2018-19
7.	Sergei Bobrovsky	1,568	2013-14
8.	Steve Mason	1,518	2008-09
9.	Sergei Bobrovsky	1,498	2014-15
10.	Steve Mason	1,490	2009-10

SHUTOUTS

1.	Steve Mason	10	2008-09
2.	Pascal Leclaire	9	2007-08
3.	Sergei Bobrovsky	7	2016-17
4.	Sergei Bobrovsky	5	2017-18
	Sergei Bobrovsky	5	2013-14
	Steve Mason	5	2009-10
	Marc Denis	5	2003-04
	Marc Denis	5	2002-03
9.	Sergei Bobrovsky	4	2012-13
	Ron Tugnutt	4	2000-01

ASSISTS

1.	Sergei Bobrovsky	3	2017-18
2.	Elvis Merzlikins	2	2021-22
	Sergei Bobrovsky	2	2015-16
	Sergei Bobrovsky	2	2014-15
	Steve Mason	2	2011-12
	Steve Mason	2	2009-10
	Pascal Leclaire	2	2007-08
	Marc Denis	2	2003-04
8.	Michael Hutchinson	1	2022-23
	Elvis Merzlikins	1	2022-23
	Daniil Tarasov	1	2022-23
	J-F Berube	1	2021-22
	Sergei Bobrovsky	1	2013-14
	Curtis McElhinney	1	2013-14
	Mathieu Garon	1	2010-11
	Steve Mason	1	2010-11
	Fredrik Norrena	1	2007-08
	Marc Denis	1	2005-06
	Pascal Leclaire	1	2005-06
	Ron Tugnutt	1	2001-02
	Marc Denis	1	2001-02
	Ron Tugnutt	1	2000-01

PENALTY MINUTES

1.	Marc Denis	10	2003-04
2.	Elvis Merzlikins	8	2021-22
	Sergei Bobrovsky	8	2016-17
4.	Fredrik Norrena	6	2006-07
	Marc Denis	6	2002-03
6.	Elvis Merzlikins	4	2023-24
	Elvis Merzlikins	4	2022-23
	Sergei Bobrovsky	4	2014-15
9.	19x, MR: Joonas Korpisalo	2	2021-22

ROOKIE GOALTENDERS

GAMES PLAYED

1.	Steve Mason	61	2008-09
2.	Elvis Merzlikins	33	2019-20
	Pascal Leclaire	33	2005-06
4.	Marc Denis	32	2000-01
5.	Joonas Korpisalo	31	2015-16

MINUTES PLAYED

1.	Steve Mason	3,664	2008-09
2.	Marc Denis	1,830	2000-01
3.	Elvis Merzlikins	1,815	2019-20
4.	Pascal Leclaire	1,804	2005-06

GOALS-AGAINST AVERAGE (MIN. 20 GAMES)

1.	Steve Mason	2.29	2008-09
2.	Elvis Merzlikins	2.35	2019-20
3.	Joonas Korpisalo	2.60	2015-16

SAVE PERCENTAGE (MIN. 20 GAMES)

1.	Elvis Merzlikins	.923	2019-20
2.	Joonas Korpisalo	.920	2015-16
3.	Steve Mason	.916	2008-09
4.	Pascal Leclaire	.911	2005-06

WINS

1.	Steve Mason	33	2008-09
2.	Joonas Korpisalo	16	2015-16
3.	Elvis Merzlikins	13	2019-20
4.	Pascal Leclaire	11	2005-06

SHOOTOUT WINS

1.	Steve Mason	6	2008-09
2.	Joonas Korpisalo	4	2015-16
	Pascal Leclaire	4	2005-06

LOSSES

1.	Steve Mason	20	2008-09
	Marc Denis	20	2000-01

SAVES

1.	Steve Mason	1,518	2008-09
2.	Pascal Leclaire	987	2005-06
3.	Joonas Korpisalo	891	2015-16
4.	Elvis Merzlikins	848	2019-20

SHUTOUTS

1.	Steve Mason	10	2008-09
----	-------------	----	---------

ASSISTS

1.	Daniil Tarasov	1	2022-23
	Pascal Leclaire	1	2005-06



SEASONS PLAYED

1.	Boone Jenner	11 (2013-24)
2.	Cam Atkinson	10 (2011-21)
	David Savard	10 (2011-21)
	Rostislav Klesla	10 (2000-11)
5.	Nick Foligno	9 (2012-21)
	Jared Boll	9 (2007-16)
	Rick Nash	9 (2002-12)
8.	Zach Werenski	8 (2016-24)
	Joonas Korpisalo	8 (2015-23)
	Matt Calvert	8 (2010-18)
	Fedor Tyutin	8 (2008-16)

GAMES PLAYED

1.	Boone Jenner	715
2.	Rick Nash	674
3.	Cam Atkinson	627
4.	Nick Foligno	599
5.	David Savard	597
6.	Fedor Tyutin	553
7.	David Vyborny	543
8.	Jared Boll	518
9.	Rostislav Klesla	515
10.	Zach Werenski	486

POINTS

1.	Rick Nash	547
2.	Cam Atkinson	402
3.	Boone Jenner	364
4.	Nick Foligno	334
5.	David Vyborny	317
6.	Zach Werenski	302
7.	R.J. Umberger	250
8.	Oliver Bjorkstrand	234
9.	Brandon Dubinsky	225
10.	Seth Jones	223

GOALS

1.	Rick Nash	289
2.	Cam Atkinson	213
3.	Boone Jenner	192
4.	Nick Foligno	142
5.	R.J. Umberger	120
6.	David Vyborny	113
7.	Oliver Bjorkstrand	111
8.	Zach Werenski	90
9.	Geoff Sanderson	88
10.	Ryan Johansen	79

ASSISTS

1.	Rick Nash	258
2.	Zach Werenski	212
3.	David Vyborny	204
4.	Nick Foligno	192
5.	Cam Atkinson	189
6.	Seth Jones	173
7.	Boone Jenner	172
8.	Alexander Wennberg	161
9.	Jakub Voracek	156
10.	Brandon Dubinsky	153

PLUS/MINUS RATING (MIN. 100 GP)

1.	Artemi Panarin	37
2.	Josh Anderson	27
3.	Markus Nuffvaara	25
4.	David Savard	24
	Brandon Saad	24
6.	Jan Hejda	23
7.	Pierre-Luc Dubois	20
8.	Derek MacKenzie	19
9.	Cam Atkinson	17
10.	Nick Foligno	16

PENALTY MINUTES

1.	Jared Boll	1,195
2.	Jody Shelley	1,025
3.	Derek Dorsett	727
4.	Rick Nash	568
5.	Rostislav Klesla	508
6.	Nick Foligno	466
7.	Brandon Dubinsky	448
8.	Tyler Wright	436
9.	Boone Jenner	410
10.	Jason Chimera	372

POWER PLAY GOALS

1.	Rick Nash	83
2.	Cam Atkinson	42
3.	Boone Jenner	41
4.	R.J. Umberger	40
5.	David Vyborny	36

SHORTHANDED GOALS

1.	Cam Atkinson	16
2.	Rick Nash	14
3.	Gustav Nyquist	7
	David Vyborny	7
5.	Boone Jenner	6
	Matt Calvert	6

GAME-WINNING GOALS

1.	Rick Nash	44
2.	Cam Atkinson	42
3.	Boone Jenner	27
4.	Nick Foligno	21
5.	David Vyborny	17

OVERTIME GOALS

1.	Seth Jones	8
2.	Cam Atkinson	6
	Rick Nash	6
4.	Zach Werenski	5
	Artemi Panarin	5

SHOTS ON GOAL

1.	Rick Nash	2,278
2.	Cam Atkinson	1,883
3.	Boone Jenner	1,790
4.	Zach Werenski	1,288
5.	Nick Foligno	1,178

SHOOTING PERCENTAGE (MIN. 200 SHOTS)

1.	Scott Hartnell	14.0
2.	Mike Sillinger	13.7
3.	Patrik Laine	13.6
	Kirill Marchenko	13.6
5.	Espen Knutsen	13.3

HAT TRICKS

1.	Cam Atkinson	6
2.	Rick Nash	5
3.	Tyler Wright	3
4.	Cole Sillinger	2
	Boone Jenner	2
	Kirill Marchenko	2
	Patrik Laine	2
	Scott Hartnell	2
	Nick Foligno	2
	Jeff Carter	2
	Geoff Sanderson	2
	R.J. Umberger	2

MULTI-GOAL GAMES

1.	Rick Nash	46
2.	Cam Atkinson	31
3.	Boone Jenner	18
	Nick Foligno	18
	RJ Umberger	18
6.	Oliver Bjorkstrand	14
7.	Geoff Sanderson	12
8.	Patrik Laine	11
	Scott Hartnell	11
	David Vyborny	11

MULTI-ASSIST GAMES

1.	Rick Nash	39
2.	Davi Vyborny	34
3.	Zach Werenski	30
	Jakub Voracek	30
5.	Alexander Wennberg	29
6.	Johnny Gaudreau	27
	Seth Jones	27
8.	Artemi Panarin	26
9.	Nick Foligno	22
	Ray Whitney	22

MULTI-POINT GAMES

1.	Rick Nash	137
2.	Cam Atkinson	81
3.	Boone Jenner	76
4.	David Vyborny	70
5.	Zach Werenski	57
	Nick Foligno	57
7.	Oliver Bjorkstrand	50
8.	RJ Umberger	49
9.	Jakub Voracek	44
	Artemi Panarin	44

HITS

1.	Boone Jenner	1,619
2.	Nick Foligno	1,489
3.	Brandon Dubinsky	1,225
4.	David Savard	1,117
5.	Jared Boll	970
6.	Fedor Tyutin	790
7.	Derek MacKenzie	741
8.	Jack Johnson	733
9.	Derek Dorsett	667
10.	Marc Methot	614

BLOCKED SHOTS

1.	David Savard	958
2.	Jack Johnson	765
3.	Fedor Tyutin	741
4.	Boone Jenner	699
5.	Seth Jones	675
6.	Zach Werenski	617
7.	Ryan Murray	593
8.	Rostislav Klesla	544
9.	Jan Hejda	538
10.	Andrew Peeke	449

TAKEAWAYS

1.	Rick Nash	347
2.	Boone Jenner	326
3.	Cam Atkinson	308
4.	Nick Foligno	303
5.	Zach Werenski	229
6.	Seth Jones	223
7.	R.J. Umberger	221
8.	Alexander Wennberg	201
9.	Oliver Bjorkstrand	199
10.	Brandon Dubinsky	189



CONSECUTIVE GAMES PLAYED

1.	R.J. Umberger	288
	10/10/08-1/10/12	
2.	Jason Chimera	243
	10/9/05-4/5/08	
3.	Pierre-Luc Dubois	239
	10/6/17-1/21/21	
4.	Antoine Vermette	241
	3/7/09-2/21/12	
5.	Ryan Johansen	202
	2/24/13-10/22/15	

DEFENSEMEN

GAMES PLAYED

1.	David Savard	597
2.	Fedor Tyutin	553
3.	Rostislav Klesla	515
4.	Zach Werenski	486
5.	Jack Johnson	445

POINTS

1.	Zach Werenski	302
2.	Seth Jones	223
3.	Fedor Tyutin	185
4.	David Savard	166
5.	Jack Johnson	154

GOALS

1.	Zach Werenski	90
2.	Seth Jones	50
3.	Rostislav Klesla	41
	David Savard	41
5.	Fedor Tyutin	39

ASSISTS

1.	Zach Werenski	212
2.	Seth Jones	173
3.	Fedor Tyutin	146
4.	David Savard	125
5.	Jack Johnson	118

PENALTY MINUTES

1.	Rostislav Klesla	508
2.	Fedor Tyutin	351
3.	David Savard	331
4.	Duvie Westcott	299
5.	Ole-Kristian Tollefsen	273

MULTI-GOAL GAMES

1.	Zach Werenski	7
2.	Seth Jones	4
3.	Adam Boqvist	3
4.	Damon Severson	2
	Jake Bean	2
	Bryan Berard	2

MULTI-ASSIST GAMES

1.	Zach Werenski	30
2.	Seth Jones	27
3.	Fedor Tyutin	15
4.	James Wisniewski	12
5.	Ryan Murray	11
	David Savard	11

MULTI-POINT GAMES

1.	Zach Werenski	57
2.	Seth Jones	40
3.	Fedor Tyutin	25
4.	James Wisniewski	19
5.	David Savard	18

GOALTENDERS

GAMES PLAYED

1.	Sergei Bobrovsky	374
2.	Marc Denis	266
3.	Steve Mason	232
4.	Joonas Korpisalo	210
5.	Elvis Merzlikins	191

MINUTES PLAYED

1.	Sergei Bobrovsky	21,804
2.	Marc Denis	15,258
3.	Steve Mason	13,138
4.	Joonas Korpisalo	11,556
5.	Elvis Merzlikins	10,451

WINS

1.	Sergei Bobrovsky	213
2.	Steve Mason	96
3.	Joonas Korpisalo	87
4.	Marc Denis	84
5.	Elvis Merzlikins	68

LOSSES

1.	Marc Denis	146
2.	Sergei Bobrovsky	130
3.	Steve Mason	99
4.	Elvis Merzlikins	79
5.	Joonas Korpisalo	78

TIES

1.	Marc Denis	24
2.	Ron Tugnutt	8
3.	Fred Brathwaite	1

OVERTIME/SHOOTOUT LOSSES

1.	Elvis Merzlikins	30 (21/9)
2.	Sergei Bobrovsky	27 (14/13)
	Steve Mason	27 (8/19)
4.	Joonas Korpisalo	24 (18/6)
5.	Pascal Leclaire	12 (4/8)
	Mathieu Garon	12 (6/6)

SHUTOUTS

1.	Sergei Bobrovsky	33
2.	Steve Mason	19
3.	Marc Denis	12
4.	Pascal Leclaire	10
	Elvis Merzlikins	10

GOALS-AGAINST AVERAGE (MIN. 70 GAMES)

1.	Sergei Bobrovsky	2.41
2.	Ron Tugnutt	2.62
3.	Mathieu Garon	2.77
4.	Fredrik Norrena	2.79
5.	Pascal Leclaire	2.82

SAVE PERCENTAGE (MIN. 70 GAMES)

1.	Sergei Bobrovsky	.921
2.	Ron Tugnutt	.910
3.	Curtis McElhinney	.909
4.	Pascal Leclaire	.907
5.	Marc Denis	.905

SAVES

1.	Sergei Bobrovsky	10,193
2.	Marc Denis	7,251
3.	Steve Mason	5,919
4.	Joonas Korpisalo	5,491
5.	Elvis Merzlikins	5,261

SHOTS AGAINST

1.	Sergei Bobrovsky	11,067
2.	Marc Denis	8,016
3.	Steve Mason	6,553
4.	Joonas Korpisalo	6,079
5.	Elvis Merzlikins	5,819

ASSISTS

1.	Sergei Bobrovsky	8
2.	Steve Mason	5
3.	Elvis Merzlikins	4
	Marc Denis	4
	Pascal Leclaire	4

PENALTY MINUTES

1.	Marc Denis	22
2.	Sergei Bobrovsky	18
3.	Elvis Merzlikins	16
4.	Steve Mason	8
5.	Joonas Korpisalo	6
	Fredrik Norrena	6
	Pascal Leclaire	6



ZACH WERENSKI



CAREER LEADERS

TOP 50 SCORING LEADERS

RANK	POS	PLAYER	GP	TOI/GP	G	A	P	+/-	PIM	PPG	SHG	GWG	OT	S	S%
1.	LW	Rick Nash	674	18:54	289	258	547	-71	568	83	14	44	6	2,278	12.7
2.	RW	Cam Atkinson	627	17:41	213	189	402	17	146	42	16	42	6	1,883	11.3
3.	C	Boone Jenner *	715	17:33	192	172	364	-67	410	41	6	27	1	1,790	10.7
4.	LW	Nick Foligno	599	17:47	142	192	334	16	466	33	0	21	3	1,178	12.1
5.	RW	David Vyborny	543	17:50	113	204	317	-48	228	36	7	17	4	920	12.3
6.	D	Zach Werenski *	486	23:24	90	212	302	-8	115	20	1	12	5	1,288	7.0
7.	C	R.J. Umberger	445	18:22	120	130	250	-33	200	40	5	15	3	1,107	10.8
8.	RW	Oliver Bjorkstrand	382	15:39	111	123	234	-20	74	20	0	12	0	924	12.0
9.	C	Brandon Dubinsky	430	17:06	72	153	225	0	448	11	5	11	1	764	9.4
10.	D	Seth Jones	381	24:47	50	173	223	0	140	13	0	12	8	935	5.4
11.	RW	Jakub Voracek	331	15:41	46	156	202	-19	140	9	0	6	3	602	7.6
12.	C	Alexander Wennberg	415	16:38	40	161	201	5	85	9	1	9	1	501	8.0
13.	C	Ryan Johansen	309	16:50	79	114	193	-16	144	18	2	10	2	710	11.1
14.	D	Fedor Tyutin	553	22:10	39	146	185	-22	351	11	1	3	1	792	4.9
15.	RW	Nikolay Zherdev	283	17:29	76	105	181	-52	164	25	0	6	0	749	10.2
16.	C	Derick Brassard	309	15:34	58	111	169	-42	184	19	0	8	1	568	10.2
	LW	Artemi Panarin	160	20:00	55	114	169	37	49	13	0	13	5	419	13.1
18.	LW	Geoff Sanderson	261	17:12	88	80	168	-25	126	34	2	12	1	795	11.1
19.	D	David Savard	597	20:26	41	125	166	24	331	6	0	6	0	881	4.7
20.	C	Pierre-Luc Dubois	239	17:20	66	93	159	20	164	9	0	14	4	504	13.1
21.	D	Jack Johnson *	445	23:22	36	118	154	-19	198	14	0	7	1	730	4.9
22.	C	Antoine Vermette	241	18:55	61	91	152	-10	112	12	5	8	2	478	12.8
23.	LW	Matt Calvert	416	14:07	72	77	149	-24	273	7	6	9	1	614	11.7
24.	LW	Scott Hartnell	234	14:58	64	82	146	4	275	20	0	4	1	458	14.0
	C	Jack Roslovic	246	15:50	51	95	146	-32	50	10	3	9	3	425	12.0
26.	C	Manny Malhotra	344	16:07	53	92	145	-6	203	6	1	10	0	542	9.8
27.	LW	Kristian Huselius	189	18:24	58	84	142	-22	92	19	1	8	0	470	12.3
28.	LW	Ray Whitney	151	20:38	45	95	140	-49	36	14	2	5	1	448	10.0
29.	LW	Patrik Laine	174	18:12	64	74	138	-58	67	18	0	8	3	471	13.6
30.	LW	Jason Chimera	331	15:18	62	74	136	-12	372	6	4	12	2	683	9.1
31.	LW	Johnny Gaudreau	161	19:07	33	101	134	-60	44	4	0	7	4	380	8.7
32.	D	Rostislav Klesla	515	20:34	41	92	133	-50	508	8	0	4	1	747	5.5
33.	D	James Wisniewski	209	22:50	26	95	121	-24	147	16	0	5	1	454	5.7
34.	C	Gustav Nyquist	200	17:54	43	74	117	-19	58	7	7	5	1	370	11.6
35.	RW	Josh Anderson	267	15:21	65	50	115	27	212	4	2	13	2	621	10.5
36.	C	Sergei Fedorov	185	19:39	39	74	113	-11	150	15	3	5	1	399	9.8
37.	D	Ryan Murray	347	20:21	15	95	110	13	104	5	0	0	0	349	4.3
38.	C	Tyler Wright	309	16:23	57	51	108	-96	436	13	3	9	3	504	11.3
	C	Espen Knutsen	188	17:49	27	81	108	-51	99	10	2	2	0	203	13.3
40.	LW	Brandon Saad	160	17:07	55	51	106	24	22	7	0	11	0	443	12.4
41.	C	Mark Letestu	255	14:48	44	58	102	-5	36	12	4	4	1	399	11.0
42.	C	Andrew Cassels	137	19:37	26	68	94	-28	56	11	1	5	1	204	12.8
43.	C	Mike Sillinger	155	20:01	38	48	86	-56	106	17	3	8	0	278	13.7
44.	LW	Freddy Modin	176	17:35	39	46	85	-6	110	10	0	7	1	409	9.5
	LW	Vinny Prospal	130	17:23	28	57	85	-8	68	7	0	2	0	250	11.2
46.	C	Artem Anisimov	168	16:29	40	44	84	-14	40	4	2	10	2	318	12.6
47.	D	Ron Hainsey	213	21:27	19	64	83	-13	137	16	0	0	0	378	5.0
48.	LW	Eric Robinson	266	12:55	38	44	82	-12	40	0	3	8	0	375	10.1
49.	C	Alexandre Texier	201	14:47	34	45	79	-12	82	0	3	2	1	298	11.4
	D	Kris Russell	288	16:49	18	61	79	-29	124	3	0	3	1	392	4.6

TOP 5 GOALTENDING LEADERS

RANK	PLAYER	GP	W	L	T	OT	SA	GA	GAA	SV	SV%	SO	MIN
1.	Sergei Bobrovsky	374	213	130	0	27	11,067	874	2.40	10,193	.921	33	21,804:28
2.	Steve Mason	232	96	99	0	27	6,553	634	2.90	5,919	.903	19	13,137:21
3.	Joonas Korpisalo	210	87	78	0	24	6,079	589	3.06	5,491	.903	3	11,555:43
4.	Marc Denis	266	84	146	24	1	8,016	765	3.01	7,251	.905	12	15,258:43
5.	Elvis Merzlikins *	191	68	79	0	30	5,819	558	3.20	5,261	.904	10	10,450:56

*Active



STREAKS

LONGEST WINNING STREAK

1.	11/29/16-1/3/17	16
2.	3/4-3/22/18	10
3.	3/18-4/4/15	9
4.	1/6-1/23/14	8
5.	12/1-12/16/14	7

LONGEST POINT STREAK

1.	11/25/16-1/3/17 (17-0-1)	18
2.	3/18-4/11/15 (12-0-1)	13
3.	12/9/19-1/3/20 (8-0-4)	12
	2/26-3/22/13 (8-0-4)	12
5.	3/4-3/22/18 (10-0-0)	10

LONGEST WINLESS STREAK

1.	11/4-11/19/23 (0-7-2)	9
	4/8-4/25/21 (0-7-2)	9
	10/24-11/11/14 (0-8-1)	9
	12/10-12/26/09 (0-7-2)	9
	12/4-12/23/03 (0-6-1-2)	9
6.	2/8-2/22/20 (0-3-5)	8
	10/9-10/22/15 (0-8-0)	8
	10/7-10/22/11 (0-7-1)	8
	11/10-11/24/06 (0-7-1)	8
	3/3-3/18/04 (0-8-0-0)	8
	11/17-12/3/00 (0-8-0-0)	8

LONGEST LOSING STREAK

1.	10/9-10/22/15	8
	3/3-3/18/04	8
	11/17-12/3/00	8
4.	12/13-12/29/22	7
	11/11-11/25/05	7

LONGEST SHUTOUT STREAK

Overall	199:19	12/23/08-1/2/09
Home	193:41	2/19-3/10/17
Road	166:06	12/1-1/9/06

LONGEST SCORELESS STREAK

Overall	219:46	12/1-12/10/01
Home	178:48	3/15-3/27/11
Road	207:07	3/26-4/5/01

MOST CONSECUTIVE OVERTIME GAMES

Overall	6	12/9-12/20/14 (2OTW, 3SOW, 1OTL)
Home	4	11/27-12/12/15 (1OTW, 2OTL, 1SOL)
	4	12/9-12/20/14 (1OTW, 2SOW, 1OTL)
	4	2/26-3/7/13 (2OTW, 1SOW, 1OTL)
Road	4	3/24-4/8/09 (1SOW, 1OTL, 2SOL)

LONGEST HOME WINNING STREAK

1.	2/24-3/22/18	8
	11/29/16-1/3/17	8
3.	10/21-11/18/16	7
4.	1/14-2/7/20-20	6
	3/24-4/10/15	6
	12/26/07-1/15/08	6

LONGEST HOME POINT STREAK

1.	2/11-3/31/13 (9-0-3)	12
2.	2/24-3/22/18 (8-0-0)	8
	11/29/16-1/3/17 (8-0-0)	8
	10/21-11/21/16 (7-0-1)	8
5.	11/15-12/30/21 (5-0-1)	6
	1/14-2/7/20 (6-0-0)	6
	3/24-4/10/15 (6-0-0)	6
	1/30-3/13/14 (5-0-1)	6
	12/26/07-1/15/08 (6-0-0)	6
	1/20-2/12/03 (4-0-2-0)	6
	11/13-11/27/01 (4-0-1-1)	6
	1/15-2/10/01 (4-0-1-1)	6

LONGEST HOME WINLESS STREAK

1.	12/4-12/31/03 (0-6-1-1)	8
	10/4-11/9/01 (0-6-2-0)	8
3.	1/29-3/7/08 (0-4-3)	7
	1/26-2/28/02 (0-4-1-2)	7
5.	10/9-11/10/15 (0-6-0)	6
	3/9-3/27/11 (0-4-2)	6

LONGEST HOME LOSING STREAK

1.	10/9-11/10/15	6
	10/12-11/9/01	6
3.	2/24-3/7/15	5
	11/11-11/25/05	5
	12/19-12/31/03	5
	11/17-12/2/00	5

MOST CONSECUTIVE GAMES WITHOUT BEING SHUT OUT

Overall	51	4/8/09-1/12/10
Home	45	3/20/07-3/26/08
Road	45	1/9/09-1/12/10

MOST CONSECUTIVE GAMES SCORING A POWER PLAY GOAL

Overall	8	10/10-10/27/02 (10 goals)
Home	14	11/22/06-1/27/07 (22 goals)
Road	6	1/12-2/9/19 (6 goals)

MOST CONSECUTIVE GAMES ALLOWING A POWER PLAY GOAL

Overall	10	2/18-3/9/07 (16 goals)
Home	9	12/21-1/15/24 (12 goals allowed)
		2/18-4/1/07 (14 goals allowed)
Road	9	4x, most recent, 3/5-4/9/24 (11 goals)

LONGEST ROAD WINNING STREAK

1.	12/1-12/31/16	8
	3/6-3/28/15	8
3.	3/4-3/29/18	6
	1/19-2/18/11	6
5.	1/20-2/12/22	5
	3/24-4/6/19	5
	11/4-11/24/10	5

LONGEST ROAD POINT STREAK

1.	11/20-12/31/16 (10-0-1)	11
2.	3/6-4/11/15 (9-0-1)	10
3.	12/9/19-1/7/20 (6-0-3)	9
4.	1/15-2/18/11 (6-0-2)	8
5.	3/4-3/31/18 (6-0-1)	7
	3/7-4/8/09 (4-0-3)	7

LONGEST ROAD WINLESS STREAK

1.	10/9-12/20/03 (0-11-1-2)	14
2.	11/21-1/5/10 (0-9-4)	13
3.	3/5-4/13/24 (0-10-1)	11
	1/10-2/23/04 (0-8-3-0)	11
5.	12/6/22-1/10/23 (0-10-0)	10
	12/15-1/30/02 (0-9-1-0)	10
	4/1-5/1/21 (0-8-2)	10

LONGEST ROAD LOSING STREAK

1.	12/6/22-1/10/23	10
2.	10/12-11/20/05	9
3.	3/22-4/13/24	8
	4/1-4/22/21	8
	2/18-3/24/03	8

MOST CONSECUTIVE GAMES SCORING A SHORTHANDED GOAL

Overall	3	11/7/02-11/12/02 (3 goals)
Home	3	2x, most recent, 3/9-3/15/19 (3 goals)
Road	3	12/26/02-1/3/03 (3 goals)

MOST CONSECUTIVE GAMES ALLOWING A SHORTHANDED GOAL

Overall	4	1/7-1/14/11 (4 goals)
Home	2	4x, most recent, 1/11-1/14/11 (2 goals)
Road	2	10x, most recent, 10/21-10/26/19 (2 goals)



TEAM RECORDS

BEST RECORD (BY POINTS) AT EACH GAME

GAME	MOST PTS	#TIMES	LAST TIME	RECORD
1.	2	9x	2021-22	1-0-0
2.	4	3x	2021-22	2-0-0
3.	5	1x	2006-07	2-0-1
4.	6	6x	2021-22	3-1-0
5.	8	2x	2017-18	4-1-0
6.	10	2x	2017-18	5-1-0
7.	10	2x	2017-18	5-2-0
8.	10	4x	2021-22	5-3-0
9.	12	4x	2021-22	6-3-0
10.	14	2x	2021-22	7-3-0
11.	15	1x	2007-08	7-3-1
12.	16	3x	2017-18	8-4-0
13.	18	2x	2017-18	9-4-0
14.	19	1x	2017-18	9-4-1
15.	20	1x	2016-17	9-4-2
16.	22	1x	2016-17	10-4-2
17.	23	1x	2016-17	10-4-3
18.	24	2x	2021-22	12-6-0
19.	26	1x	2010-11	13-6-0
20.	28	1x	2010-11	14-6-0
21.	28	2x	2016-17	12-5-4
22.	30	1x	2016-17	13-5-4
23.	32	1x	2016-17	14-5-4
24.	34	1x	2016-17	15-5-4
25.	36	1x	2016-17	16-5-4
26.	38	1x	2016-17	17-5-4
27.	40	1x	2016-17	18-5-4
28.	42	1x	2016-17	19-5-4
29.	44	1x	2016-17	20-5-4
30.	46	1x	2016-17	21-5-4
31.	48	1x	2016-17	22-5-4
32.	50	1x	2016-17	23-5-4
33.	52	1x	2016-17	24-5-4
34.	54	1x	2016-17	25-5-4
35.	56	1x	2016-17	26-5-4
36.	58	1x	2016-17	27-5-4
37.	58	1x	2016-17	27-6-4
38.	58	1x	2016-17	27-7-4
39.	60	1x	2016-17	28-7-4
40.	60	1x	2016-17	28-8-4
41.	62	1x	2016-17	29-8-4

GAME	MOST PTS	#TIMES	LAST TIME	RECORD
42.	62	1x	2016-17	29-9-4
43.	64	1x	2016-17	30-9-4
44.	64	1x	2016-17	30-10-4
45.	66	1x	2016-17	31-10-4
46.	68	1x	2016-17	32-10-4
47.	68	1x	2016-17	32-11-4
48.	68	1x	2016-17	32-12-4
49.	70	1x	2016-17	33-12-4
50.	71	1x	2016-17	33-12-5
51.	71	1x	2016-17	33-13-5
52.	73	1x	2016-17	34-13-5
53.	73	1x	2016-17	34-14-5
54.	75	1x	2016-17	35-14-5
55.	75	1x	2016-17	35-15-5
56.	77	1x	2016-17	36-15-5
57.	79	1x	2016-17	37-15-5
58.	79	1x	2016-17	37-16-5
59.	81	1x	2016-17	38-16-5
60.	83	1x	2016-17	39-16-5
61.	84	1x	2016-17	39-16-6
62.	86	1x	2016-17	40-16-6
63.	86	1x	2016-17	40-17-6
64.	88	1x	2016-17	41-17-6
65.	90	1x	2016-17	42-17-6
66.	92	1x	2016-17	43-17-6
67.	92	1x	2016-17	43-18-6
68.	94	1x	2016-17	44-18-6
69.	96	1x	2016-17	45-18-6
70.	98	1x	2016-17	46-18-6
71.	100	1x	2016-17	47-18-6
72.	100	1x	2016-17	47-19-6
73.	101	1x	2016-17	47-19-7
74.	103	1x	2016-17	48-19-7
75.	105	1x	2016-17	49-19-7
76.	106	1x	2016-17	49-19-8
77.	106	1x	2016-17	49-20-8
78.	106	1x	2016-17	49-21-8
79.	106	1x	2016-17	49-22-8
80.	106	1x	2016-17	49-23-8
81.	106	1x	2016-17	49-24-8
82.	108	1x	2016-17	50-24-8



RECORD BOOK



BEST HOME RECORD (BY POINTS) AT EACH GAME

GAME	MOST PTS	# TIMES	LAST TIME	RECORD
1.	2	8x	2021-22	1-0-0
2.	4	6x	2021-22	2-0-0
3.	6	3x	2021-22	3-0-0
4.	6	3x	2021-22	3-1-0
5.	8	1x	2021-22	4-1-0
6.	10	1x	2021-22	5-1-0
7.	11	1x	2007-08	5-1-1
8.	12	1x	2016-17	6-2-0
9.	14	1x	2016-17	7-2-0
10.	15	1x	2016-17	7-2-1
11.	16	1x	2021-22	8-3-0
12.	18	1x	2021-22	9-3-0
13.	19	2x	2021-22	9-3-1
14.	21	2x	2021-22	10-3-1
15.	23	1x	2016-17	11-3-1
16.	25	1x	2016-17	12-3-1
17.	27	1x	2016-17	13-3-1
18.	29	1x	2016-17	14-3-1
19.	31	1x	2016-17	15-3-1
20.	31	1x	2016-17	15-4-1
21.	33	1x	2016-17	16-4-1

GAME	MOST PTS	# TIMES	LAST TIME	RECORD
22.	35	1x	2016-17	17-4-1
23.	35	1x	2016-17	17-5-1
24.	37	1x	2016-17	18-5-1
25.	37	1x	2016-17	18-6-1
26.	37	1x	2016-17	18-7-1
27.	39	1x	2016-17	19-7-1
28.	39	1x	2016-17	19-8-1
29.	41	1x	2016-17	20-8-1
30.	43	1x	2016-17	21-8-1
31.	43	1x	2016-17	21-9-1
32.	45	1x	2016-17	22-9-1
33.	47	1x	2016-17	23-9-1
34.	49	1x	2016-17	24-9-1
35.	51	1x	2016-17	25-9-1
36.	53	1x	2016-17	26-9-1
37.	53	1x	2016-17	26-10-1
38.	55	1x	2016-17	27-10-1
39.	57	1x	2016-17	28-10-1
40.	57	1x	2016-17	28-11-1
41.	57	1x	2016-17	28-12-1

BEST ROAD RECORD (BY POINTS) AT EACH GAME

GAME	MOST PTS	# TIMES	LAST TIME	RECORD
1.	2	11x	2023-24	1-0-0
2.	4	3x	2018-19	2-0-0
3.	6	1x	2010-11	3-0-0
4.	6	3x	2018-19	3-1-0
5.	8	2x	2018-19	4-1-0
6.	10	1x	2010-11	5-1-0
7.	12	1x	2010-11	6-1-0
8.	14	1x	2010-11	7-1-0
9.	16	1x	2010-11	8-1-0
10.	16	1x	2010-11	8-2-0
11.	16	1x	2010-11	8-3-0
12.	17	1x	2016-17	7-2-3
13.	19	1x	2016-17	8-2-3
14.	21	1x	2016-17	9-2-3
15.	23	1x	2016-17	10-2-3
16.	25	1x	2016-17	11-2-3
17.	27	1x	2016-17	12-2-3
18.	27	1x	2016-17	12-3-3
19.	27	1x	2016-17	12-4-3
20.	29	1x	2016-17	13-4-3
21.	29	1x	2016-17	13-5-3

GAME	MOST PTS	# TIMES	LAST TIME	RECORD
22.	31	1x	2016-17	14-5-3
23.	31	1x	2016-17	14-6-3
24.	31	1x	2016-17	14-7-3
25.	33	1x	2016-17	15-7-3
26.	34	1x	2016-17	15-7-4
27.	36	1x	2016-17	16-7-4
28.	38	1x	2016-17	17-7-4
29.	39	1x	2016-17	17-7-5
30.	39	2x	2018-19	19-10-1
31.	41	2x	2018-19	20-10-1
32.	41	2x	2018-19	21-10-1
33.	43	1x	2016-17	19-9-5
34.	45	1x	2016-17	20-9-5
35.	47	1x	2016-17	21-9-5
36.	48	1x	2016-17	21-9-6
37.	49	1x	2016-17	21-9-7
38.	49	1x	2016-17	21-10-7
39.	49	1x	2016-17	21-11-7
40.	50	1x	2018-19	24-14-2
41.	52	1x	2018-19	25-14-2

ATTENDANCE AT NATIONWIDE ARENA

LARGEST ATTENDANCE (NO. OF GAMES OVER 19,000 - 23)

DATE	ATTN.	OPPONENT	SCORE
3/5/22	19,434	vs. Boston	4-5 SOL
1/21/13	19,206	vs. Detroit	3-4 SOL
2/17/17	19,188	vs. Pittsburgh	2-1 OTW
4/9/16	19,177	vs. Chicago	5-4 OTW
3/12/09	19,167	vs. Pittsburgh	4-3 SOW
4/5/18	19,157	vs. Pittsburgh	4-5 OTL
3/9/19	19,146	vs. Pittsburgh	4-1 W
2/11/17	19,143	vs. Detroit	2-1 W
12/4/10	19,143	vs. Pittsburgh	2-7 L
10/30/09	19,136	vs. Pittsburgh	3-4 SOL

MOST SELLOUTS VS. TEAMS

NUMBER	OPPONENT	M.R. DATE	SCORE
25	Detroit	2/7/20	2-0 W
22	Pittsburgh	3/30/24	4-3 SOW
16	Chicago	11/22/23	7-3 W
11	St. Louis	3/19/22	5-4 W
11	Minnesota	1/6/24	3-4 OTL
11	NY Rangers	2/25/24	4-2 W
10	New Jersey	1/19/24	1-4 L
9	Colorado	2/8/20	1-2 L
9	Edmonton	4/24/22	5-2 W
9	Nashville	4/27/13	3-1 W
9	Boston	1/2/24	1-4 L
7	Calgary	10/4/13	3-4 L
7	San Jose	1/4/20	2-3 L

SITE OF HOME GAMES NOT AT NATIONWIDE ARENA

DATE	ARENA	LOCATION	OPPONENT	SCORE	ATTN.	ADDITIONAL INFO
10/8/10	Ericsson Globe Arena	Stockholm, Sweden	San Jose	2-3 L	11,324	2010 Compuware NHL Premiere
11/5/22	Nokia Arena	Tampere, Finland	Colorado	1-5 L	12,897	2022 Global Series



TEAM RECORDS

LARGEST MARGIN OF VICTORY/DEFEAT

LARGEST MARGIN OF VICTORY

DATE	MARGIN	OPPONENT	SCORE	CBJ/OPP GOALTENDERS
11/4/16	10	vs. Montreal	10-0	Bobrovsky/Montoya
2/25/17	7	vs. NY Islanders	7-0	Korpisalo/Greiss, Berube
11/10/10	7	vs. St. Louis	8-1	Mason/Conklin, Halak
1/13/22	6	at Carolina	6-0	Merzlikins/Andersen, LaFontaine
10/14/21	6	vs. Arizona	8-2	Merzlikins/Hutton
12/22/16	6	vs. Pittsburgh	7-1	Bobrovsky/Murray, Fleury
2/6/15	6	vs. St. Louis	7-1	McElhinney/Elliott, Allen
11/25/13	6	at Toronto	6-0	Bobrovsky/Reimer, Bernier
3/7/09	6	at Detroit	8-2	Mason/Conklin, Osgood

LARGEST MARGIN OF DEFEAT

DATE	MARGIN	OPPONENT	SCORE	CBJ/OPP GOALTENDERS
11/11/09	8	vs. Detroit	1-9	Mason, Garon/Howard
3/30/02	8	at San Jose	2-10	Denis, Tugnut/Kiprusoff
2/4/02	8	vs. Boston	0-8	Denis/Graham
4/6/23	7	at New Jersey	1-8	Hutchinson, Gillies/Vanecek
4/1/23	7	vs. Florida	0-7	Hutchinson/Lyon
1/15/22	7	at Florida	2-9	Merzlikins, Korpisalo/Bobrovsky
11/19/13	7	at Edmonton	0-7	McElhinney, Bobrovsky/Dubnyk
11/5/11	7	at Philadelphia	2-9	Mason, York/Bryzgalov
1/22/04	7	at Chicago	0-7	Brathwaite/Anderson

SHOTS & SHOT DIFFERENCES IN VICTORY/DEFEAT

LARGEST SHOT DIFFERENCE FOR IN WIN

DATE	SHOT DIFF.	OPPONENT	SCORE
2/7/20	28 (44-16)	vs. Detroit	2-0 W
4/27/13	27 (47-20)	vs. Nashville	3-1 W
10/21/23	26 (54-28)	at Minnesota	5-4 OTW
10/7/19	26 (44-18)	vs. Buffalo	4-3 OTW
12/3/16	26 (60-34)	at Arizona	3-2 SOW

LARGEST SHOT DIFFERENCE FOR IN LOSS

DATE	SHOT DIFF.	OPPONENT	SCORE
4/3/12	32 (54-22)	at Phoenix	0-2 L
2/16/20	29 (55-26)	at New Jersey	3-4 SOL
2/14/18	29 (57-28)	at Toronto	3-6 L
12/5/19	28 (47-19)	vs. NY Rangers	2-3 L
3/18/14	27 (47-20)	vs. Carolina	1-3 L
11/1/08	27 (51-24)	vs. Chicago	3-4 SOL

LARGEST SHOT DIFFERENCE AGAINST IN WIN

DATE	SHOT DIFF.	OPPONENT	SCORE
12/4/14	-35 (20-55)	at Florida	4-3 SOW
3/16/08	-29 (17-46)	vs. Detroit	4-3 W
1/14/06	-29 (23-52)	at Florida	5-4 OTW
11/20/22	-27 (23-50)	vs. Florida	5-3 W
3/18/15	-27 (20-47)	at Edmonton	4-3 SOW

LARGEST SHOT DIFFERENCE AGAINST IN LOSS

DATE	SHOT DIFF.	OPPONENT	SCORE
1/26/22	-39 (23-62)	vs. Calgary	0-6 L
10/30/22	-32 (21-53)	at New Jersey	1-7 L
2/25/22	-31 (19-50)	at Carolina	0-4 L
1/1/22	-31 (18-49)	vs. Carolina	4-7 L
3/26/16	-29 (19-48)	at Nashville	1-5 L

MOST SHOTS IN WIN

DATE	SHOTS	OPPONENT	SCORE
12/3/16	60	at Arizona	3-2 SOW
3/22/16	53	vs. Philadelphia	3-2 SOW
10/21/23	54	at Minnesota	5-4 OTW
10/28/05	53	vs. Minnesota	2-1 SOW
2/13/18	51	at NY Islanders	4-1 W

MOST SHOTS IN LOSS

DATE	SHOTS	OPPONENT	SCORE
2/14/18	57	at Toronto	3-6 L
2/16/20	55	at New Jersey	3-4 SOL
4/3/12	54	at Phoenix	0-2 L
11/1/08	51	vs. Chicago	3-4 SOL
2/3/18	49	at NY Islanders	3-4 L
11/29/11	48	at Vancouver	1-4 L

MOST SHOTS ALLOWED IN WIN

DATE	SHOTS	OPPONENT	SCORE
12/4/14	55	at Florida	4-3 SOW
4/11/15	52	at NY Islanders	5-4 SOW
1/14/06	52	at Florida	5-4 OTW
11/19/10	50	at Anaheim	4-3 W
4/5/22	49	at Philadelphia	4-2 W

MOST SHOTS ALLOWED IN LOSS

DATE	SHOTS	OPPONENT	SCORE
1/26/22	62	vs. Calgary	0-6 L
1/15/22	51	at Florida	2-9 L
11/12/02	51	at Colorado	4-5 L
4/29/22	50	at Pittsburgh	3-5 L
2/25/22	50	at Carolina	0-4 L
2/14/04	50	vs. San Jose	1-2 OTL

FEWEST SHOTS IN WIN

DATE	SHOTS	OPPONENT	SCORE
3/2/02	13	at Los Angeles	2-0 W
10/27/15	14	at New Jersey	3-1 W
10/27/06	14	vs. Los Angeles	2-0 W
1/8/06	15	at Phoenix	5-2 W
1/2/04	15	at Tampa Bay	2-0 W

FEWEST SHOTS IN LOSS

DATE	SHOTS	OPPONENT	SCORE
4/1/03	10	at Philadelphia	0-4 L
3/8/10	11	at Los Angeles	0-6 L
1/3/02	11	at St. Louis	2-4 L
3/22/08	12	vs. Detroit	1-4 L
2/15/13	13	at Los Angeles	1-2 L
3/20/11	13	vs. New Jersey	0-3 L

FEWEST SHOTS ALLOWED IN WIN

DATE	SHOTS	OPPONENT	SCORE
11/7/03	14	vs. Atlanta	4-2 W
11/22/08	15	at Atlanta	2-0 W
2/7/20	16	vs. Detroit	2-0 W
12/12/07	16	vs. Colorado	4-1 W
12/18/16	17 (5x)	at Vancouver	4-3 OTW

FEWEST SHOTS ALLOWED IN LOSS

DATE	SHOTS	OPPONENT	SCORE
2/21/09	13	vs. Anaheim	2-5 L
2/10/13	14	vs. Edmonton	1-3 L
1/19/08	14	at Dallas	1-3 L
1/10/01	14	vs. Colorado	2-4 L
2/18/20	15	at Philadelphia	1-5 L



MOST GOALS OVER STRETCH (Not Including Shootout)

2-GAME STRETCH

1.	2/17-2/20/22	14
2.	11/1-11/4/16	13
3.	12/16-12/19/23	12
	3/21-24/23	12
	3/27-3/29/18	12
	2/25-2/26/17	12
	4/5-4/7/12	12
	1/11-1/13/03	12
9.	14x, MR: 3/2-3/4/24	11

5-GAME STRETCH

1.	2/15-2/24/22	26
2.	12/8-12/19/23	25
	3/27-4/5/18	25
4.	2/17-2/25/22	24
	1/27-2/10/22	24
	3/24-3/31/19	24
	11/4-11/12/16	24
8.	11/26-12/6/18	23
	3/19-3/28/15	23
	2/25-3/9/01	23

8-GAME STRETCH

1.	2/8-2/24/22	37
	1/30-2/20/22	37
3.	3/19-4/3/18	36
4.	1/31-2/22/22	35
	1/27-2/17/22	35
	3/20-4/5/18	35
7.	6x, MR: 3/15-3/29/18	34

3-GAME STRETCH

1.	12/14-12/19/23	18
	2/17-2/22/22	18
3.	2/20-2/24/22	17
	10/28-11/4/16	17
5.	2/15-2/20/22	16
	3/27-3/31/18	16
7.	10x, MR: 1/30-2/8/22	15

6-GAME STRETCH

1.	12/7-12/19/23	28
	2/12-2/22/22	28
3.	12/8-12/21/23	27
	2/8-2/22/20/22	27
	3/27-4/7/18	27
	3/19-3/29/18	27
	11/1-11/12/16	27
	1/11-1/23/14	27
9.	16x, MR: 2/17-2/27/22	26

9-GAME STRETCH

1.	1/27-2/20/22	42
2.	1/31-2/24/22	41
	1/30-2/22/22	41
4.	3/19-4/5/18	40
5.	3/12-3/29/18	39
6.	11/15-12/1/18	38
	3/17-4/3/18	38
	3/15-3/31/18	38
	3/6-3/22/18	38
	3/4-3/20/18	38

4-GAME STRETCH

1.	2/17-2/24/22	24
2.	3/27-4/3/18	21
3.	12/14-12/21/23	20
	12/10-12/19/23	20
	2/15-2/22/22	20
	1/27-2/8/22	20
	3/24-3/30/19	20
8.	6x, MR: 11/10-11/17/22	19

7-GAME STRETCH

1.	2/10-2/24/22	32
2.	12/5-19/23	31
	2/8-2/22/22	31
	1/31-2/20/22	31
	3/20-4/3/18	31
	3/19-3/31/18	31
	10/28-11/12/16	31
8.	10x, MR: 12/14-12/29/23	30

10-GAME STRETCH

1.	1/30-2/24/22	47
2.	1/27-2/22/22	46
3.	3/15-4/3/18	43
	3/12-3/31/18	43
5.	1/26-2/20/22	42
	11/15-12/6/18	42
	3/19-4/7/18	42
	3/17-4/5/18	42
	3/9-3/29/18	42
	3/8-3/27/18	42
	3/4-3/22/18	42
	3/19-4/8/15	42

BEST HOMESTAND/ROAD TRIPS

3-GAME HOMESTAND

1.	1/14-1/18/20 (3-0-0)	6
	11/15-11/21/19 (3-0-0)	6
	11/12-11/18/16 (3-0-0)	6
	3/31-4/4/15 (3-0-0)	6
	2/7-13/09 (3-0-0)	6
	1/11-15/08 (3-0-0)	6
	1/19-27/07 (3-0-0)	6
	1/24-28/06 (3-0-0)	6
	10/11-16/03 (3-0-0)	6
10.	3X, 1/16-21/04 (2-0-0-1)	5

3-GAME ROAD TRIP

1.	2/5-2/9/19 (3-0-0)	6
	12/22-12/28/18 (3-0-0)	6
	12/13-12/18/16 (3-0-0)	6
	3/18-3/21/15 (3-0-0)	6
	11/17-11/20/10 (3-0-0)	6
6.	3/27-3/31/18 (2-0-1)	5
7.	12x, 1/13-1/20/22 (2-1-0)	4

3-GAME CALIFORNIA ROAD TRIP

1.	11/17-11/20/10 (3-0-0)	6
2.	2/17-2/21/24 (2-1-0)	4
	1/6-1/9/20 (2-1-0)	4
	11/3-11/6/15 (2-1-0)	4
	4/17-4/21/13 (2-1-0)	4
	1/8-1/11/04 (1-0-0-2)	4
7.	11/1-11/4/18 (1-1-1)	3
	10/25-10/28/16 (1-1-1)	3
	2/3-2/7/14 (1-1-1)	3

4-GAME HOMESTAND

1.	3/6-3/12/18 (4-0-0)	8
	12/20-12/29/16 (4-0-0)	8
	3/3-3/9/13 (4-0-0)	8
4.	1/23-1/29/21 (2-0-2)	6
	10/20-10/27/13 (3-1-0)	6
	3/11-3/19/10 (3-1-0)	6
	11/07-11/16/09 (3-1-0)	6
	11/5-11/12/08 (3-1-0)	6
	1/25-1/2/5/03 (2-0-0-2)	6
	11/5-11/14/00 (3-1-0-0)	6

4-GAME ROAD TRIP

1.	1/6-1/11/20 (3-1-0)	6
	1/26-2/5/16 (3-1-0)	6
	1/15-1/22/11 (2-0-2)	6
	1/8-1/13/03 (3-1-0-0)	6
5.	10/22-10/28/16 (2-1-1)	5
6.	2/13-2/21/24 (2-2-0)	4
	12/7-12/14/19 (1-1-2)	4
	10/22-10/30/15 (2-2-0)	4
	1/3-1/9/15 (2-2-0)	4
	12/31-1/6/14 (2-2-0)	4
	11/29-12/6/11 (2-2-0)	4
	3/1-3/10/01 (2-2-0-0)	4

3-GAME WESTERN CANADA ROAD TRIP

1.	12/13-12/18/16 (3-0-0)	6
	3/18-3/21/15 (3-0-0)	6
3.	3/27-3/31/18 (2-0-1)	5
4.	2/2-2/5/16 (2-1-0)	4
	1/5-1/8/10 (2-1-0)	4
	2/1-2/6/06 (2-1-0)	4
	1/10-1/13/03 (2-1-0)	4

5-GAME HOMESTAND

1.	3/12-3/22/13 (3-0-2)	8
2.	12/18-12/31/14 (3-1-1)	7
	3/7-3/18/08 (3-1-1)	7
4.	2/9-2/19/16 (2-1-2)	6
	12/3-12/12/07 (2-1-2)	6
	10/21-10/28/05 (3-2-0)	6
	11/21-11/29/01 (2-1-1-1)	6

5-GAME ROAD TRIP

1.	2/8-2/17/22 (4-1-0)	8
2.	11/17-11/25/13 (3-2-0)	6
	2/15-2/23/08 (3-2-0)	6
	1/17-1/24/08 (3-2-0)	6
	11/28-12/9/06 (3-2-0)	6
6.	1/23-1/30/24 (2-2-1)	5
	1/22-2/3/17 (2-2-1)	5
	2/14-2/22/15 (2-2-1)	5

6-GAME HOMESTAND

1.	2/4-3/2/10 (3-1-2)	8
2.	12/8-12/20/18 (3-2-1)	7
3.	1/31-2/13/13 (2-3-1)	5
4.	2/6-2/18/07 (2-4-0)	4

7-GAME HOMESTAND

1.	2/9-2/25/17 (4-3-0)	8
2.	11/5-11/28/22 (3-3-1)	7

6-GAME ROAD TRIP

1.	4/13-4/25/13 (5-1-0)	10
2.	12/29/08-1/9/09 (4-2-0)	8
3.	3/27-4/4/21 (1-5-0)	2
4.	4/15-4/25/21 (0-5-1)	1



TEAM RECORDS

SEASON OPENERS

OVERALL (9-12-1-1)

YEAR	DATE	OPPONENT	SCORE
2000	10/7	vs. Chicago	L, 3-5
2001	10/4	vs. St. Louis	T, 3-3
2002	10/10	vs. Chicago	W, 2-1
2003	10/9	at Atlanta	L, 1-2
2005	10/5	at Washington	L, 2-3
2006	10/6	vs. Vancouver	OTL, 2-3
2007	10/5	vs. Anaheim	W, 4-0
2008	10/10	at Dallas	OTW, 5-4
2009	10/3	vs. Minnesota	W, 2-1
2010	10/8	vs. San Jose	L, 2-3
2011	10/7	vs. Nashville	L, 2-3
2012	1/19	at Nashville	SOW, 3-2
2013	10/4	vs. Calgary	L, 3-4
2014	10/9	at Buffalo	W, 3-1
2015	10/9	vs. NY Rangers	L, 2-4
2016	10/13	vs. Boston	L, 3-6
2017	10/6	vs. NY Islanders	W, 5-0
2018	10/4	at Detroit	OTW, 3-2
2019	10/4	vs. Toronto	L, 1-4
2020	1/14	at Nashville	L, 3-1
2021	10/14	vs. Arizona	W, 8-2
2022	10/12	at Carolina	L, 1-4
2023	10/12	vs. Philadelphia	L, 2-4

HOME (8-11-1-3)

YEAR	DATE	OPPONENT	SCORE
2000	10/7	vs. Chicago	L, 3-5
2001	10/4	vs. St. Louis	T, 3-3
2002	10/10	vs. Chicago	W, 2-1
2003	10/11	vs. NY Rangers	W, 5-0
2005	10/7	vs. Calgary	L, 1-3
2006	10/6	vs. Vancouver	OTL, 2-3
2007	10/5	vs. Anaheim	W, 4-0
2008	10/17	vs. Nashville	W, 5-3
2009	10/3	vs. Minnesota	W, 2-1
2010	10/8	vs. San Jose	L, 2-3
2011	10/7	vs. Nashville	L, 2-3
2012	1/21	vs. Detroit	SOL, 3-4
2013	10/4	vs. Calgary	L, 3-4
2014	10/11	vs. NY Rangers	W, 5-2
2015	10/9	vs. NY Rangers	L, 2-4
2016	10/13	vs. Boston	L, 3-6
2017	10/6	vs. NY Islanders	W, 5-0
2018	10/5	vs. Carolina	L, 1-3
2019	10/4	vs. Toronto	L, 1-4
2020	1/21	vs. Tampa Bay	OTL, 3-2
2021	10/14	vs. Arizona	W, 8-2
2022	10/14	vs. Tampa Bay	L, 2-5
2023	10/12	vs. Philadelphia	L, 2-4

ROAD (11-11-1-0)

YEAR	DATE	OPPONENT	SCORE
2000	10/12	at Calgary	W, 3-2
2001	10/6	at Philadelphia	T, 3-3
2002	10/12	at New Jersey	L, 2-3
2003	10/9	at Atlanta	L, 1-2
2005	10/5	at Washington	L, 2-3
2006	10/7	at Chicago	W, 5-4
2007	10/6	at Minnesota	L, 2-3
2008	10/10	at Dallas	OTW, 5-4
2009	10/5	at Vancouver	W, 5-3
2010	10/9	at San Jose	OTW, 3-2
2011	10/8	at Minnesota	L, 2-4
2012	1/19	at Nashville	SOW, 3-2
2013	10/5	at NY Islanders	SOW, 3-2
2014	10/9	at Buffalo	W, 3-1
2015	10/10	at NY Rangers	L, 2-5
2016	10/22	at Dallas	W, 3-0
2017	10/7	at Chicago	L, 1-5
2018	10/4	at Detroit	OTW, 3-2
2019	10/5	at Pittsburgh	L, 2-7
2020	1/14	at Nashville	L, 3-1
2021	10/19	at Detroit	L, 1-4
2022	10/12	at Carolina	L, 1-4
2023	10/21	at Minnesota	OTW, 5-4

SEASON FINALES

OVERALL (13-9-0-1)

YEAR	DATE	OPPONENT	SCORE
2001	4/8	vs. Chicago	OTW, 4-3
2002	4/14	at Chicago	L, 0-2
2003	4/6	at Minnesota	L, 3-4
2004	4/3	at Detroit	W, 4-1
2006	4/18	vs. Dallas	OTW, 5-4
2007	4/7	vs. Anaheim	L, 3-4
2008	4/6	vs. St. Louis	L, 1-4
2009	4/11	vs. Minnesota	L, 3-6
2010	4/9	vs. Detroit	SOL, 0-1
2011	4/9	vs. Buffalo	L, 4-5
2012	4/7	vs. NY Islanders	W, 7-3
2013	4/27	vs. Nashville	W, 3-1
2014	4/12	at Florida	W, 3-2
2015	4/11	at NY Islanders	SOW, 5-4
2016	4/9	vs. Chicago	OTW, 5-4
2017	4/9	at Toronto	W, 3-2
2018	4/7	at Nashville	L, 2-4
2019	4/6	at Ottawa	W, 6-2
2020	3/8	at Vancouver	W, 2-1
2021	5/8	vs. Detroit	OTW, 5-4
2022	4/29	at Pittsburgh	L, 3-5
2023	4/14	vs. Buffalo	L, 2-5
2024	4/16	vs. Carolina	W, 6-3

HOME (12-8-1-2)

YEAR	DATE	OPPONENT	SCORE
2001	4/8	vs. Chicago	OTW, 4-3
2002	4/12	vs. Atlanta	OTW, 5-4
2003	4/4	vs. Detroit	T, 5-5
2004	4/2	vs. Colorado	L, 2-4
2006	4/18	vs. Dallas	OTW, 5-4
2007	4/7	vs. Anaheim	L, 3-4
2008	4/6	vs. St. Louis	L, 1-4
2009	4/11	vs. Minnesota	L, 3-6
2010	4/9	vs. Detroit	SOL, 0-1
2011	4/9	vs. Buffalo	L, 4-5
2012	4/7	vs. NY Islanders	W, 7-3
2013	4/27	vs. Nashville	W, 3-1
2014	4/8	vs. Phoenix	OTW, 4-3
2015	4/10	vs. Buffalo	W, 4-2
2016	4/9	vs. Chicago	OTW, 5-4
2017	4/6	vs. Winnipeg	L, 4-5
2018	4/5	vs. Pittsburgh	OTL, 4-5
2019	4/2	vs. Boston	L, 2-6
2020	3/1	vs. Vancouver	W, 5-3
2021	5/8	vs. Detroit	OTW, 5-4
2022	4/28	vs. Tampa Bay	W, 5-2
2023	4/14	vs. Buffalo	L, 2-5
2024	4/16	vs. Carolina	W, 6-3

ROAD (9-12-0-2)

YEAR	DATE	OPPONENT	SCORE
2001	4/6	at Minnesota	L, 2-3
2002	4/14	at Chicago	L, 0-2
2003	4/6	at Minnesota	L, 3-4
2004	4/3	at Detroit	W, 4-1
2006	4/16	at Chicago	L, 3-4
2007	4/3	at Detroit	L, 0-3
2008	4/5	at St. Louis	L, 0-3
2009	4/10	at St. Louis	L, 1-3
2010	4/7	at Detroit	L, 3-4
2011	4/8	at Nashville	L, 1-4
2012	4/5	at Colorado	W, 5-2
2013	4/25	at Dallas	W, 3-1
2014	4/12	at Florida	W, 3-2
2015	4/11	at NY Islanders	SOW, 5-4
2016	4/8	at Buffalo	W, 4-1
2017	4/9	at Toronto	W, 3-2
2018	4/7	at Nashville	L, 2-4
2019	4/6	at Ottawa	W, 6-2
2020	3/8	at Vancouver	W, 2-1
2021	5/1	at Carolina	OTL, 2-1
2022	4/29	at Pittsburgh	L, 3-5
2023	4/11	at Philadelphia	OTL, 3-4
2024	4/13	at Nashville	L, 4-6



HOLIDAY GAMES

COLUMBUS DAY (2-4-1-0)

YEAR	DATE	OPPONENT	SCORE
2000	10/9	vs. Los Angeles	L, 1-7
2001	10/8	vs. Philadelphia	T, 2-2
2002	10/14	vs. Phoenix	L, 2-4
2003	10/13	vs. Vancouver	W, 3-2
2006	10/9	vs. Phoenix	W, 5-1
2011	10/10	vs. Vancouver	L, 2-3
2015	10/12	at Buffalo	L, 2-4

HALLOWEEN (3-2-0-0)

YEAR	DATE	OPPONENT	SCORE
2000	10/31	vs. Los Angeles	W, 4-1
2007	10/31	at Los Angeles	W, 4-1
2014	10/31	vs. Toronto	L, 1-4
2015	10/31	vs. Winnipeg	L, 2-3
2021	10/31	at New Jersey	SOW, 4-3

THANKSGIVING (0-1-0-0)

YEAR	DATE	OPPONENT	SCORE
2009	11/26	at Ottawa	L, 1-2

BLACK FRIDAY (11-7-1-0)

YEAR	DATE	OPPONENT	SCORE
2000	11/24	at Dallas	L, 0-3
2001	11/23	vs. Chicago	T, 2-2
2002	11/29	at NY Islanders	W, 4-2
2005	11/25	vs. Colorado	L, 0-5
2006	11/24	at Philadelphia	L, 2-3
2007	11/23	at Minnesota	W, 4-0
2008	11/28	at Detroit	L, 3-5
2010	11/26	vs. Detroit	L, 1-2
2011	11/25	vs. Buffalo	W, 5-1
2013	11/29	vs. Edmonton	W, 4-2
2014	11/28	vs. Vancouver	L, 0-5
2015	11/27	vs. Pittsburgh	OTW, 2-1
2016	11/25	at Tampa Bay	W, 5-3
2017	11/24	vs. Ottawa	W, 5-2
2018	11/23	vs. Toronto	W, 4-2
2019	11/29	vs. Pittsburgh	W, 5-2
2021	11/26	vs. Vancouver	W, 4-2
2022	11/25	vs. NY Islanders	L, 2-3
2023	11/24	at New Jersey	W, 2-1

BOXING DAY (4-6-0-0)

YEAR	DATE	OPPONENT	SCORE
2000	12/26	at St. Louis	L, 0-5
2002	12/26	at Detroit	L, 2-4
2003	12/26	at Chicago	W, 4-1
2005	12/26	vs. Chicago	OTW, 4-3
2006	12/26	vs. Boston	OTW, 5-4
2007	12/26	vs. Atlanta	W, 2-0
2009	12/26	at Detroit	L, 1-2
2010	12/26	at Chicago	L, 1-4
2011	12/26	at Chicago	L, 1-4
2015	12/26	at Tampa Bay	L, 2-5

NEW YEAR'S EVE (11-6-0-1)

YEAR	DATE	OPPONENT	SCORE
2000	12/31	vs. New Jersey	L, 3-6
2001	12/31	vs. Anaheim	W, 3-1
2002	12/31	vs. Pittsburgh	W, 5-2
2003	12/31	vs. San Jose	L, 0-1
2005	12/31	at Detroit	L, 2-5
2006	12/31	vs. Chicago	W, 3-1
2007	12/31	vs. Edmonton	W, 4-2
2008	12/31	at Anaheim	W, 2-0
2009	12/31	vs. Nashville	OTL, 1-2
2010	12/31	vs. Ottawa	OTW, 4-3
2011	12/31	vs. Washington	L, 2-4
2013	12/31	at Colorado	L, 3-5
2014	12/31	vs. Minnesota	W, 3-1
2016	12/31	at Minnesota	W, 4-2
2017	12/31	vs. Tampa Bay	L, 0-5
2018	12/31	vs. Ottawa	W, 6-3
2019	12/31	vs. Florida	W, 4-1
2022	12/31	vs. Chicago	W, 4-1

MARTIN LUTHER KING JR. DAY (8-2-0-1)

YEAR	DATE	OPPONENT	SCORE
2001	1/15	vs. Minnesota	W, 3-0
2002	1/21	vs. Dallas	L, 3-5
2003	1/20	vs. Chicago	W, 5-1
2006	1/16	vs. NY Rangers	W, 4-3
2010	1/18	vs. St. Louis	W, 4-2
2013	1/21	vs. Detroit	SOL, 3-4
2015	1/19	at Minnesota	W, 3-1
2018	1/15	vs. New Jersey	W, 4-1
2021	1/18	at Detroit	W, 3-2
2023	1/16	vs. NY Rangers	L, 1-3
2024	1/15	vs. Vancouver	SOW, 4-3

GROUNDHOG DAY (3-8-1-0)

YEAR	DATE	OPPONENT	SCORE
2004	2/2	at Phoenix	T, 3-3
2006	2/2	at Edmonton	SOW, 2-1
2007	2/2	at Calgary	L, 2-6
2008	2/2	vs. Minnesota	L, 1-4
2010	2/2	at Colorado	L, 1-5
2013	2/2	vs. Detroit	W, 4-2
2016	2/2	at Edmonton	L, 1-5
2015	2/2	at NY Islanders	L, 3-6
2018	2/2	vs. San Jose	L, 1-3
2019	2/2	vs. St. Louis	L, 2-4
2020	2/2	at Montreal	W, 4-3
2021	2/2	vs. Dallas	L, 6-3

VALENTINE'S DAY (2-6-1-2)

YEAR	DATE	OPPONENT	SCORE
2001	2/14	at Toronto	T, 2-2
2004	2/14	vs. San Jose	OTL, 1-2
2007	2/14	vs. St. Louis	L, 2-4
2009	2/14	at Carolina	W, 5-1
2010	2/14	vs. Chicago	SOL, 4-5
2012	2/14	vs. St. Louis	W, 2-1
2015	2/14	at NY Islanders	L, 3-6
2018	2/14	at Toronto	L, 3-6
2019	2/14	vs. NY Islanders	L, 0-3
2020	2/14	vs. NY Rangers	L, 1-3
2023	2/14	vs. New Jersey	L, 2-3

PRESIDENTS' DAY (1-3-0-1)

YEAR	DATE	OPPONENT	SCORE
2004	2/16	vs. Nashville	W, 4-2
2009	2/16	vs. Dallas	SOL, 2-3
2013	2/18	at Anaheim	L, 2-3
2019	2/19	at Montreal	L, 2-3
2021	2/15	at Carolina	L, 7-3

ST. PATRICK'S DAY (1-10-1-0)

YEAR	DATE	OPPONENT	SCORE
2001	3/17	vs. NY Islanders	T, 3-3
2003	3/17	at Atlanta	L, 2-3
2006	3/17	vs. Vancouver	L, 2-3
2007	3/17	at Los Angeles	L, 3-5
2011	3/17	vs. Detroit	L, 0-2
2012	3/17	at Vancouver	L, 3-4
2016	3/17	vs. Detroit	L, 1-3
2018	3/17	vs. Ottawa	W, 2-1
2022	3/17	vs. Washington	L, 2-7
2023	3/17	at Anaheim	L, 4-7
2024	3/17	vs. Winnipeg	L, 1-6

APRIL FOOLS' DAY (3-6-0-2)

YEAR	DATE	OPPONENT	SCORE
2001	4/1	vs. St. Louis	W, 2-1
2002	4/1	at Dallas	L, 1-3
2003	4/1	at Philadelphia	L, 0-4
2006	4/1	vs. Chicago	W, 5-2
2007	4/1	vs. Detroit	L, 1-4
2010	4/1	at Detroit	L, 2-3
2011	4/1	vs. Chicago	SOL, 3-4
2014	4/1	vs. Colorado	OTL, 2-3
2021	4/1	at Tampa Bay	L, 3-2
2023	4/1	vs. Florida	L, 0-7
2024	4/1	vs. Colorado	W, 4-1



SINGLE GAME GOALS

MOST GOALS SCORED

Overall	10	11/4/16 vs. Montreal (10-0 W)
Home	10	11/4/16 vs. Montreal (10-0 W)
Road	9	12/19/23 at Buffalo (9-4 W)

MOST GOALS AGAINST

Overall	10	3/30/02 at San Jose (2-10 L)
Home	9	12/7/22 vs. Buffalo (4-9 L) 12/4/18 vs. Calgary (6-9 L) 11/11/09 vs Detroit (1-9 L)
Road	10	3/30/02 at San Jose (2-10 L)

MOST GOALS, BOTH TEAMS

Overall	15	12/14/18 vs. Calgary (6-9 L)
Home	15	12/14/18 vs. Calgary (6-9 L)
Road	13	12/19/23 at Buffalo (9-4 W) 3/21/23 at Washington (7-6 OTW) 1/22/17 at Ottawa (7-6 OTW) 1/13/03 at Edmonton (5-8 L) 3/9/01 at Florida (7-6 W)

SHOTS

MOST SHOTS

Overall	60	12/3/16 at Arizona (3-2 SOW)
Home	53	10/28/05 vs. Minnesota (2-1 SOW) 49 shots in regulation
	53	3/22/16 vs. Philadelphia (3-2 SOW) 45 shots in regulation
Road	60	12/3/16 at Arizona (3-2 SOW) 50 in regulation

MOST SHOTS AGAINST

Overall	62	1/26/22 vs. Calgary (0-6 L)
Home	62	1/26/22 vs. Calgary (0-6 L)
Road	55	12/4/14 at Florida (4-3 SOW) 51 in regulation

PENALTIES

MOST PENALTY MINUTES

Overall	70	2/21/03 at San Jose (0-6 L), 16 pen.
Home	68	1/11/06 vs. Pittsburgh (6-1 W), 21 pen.
Road	70	2/21/03 at San Jose (0-6 L), 16 pen.

MOST PENALTY MINUTES AGAINST

Overall	86	11/9/02 vs. NY Rangers (6-3 W), 17 pen.
Home	86	11/9/02 vs. NY Rangers (6-3 W), 17 pen.
Road	48	4/14/02 at Chicago (0-2 L), 8 pen.

MOST PENALTY MINUTES, BOTH TEAMS

Overall	152	1/11/06 vs. Pittsburgh (6-1 W), CBJ-68, PIT-84 11/9/02 vs. NY Rangers (6-3 W), CBJ-66, NYR-86
Home	152	1/11/06 vs. Pittsburgh (6-1 W), CBJ-68, PIT-84 11/9/02 vs. NY Rangers (6-3 W), CBJ-66, NYR-86
Road	108	2/21/03 at San Jose (0-6 L), CBJ-70, SJS-38

LARGEST MARGIN OF VICTORY

Overall	10	11/4/16 vs. Montreal (10-0 W)
Home	10	11/4/16 vs. Montreal (10-0 W)
Road	6	1/13/22 at Carolina (6-0 W) 11/25/13 at Toronto (6-0 W) 3/7/09 at Detroit (8-2 W)

LARGEST MARGIN OF DEFEAT

Overall	8	11/11/09 vs Detroit (1-9 L) 3/30/02 at San Jose (2-10 L) 2/4/02 vs. Boston (0-8 L)
Home	8	11/11/09 vs Detroit (1-9 L) 2/4/02 vs. Boston (0-8 L)
Road	8	3/30/02 at San Jose (2-10 L)

MOST SHOTS, BOTH TEAMS

Overall	94	12/3/16 at Arizona (3-2 SOW), CBJ-60, ARI-34
Home	92	1/7/18 vs. Florida (3-2 SOW), CBJ-48, FLA-44
Road	94	12/3/16 at Arizona (3-2 SOW), CBJ-60, ARI-34

FEWEST SHOTS

Overall	10	4/1/03 at Philadelphia (0-4 L)
Home	12	3/22/08 vs. Detroit (1-4 L)
Road	10	4/1/03 at Philadelphia (0-4 L)

MOST PENALTIES

Overall	21	1/11/06 vs. Pittsburgh (6-1 W), 68 PIM
Home	21	1/11/06 vs. Pittsburgh (6-1 W), 68 PIM
Road	16	2/21/03 at San Jose (0-6 L), 70 PIM

MOST PENALTIES AGAINST

Overall	21	1/11/06 vs. Pittsburgh (6-1 W), 84 PIM
Home	21	1/11/06 vs. Pittsburgh (6-1 W), 68 PIM
Road	15	10/21/06 at Pittsburgh (3-5 L), 41 PIM 2/23/03 at Vancouver (2-7), 47 PIM

MOST PENALTIES, BOTH TEAMS

Overall	42	1/11/06 vs. Pittsburgh (6-1 W), CBJ-21, PIT-21
Home	42	1/11/06 vs. Pittsburgh (6-1 W), CBJ-21, PIT-21
Road	33	2/6/06 at Vancouver (4-7 L), CBJ-19, VAN-14

MOST CONSECUTIVE GOALS

Overall	10	11/4/16 vs. Montreal (10-0 W)
Home	10	11/4/16 vs. Montreal (10-0 W)
Road	7	12/19/23 at Buffalo (9-4 W) 3/27/18 at Edmonton (7-3 W)

MOST CONSECUTIVE GOALS AGAINST

Overall	8	11/5/11 at Philadelphia (2-9 L) 2/4/02 vs. Boston (0-8 L)
Home	8	2/4/02 vs. Boston (0-8 L)
Road	8	11/5/11 at Philadelphia (2-9 L)

FEWEST SHOTS AGAINST

Overall	13	2/21/09 vs. Anaheim (2-5 L)
Home	13	2/21/09 vs. Anaheim (2-5 L)
Road	14	1/19/08 at Dallas (1-3 L)

FEWEST SHOTS, BOTH TEAMS

Overall	32	12/12/07 vs. Colorado (4-1 W), CBJ-16, COL-16
Home	32	12/12/07 vs. Colorado (4-1 W), CBJ-16, COL-16
Road	35	2/15/13 at Los Angeles (1-2 L), CBJ-13, LA-22

FEWEST PENALTY MINUTES

Overall	0 (19x)	12/19/22 vs. Dallas (1-2 L) – most recent
Home	0 (8x)	12/19/22 vs. Dallas (1-2 L) – most recent
Road	0 (11x)	2/16/20 at New Jersey (3-4 SOL) – most recent

FEWEST PENALTY MINUTES AGAINST

Overall	0 (16x)	12/4/21 at Washington (1-3 L) – most recent
Home	0 (8x)	10/16/21 vs. Seattle (2-1 OTW) – most recent
Road	0 (8x)	12/4/21 at Washington (1-3 L) – most recent

FEWEST PENALTY MINUTES, BOTH TEAMS

Overall	0	3/13/21 vs. Dallas CBJ-0, DAL-0 4/6/19 at Ottawa (6-2 W) CBJ-0, OTT-0 11/19/18 at Toronto (2-4 L) CBJ-0, TOR-0
Home	0	3/13/21 vs. Dallas CBJ-0, DAL-0
Road	0	4/6/19 at Ottawa (6-2 W) CBJ-0, OTT-0 11/19/18 at Toronto (2-4 L) CBJ-0, TOR-0



SINGLE GAME continued SPECIAL TEAMS

MOST POWER PLAY GOALS

Overall	5	12/10/06 vs. Ottawa (6-2 W), 11 att.
Home	5	12/10/06 vs. Ottawa (6-2 W), 11 att.
Road	4	12/22/11 at Nashville (5-6 L), 6 att.

MOST POWER PLAY ATTEMPTS

Overall	13	1/24/04 vs. Chicago (4-3 W), 2 PPG 12/19/03 vs. Calgary (1-2 L), 0 PPG
Home	13	1/24/04 vs. Chicago (4-3 W), 2 PPG 12/19/03 vs. Calgary (1-2 L), 0 PPG
Road	11	10/21/06 at Pittsburgh (3-5 L), 2 PPG

MOST POWER PLAY GOALS AGAINST

Overall	5	1/6/07 at San Jose (2-5 L), 9 att. 2/6/06 at Vancouver (2-5 L), 11 att. 11/13/03 at Ottawa (3-6 L), 12 att.
Home	4	11/12/16 vs. St. Louis (8-4 W), 5 att. 10/23/01 vs. Los Angeles (1-7 L), 4 att.
Road	5	1/6/07 at San Jose (2-5 L), 9 att. 2/6/06 at Vancouver (4-7 L), 11 att. 11/13/03 at Ottawa (3-6 L), 12 att.

MOST POWER PLAY ATTEMPTS AGAINST

Overall	12	10/26/05 vs. Nashville (3-2 OTW), 2 PPG 11/13/03 at Ottawa (2-5 L), 5 PPG
Home	12	10/26/05 vs. Nashville (3-2 OTW), 2 PPG
Road	12	11/13/03 at Ottawa (2-5 L), 5 PPG

HIGHEST POWER PLAY EFFICIENCY (MULTIPLE ATTEMPTS)

Overall	2-of-2	12/1/23 vs. OTT (4-2 W) 11/20/22 vs. Florida (5-3 W) 3/25/22 at Winnipeg (3-4 OTL) 3/1/20 vs. Vancouver (5-3 W) 1/10/19 vs. Nashville (4-3 OTW) 12/18/16 at Vancouver (4-3 OTW) 10/21/16 vs. Chicago (3-2 W) 1/17/12 vs. Edmonton (4-2 W) 3/14/04 at Minnesota (2-3 L) 10/6/01 at Philadelphia (3-3 T)
Home	2-of-2	12/1/23 vs. OTT (4-2 W) 11/20/22 vs. Florida (5-3 W) 3/1/20 vs. Vancouver (5-3 W) 1/10/19 vs. Nashville (4-3 OTW) 10/21/16 vs. Chicago (3-2 W) 1/17/12 vs. Edmonton (4-2 W)
Road	2-of-2	3/25/22 at Winnipeg (3-4 OTL) 12/18/16 at Vancouver (4-3 OTW) 3/14/04 at Minnesota (2-3 L) 10/6/01 at Philadelphia (3-3 T)

LOWEST POWER PLAY EFFICIENCY

Overall	0-of-13	12/19/03 vs. Calgary (1-2 L)
Home	0-of-13	12/19/03 vs. Calgary (1-2 L)
Road	0-of-9	12/23/06 at NY Islanders (0-4 L) 10/5/05 at Washington (2-3 L)

HIGHEST PENALTY KILLING EFFICIENCY

Overall	9-of-9	3/12/11 at Carolina (3-2 W) 11/23/07 at Minnesota (4-0 W) 10/9/06 vs. Phoenix (5-1 W) 10/12/02 at New Jersey (2-3 L)
Home	9-of-9	10/9/06 vs. Phoenix (5-1 W)
Road	9-of-9	3/12/11 at Carolina (3-2 W) 11/23/07 at Minnesota (4-0 W) 10/12/02 at New Jersey (2-3 L)

LOWEST PENALTY KILLING EFFICIENCY

Overall	0-of-4	10/23/01 vs. Los Angeles (1-7 L)
Home	0-of-4	10/23/01 vs. Los Angeles (1-7 L)
Road	0-of-3	12/31/13 at Colorado (3-5 L) 12/9/10 at St. Louis (1-4 L) 3/30/02 at San Jose (2-10 L)

MOST SHORTHANDED GOALS SCORED

Overall	2	12/21/19 vs. New Jersey (5-0 W) 3/19/17 at New Jersey (4-1 W) 3/22/11 at Colorado (4-5 SOL) 2/24/07 at NY Rangers (3-2 W)
Home	2	12/21/19 vs. New Jersey (5-0 W)
Road	2	3/19/17 at New Jersey (4-1 W) 3/22/11 at Colorado (4-5 SOL) 2/24/07 at NY Rangers (3-2 W)

MOST SHORTHANDED GOALS AGAINST

Overall	2	13x, most recent - 3/26/24 at Arizona (2-6 L)
Home	2	7x, most recent - 3/13/16 vs. Tampa Bay (0-4 L)
Road	2	6x, most recent - 3/26/24 at Arizona (2-6 L)

COMEBACK WINS/LOSSES

LARGEST DEFICIT OVERCOME IN A WIN

3	6x, most recent - 3/21/23 at WSH (7-6 OTW)
---	---

LARGEST DEFICIT OVERCOME IN A TIE

3	2x, most recent - 3/1/03 vs. Edmonton (3-3)
---	--

LARGEST DEFICIT OVERCOME IN AN OT/SO LOSS

3	6x, most recent - 11/6/23 at Florida (5-4 OTL)
---	---

LARGEST LEAD LOST IN A LOSS

4	3/7/23 at Pittsburgh (4-5 OTL) 1/1/22 vs. Carolina (4-7) 1/7/17 vs. NY Rangers (4-5)
---	--

LARGEST LEAD LOST IN AN OT/SO LOSS

4	3/7/23 at Pittsburgh (4-5 OTL)
---	--------------------------------



SINGLE PERIOD GOALS

MOST GOALS SCORED

Overall	5	12/31/18 vs. Ottawa in 3rd per. (6-3 W) 11/4/16 vs. Montreal in 1st per. (10-0 W) 3/15/03 vs. Minnesota in 1st per. (5-0 W)
Home	5	12/31/18 vs. Ottawa in 3rd per. (6-3 W) 11/4/16 vs. Montreal in 1st per. (10-0 W) 3/15/03 vs. Minnesota in 1st per. (5-0 W)
Road	4	20x, most recent - 1/27/24 at Vancouver in 2nd per. (4-5 OTL)

MOST GOALS AGAINST

Overall	6	12/7/22 vs. Buffalo in 1st per. (4-9 L) 12/17/05 at Nashville in 2nd per. (3-7 L)
Home	6	12/7/22 vs. Buffalo in 1st per. (4-9 L)
Road	6	12/17/05 at Nashville in 2nd per. (3-7 L)

MOST GOALS, BOTH TEAMS

Overall	7	2/25/23 vs. Edmonton in 2nd per. (6-5 W); EDM, 4-3 12/31/18 vs. Ottawa in 3rd per. (6-3 W); CBJ, 5-2 12/4/18 vs. Calgary in 2nd per. (6-9 L); CGY, 5-2 3/29/13 at Calgary in 2nd per. (6-4 W); CBJ, 4-3 12/17/05 at Nashville in 2nd per. (3-7 L); NSH, 6-1 1/13/03 at Edmonton in 2nd per. (5-8 L); EDM, 4-3 12/14/02 at Detroit in 1st per. (4-6 L); DET, 4-3
Home	7	2/25/23 vs. Edmonton in 2nd per. (6-5 W); EDM, 4-3 12/31/18 vs. Ottawa in 3rd per. (6-3 W); CBJ, 5-2 12/4/18 vs. Calgary in 2nd per. (6-9 L); CGY, 5-2
Road	7	3/29/13 at Calgary in 2nd per. (6-4 W); CBJ, 4-3 12/17/05 at Nashville in 2nd per. (3-7 L); NSH, 6-1 1/13/03 at Edmonton in 2nd per. (5-8 L); EDM, 4-3 12/14/02 at Detroit in 1st per. (4-6 L); DET, 4-3

FASTEST GOAL START OF GAME

Overall	:10	2x, most recent - Cam Atkinson 3/28/13 at Edmonton (4-6 L)
Home	:10	Rick Nash - 1/11/06 vs. Pittsburgh (6-1 W)
Road	:10	Cam Atkinson - 3/28/13 at Edmonton (4-6 L)

FASTEST GOAL AGAINST START OF GAME

Overall	:08	2x, most recent - Antti Laaksonen 2/10/06 vs. Colorado (1-4 L)
Home	:08	2x, most recent - Antti Laaksonen 2/10/06 vs. Colorado (1-4 L)
Road	:17	Andrei Svechnikov 4/7/24 at Carolina (0-3 L)

FASTEST GOAL START OF PERIOD

Overall	:09	Patrik Laine - 2/17/22 at Chicago, 2nd per. (7-4 W)
Home	:10	Rick Nash - 1/11/06 vs. Pittsburgh, 1st per. (6-1 W)
Road	:09	Patrik Laine - 2/17/22 at Chicago, 2nd per. (7-4 W)

FASTEST GOAL AGAINST START OF PERIOD

Overall	:07	Jesper Bratt - 2/14/23 vs. New Jersey, 2nd per. (2-3 L)
Home	:07	Jesper Bratt - 2/14/23 vs. New Jersey, 2nd per. (2-3 L)
Road	:11	J.P. Dumont - 11/18/06 at Nashville, 2nd per. (2-4 L) Peter Schaefer - 1/6/01 at Vancouver, 3rd per. (3-4 L)

FASTEST GOAL START OF OVERTIME

Overall	:10	Seth Jones - 12/6/18 at Philadelphia (4-3 OTW)
Home	:16	Kirill Marchenko - 4/2/23 vs. Ottawa (4-3 OTW)
Road	:10	Seth Jones - 12/6/18 at Philadelphia (4-3 OTW)

FASTEST GOAL AGAINST START OF OVERTIME

Overall	:08	David Perron - 11/1/19 at St. Louis (3-4 OTL)
Home	:22	David Backes - 12/14/13 vs. St. Louis (3-4 OTL)
Road	:08	David Perron 11/1/19 at St. Louis (3-4 OTL)

FASTEST 2 GOALS - CBJ PLAYER

:18	Kirill Marchenko (7:37 & 7:55 of 2nd per.), 12/19/23 at Buffalo (9-4 W)
-----	---

FASTEST 3 GOALS - CBJ PLAYER

3:18	Jeff Carter (12:56, 14:35 & 16:14 of 1st per.), 12/22/11 at Nashville (5-6 L)
------	---

FASTEST 2 GOALS - CBJ TEAM

:08	Vinny Prospal & Mark Letestu (5:37 & 5:45 of 2nd per.), 2/11/13 vs. San Jose (6-2 W) Nikita Filatov & Jakub Voracek (14:18 & 14:26 of 1st per.), 10/17/08 vs. Nashville (5-3 W)
-----	--

FASTEST 3 GOALS - CBJ TEAM

0:46	Patrik Laine, Oliver Bjorkstrand & Justin Danforth (15:34, 15:59 & 16:20 of 2nd per.) 3/4/22 vs. Los Angeles (3-4 OTL)
------	--

FASTEST 2 GOALS - OPPOSING PLAYER

:19	Ryan Smyth (2:33 & 2:52 of 1st per.), 11/27/02 at Edmonton (1-3 L)
-----	--

FASTEST 3 GOALS - OPPOSING PLAYER

5:50	Brad Marchand (1:56, 5:37 & 7:46 of 3rd per.), 12/3/24 at Boston (1-3 L)
------	--

FASTEST 2 GOALS - OPPOSING TEAM

:05	Tomas Holmstrom & Pavel Datsyuk (10:44 & 10:49 of 2nd per.), 11/24/07 vs. Detroit (3-2 SOW)
-----	---

FASTEST 3 GOALS - OPPOSING TEAM

1:03	Chris Kreider, Artemi Panarin & Jacob Trouba (7:39, 8:15 & 8:41 of 2nd per.) 11/13/21 vs. NY Rangers (3-5 L)
------	--

FASTEST 2 GOALS - BOTH TEAMS

:02	Nick Foligno-CBJ & Mikael Granlund-MIN (19:44 & 19:46 of 3rd per.), 1/5/16 vs. Minnesota (2-4 L)
-----	--

FASTEST 3 GOALS - BOTH TEAMS

:22	Bryan Berard-CBJ, Paul Kariya-NSH Darcy Hordichuk-NSH (13:13, 13:27 & 13:35 of 3rd per.), 1/21/06 at Nashville
-----	---

FASTEST 4 GOALS - BOTH TEAMS

1:46	Eric Robinson-CBJ, Chris Kreider-NYR, Artemi Panarin-NYR & Jacob Trouba-NYR (6:56, 7:39, 8:15 & 8:42 of 2nd per.) 11/13/21 vs. NY Rangers (3-5 L)
------	---



RICK NASH



SINGLE PERIOD continued PENALTY MINUTES

MOST PENALTY MINUTES

Overall	52	3/26/09 vs. Calgary in 2nd per. (5-0 W); 11 pen.
Home	52	3/26/09 vs. Calgary in 2nd per. (5-0 W); 11 pen.
Road	45	2/21/03 at San Jose in 3rd per. (0-6 L); 9 pen.

MOST PENALTY MINUTES AGAINST

Overall	74	11/9/02 vs. NY Rangers in 3rd per. (6-3 W); 14 pen.
Home	74	11/9/02 vs. NY Rangers in 3rd per. (6-3 W); 14 pen.
Road	44	4/14/02 at Chicago in 2nd per. (0-2 L); 6 pen.

MOST PENALTY MINUTES, BOTH TEAMS

Overall	122	11/9/02 vs. NY Rangers in 3rd per. (6-3 W); CBJ-48, NYR-74
Home	122	11/9/02 vs. NY Rangers in 3rd per. (6-3 W); CBJ-48, NYR-74
Road	88	4/14/02 at Chicago in 2nd per. (0-2 L); CBJ-44, CHI-44

MOST PENALTIES

Overall	13	2/6/06 at Vancouver in 3rd per. (7-4 L); 40 PIM
Home	11	3/26/09 vs. Calgary in 2nd per. (5-0 W); 52 PIM
Road	13	2/6/06 at Vancouver in 3rd per. (7-4 L); 40 PIM

MOST PENALTIES AGAINST

Overall	14	11/9/02 vs. NY Rangers in 3rd per. (6-3 W); 74 PIM
Home	14	11/9/02 vs. NY Rangers in 3rd per. (6-3 W); 74 PIM
Road	10	2/6/06 at Vancouver in 3rd per. (4-7 L); 26 PIM

MOST PENALTIES, BOTH TEAMS

Overall	24	3/26/09 vs. Calgary in 2nd per. (5-0 W); CBJ-11, CGY-13
Home	24	3/26/09 vs. Calgary in 2nd per. (5-0 W); CBJ-11, CGY-13
Road	23	2/6/06 at Vancouver in 3rd per. (4-7 L); CBJ-13, VAN-10

SHOTS

MOST SHOTS

Overall	26	2/13/18 at NY Islanders in 1st per. (4-1 W) 2/3/18 at NY Islanders in 1st per. (3-4 L)
Home	25	1/15/24 vs. Vancouver in 2nd per. (4-3 SOW) 4/27/13 vs. Nashville in 3rd per. (3-1 W)
Road	26	2/13/18 at NY Islanders in 1st per. (4-1 W) 2/3/18 at NY Islanders in 1st per. (3-4 L)

MOST SHOTS AGAINST

Overall	27	3/26/16 at Nashville in 1st per. (1-5 L)
Home	24	12/8/23 vs. St. Louis in 3rd per. (5-2 W)
Road	27	3/26/16 at Nashville in 1st per. (1-5 L)

MOST SHOTS, BOTH TEAMS

Overall	38	2/3/18 at NY Islanders in 1st per. (3-4 L); CBJ-26, NYI-12
Home	36	4/7/12 vs. NY Islanders in 2nd per. (7-3 W); CBJ-15, NYI-21
Road	38	2/3/18 at NY Islanders in 1st per. (3-4 L); CBJ-26, NYI-12

FEWEST SHOTS

Overall	0	11/5/15 at Los Angeles in 2nd per. (3-2 W)
Home	1	3/31/13 vs. Anaheim in 3rd per. (2-1 W) 10/12/11 vs. Colorado in 3rd per. (2-3 L) 12/12/07 vs. Colorado in 2nd per. (4-1 W) 11/25/01 vs. Calgary in 3rd per. (4-3 W)
Road	0	11/5/15 at Los Angeles in 2nd per. (3-2 W)

FEWEST SHOTS AGAINST

Overall	0	3/18/14 vs. Carolina in 3rd per. (1-3 L) 10/21/07 vs. Vancouver in 2nd per. (1-4 L) 12/27/03 vs. Dallas in 3rd per. (3-4 L)
Home	0	3/18/14 vs. Carolina in 3rd per. (1-3 L) 10/21/07 vs. Vancouver in 2nd per. (1-4 L) 12/27/03 vs. Dallas in 3rd per. (3-4 L)
Road	1	2/22/15 at NY Rangers in 3rd per. (3-4 SOL) 2/2/08 at Minnesota in 3rd per. (1-4 L)

FEWEST SHOTS, BOTH TEAMS

Overall	4	12/27/03 vs. Dallas in 3rd per. (3-4 L); CBJ, 4-0
Home	4	12/27/03 vs. Dallas in 3rd per. (3-4 L); CBJ, 4-0
Road	5	12/6/08 at Los Angeles in 1st per. (0-3 L); LA, 3-2

MOST SHOTS IN OVERTIME

10	12/3/16 at Arizona (3-2 SOW)
----	------------------------------

MOST SHOTS AGAINST IN OVERTIME

11	1/11/04 at Anaheim (2-2 T)
----	----------------------------

MOST SHOTS IN OVERTIME, BOTH TEAMS

17	12/3/16 at Arizona (3-2 SOW); CBJ-10, ARI-7
----	---





SINGLE GAME

MOST GOALS

4 Geoff Sanderson – 3/29/03
at Calgary (6-4 W)

MOST GOALS – DEFENSEMAN

3 Zach Werenski – 12/31/19
vs. Florida (4-1 W)
Bryan Berard – 1/8/06
at Phoenix (5-2 W)
Deron Quint – 3/9/01
at Florida (7-6 W)

MOST GOALS – ROOKIE

3 Kirill Marchenko – 1/7/23
vs. Carolina (4-3 SOW)
Cole Sillinger – 3/13/22
vs. Vegas (6-4 W)
Pierre-Luc Dubois – 3/29/18
at Calgary (5-1 W)
Cam Atkinson – 4/5/12
at Colorado (5-2 W)
Matt Calvert – 2/25/11
vs. Phoenix (5-3 W)
Nikita Filatov – 1/10/09
vs. Minnesota (4-2 W)

MOST POWER PLAY GOALS

3 Bryan Berard – 1/8/06
at Phoenix (5-2 W)

MOST ASSISTS

5 Artemi Panarin – 12/8/17
at New Jersey (5-3 W)
Espen Knutsen – 3/24/01
vs. Calgary (6-4 W)

MOST ASSISTS – DEFENSEMAN

4 Zach Werenski – 11/22/23
vs. Chicago (7-3 W)

MOST ASSISTS – ROOKIE

3 William Karlsson – 2/25/16
vs. New Jersey (6-1 W)
Jakub Voracek – 1/10/09
vs. Minnesota (4-2 W)
Derrick Walser – 1/11/03
at Calgary (7-2 W)

MOST POINTS

5 Johnny Gaudreau – 3/14/23
at San Jose (6-5 OTW); 2g, 3a
Artemi Panarin – 12/8/17
at New Jersey (5-4 W); 0g, 5a
David Vyborny – 2/28/04
vs. Colorado (5-4 W); 1g, 4a
Geoff Sanderson – 3/29/03
at Calgary (6-4 W); 4g, 1a
Andrew Cassels – 3/29/03
at Calgary (6-4 W); 1g, 4a
Espen Knutsen – 3/24/01
vs. Calgary (6-4 W); 5a

MOST POINTS – DEFENSEMAN

4 Zach Werenski – 4/16/24
vs. Carolina (6-3 W); 2g, 2a
Zach Werenski – 11/22/23
vs. Chicago (7-3 W); 0g, 4a
Zach Werenski – 3/12/19
vs. Boston (7-4 W); 1g, 3a
Seth Jones – 3/31/18
at Vancouver (5-4 OTL); 1g, 3a
Deron Quint – 3/9/01
at Florida (7-6 W); 3g, 1a

MOST POINTS – ROOKIE

4 Matt Calvert – 2/25/11
vs. Phoenix (5-3 W); 3g, 1a
Nikolai Zherdev – 3/21/04
at Vancouver (5-4 W); 2g, 2a

MOST SHOTS

10 Adam Fantilli – 11/16/23
vs. Arizona (2-3 L); 0g
Patrik Laine – 1/17/23
at Nashville (1-2 L); 0g
Zach Werenski – 11/6/21
vs. Colorado (4-2 W); 0g
Oliver Bjorkstrand – 12/5/19
vs. NY Rangers (2-3 L); 0g
Zach Werenski – 12/5/17
vs. New Jersey (1-4 L); 0g
Brandon Dubinsky – 2/19/16
vs. Buffalo (4-0 L); 0g
Rick Nash – 1/17/08
at Phoenix (4-3 W); 2g
Rick Nash – 10/31/07
at Los Angeles (4-1 W); 1g
Jason Chimera – 4/7/07
at Anaheim (4-3 L); 1g
Sergei Fedorov – 11/25/06
vs. Minnesota (5-3 W); 2g
Fredrik Modin – 11/24/06
at Philadelphia (3-2 L); 0g
Rick Nash – 4/7/06
at Detroit (6-5 SOL); 3g
Ray Whitney – 11/12/02
at Colorado (5-4 L); 0g
Ray Whitney – 1/14/02
at NY Rangers (2-2 T); 1g

MOST SHOTS – DEFENSEMAN

10 Zach Werenski – 11/6/21
vs. Colorado (4-2 W); 0g
Zach Werenski – 12/5/17
vs. New Jersey (1-4 L); 0g

MOST SHOTS – ROOKIE

10 Adam Fantilli – 11/16/23
vs. Arizona (2-3 L); 0g

MOST PENALTY MINUTES

31 Duvie Westcott – 4/13/06
vs. St. Louis (4-1 W)

MOST PENALTY MINUTES – DEFENSEMAN

31 Duvie Westcott – 4/13/06
vs. St. Louis (4-1 W)

MOST PENALTY MINUTES – ROOKIE

25 Jody Shelley – 1/10/02
at Chicago (2-1 L)

HIGHEST PLUS/MINUS

+6 Alexander Wennberg – 3/27/18
at Edmonton (7-3 W)

HIGHEST PLUS/MINUS – DEFENSEMAN

+5 Zach Werenski – 4/6/24
vs. Carolina (6-3 W)
Zach Werenski – 11/22/23
vs. Chicago (7-3 W)
David Savard – 11/15/18
vs. Florida (7-3 W)
Jack Johnson & David Savard – 2/25/17
vs. NY Islanders (7-0 W)
Fedor Tyutin – 10/11/14
vs. NY Rangers (5-2 W)

HIGHEST PLUS/MINUS – ROOKIE

+4 Dean Kukan – 4/6/16 at Toronto (5-1 W)
Dean Kukan – 4/2/16 at Carolina (5-1 W)
Dalton Prout – 3/29/13 at Calgary (6-4 W)

LOWEST PLUS/MINUS

-6 Andrew Peeke – 4/1/23 vs. Florida (0-7 L)

MOST ICE TIME – FORWARD (REGULATION GAME)

27:19 Ray Whitney – 10/14/02
vs. Phoenix (3-2 L)

MOST ICE TIME – DEFENSEMAN (REGULATION GAME)

34:59 Jack Johnson – 2/2/13
vs. Detroit (4-2 W)

MOST ICE TIME – FORWARD (OVERTIME GAME)

27:43 David Vyborny – 12/8/05
vs. NY Islanders (4-3 SOW)

MOST ICE TIME – DEFENSEMAN (OVERTIME GAME)

33:18 Deron Quint – 11/21/01
vs. Detroit (1-0 OTL)

MOST FACE-OFFS WON

24 Jeff Carter – 10/7/11
vs. Nashville (2-3 L)

MOST SAVES BY A GOALTENDER

56 Elvis Merzlikins –
1/26/22 vs. Calgary (0-6 L); 62 shots



GEOFF SANDERSON



SINGLE PERIOD

MOST GOALS

- 3 Emil Bemstrom – 5/3/21 vs. Nashville, 3rd per. (3-4 OTL)
 Jeff Carter – 12/22/11 at Nashville, 1st per. (5-6 L)
 Geoff Sanderson – 3/29/03 at Calgary, 2nd per. (6-4 W)
 Deron Quint – 3/9/01 at Florida, 2nd per. (7-6 W)

MOST ASSISTS

- 3 15x, most recent – Johnny Gaudreau
 3/14/23 at San Jose, 2nd per. (6-5 OTW)

MOST POINTS

- 3 50x, most recent – Johnny Gaudreau,
 12/19/23 at Buffalo, 1st per. (9-4 W)

MOST SHOTS

- 7 Dmitry Voronkov – 1/15/24 vs. Vancouver, 2nd per. (3-4 SOW); 1g
 Cam Atkinson – 11/8/14 vs. Tampa Bay, 3rd per. (4-7 L); 0g
 Ray Whitney – 11/12/02 at Colorado, 3rd per. (5-4 L); 0g

MOST PENALTY MINUTES

- 31 Duvie Westcott – 4/13/06 vs. St. Louis, 2nd per. (4-1 W)

MOST SAVES BY A GOALTENDER

- 25 Sergei Bobrovsky – 11/1/19 at San Jose
 3rd per. (4-1 W); 25 shots
 Joonas Korpi – 3/26/16 at Nashville
 1st per. (1-5 L); 27 shots



DUVIE WESTCOTT

PLAYER MAKING CBJ DEBUT

MOST POINTS

- 3 Artemi Panarin, 10/6/17 vs. NY Islanders, (0-3-3)

MOST GOALS

- 1 25x, Luca Del Bel Belluz*, 4/16/24 vs. Carolina (1-0-1), most recent

MOST POWER PLAY GOALS

- 1 Brandon Saad, 10/9/15 vs. NY Rangers (1-0-1)
 Nathan Horton, 1/2/14 at Phoenix (1-0-1)
 Nick Foligno, 1/19/13 at Nashville (1-0-1)
 Mark Letestu, 11/10/11 vs. Chicago (1-0-1)

SCORED GAME-WINNING GOAL

- 3x Nathan Horton, 1/2/14 at Phoenix (1-0-1)
 Marian Gaborik, 4/4/13 at Nashville (1-1-2)
 Craig MacDonald, 12/31/08 at Anaheim (1-0-1)

CBJ PLAYER MAKING NHL DEBUT

MOST POINTS

- 2 Tomas Kubalik, 3/31/11 at Washington (0-2-2)
 Grant Clitsome, 3/2/10 vs. Vancouver (0-2-2)
 Jakub Voracek, 10/10/08 at Dallas (1-1-2)

MOST GOALS

- 1 Luca Del Bel Belluz, 4/16/24 vs. Carolina (1-0-1)
 Marcus Bjork, 11/12/22 at NY Islanders (1-0-1)
 Trey Fix-Wolansky, 2/8/22 at Washington (1-0-1)
 Pierre-Luc Dubois, 10/6/17 vs. NY Islanders (1-0-1)
 Nikita Filatov, 10/17/08 vs. Nashville (1-0-1)
 Jakub Voracek, 10/10/08 at Dallas (1-1-2)
 Rick Nash, 10/10/02 vs. Chicago (1-0-1)
 David Vyborny, 10/7/00 vs. Chicago (1-0-1)

MOST ASSISTS

- 3 Artemi Panarin, 10/6/17 vs. NY Islanders, (0-3-3)

MOST SHOTS ON GOAL

- 6 Jeff Carter, 10/7/11 vs. Nashville
 Scottie Upshall, 3/1/11 at Vancouver

MOST PENALTY MINUTES

- 17 Tom Sestito*, 4/6/08 vs. St. Louis

MOST ICE TIME – FWD (REGULATION GAME)

- 22:25 Sergei Fedorov, 11/16/05 vs. St. Louis

MOST ICE TIME – DEF (REGULATION GAME)

- 27:21 James Wisniewski, 10/25/11 vs. Detroit

MOST ICE TIME – FORWARD (OVERTIME GAME)

- 24:01 R.J. Umberger, 10/10/08 at Dallas

MOST ICE TIME – DEFENSEMAN (OVERTIME GAME)

- 24:52 Mike Commodore, 10/10/08 at Dallas

MOST ASSISTS

- 2 Tomas Kubalik, 3/31/11 at Washington (0-2-2)
 Grant Clitsome, 3/2/10 vs. Vancouver (0-2-2)

MOST SHOTS ON GOAL

- 5 Zach Werenski, 10/13/16 vs. Boston
 Kris Russell, 10/5/07 vs. Anaheim

MOST PENALTY MINUTES

- 17 Tom Sestito, 4/6/08 vs. St. Louis

MOST ICE TIME – FORWARD

- 18:52 David Vyborny, 10/7/00 vs. Chicago

MOST ICE TIME – DEFENSEMAN

- 20:57 Zach Werenski, 10/13/16 vs. Boston

HIGHEST PLUS/MINUS RATING

- +2 Jakub Voracek, 10/10/08 at Dallas
 Jeremy Reich, 1/21/04 vs. St. Louis

HIGHEST PLUS/MINUS RATING

- +3 Jake Bean, 10/14/21 vs. Arizona

MOST SHOTS AGAINST – GOALTENDER

- 49 Jet Greaves*, 4/4/23 at Toronto (2-4 L)

MOST SAVES – GOALTENDER

- 46 Jet Greaves*, 4/4/23 at Toronto (2-4 L)

EARNED WIN – GOALTENDER

- 6x Jon Gillies, 4/2/23 vs. Ottawa (24 Saves, 4-3 OTW)
 J-F Berube, 2/20/22 vs. Buffalo (33 Saves, 7-3 W)
 Matiss Kivlenieks, 1/19/20 at NY Rangers (31 Saves, 2-1 W)
 Curtis McElhinney, 10/20/13 vs. Vancouver (37 Saves, 3-1 W)
 Sergei Bobrovsky, 1/19/13 at Nashville (32 Saves, W)
 Steve Mason*, 11/5/08 vs. Edmonton (22 Saves, 5-4 W)
 Brian Boucher, 3/3/07 at Phoenix (32 Saves, W)

MOST SHOTS – GOALTENDER

- 49 Jet Greaves, 4/4/23 at Toronto (2-4 L)

MOST SAVES – GOALTENDER

- 46 Jet Greaves, 4/4/23 at Toronto (2-4 L)

EARNED WIN – GOALTENDER

- 2x Matiss Kivlenieks, 1/19/20 at NY Rangers (31 Saves, 2-1 W)
 Steve Mason, 11/5/08 vs. Edmonton (22 Saves, 5-4 W)

* NHL Debut



PLAYER RECORDS

TEENAGERS TO MAKE NHL DEBUT WITH CBJ

		AGE DURING CBJ/									
PLAYER	DOB	FIRST NHL GAME	NHL DEBUT	G	A	PTS	+/-	PIM	SH	TOI	
1. Dan Fritsche	7/13/85	10/9/03 at Atlanta	18 yrs., 88 days	0	0	0	1	2	1	5:53	
2. Rick Nash	6/16/84	10/10/02 vs. Chicago	18 yrs., 116 days	1	0	1	1	0	2	11:20	
3. Nikita Filatov	5/25/90	10/17/08 vs. Nashville	18 yrs., 145 days	1	0	1	0	0	1	9:10	
4. Cole Sillinger	5/16/03	10/14/21 vs. Arizona	18 yrs., 151 days	0	1	1	1	2	3	13:37	
5. Rostislav Klesla	3/21/82	10/7/00 vs. Chicago	18 yrs., 200 days	0	0	0	-1	2	3	15:59	
6. Gilbert Brule	1/1/87	10/5/05 at Washington	18 yrs., 277 days	0	1	1	1	0	1	12:42	
7. David Jiricek	11/28/03	10/28/22 vs. Boston	18 yrs., 344 days	0	0	0	-1	0	1	15:35	
8. Nikolai Zherdev	11/5/84	12/2/03 vs. Anaheim	19 yrs., 27 days	0	0	0	0	0	1	10:59	
9. Jakub Voracek	8/15/89	10/10/08 at Dallas	19 yrs., 56 days	1	1	2	2	0	1	9:09	
10. Ryan Johansen	7/31/92	10/7/11 vs. Nashville	19 yrs., 68 days	0	0	0	0	0	0	8:46	
11. Zach Werenski	7/19/97	10/13/16 vs. Boston	19 yrs., 87 days	0	1	1	-1	0	5	20:57	
12. Pierre-Luc Dubois	6/24/98	10/6/17 vs. NY Islanders	19 yrs., 104 days	1	0	1	+1	0	3	14:07	
13. Kent Johnson	10/18/02	4/13/22 vs. Montreal	19 yrs., 177 days	0	0	0	0	2	0	11:05	
14. Alexandre Texier	9/13/99	4/4/19 at NY Rangers	19 yrs., 204 days	0	0	0	0	0	3	11:49	
15. Maksim Mayorov	3/26/89	1/3/09 at St. Louis	19 yrs., 283 days	0	0	0	0	0	0	3:38	
16. Marko Dano	11/30/94	10/9/14 at Buffalo	19 yrs., 313 days	0	0	0	0	0	4	14:33	
17. Sonny Milano	5/12/96	3/31/16 at NY Islanders	19 yrs., 324 days	0	0	0	0	0	1	13:26	

STREAKS

CONSECUTIVE GAMES PLAYED

RANK	GAMES	PLAYER	DATE
1.	288	R.J. Umberger	10/10/08-1/10/12
2.	243	Jason Chimera	10/9/05-4/5/08
3.	241	Antoine Vermette	3/7/09-2/21/12
4.	239	Pierre-Luc Dubois	10/6/17-1/21/21
5.	202	Ryan Johansen	2/24/13-10/22/15
6.	194	David Vyborny	10/17/02-12/20/05
7.	175	Boone Jenner	3/21/15-4/9/17
8.	173	Samuel Pahlsson	11/21/09-12/10/11
9.	168	Cam Atkinson	10/22/15-10/28/17
10.	161	Jan Hejda	10/25/07-10/13/09

CONSECUTIVE GAMES WITH A GOAL

RANK	GAMES	GOALS	PLAYER	DATE
1.	7	9	Cam Atkinson	11/24-12/6/18
		8	Geoff Sanderson	11/5-11/17/02
2.	6	7	Oliver Bjorkstrand	3/24-4/2/19
		7	Rick Nash	12/30/05-1/11/06
4.	5	6	Ryan Johansen	12/31/14-1/9/15
	5	5	Rick Nash	11/12-11/22/08
	5	5	Nikolai Zherdev	12/1-12/10/07
	5	5	Rick Nash	11/14-11/23/07
	5	6	Rick Nash	10/17-10/25/07
	5	6	Rick Nash	11/26-12/6/03
	5	5	Ray Whitney	11/10-11/19/01

CONSECUTIVE GAMES PENALIZED

11 Ole-Kristian Tollefsen
1/24-2/29/08 (35 PIM)

MOST POINTS IN TWO CONSECUTIVE GAMES

7 Johnny Gaudreau
3/11/23 vs. St. Louis (2a)
3/14/23 at San Jose (2g, 3a)
Artemi Panarin
3/31/18 at Vancouver (4a),
4/3/18 vs. Detroit (1g, 2a)
Seth Jones
3/31/18 at Vancouver (1g, 3a),
4/3/18 vs. Detroit (3a)
David Vyborny
2/27/04 at Chicago (1g, 1a),
2/28/04 vs. Colorado (1g, 4a)

MOST POINTS OVER THREE CONSECUTIVE GAMES

9 Artemi Panarin
3/31-4/5/18 (1-8-9)
Artemi Panarin
3/29-4/3/18 (1-8-9)
David Vyborny
2/25-2/28/04 (3-6-9)

CONSECUTIVE GAMES WITH A POINT

RANK	GAMES	POINTS	PLAYER	DATE
1.	13	8-8-16	Ryan Johansen	12/18/14-1/17/15
2.	12	13-7-20	Cam Atkinson	11/10-12/6/18
3.	11	13-8-21	Patrik Laine	1/27-2/24/22
4.	10	5-8-13	Ryan Johansen	10/9-10/31/14
	10	3-10-13	R.J. Umberger	11/10-12/1/10
6.	9	8-5-13	Cam Atkinson	3/19-4/5/18
	9	7-7-14	Cam Atkinson	12/5-12/23/16
	9	4-8-12	Ryan Johansen	3/15-4/2/15
	9	4-7-11	Ryan Johansen	11/29-12/16/13
	9	5-7-12	Rick Nash	1/8-2/1/11
	9	9-7-16	Rick Nash	12/30/05-1/16/06
	9	4-10-14	Andrew Cassels	11/1-11/17/02

CONSECUTIVE GAMES WITH AN ASSIST

RANK	GAMES	ASSISTS	PLAYER	DATE
1.	8	8	R.J. Umberger	11/10-11/26/10
2.	6	8	Johnny Gaudreau	1/27-2/17/24
	6	7	Ryan Johansen	3/19-3/31/15
	6	6	Nick Foligno	10/9-10/23/14
	6	6	Sergei Fedorov	10/31-11/10/07
	6	6	Bryan Berard	10/26-11/4/05
	6	7	Ray Whitney	1/4-1/13/03
8.	5		Numerous Players	

MOST CONSECUTIVE GAMES WITH EVEN OR PLUS RATING

27 Jody Shelley – 10/14-12/19/02 (+4)

MOST CONSECUTIVE GAMES WITH A SHOT ON GOAL

75 Rick Nash – 10/22/11-4/7/12 (288 shots)

CONSECUTIVE GAMES WITH 20 OR MORE MINUTES

74 Seth Jones – 10/23/18-4/5/19

CONSECUTIVE GAMES WITH 25 OR MORE MINUTES

12 Jack Johnson – 3/6-12-3/28/12

CONSECUTIVE GAMES PLAYED - GOALTENDER

21 Marc Denis – 11/27/02-1/10/03

CONSECUTIVE GAMES STARTED - GOALTENDER

21 Marc Denis – 11/27/02-1/10/03

CONSECUTIVE WINS - GOALTENDER

16 Sergei Bobrovsky – 11/29/16-1/3/17

REGULATION UNBEATEN STREAK - GOALTENDER

17 Sergei Bobrovsky – 11/25/16-1/3/17 (16-0-1)

LONGEST SHUTOUT STREAK

199:28 Steve Mason – 12/23/08-1/2/09

MOST CONSECUTIVE GAMES WITH SV% ABOVE .900

10 Sergei Bobrovsky – 3/3-3/22/13
Steve Mason – 12/11/08-1/2/09

MOST CONSECUTIVE GAMES WITH 30 OR MORE SAVES

5 Elvis Merzlikins – 10/21-11/13/21 (168 saves)
Sergei Bobrovsky – 3/16-3/28/17 (189 saves)
Sergei Bobrovsky – 12/11-12/20/14 (172 saves)
Marc Denis – 1/5-1/20/06 (174 saves)
Marc Denis - 11/9-11/17/02 (190 saves)

MOST CONSECUTIVE STARTS ALLOWING THREE GOALS OR LESS

20 Sergei Bobrovsky – 11/15/16-1/3/17



TOP SCORING MONTHS

	GOALS	ASSISTS	POINTS
October	9 Rick Nash (2007)	10 Artemi Panarin (2018)	17 Rick Nash (9-8-17, 2009)
November	10 (2x) Cam Atkinson (2018)	11 (3x) Zach Werenski (2023)	16 (3x) Pierre-Luc Dubois (8-8-16, 2018)
December	9 Cam Atkinson (2016)	13 (2x) Johnny Gaudreau (2022)	18 (2x) Artemi Panarin (5-13-18, 2017)
January	9 (2x) Ryan Johansen (2015)	12 (3x) Nick Foligno (2015)	17 Kristian Huselius (5-12-17, 2010)
February	9 Patrik Laine (2022)	11 R.J. Umberger (2011)	15 Patrik Laine (9-6-15, 2022)
March	11 Scott Hartnell (2015)	17 Artemi Panarin (2018)	25 Artemi Panarin (8-17-25, 2018)
April	10 Jack Roslovic (2022)	12 Jakub Voracek (2022)	13 (3x) Roslovic, Nyquist, Voracek (2022)
May	3 (2x) Oliver Bjorkstrand (2021)	4 Seth Jones (2021)	6 Oliver Bjorkstrand (3-3-6, 2021)
Best Month Overall	11 Scott Hartnell (Mar. 2015)	17 Artemi Panarin (Mar. 2018)	25 Artemi Panarin (8-17-25, Mar. 2018)
	10 Rick Nash (Mar. 2009)	13 Espen Knutsen (Mar. 2001)	18 David Vyborny (6-12-18, Dec. 2006)
	10 Rick Nash (Nov. 2010)	13 Artemi Panarin (Dec. 2017)	18 Artemi Panarin (5-13-18, Dec. 2017)
	10 Cam Atkinson (Nov. 2018)	13 Johnny Gaudreau (Dec. 2022)	18 Cam Atkinson (9-9-18, Mar. 2018)
	10 Jack Roslovic (Apr. 2022)	12 (5x) Jakub Voracek (Apr. 2022)	17 (5x) Cam Atkinson (9-8-17, Dec. 2016)

TOP SCORING MONTHS - DEFENSE

	GOALS	ASSISTS	POINTS
October	3 (5x) Zach Werenski (2019)	8 James Wisniewski (2013)	9 (3x) James Wisniewski (1-8-9, 2013)
November	4 (2x) Adam Boqvist (2022)	11 Zach Werenski (2023)	11 (2x) Zach Werenski (0-11-11, 2023)
December	5 (3x) Zach Werenski (2019)	10 Ron Hainsey (2006)	13 Ron Hainsey (3-10-13, 2006)
January	6 Bryan Berard (2006)	10 (2x) R. Murray & J. Wisniewski (2014)	13 (2x) James Wisniewski (3-10-13, 2014)
February	4 (3x) Zach Werenski (2020)	10 Seth Jones (2021)	11 Seth Jones (1-10-11, 2021)
March	7 Seth Jones (2018)	11 Zach Werenski (2024)	14 (2x) Zach Werenski (3-11-14, 2024)
April	4 Zach Werenski (2024)	6 James Wisniewski (2014)	9 Zach Werenski (4-5-9, 2024)
May	1 Gavin Bayreuther (2021)	4 Seth Jones (2021)	4 Seth Jones (0-4-4, 2021)
Best Month Overall	7 Seth Jones (Mar. 2018)	11 Zach Werenski (2023)	14 Zach Werenski (3-11-14, Mar. 2024)
	6 Bryan Berard (Jan. 2006)	10 Ron Hainsey (Dec. 2006)	14 Seth Jones (7-7-14, Mar. 2018)
	5 (5x) Zach Werenski (Dec. 2019)	10 Ryan Murray (Jan. 2014)	13 Bryan Berard (6-7-13, Jan. 2006)
		10 James Wisniewski (Jan. 2014)	13 Ron Hainsey (3-10-13, Dec. 2006)
		9 (3x) Adam Boqvist (Jan. 2023)	13 James Wisniewski (3-10-13, Jan. 2014)

TOP SCORING MONTHS - ROOKIES

	GOALS	ASSISTS	POINTS
October	5 Sonny Milano (2017)	5 Derick Brassard (2008)	9 Derick Brassard (4-5-9, 2008)
November	4 (2x) Derick Brassard (2008)	7 Zach Werenski (2016)	10 (2x) Zach Werenski (3-7-10, 2016)
December	7 Adam Fantilli (2023)	8 Pierre-Luc Dubois (2017)	13 Adam Fantilli (7-6-13, 2023)
January	8 Kirill Marchenko (2023)	10 Ryan Murray (2014)	10 (2x) Ryan Murray (0-10-10, 2014)
February	8 Matt Calvert (2011)	7 Grant Clitsome (2011)	11 Matt Calvert (8-3-11, 2011)
March	5 (2x) Pierre-Luc Dubois (2018)	9 (2x) Pierre-Luc Dubois (2017)	14 (2x) Pierre-Luc Dubois (5-9-14, 2018)
April	5 (2x) Cole Sillinger (2022)	5 Cole Sillinger (2022)	10 Cole Sillinger (5-5-10, 2022)
May		1 Liam Foudy (2021)	1 Liam Foudy (0-1-1, 2021)
Best Month Overall	8 Matt Calvert (Feb. 2011)	10 Ryan Murray (Jan. 2014)	14 Nikolai Zherdev (5-9-14, Mar. 2004)
	8 Kirill Marchenko (Jan. 2023)	9 Nikolai Zherdev (Mar. 2004)	14 Pierre-Luc Dubois (5-9-14, Mar. 2018)
	7 Adam Fantilli (Dec. 2023)	9 Pierre-Luc Dubois (Mar. 2018)	13 Adam Fantilli (7-6-13, Dec. 2023)
	6 Jaroslav Balastik (Dec. 2005)	8 Zach Werenski (Mar. 2017)	12 Pierre-Luc Dubois (4-8-12, Dec. 2017)
	5 (6x) Kirill Marchenko (Dec. 2022)	8 Pierre-Luc Dubois (Dec. 2017)	11 Matt Calvert (8-3-11, Feb. 2011)

TOP GOALTENDING MONTHS

	WINS	GAA (MIN. 5 GP, 3 GP IN APRIL)	SV% (MIN. 5 GP, 3 GP IN APRIL/MAY)
October	7 Sergei Bobrovsky (2017)	1.25 Pascal Leclaire (2007)	.953 Pascal Leclaire (2007)
November	9 Sergei Bobrovsky (2016)	1.20 Mathieu Garon (2010)	.956 Mathieu Garon (2010)
December	12 Sergei Bobrovsky (2016)	1.41 Steve Mason (2008)	.950 Steve Mason (2008)
January	8 (2x) Elvis Merzlikins (2020)	1.56 Ron Tugnutt (2001)	.948 Elvis Merzlikins (2020)
February	8 Sergei Bobrovsky (2019)	2.09 Sergei Bobrovsky (2019)	.933 Joonas Korpisalo (2023)
March	10 Sergei Bobrovsky (2015)	1.09 Sergei Bobrovsky (2017)	.967 Sergei Bobrovsky (2017)
April	9 Sergei Bobrovsky (2013)	1.68 Joonas Korpisalo (2016)	.945 (2x) Joonas Korpisalo (2016)
May	1 Elvis Merzlikins (2021)	2.56 Elvis Merzlikins (2021)	.922 Elvis Merzlikins (2021)
Best Month Overall	12 Sergei Bobrovsky (Dec. 2016)	1.09 Sergei Bobrovsky (Mar. 2017)	.967 Sergei Bobrovsky (Mar. 2017)
	10 Sergei Bobrovsky (Mar. 2015)	1.20 Mathieu Garon (Nov. 2010)	.956 Mathieu Garon (Nov. 2010)
	9 (7x) Sergei Bobrovsky (Mar. 2019)	1.25 Pascal Leclair (Oct. 2007)	.953 Pascal Leclair (Oct. 2007)
		1.41 Steve Mason (Dec. 2008)	.950 Steve Mason (Dec. 2008)
		1.49 Sergei Bobrovsky (Mar. 2013)	.950 Sergei Bobrovsky (Mar. 2013)
	Shutouts		
Best Month Overall	4 Pascal Leclair (Oct. 2007), Sergei Bobrovsky (Mar. 2017), Sergei Bobrovsky (Mar. 2019)		



2022-23 FINAL STATS

GENERAL MANAGER: Jarmo Kekalainen | HEAD COACH: Brad Larsen | CAPTAIN: Boone Jenner

PLAYER	POS	GP	TOI	G	A	PTS	+/-	PIM	PP	SH	GW	OT	S	%
Johnny Gaudreau	L	80	19:25	21	53	74	-33	22	3	0	4	3	220	9.5
Patrik Laine	L	55	19:07	22	30	52	-12	16	8	0	1	0	184	12.0
Boone Jenner	C	68	20:12	26	19	45	-32	51	7	0	3	1	214	12.1
Jack Roslovic	C	77	16:27	11	33	44	-14	10	2	2	2	1	123	8.9
Kent Johnson *	C	79	14:31	16	24	40	-19	14	5	0	3	1	126	12.7
Kirill Marchenko *	R	59	16:11	21	4	25	-23	16	7	0	1	1	131	16.0
Eric Robinson	L	72	13:57	12	12	24	-21	6	0	0	1	0	98	12.2
Adam Boqvist	D	46	18:38	5	19	24	-12	8	0	0	1	0	68	7.4
Gustav Nyquist +	C	48	17:48	10	12	22	-11	16	0	2	2	0	97	10.3
Emil Bemstrom	R	55	12:07	7	15	22	-11	6	3	0	0	0	95	7.4
Sean Kuraly	C	71	15:04	11	9	20	-28	68	1	1	0	0	100	11.0
Mathieu Olivier	R	66	11:38	5	10	15	-20	81	0	0	1	0	75	6.7
Liam Foudy *	C	62	12:08	7	7	14	-26	8	0	0	0	0	67	10.4
Nick Blankenburg *	D	36	19:10	4	10	14	-16	16	0	0	1	0	50	8.0
Gavin Bayreuther	D	51	15:57	2	12	14	-18	23	0	0	0	0	61	3.3
Andrew Peeke	D	80	21:15	6	7	13	-41	22	0	0	1	0	90	6.7
Yegor Chinakhov	R	30	13:15	4	9	13	-6	10	1	0	0	0	44	9.1
Erik Gudbranson	D	70	21:18	1	12	13	-24	57	0	0	1	0	102	1.0
Marcus Bjork *	D	33	18:09	3	8	11	-9	42	1	0	0	0	34	8.8
Cole Sillinger	C	64	13:19	3	8	11	-23	22	2	0	0	0	93	3.2
Vladislav Gavrikov +	D	52	22:20	3	7	10	-8	30	0	0	2	0	61	4.9
Zach Werenski	D	13	23:36	3	5	8	-6	0	0	0	0	0	41	7.3
Jakub Voracek +	R	11	15:58	1	5	6	-7	0	1	0	0	0	17	5.9
Jake Bean	D	14	15:42	1	5	6	-2	6	0	0	0	0	16	6.3
Jake Christiansen *	D	24	15:13	0	4	4	-7	4	0	0	0	0	25	0.0
Justin Danforth	R	6	13:23	2	1	3	-3	4	0	0	0	0	10	20.0
Lane Pederson	C	VAN CBJ TOT	11 16 27	12:50 11:18 11:56	1 2 3	2 1 3	3 -4 6	15 11 26	0 0 0	0 0 0	0 0 0	0 0 0	15 12 27	6.7 16.7 11.1
Tim Berni *	D	59	16:58	1	2	3	-26	34	0	0	0	0	58	1.7
Hunter McKown *	C	12	12:14	0	2	2	-4	8	0	0	0	0	13	0.0
Tyler Angle *	C	2	11:29	1	0	1	-2	0	0	0	0	0	5	20.0
Joona Luoto *	L	7	12:28	1	0	1	-7	0	0	0	0	0	7	14.3
Trey Fix-Wolansky *	R	9	12:57	1	0	1	-5	0	0	0	0	0	19	5.3
Stanislav Svozil *	D	2	20:07	0	1	1	-3	2	0	0	0	0	3	0.0
Mikael Pyyhtia *	L	2	13:32	0	1	1	-2	2	0	0	0	0	2	0.0
Justin Richards *	C	2	10:48	0	1	1	-1	0	0	0	0	0	0	--
Brendan Gaunce	C	5	10:28	0	1	1	-1	2	0	0	0	0	9	0.0
Billy Sweezey	D	9	17:07	0	1	1	-3	9	0	0	0	0	3	0.0
Carson Meyer *	R	14	9:43	0	1	1	-2	6	0	0	0	0	17	0.0
Samuel Knazko *	D	2	15:39	0	0	0	0	0	0	0	0	0	0	--
David Jiricek *	D	4	18:04	0	0	0	-4	2	0	0	0	0	5	0.0
Josh Dunne *	C	8	9:58	0	0	0	-6	6	0	0	0	0	4	0.0
TOTALS		82		208	354	562	-500	654	41	5	24	7	2,399	8.7

GOALTENDERS	GP	MIN	W	L	OT	SO	GA	SA	SV	GAA	SV%	A	PTS	PIM
Joonas Korpisalo +	28	1,550:57	11	11	3	0	82	926	845	3.17	.913	0	0	0
Elvis Merzlikins	30	1,560:12	7	18	2	0	110	889	779	4.23	.876	1	1	4
Daniil Tarasov*	17	874:08	4	11	1	0	57	528	471	3.91	.892	1	1	0
Michael Hutchinson	16	755:27	2	6	3	0	54	432	379	4.29	.877	1	1	0
Jon Gillies	3	118:09	1	1	0	0	9	66	57	4.57	.864	0	0	0
Jet Greaves*	1	58:57	0	1	0	0	3	49	46	3.05	.939	0	0	0
TOTALS	82	4,929	25	48	9	0	328	2,903	2,575	4.00	.891	3	3	4

2022-23 SEASON NOTES

- ★ The Columbus Blue Jackets completed their 22nd NHL season with a 25-48-9 record (59 pts./360 pts. pct.). The club finished eighth in the Metropolitan Division, 16th in the Eastern Conference and 31st in the NHL
- ★ The Blue Jackets went 16-23-2 (47 pts./415) at home this season, scoring 113 goals (2.76 per game) and allowing 159 goals (3.88) in 41 games.
- ★ Columbus went 9-25-7 (25 pts./305) on the road this season, scoring 100 goals (2.44 per game) and allowing 170 goals (4.15) in 41 contests.
- ★ The Blue Jackets scored 213 goals in 82 games (not including SO goals), which was an average of 2.60 goals per game (30th, NHL).
- ★ Columbus converted 41-of-224 power play opportunities (18.3 percent), which ranked 26th in the NHL. The club was 22-of-112 at home (19.6 pct./22nd, NHL) and 19-of-112 on the road (17.0 pct./28th, NHL).
- ★ The Blue Jackets scored five shorthanded goals to rank 26th-T in the NHL. Columbus scored all five shorthanded goals at home (8th-T, NHL).
- ★ Columbus went 9-8 in games decided in overtime and 10-8-1 including outings decided in a shootout. The club was 6-1 at home (7-1-1 including shootouts) and 3-7 on the road (3-7-0 including shootouts)
- ★ Columbus drew 678,346 fans to 40 home games at Nationwide Arena (18,144), averaging 16,959 per game with 14 sellouts. The club posted the highest average attendance at Nationwide Arena since 2003-04 (17,369), while the 14 sellouts ranked second since 2003-04 (16), trailing only 2018-19 (15).
- ★ W Johnny Gaudreau led the Blue Jackets in assists, points, shots, power play points, overtime goals, game-winning goals and games played (tied) and finished third-T in goals with 21-53-74, 220 shots, 24 PPP, three OTG and four GWG in 80 games in his first season with the team
- ★ C Boone Jenner led the team in goals and ranked second-T in power play goals and third in points with 26-19-45 and seven power play goals in 68 contests.
- ★ LW Patrik Laine led the club in power play goals and points-per-game, ranked second in goals and points and finished third in assists despite missing 27 games due to injury as he finished with 22-30-52 and eight power play goals in 55 outings (.95 points-per-game).
- ★ RW Kirill Marchenko set franchise records for most goals and power play goals (tied) by a rookie while leading NHL rookies in PPG (tied) and finishing third in goals with 21-4-25, seven power play goals and three multi-goal games in 59 appearances.

RECORD BOOK



2021-22 FINAL STATS

GENERAL MANAGER: Jarmo Kekalainen | **HEAD COACH:** Brad Larsen | **CAPTAIN:** Boone Jenner

PLAYER	POS	GP	TOI	G	A	PTS	+/-	PIM	PP	SH	GW	OT	S	%
Jakub Voracek	R	79	17:28	6	56	62	-13	44	2	0	2	1	147	4.1
Oliver Bjorkstrand	R	80	17:57	28	29	57	-35	16	9	0	1	0	215	13.0
Patrik Laine	L	56	18:50	26	30	56	-7	24	5	0	7	3	167	15.6
Gustav Nyquist	C	82	17:50	18	35	53	-12	26	4	4	0	0	122	14.8
Zach Werenski	D	68	25:40	11	37	48	-15	22	4	0	2	0	216	5.1
Jack Roslovic	C	81	14:17	22	23	45	2	12	4	0	4	1	131	16.8
Boone Jenner	C	59	20:28	23	21	44	-11	22	8	0	3	0	160	14.4
Vladislav Gavrikov	D	80	22:17	5	28	33	-3	68	0	0	1	0	108	4.6
Max Domi +	C	53	13:25	9	23	32	2	37	0	0	0	0	77	11.7
Cole Sillinger *	C	79	13:42	16	15	31	-22	37	0	0	3	0	148	10.8
Sean Kuraly	C	77	15:52	14	16	30	2	61	0	0	0	0	121	11.6
Eric Robinson	L	67	13:54	10	17	27	-1	18	0	2	1	0	104	9.6
Jake Bean	D	67	20:34	7	18	25	-5	26	0	0	2	2	90	7.8
Adam Boqvist	D	52	17:03	11	11	22	-11	12	3	0	1	0	64	17.2
Alexandre Texier	C	36	14:36	11	9	20	0	12	0	1	0	0	59	18.6
Andrew Peeke	D	82	21:29	2	13	15	-14	60	0	0	0	0	72	2.8
Justin Danforth	R	45	12:34	10	4	14	-5	10	0	0	1	0	72	13.9
Yegor Chinakhov *	R	62	12:30	7	7	14	-27	16	1	0	1	0	98	7.1
Emil Bemstrom	C	41	10:31	6	5	11	-1	4	0	0	1	0	62	9.7
Dean Kukan	D	41	16:18	3	8	11	-2	16	0	0	0	0	41	7.3
Gabriel Carlsson	D	38	12:16	2	7	9	6	10	0	0	0	0	18	11.1
Gavin Bayreuther	D	43	13:03	0	8	8	0	22	0	0	0	0	44	0.0
Brendan Gaunce	C	30	8:06	5	2	7	2	12	0	0	0	0	44	11.4
Gregory Hofmann	C	24	12:30	2	5	7	6	8	0	0	2	0	33	6.1
Nick Blankenburg *	D	7	17:34	1	2	3	-3	4	1	0	1	0	13	7.7
Carson Meyer *	R	13	8:14	1	2	3	0	6	0	0	0	0	13	7.7
Kent Johnson *	C	9	12:27	0	3	3	2	2	0	0	0	0	5	0.0
Trey Fix-Wolansky *	R	6	6:17	1	1	2	-1	0	0	0	0	0	5	20.0
Jake Christiansen *	D	8	9:46	1	0	1	1	0	0	0	0	0	4	25.0
Scott Harrington	D	7	14:28	0	1	1	-4	6	0	0	0	0	5	0.0
Liam Foudy	C	1	11:51	0	0	0	-1	0	0	0	0	0	1	0.0
Kevin Stenlund	C	3	7:32	0	0	0	0	2	0	0	0	0	3	0.0
TOTALS		82		258	436	694	-170	615	41	7	33	7	2,462	10.5

GOALTENDERS	GP	MIN	W	L	OT	SO	GA	SA	SV	GAA	SV%	A	PTS	PIM
Daniil Tarasov *	4	175	0	2	0	0	7	111	104	2.40	.937	0	0	0
Elvis Merzlikins	59	3,320	27	23	7	2	178	1,920	1,742	3.22	.907	2	2	8
J-F Berube	6	306	3	2	0	0	21	209	188	4.12	.900	1	1	0
Joonas Korpi	22	1,128	7	11	0	0	78	634	556	4.15	.877	0	0	2
TOTALS	82	4,929	37	38	7	2	284	2,874	2,590	3.46	.901	3	3	10

+ Traded Player * Rookie

2021-22 SEASON NOTES

- ★ The Columbus Blue Jackets completed their 21st NHL season with a 37-38-7 record (81 pts./494). The club finished sixth in the Metropolitan Division, 10th in the Eastern Conference and 21st in the NHL.
- ★ The Blue Jackets went 21-15-5 (47 pts./573) at Nationwide Arena, scoring 139 goals (3.39 per game) and allowing 139 goals (3.39) in 41 games.
- ★ Columbus went 16-23-2 (34 pts./415) on the road, scoring 119 goals (2.90 per game) and allowing 158 goals (3.85) in 41 contests.
- ★ The Jackets scored a franchise-record 258 goals in 82 games (not including SO goals), which was an average of 3.15 goals per game (14th, NHL). The previous highest-scoring season in club history was 2018-19 (256 goals/3.12).
- ★ Columbus converted 41-of-220 power play opportunities (18.6 percent), which ranked 24th in the NHL. The club was 21-of-111 at home (18.9 pct./24th, NHL) and 20-of-109 on the road (18.4 pct./19th, NHL).
- ★ The Blue Jackets scored seven shorthanded goals, which ranked 12th-T in the NHL. Columbus scored five shorthanded goals at home (8th-T, NHL) and two shorthanded goals on the road (17th-T, NHL).
- ★ Columbus went 7-4 in games decided in overtime (11-4-3 including shootouts). The club was 3-5 at home (5-5-3 including shootouts) and 4-2 on the road (6-2-0 including shootouts).
- ★ The Blue Jackets drew 664,479 fans to 41 home games at Nationwide Arena (18,144), averaging 16,207 per game with six sellouts. The Mar. 5 game vs. Boston drew a crowd of 19,434, which was the largest for a game (regular season or playoffs) at Nationwide Arena in club history.
- ★ D Zach Werenski made his second NHL All-Star Game appearance (2018) and set career highs in assists, points and time on ice with 11-37-48 and 25:40 TOI in 68 games. He ranked sixth in the NHL in time on ice and led club blueliners in goals (tied), assists and points while his 48 points were the third-most by a CBJ defenseman in franchise history.
- ★ LW Patrik Laine finished at a point-per-game pace for the first time in his career with 26-30-56 in 56 games. He led the club in multi-point games (17) and power play goals (seven) and ranked second in goals and third in points. He recorded an 11-game points streak from Jan. 27-Feb. 24 (13-8-21), the third longest streak in franchise history, and ranked second in the League in goals and third-T in points from Jan. 27-Mar. 19 with 19-14-33 in 19 appearances.
- ★ RW Jakub Voracek returned to Columbus after a summer trade from Philadelphia and led the club in assists, points, primary assists and power play points with 6-56-62, 39 primary assists and 25 PPP in 79 games. He posted the second-most assists and primary assists in a single season in club history.
- ★ C Jack Roslovic set career highs with 22-23-45 in 81 appearances and ranked second on the club in game-winning goals (4), third in games and fourth in goals.
- ★ C Cole Sillinger was one of two 18-year-olds to make an opening day roster in the NHL and was the fourth-youngest player to make his NHL debut in a CBJ uniform when he skated in the season opener. He tied for the third-most goals and seventh-most points by a rookie in a single season in club history with 16-15-31 in 79 contests.



2020-21 FINAL STATS

GENERAL MANAGER: Jarmo Kekalainen | **HEAD COACH:** John Tortorella | **CAPTAIN:** Nick Foligno

PLAYER	POS	GP	TOI	G	A	PTS	+/-	PIM	PP	SH	GW	OT	S	%
Oliver Bjorkstrand	R	56	17:37	18	26	44	-15	23	2	0	0	0	143	12.6
Cam Atkinson	R	56	18:56	15	19	34	-16	4	1	4	2	0	158	9.5
Jack Roslovic	C	48	16:54	12	22	34	-11	14	4	0	1	0	85	14.1
Seth Jones	D	56	25:14:00	5	23	28	-18	26	2	0	1	1	141	3.6
Max Domi	C	54	15:13	9	15	24	-18	75	2	0	2	1	99	9.1
Patrik Laine	L	WPG	1	16:20	2	1	3	1	4	0	1	1	3	66.7
	L	CBJ	45	17:28	10	11	21	-29	21	4	0	0	79	12.7
	L	TOT	46	17:27	12	12	24	-28	25	4	0	1	82	14.6
Zach Werenski	D	35	24:22:00	7	13	20	-9	13	0	0	1	1	79	8.9
Eric Robinson	L	56	12:24	8	10	18	6	4	0	1	2	0	75	10.7
Boone Jenner	C	41	18:00	8	9	17	-9	6	1	1	0	0	79	10.1
Nick Foligno +	L	42	18:09	7	9	16	-3	28	1	0	0	0	73	9.6
Alexandre Texier	C	49	15:50	4	11	15	-13	22	0	0	0	0	75	5.3
Michael Del Zotto	D	53	17:53	4	9	13	5	8	0	0	0	0	77	5.2
Mikhail Grigorenko	C	32	13:45	4	8	12	-2	6	0	0	1	0	36	11.1
Vladislav Gavrikov	D	55	19:24	2	10	12	-13	14	0	0	1	0	48	4.2
Kevin Stenlund	C	32	12:32	5	5	10	-4	8	0	0	1	0	42	11.9
Riley Nash +	C	37	12:36	2	5	7	-1	4	0	0	1	0	40	5.0
David Savard +	D	40	19:38	1	5	6	-19	24	0	0	1	0	48	2.1
Emil Bemstrom	C	20	12:51	3	2	5	2	0	1	0	0	0	28	10.7
Dean Kukan	D	35	14:11	1	4	5	-3	10	0	0	0	0	29	3.5
Gabriel Carlsson	D	14	14:47	1	3	4	-6	4	0	0	0	0	14	7.1
Liam Foudy *	C	24	12:36	0	4	4	0	6	0	0	0	0	40	0.0
Zac Dalpe	C	12	10:37	2	1	3	-2	0	0	0	0	0	22	9.1
Scott Harrington	D	12	16:21	1	2	3	-3	6	0	0	0	0	8	12.5
Nathan Gerbe	C	9	11:07	1	2	3	0	2	0	0	0	0	9	11.1
Mikko Lehtonen	D	TOR	9	11:52	0	3	3	1	4	0	0	0	9	0.0
	D	CBJ	17	18:00	0	3	3	-3	4	0	0	0	24	0.0
	D	TOT	26	15:53	0	6	6	-2	8	0	0	0	33	0.0
Andrew Peeke *	D	11	17:09	0	3	3	-4	4	0	0	0	0	5	0.0
Mikko Koivu	C	7	12:28	1	1	2	-2	2	0	0	0	0	3	33.3
Pierre-Luc Dubois +	L	5	14:31	1	0	1	-2	2	0	0	1	0	7	14.3
Gavin Bayreuther	D	9	15:23	1	0	1	-1	7	0	0	0	0	16	6.3
Stefan Matteau	C	18	10:49	1	0	1	-4	9	0	0	0	0	15	6.7
Kole Sherwood *	R	6	10:21	0	1	1	-2	7	0	0	0	0	7	0.0
Josh Dunne *	C	6	10:23	0	0	0	-1	4	0	0	0	0	7	0.0
Ryan MacInnis *	C	16	9:58	0	0	0	-3	0	0	0	0	0	14	0.0
TOTALS		56		134	236	370	-203	367	18	6	15	3	1,625	8.2

GOALTENDERS	GP	MIN	W	L	OT	SO	GA	SA	SV	GAA	SV%	A	PTS	PIM
Elvis Merzlikins	28	1,497	8	12	5	2	69	825	756	2.77	.916	1	1	0
Joonas Korpisalo	33	1,747	9	13	7	0	96	904	808	3.30	.894	1	1	2
Matiss Kivlenieks *	2	123	1	1	0	0	7	71	64	3.40	.901	0	0	0
Veini Vehvilainen *+	1	11	0	0	0	0	1	4	3	5.63	.750	0	0	0
TOTALS	56	3,378	18	26	12	2	173	1,804	1,631	3.07	.904	2	2	2

+Traded Player * Rookie

2020-21 SEASON NOTES

- ★ The Columbus Blue Jackets completed their 20th NHL season with a 18-26-12 record (48 pts./429). The club finished eighth in the Central Division and 28th in the NHL.
- ★ The 2020-21 NHL campaign featured re-aligned divisions for one-season only and a 56-game season featuring all divisional play. The Blue Jackets were members of the Discover Central Division along with the Carolina Hurricanes, Chicago Blackhawks, Florida Panthers, Dallas Stars, Detroit Red Wings, Nashville Predators and Tampa Bay Lightning.
- ★ The Blue Jackets went 11-9-8 (30 pts./536) at Nationwide Arena this season, scoring 83 goals (2.96 per game) and allowing 90 goals (3.21) in 28 games.
- ★ Columbus went 7-17-4 (18 pts./321) on the road this season, scoring 51 goals (1.82 per game) and allowing 94 goals (3.36) in 28 contests.
- ★ The Jackets scored 134 goals in 56 games (not including SO goals), which was an average of 2.39 goals per game (28th-T, NHL).
- ★ Columbus converted 18-of-117 power play opportunities (15.4 percent), which ranked 27th in the NHL. The club was 13-of-68 at home (19.1 pct./22nd, NHL) and 5-of-49 on the road (10.2 pct./31st, NHL).
- ★ The Blue Jackets scored six shorthanded goals, which ranked sixth-T in the NHL. Columbus scored five shorthanded goals at home (1st-T, NHL) and one shorthanded goal on the road (16th-T, NHL).
- ★ Columbus went 3-9 in games decided in overtime (6-9-3 including shootouts). The club was 2-5 at home (4-5-3 including shootouts) and 1-4 on the road (2-4-0 including shootouts).
- ★ With COVID-19 protocols in place throughout the season, Columbus was able to start allowing a limited number of fans into the building for its 13th home game of the campaign on Mar. 2 vs. Detroit (1,953). The Blue Jackets drew 63,477 fans to their final 16 home contests at Nationwide Arena (18,144), averaging 3,967 per game.
- ★ RW Oliver Bjorkstrand skated in all 56 games for the Blue Jackets and led the club in goals, assists, points and multi-point efforts with 18-26-44, 23 PIM and 10 multi-point outings.
- ★ RW Cam Atkinson led the Blue Jackets in shots and finished second in goals and points (tied) with 15-19-34 and 158 shots while playing in all 56 games... Tied his career high and finished second-T in the NHL with four shorthanded goals.
- ★ Columbus native C Jack Roslovic was acquired via trade from Winnipeg on Jan. 21 and proceeded to set career highs in goals (tied), assists, points and shooting percentage with 12-22-34, 14 PIM and 14.1 shooting pct. in 48 appearances with the Blue Jackets.
- ★ D Seth Jones finished with 5-23-28 and 26 penalty minutes while playing in all 56 games this season, leading the club and ranking fifth in the NHL in time on ice (25:14).
- ★ Acquired along with C Jack Roslovic in a trade from the Jets, LW/RW Patrik Laine finished with 12-12-24 and 25 penalty minutes in 46 combined games between the two clubs.



GM	DATE	OPPONENT	RESULT	RECORD	SCORE	CBJ GOAL SCORERS	GWG	PP	PK	SF-SA	W/L GOALIE	ATTN
1.	1/14	at NSH	L	00-01-00	1-3	38	Forsberg	0-2	3-3	30-35	Saros/Korpisalo	0
2.	1/16	at NSH	L	00-02-00	2-5	71,42	Richardson	0-2	3-3	44-33	Saros/Merzlikins	0
3.	1/18	at DET	W	01-02-00	3-2	28,42,18	Dubois	0-1	2-2	29-37	Korpisalo/Greiss	0
4.	1/19	at DET	OTL	01-02-01	2-3	38,42	Bertuzzi	0-2	0-1	24-27	Pickard/Merzlikins	0
5.	1/21	TBL	OTL	01-02-02	2-3	28,71p	Point	1-4	1-1	25-37	Vasilevskiy/Korpisalo	0
6.	1/23	TBL	W	02-02-02	5-2	71,25,44,8,50	Govrikov	0-2	2-3	28-32	Merzlikins/Vasilevskiy	0
7.	1/26	FLA	SOL	02-02-03	3-4	11,42,13s	Hornqvist	0-6	3-3	22-31	Bobrovsky/Korpisalo	0
8.	1/28	FLA	SOW	03-02-03	3-2	9,16p,42x	Texier	1-3	1-1	31-35	Merzlikins/Driedger	0
9.	1/29	at CHI	W	04-02-03	2-1	28p,50	Robinson	1-2	2-3	27-32	Korpisalo/Lankinen	0
10.	1/31	at CHI	L	04-03-03	1-3	38	Suter	0-2	2-2	33-36	Lankinen/Merzlikins	0
11.	2/2	DAL	L	04-04-03	3-6	3p,25,46	Gurianov	1-3	1-3	26-33	Oettinger/Korpisalo	0
12.	2/4	DAL	W	05-04-03	4-3	28,96,29,13	Atkinson	0-3	2-3	25-28	Korpisalo/Khudobin	0
13.	2/7	CAR	L	05-05-03	5-6	29p,20,71,16,29	Hamilton	1-5	1-2	22-26	Reimer/Korpisalo	0
14.	2/8	CAR	W	06-05-03	3-2	4,13s,96	Roslovic	0-1	1-1	22-24	Korpisalo/Nedeljkovic	0
15.	2/11	at CHI	W	07-05-03	6-5	13s,96p,38p,96,15,11	Stenlund	2-3	1-2	43-26	Korpisalo/Lankinen	0
16.	2/13	at CHI	OTL	07-05-04	2-3	29,13	DeBrincat	0-1	2-2	31-31	Lankinen/Korpisalo	0
17.	2/15	at CAR	L	07-06-04	3-7	13,38,11	Teravainen	0-3	0-2	40-34	Reimer/Korpisalo	0
18.	2/18	NSH	W	08-06-04	3-0	13,16,50	Atkinson	0-0	1-1	22-32	Merzlikins/Saros	0
19.	2/20	NSH	L	08-07-04	2-4	38s,53	Jarnkrok	0-1	3-4	23-45	Rinne/Merzlikins	0
20.	2/23	CHI	SOL	08-07-05	5-6	13,29p,29p,28p,28	DeBrincat	3-4	2-4	30-34	Lankinen/Korpisalo	0
21.	2/25	CHI	L	08-08-05	0-2	-	Kane	0-2	1-1	26-27	Subban/Korpisalo	0
22.	2/27	at NSH	L	08-09-05	1-2	13	Ekholm	0-3	4-4	30-33	Saros/Korpisalo	0
23.	2/28	at NSH	L	08-10-05	1-3	11	Tolvanen	0-3	0-1	29-29	Saros/Korpisalo	0
24.	3/2	DET	W	09-10-05	4-1	13s,20,96p,38	Nash	1-5	2-3	36-20	Korpisalo/Bernier	1,953
25.	3/4	at DAL	W	10-10-05	3-2	38,28,50	Robinson	0-2	2-2	22-24	Korpisalo/Khudobin	4,112
26.	3/6	at DAL	L	10-11-05	0-5	-	Dickinson	0-3	4-5	21-26	Oettinger/Korpisalo	4,203
27.	3/9	FLA	L	10-12-05	2-4	15,28	Tippett	0-3	2-4	40-33	Bobrovsky/Korpisalo	3,448
28.	3/11	FLA	OTL	10-12-06	4-5	28,28,29p,16	Vatrano	1-3	2-3	32-32	Bobrovsky/Merzlikins	3,739
29.	3/13	DAL	OTW	11-12-06	4-3	16,13,71,8	Werenski	0-0	0-0	26-30	Merzlikins/Oettinger	4,160
30.	3/14	DAL	SOL	11-12-07	1-2	8	Radulov	0-1	1-1	30-35	Oettinger/Korpisalo	3,992
31.	3/18	at CAR	OTW	12-12-07	3-2	3,11,3	Jones	0-1	2-3	28-27	Korpisalo/Nedeljkovic	2,924
32.	3/20	at CAR	SOW	13-12-07	3-2	28,3,28x	Bjorkstrand	0-2	2-2	31-37	Merzlikins/Reimer	2,924
33.	3/22	CAR	L	13-13-07	0-3	-	Skjei	0-3	2-2	19-28	Nedeljkovic/Korpisalo	3,829
34.	3/25	CAR	OTL	13-13-08	3-4	8,13p,28	Aho	1-3	2-2	36-33	Nedeljkovic/Korpisalo	4,033
35.	3/27	at DET	L	13-14-08	1-3	71	Fabbri	0-2	3-3	22-34	Pickard/Merzlikins	0
36.	3/28	at DET	L	13-15-08	1-4	96	Rasmussen	0-1	1-1	17-29	Pickard/Merzlikins	0
37.	3/30	at TBL	W	14-15-08	3-1	28,58,13	Savard	0-0	1-1	21-38	Merzlikins/McElhinney	3,800
38.	4/1	at TBL	L	14-16-08	2-3	8,50	Point	0-1	2-3	38-34	Vasilevskiy/Merzlikins	3,800
39.	4/3	at FLA	L	14-17-08	2-5	28,8	Wennberg	0-1	4-4	46-39	Bobrovsky/Merzlikins	4,375
40.	4/4	at FLA	L	14-18-08	0-3	-	Barkov	0-3	1-1	32-35	Driedger/Korpisalo	4,069
41.	4/6	TBL	W	15-18-08	4-2	26,96,16p,71	Domi	1-5	4-4	30-38	Korpisalo/Vasilevskiy	4,080
42.	4/8	TBL	L	15-19-08	4-6	15,96,8,16	Colton	0-2	3-4	36-30	Vasilevskiy/Merzlikins	4,143
43.	4/10	CHI	L	15-20-08	3-4	15,13,29	Strome	0-1	4-5	26-28	Lankinen/Merzlikins	4,502
44.	4/12	CHI	OTL	15-20-09	3-4	23,29,29	Hagel	0-0	2-3	33-34	Lankinen/Korpisalo	4,093
45.	4/15	at DAL	L	15-21-09	1-4	96	Heiskanen	0-1	1-1	18-31	Oettinger/Merzlikins	4,201
46.	4/17	at DAL	L	15-22-09	1-5	44	Gurianov	0-1	3-3	22-32	Oettinger/Korpisalo	5,643
47.	4/19	at FLA	L	15-23-09	2-4	28,26	Gudas	0-2	2-2	36-39	Bobrovsky/Merzlikins	4,041
48.	4/20	at FLA	L	15-24-09	1-5	96p	Bennett	1-1	2-2	34-33	Knight/Korpisalo	4,132
49.	4/22	at TBL	L	15-25-09	1-3	3p	Palat	1-1	3-3	25-28	McElhinney/Merzlikins	4,200
50.	4/25	at TBL	OTL	15-25-10	3-4	25,50,50	Hedman	0-1	3-4	22-34	Vasilevskiy/Merzlikins	4,200
51.	4/27	DET	SOW	16-25-10	1-0	29x	Laine	0-2	1-1	33-41	Merzlikins/Greiss	4,316
52.	5/1	at CAR	OTL	16-25-11	1-2	16	Hamilton	0-2	1-1	32-33	Nedeljkovic/Merzlikins	4,987
53.	5/3	NSH	OTL	16-25-12	3-4	52,52,52p	Josi	1-3	3-4	32-38	Saros/Merzlikins	4,210
54.	5/5	NSH	W	17-25-12	4-2	96p,28,25,28	Grigorenko	1-2	1-1	27-32	Merzlikins/Saros	4,084
55.	5/7	DET	L	17-26-12	2-5	7,24	Vrana	0-1	1-2	24-36	Greiss/Kivlenieks	4,402
56.	5/8	DET	OTW	18-26-12	5-4	13,28,50s,96,16	Domi	0-0	0-1	36-37	Kivlenieks/Pickard	4,493



2019-20 FINAL STATS

GENERAL MANAGER: Jarmo Kekalainen | **HEAD COACH:** John Tortorella | **CAPTAIN:** Nick Foligno

PLAYER	POS	GP	TOI	G	A	PTS	+/-	PIM	PP	SH	GW	OT	S	%
Pierre-Luc Dubois	C	70	17:56	18	31	49	-2	49	1	0	4	2	158	11.4
Gustav Nyquist	C	70	18:02	15	27	42	4	16	3	1	3	1	151	9.9
Zach Werenski	D	63	23:59	20	21	41	9	10	5	1	4	2	187	10.7
Oliver Bjorkstrand	R	49	17:56	21	15	36	8	12	3	0	5	0	162	13.0
Nick Foligno	L	67	18:40	10	21	31	-3	62	2	0	1	0	131	7.6
Seth Jones	D	56	25:17:00	6	24	30	10	20	2	0	0	0	126	4.8
Cam Atkinson	R	44	17:51	12	14	26	2	6	3	0	2	1	148	8.1
Boone Jenner	C	70	18:07	11	13	24	-14	36	2	0	1	0	179	6.1
Alexander Wennberg	C	57	16:41	5	17	22	-5	16	1	0	1	0	72	6.9
Emil Bemstrom *	C	56	12:16	10	10	20	-10	8	5	0	4	1	97	10.3
Sonny Milano +	L	46	12:38	5	13	18	-5	22	0	0	1	0	64	7.8
Vladislav Gavrikov *	D	69	18:59	5	13	18	1	18	0	0	1	0	81	6.2
Riley Nash	C	64	11:51	5	9	14	6	10	0	1	1	0	64	7.8
Alexandre Texier *	C	36	12:45	6	7	13	3	10	0	0	1	1	49	12.2
Eric Robinson *	L	50	10:57	7	5	12	10	12	0	0	3	0	69	10.1
Devin Shore	C	ANA 39	11:59	4	6	10	-8	8	0	0	1	0	47	8.5
		CBJ 6	9:25	1	1	2	-2	0	0	0	0	0	3	33.3
		TOT 45	11:39	5	7	12	-10	8	0	0	1	0	50	10.0
David Savard	D	68	20:41	0	11	11	-3	35	0	0	0	0	97	0.0
Kevin Stenlund *	C	32	13:59	6	4	10	2	8	3	0	1	0	57	10.5
Nathan Gerbe	C	30	13:45	4	6	10	-7	22	0	0	0	0	55	7.3
Markus Nutivaara	D	37	15:55	3	6	9	2	4	0	0	0	0	47	6.4
Ryan Murray	D	27	19:57	2	7	9	-9	4	0	0	0	0	32	6.3
Scott Harrington	D	39	13:57	1	7	8	-3	16	0	0	0	0	37	2.7
Jakob Lilja	L	37	9:54	2	3	5	5	2	0	0	0	0	23	8.7
Dean Kukan	D	33	15:58	1	4	5	-9	12	1	0	0	0	51	2.0
Josh Anderson	R	26	16:04	1	3	4	-8	17	0	0	0	0	63	1.6
Stefan Matteau	C	9	12:22	2	1	3	0	5	0	0	0	0	18	11.1
Andrew Peeke *	D	22	13:51	1	2	3	1	4	0	0	0	0	23	4.3
Liam Foudy *	C	2	14:13	0	1	1	1	0	0	0	0	0	3	0.0
Ryan MacInnis *	C	10	9:21	0	1	1	1	0	0	0	0	0	13	0.0
Marko Dano	L	3	7:10	0	0	0	-1	2	0	0	0	0	2	0.0
Calvin Thurkauf *	C	3	8:15	0	0	0	0	0	0	0	0	0	1	0.0
Kole Sherwood *	R	3	6:38	0	0	0	0	2	0	0	0	0	6	0.0
Gabriel Carlsson *	D	6	10:53	0	0	0	-1	2	0	0	0	0	3	0.0
TOTALS		70		180	297	477	-17	442	31	3	33	8	2,272	7.9

GOALTENDERS	GP	MIN	W	L	OT	SO	GA	SA	SV	GAA	SV%	A	PTS	PIM
Elvis Merzlikins *	33	1,815	13	9	8	5	71	919	848	2.35	.923	0	0	0
Joonas Korpisalo	37	2,126	19	12	5	2	92	1,030	938	2.60	.911	1	1	0
Matiss Kivlenieks *	6	285	1	1	2	0	14	137	123	2.95	.898	0	0	0
TOTALS	70	4,226	33	22	15	7	177	2,086	1,909	2.51	.915	1	1	0

+Traded Player * Rookie

2019-20 SEASON NOTES

- ★ The 2019-20 National Hockey League season was paused on March 12 due to the COVID-19 pandemic and the regular season was declared complete through games played on March 12. The Blue Jackets completed their 19th season in the National Hockey League with a 33-22-15 record (81 pts.). Based on points percentage, the club finished sixth in the Metropolitan Division, ninth in the Eastern Conference and 14th overall in the NHL. The 2019-20 campaign marked the fourth-best by points percentage in club history.
- ★ The club qualified for the Stanley Cup Playoffs for the fourth consecutive season for the first time in franchise history. Columbus is one of just three teams to earn a Stanley Cup playoff berth in each of the past four seasons (Washington-6, Boston-4).
- ★ Following a pause to the season, the NHL returned to complete the Stanley Cup Playoffs in bubbles in Toronto and Edmonton. The Blue Jackets earned a 3-2 series victory over the Toronto Maple Leafs in the Eastern Conference Qualifying Series before falling to the eventual Stanley Cup winners Tampa Bay Lightning, 4-1, in the Eastern Conference Quarterfinals.
- ★ The Jackets went 20-12-4 (44 pts.) at Nationwide Arena, scoring 94 goals (2.61 per game) and allowing 82 (2.28 per game) in 36 games.
- ★ The Blue Jackets posted a 13-10-11 record (37 pts.) on the road, scoring 86 goals (2.53 per game) and allowing 101 (2.97 per game) in 34 contests.
- ★ Columbus scored 180 goals in 70 games to average 2.57 goals-per-game during the season (27th-T in NHL) and allowed 183 goals in 70 games to average 2.61 goals-against per-game (3rd-T in NHL).
- ★ The team converted 31-of-189 power play opportunities (16.4 percent), which ranked 27th in the NHL. The Blue Jackets successfully killed off 138-of-169 opponent power plays (81.7 percent), which ranked 12th in the League.
- ★ The club finished 8-11 in games decided by overtime and 8-11-4 including shootouts.
- ★ Zach Werenski set a new single-season franchise record for goals by a defenseman and became the first Blue Jacket to lead all NHL blueliners in goals with 20, tallying 20-21-41 in 63 games. He was one of eight current NHL defensemen to have scored 20 goals in a campaign.
- ★ Defenseman Seth Jones was selected to play in his fourth consecutive All-Star Game and registered 6-24-30 in 56 games. He led the club and ranked seventh in the NHL in time on ice (25:17) and led CBJ in plus/minus (tied).
- ★ Third-year center Pierre-Luc Dubois led the Blue Jackets in assists and points with 18-31-49 and 49 penalty minutes. He also ranked second on the club in game-winning goals (4, tied), multi-point games (9) and penalty minutes.
- ★ Despite a shortened season and missing 21 games due to injury, right wing Oliver Bjorkstrand led the club in goals and posted his second-straight 20-goal campaign with 21-15-36 in 49 outings. He led the team in game-winning goals (5), multi-goal games (4), multi-point games (11) and shooting percentage (13.0). He racked up 14-6-20 in his final 17 games of the season, leading the League in goals-per-game (0.82) from Dec. 16-Mar. 12.
- ★ Goaltenders Joonas Korpisalo and Elvis Merzlikins split goaltending duties and helped the club rank third-T in the NHL with a team 2.61 goals-against average. Korpisalo was selected to appear in his first NHL All-Star Game while Merzlikins was named to the NHL's All-Rookie Team after leading league rookies in shutouts, GAA and SV% (min. 15 GP).

2019-20 RESULTS



GM	DATE	OPPONENT	RESULT	RECORD	SCORE	CBJ GOAL SCORERS	GWG	PP	PK	SF-SA	W/L GOALIE	ATTN
1.	10/4	TOR	L	00-01-00	1-4	13p	Ceci	1-5	3-5	29-29	Andersen/Korpisalo	18,776+
2.	10/5	at PIT	L	00-02-00	2-7	8,14	McCann	0-1	3-4	30-40	Murray/Merzlikins	18,595
3.	10/7	BUF	OTW	01-02-00	4-3	28,13p,71p,42	Texier	2-3	2-4	44-18	Korpisalo/Ullmark	14,618
4.	10/11	ANA	L	01-03-00	1-2	18	Fowler	0-3	1-1	27-23	Miller/Korpisalo	15,368
5.	10/12	at CAR	W	02-03-00	3-2	65,28,18	Dubois	0-3	3-3	35-32	Korpisalo/Reimer	16,224
6.	10/16	DAL	W	03-03-00	3-2	8,10,22	Milano	0-3	2-2	35-32	Korpisalo/Bishop	14,683
7.	10/18	at CHI	OTL	03-03-01	2-3	18,65	Toews	0-4	3-4	39-33	Lehner/Merzlikins	21,518
8.	10/19	NYI	OTL	03-03-02	2-3	3,38	Nelson	0-1	0-0	36-34	Greiss/Korpisalo	15,276
9.	10/21	at TOR	OTW	04-03-02	4-3	20s,18,10p,14	Nyquist	1-5	2-2	38-31	Korpisalo/Andersen	18,898
10.	10/24	CAR	OTW	05-03-02	4-3	42,27,22,13	Atkinson	0-2	3-3	31-24	Korpisalo/Mrazek	15,398
11.	10/26	at PHI	L	05-04-02	4-7	38,18,38,77	Hayes	0-5	2-4	26-46	Elliott/Korpisalo	17,840
12.	10/30	EDM	L	05-05-02	1-4	8p	Draisaitl	1-3	4-5	24-31	Smith/Korpisalo	14,193
13.	11/1	at STL	OTL	05-05-03	3-4	18,22,28p	Perron	1-3	2-4	30-27	Binnington/Merzlikins	18,096
14.	11/2	CGY	L	05-06-03	0-3	-	Monahan	0-3	2-2	43-29	Rittich/Korpisalo	15,618
15.	11/5	VGK	L	05-07-03	1-2	38	Smith	0-4	3-3	30-25	Fleury/Korpisalo	15,435
16.	11/7	at ARI	W	06-07-03	3-2	14,52p,28	Bjorkstrand	1-4	3-3	33-32	Korpisalo/Kuemper	12,115
17.	11/9	at COL	L	06-08-03	2-4	52p,8	Makar	1-4	1-2	41-36	Francoz/Korpisalo	18,070
18.	11/12	at MTL	SOL	06-08-04	2-3	50,8	Drouin	0-3	2-2	35-32	Price/Merzlikins	20,758
19.	11/15	STL	OTW	07-08-04	3-2	44,18,8p	Werenski	1-3	2-3	39-27	Korpisalo/Allen	18,505+
20.	11/19	MTL	W	08-08-04	5-2	50,18,52,38p,18	Bemstrom	1-2	2-2	26-32	Korpisalo/Price	14,118
21.	11/21	DET	W	09-08-04	5-4	42,13p,28p,38,50	Robinson	2-5	3-3	37-26	Korpisalo/Howard	14,417
22.	11/23	at WPG	L	09-09-04	3-4	18p,3p,14p	Copp	3-5	3-3	35-31	Hellebuyck/Merzlikins	15,325
23.	11/25	OTT	W	10-09-04	1-0	28	Bjorkstrand	0-3	2-2	19-25	Korpisalo/Anderson	14,730
24.	11/27	PHI	L	10-10-04	2-3	71,3	Giroux	0-1	4-5	30-22	Elliott/Korpisalo	14,975
25.	11/29	PIT	W	11-10-04	5-2	14,71,14p,71p,14	Nyquist	2-4	4-4	30-31	Korpisalo/Jary	17,402
26.	11/30	at NYI	L	11-11-04	0-2	-	Lee	0-1	0-0	39-27	Greiss/Merzlikins	13,433
27.	12/3	ARI	L	11-12-04	2-4	46p,42	Crouse	1-3	0-1	35-28	Kuemper/Korpisalo	14,455
28.	12/5	NYR	L	11-13-04	2-3	13,3	Panarin	0-5	1-2	47-19	Georgiev/Korpisalo	15,785
29.	12/7	at FLA	L	11-14-04	1-4	44	Brown	0-3	3-4	34-27	Bobrovsky/Merzlikins	11,640
30.	12/9	at WSH	W	12-14-04	5-2	13,27,20,28,13	Nash	0-5	3-3	38-39	Korpisalo/Holtby	18,573
31.	12/12	at PIT	OTL	12-14-05	0-1	-	Rust	0-1	2-3	17-32	Jarry/Korpisalo	18,415
32.	12/14	at OTT	OTL	12-14-06	3-4	13,42,42	Duclair	0-4	2-3	41-27	Nilsson/Korpisalo	11,020
33.	12/16	WSH	W	13-14-06	3-0	50,28,28	Robinson	0-2	4-4	21-30	Korpisalo/Holtby	16,602
34.	12/17	at DET	W	14-14-06	5-3	13,28,11p,18,14	Dubois	1-2	2-3	39-21	Korpisalo/Bernier	17,639
35.	12/19	LAK	OTW	15-14-06	3-2	8p,38,18	Dubois	1-4	2-2	28-25	Korpisalo/Campbell	17,117
36.	12/21	NJD	W	16-14-06	5-1	28,28,44,8s,14s	Bjorkstrand	0-5	3-3	40-22	Korpisalo/Senn	17,188
37.	12/23	at NYI	W	17-14-06	3-2	11p,24,44	Gavrikov	1-2	2-2	35-37	Korpisalo/Greiss	13,917
38.	12/27	at WSH	OTL	17-14-07	1-2	15	Oshie	0-2	4-5	28-36	Samsonov/Korpisalo	18,573
39.	12/29	CHI	SOL	17-14-08	2-3	20,18	Kane	0-3	4-5	33-30	Lehner/Merzlikins	18,544+
40.	12/31	FLA	W	18-14-08	4-1	8,38p,8,8	Jenner	1-3	2-2	28-37	Merzlikins/Bobrovsky	18,977+
41.	1/2	at BOS	OTW	19-14-08	2-1	22,18	Dubois	0-2	1-2	33-26	Merzlikins/Rask	17,850
42.	1/4	SJS	L	19-15-08	2-3	8,8	Labanc	0-2	1-1	23-28	Dell/Merzlikins	18,874+
43.	1/6	at LAK	W	20-15-08	4-2	24,4,11,14	Stenlund	0-1	0-0	24-37	Merzlikins/Quick	14,964
44.	1/7	at ANA	W	21-15-08	4-3	50,24,8p,8	Werenski	1-3	2-2	27-40	Merzlikins/Miller	16,153
45.	1/9	at SJS	L	21-16-08	1-3	22	Thornton	0-2	2-3	31-33	Dell/Merzlikins	17,085
46.	1/11	at VGK	W	22-16-08	3-0	52p,18,10	Bemstrom	1-2	3-3	22-27	Merzlikins/Fleury	18,400
47.	1/14	BOS	W	23-16-08	3-0	10,11p,20	Wennberg	1-2	4-4	27-34	Merzlikins/Halak	17,349
48.	1/16	CAR	W	24-16-08	3-2	52,13,71	Foligno	0-2	1-1	18-34	Merzlikins/Mrazek	17,900
49.	1/18	NJD	W	25-16-08	5-0	13,13,15,71,10	Atkinson	0-2	3-3	31-41	Merzlikins/Schneider	18,680+
50.	1/19	at NYR	W	26-16-08	2-1	28,28	Bjorkstrand	0-1	0-0	31-32	Kivlenieks/Shesterkin	17,423
51.	1/22	WPG	W	27-16-08	4-3	3,28,14p,28	Bjorkstrand	1-1	1-2	29-30	Merzlikins/Brossoit	18,425+
52.	2/1	at BUF	OTL	27-16-09	1-2	28	Eichel	0-2	0-0	23-24	Hutton/Kivlenieks	17,650
53.	2/2	at MTL	W	28-16-09	4-3	44,18,18,14	Nyquist	0-2	2-2	27-30	Merzlikins/Price	21,302
54.	2/4	FLA	OTW	29-16-09	1-0	8	Werenski	0-1	2-2	45-32	Merzlikins/Bobrovsky	17,811
55.	2/7	DET	W	30-16-09	2-0	8,38	Werenski	0-3	2-2	44-16	Merzlikins/Howard	18,978+
56.	2/8	COL	L	30-17-09	1-2	3p	MacKinnon	1-5	2-2	32-22	Grubauer/Merzlikins	19,022+
57.	2/10	TBL	OTL	30-17-10	1-2	28	Kucherov	0-3	3-3	32-30	McElhinney/Merzlikins	17,131
58.	2/13	at BUF	OTL	30-17-11	3-4	24,38,65	Olofsson	0-1	0-1	31-27	Hutton/Kivlenieks	16,923
59.	2/14	NYR	L	30-18-11	1-3	28	Kreider	0-2	3-3	37-28	Georgiev/Merzlikins	18,888+
60.	2/16	at NJD	SOL	30-18-12	3-4	2,8,11	Bratt	0-2	0-0	55-26	Blackwood/Merzlikins	16,514
61.	2/18	at PHI	L	30-19-12	1-5	28p	Couturier	1-3	0-1	29-15	Hart/Merzlikins	18,273
62.	2/20	PHI	OTL	30-19-13	3-4	28,71,23	Hayes	0-3	0-1	31-33	Elliott/Merzlikins	18,365+
63.	2/22	at NSH	SOL	30-19-14	3-4	38,50,52p	Grimaldi	1-2	1-1	43-36	Saros/Merzlikins	17,549
64.	2/24	OTT	OTW	31-19-14	4-3	71,71,23,52	Bemstrom	0-1	0-1	45-33	Korpisalo/Hogberg	17,518
65.	2/25	at MIN	L	31-20-14	4-5	71,52,18,8	Fiala	0-2	1-1	28-40	Stalock/Kivlenieks	17,057
66.	2/28	MIN	L	31-21-14	0-5	-	Eriksson Ek	0-2	2-3	24-26	Stalock/Korpisalo	18,955+
67.	3/1	VAN	W	32-21-14	5-3	11,20,8p,52p,14	Bemstrom	2-2	2-3	35-39	Korpisalo/Domingue	18,378+
68.	3/4	at CGY	OTL	32-21-15	2-3	74,14	Brodie	0-1	1-1	22-37	Talbot/Korpisalo	18,696
69.	3/7	at EDM	L	32-22-15	1-4	14	Jones	0-3	1-1	46-24	Koskinen/Korpisalo	17,085
70.	3/8	at VAN	W	33-22-15	2-1	52,50	Robinson	0-2	3-3	22-27	Merzlikins/Demko	18,871
71.	3/12	PIT										
72.	3/14	NSH										
73.	3/16	at BOS										
74.	3/19	WSH										
75.	3/21	at TOR										
76.	3/23	at NJD										
77.	3/24	at NYR										
78.	3/27	at TBL										
79.	3/28	at DAL										
80.	3/30	NYI										
81.	4/2	TBL										
82.	4/3	at CAR										

GAMES CANCELLED DUE TO COVID-19 PANDEMIC - SEASON DECLARED FINAL

+ Home Sellout



2018-19 FINAL STATS

GENERAL MANAGER: Jarmo Kekalainen | **HEAD COACH:** John Tortorella | **CAPTAIN:** Nick Foligno

PLAYER	POS	GP	TOI	G	A	PTS	+/-	PIM	PP	SH	GW	OT	S	S%	
Artemi Panarin	LW	79	19:51	28	59	87	14	23	6	0	8	4	191	14.7	
Matt Duchene	C	OTT	50	19:15	27	31	58	2	6	5	0	1	0	126	21.4
		CBJ	23	17:57	4	8	12	-1	2	1	0	0	0	46	8.7
		TOT	73	18:50	31	39	70	-3	8	6	0	1	0	172	18.0
Cam Atkinson	RW	80	19:23	41	28	69	3	20	8	4	8	0	295	13.9	
Pierre-Luc Dubois	C	82	17:43	27	34	61	16	64	2	0	5	1	174	15.5	
Ryan Dzingel	C	OTT	57	17:45	22	22	44	-13	29	4	0	4	2	133	16.5
		CBJ	21	14:16	4	8	12	4	0	1	0	1	0	26	15.4
		TOT	78	16:49	26	30	56	-9	29	5	0	5	2	159	16.4
Josh Anderson	RW	82	17:01	27	20	47	25	60	3	2	5	0	230	11.7	
Seth Jones	D	75	25:49	9	37	46	1	28	0	0	4	3	184	4.9	
Zach Werenski	D	82	22:54	11	33	44	-12	18	2	0	1	0	168	6.5	
Boone Jenner	C	77	17:04	16	22	38	6	42	1	1	3	0	170	9.4	
Oliver Bjorkstrand	RW	77	12:20	23	13	36	8	8	3	0	1	0	161	14.3	
Nick Foligno	LW	73	17:42	17	18	35	12	44	2	0	2	0	141	12.1	
Ryan Murray	D	56	21:26	1	28	29	20	10	0	0	0	0	71	1.4	
Alexander Wennberg	C	75	15:05	2	23	25	-1	12	1	1	0	0	64	3.1	
David Savard	D	82	19:45	8	16	24	19	36	0	0	1	0	124	6.5	
Markus Nutivaara	D	80	17:41	5	16	21	3	6	0	0	1	0	99	5.1	
Anthony Duclair +	LW	53	12:19	11	8	19	-3	12	4	0	2	0	92	12.0	
Scott Harrington	D	73	13:03	2	15	17	6	23	0	0	0	0	54	3.7	
Brandon Dubinsky	C	61	12:21	6	8	14	-16	36	0	0	0	0	63	9.5	
Riley Nash	C	78	10:50	3	9	12	-8	19	0	0	1	0	79	3.8	
Markus Hannikainen	LW	44	9:29	4	3	7	-5	2	0	0	1	0	52	7.7	
Adam McQuaid	D	NYR	36	17:28	2	3	5	3	33	0	0	0	19	10.5	
		CBJ	14	11:25	1	1	2	-1	9	0	0	1	0	9	11.1
		TOT	50	15:47	3	4	7	2	42	0	0	1	0	28	10.7
Lukas Sedlak	C	47	9:00	4	2	6	-5	10	0	0	0	0	43	9.3	
Dean Kukan	D	25	13:28	0	5	5	6	6	0	0	0	0	16	0.0	
Alexandre Texier *	C	2	12:46	1	0	1	3	0	0	0	0	0	6	16.7	
Sonny Milano	LW	8	8:19	1	0	1	0	0	0	0	0	0	5	20.0	
Zac Dalpe	C	1	9:01	0	1	1	1	0	0	0	0	0	1	0.0	
Gabriel Carlsson *	D	1	9:21	0	0	0	-1	2	0	0	0	0	1	0.0	
Mark Letestu	C	2	9:20	0	0	0	-1	0	0	0	0	0	1	0.0	
Kole Sherwood *	RW	2	9:14	0	0	0	0	0	0	0	0	0	2	0.0	
Adam Clendening	D	4	10:39	0	0	0	1	0	0	0	0	0	3	0.0	
Kevin Stenlund *	C	4	10:58	0	0	0	0	4	0	0	0	0	3	0.0	
Eric Robinson *	LW	13	11:50	0	0	0	-4	0	0	0	0	0	18	0.0	
TOTALS		82		256	415	671	90	496	34	8	45	8	2,592	9.9	

GOALTENDERS	GP	MIN	W	L	OT	SO	GA	SA	SV	GAA	SV%	A	PTS	PIM
Sergei Bobrovsky	62	4,557	37	24	1	9	153	1,756	1,603	2.58	.913	0	0	2
Joonas Korpi	27	1,361	10	7	3	0	67	584	897	2.96	.897	0	0	0
TOTALS	82	5,918	47	31	4	9	220	2,340	2,500	2.23	.936	0	0	2

+Traded Player * Rookie

2018-19 SEASON NOTES

- ★ Completed their 18th season in the National Hockey League with a 47-31-4 record (98 pts.), finishing fifth in the Metropolitan Division, eighth in the Eastern Conference and 13th overall in the NHL. The season marked the second-best regular season in club history, trailing only 2016-17's 50-24-8 (108 pts.) campaign.
- ★ The club qualified for the Stanley Cup Playoffs for the third consecutive season for the first time in franchise history. Columbus is one of just seven teams to earn a playoff berth in each of the past three seasons.
- ★ The Blue Jackets advanced past the first round of the playoffs for the first time in club history after sweeping the Presidents' Trophy winners, Tampa Bay Lightning, 4-0 with a series-clinching 7-3 Game Four win. It marked the fourth time in NHL history, and first time in the first round, that a team swept the best team in a playoff series.
- ★ The Jackets posted a 22-17-2 record (46 pts.) at Nationwide Arena, scoring 133 goals (3.24 per game) and allowing 124 (3.02 per game) in 41 games.
- ★ The Blue Jackets posted a 25-14-2 record (52 pts.) on the road, scoring 123 goals (3.00 per game) and allowing 107 (2.61 per game) in 41 contests. The 25 wins and 52 road points were the most in club history and were the second-most in the NHL in 2018-19 (Tampa Bay - 30-9-2, 60 pts.).
- ★ Columbus scored 256 goals in 82 games to average 3.12 goals per game during the season (12th in NHL) and allowed 231 goals in 82 games to average 2.82 goals-against per game (11th in NHL). The 256 goals scored were the most in club history, surpassing the previous record of 247 in 2016-17.
- ★ The team converted 34-of-221 power play opportunities (15.4 percent), which ranked 28th in the NHL. The Blue Jackets successfully killed off 170-of-200 opponent power plays (85.0 percent), which tied Tampa Bay and Arizona for the NHL lead and was the third-best mark in franchise history.
- ★ The club finished 8-3 in games decided by overtime and 10-3-1 including shootouts.
- ★ For the second consecutive season, left wing Artemi Panarin set new franchise records while leading the club in assists (13th in NHL) and points (17th-T) after registering 28-59-87, 23 penalty minutes 25 multi-point efforts and eight game-winning goals in 79 games.
- ★ Goaltender Sergei Bobrovsky went 37-24-1 record, 2.58 GAA, .913 SV% and nine shutouts in 62 games to lead the NHL in shutouts, ranking second in wins, fourth-T in games played and seventh in minutes played (3,557).
- ★ Right wing Cam Atkinson became the second Blue Jacket to score 40 goals in a season as he collected 41-28-69 in 80 games, ranking sixth-T in the NHL in goals.
- ★ Seth Jones was selected to play in his third-straight All-Star Game and registered 9-37-46 in 75 games. He led the club and ranked fourth in the NHL in time on ice (25:49).
- ★ Defenseman Zach Werenski recorded 11-33-44 and 18 penalty minutes in 82 games, ranking 21st-T among NHL blueliners in points and 22nd-T in goals.
- ★ Center Pierre-Luc Dubois became the first player in club history with back-to-back 20-goal seasons in his first two NHL campaigns after racking up 27-34-61 in 82 games. He became the fastest Blue Jacket to reach the 100-point mark to start his NHL career, doing so in his 143rd game (42:58-100), besting Nikolai Zherdev (156).



2017-18 FINAL STATS

GENERAL MANAGER: Jarmo Kekalainen | **HEAD COACH:** John Tortorella | **CAPTAIN:** Nick Foligno

PLAYER	POS	GP	TOI	G	A	PTS	+/-	PIM	PP	SH	GW	OT	S	%
Artemi Panarin	L	81	20:07	27	55	82	23	26	7	0	5	1	228	11.8
Seth Jones	D	78	24:36	16	41	57	10	30	7	0	4	1	249	6.4
Thomas Vanek	L	VAN 61	13:58	17	24	41	-12	28	4	0	1	0	121	14.0
		CBJ 19	14:28	7	8	15	9	8	0	0	0	0	47	14.9
		TOT 80	14:05	24	32	56	-3	36	4	0	1	0	168	14.3
Pierre-Luc Dubois *	C	82	16:38	20	28	48	8	49	6	0	4	1	165	12.1
Cam Atkinson	R	65	18:54	24	22	46	19	14	3	1	5	1	231	10.4
Oliver Bjorkstrand	R	82	14:17	11	29	40	4	9	3	0	2	0	163	6.7
Zach Werenski	D	77	22:34	16	21	37	8	16	3	0	3	1	207	7.7
Alexander Wennberg	C	66	18:07	8	27	35	22	12	3	0	2	1	74	10.8
Nick Foligno	L	72	18:21	15	18	33	1	50	2	0	1	0	137	10.9
Boone Jenner	C	75	16:27	13	19	32	1	39	2	0	2	0	187	7.0
Josh Anderson	R	63	18:02	19	11	30	-1	42	1	0	5	2	188	10.1
Matt Calvert	L	69	13:22	9	15	24	-10	33	1	2	0	0	108	8.3
Mark Letestu	C	EDM 60	13:04	8	11	19	-17	10	3	2	1	0	95	8.4
		CBJ 20	12:09	1	3	4	0	0	0	0	0	0	16	6.3
		TOT 80	12:50	9	14	23	-17	10	3	2	1	0	111	8.1
Markus Nutivaara	D	61	16:01	7	16	23	13	14	1	0	1	0	79	8.9
Sonny Milano *	L	55	11:38	14	8	22	-8	10	0	0	3	1	69	20.3
Ian Cole	D	PIT 47	17:37	3	10	13	3	52	0	0	0	0	63	4.8
		CBJ 20	18:08	2	5	7	11	24	0	0	0	0	21	9.5
		TOT 67	17:46	5	15	20	14	76	0	0	0	0	84	6.0
Brandon Dubinsky	C	62	15:20	6	10	16	-2	33	0	1	0	0	89	6.7
David Savard	D	81	19:22	4	12	16	2	32	0	0	0	0	145	2.8
Ryan Murray	D	44	18:26	1	11	12	4	8	0	0	0	0	34	2.9
Jack Johnson	D	77	19:32	3	8	11	-6	22	0	0	1	0	88	3.4
Lukas Sedlak	C	53	9:24	4	4	8	-3	21	0	0	0	0	50	8.0
Markus Hannikainen *	L	33	8:22	3	3	6	-1	6	0	0	0	0	31	9.7
Tyler Motte +	C	31	9:56	3	2	5	-3	2	0	0	0	0	42	7.1
Scott Harrington	D	32	13:17	2	3	5	0	8	0	0	1	0	28	7.1
Taylor Chorney	D	WSH 24	12:59	1	3	4	8	8	0	0	0	0	14	7.1
		CBJ 1	16:41	0	0	0	2	0	0	0	0	0	0	0.0
		TOT 25	13:08	1	3	4	10	8	0	0	0	0	14	7.1
Dean Kukan *	D	11	12:21	0	4	4	2	2	0	0	0	0	12	0.0
Jordan Schroeder	L	21	7:28	1	1	2	-4	4	0	0	0	0	20	5.0
Gabriel Carlsson *	D	14	11:19	0	2	2	0	4	0	0	0	0	18	0.0
Jussi Jokinen +	LW	14	10:00	0	1	1	-2	4	0	0	0	0	13	0.0
Zac Dalpe	C	12	7:26	0	0	0	-3	13	0	0	0	0	18	0.0
Nathan Gerbe	C	2	8:36	0	0	0	-1	0	0	0	0	0	1	0.0
Eric Robinson *	L	1	11:21	0	0	0	1	0	0	0	0	0	2	0.0
Alex Broadhurst *	C	2	10:02	0	0	0	0	2	0	0	0	0	1	0.0
TOTALS		82		236	387	623	96	537	39	4	39	9	2,761	8.5

GOALTENDERS	GP	MIN	W	L	OT	SO	GA	SA	SV	GAA	SV%	A	PTS	PIM
Sergei Bobrovsky	65	3,912	37	22	6	5	158	1,993	1,835	2.42	.921	3	3	0
Joonas Korpi	18	1,049	8	8	1	0	58	564	506	3.32	.897	0	0	0
TOTALS	82	4,961	45	30	7	5	216	2,557	2,341	2.61	.916	3	3	0

+Traded Player * Rookie

2017-18 SEASON NOTES

- ★ Completed their 17th season in the National Hockey League with a 45-30-7 record (97 pts.), finishing fourth in the Metropolitan Division, seventh in the Eastern Conference and 14th overall in the NHL. The season marked the then second-best regular season in club history after 2016-17's 50-24-8 (108 pts.) campaign.
- ★ The club qualified for the Stanley Cup Playoffs in consecutive seasons for the first time in franchise history. It also marked the second-straight season the Jackets were eliminated by the eventual Cup champion, after falling to Washington in six contests in the Eastern Conference Quarterfinals.
- ★ The Jackets posted a 26-12-3 record (55 pts.) at Nationwide Arena, scoring 118 goals (2.88 per game) and allowing 98 (2.39 per game) in 41 games. CBJ tied the franchise record for the longest home winning streak by winning eight in a row from Feb. 24-Mar. 22 (8, Nov. 29, 2016-Jan. 3, 2017).
- ★ The Blue Jackets posted a 19-18-4 record (42 pts.) on the road, scoring 124 goals (3.02 per game) and allowing 132 (3.22 per game) in 41 contests. The club won a season-best six consecutive road games from Mar. 4-29.
- ★ Columbus scored 236 goals in 82 games to average 2.88 goals per game during the season (17th in NHL) and allowed 226 goals in 82 games to average 2.76 goals-against per game (ninth-T in NHL).
- ★ The team converted 39-of-227 power play opportunities (17.2 percent), which ranked 25th in the NHL. The Blue Jackets successfully killed off 163-of-214 opponent power plays (76.2 percent), which ranked 26th-T in the league.
- ★ The club led the NHL in overtime and shootout games and wins, finishing 9-3 in games decided by overtime and 15-3-4 including shootouts.
- ★ Left wing Artemi Panarin led the team and ranked fifth among NHL left wings in scoring with 27-55-82 in 81 games. He set new single-season club records in assists and points, surpassing Ray Whitney's 52 helpers recorded in 2002-03 and Rick Nash's 79 points registered in 2008-09.
- ★ Goaltender Sergei Bobrovsky finished the campaign with a 37-22-6 record, 2.42 GAA, .921 SV% and five shutouts in 65 games to rank second in the league in minutes played (3,912), fourth-T in shutouts, fifth in wins and seventh in GAA and SV%.
- ★ Seth Jones was among the NHL's top defensemen, finishing fourth in the Norris Trophy voting and was named to the NHL's Second All-Star Team as he racked up career highs with 16-41-57 in 78 games. He set single-season club records for goals (tied with Werenski) and points as he finished fourth-T among NHL blueliners in goals and 10th-T in points.
- ★ Defenseman Zach Werenski made his NHL All-Star Game debut and tallied 16-21-37 in 77 games to share the club record for goals by a defenseman with Jones.
- ★ Center Pierre-Luc Dubois made his NHL debut and put together one of the best rookie campaigns in Blue Jackets history with 20-28-48 in 82 games, setting CBJ rookie records in goals, points and games played.



2016-17 FINAL STATS

GENERAL MANAGER: Jarmo Kekalainen | **HEAD COACH:** John Tortorella | **CAPTAIN:** Nick Foligno

PLAYER	POS	GP	TOI	G	A	PTS	+/-	PIM	PP	SH	GW	OT	S	S%
Cam Atkinson	R	82	18:05	35	27	62	13	22	10	3	9	3	240	14.6
Alexander Wennberg	C	80	18:22	13	46	59	9	21	2	0	5	0	109	11.9
Brandon Saad	L	82	17:01	24	29	53	23	8	1	0	4	0	210	11.4
Nick Foligno	L	79	18:25	26	25	51	-4	55	11	0	5	1	185	14.1
Sam Gagner	C	81	13:42	18	32	50	10	22	8	0	1	0	178	10.1
Zach Werenski *	D	78	20:54	11	36	47	17	14	4	0	1	1	188	5.9
Seth Jones	D	75	23:24	12	30	42	6	24	1	0	3	3	152	7.9
Brandon Dubinsky	C	80	17:53	12	29	41	16	91	1	1	5	1	115	10.4
Scott Hartnell	L	78	12:03	13	24	37	14	63	2	0	1	0	104	12.5
Boone Jenner	C	82	16:03	18	16	34	14	52	0	2	4	0	211	8.5
Josh Anderson	R	78	12:01	17	12	29	12	89	0	0	3	0	119	14.3
William Karlsson	C	81	13:23	6	19	25	10	10	1	0	3	0	96	6.3
David Savard	D	74	21:50	6	17	23	33	44	0	0	0	0	135	4.4
Jack Johnson	D	82	21:49	5	18	23	23	32	1	0	1	0	116	4.3
Lauri Korpikoski	L	DAL	60	13:01	8	12	20	5	10	0	0	0	104	7.7
		CBJ	9	8:14	0	0	0	0	0	0	0	0	4	0.0
		TOT	69	12:24	8	12	20	5	10	0	0	0	108	7.4
Matt Calvert	LW	65	13:20	10	5	15	-4	48	0	3	1	0	92	10.9
Kyle Quincey	D	NJD	53	18:38	4	8	12	4	39	0	0	0	61	6.6
		CBJ	20	15:55	2	1	3	0	12	0	0	0	18	11.1
		TOT	73	17:53	6	9	15	4	51	0	0	0	79	7.6
Lukas Sedlak *	C	62	9:43	7	6	13	10	25	0	1	0	0	57	12.3
Oliver Bjorkstrand *	RW	26	14:05	6	7	13	4	6	0	0	2	0	55	10.9
Ryan Murray	D	60	18:19	2	9	11	3	24	0	0	0	0	52	3.8
Markus Nutivaara *	D	66	13:12	2	5	7	7	6	0	0	0	0	66	3.0
Scott Harrington	D	22	13:00	1	2	3	3	10	0	0	0	0	16	6.3
Dalton Prout +	D	15	13:03	0	3	3	4	14	0	0	0	0	6	0.0
Markus Hannikainen *	L	10	9:07	1	1	2	0	6	0	0	0	0	8	12.5
Gabriel Carlsson *	D	2	17:07	0	1	1	-2	0	0	0	0	0	3	0.0
Sonny Milano *	L	4	11:41	0	0	0	-3	0	0	0	0	0	2	0.0
TJ Tynan *	C	3	7:29	0	0	0	-1	0	0	0	0	0	3	0.0
TOTALS		82		247	400	647	217	698	42	10	48	9	2,540	9.7

GOALTENDERS	GP	MIN	W	L	OT	SO	GA	SA	SV	GAA	SV%	A	PTS	PIM
Sergei Bobrovsky	63	3,707	41	17	5	7	127	1,854	1,727	2.06	.931	0	0	8
Joonas Korpisalo	14	791	7	5	1	1	38	401	363	2.88	.905	0	0	0
Curtis McElhinney +	7	376	2	1	2	0	15	198	183	2.39	.924	0	0	0
Anton Forsberg *	1	59	0	1	0	0	4	27	23	4.10	.852	0	0	0
TOTALS	82	4,932	50	24	8	8	184	2,480	2,296	2.24	.926	0	0	8

+Traded Player * Rookie

2016-17 SEASON NOTES

- ★ Completed their 16th season in the National Hockey League with a 50-24-8 record (108 pts.), finishing third in the Metropolitan Division, third in the Eastern Conference and fourth in the NHL. Columbus established franchise records in both wins and points, surpassing the previous record of 43-32-7 (93 points) in 2013-14.
- ★ The Jackets posted a 28-12-1 record (57 pts.) at Nationwide Arena, scoring 129 goals (3.15 per game) and allowing 87 (2.12 per game) in 41 games. They set club records for wins and points at home, surpassing the previous best of 25-13-3 (53 points) in 2008-09.
- ★ The Blue Jackets posted a 22-12-7 record (51 pts.) on the road, scoring 118 goals (2.88 per game) and allowing 106 (2.59 per game) in 41 contests. The 51 points set a new franchise record for a single season (2014-15; 23-15-3).
- ★ Columbus scored 247 goals in 82 games to average 3.01 goals per game this season (sixth in NHL) and allowed 193 goals in 82 games to average 2.35 goals-against per game (second in NHL). The 247 goals set a new club record, surpassing the 227 goals scored in 2014-15.
- ★ The team converted 42-of-211 power play opportunities (19.9 percent), which ranked 12th in the NHL. The Blue Jackets successfully killed off 184-of-223 opponent power plays (82.5 percent), which ranked ninth-T in the league.
- ★ The Jackets set franchise records for the longest overall win and point streaks, home win streak and road win (tied) and point streaks during the campaign. The club posted the second-longest win streak in NHL history (Pittsburgh, 17-straight wins from Mar. 9-Apr. 10, 1993) with 16-straight victories from Nov. 29-Jan. 3 and earned points in 18-straight games from Nov. 25-Jan. 3 (17-0-1).
- ★ The Blue Jackets were well represented at the NHL end-of-year awards show in Vegas. Head Coach John Tortorella captured his second career Jack Adams Trophy (best coach), goaltender Sergei Bobrovsky earned his second career Vezina Trophy (best goaltender) and was a finalist for the Hart Trophy (MVP) and captain Nick Foligno became the first player in NHL history to win the Mark Messier Leadership Award and King Clancy Memorial Trophy in the same season. Defenseman Zach Werenski was also a finalist for the Calder Trophy (best first year player).
- ★ Bobrovsky led the NHL in goals-against average (2.06) and save percentage (.931) and finished third in wins (41) and shutouts (tied, seven) while finishing with a 41-18-5 record on the campaign.
- ★ Werenski finished third in the Calder Memorial Trophy voting after setting club rookie records in assists and points with 11-36-47 and 12 multi-point outings in 78 games.
- ★ Right wing Cam Atkinson led the team in goals and points and ranked eighth-T in the NHL in goals with 35-27-62 in 82 games. He set the franchise record with nine game-winning goals.
- ★ Center Alexander Wennberg set career highs and finished 15th-T in the NHL in the assists with 13-46-59 in 80 contests.



2015-16 FINAL STATS

GENERAL MANAGER: Jarmo Kekalainen | **HEAD COACH:** Todd Richards / John Tortorella | **CAPTAIN:** Nick Foligno

PLAYER	POS	GP	TOI	G	A	PTS	+/-	PIM	PP	SH	GW	OT	S	%
Cam Atkinson	R	81	17:47	27	26	53	-8	22	4	2	3	1	226	11.9
Brandon Saad	L	78	17:13	31	22	53	1	14	6	0	7	0	233	13.3
Scott Hartnell	L	79	15:35	23	26	49	-11	112	10	0	1	1	150	15.3
Boone Jenner	C	82	16:24	30	19	49	-15	77	9	1	3	0	225	13.3
Brandon Dubinsky	C	75	18:45	17	31	48	-16	71	5	0	3	0	158	10.8
Alexander Wennberg	C	69	15:51	8	32	40	-1	2	1	0	1	0	97	8.2
Nick Foligno	L	72	16:53	12	25	37	-14	53	0	0	2	0	149	8.1
Seth Jones	D	NSH	40	19:38	1	10	11	-5	10	0	0	0	74	1.4
		CBJ	41	24:27	2	18	20	-9	12	1	0	0	83	2.4
		TOT	81	22:04	3	28	31	-14	22	1	0	0	157	1.9
Ryan Johansen +	C	38	17:20	6	20	26	-4	25	1	0	0	0	88	6.8
David Savard	D	65	23:10	4	21	25	-7	45	1	0	0	0	122	3.3
Ryan Murray	D	82	22:50	4	21	25	-10	40	1	0	0	0	90	4.4
Matt Calvert	L	73	15:07	11	13	24	1	51	1	0	1	0	114	9.6
William Karlsson *	C	81	14:28	9	11	20	-9	6	0	0	1	0	108	8.3
Jack Johnson	D	60	24:10	6	8	14	-16	25	3	0	2	0	86	7.0
Gregory Campbell	C	82	10:33	3	8	11	-6	78	0	0	2	0	58	5.2
Dalton Prout	D	64	16:10	3	6	9	-6	102	0	0	0	0	69	4.3
Kerby Rychel *	L	32	9:30	2	7	9	5	15	0	0	0	0	32	6.3
Kevin Connauton +	D	27	15:35	1	7	8	10	21	0	0	0	0	44	2.3
Oliver Bjorkstrand *	R	12	15:58	4	4	8	6	0	0	0	1	0	25	16.0
Rene Bourque	R	49	10:26	3	5	8	-9	38	0	0	0	0	77	3.9
Cody Goloubeff	D	43	15:07	1	7	8	-3	20	0	0	0	0	40	2.5
David Clarkson	R	23	9:13	2	2	4	-8	23	0	0	1	0	24	8.3
Justin Falk	D	24	14:13	0	4	4	2	17	0	0	0	0	16	0.0
Josh Anderson *	R	12	10:41	1	3	4	0	2	0	0	0	0	11	9.1
Jared Boll	R	30	6:39	1	2	3	-3	61	0	0	0	0	11	9.1
Fedor Tyutin	D	61	17:35	1	2	3	-6	28	0	0	0	0	25	4.0
Andrew Bodnarchuk +	D	16	14:32	0	2	2	-6	8	0	0	0	0	5	0.0
Michael Chaput	C	8	8:59	1	1	2	3	5	0	0	0	0	10	10.0
Sonny Milano *	L	3	13:22	0	1	1	1	0	0	0	0	0	2	0.0
Michael Paliotta *	D	1	7:32	0	0	0	0	4	0	0	0	0	2	0.0
John Ramage *	D	1	14:09	0	0	0	-2	0	0	0	0	0	0	0.0
Dean Kukan *	D	8	17:21	0	0	0	9	0	0	0	0	0	3	0.0
Markus Hannikainen *	L	4	7:08	0	0	0	-2	0	0	0	0	0	3	0.0
TOTALS		82		213	354	567	-133	959	44	3	28	2	2,386	8.9

GOALTENDERS	GP	MIN	W	L	OT	SO	GA	SA	SV	GAA	SV%	A	PTS	PIM
Joonas Korpisalo *	31	1,803	16	11	4	0	78	969	891	2.60	.920	0	0	2
Sergei Bobrovsky	37	2,116	15	19	1	1	97	1,049	952	2.75	.908	2	2	2
Curtis McElhinney	18	835	2	7	3	0	46	417	371	3.30	.890	1	1	0
Anton Forsberg *	4	178	1	3	0	0	9	97	88	3.03	.907	0	0	0
TOTALS	82	4,932	34	40	8	1	230	2,532	2,302	2.80	.909	3	3	4

+Traded Player * Rookie

2015-16 SEASON NOTES

- ★ Completed their 15th season in the National Hockey League with a 34-40-8 record (76 pts.), finishing eighth in the Metropolitan Division, 15th in the Eastern Conference, 27th in the NHL.
- ★ The Jackets posted a 18-17-6 record (42 pts.) at Nationwide Arena, scoring 115 goals (2.80 per game) and allowing 126 (3.07 per game) in 41 games.
- ★ The Blue Jackets posted a 16-23-2 record (34 pts.) on the road, scoring 98 goals (2.39 per game) and allowing 122 (2.97 per game) in 41 contests.
- ★ Columbus scored 213 goals in 82 games to average 2.60 goals per game this season (18th-T in NHL) and allowed 248 goals in 82 games to average 3.02 goals-against per game (29th in NHL).
- ★ The team converted 43-of-248 power play opportunities (17.3 percent), which ranked 21st in the NHL. The Blue Jackets successfully killed off 226-of-279 opponent power plays (81.0 percent), which ranked 19th in the league.
- ★ Columbus posted 2,145 hits (26.2 per game) and 1,260 blocked shots (15.4 per game), which were the eighth-highest in the league in each category.
- ★ John Tortorella was named head coach after Todd Richards was relieved of his duties on Oct. 21 and led the club to an 34-33-8 record. He became the 26th coach in league history to reach 1,000 games as a head coach in a 6-3 win over New Jersey on Mar. 19.
- ★ Left wing Brandon Saad led the Blue Jackets in goals, game-winners and points (tied) after recording 31-22-53 and seven game-winners in 78 outings in his first season with the club and made his NHL All-Star Game debut at Bridgestone Arena in Nashville.
- ★ Left wing/center Boone Jenner joined Saad as the first teammates in CBJ history to notch 30 goals in the same campaign after tallying career highs with 30-19-49 in 82 contests.
- ★ Right wing Cam Atkinson netted 20 goals for the third-straight season and tied for the team lead in scoring, finishing with 27-26-53 in 81 games.
- ★ Defenseman Seth Jones was acquired in a trade from Nashville on Jan. 6 and registered 2-18-20 in 41 games with Columbus.
- ★ Rookie goaltender Joonas Korpisalo led the club in wins, goals-against average (2.60) and save percentage (.920) with a 16-11-4 record in 31 games and finished third among NHL rookie netminders in wins and save percentage (tied) and fourth in games played, shots-against and saves.



2014-15 FINAL STATS

GENERAL MANAGER: Jarmo Kekalainen | **HEAD COACH:** Todd Richards | **CAPTAIN:** None

PLAYER	POS	GP	TOI	G	A	PTS	+/-	PIM	PP	SH	GW	OT	S	S%	
Nick Foligno	LW	79	18:49	31	42	73	16	50	11	0	3	1	182	17.0	
Ryan Johansen	C	82	19:30	26	45	71	-6	40	7	2	0	0	202	12.9	
Scott Hartnell	LW	77	17:17	28	32	60	1	100	8	0	2	0	204	13.7	
Cam Atkinson	RW	78	16:59	22	18	40	-2	22	7	1	7	0	212	10.4	
Jack Johnson	D	79	24:09	8	32	40	-13	44	3	0	1	1	141	5.7	
Brandon Dubinsky	C	47	18:03	13	23	36	11	43	0	1	1	0	100	13.0	
David Savard	D	82	22:56	11	25	36	0	71	3	0	3	0	112	9.8	
James Wisniewski +	D	56	21:24	8	21	29	-10	34	7	0	2	0	127	6.3	
Artem Anisimov	C	52	16:22	7	20	27	-6	8	0	0	2	1	88	8.0	
Matt Calvert	LW	56	15:59	13	10	23	1	28	0	0	3	0	93	14.0	
Marko Dano *	C	35	13:15	8	13	21	12	14	0	0	1	0	84	9.5	
Kevin Connauton	D	DAL	8	12:05	0	2	2	4	6	0	0	0	10	0.0	
		CBJ	54	16:49	9	10	19	1	29	0	0	4	1	86	10.5
		TOT	62	16:12	9	12	21	5	35	0	0	4	1	96	9.4
Alexander Wennberg *	C	68	15:37	4	16	20	-19	22	1	0	0	0	85	4.7	
Boone Jenner	C	31	18:16	9	8	17	-5	12	2	0	2	0	83	10.8	
Fedor Tyutin	D	67	19:55	3	12	15	8	40	0	0	0	0	56	5.4	
David Clarkson	RW	TOR	58	13:52	10	5	15	-11	92	1	0	1	0	93	10.8
		CBJ	3	12:18	0	0	0	-1	14	0	0	0	0	2	0.0
		TOT	61	13:47	10	5	15	-12	106	1	0	1	0	95	10.5
Rene Bourque	RW	MTL	13	12:20	0	2	2	-9	6	0	0	0	0	18	0.0
		ANA	30	12:07	2	6	8	-4	12	1	0	0	0	44	4.5
		CBJ	8	14:59	4	0	4	-2	4	1	0	1	1	23	17.4
		TOT	51	12:38	6	8	14	-15	22	2	0	1	1	85	7.1
Mark Letestu	C	54	13:20	7	6	13	-9	0	0	1	1	0	63	11.1	
Cody Goloubef *	D	36	15:33	0	9	9	12	19	0	0	0	0	23	0.0	
Jack Skille	RW	45	12:31	6	2	8	-18	16	0	0	0	0	95	6.3	
Corey Tropp	RW	61	8:45	1	7	8	-14	76	0	0	0	0	22	4.5	
Dalton Prout	D	63	18:24	0	8	8	-14	85	0	0	0	0	64	0.0	
Jeremy Morin	LW	CHI	15	7:44	0	0	0	0	15	0	0	0	0	28	0.0
		CBJ	28	11:31	2	4	6	1	13	0	0	0	0	45	4.4
		TOT	43	10:11	2	4	6	1	28	0	0	0	0	73	2.7
Tim Erixon +	D	19	16:57	1	5	6	-3	4	1	0	0	0	20	5.0	
Jared Boll	RW	72	7:16	1	4	5	-13	109	0	0	0	0	28	3.6	
Michael Chaput *	C	33	10:11	1	4	5	-8	21	0	0	0	0	23	4.3	
Brian Gibbons	C	25	13:49	0	5	5	2	8	0	0	0	0	21	0.0	
William Karlsson *	C	ANA	18	12:08	2	1	3	1	2	0	0	1	0	24	8.3
		CBJ	3	12:46	1	1	2	2	0	0	0	0	5	20.0	
		TOT	21	12:13	3	2	5	3	2	0	0	1	0	29	10.3
Jordan Leopold +	D	STL	7	13:04	0	0	0	0	2	0	0	0	0	1	0.0
		CBJ	18	17:14	1	2	3	-7	9	1	0	0	0	21	4.8
		TOT	25	16:04	1	2	3	-7	11	1	0	0	0	22	4.5
Ryan Murray	D	12	18:54	1	2	3	1	8	1	0	0	0	8	12.5	
Kerby Rychel *	LW	5	10:41	0	3	3	3	2	0	0	0	0	4	0.0	
Justin Falk	D	MIN	13	10:41	0	0	0	-6	7	0	0	0	10	0.0	
		CBJ	5	15:13	1	1	2	-3	7	0	0	0	8	12.5	
		TOT	18	10:49	1	1	2	-9	14	0	0	0	18	5.6	
Sean Collins *	C	8	10:20	0	2	2	0	2	0	0	0	0	4	0.0	
Adam Cracknell +	RW	17	9:56	0	1	1	-8	2	0	0	0	0	17	0.0	
Josh Anderson *	RW	6	13:27	0	1	1	-1	2	0	0	0	0	10	0.0	
Frédéric St-Denis	D	4	13:17	0	1	1	-1	0	0	0	0	0	2	0.0	
Dana Tyrell	C	3	6:56	0	0	0	-1	0	0	0	0	0	1	0.0	
Luke Adam	C	3	6:26	0	0	0	0	4	0	0	0	0	0	0.0	
Ryan Craig	C	2	7:16	0	0	0	0	0	0	0	0	0	2	0.0	
TOTALS		82		227	395	622	-93	962	53	5	33	5	2,366	9.6	

GOALTENDERS	GP	MIN	W	L	OT	SO	GA	SA	SV	GAA	SV%	A	PTS	PIM
Sergei Bobrovsky	51	2,994	30	17	3	2	134	1,632	1,498	2.68	.918	2	2	4
Curtis McElhinney	32	1,710	12	14	2	0	82	949	867	2.88	.913	0	0	0
Anton Forsberg	5	256	0	4	0	0	20	149	129	4.69	.866	0	0	0
TOTALS	82	4,960	42	35	5	2	236	2,730	2,494	2.85	.914	2	2	4

+Traded Player * Rookie

2014-15 SEASON NOTES

- ★ Completed their 14th season in the National Hockey League with a 42-35-5 record (93 pts.), finishing fifth in the Metropolitan Division, 11th in the Eastern Conference, 23rd in the NHL.
- ★ The Blue Jackets posted a 19-20-2 record (40 pts.) at Nationwide Arena, scoring 112 goals (2.73 per game) and allowing 132 (3.22 per game) in 41 games.
- ★ Columbus posted a 23-15-3 record (49 pts.) on the road, scoring 115 goals (2.80 per game) and allowing 116 (2.83 per game) in 41 games and setting a club record for road wins and points in a season for the second consecutive campaign (21-17-3, 43 pts. in 2013-14).
- ★ The Jackets scored 227 goals in 82 games to average 2.77 goals per game this season (12th-T in NHL) and setting a franchise record (226 in 2013-14) for the second consecutive season.
- ★ Columbus converted 53-of-244 power play opportunities (21.7 percent), which ranked fifth in the NHL and was the best percentage in club history.
- ★ The club led the NHL with a franchise-record 508 man-games lost due to injury.
- ★ The Jackets went 15-1-1 in the final 17 games and set club records with a nine-game win streak from Mar. 18-Apr. 4 and a 13-game regulation unbeaten streak (12-0-1) from Mar. 18 through the end of the campaign.
- ★ The Blue Jackets and the city of Columbus hosted the 2015 NHL All-Star Weekend from Jan. 22-25 with forwards Nick Foligno and Ryan Johansen representing the club at the festivities.
- ★ Left wing Nick Foligno became the fourth player in Blue Jackets history to reach the 30-goal plateau and was one of four players to hit the 70-point mark after posting career-high 31-42-73, 50 penalty minutes and a +16 plus/minus rating in 79 games.
- ★ Center Ryan Johansen joined Foligno as the first teammates in CBJ history to post 70 points in the same season as he collected 26-45-71 in 82 games.



2013-14 FINAL STATS

GENERAL MANAGER: Jarmo Kekalainen | **HEAD COACH:** Todd Richards | **CAPTAIN:** None

PLAYER	POS	GP	TOI	G	A	PTS	+/-	PIM	PP	SH	GW	OT	S	S%
Ryan Johansen	C	82	17:38	33	30	63	3	43	7	0	5	2	237	13.9
James Wisniewski	D	75	22:37	7	44	51	0	61	3	0	1	0	166	4.2
Brandon Dubinsky	C	76	18:46	16	34	50	5	98	4	2	2	0	189	8.5
Cam Atkinson	R	79	15:47	21	19	40	-4	18	4	1	5	0	216	9.7
Artem Anisimov	C	81	16:35	22	17	39	-2	20	3	2	5	0	162	13.6
Nick Foligno	L	70	16:03	18	21	39	5	96	3	0	5	0	111	16.2
R.J. Umberger	L	74	16:10	18	16	34	-3	26	8	1	3	0	136	13.2
Mark Letestu	C	82	14:41	12	22	34	1	20	5	1	1	0	122	9.8
Jack Johnson	D	82	24:40	5	28	33	-7	48	4	0	0	0	147	3.4
Boone Jenner *	C	72	14:04	16	13	29	6	45	4	0	5	0	127	12.6
Fedor Tyutin	D	69	21:24	4	22	26	6	44	1	0	0	0	87	4.6
Matt Calvert	L	56	16:06	9	15	24	-1	53	2	0	1	0	90	10.0
Ryan Murray *	D	66	19:52	4	17	21	4	10	3	0	0	0	62	6.5
Nathan Horton	R	36	15:27	5	14	19	-3	24	2	0	2	0	48	10.4
Derek MacKenzie	C	71	11:15	9	9	18	0	47	0	2	0	0	70	12.9
Blake Comeau	L	61	12:03	5	11	16	-2	36	0	0	0	0	107	4.7
David Savard	D	70	17:49	5	10	15	2	28	1	0	1	0	63	7.9
Nikita Nikitin	D	66	17:06	2	13	15	9	20	0	0	1	1	95	2.1
Marian Gaborik +	R	22	16:24	6	8	14	0	6	0	0	0	0	47	12.8
Corey Tropp	R	BUF	9	10:29	0	1	1	-8	0	0	0	0	7	0.0
		CBJ	44	8:37	2	8	10	11	37	0	0	0	28	7.1
		TOT	53	8:56	2	9	11	3	37	0	0	0	35	5.7
Dalton Prout	D	49	17:12	2	4	6	-7	37	0	0	0	0	56	3.6
Jack Skille	R	16	8:39	4	0	4	2	6	0	0	1	0	23	17.4
Jared Boll	R	28	7:37	1	1	2	-6	62	0	0	0	0	12	8.3
Nick Schultz	D	EDM	60	16:58	0	4	4	-11	24	0	0	0	27	0.0
		CBJ	9	11:54	0	1	1	-2	4	0	0	0	8	0.0
		TOT	69	16:19	0	5	5	-13	28	0	0	0	35	0.0
Matt Frattin	R	4	12:21	0	1	1	2	0	0	0	0	0	1	0.0
Michael Chaput *	C	17	8:53	0	1	1	0	2	0	0	0	0	6	0.0
Sean Collins *	C	6	8:10	0	1	1	1	0	0	0	0	0	6	0.0
Tim Erixon	D	2	14:20	0	0	0	2	2	0	0	0	0	1	0.0
Cody Goloubef *	D	5	9:49	0	0	0	0	2	0	0	0	0	4	0.0
Ryan Craig	C	6	7:01	0	0	0	-3	0	0	0	0	0	4	0.0
Cody Bass	C	1	2:43	0	0	0	0	5	0	0	0	0	0	0.0
TOTALS		82		226	380	606	19	900	54	9	38	3	2,341	9.7

GOALTENDERS	GP	MIN	W	L	OT	SO	GA	SA	SV	GAA	SV%	A	PTS	PIM
Sergei Bobrovsky	58	3,299	32	20	5	5	131	1,699	1,568	2.38	.923	1	1	2
Curtis McElhinney	28	1,423	10	11	1	2	64	703	639	2.70	.909	1	1	0
Mike McKenna	4	219	1	1	1	0	11	114	103	3.01	.904	0	0	0
TOTALS	82	4,941	43	32	7	7	206	2,516	2,310	2.50	.918	2	2	2

+Traded Player * Rookie

2013-14 SEASON NOTES

- ★ Completed their 13th season in the National Hockey League with a 43-32-7 record (93 pts.), finishing fourth in the Metropolitan Division, seventh in the Eastern Conference, 14th in the NHL and qualifying for the Stanley Cup Playoffs for the second time in franchise history (2008-09).
- ★ The Blue Jackets posted a 22-15-4 record (48 pts.) at Nationwide Arena, scoring 128 goals (3.12 per game) and allowing 103 (2.51 per game) in 41 games.
- ★ The Blue Jackets posted a 21-17-3 record (45 pts.) on the road, scoring 98 goals (2.51 per game) and allowing 111 (2.71 per game) in 41 games and setting a club record for road wins and points in a season (17-16-8, 42 pts. in 2010-11).
- ★ The Blue Jackets scored 226 goals in 82 games to average 2.76 goals per game this season (12th in NHL) and setting a franchise record (220 in 2008-09).
- ★ Columbus converted 54-of-280 power play opportunities (19.3 percent), which ranked 11th in the NHL and was the best percentage in club history (56-of-308/18.2 pct. in 2009-10).
- ★ Goaltender Sergei Bobrovsky went 32-20-5 with a 2.38 goals-against average, .923 save percentage and five shutouts in 58 games in 2013-14, setting career highs in wins and shutouts.
- ★ Center Ryan Johansen became the third player in Blue Jackets history to reach the 30-goal plateau (Rick Nash, Geoff Sanderson) as he collected 33-30-63 with 43 PIM and a +3 plus/minus rating in 82 games this season. He led the club in goals (ranked 11th-T in the NHL and tied for the fifth-highest total in CBJ history), points, shots on goal (237), face-off wins (692), first goals (8), multi-point games (16) and game-winning goals (5, tied) and ranked second with seven power play goals.
- ★ Defenseman James Wisniewski registered 7-44-51 with 61 PIM and an even plus/minus rating in 75 games to set a new franchise record for points and assists by a blueliner.
- ★ Center Boone Jenner tallied 16-13-29, 45 PIM and was +5 in 72 games this season, scoring the second-most goals by a rookie in Blue Jackets history.



2012-13 FINAL STATS

GENERAL MANAGER: Scott Howson / Jarmo Kekalainen | **HEAD COACH:** Todd Richards | **CAPTAIN:** None

PLAYERS	POS	GP	TOI	G	A	P	+/-	PIM	PP	SH	GW	S	S%	
Vinny Prospal	LW	48	16:31	12	18	30	+3	32	4	0	2	85	14.1	
Mark Letestu	C	46	16:30	13	14	27	+7	10	3	2	2	92	14.1	
Marian Gaborik	RW	NYR	35	18:40	9	10	19	-8	8	1	0	4	113	8.0
		CBJ	12	18:05	3	5	8	5	6	0	1	38	7.9	
		TOT	47	18:31	12	15	27	-3	14	1	0	5	151	7.9
Fedor Tyutin	D	48	24:05	4	18	22	+9	28	0	0	1	56	7.1	
Brandon Dubinsky	C	29	18:24	2	18	20	+2	76	1	0	0	50	4.0	
Nick Foligno	LW	45	16:31	6	13	19	+6	28	1	0	2	69	8.7	
Jack Johnson	D	44	25:58	5	14	19	-5	12	3	0	1	96	5.2	
Artem Anisimov	C	35	16:24	11	7	18	-6	12	1	0	3	68	16.2	
Cam Atkinson	RW	35	15:35	9	9	18	+9	4	1	0	1	91	9.9	
R.J. Umberger	C	48	18:29	8	10	18	+3	16	2	0	0	96	8.3	
Derick Brassard +	C	34	16:31	7	11	18	-2	16	1	0	1	63	11.1	
Matt Colvert	LW	42	14:10	9	7	16	-9	32	0	1	2	63	14.3	
James Wisniewski	D	30	22:49	5	9	14	-1	15	4	0	0	62	8.1	
Blake Comeau	LW	CGY	33	12:17	4	3	7	-9	14	0	1	1	44	9.1
		CBJ	9	11:41	2	3	5	+5	6	0	0	0	4	50.0
		TOT	42	12:09	6	6	12	-4	20	0	1	1	48	12.5
Ryan Johansen	C	40	16:05	5	7	12	-7	12	0	0	2	84	6.0	
Derek Dorsett +	RW	24	15:59	3	6	9	-11	53	0	0	0	38	7.9	
Nikita Nikitin	D	38	21:11	3	6	9	+2	17	1	0	0	60	5.0	
Derek MacKenzie	C	43	10:20	3	5	8	+1	36	0	0	0	33	9.1	
Dalton Prout *	D	28	18:31	1	6	7	+15	25	0	0	0	16	6.3	
Jared Boll	RW	43	8:04	2	4	6	+1	100	0	0	0	19	10.5	
Tim Erixon *	D	31	15:41	0	5	5	+4	14	0	0	0	21	0.0	
Adrian Aucoin	D	36	16:20	0	4	4	-8	16	0	0	0	26	0.0	
Colton Gillies	C	27	8:17	1	1	2	+1	17	0	0	0	17	5.9	
Cody Goloubeff *	D	11	14:48	1	0	1	-3	0	0	0	1	14	7.1	
John Moore +	D	17	14:30	0	1	1	-5	2	0	0	0	14	0.0	
Jonathan Marchessault *	C	2	10:56	0	0	0	-1	0	0	0	0	0	0.0	
Sean Collins *	C	5	12:29	0	0	0	-2	6	0	0	0	0	0.0	
Nick Holden *	D	2	8:34	0	0	0	+1	0	0	0	0	2	0.0	
David Savard	D	4	13:12	0	0	0	-3	0	0	0	0	1	0.0	
Nick Drazenovic *	C	8	9:55	0	0	0	-2	4	0	0	0	5	0.0	
TOTALS		48		115	201	316	9	595	22	3	19	1,283	8.9	

GOALTENDERS	GP	MIN	W	L	OT	SO	GA	SA	SV	GAA	SV%	A	PTS	PIM
Sergei Bobrovsky	38	2,219	21	11	6	4	74	1,084	1,010	2.00	.932	0	0	0
Steve Mason +	13	712	3	6	1	0	35	346	311	2.95	.899	0	0	0
Michael Leighton	PHI	1	59	0	1	0	5	26	21	5.08	.808	0	0	0
	CBJ	-	-	-	-	-	-	-	-	-	-	-	-	-
TOTALS	48	2,949	24	17	7	4	115	1,436	1,321	2.40	.920	0	0	0

+Traded Player * Rookie

2012-13 SEASON NOTES

- ★ Completed 12th NHL season with a record of 24-17-7 (55 pts.), finishing fourth-T in the Central Division, eighth-T in the Western Conference and 15th-T in the NHL.
- ★ Club missed out on its second Stanley Cup Playoffs berth on a tie-breaker to Minnesota (22 regulation/OT wins vs. 19).
- ★ After posting a 5-12-2 mark (12 pts.) through their first 19 games, the Jackets went 19-5-5 (43 pts.) in 29 games from Feb. 26 through the end of the season.
- ★ The Blue Jackets went 14-5-5 at home, including a club-record 12 consecutive games without a regulation loss (9-0-3) from Feb. 11-Mar. 31.
- ★ Columbus ranked 25th in the NHL in scoring (2.40 goals per game) and ninth-T in goals-against (2.40 goals-against per game).
- ★ The Jackets ranked fifth-T in the NHL in faceoffs efficiency, winning 52 percent (1,457-of-2,802).
- ★ Goaltender Sergei Bobrovsky posted a 21-11-6 record with a 2.00 goals-against average (club record), .932 save percentage (club record) and four shutouts in 38 games this season en route to winning the Vezina Trophy and earning First Team NHL All-Star honors.
- ★ Left wing Vinny Prospal tallied 12-18-30 with 32 PIM and a +3 plus/minus rating in 48 games to lead the club in scoring in his 16th NHL season.
- ★ Center Mark Letestu tallied 13-14-27 with 10 PIM and was +7 in 46 games, matching his career highs in assists and points.
- ★ Defenseman Fedor Tyutin tallied 4-18-22, 28 PIM and was +9 in 48 games to give him 31-110-141 in 356 games as a Blue Jacket, which are the most points in club history by a defenseman (Rostislav Klesla, 41-92-133 in 515 GP from 2000-11).
- ★ Defenseman Jack Johnson led the club and ranked fifth in the NHL in time on ice, averaging 25:58 per game in 44 outings.
- ★ Center Brandon Dubinsky led the club in points per game (0.69) and assists (tied) after tallying 2-18-20 in 29 games.
- ★ Defenseman Dalton Prout led the club and ranked second among rookie defensemen with a +15 plus/minus rating in 28 games played.



GM	DATE	OPPONENT	RESULT	RECORD	SCORE	CBJ GOAL SCORERS	GWG	PP	PK	SF-SA	W/L GOALIE	ATTN
1.	1/19	at NSH	SOW	01-00-00	3-2	71p,42,16x	Brassard	1-2	0-1	28-34	Bobrovsky/Rinne	17,113
2.	1/21	DET	SOL	01-00-01	3-4	13,21p,22p	Brunner	2-7	7-7	33-42	Howard/Bobrovsky	19,206+
3.	1/23	at PHX	L	01-01-01	1-5	51	Ekman-Larsson	0-3	4-5	26-42	LaBarbera/Mason	8,355
4.	1/24	at COL	L	01-02-01	0-4	-	Parenteau	0-6	3-3	33-28	Varlamov/Bobrovsky	14,325
5.	1/26	CHI	L	01-03-01	2-3	10,42	Toews	0-5	3-3	26-24	Crawford/Mason	18,381+
6.	1/28	DAL	W	02-03-01	2-1	15,22	Prospal	0-7	3-4	27-25	Bobrovsky/Lehtonen	10,475
7.	1/29	at MIN	L	02-04-01	2-3	10,7p	Bouchard	1-4	2-2	19-26	Backstrom/Mason	17,584
8.	1/31	STL	L	02-05-01	1-4	16p	Berglund	1-4	3-5	25-25	Elliott/Bobrovsky	11,155
9.	2/2	DET	W	03-05-01	4-2	21p,42,42,10s	Anisimov	1-3	5-5	28-34	Mason/Howard	17,612
10.	2/5	LAK	L	03-06-01	2-4	24,16	Voynov	0-3	2-3	20-31	Quick/Mason	11,019
11.	2/7	CGY	OTL	03-06-02	3-4	11,10p,22	Tanguay	1-4	3-4	29-30	Irving/Bobrovsky	10,484
12.	2/10	EDM	L	03-07-02	1-3	18	Paajarvi	0-7	4-4	40-14	Dubnyk/Bobrovsky	14,364
13.	2/11	SJS	W	04-07-02	6-2	17,21p,48,6,22p,10	Goloubef	2-4	2-3	36-27	Mason/Mason	10,837
14.	2/15	at LAK	L	04-08-02	1-2	71	Richards	0-4	4-5	13-22	Bernier/Bobrovsky	18,118
15.	2/16	at PHX	L	04-09-02	3-5	40,11,24	Hanzal	0-3	6-7	20-35	Smith/Mason	15,425
16.	2/18	at ANA	L	04-10-02	2-3	22,16	Perry	0-3	1-3	27-29	Hiller/Bobrovsky	14,713
17.	2/21	at DET	W	05-10-02	3-2	18p,15,22	Prospal	1-3	4-4	24-30	Bobrovsky/Howard	20,066
18.	2/23	at STL	L	05-11-02	1-2	11s	Perron	0-4	2-2	20-23	Halak/Bobrovsky	19,457
19.	2/24	at CHI	L	05-12-02	0-1	-	Shaw	0-5	3-3	28-27	Crawford/Mason	21,580
20.	2/26	DAL	OTL	05-12-03	4-5	6,15,13,18	Eriksson	0-1	1-1	20-39	Bachman/Bobrovsky	11,523
21.	3/1	at CHI	OTL	05-12-04	3-4	22,42,19	Seabrook	0-1	2-2	22-35	Emery/Mason	21,828
22.	3/3	COL	OTW	06-12-04	2-1	22p,42p	Anisimov	2-5	2-2	34-19	Bobrovsky/Varlamov	13,778
23.	3/5	EDM	SOW	07-12-04	4-3	24,22p,7,42x	Anisimov	1-4	3-3	38-29	Bobrovsky/Dubnyk	14,952
24.	3/7	VAN	OTW	08-12-04	2-1	18,11	Calvert	0-3	1-1	27-35	Bobrovsky/Schneider	13,632
25.	3/9	DET	W	09-12-04	3-0	13,7p,71	Atkinson	1-6	3-3	24-30	Bobrovsky/Howard	17,957
26.	3/10	at DET	SOW	10-12-04	3-2	16,18,11x	Calvert	0-5	5-6	21-23	Bobrovsky/Howard	20,066
27.	3/12	VAN	SOL	10-12-05	1-2	10	Raymond	0-2	2-2	27-38	Luongo/Bobrovsky	14,852
28.	3/14	CHI	SOL	10-12-06	1-2	7p	Kane	1-2	1-1	30-40	Crawford/Bobrovsky	15,009
29.	3/16	PHX	SOW	11-12-06	1-0	42x	Anisimov	0-2	2-2	23-39	Bobrovsky/Smith	14,231
30.	3/19	NSH	W	12-12-06	4-3	51,10,6p,16	Brassard	1-3	1-1	31-35	Bobrovsky/Rinne	13,364
31.	3/22	CGY	W	13-12-06	5-1	40,71,71,42,9	Foligno	0-4	2-2	28-25	Bobrovsky/Kiprusoff	13,853
32.	3/23	at NSH	L	13-13-06	2-5	18p,42	Legwand	1-3	0-2	23-24	Rinne/Bobrovsky	17,113
33.	3/26	at VAN	SOL	13-13-07	0-1	-	Lapierre	0-2	3-3	17-34	Schneider/Bobrovsky	18,910
34.	3/28	at EDM	L	13-14-07	4-6	13,11,42,13	Hemsky	0-2	2-2	30-25	Dubnyk/Bobrovsky	16,839
35.	3/29	at CGY	W	14-14-07	6-4	10s,22,11,16,19,18	Johansen	0-1	3-4	25-33	Mason/Kiprusoff	19,289
36.	3/31	ANA	OTW	15-14-07	2-1	16,10	Letestu	0-1	2-2	18-30	Bobrovsky/Hiller	13,185
37.	4/4	at NSH	W	16-14-07	3-1	21p,10,11	Gaborik	1-2	2-2	38-39	Bobrovsky/Rinne	17,113
38.	4/5	at STL	L	16-15-07	1-3	42	Backes	0-2	3-4	27-19	Allen/Bobrovsky	19,224
39.	4/7	MIN	L	16-16-07	0-3	-	Suter	0-4	1-3	24-24	Backstrom/Bobrovsky	15,909
40.	4/9	SJS	W	17-16-07	4-0	11,21,19,10	Calvert	0-2	1-1	30-30	Bobrovsky/Niemi	17,771
41.	4/12	STL	W	18-16-07	4-1	13,42,19,10	Anisimov	0-1	5-5	19-32	Bobrovsky/Allen	17,007
42.	4/13	at MIN	SOW	19-16-07	3-2	22,51,10x	Letestu	0-2	3-4	22-41	Bobrovsky/Backstrom	19,187
43.	4/15	at COL	OTW	20-16-07	4-3	55,14,18,71	Foligno	0-1	2-3	30-32	Bobrovsky/Giguere	13,694
44.	4/17	at ANA	OTW	21-16-07	3-2	14,11,51	Tyutin	0-3	2-3	28-28	Bobrovsky/Fasth	15,074
45.	4/18	at LAK	L	21-17-07	1-2	47	Clifford	0-2	1-2	21-23	Quick/Bobrovsky	18,118
46.	4/21	at SJS	W	22-17-07	4-3	55,22,55p,19	Johansen	1-2	1-2	22-35	Bobrovsky/Niemi	17,562
47.	4/25	at DAL	W	23-17-07	3-1	13,55p,13p	Letestu	2-4	2-3	35-32	Bobrovsky/Lehtonen	16,918
48.	4/27	NSH	W	24-17-07	3-1	17p,7,13	Johnson	1-2	0-0	47-20	Bobrovsky/Mason	19,002+

+ Home Sellout



2011-12 FINAL STATS

GENERAL MANAGER: Scott Howson | **HEAD COACH:** Scott Arniel / Todd Richards | **CAPTAIN:** Rick Nash

PLAYERS	POS	GP	TOI	G	A	P	+/-	PIM	PP	SH	GW	S	%	
Rick Nash	RW	82	19:05	30	29	59	-19	40	6	2	2	306	9.8	
Vinny Prospal	LW	82	17:53	16	39	55	-11	36	3	0	0	165	9.7	
Derick Brassard	C	74	16:20	14	27	41	-20	42	5	0	3	125	11.2	
R.J. Umberger	LW	77	18:11	20	20	40	-10	27	5	0	3	200	10.0	
Jack Johnson	D	LA	61	22:30	8	16	24	-12	24	5	0	4	120	6.7
		CBJ	21	27:25	4	10	14	5	15	0	0	1	56	7.1
		TOT	82	23:46	12	26	38	-7	39	5	0	5	176	6.8
Nikita Nikitin	D	STL	7	12:21	0	0	0	-5	4	0	0	0	10	0.0
		CBJ	54	23:34	7	25	32	-5	14	3	0	3	93	7.5
		TOT	61	23:11	7	25	32	-10	18	3	0	3	103	6.8
James Wisniewski	D	48	24:47	6	21	27	-13	37	2	0	2	99	6.1	
Antoine Vermette +	C	60	17:14	8	19	27	-17	12	2	1	3	106	7.5	
Fedor Tyutin	D	66	24:08	5	21	26	-21	49	1	0	0	124	4.0	
Jeff Carter	C	39	19:37	15	10	25	-11	14	8	0	1	130	11.5	
Mark Letestu	C	PIT	11	12:50	0	1	1	-6	2	0	0	9	0.0	
		CBJ	51	16:15	11	13	24	-3	6	4	0	0	105	10.5
		TOT	62	15:38	11	14	25	-9	8	4	0	0	114	9.6
Ryan Johansen *	C	67	12:44	9	12	21	-2	24	3	0	3	99	9.1	
Derek Dorsett	RW	77	14:41	12	8	20	-11	235	2	1	1	137	8.8	
Aaron Johnson	D	56	16:30	3	13	16	-12	26	1	0	0	63	4.8	
Cam Atkinson *	RW	27	15:23	7	7	14	1	14	1	0	0	66	10.6	
Derek MacKenzie	C	66	10:30	7	7	14	4	40	1	2	2	61	11.5	
Grant Clitsome	D	51	17:01	4	10	14	-6	24	1	0	1	74	5.4	
Samuel Pahlsson +	C	61	15:02	2	9	11	-6	22	0	1	0	63	3.2	
David Savard *	D	31	16:34	2	8	10	0	16	1	0	0	34	5.9	
Colton Gillies	C	MIN	37	9:09	0	2	2	-5	10	0	0	24	0.0	
		CBJ	38	10:59	2	4	6	-4	25	0	0	24	8.3	
		TOT	75	10:05	2	6	8	-9	35	0	0	48	4.2	
John Moore *	D	67	15:49	2	5	7	-23	8	0	0	0	64	3.1	
Marc Methot	D	46	20:03	1	6	7	-11	24	0	0	0	42	2.4	
Darryl Boyce	C	TOR	17	10:03	1	1	2	-3	16	0	0	12	8.3	
		CBJ	20	9:54	0	3	3	-5	19	0	0	13	0.0	
		TOT	37	9:58	1	4	5	-8	35	0	0	25	4.0	
Brett Lebda	D	30	16:28	1	3	4	-1	14	0	0	0	36	2.8	
Jared Boll	RW	54	8:07	2	1	3	-8	126	0	0	0	35	5.7	
Matt Calvert	LW	13	9:07	0	3	3	-5	16	0	0	0	4	0.0	
Kris Russell +	D	12	17:34	2	1	3	-1	13	0	0	0	20	10.0	
Ryan Russell *	LW	41	11:40	2	0	2	-7	2	0	0	0	39	5.1	
Maksim Mayorov *	LW	10	10:39	1	1	2	-3	2	0	0	0	9	11.1	
Tomas Kubalik *	RW	8	13:17	1	1	2	-3	6	0	0	0	8	12.5	
Alexandre Giroux	LW	9	12:11	1	0	1	-2	8	0	0	0	18	5.6	
Radek Martinek	D	7	19:26	1	0	1	-3	0	0	0	0	10	10.0	
Cody Bass	C	14	9:05	0	1	1	0	32	0	0	0	13	0.0	
Dalton Prout *	D	5	11:47	0	0	0	1	0	0	0	0	2	0.0	
Andrew Joudrey	C	1	9:16	0	0	0	0	0	0	0	0	1	0.0	
Kristian Huselius	LW	2	16:12	0	0	0	-2	2	0	0	0	2	0.0	
Dane Byers *	LW	8	8:05	0	0	0	0	29	0	0	0	8	0.0	
Cody Goloubef *	D	1	6:00	0	0	0	1	0	0	0	0	0	0.0	
TOTALS		82		198	337	535		1,035	49	7	25	2,454	8.1	

GOALTENDERS	GP	MIN	W	L	OT	SO	GA	SA	SV	GAA	SV%	A	PTS	PIM
Steve Mason	46	2,534	16	26	3	1	143	1,355	1,212	3.39	.894	2	2	2
Curtis Sanford	36	1,983	10	18	4	1	86	971	885	2.60	.911	0	0	0
Allen York *	11	417	3	2	0	0	16	199	183	2.30	.920	0	0	0
Shawn Hunwick *	1	3	0	0	0	0	0	0	0	0.00	.000	0	0	0
TOTALS	82	4,937	29	46	7	2	245	2,525	2,280	2.98	.903	2	2	2

+Traded Player * Rookie

2011-12 SEASON NOTES

- ★ Completed their 11th season in the National Hockey League with a 29-46-7 record (65 pts.), finishing fifth in the Central Division, 15th in the Western Conference and 30th in the NHL.
- ★ After going 13-32-6 over the first 51 games of the season, the club improved to 16-14-1 over the final 31 games.
- ★ Todd Richards was named interim head coach after Scott Arniel was relieved of his duties on Jan. 9 and led the club to an 18-21-2 record, including a 14-0-0 mark when taking a lead into the third period.
- ★ Left wing Rick Nash tallied 30-29-59 in 82 games, leading the club in goals for the eighth-straight season and points for the fifth-straight season. He is one of only four players to record 30 goals in each of the past five seasons (Iginla, Kovalchuk, Ovechkin) and became the first Blue Jacket to play in 600 games with the club on Oct. 22 at Ottawa.
- ★ Left wing R.J. Umberger registered 20-20-40 in 77 games to rank second on the club in goals and played the 500th game of his NHL career on Dec. 2 at Edmonton. He had his franchise record streak of 288-consecutive games played come to an end when he missed five games from Jan. 13-21 due to injury. The streak began on Oct. 10, 2008.
- ★ Right wing Derek Dorsett collected 12-8-20 and 235 penalty minutes in 77 games to become one of only three players since 1996 to lead the NHL in penalty minutes and score 10 or more goals.



2010-11 FINAL STATS

GENERAL MANAGER: Scott Howson | **HEAD COACH:** Scott Arniel | **CAPTAIN:** Rick Nash

PLAYERS	POS	GP	TOI	G	A	P	+/-	PIM	PP	SH	GW	S	S%
Rick Nash	LW	75	18:55	32	34	66	2	34	6	0	7	305	10.5
R.J. Umberger	LW	82	19:12	25	32	57	3	38	8	3	3	220	11.4
Antoine Vermette	C	82	18:48	19	28	47	0	60	3	1	3	183	10.4
Derick Brassard	C	74	17:01	17	30	47	-11	55	6	0	3	183	9.3
Jakub Voracek	RW	80	16:58	14	32	46	-3	26	2	0	2	183	7.7
Fedor Tyutin	D	80	22:41	7	20	27	-12	32	1	0	0	128	5.5
Kristian Huselius	LW	39	16:22	14	9	23	-17	10	6	0	1	94	14.9
Derek MacKenzie	C	63	10:50	9	14	23	14	22	0	1	1	76	11.8
Kris Russell	D	73	17:31	5	18	23	-9	37	1	0	0	88	5.7
Matt Calvert *	LW	42	11:05	11	9	20	3	12	3	0	1	50	22.0
Samuel Pahlsson	C	82	15:20	7	13	20	-13	30	0	1	1	108	6.5
Jan Hejda	D	77	21:07	5	15	20	-6	28	0	0	0	79	6.3
Grant Clitsome *	D	31	21:16	4	15	19	2	16	2	0	0	50	8.0
Anton Stralman	D	51	19:44	1	17	18	-11	22	1	0	1	80	1.3
Derek Dorsett	RW	76	13:12	4	13	17	-15	184	0	0	0	112	3.6
Chris Clark	RW	53	14:38	5	10	15	-3	38	2	0	0	83	6.0
Marc Methot	D	74	19:53	0	15	15	2	58	0	0	0	58	0.0
Jared Boll	RW	73	7:40	7	5	12	-2	182	0	0	2	66	10.6
Kyle Wilson *	C	32	10:38	4	7	11	-3	12	0	0	0	38	10.5
Rostislav Klesla +	D	45	19:18	3	7	10	10	26	0	0	0	45	6.7
Andrew Murray	C	29	11:22	4	4	8	2	4	0	0	1	48	8.3
Scottie Upshall	RW	PHX	61	13:26	16	11	27	5	42	2	0	144	11.1
		CBJ	21	15:45	6	1	7	-12	10	0	0	47	12.8
		TOT	82	14:02	22	12	34	-7	52	2	0	191	11.5
Nikita Filatov	LW	23	12:19	0	7	7	3	8	0	0	0	31	0.0
Mike Commodore	D	20	18:33	2	4	6	-8	44	0	0	2	32	6.3
Ethan Moreau	LW	37	12:28	1	5	6	-9	24	0	0	1	56	1.8
Sami Lepisto	D	PHX	51	16:38	4	7	11	7	37	0	0	31	12.9
		CBJ	19	20:01	0	5	5	3	18	0	0	25	0.0
		TOT	70	17:33	4	12	16	10	55	0	0	56	7.1
Tom Sesito *+	LW	9	9:31	2	2	4	-4	40	1	0	0	7	28.6
Tomas Kubalik *	RW	4	14:45	0	2	2	-3	0	0	0	0	5	0.0
Maksim Mayorov *	LW	5	8:42	1	0	1	0	0	0	0	0	3	33.3
Craig Rivet	D	BUF	23	13:02	1	2	3	-5	12	0	0	20	5.0
		CBJ	14	17:21	1	0	1	-7	23	0	0	13	7.7
		TOT	37	14:40	2	2	4	-12	35	0	0	33	6.1
Nick Holden *	D	5	17:11	0	0	0	0	0	0	0	0	6	0.0
Mike Blunden	RW	1	10:31	0	0	0	-1	0	0	0	0	2	0.0
Nate Guenin +	D	3	14:47	0	0	0	-3	2	0	0	0	2	0.0
John Moore *	D	2	11:28	0	0	0	0	0	0	0	0	0	0.0
TOTALS		82		210	373	583		1,127	42	6	29	2,506	11.9

GOALTENDERS	GP	MIN	W	L	OT	SO	GA	SA	SV	GAA	SV%	A	PTS	PIM
Steve Mason	54	3,027	24	21	7	3	153	1,541	1,388	3.03	.901	1	1	2
Mathieu Garon	36	1,938	10	14	6	3	88	887	799	2.72	.901	1	1	2
David LeNeveu	1	20	0	0	0	0	2	12	10	6.00	.833	0	0	0
TOTALS	82	4,985	34	35	13	6	243	2,440	2,197	2.92	.900	2	2	4

+Traded Player * Rookie

2010-11 SEASON NOTES

- ★ Completed 10th NHL season with a 34-35-13 record (81 pts.), finishing fifth in the Central Division, 13th in the Western Conference and 24th in the NHL.
- ★ Opened the season playing two games against the San Jose Sharks at Ericsson Globe Arena in Stockholm, Sweden as a part of NHL Premiere.
- ★ Columbus had the best start in franchise history, posting a 14-6-0 mark in the first 20 games (previous best was a 12-6-2 record in 2009-10).
- ★ The 14-8-0 record in October and November marked the highest winning percentage (.636) for the first two months of the season in club history (previous best was 13-9-4, .591 winning percentage in 2009-10).
- ★ Left wing Rick Nash collected 32-34-66 in 75 games to lead the club in goals for the seventh-straight season and points for the fourth-straight season. He ranked sixth in the NHL in shots, 12th-T in game-winning goals and 14th-T in goals. He was selected to play in his fifth-consecutive All-Star Game and recorded a goal and an assist for Team Staal in an 11-10 loss.
- ★ Left wing R.J. Umberger, center Samuel Pahlsson and center Antoine Vermette were the only Blue Jackets to play in all 82 games. Umberger set career highs in points, while setting franchise records with assists in eight-straight games from Nov. 10-26 (8a) and points in 10-straight games from Nov. 10-Dec. 1 (3g, 10a).
- ★ Left wing Matt Calvert became the second Blue Jackets rookie to register a hat trick with three goals on Feb. 25 vs. Phoenix.



2009-10 FINAL STATS

GENERAL MANAGER: Scott Howson | **HEAD COACH:** Ken Hitchcock / Claude Noel | **CAPTAIN:** Rick Nash

PLAYERS	POS	GP	TOI	G	A	P	+/-	PIM	PP	SH	GW	S	S%
Rick Nash	LW	76	20:56	33	34	67	-2	58	10	2	6	254	13.0
Antoine Vermette	C	82	20:08	27	38	65	2	32	6	2	1	156	17.3
Kristian Huselius	LW	74	18:23	23	40	63	-4	36	8	1	5	162	14.2
R.J. Umberger	LW	82	19:10	23	32	55	-16	40	8	1	4	221	10.4
Jakub Voracek	RW	81	15:37	16	34	50	-7	26	4	0	1	154	10.4
Derick Brassard	C	79	14:56	9	27	36	-17	48	4	0	0	125	7.2
Anton Stralman	D	73	20:29	6	28	34	-17	37	4	0	0	121	5.0
Fedor Tyutin	D	80	23:31	6	26	32	-7	49	3	0	2	149	4.0
Raffi Torres +	LW	60	13:34	19	12	31	-8	32	7	0	3	99	19.2
Kris Russell	D	70	18:35	7	15	22	3	32	0	0	1	108	6.5
Jason Chimera +	LW	39	14:46	8	9	17	-7	47	1	0	1	92	8.7
Samuel Pahlsson	C	79	16:16	3	13	16	-9	32	0	0	0	93	3.2
Derek Dorsett	RW	51	10:53	4	10	14	6	105	0	0	0	57	7.0
Jan Hejda	D	62	20:38	3	10	13	-14	36	1	0	0	63	4.8
Mike Commodore	D	57	19:00	2	9	11	-9	62	0	0	1	54	3.7
Mathieu Roy +	D	31	18:19	0	10	10	-2	17	0	0	0	32	0.0
Rostislav Klesla	D	26	20:06	2	6	8	-7	26	0	0	1	24	8.3
Marc Methot	D	60	19:31	2	6	8	-8	51	0	0	0	42	4.8
Andrew Murray	C	46	10:21	5	2	7	-6	6	0	0	0	73	6.8
Jared Boll	RW	68	7:12	4	3	7	-8	149	0	0	0	56	7.1
Fredrik Modin +	LW	24	14:40	2	4	6	-6	12	0	0	2	35	5.7
Chris Clark	RW	WSH	38	11:39	4	11	15	-4	27	0	1	59	6.8
		CBJ	36	12:06	3	2	5	-8	21	0	0	46	6.5
		TOT	74	11:52	7	13	20	-12	48	0	1	105	6.7
Mike Blunden *	RW	40	8:06	2	2	4	3	59	0	0	0	40	5.0
Derek MacKenzie	C	18	8:41	1	3	4	3	0	0	0	0	14	7.1
Grant Clitsome *	D	11	14:44	1	2	3	0	6	0	0	0	7	14.3
Milan Jurcina +	D	WSH	27	17:26	0	4	4	0	14	0	0	32	0.0
		CBJ	17	18:01	1	2	3	2	10	0	1	17	5.9
		TOT	44	17:40	1	6	7	2	24	0	1	49	2.0
Nikita Filatov *	LW	13	8:06	2	0	2	0	8	0	0	1	11	18.2
Tomas Kana *	C	6	8:40	0	2	2	2	2	0	0	0	4	0.0
Chad Kolarik *	C	2	6:29	0	0	0	-1	0	0	0	0	2	0.0
Alexandre Picard +	LW	9	7:13	0	0	0	-3	10	0	0	0	12	0.0
Tom Sestito *	LW	3	5:33	0	0	0	0	7	0	0	0	0	0.0
Trevor Frischmon	C	3	6:06	0	0	0	0	4	0	0	0	1	0.0
Nathan Paetsch	D	BUF	11	9:39	1	1	2	2	6	0	0	9	11.1
		CBJ	10	11:14	0	0	0	-5	6	0	0	8	0.0
		TOT	21	10:24	1	1	2	-3	12	0	0	17	5.9
Maksim Mayorov *	LW	4	7:40	0	0	0	-1	0	0	0	0	4	0.0
Greg Moore *	C	4	5:54	0	0	0	0	0	0	0	0	2	0.0
TOTALS		82		214	381	595		1,066	56	6	30	2,338	9.2

GOALTENDERS	GP	MIN	W	L	OT	SO	GA	SA	SV	GAA	SV%	A	PTS	PIM
Steve Mason	58	3,201	20	26	9	5	163	1,653	1,490	3.05	.901	2	2	2
Mathieu Garon	35	1,771	12	9	6	2	83	858	775	2.81	.903	0	0	2
TOTALS	82	4,972	32	35	15	7	246	2,511	2,265	2.97	.902	2	2	4

+Traded Player * Rookie

2009-10 SEASON NOTES

- ★ Completed ninth NHL season with a 32-35-15 record (79 pts.), finishing fifth in the Central Division, 14th in the Western Conference and 27th in the NHL.
- ★ Began the season with a 12-6-2 mark but went 2-11-5 from Dec. 1 through Jan. 5 before rebounding to go 17-15-6 over the final 38 games of the campaign.
- ★ Scored 214 goals in 82 games, averaging 2.61 goals per game, which was the third-highest total in franchise history. The club scored a club-record 56 power play goals (on 308 attempts), converting 18.2 percent of its chances with the man advantage.
- ★ The Blue Jackets had a club-record five players record 50 or more points – Rick Nash (67), Antoine Vermette (65), Kristian Huselius (63), R.J. Umberger (55) and Jakub Voracek (50).
- ★ Left wing Rick Nash tallied 33-34-67 in 76 games to lead the club in goals for the sixth-straight season and points for the third-straight year. He also helped Canada capture the gold medal at the 2010 Olympic Games held in Vancouver, British Columbia.
- ★ Center Antoine Vermette and left wing R.J. Umberger were the only Jackets to play in all 82 games and each set career highs for points in a season. Vermette tallied 27-38-65 to surpass the 24-29-53 he collected in 81 games with Ottawa in 2007-08. Umberger notched 23-32-55, which topped his previous career best of 13-37-50 in 74 games with Philadelphia in 2007-08.
- ★ At 20 years, 8 months at season's end, right wing Jakub Voracek became the second-youngest player in Blue Jackets history to record 50 points in a season as he tallied 16-34-50 in 80 games. The only CBJ player who hit the 50-point mark at a younger age was Rick Nash with 41-16-57 in 80 games in 2003-04 (19 years, 10 months).



GM	DATE	OPPONENT	RESULT	RECORD	SCORE	CBJ GOAL SCORERS	GWG	PP	PK	SF-SA	W/L GOALIE	ATTN
1.	10/3	MIN	W	01-00-00	2-1	18s, 97	Klesla	0-3	3-4	39-33	Mason/Backstrom	18,159+
2.	10/5	at VAN	W	02-00-00	5-3	50,20,97,28,14p	Filatov	1-3	3-3	24-43	Mason/Luongo	18,810
3.	10/8	at SJS	L	02-01-00	3-6	61, 25, 14xp	Heatley	1-3	4-4	27-28	Nabokov/Mason	17,562
4.	10/10	at PHX	W	03-01-00	2-0	61,18	Nash	0-2	7-7	19-36	Garon/Bryzgalov	17,532
5.	10/13	CGY	W	04-01-00	2-1	6p,20	Huselius	1-4	1-1	33-23	Mason/Kiprusoff	13,280
6.	10/17	LAK	W	05-01-00	4-1	25,14p,61s,93p	Torres	2-6	5-5	24-28	Mason/Quick	15,251
7.	10/20	at CGY	L	05-02-00	3-6	61s, 16p, 93p	Phaneuf	2-7	5-5	30-22	Kiprusoff/Mason	19,289
8.	10/22	at EDM	L	05-03-00	4-6	20,14p,20,25	Visnovsky	1-4	4-7	32-32	Khabibulin/Garon	16,839
9.	10/24	at ANA	W	06-03-00	6-4	50,61,93,93,51,61	Tyutin	0-2	2-2	37-36	Mason/Giguere	14,468
10.	10/25	at LAK	L	06-04-00	2-6	50,20p	Stoll	1-4	2-4	27-25	Quick/Mason	15,820
11.	10/28	PHX	L	06-05-00	1-4	16p	Vandermeer	1-6	3-6	32-23	LaBarbera/Mason	13,184
12.	10/30	PIT	SOL	06-05-01	3-4	61p,61,15	Crosby	1-7	5-5	32-32	Johnson/Mason	19,136+
13.	11/1	at WSH	OTW	07-05-01	5-4	61,18p,14,14,18p	Umberger	2-6	4-5	32-36	Mason/Theodore	18,277
14.	11/4	SJS	SOL	07-05-02	2-3	25, 61p	Boyle	1-1	1-2	28-38	Nabokov/Mason	13,401
15.	11/5	at ATL	W	08-05-02	4-3	93,16,14,14	Torres	0-2	6-8	21-35	Garon/Pavelec	10,878
16.	11/7	CAR	W	09-05-02	3-2	28,40,61	Nash	0-3	5-5	26-26	Mason/Leighton	14,850
17.	11/11	DET	L	09-06-02	1-9	61	Datsyuk	0-2	2-4	26-39	Howard/Mason	15,304
18.	11/13	ANA	SOW	10-06-02	3-2	61,20,20x	Huselius	1-4	5-5	29-34	Garon/Giguere	15,577
19.	11/16	EDM	SOW	11-06-02	3-2	6p,50p,93x	Voracek	2-4	3-5	32-25	Garon/Khabibuli	13,030
20.	11/19	at DAL	W	12-06-02	4-1	61p,20s,20p,14p	Huselius	3-7	4-4	28-26	Mason/Turco	16,155
21.	11/21	at NSH	SOL	12-06-03	3-4	18,18,6p	Legwand	1-3	6-8	29-48	Rinne/Pekka	13,790
22.	11/23	at NYR	L	12-07-03	4-7	24,40,20,93	Avery	0-1	3-4	30-33	Lundqvist/Garon	18,200
23.	11/24	at MTL	L	12-08-03	3-5	50,6p,50p	Bergeron	3-6	4-8	36-29	Price/Garon	21,273
24.	11/26	at OTT	L	12-09-03	1-2	20p	Foligno	1-6	3-4	33-36	Elliot/Mason	19,244
25.	11/28	CGY	SOL	12-09-04	4-3	61p,3,40	Lundmark	1-2	2-3	32-32	McElhinny/Mason	17,772
26.	11/30	STL	W	13-09-04	5-2	10,18,18,50,18	Umberger	0-5	3-4	27-29	Mason/Mason	12,391
27.	12/1	at CHI	SOL	13-09-05	3-5	50,26,10	Seabrook	0-3	2-4	23-26	Huet/Mason	20,363
28.	12/3	TOR	L	13-10-05	3-6	20p,25,8p	Kessel	2-5	3-3	36-25	MacDonald/Mason	13,825
29.	12/5	COL	L	13-11-05	2-3	25,93	Stewart	0-3	5-5	31-19	Budaj/Mason	14,909
30.	12/9	FLA	W	14-11-05	3-0	25,16,26	Chimera	0-2	3-3	32-32	Mason/Vokoun	12,800
31.	12/10	at NSH	SOL	14-11-06	3-4	10,14p,61	Sullivan	1-2	3-3	31-39	Rinne/Garon	14,601
32.	12/12	ANA	L	14-12-06	1-3	18	Ryan	0-4	1-2	36-25	Hiller/Mason	14,461
33.	12/14	NSH	L	14-13-06	3-5	50p,93p,18	Sullivan	2-8	4-4	31-32	Ellis/Mason	12,856
34.	12/15	at MIN	L	14-14-06	1-2	61	Zidlicky	0-1	1-1	22-23	Backstrom/Mason	18,086
35.	12/17	PHX	SOL	14-14-07	1-2	61p	Lang	1-6	2-2	39-27	LaBarbera/Garon	13,363
36.	12/19	at COL	L	14-15-07	2-5	18p,25p	Wolski	2-3	3-5	30-31	Anderson/Mason	11,782
37.	12/21	at PHX	L	14-16-07	2-5	16,50	Doan	0-2	6-7	27-23	Bryzgalov/Garon	9,348
38.	12/23	at DAL	L	14-17-07	1-3	61	Neal	0-4	4-4	34-28	Auld/Mason	16,532
39.	12/26	at DET	L	14-18-07	1-2	50	Bertuzzi	0-4	4-5	29-27	Howard/Garon	20,066
40.	12/28	DET	OTW	15-18-07	1-0	33	Modin	0-3	4-4	40-34	Mason/Howard	18,421+
41.	12/29	at NYI	SOL	15-18-08	1-2	18	Schremp	0-3	4-4	42-25	Rolason/Mason	12,192
42.	12/31	NSH	OTL	15-18-09	1-2	14	Legwand	0-1	2-2	32-29	Ellis/Garon	18,221+
43.	1/2	COL	L	15-19-09	2-3	20p,16	Galiardi	1-3	4-5	28-37	Anderson/Mason	17,371
44.	1/5	at VAN	L	15-20-09	3-7	18,20,10	H. Sedin	0-5	2-3	32-24	Luongo/Mason	18,810
45.	1/7	at EDM	W	16-20-09	4-2	18,50,20p,8	Huselius	1-3	4-4	29-26	Garon/Dubnyk	16,839
46.	1/8	at CGY	W	17-20-09	3-2	14,18,50	Vermette	0-2	3-3	22-22	Garon/McElhinny	19,289
47.	1/10	DAL	W	18-20-09	2-0	14,50	Torres	1-5	5-5	41-26	Garon/Turco	14,501
48.	1/12	at STL	L	18-21-09	1-4	51p	Steen	1-5	2-3	27-23	Mason/Garon	17,900
49.	1/14	at CHI	L	18-22-09	0-3	-	Campbell	0-2	2-2	24-36	Huet/Garon	21,884
50.	1/16	CHI	L	18-23-09	5-6	20,61,10,61,14	Toews	0-4	1-3	26-31	Huet/Garon	18,738+
51.	1/18	STL	W	19-23-09	4-2	14,14,61p,11	Nash	1-4	3-4	30-32	Garon/Mason	14,505
52.	1/19	at PHI	L	19-24-09	3-5	18p,18,61p	Pronger	2-3	4-5	28-37	Emery/Garon	19,126
53.	1/21	at BOS	W	20-24-09	3-2	11,50,18p	Umberger	1-4	2-2	25-34	Mason/Rask	17,565
54.	1/23	at MIN	L	20-25-09	2-4	61,50	Belanger	0-2	5-5	24-28	Backstrom/Mason	18,173
55.	1/26	NSH	W	21-25-09	3-2	16,20p,33	Modin	1-4	4-4	17-31	Mason/Rinne	13,775
56.	1/28	LAK	L	21-26-09	1-4	50	Kopitar	0-3	2-3	30-18	Mason/Quick	13,709
57.	1/30	at STL	W	22-26-09	3-2	15,51p,10	Russell	1-5	2-4	19-27	Garon/Mason	19,150
58.	2/2	at COL	L	22-27-09	1-5	50s	Yip	0-4	1-1	21-26	Garon/Anderson	11,213
59.	2/4	DAL	W	23-27-09	2-1	6,18	Umberger	0-0	3-3	26-23	Mason/Turco	14,028
60.	2/6	BUF	W	24-27-09	4-0	23,61p,6,14p	Jurcina	2-6	5-5	25-28	Mason/Lalime	18,576+
61.	2/10	SJS	W	25-27-09	3-0	61,93,50	Nash	0-4	3-3	21-40	Mason/Greiss	15,234
62.	2/12	VAN	L	25-28-09	3-4	61,40,14	Samuelsson	0-2	4-5	35-35	Raycroft/Mason	16,564
63.	2/14	CHI	SOL	25-28-10	4-5	20,14,61p,51	Brouwer	1-6	4-5	26-37	Niemi/Garon	17,673
64.	3/2	VAN	OTL	25-28-11	3-4	17,50,15	Ehrhoff	0-6	3-4	30-31	Raycroft/Mason	14,513
65.	3/6	at SJS	L	25-29-11	1-2	17	Pavelski	0-4	7-8	22-44	Nabokov/Mason	17,562
66.	3/8	at LAK	L	25-30-11	0-6	-	Simmonds	0-4	3-6	35-11	Mason/Quick	17,524
67.	3/9	at ANA	W	26-30-11	5-2	15,93p,51,50p,16p	Tyutin	3-6	7-7	29-38	Garon/Hiller	13,700
68.	3/11	ATL	W	27-30-11	2-1	18p,20	Huselius	1-4	2-2	21-29	Garon/Hedberg	13,459
69.	3/13	STL	L	27-31-11	1-5	93	Backes	0-6	2-4	25-36	Mason/Mason	16,453
70.	3/15	EDM	W	28-31-11	5-3	93,11,3,20,50	Huselius	0-2	4-4	29-32	Mason/Dubnyk	13,603
71.	3/19	MIN	W	29-31-11	4-2	20,10,61,61	Nash	0-3	5-5	32-20	Garon/Harding	16,419
72.	3/20	at NSH	OTL	29-31-12	0-1	-	Fronson	0-3	3-3	33-31	Rinne/Mason	16,363
73.	3/23	at NJD	L	29-32-12	3-6	50,93,20	Zajec	0-3	3-6	22-30	Brodeur/Mason	14,202
74.	3/25	CHI	W	30-32-12	8-3	22,20,20,93ps,50,17,50p,12	Voracek	1-2	4-5	32-41	Mason/Huet	14,573
75.	3/27	NYI	OTL	30-32-13	3-4	18p,61,44	Bailey	1-4	0-0	37-28	Rolason/Garon	16,972
76.	3/28	at CHI	W	31-32-13	4-2	17,93,22,93	Commodore	0-4	4-4	20-35	Mason/Niemi	22,043
77.	3/30	TBL	W	32-32-13	3-2	61,51,61p	Nash	1-6	3-4	25-18	Mason/Niittymaki	15,760
78.	4/1	at DET	L	32-33-13	2-3	17,18p	Bertuzzi	1-2	2-3	22-32	Howard/Mason	19,259
79.	4/3	WSH	L	32-34-13	2-3	50s,50	Green	0-3	5-6	36-27	Theodore/Mason	16,957
80.	4/5	at STL	OTL	32-34-14	1-2	16p	Johnson	1-6	5-6	28-34	Mason/Garon	17,601
81.	4/7	at DET	L	32-35-14	3-4	18,26,12	Cleary	0-1	3-5	24-35	Howard/Mason	20,066
82.	4/9	DET	SOL	32-35-15	0-1	-	Bertuzzi	0-4	4-4	22-45	Howard/Mason	18,512+

+ Home Sellout



2008-09 FINAL STATS

GENERAL MANAGER: Scott Howson | **HEAD COACH:** Ken Hitchcock | **CAPTAIN:** Rick Nash

PLAYER	POS	GP	TOI	G	A	P	+/-	PIM	PP	SH	GW	S	S%	
Rick Nash	LW	78	21:09	40	39	79	11	52	6	5	5	263	15.2	
Kristian Huselius	LW	74	19:31	21	35	56	1	44	5	0	2	212	9.9	
Jason Williams	C	ATL	41	16:04	7	11	18	-9	8	4	0	2	79	8.9
		CBJ	39	15:37	12	17	29	5	16	3	0	2	74	16.2
		TOT	80	15:51	19	28	47	-4	24	7	0	4	153	12.4
R.J. Umberger	C	82	18:46	26	20	46	-10	53	9	0	2	234	11.1	
Antoine Vermette	C	OTT	62	18:03	9	19	28	-12	42	2	0	141	6.4	
		CBJ	17	19:29	7	6	13	5	8	1	1	33	21.2	
		TOT	79	18:21	16	25	41	-7	50	3	1	174	9.2	
Jakub Voracek *	RW	80	12:39	9	29	38	11	44	0	0	1	101	8.9	
Manny Malhotra	C	77	18:00	11	24	35	9	28	0	0	3	116	9.5	
Fedor Tyutin	D	82	23:30	9	25	34	1	81	5	1	0	167	5.4	
Derick Brassard *	C	31	14:25	10	15	25	12	17	3	0	1	59	16.9	
Fredrik Modin	LW	50	16:52	9	16	25	2	28	2	0	0	113	8.0	
Mike Commodore	D	81	22:53	5	19	24	11	100	0	0	0	103	4.9	
Jason Chimera	LW	49	16:14	8	14	22	8	41	1	0	1	115	7.0	
Michael Peca	C	71	14:06	4	18	22	-6	58	0	0	2	74	5.4	
Jan Hejda	D	82	22:22	3	18	21	23	38	0	0	1	66	4.5	
Kris Russell	D	66	16:07	2	19	21	-10	28	1	0	1	86	2.3	
Raffi Torres	LW	51	12:05	12	8	20	-4	23	2	0	6	74	16.2	
Marc Methot	D	66	17:57	4	13	17	7	55	0	0	0	58	6.9	
Jared Boll	RW	75	8:53	4	10	14	-6	180	1	0	0	73	5.5	
Andrew Murray	C	67	11:16	8	3	11	-6	10	1	0	3	89	9.0	
Rostislav Klesla	D	34	20:58	1	8	9	2	38	0	0	0	30	3.3	
Jiri Novotny	C	42	13:20	4	3	7	4	14	0	1	0	56	7.1	
Christian Backman	D	56	15:39	2	5	7	5	32	1	0	1	54	3.7	
Derek Dorsett *	RW	52	8:53	4	1	5	-1	150	0	0	1	59	6.8	
Nikita Filatov *	LW	8	8:07	4	0	4	3	0	0	0	1	10	40.0	
Chris Gratton	C	18	10:47	0	2	2	-3	10	0	0	0	16	0.0	
		CBJ	6	9:45	0	1	1	2	2	0	0	4	0.0	
		TOT	24	10:32	0	3	3	-1	12	0	0	20	0.0	
Craig MacDonald	C	8	10:39	1	1	2	1	0	0	0	1	6	16.7	
Ole-Kristian Tollefsen	D	19	10:20	0	1	1	-4	37	0	0	0	12	0.0	
Alexandre Picard	LW	15	6:53	0	1	1	-1	26	0	0	0	10	0.0	
Aaron Rome *	D	8	15:28	0	1	1	1	0	0	0	0	7	0.0	
Clay Wilson *+	D	5	9:26	0	1	1	-2	0	0	0	0	9	0.0	
Derek MacKenzie	C	1	7:15	0	0	0	-1	2	0	0	0	1	0.0	
Maksim Mayorov *	RW	3	5:44	0	0	0	0	0	0	0	0	1	0.0	
Michael York	LW	1	13:15	0	0	0	0	0	0	0	0	1	0.0	
TOTALS		82		220	371	591		1,205	41	8	35	2,370	9.3	

GOALTENDERS	GP	MIN	W	L	OT	SO	GA	SA	SV	GAA	SV%	A	PTS	PIM
Steve Mason *	61	3,664	33	20	7	10	140	1,658	1,518	2.29	.915	0	0	2
Pascal Leclaire +	12	674	4	6	1	0	43	324	281	3.83	.867	1	1	0
Fredrik Norrena	8	323	1	3	2	0	17	133	116	3.16	.872	0	0	0
Dan LaCosta *	3	156	2	0	0	1	4	80	76	1.54	.950	0	0	0
Wade Dubielewicz	3	169	1	2	0	0	10	77	67	3.56	.870	0	0	0
TOTALS	82	4,986	41	31	10	11	214	2,272	2,058	2.58	.906	1	1	2

+Traded Player * Rookie

2008-09 SEASON NOTES

- ★ Completed their eighth NHL season with a 41-31-10 record (92 pts.), finishing fourth in the Central Division, seventh in the Western Conference and 16th in the NHL, setting franchise records for wins and points in a season.
- ★ After beginning the season 3-6-0 through Oct. 27, went 38-25-10 and posted winning months in five consecutive months – Nov.: 6-4-3; Dec.: 7-6-1; Jan.: 7-5-1; Feb.: 7-4-1 and Mar.: 9-4-2.
- ★ Compiled franchise-best records at home (25-13-3, 53 pts.) and on the road (16-18-7, 39 pts.).
- ★ Went 13-3-2 vs. Eastern Conference teams, which was the best record among all Western Conference clubs.
- ★ Left wing Rick Nash tallied 40-39-79 in 78 games, leading the club in goals for the fifth-straight season and points for the second year in a row and setting a club record with 24 multi-point games. He collected two hat tricks – Jan. 27 vs. Detroit and Mar. 7 at Detroit in which he became the first player to score three unassisted goals since 1948 (Montreal's Maurice Richard). He notched 1-2-3 at the All-Star Game on Jan. 25 and won the NHL Foundation Player Award for his efforts in the community.
- ★ Goaltender Steve Mason went 33-20-7 with a 2.29 GAA, .916 SV% and 10 SO in 61 games to earn the Calder Memorial Trophy as the NHL's top rookie, Second Team NHL All-Star and All-Rookie Team honors. His 10 shutouts led the NHL, set a franchise record and were the most by a rookie since 1969-70 (Chicago's Tony Esposito, NHL record 15).
- ★ Right wing Jakub Voracek tallied 9-29-38 (one point shy of club rookie points record), +11 in 80 games and ranked second among NHL rookies in assists, eighth-T in plus/minus and 10th in points, while center Derick Brassard was leading all NHL rookies in scoring with 10-15-25 and was +12 in 31 games when he suffered a season-ending injury at Dallas on Dec. 18.



GM	DATE	OPPONENT	RESULT	RECORD	SCORE	CBJ GOAL SCORERS	GWG	PP	PK	SF-SA	W/L GOALIE	ATTN
1.	10/10	at DAL	OTW	01-00-00	5-4	93,20,17,16,61	Nash	0-3	6-7	27-31	Leclaire/Turco	18,532
2.	10/11	at PHX	L	01-01-00	1-3	16p	Mueller	1-4	5-7	29-30	Bryzgalov/Leclaire	17,125
3.	10/14	at SJS	L	01-02-00	2-5	20p,5p	Marleau	2-6	1-2	33-25	Nabokov/Leclaire	17,496
4.	10/17	NSH	W	02-02-00	5-3	61,28,93,61p,25p	Nash	2-4	5-5	28-30	Leclaire/Ellis	17,930
5.	10/18	at NSH	L	02-03-00	3-6	25,3,61	Erat	0-4	4-4	26-30	Ellis/Norrena	13,259
6.	10/21	VAN	W	03-03-00	4-2	25,20p,15,61	Dorsett	1-4	3-4	32-25	Leclaire/Luongo	12,057
7.	10/24	NYR	L	03-04-00	1-3	93	Dubinsky	0-6	6-7	26-32	Lundqvist/Leclaire	14,724
8.	10/25	at MIN	L	03-05-00	1-2	97	Nolan	0-2	4-4	26-23	Backstrom/Norrena	18,568
9.	10/27	ANA	L	03-06-00	2-3	12s,16	Selanne	0-6	4-5	32-24	Giguere/Norrena	10,494
10.	10/30	at COL	W	04-06-00	4-2	16,25,17,8	Murray	0-0	2-4	32-17	Norrena/Raycroft	14,945
11.	11/1	CHI	SOL	04-06-01	3-4	18p,51s,20	Toews	1-10	2-4	51-24	Huet/Norrena	14,680
12.	11/3	at NYI	OTL	04-06-02	3-4	3,18p,18	Campoli	1-7	2-2	34-29	MacDonald/Norrena	10,184
13.	11/5	EDM	W	05-06-02	5-4	20p,16,18,33,27	Malhotra	1-6	4-5	38-26	Mason/Roloson	11,228
14.	11/7	MTL	W	06-06-02	4-3	18,3,33,20x	Huselius	0-8	5-7	28-37	Mason/Halak	14,603
15.	11/8	CGY	W	07-06-02	3-1	25,16,27	Brassard	0-7	5-6	28-23	Mason/McElhinney	14,088
16.	11/12	PHX	L	07-07-02	2-5	61p,16	Porter	1-4	5-5	33-30	Bryzgalov/Mason	11,350
17.	11/14	at BUF	W	08-07-02	6-1	18,19,16,27,18,61	Peca	0-2	7-8	25-37	Leclaire/Lalime	18,690
18.	11/15	at MIN	SOL	08-07-03	2-3	20,61	Zidlicky	0-1	2-3	26-30	Backstrom/Mason	18,568
19.	11/18	EDM	L	08-08-03	2-7	20,61p	Pouliot	1-7	1-3	39-19	Roloson/Leclaire	12,689
20.	11/22	at ATL	W	09-08-03	2-0	61,18	Nash	0-3	2-2	31-15	Mason/Pavelec	15,561
21.	11/26	PHX	L	09-09-03	2-3	20,25	Tikhonov	0-8	5-6	40-25	Tellqvist/Mason	14,569
22.	11/28	at DET	L	09-10-03	3-5	91,51,51	Hossa	0-6	3-5	16-35	Osgood/Leclaire	20,066
23.	11/29	WSH	W	10-10-03	3-0	14,61,61s	Torres	0-3	5-5	31-26	Mason/Johnson	17,448
24.	12/1	VAN	W	11-10-03	3-2	33p,17,20	Huselius	1-8	2-4	29-32	Mason/Schneider	13,299
25.	12/4	at SJS	L	11-11-03	2-3	61,33	Thornton	0-2	4-6	31-22	Nabokov/Mason	17,496
26.	12/6	at LAK	L	11-12-03	0-3	-	Simmonds	0-4	2-2	23-18	LaBarbera/Mason	15,235
27.	12/7	at ANA	L	11-13-03	3-5	16p,10,33	Ryan	1-6	3-3	32-34	Giguere/Mason	16,914
28.	12/11	NSH	SOW	12-13-03	2-1	22,93x	Voracek	0-4	3-3	36-26	Mason/Ellis	13,484
29.	12/13	NYI	W	13-13-03	3-1	33p,25,17	Chimera	1-2	3-3	35-25	Mason/MacDonald	15,443
30.	12/14	at CHI	L	13-14-03	1-3	33	Havlat	0-1	2-3	32-31	Huet/Mason	21,379
31.	12/17	SJS	OTW	14-14-03	2-1	19,18	Umberger	0-3	5-5	32-48	Mason/Nabokov	13,884
32.	12/18	at DAL	SOL	14-14-04	5-6	61,16p,18,20,61	Richards	1-4	2-4	28-17	Turco/Leclaire	16,281
33.	12/20	at PHX	L	14-15-04	0-2	-	Reinprecht	0-2	3-3	33-24	Bryzgalov/Mason	16,125
34.	12/23	LAK	L	14-16-04	0-3	-	Ivanans	0-5	3-3	24-42	Quick/Mason	15,145
35.	12/27	PHI	W	15-16-04	3-0	8,17p,27	Hejda	1-6	3-3	33-20	Mason/Niitymaki	18,402+
36.	12/29	at LAK	W	16-16-04	2-0	10p,61	Russell	1-3	4-4	25-24	Mason/Quick	18,118
37.	12/31	at ANA	W	17-16-04	2-0	11,19	MacDonald	0-4	5-5	29-27	Mason/Giguere	16,758
38.	1/2	at COL	W	18-16-04	6-1	20,61ps,20,22,93,18p	Nash	1-4	6-6	30-24	Mason/Budaj	14,482
39.	1/3	at STL	L	18-17-04	2-5	22,33	Tkachuk	0-5	5-9	22-27	Legace/Mason	19,150
40.	1/6	at DET	L	18-18-04	0-3	-	Datsyuk	0-3	2-4	23-40	Conklin/Mason	19,717
41.	1/9	at WSH	W	19-18-04	3-0	18,51p,40p	Umberger	2-7	6-6	23-45	Mason/Theodore	18,277
42.	1/10	MIN	W	20-18-04	4-2	28,15,28,28	Filatov	0-2	2-3	32-23	Mason/Harding	16,605
43.	1/13	COL	W	21-18-04	4-3	93,18p,20,19	Peca	1-4	3-4	27-26	Mason/Raycroft	15,343
44.	1/16	NJD	L	21-19-04	1-2	27	Madden	0-3	0-1	27-28	Weekes/Mason	17,738
45.	1/18	at VAN	SOW	22-19-04	6-5	27,29p,61,22,14,29x	Williams	1-2	3-4	28-30	Mason/Luongo	18,630
46.	1/20	at EDM	L	22-20-04	3-4	40,3,29	Hemsky	0-2	1-2	23-22	Roloson/Mason	16,839
47.	1/21	at CGY	SOL	22-20-05	4-5	18,18p,93,61s	Bertuzzi	1-5	5-6	33-31	Kiprusoff/Mason	19,289
48.	1/27	DET	OTW	23-20-05	3-2	61s,61p,61	Nash	1-3	1-2	23-23	Mason/Osgood	16,348
49.	1/30	OTT	W	24-20-05	1-0	93	Voracek	0-6	5-5	25-18	Mason/Auld	17,080
50.	1/31	DAL	L	24-21-05	3-7	20,51p,40	Neal	1-4	3-3	38-31	Turco/Dubielewicz	18,049
51.	2/3	STL	L	24-22-05	2-4	18p,51	Boyes	1-5	4-4	35-22	Mason/Mason	13,560
52.	2/6	at PIT	L	24-23-05	1-4	51p	Sykora	1-5	0-1	34-25	Fleury/Dubielewicz	17,050
53.	2/7	SJS	OTW	25-23-05	2-3	29,61,5	Backman	0-1	4-5	20-30	LaCosta/Nabokov	18,144+
54.	2/10	COL	W	26-23-05	3-0	17,29,33	Murray	0-2	3-3	30-31	LaCosta/Budaj	14,506
55.	2/13	DET	W	27-23-05	3-2	14,25,29	Williams	0-4	4-4	25-34	Mason/Osgood	18,802+
56.	2/14	at CAR	W	28-23-05	5-1	22,20p,18p,27,20	Huselius	2-4	3-3	20-27	Mason/Ward	18,680
57.	2/16	DAL	SOL	28-23-06	2-3	18p,18	Neal	1-6	3-3	43-22	Turco/Mason	15,006
58.	2/18	STL	W	29-23-06	4-3	51p,27,61,17	Murray	1-3	4-5	21-24	Mason/Mason	14,305
59.	2/19	at TOR	SOW	30-23-06	4-3	61,18,20,61x	Nash	0-2	4-5	34-35	Mason/Pogge	19,179
60.	2/21	ANA	L	30-24-06	2-5	61p,20p	Perry	2-8	1-2	28-13	Giguere/Mason	18,628+
61.	2/24	at CGY	L	30-25-06	1-4	18	Phaneuf	0-4	1-2	29-28	Kiprusoff/Mason	19,289
62.	2/26	at EDM	W	31-25-06	1-0	14	Torres	0-4	2-2	32-19	Mason/Roloson	16,839
63.	3/1	at VAN	L	31-26-06	1-3	61	Kestler	0-5	4-5	20-30	Luongo/Mason	18,630
64.	3/3	LAK	W	32-26-06	5-4	93,14p,27,12,27	Malhotra	1-1	2-3	25-26	Mason/Quick	15,049
65.	3/5	at NSH	L	32-27-06	2-4	29,61	Sullivan	0-3	2-2	33-23	Rinne/Mason	13,064
66.	3/7	at DET	W	33-27-06	8-2	14,18,29,61s,61,18,17,61	Williams	1-2	6-6	28-46	Mason/Osgood	20,066
67.	3/10	BOS	W	34-27-06	2-0	14p,61	Torres	1-3	3-3	34-35	Mason/Thomas	16,675
68.	3/12	PIT	SOW	35-27-06	4-3	20,29,50,20x	Huselius	0-6	3-4	28-41	Mason/Fleury	19,167+
69.	3/13	at CHI	W	36-27-06	5-3	50,20,50p,14,61s	Torres	1-2	4-6	22-30	Dubielewicz/Huet	22,176
70.	3/15	DET	L	36-28-06	0-4	-	Hossa	0-4	4-5	23-30	Osgood/Mason	18,685+
71.	3/18	CHI	OTW	37-28-06	4-3	18,15,61,50	Vermette	0-5	6-7	28-27	Mason/Huet	15,190
72.	3/21	at FLA	W	38-28-06	3-1	14,14,50	Torres	0-1	3-3	27-23	Mason/Vokoun	17,032
73.	3/24	at TBL	OTL	38-28-07	1-2	8	St. Louis	0-3	0-1	34-17	McKenna/Mason	14,454
74.	3/26	CGY	W	39-28-07	5-0	27,29p,14,18,29p	Malhotra	2-5	7-7	36-33	Mason/Kiprusoff	16,327
75.	3/28	at STL	SOL	39-28-08	3-4	50s,20,61	Perron	0-3	5-5	27-28	Mason/Mason	19,250
76.	3/29	STL	L	39-29-08	2-5	51p,61	Perron	1-4	5-6	28-27	Mason/Mason	17,095
77.	3/31	NSH	W	40-29-08	2-1	18,14	Torres	0-2	2-2	33-22	Mason/Rinne	14,495
78.	4/4	at NSH	SOL	40-29-09	4-5	61,12,61p,29	Koistinen	1-3	6-7	23-33	Rinne/Mason	16,750
79.	4/5	CHI	OTL	40-29-10	0-1	-	Versteeg	0-3	3-3	20-25	Khabibulin/Mason	15,957
80.	4/8	at CHI	SOW	41-29-10	4-3	50,29,61,51x	Tyutin	0-1	2-3	22-27	Mason/Khabibulin	21,536
81.	4/10	at STL	L	41-30-10	1-3	12	Tkachuk	0-0	4-6	17-25	Mason/Mason	19,250
82.	4/11	MIN	L	41-31-10	3-6	61,40,15	Gaborik	0-3	5-6	28-28	Harding/Mason	19,013+

+ Home Sellout



2007-08 FINAL STATS

GENERAL MANAGER: Scott Howson | **HEAD COACH:** Ken Hitchcock | **CAPTAIN:** Adam Foote / Rick Nash

PLAYER	POS	GP	TOI	G	A	P	+/-	PIM	PP	SH	GW	S	S%
Rick Nash	LW	80	20:29	38	31	69	2	95	10	4	6	329	11.6
Nikolai Zherdev	RW	82	19:22	26	35	61	-9	34	7	0	3	254	10.2
Michael Peca	C	65	18:34	8	26	34	-1	64	3	0	3	86	9.3
Ron Hainsey	D	78	22:33	8	24	32	-7	25	8	0	0	161	5.0
Jason Chimera	LW	81	17:29	14	17	31	-5	98	1	1	3	198	7.1
Manny Malhotra	C	71	16:27	11	18	29	-3	34	2	0	2	112	9.8
Sergei Fedorov +	C	50	17:27	9	19	28	-3	30	5	0	1	94	9.6
David Vyborny	RW	66	15:29	7	19	26	-8	34	2	0	0	106	6.6
Dan Fritsche	C	69	12:20	10	12	22	2	22	1	1	4	109	9.2
Jiri Novotny	C	65	17:43	8	14	22	-10	24	1	0	0	91	8.8
Rostislav Klesla	D	82	23:12	6	12	18	7	60	3	0	1	130	4.6
Adam Foote +	D	63	24:01	1	14	15	3	95	0	1	0	57	1.8
Dick Tarnstrom	D	EDM	29	19:35	1	4	5	-6	40	0	0	22	4.5
		CBJ	19	19:03	2	7	9	-5	12	1	0	22	9.1
		TOT	48	19:22	3	11	14	-11	52	1	0	44	6.8
Jan Hejda	D	81	21:07	0	13	13	20	61	0	0	0	71	0.0
Fredrik Modin	LW	23	16:50	6	6	12	1	20	2	0	1	41	14.6
Curtis Glencross *+	LW	36	12:07	6	6	12	3	25	1	0	1	63	9.5
Andrew Murray *	C	39	11:42	6	4	10	0	12	0	0	0	45	13.3
Jared Boll *	RW	75	8:00	5	5	10	-4	226	0	0	3	63	7.9
Kris Russell *	D	67	14:47	2	8	10	-12	14	1	0	1	90	2.2
Gilbert Brule	C	61	9:53	1	8	9	-4	24	0	0	1	74	1.4
Kris Beech	C	16	12:59	5	4	9	3	2	2	0	0	24	20.8
Joakim Lindstrom *	C	25	9:26	3	4	7	0	14	2	0	1	25	12.0
Ole-Kristian Tollefsen	D	51	12:18	2	2	4	-3	111	0	1	0	21	9.5
Duvie Westcott	D	23	16:25	1	3	4	-10	30	1	0	0	27	3.7
Derek MacKenzie	C	17	7:46	2	0	2	-2	8	0	0	0	19	10.5
Aaron Rome *	D	17	18:10	1	1	2	-4	33	0	0	0	15	6.7
Clay Wilson *	D	7	16:55	1	1	2	3	2	0	0	0	12	8.3
Derick Brassard *	C	17	9:03	1	1	2	-4	6	0	0	0	13	7.7
Jody Shelley +	LW	31	4:20	0	0	0	-2	44	0	0	0	10	0.0
Tom Sestito *	LW	1	4:36	0	0	0	0	17	0	0	0	0	0.0
Adam Pineault *	RW	3	11:02	0	0	0	-2	0	0	0	0	5	0.0
Alexandre Picard	LW	3	6:46	0	0	0	0	2	0	0	0	1	0.0
Marc Methot *	D	9	14:13	0	0	0	-1	8	0	0	0	9	0.0
Zenon Konopka	C	3	7:54	0	0	0	0	15	0	0	0	4	0.0
TOTALS		82		190	314	504		1,301	53	8	31	2,381	8.0

GOALTENDERS	GP	MIN	W	L	OT	SO	GA	SA	SV	GAA	SV%	A	PTS	PIM
Dan LaCosta *	1	13	0	0	0	0	0	5	5	0.00	1.000	0	0	0
Pascal Leclaire	54	2,986	24	17	6	9	112	1,379	1,267	2.25	.919	2	2	2
Fredrik Norrena +	37	1,960	10	19	6	2	89	856	767	2.73	.896	1	1	0
TOTALS	82	4,959	34	36	12	11	201	2,240	2,039	2.43	.910	3	3	2

+Traded Player * Rookie

2007-08 SEASON NOTES

- ★ Completed their seventh season in the NHL with a 34-36-12 record (80 pts.), finishing fourth in the Central Division, 13th in the Western Conference and 25th in the NHL and hitting the 80-point mark for the first time in franchise history.
- ★ Got off to the best start in franchise history with an 8-3-2 record through its first 11 games and had a winning record every day from Oct. 23 through Apr. 2.
- ★ Ranked eighth in the NHL in goals-against average, allowing 2.56 per game, which was the lowest in franchise history, and had the ninth-ranked penalty killing unit in the league at 83.3 percent.
- ★ Posted a 23-18-9 record in games outside the Central Division, but were just 11-18-3 against divisional opponents.
- ★ Left wing Rick Nash tallied 38-31-69 in 80 games, became the first player in club history to record three 30-goal seasons and led the club in goals for the fourth-straight year. He played in his third All-Star Game at Atlanta's Philips Arena on Jan. 27, set an ASG record when he scored just :12 into the game and became the 15th player to record a hat trick in ASG history.
- ★ Goaltender Pascal Leclaire went 24-17-6 with a 2.25 GAA, .919 SV% and nine SO in 54 games, ranking second in the NHL in shutouts, seventh in goals-against average and 11th in save percentage.
- ★ Left wing Jason Chimera set a franchise record by playing in 243 consecutive games from Oct. 9, 2005 to Apr. 5, 2008 (previous record was 194 by David Vyborny).
- ★ Right wing David Vyborny tallied 7-19-26 in 66 games and concluded his CBJ career with 113-204-317 in 543 games, becoming the first player to appear in 500 games as a Blue Jacket.



GM	DATE	OPPONENT	RESULT	RECORD	SCORE	CBJ GOAL SCORERS	GWG	PP	PK	SF-SA	W/L GOALIE	ATTN
1.	10/5	ANA	W	01-00-00	4-0	61,91p,61p,6p	Nash	3-11	7-7	37-28	Leclaire/Bryzgalov	17,852
2.	10/6	at MIN	L	01-01-00	2-3	6p,52s	Burns	1-1	4-4	21-31	Backstrom/Norrena	18,568
3.	10/10	PHX	W	02-01-00	3-0	27,25,40	Malhotra	0-3	6-6	33-32	Leclaire/Aebischer	11,944
4.	10/14	at COL	L	02-02-00	1-5	97	Hejduk	0-5	5-7	25-26	Budaj/Leclaire	16,153
5.	10/17	DAL	SOL	02-02-01	2-3	61,12p	Jokinen	1-5	3-3	35-30	Smith/Norrena	11,820
6.	10/19	at BUF	W	03-02-01	3-0	19,61p,13	Peca	1-6	5-5	29-21	Leclaire/Miller	18,690
7.	10/21	VAN	L	03-03-01	1-4	61p	Biekša	1-10	5-6	36-19	Sanford/Leclaire	12,667
8.	10/23	at CHI	W	04-03-01	7-4	61,12,12,91p,61,13,55a	Nash	1-4	6-6	26-28	Norrena/Khabibulin	10,884
9.	10/25	STL	W	05-03-01	3-0	40,61p,12	Boll	1-3	2-2	28-36	Leclaire/Toivonen	12,786
10.	10/27	SJS	W	06-03-01	2-1	49,91p	Fedorov	1-7	5-5	18-17	Leclaire/Nabokov	13,234
11.	10/31	at LAK	W	07-03-01	4-1	25,17,25,61s	Brule	0-5	5-6	36-34	Leclaire/LaBarbera	11,491
12.	11/1	at ANA	SOL	07-03-02	1-2	13p	Schneider	1-6	6-6	20-34	Giguere/Norrena	17,174
13.	11/4	STL	W	08-03-02	3-0	27,61,25	Malhotra	0-4	4-4	25-21	Leclaire/Toivonen	13,254
14.	11/7	at CHI	L	08-04-02	2-5	97,13	Seabrook	0-6	2-2	26-35	Lalime/Norrena	9,717
15.	11/9	at DET	L	08-05-02	1-4	61p	Holmstrom	1-7	4-6	16-36	Hasek/Leclaire	18,654
16.	11/10	at NSH	SOL	08-05-03	3-4	11,27p,13	Erat	1-7	7-9	39-29	Mason/Norrena	15,947
17.	11/12	NSH	L	08-06-03	1-4	9	Erat	0-1	3-3	30-31	Mason/Leclaire	12,554
18.	11/14	CHI	W	09-06-03	4-2	61,91,49,25	Fritsche	0-1	3-3	21-18	Leclaire/Lalime	13,622
19.	11/16	at STL	L	09-07-03	2-3	11,61	Mayers	0-6	3-3	30-23	Legace/Norrena	19,150
20.	11/18	DET	SOL	09-07-04	4-5	10p,91p,61p,13	Franzen	3-5	2-4	40-35	Osgood/Leclaire	15,503
21.	11/21	FLA	L	09-08-04	2-5	11p,61	Olesz	1-6	3-6	36-29	Vokoun/Leclaire	13,326
22.	11/23	at MIN	W	10-08-04	4-0	19p,9p,49s,61	Peca	2-5	9-9	29-32	Leclaire/Backstrom	18,568
23.	11/24	DET	SOW	11-08-04	3-2	27,12,61x	Nash	0-4	2-3	28-25	Leclaire/Osgood	17,513
24.	11/26	at EDM	L	11-09-04	1-3	6p	Cogliano	1-7	3-3	37-20	Roloson/Norrena	16,839
25.	11/29	at VAN	L	11-10-04	0-2	-	Ohlund	0-5	4-4	26-21	Luongo/Norrena	18,630
26.	12/1	at CGY	OTW	12-10-04	4-3	13,11,24p,11	Glencross	1-3	4-5	26-36	Norrena/Kiprusoff	19,289
27.	12/3	DAL	SOL	12-10-05	1-2	13	Hagman	0-5	5-5	26-34	Turco/Leclaire	12,233
28.	12/5	COL	W	13-10-05	5-4	61,61,38p,13,49	Fritsche	1-3	2-3	31-36	Norrena/Budaj	12,851
29.	12/8	MIN	L	13-11-05	1-2	13	Rolston	0-1	4-4	32-26	Backstrom/Leclaire	15,666
30.	12/10	ANA	OTL	13-11-06	3-4	97p,24,13p	Pronger	2-9	3-6	35-28	Giguere/Leclaire	11,984
31.	12/12	COL	W	14-11-06	4-1	27,40,24,91	Boll	0-2	3-3	16-16	Norrena/Theodore	13,150
32.	12/15	at BOS	L	14-12-06	0-2	-	Reich	0-5	2-3	32-18	Auld/Norrena	14,058
33.	12/18	CGY	L	14-13-06	1-3	11	Tanguay	0-6	5-6	37-23	Kiprusoff/Leclaire	13,181
34.	12/21	LAK	W	15-13-06	2-1	12,13	Zherdev	0-2	6-7	35-34	Norrena/LaBarbera	14,034
35.	12/23	NSH	L	15-14-06	1-3	49	Dumont	0-4	3-4	31-32	Mason/Norrena	15,481
36.	12/26	ATL	W	16-14-06	2-0	49p,40	Fritsche	1-4	2-2	28-21	Leclaire/Lehtonen	15,726
37.	12/27	at NSH	L	16-15-06	3-4	24p,9p,12	Koistinen	2-6	5-6	39-32	Mason/Norrena	14,331
38.	12/29	CAR	W	17-15-06	4-1	13,97p,13,24	Klesla	1-6	3-4	23-24	Leclaire/Ward	17,453
39.	12/31	EDM	W	18-15-06	4-2	12,61s,61p,61	Nash	1-3	4-4	33-28	Leclaire/Roloson	16,774
40.	1/2	at ANA	L	18-16-06	1-2	51	Pronger	0-5	4-5	27-34	Giguere/Leclaire	17,174
41.	1/3	at LAK	W	19-16-06	4-3	91,38,19,19	Peca	0-3	5-5	28-33	Norrena/LaBarbera	14,173
42.	1/5	at SJS	L	19-17-06	2-3	51,91p	Rissmiller	1-3	1-1	23-19	Nabokov/Norrena	17,496
43.	1/8	at STL	L	19-18-06	1-6	61	McDonald	0-2	2-3	18-31	Legace/Norrena	14,818
44.	1/11	STL	W	20-18-06	6-4	61,6p,25,13,49,13p	Fritsche	2-5	5-6	37-30	Leclaire/Toivonen	15,233
45.	1/12	NSH	SOW	21-18-06	2-1	97,13x	Zherdev	0-1	3-3	29-27	Leclaire/Mason	16,230
46.	1/15	VAN	W	22-18-06	3-2	6p,13p,25	Chimera	2-7	2-3	21-27	Leclaire/Luongo	13,555
47.	1/17	at PHX	W	23-18-06	4-3	61,97p,13,61	Nash	1-2	5-7	32-35	Leclaire/Tellqvist	11,114
48.	1/19	at DAL	L	23-19-06	1-3	13p	Barnes	1-3	3-3	30-14	Smith/Norrena	17,811
49.	1/20	at COL	L	23-20-06	1-3	33	Guite	0-2	3-3	27-27	Theodore/Leclaire	17,197
50.	1/22	at DAL	W	24-20-06	4-2	2,51,2p,61p	Russell	2-6	6-6	30-33	Leclaire/Smith	17,087
51.	1/24	at CHI	W	25-20-06	1-0	40	Boll	0-5	6-6	27-30	Leclaire/Khabibulin	16,094
52.	1/29	PHX	L	25-21-06	2-4	33,25	Mueller	0-2	2-3	24-28	Bryzgalov/Leclaire	15,127
53.	1/31	at NSH	L	25-22-06	2-4	13p,49	Fiddler	1-3	6-7	33-31	Mason/Leclaire	13,745
54.	2/2	MIN	L	25-23-06	1-4	16	Rolston	0-4	3-3	34-20	Backstrom/Norrena	18,529+
55.	2/5	WSH	OTL	25-23-07	3-4	61s,25,61	Ovechkin	0-4	3-3	31-37	Johnson/Norrena	14,450
56.	2/7	at PHX	W	26-23-07	2-1	25s,13p	Zherdev	1-4	6-7	33-27	Norrena/Bryzgalov	13,918
57.	2/8	at SJS	OTL	26-23-08	1-2	25	Thornton	0-2	3-4	32-22	Nabokov/Norrena	17,210
58.	2/10	LAK	SOL	26-23-09	2-3	6p,61p	O'Sullivan	2-4	2-3	33-34	Cloutier/Leclaire	15,823
59.	2/13	CHI	L	26-24-09	2-7	23p,33p	Byfuglien	2-6	3-5	26-31	Khabibulin/Norrena	14,918
60.	2/15	at DET	W	27-24-09	5-1	61p,33,13,33,6p	Modin	2-5	3-4	23-21	Leclaire/Osgood	20,066
61.	2/17	at STL	L	27-25-09	1-5	61s	Perron	0-4	4-7	19-28	Legace/Leclaire	19,150
62.	2/19	at TOR	L	27-26-09	1-3	13	Anropov	0-4	4-5	27-25	Toskala/Leclaire	19,347
63.	2/21	at OTT	SOW	28-26-09	3-2	61,91,61x	Nash	0-1	3-4	24-29	Leclaire/Emery	19,612
64.	2/23	at MTL	W	29-26-09	3-0	61,51,27	Nash	0-3	6-6	22-31	Leclaire/Price	21,273
65.	2/27	SJS	L	29-27-09	2-4	99	Roenicke	0-2	3-5	19-32	Nabokov/Leclaire	16,029
66.	2/29	at VAN	OTW	30-27-09	3-2	51,61,25	Chimera	0-3	4-4	33-23	Leclaire/Luongo	18,630
67.	3/2	at EDM	SOL	30-27-10	3-4	61,25,23	Hemsky	0-4	5-6	38-29	Garon/Leclaire	16,839
68.	3/4	at CGY	L	30-28-10	0-1	-	Conroy	0-6	4-4	39-19	Kiprusoff/Leclaire	19,289
69.	3/7	EDM	OTL	30-28-11	1-2	49	Cogliano	0-4	1-2	31-17	Garon/Leclaire	14,933
70.	3/9	TBL	W	31-28-11	5-3	9,26,19,25p,12	Chimera	1-4	7-7	25-27	Leclaire/Smith	14,796
71.	3/14	CHI	L	31-29-11	3-6	33p,49,61	Kane	1-5	1-3	32-25	Lalime/Norrena	15,699
72.	3/16	DET	W	32-29-11	4-3	27,55,27,13	Zherdev	0-2	4-6	17-46	Norrena/Hasek	18,188+
73.	3/18	CGY	W	33-29-11	3-0	61,27,27	Nash	0-3	2-2	38-18	Norrena/Kiprusoff	14,270
74.	3/19	at DET	L	33-30-11	1-3	27p	Zetterberg	1-7	4-5	23-27	Osgood/Norrena	19,061
75.	3/22	DET	L	33-31-11	1-4	61	Zetterberg	0-5	3-5	12-21	Hasek/Norrena	17,681
76.	3/25	at NSH	L	33-32-11	0-3	-	Hlavac	0-6	3-4	36-24	Ellis/Norrena	16,330
77.	3/26	CHI	W	34-32-11	4-0	38p,4,9,19	Lindstrom	1-6	3-3	36-17	Norrena/Khabibulin	14,454
78.	3/28	NSH	L	34-33-11	0-2	-	Hlavac	0-2	3-3	43-25	Ellis/Norrena	15,495
79.	3/30	at CHI	SOL	34-33-12	4-5	51,19p,13,26	Kane	1-5	4-7	35-33	Khabibulin/Norrena	20,885
80.	4/3	at DET	L	34-34-12	2-3	6p, 44	Zetterberg	1-6	6-7	22-39	Hasek/Leclaire	19,435
81.	4/5	at STL	L	34-35-12	0-3	-	Boyes	0-2	2-4	25-25	Legace/Leclaire	19,150
82.	4/6	STL	L	34-36-12	1-4	19p	Boyes	1-5	4-5	36-19	Toivonen/Norrena	17,739

+ Home Sellout



2006-07 FINAL STATS

GENERAL MANAGER: Doug MacLean | **HEAD COACH:** Gerard Gallant / Gary Agnew / Ken Hitchcock | **CAPTAIN:** Adam Foote

PLAYER	POS	GP	TOI	G	A	P	+/-	PIM	PP	SH	GW	S	S%
David Vyborny	RW	82	20:20	16	48	64	6	60	6	0	2	158	10.1
Rick Nash	LW	75	19:11	27	30	57	-8	73	9	1	5	228	11.8
Fredrik Modin	LW	79	19:06	22	20	42	-3	50	6	0	4	220	10.0
Sergei Fedorov	C	73	19:56	18	24	42	-7	56	7	2	2	163	11.0
Jason Chimera	LW	82	15:22	15	21	36	2	91	2	2	2	151	9.9
Ron Hainsey	D	80	22:53	9	25	34	-19	69	7	0	0	136	6.6
Nikolai Zherdev	RW	71	16:13	10	22	32	-19	26	3	0	2	164	6.1
Dan Fritsche	C	59	14:02	12	15	27	3	35	5	1	4	81	14.8
Anson Carter +	RW	54	14:49	10	17	27	-1	16	3	0	1	62	16.1
Manny Malhotra	C	82	14:48	9	16	25	-8	76	2	0	3	109	8.3
Anders Eriksson	D	79	20:12	0	23	23	12	46	0	0	0	78	0.0
Rostislav Klesla	D	75	22:54	9	13	22	-13	105	2	0	0	159	5.7
Gilbert Brule *	C	78	10:38	9	10	19	-21	28	3	0	0	98	9.2
Alexander Svitov	C	76	13:46	7	11	18	-10	145	1	0	2	83	8.4
Adam Foote	D	59	24:44	3	9	12	-17	71	2	0	0	78	3.8
Duvie Westcott	D	23	22:08	4	6	10	-13	18	2	0	1	34	11.8
Aaron Johnson	D	61	12:43	3	7	10	-9	38	0	0	0	52	5.8
Geoff Platt *	C	26	10:03	4	5	9	1	10	0	0	0	40	10.0
Ole-Kristian Tollefsen *	D	70	14:13	2	3	5	2	123	1	0	0	39	5.1
Marc Methot *	D	20	14:37	0	4	4	5	12	0	0	0	11	0.0
Mark Hartigan +	C	6	13:50	1	2	3	2	2	1	0	0	11	9.1
Bryan Berard	D	11	18:57	0	3	3	-4	8	0	0	0	22	0.0
Derrick Walser	D	9	12:13	2	0	2	-1	0	2	0	0	10	20.0
Jody Shelley	LW	72	4:51	1	1	2	-6	125	0	0	0	32	3.1
Jaroslav Balastik	LW	8	8:10	1	1	2	-3	4	1	0	0	6	16.7
Joakim Lindstrom *	C	9	8:27	1	0	1	-3	4	0	0	0	9	11.1
Joe Motzko +	RW	7	6:26	1	0	1	0	0	0	0	0	10	10.0
Curtis Glencross *	LW	ANA	2	10:43	1	0	1	-1	2	0	0	5	20.0
		CBJ	7	8:42	0	0	0	-4	0	0	0	3	0.0
		TOT	9	9:09	1	0	1	-5	2	0	0	8	12.5
Alexandre Picard *	LW	23	7:49	0	1	1	-3	6	0	0	0	20	0.0
Zenon Konopka	C	6	5:00	0	0	0	-2	20	0	0	0	2	0.0
Steven Goertzen	RW	7	5:21	0	0	0	0	10	0	0	0	1	0.0
Filip Novak *	D	6	9:55	0	0	0	1	2	0	0	0	3	0.0
Darcy Campbell *	D	1	5:41	0	0	0	0	0	0	0	0	0	0.0
TOTALS		82		196	337	533		1,337	65	6	28	2,273	8.6

GOALTENDERS	GP	MIN	W	L	OT	SO	GA	SA	SV	GAA	SV%	A	PTS	PIM
Tomas Popperle *	2	45	0	0	0	0	1	14	13	1.35	.928	0	0	0
Fredrik Norrena	55	2,952	24	23	3	3	137	1,420	1,283	2.78	.903	0	0	6
Pascal Leclaire	24	1,315	6	15	2	1	65	629	564	2.97	.897	0	0	2
Ty Conklin +	11	491	2	3	2	0	27	210	183	3.30	.871	0	0	0
Brian Boucher	CHI	15	827	1	10	3	1	45	389	344	3.26	.884	0	0
	CBJ	3	142	1	1	0	0	9	67	58	3.80	.866	0	0
	TOT	18	969	2	11	3	1	54	456	402	3.34	.882	0	0
TOTALS	82	4,945	33	42	7	4	239	2,340	2,101	2.90	.898	0	0	8

+Traded Player * Rookie

2006-07 SEASON NOTES

- ★ Completed their sixth season in the National Hockey League with a 33-42-7 record (73 pts.), finishing fourth in the Central Division, 11th in the Western Conference and 24th in the NHL.
- ★ Posted a 27-26-5 record from Dec. 2 through the end of the season and set franchise records for road wins (15) and road points (33) in a season.
- ★ Accumulated 1,357 penalty minutes in 82 games, averaging 16.5 PIM per game, which was the third-highest total in the NHL and the third-highest in club history (1,505/18.4 PIM in 2002-03; 1,396/17.0 in 2005-06).
- ★ From Jan. 1, 2004 through the end of the 2006-07 season, Columbus was the best team in the NHL in games decided in overtime or a shootout. The Jackets went 29-16 and earned 74 of a possible 90 points (.822) during that time. Tampa Bay ranked second with a 29-18 mark and 76 of a possible 94 points (.809).
- ★ Left wing Rick Nash tallied 27-30-57 and 73 PIM in 75 games to lead the club in goals for the third-straight season and become the franchise's all-time leader in that category with 116 in 283 games. He played in his second-consecutive All-Star Game on Jan. 24 at Dallas and tallied 2-2-4 to lead the Western Conference to a 12-9 win.
- ★ Right wing David Vyborny led the club in scoring for the second-straight season with 16-48-64 in 82 games, setting career highs for assists. He became the second player in franchise history to record back-to-back 40-assist seasons (Ray Whitney, 2001-03) and was the club's all-time leader in points (291), games played (477), assists (185), shorthanded goals (7) and multi-point games (64).
- ★ Goaltender Fredrik Norrena went 24-23-3 with a 2.78 GAA, .904 SV% and three shutouts in 55 games to become the first netminder in franchise history to finish a season with a record over .500. He made 21 saves on Dec. 2 at Edmonton and 41 saves on Dec. 5 at Colorado to post back-to-back shutouts.



GM	DATE	OPPONENT	RESULT	RECORD	SCORE	CBJ GOAL SCORERS	GWG	PP	PK	SF-SA	W/L GOALIE	ATTN
1.	10/6	VAN	OTL	00-00-01	2-3	42p,9p	D. Sedin	2-5	3-4	20-44	Luongo/LeClaire	18,136+
2.	10/7	at CHI	W	01-00-01	5-4	61p,40p,27p,61,10	Westcott	3-8	5-7	24-22	LeClaire/Khabibulin	17,133
3.	10/9	PHX	W	02-00-01	5-1	13p,61p,13,77,10p	Nash	3-12	9-9	29-24	LeClaire/Morrison	16,298
4.	10/14	at MIN	L	02-01-01	0-5	-	Rolston	0-3	5-7	24-30	Fernandez/LeClaire	18,568
5.	10/20	TOR	L	02-02-01	2-4	27,16	Peca	0-7	3-4	25-27	Raycroft/LeClaire	17,303
6.	10/21	at PIT	L	02-03-01	3-5	17p,33,13p	Malkin	2-11	6-9	39-34	Fleury/Norrena	14,637
7.	10/23	SJS	L	02-04-01	0-3	-	Bernier	0-7	6-8	23-32	Toskala/LeClaire	16,067
8.	10/27	LAK	W	03-04-01	2-0	13,33	Zherdev	0-5	8-8	14-38	LeClaire/Cloutier	16,087
9.	10/28	at NJD	L	03-05-01	0-1	-	Parise	0-4	5-5	22-21	Brodeur/LeClaire	14,015
10.	11/1	COL	L	03-06-01	3-5	91,33p,9	Rycroft	1-9	3-4	44-22	Theodore/LeClaire	16,007
11.	11/3	CGY	SOW	04-06-01	5-4	91p,10p,9p,9p,27x	Malhotra	4-9	4-5	37-32	LeClaire/McLennan	16,103
12.	11/4	at DET	L	04-07-01	1-4	6p	Zetterberg	1-9	7-7	17-37	Hasek/LeClaire	20,066
13.	11/9	at STL	W	05-07-01	4-2	61p,97,49s,97	Fritsche	1-5	4-5	29-26	LeClaire/Legace	9,631
14.	11/10	EDM	L	05-08-01	1-4	77p	Lupul	1-5	4-4	27-29	Roloso/LeClaire	16,902
15.	11/12	at CHI	L	05-09-01	0-1	-	Kukkonen	0-8	3-3	28-19	Boucher/Norrena	14,078
16.	11/15	NSH	L	05-10-01	4-5	25,61,61,33	Nichol	0-5	4-5	33-30	Vokoun/LeClaire	16,283
17.	11/17	COL	L	05-11-01	0-3	-	Stastny	0-4	3-4	25-28	Budaj/Norrena	16,375
18.	11/18	at NSH	L	05-12-01	2-4	91p,49	Arnott	1-8	7-10	30-25	Vokoun/LeClaire	16,283
19.	11/20	NSH	L	05-13-01	1-3	25	Nichol	0-2	5-6	24-23	Vokoun/Norrena	16,174
20.	11/22	STL	SOL	05-13-02	3-4	13,97p,33	Guerin	1-6	2-2	32-38	Legace/LeClaire	15,279
21.	11/24	at PHI	L	05-14-02	2-3	25,61p	Richards	1-6	4-5	41-22	Niittymaki/LeClaire	19,301
22.	11/25	MIN	W	06-14-02	5-3	77,33,91,13,91p	Zherdev	1-5	3-4	33-22	Norrena/Fernandez	15,493
23.	11/28	at VAN	L	06-15-02	0-1	-	Naslund	0-8	6-6	24-33	Luongo/LeClaire	18,630
24.	12/1	at CGY	L	06-16-02	1-2	6p	Kobasew	1-5	4-4	19-31	Kiprusoff/LeClaire	19,289
25.	12/2	at EDM	W	07-16-02	4-0	16,17p,77,49	Svitov	1-3	6-6	23-21	Norrena/Roloso	16,839
26.	12/5	at COL	W	08-16-02	3-0	25,77,33	Chimera	0-2	4-4	21-42	Norrena/Budaj	17,339
27.	12/9	at STL	W	09-16-02	5-1	33p,91,52,17,91	Fedorov	1-4	7-8	24-25	Norrena/Bacashihua	11,831
28.	12/10	OTT	W	10-16-02	6-2	61p,61p,49p,6p,49p,27	Fritsche	5-11	6-7	31-33	LeClaire/Gerber	15,797
29.	12/12	at DAL	W	11-16-02	3-1	9,49,25	Fritsche	0-6	7-8	23-26	Norrena/Turco	17,411
30.	12/14	at PHX	SOL	11-16-03	4-5	77,61,91s,9	Comrie	0-5	7-9	25-29	Tellqvist/Norrena	11,301
31.	12/16	CHI	L	11-17-03	4-6	61p,9,33p,16	Smolinski	2-5	1-2	36-24	Khabibulin/Norrena	17,288
32.	12/18	DET	W	12-17-03	4-3	25s,61,91p,91	Fedorov	1-6	4-4	26-36	Norrena/Osgood	17,046
33.	12/20	at DET	L	12-18-03	0-5	-	Cleary	0-6	4-6	27-25	Hasek/Norrena	20,066
34.	12/22	VAN	W	13-18-03	3-2	44,77p,61	Nash	1-6	4-5	22-33	Norrena/Luongo	15,861
35.	12/23	at NYI	L	13-19-03	0-4	-	Blake	0-9	9-9	26-23	DiPietro/Norrena	11,797
36.	12/26	BOS	OTW	14-19-03	5-4	25,91s,9,91p,9	Vyborny	1-6	5-6	42-26	Norrena/Thomas	17,376
37.	12/28	DET	L	14-20-03	4-7	6,9,49p,52p	Cleary	2-4	2-3	25-36	Osgood/Norrena	17,408
38.	12/29	at MIN	OTL	14-20-04	3-4	25p,38,16	Walz	1-4	8-11	29-24	Fernandez/Conklin	18,568
39.	12/31	CHI	W	15-20-04	3-1	91p,27,10	Malhotra	1-4	5-5	24-22	Norrena/Khabibulin	18,136+
40.	1/3	at LAK	L	15-21-04	0-3	-	Camalleri	0-4	9-10	26-32	Garon/Norrena	16,451
41.	1/5	at ANA	W	16-21-04	4-3	97,97,33,27	Malholtra	0-7	6-7	33-36	Norrena/Khabibulin	17,405
42.	1/6	at SJS	L	16-22-04	2-5	17p,13p	Ehrhoff	2-7	5-10	19-33	Toskala/Norrena	17,496
43.	1/9	STL	SOL	16-22-05	3-4	49,44,27p	Stempniak	1-5	3-4	22-24	Legace/Norrena	15,238
44.	1/12	at NSH	L	16-23-05	0-2	-	Arnott	0-2	4-4	22-24	Vokoun/Norrena	14,136
45.	1/13	NSH	L	16-24-05	1-4	6p	Smithson	1-8	3-3	40-17	Mason/Norrena	16,825
46.	1/16	at CHI	OTW	17-24-05	5-4	91,97,37,33,25	Chimera	0-1	3-3	18-28	Conklin/Khabibulin	10,263
47.	1/18	at NSH	L	17-25-05	0-4	-	Legwand	0-5	3-4	33-26	Mason/Conklin	10,927
48.	1/19	DET	W	18-25-05	3-1	49,16p,52p	Svitov	2-8	6-6	27-42	Norrena/Hasek	18,136+
49.	1/26	BUF	W	19-25-05	3-2	61p,97,49	Fritsche	1-6	4-6	26-38	Norrena/Miller	18,136+
50.	1/27	MIN	W	20-25-05	3-2	97p,49p,77	Carter	2-7	8-9	22-37	Norrena/Fernandez	18,136+
51.	1/30	at VAN	SOW	21-25-05	3-2	77,49p,13x	Zherdev	1-2	1-3	22-37	Conklin/Luongo	18,630
52.	1/31	at EDM	L	21-26-05	2-5	9p,33	Sykora	1-2	1-3	22-37	Markannen/Conklin	16,839
53.	2/2	at CGY	L	21-27-05	2-6	97,25	Giordano	0-6	6-10	22-24	Kiprusoff/Conklin	19,289
54.	2/6	PHX	L	21-28-05	0-3	-	Reinprecht	0-4	5-5	28-27	Joseph/Norrena	13,825
55.	2/8	CGY	W	22-28-05	2-1	9,33	Modin	0-5	3-4	31-25	Norrena/McLennan	15,739
56.	2/11	CHI	L	22-29-05	4-5	6p,77p,16,9	Bondra	2-4	3-4	28-28	Khabibulin/LeClaire	17,054
57.	2/14	STL	L	22-30-05	2-4	61,16	Backes	0-3	3-3	22-17	Legace/LeClaire	14,295
58.	2/16	SJS	W	23-30-05	3-0	33,17,91p	Modin	0-5	3-4	31-25	Norrena/Nabakov	16,045
59.	2/18	MTL	L	23-31-05	2-3	13,17	Bouillon	0-4	4-4	33-28	Halak/LeClaire	16,116
60.	2/20	at STL	SOL	23-31-06	4-5	9p,25,6p,61	Stempniak	2-4	5-8	31-35	Legace/Norrena	11,104
61.	2/22	EDM	L	23-32-06	0-4	-	Horcoff	0-5	5-7	28-28	Roloso/Norrena	15,541
62.	2/24	at NYR	W	24-32-06	3-2	91,25s,61s	Nash	0-2	4-5	25-42	Norrena/Lundqvist	18,200
63.	2/25	NSH	SOL	24-32-07	3-4	33p,45,6	Radulov	1-4	3-4	19-29	Mason/Conklin	16,220
64.	2/27	at COL	L	24-33-07	2-3	61,61	Rycroft	0-4	1-2	23-23	Budaj/Norrena	17,127
65.	3/2	at DAL	SOW	25-33-07	3-2	27,91,25x	Chimera	0-1	2-3	24-24	Norrena/Turco	17,147
66.	3/3	at PHX	W	26-33-07	4-3	61,25,33p,61	Nash	1-6	5-7	27-35	Boucher/Joseph	16,207
67.	3/7	LAK	OTW	27-33-07	3-2	47,9,9p	Vyborny	1-4	4-5	30-29	Norrena/Garon	15,154
68.	3/9	DAL	L	27-34-07	0-3	-	Zubov	0-3	3-5	30-31	Turco/Norrena	17,284
69.	3/10	at NSH	L	27-35-07	1-2	17	Legwand	0-4	4-4	29-33	Vokoun/Norrena	17,113
70.	3/14	at ANA	SOW	28-35-07	5-4	33p,13,13,61,9x	Vyborny	1-7	5-5	27-38	Norrena/Giguere	17,174
71.	3/16	at SJS	L	28-36-07	0-3	-	Thornton	0-4	6-6	35-24	Toskala/Norrena	17,496
72.	3/17	at LAK	L	28-37-07	3-5	47,61,47	Blake	0-7	8-10	34-20	Garon/Norrena	17,197
73.	3/20	CHI	W	29-37-07	5-2	17,33,33,23p,55p	Modin	2-7	4-5	30-24	Norrena/Khabibulin	15,195
74.	3/22	at DET	SOW	30-37-07	2-1	55,91x	Fedorov	0-6	5-5	30-36	Norrena/Osgood	20,066
75.	3/25	STL	W	31-37-07	4-1	23p,27,33,47	Malhotra	1-3	7-8	26-26	Norrena/Bacashihua	16,007
76.	3/27	at STL	W	32-37-07	4-1	6p,33,33,61p	Modin	2-7	4-5	30-24	Norrena/Khabibulin	15,195
77.	3/29	ANA	L	32-38-07	2-5	44,91	Getzlaf	0-4	3-6	25-31	Giguere/Norrena	15,340
78.	3/30	at CHI	L	32-39-07	1-3	25p	Havlat	1-6	2-2	32-25	Lalime/Boucher	14,111
79.	4/1	DET	L	32-40-07	1-4	61	Holmstrom	0-6	2-3	32-25	Hasek/Norrena	17,350
80.	4/3	at DET	L	32-41-07	0-3	-	Calder	0-6	6-6	35-23	Hasek/Norrena	20,066
81.	4/5	DAL	OTW	33-41-07	2-1	27,61	Nash	0-3	6-6	28-20	Norrena/Smith	15,997
82.	4/7	ANA	L	33-42-07	3-4	61,17,25	Getzlaf	0-4	1-3	45-25	Bryzgalov/Norrena	17,391

+ Home Sellout



2005-06 FINAL STATS

GENERAL MANAGER: Doug MacLean | **HEAD COACH:** Gerard Gallant | **CAPTAIN:** Adam Foote

PLAYER	POS	GP	TOI	G	A	P	+/-	PIM	PP	SH	GW	S	S%
David Vyborny	RW	80	20:41	22	43	65	-9	50	5	2	6	145	15.2
Rick Nash	LW	54	18:15	31	23	54	5	51	11	0	4	170	18.2
Nikolai Zherdev	RW	73	17:35	27	27	54	-13	50	10	0	0	194	13.9
Sergei Fedorov	C	ANA	5	20:17	0	1	1	2	0	0	0	18	0.0
		CBJ	62	21:05	12	31	43	-1	64	3	1	142	8.5
		TOT	67	21:01	12	32	44	-2	66	3	1	160	7.5
Jan Hrdina	C	75	16:57	10	23	33	-8	78	4	1	0	78	12.8
Bryan Berard	D	44	22:39	12	20	32	-29	32	11	0	2	126	9.5
Manny Malhotra	C	58	16:21	10	21	31	1	41	1	1	0	102	9.8
Jason Chimera	LW	80	12:40	17	13	30	-10	95	1	1	5	127	13.4
Trevor Letowski	RW	81	16:32	10	18	28	-2	36	1	1	1	135	7.4
Duvie Westcott	D	78	22:34	6	22	28	1	133	1	1	0	113	5.3
Jaroslav Balastik *	LW	66	12:50	12	10	22	-1	26	7	0	2	158	7.6
Adam Foote	D	65	24:33	6	16	22	-16	89	2	2	1	67	9.0
Rostislav Klesla	D	51	21:26	6	13	19	-4	75	2	0	1	84	7.1
Ron Hainsey	D	55	17:47	2	15	17	13	43	1	0	0	81	2.5
Dan Fritsche *	C	59	10:16	6	7	13	-14	22	0	0	0	93	6.5
Mark Hartigan	C	33	11:38	9	3	12	-1	22	3	0	1	54	16.7
Jody Shelley	LW	80	5:58	3	7	10	-4	163	0	0	1	39	7.7
Todd Marchant	C	18	20:05	3	6	9	-1	20	0	0	0	42	7.1
Aaron Johnson	D	26	14:11	2	6	8	9	23	1	0	1	28	7.1
Radoslav Suchy	D	79	19:55	1	7	8	-8	30	0	0	0	33	3.0
Luke Richardson	D	44	15:15	1	6	7	-18	30	0	0	0	24	4.2
Michael Rupp	RW	PHX	1	6:30	0	0	0	0	0	0	0	1	0.0
		CBJ	39	9:03	4	2	6	-3	58	0	0	38	10.5
		TOT	40	9:00	4	2	6	-3	58	0	0	39	10.3
Geoff Platt *	C	15	11:12	0	5	5	-4	16	0	0	0	29	0.0
Gilbert Brule *	C	7	13:11	2	2	4	-2	0	0	0	0	11	18.2
Tyler Wright +	C	18	15:22	0	4	4	-3	20	0	0	0	26	0.0
Jamie Pushor	D	4	18:12	1	2	3	1	0	0	0	0	2	50.0
Cale Hulse +	D	27	15:04	0	3	3	-9	43	0	0	0	27	0.0
Francois Beauchemin *+	D	11	17:16	0	2	2	-6	11	0	0	0	16	0.0
Peter Sarno	C	1	10:42	0	0	0	0	0	0	0	0	0	0.0
Joe Motzko *	RW	2	10:35	0	0	0	-2	0	0	0	0	3	0.0
Geoff Sanderson +	LW	2	10:53	0	0	0	-1	0	0	0	0	7	0.0
Joakim Lindstrom *	C	3	5:11	0	0	0	0	0	0	0	0	4	0.0
Cam Severson	LW	4	3:05	0	0	0	0	5	0	0	0	2	0.0
Ole-Kristian Tollefsen *	D	5	16:18	0	0	0	-2	2	0	0	0	3	0.0
Andy Delmore	D	7	15:23	0	0	0	-1	2	0	0	0	7	0.0
Ben Simon	C	13	5:38	0	0	0	-4	4	0	0	0	7	0.0
Alexandre Picard *	LW	17	9:08	0	0	0	-2	14	0	0	0	10	0.0
Steven Goertzen *	RW	39	8:31	0	0	0	-17	44	0	0	0	23	0.0
TOTALS		82		215	357	572		1,392	64	10	27	2,250	9.6

GOALTENDERS	GP	MIN	W	L	OT	SO	GA	SA	SV	GAA	SV%	A	PTS	PIM
Martin Prusek	9	373	3	3	0	0	20	165	145	3.21	.879	0	0	0
Pascal Leclaire *	33	1,804	11	15	3	0	97	1,084	987	3.23	.910	1	1	2
Marc Denis	49	2,786	21	25	1	1	151	1,505	1,354	3.25	.900	1	1	2
TOTALS	82	4,963	35	43	4	1	268	2,754	2,486	3.24	.903	2	2	4

+Traded Player * Rookie

2005-06 SEASON NOTES

- ★ Completed their fifth season in the National Hockey League with a 35-43-4 record (74 pts.), finishing third in the Central Division, 13th in the Western Conference and 25th in the NHL.
- ★ Set franchise records for wins, home wins (23), road wins (12) and points in a season.
- ★ Club won a franchise record six consecutive games from Mar. 24-Apr. 3 (3-2 vs. Calgary on Mar. 24; 5-4 at Detroit on Mar. 25; 4-1 vs. San Jose on Mar. 28; 4-2 at St. Louis on Mar. 31; 5-2 vs. Chicago on Apr. 1; 3-1 at Nashville on Mar. 3).
- ★ Scored 10 shorthanded goals, which ranked 14th-T in the NHL. The club scored six goals at home (10th-T in NHL) and four on the road (16th-T in NHL). The 10 goals are the second-most in club history (12 in 2002-03), while the six scored at home are a new club record (4 in 2002-03).
- ★ Were 14-4 in games decided in overtime (6-1) or a shootout (8-3), leading the NHL in winning percentage (.777) and ranking second in OT/SO wins (Dallas, 15). The club was 8-0 at home, the only team in the NHL without an OT/SO loss at home, while the six wins in overtime tied the club record set in 2003-04.
- ★ The Blue Jackets were the best team in the NHL in games decided in overtime or shootouts since Jan. 1, 2004, posting a record of 20-0-9 and a winning percentage of .845.
- ★ Completed the first half of 2005-06 with a record of 12-27-2 (26 pts.) and were 8-11-0 at home and 4-16-2 on the road. Over the second half of the season, the club posted a 23-16-2 mark (48 pts.) and was 15-7-0 at home and 8-9-2 on the road. In the second half, Columbus ranked eighth in the NHL and fifth-T in the Western Conference in wins (Detroit - 30) and 14th and eighth, respectively, in points (Detroit - 65).
- ★ The Blue Jackets ranked third in the NHL by earning 21 points in games in which they trailed after two periods (9 wins, 3 SO losses), trailing only Dallas (27, 12-3) and Edmonton (22, 9-4). The club won nine games when trailing after two periods this season, which is more than in the club's first four seasons combined (six).
- ★ Left wing Rick Nash tallied 31 goals and led the club in goals for the second-straight season, despite missing 28 games due to injury. He improved his plus/minus rating by 40 from 2003-04 (-35 to 5). He had 1-1-2 vs. Chicago on Apr. 15 to become the first player since 2000-01 (Mario Lemieux, 35 goals in 43 games), and just the fifth in the last 10 years, to record 30 goals in a season when playing in fewer than 60 games. Collected his first career hat trick at Detroit on Apr. 7.

2005-06 RESULTS



GM	DATE	OPPONENT	RESULT	RECORD	SCORE	CBJ GOAL SCORERS	GWG/GTG	PP	PK	SF-SA	W/L GOALIE	ATTN
1.	10/5	at WSH	L	00-01-00	2-3	49,49	Zubrus	0-9	6-8	37-19	Kolzig/Leclaire	16,325
2.	10/7	CGY	L	00-02-00	1-3	10p	Langkow	1-5	8-8	20-38	Kiprusoff/Denis	18,136+
3.	10/9	at CHI	W	01-02-00	3-2	25,4p,45	Shelley	1-4	7-8	27-32	Denis/Khabibulin	11,062
4.	10/12	at SJS	L	01-03-00	1-4	21	Primeau	0-6	8-8	27-36	Nabokov/Denis	17,496
5.	10/14	at ANA	L	01-04-00	3-4	38,4p,38p	Carney	2-9	5-6	19-36	Giguere/Leclaire	12,930
6.	10/16	at LAK	L	01-05-00	1-3	13	Cammalleri	0-7	7-9	20-31	LaBarbera/Denis	17,156
7.	10/21	SJS	W	02-05-00	4-1	9,25p,52,25	Chimera	1-7	6-7	25-26	Denis/Toskala	15,388
8.	10/22	DET	L	02-06-00	0-6	-	Williams	0-7	4-5	17-36	Legace/Denis	18,136+
9.	10/24	DET	L	02-07-00	2-6	4p,10	Datsyuk	1-8	6-9	33-37	Legace/Denis	16,098
10.	10/26	NSH	OTW	03-07-00	3-2	10,42p,52s	Foote	1-6	10-12	34-24	Prusek/Vokoun	15,110
11.	10/28	MIN	SOW	04-07-00	2-1	52,10x	Letowski	0-5	3-3	53-28	Prusek/Fernandez	15,669
12.	10/29	at MIN	L	04-08-00	1-3	9p	Burns	1-9	7-8	16-24	Fernandez/Prusek	18,568
13.	11/1	at EDM	L	04-09-00	1-5	97p	Hemsky	1-4	4-6	24-35	Markkanen/Denis	16,839
14.	11/3	at CGY	L	04-10-00	1-2	9	Nilson	0-4	7-7	17-31	Kiprusoff/Denis	19,289
15.	11/4	at VAN	L	04-11-00	3-5	13,9p,13	Carter	1-6	4-6	24-26	Auld/Denis	18,630
16.	11/9	STL	W	05-11-00	3-1	9,9,26	Vyborny	0-3	8-9	23-25	Denis/Lalime	16,058
17.	11/11	EDM	L	05-12-00	1-3	26	Pisani	0-5	1-1	30-21	Markkanen/Denis	18,136+
18.	11/13	LAK	L	05-13-00	2-8	26,25	Frolov	0-4	6-8	29-28	Garon/Prusek	16,174
19.	11/16	STL	L	05-14-00	0-2	-	Stempniak	0-5	5-5	36-16	Sanford/Denis	15,802
20.	11/18	at DAL	L	05-15-00	3-6	4p,4p,15	Lehtinen	2-7	5-8	18-29	Turco/Prusek	18,532
21.	11/20	at PHX	L	05-16-00	1-5	17	Nagy	0-6	7-9	24-33	Lenneveu/Denis	13,953
22.	11/23	NSH	L	05-17-00	2-4	13,27p	Legwand	1-6	7-8	37-41	Mason/Leclaire	15,833
23.	11/25	COL	L	05-18-00	0-5	-	Svatos	0-1	2-4	35-34	Aebischer/Leclaire	18,136+
24.	11/26	at STL	W	06-18-00	4-3	27,22,17,47p	Johnson	1-3	4-5	19-34	Prusek/Sanford	15,002
25.	11/30	at MIN	SOW	07-18-00	3-2	10,15,40x	Balastik	0-4	3-4	31-34	Leclaire/Rolason	18,568
26.	12/1	at STL	L	07-19-00	1-4	40p	Wideman	1-8	8-11	26-44	Lalime/Leclaire	12,307
27.	12/8	NYI	SOW	08-19-00	4-3	13p,52p,91p,9x	Vyborny	3-7	8-10	27-40	Leclaire/DiPietro	15,728
28.	12/9	at ATL	L	08-20-00	2-5	40p,13	Petrovicky	1-5	5-6	28-31	Garnett/Leclaire	14,260
29.	12/11	NJD	OTW	09-20-00	3-2	13,13p,4	Berard	1-5	7-7	39-30	Denis/Brodeur	17,157+
30.	12/13	PHI	L	09-21-00	1-3	38p	Forsberg	1-8	5-5	24-31	Esche/Denis	16,263
31.	12/15	at CAR	L	09-22-00	1-2	20	Brind'Amour	0-4	6-7	26-32	Gerber/Leclaire	11,069
32.	12/17	at NSH	L	09-23-00	3-7	61p,38s,9	Sullivan	1-4	8-9	26-32	Vokoun/Denis	16,020
33.	12/20	at DET	SOL	09-23-01	3-4	61,15p,13	Williams	1-5	7-7	33-38	Osgood/Leclaire	20,066
34.	12/21	DAL	L	09-24-01	3-5	40,61,20	Barnes	0-8	6-7	26-35	Headberg/Leclaire	16,859
35.	12/23	NSH	L	09-25-01	4-5	40p,15,40p,25s	Hall	2-10	4-7	39-22	Vokoun/Denis	16,330
36.	12/26	CHI	OTW	10-25-01	4-3	97p,52s,13,40	Balastik	1-8	7-8	32-45	Denis/Khabibulin	17,441
37.	12/28	ANA	W	11-25-01	1-0	25	Chimera	0-10	4-4	42-40	Denis/Giguere	17,387+
38.	12/30	at CHI	W	12-25-01	3-2	49,13,61	Nash	0-3	4-5	21-43	Denis/Anderson	13,229
39.	12/31	at DET	L	12-26-01	2-5	61,25	Samuelsson	0-5	4-6	15-43	Osgood/Denis	20,066
40.	1/5	at SJS	L	12-27-01	3-6	61p,20,61p	Stevenson	2-4	3-5	31-39	Toskala/Denis	15,275
41.	1/7	at COL	SOL	12-27-02	2-3	91,61	Tanguay	0-2	5-7	21-48	Aebischer/Leclaire	18,007
42.	1/8	at PHX	W	13-27-02	5-2	97,61,4p,4p,4p	Berard	3-4	8-9	15-34	Denis/Joseph	14,436
43.	1/11	PIT	W	14-27-02	6-1	61,9,13p,40p,40,91	Vyborny	2-6	8-8	32-29	Leclaire/Sabourin	18,136
44.	1/13	at TBL	L	14-28-02	2-4	13p,9	St. Louis	1-3	6-6	24-39	Burke/Denis	20,425
45.	1/14	at FLA	OTW	15-28-02	5-4	61,9,91,25,9p	Vyborny	1-8	6-7	23-52	Leclaire/Luongo	17,991
46.	1/16	NYR	W	16-28-02	4-3	25,9p,45,61	Nash	1-3	1-1	32-36	Denis/Weekes	16,355
47.	1/18	DET	L	16-29-02	0-4	-	Holmstrom	0-7	5-7	26-41	Osgood/Leclaire	17,089
48.	1/20	STL	SOW	17-29-02	4-3	13p,9s,38,61x	Nash	1-4	7-7	35-44	Denis/Sanford	17,268
49.	1/21	at NSH	L	17-30-02	2-7	10s,4p	Perrault	1-4	4-7	29-48	Vokoun/Leclaire	15,416
50.	1/24	VAN	W	18-30-02	6-5	25,38p,13p,4p,38p,10	Letowski	4-9	4-6	43-33	Denis/Auld	16,192
51.	1/27	MIN	W	19-30-02	4-3	6,4p,61,91	Fedorov	1-9	4-6	25-28	Leclaire/Rolason	17,153
52.	1/28	NSH	W	20-30-02	4-3	9,61p,15s,9	Vyborny	1-3	6-9	24-27	Denis/Vokoun	18,136
53.	2/1	at CGY	SOW	21-30-02	2-1	13p,40x	Balastik	1-5	2-2	20-37	Denis/Kiprusoff	19,289
54.	2/2	at EDM	SOW	22-30-02	2-1	13,25x	Chimera	0-4	6-6	19-28	Denis/Markkanen	16,839
55.	2/6	at VAN	L	22-31-02	4-7	61,13p,97,61p	Sedin	2-9	6-11	33-38	Auld/Denis	18,630
56.	2/8	LAK	W	23-31-02	7-4	10,10,40p,25,9p,91,25	Vyborny	2-5	3-3	36-27	Denis/Garon	16,162
57.	2/10	COL	L	23-32-02	1-4	38	Svatos	0-2	1-3	29-27	Budaj/Denis	18,136+
58.	2/11	at NSH	L	23-33-02	2-5	61,13	Upshall	0-4	4-6	25-36	Vokoun/Denis	17,113
59.	3/2	at COL	L	23-34-02	0-1	-	Clark	0-6	6-7	24-40	Aebischer/Leclaire	18,007
60.	3/4	at LAK	L	23-35-02	2-3	13,13	Cammalleri	0-6	6-7	26-35	Garon/Denis	17,238
61.	3/5	at ANA	SOW	24-35-02	3-2	40p,13p,61x	Nash	2-9	5-6	34-45	Leclaire/Giguere	16,124
62.	3/7	CHI	L	24-36-02	1-3	27	Sharp	0-4	4-4	28-44	Anderson/Denis	16,137
63.	3/9	PHX	W	25-36-02	5-4	61p,38,13,20,25	Chimera	1-7	4-5	30-33	Leclaire/Joseph	17,066
64.	3/11	EDM	OTW	26-36-02	4-3	10,91,13,97	Klesla	0-6	4-6	31-27	Denis/Rolason	18,136+
65.	3/13	at STL	OTL	26-36-03	2-3	61,25	Backman	0-4	5-7	30-31	Lalime/Leclaire	12,130
66.	3/15	at CHI	L	26-37-03	2-3	45,61p	Calder	1-5	3-3	35-29	Khabibulin/Denis	10,130
67.	3/17	VAN	L	26-38-03	2-3	6p,27	Morrison	1-6	3-5	24-33	Auld/Leclaire	16,163
68.	3/19	ANA	L	26-39-03	3-4	13p,49,61	Lupul	1-9	5-6	28-29	Giguere/Denis	16,519
69.	3/21	PHX	L	26-40-03	2-5	52p,91	Doan	1-4	4-5	33-36	Joseph/Leclaire	15,581
70.	3/24	CGY	W	27-40-03	3-2	27,13,25	Chimera	0-7	7-8	28-28	Denis/Kiprusoff	17,041
71.	3/25	at DET	SOW	28-40-03	5-4	97,9,61,27,40x	Balastik	0-2	3-3	27-44	Leclaire/Osgood	20,006
72.	3/28	SJS	W	29-40-03	4-1	61,61p,42,27	Nash	1-2	5-5	23-29	Denis/Toskala	16,094
73.	3/31	at STL	W	30-40-03	4-2	40,25,61,61p	Nash	1-4	6-6	20-30	Leclaire/Lalime	14,101
74.	4/1	CHI	W	31-40-03	5-2	13,42,40,42p,9s	Balastik	1-7	6-7	24-29	Denis/Anderson	17,394
75.	4/3	at NSH	W	32-40-03	3-1	27s,25,42	Chimera	0-8	9-10	28-37	Leclaire/Mason	12,073
76.	4/7	at DET	SOL	32-40-04	5-6	61p,42,49,61,61	Holmstrom	1-3	2-3	23-36	Legace/Denis	20,066
77.	4/8	DET	L	32-41-04	2-4	38,27	Williams	0-2	4-4	29-30	Osgood/Leclaire	18,136+
78.	4/11	at DAL	L	32-42-04	2-3	15,91	Svoboda	0-4	5-7	17-26	Turco/Denis	18,543
79.	4/13	STL	W	33-42-04	4-1	91p,42,47,27	Hartigan	1-7	5-5	31-27	Leclaire/Bacashihua	16,262
80.	4/15	CHI	W	34-42-04	5-2	49,42,9,61	Vyborny	0-4	2-2	29-36	Denis/Khabibulin	16,555
81.	4/16	at CHI	L	34-43-04	3-4	9,61p,91s	Calder	1-5	9-11	16-41	Anderson/Leclaire	10,733
82.	4/18	DAL	W	35-43-04	5-4	9,10,5,42p,91p	Fedorov	2-5	4-5	31-36	Denis/Headberg	17,103

+ Home Sellout



2003-04 FINAL STATS

GENERAL MANAGER: Doug MacLean | **HEAD COACH:** Doug MacLean / Gerard Gallant | **CAPTAIN:** Luke Richardson

PLAYER	POS	GP	TOI	G	A	PTS	+/-	PIM	PP	SH	GW	GT	S	S%	
Rick Nash	LW	80	17:37	41	16	57	-35	87	19	0	7	2	269	15.2	
David Vyborny	RW	82	20:22	22	31	53	-26	40	8	4	2	0	158	13.9	
Nikolai Zherdev *	LW	57	16:10	13	21	34	-11	54	5	0	1	0	137	9.5	
Todd Marchant	C	77	20:38	9	25	34	-17	34	4	0	2	0	163	5.5	
Trevor Letowski	RW	73	16:19	15	17	32	-12	16	4	0	1	0	126	11.9	
Geoff Sanderson +	LW	67	16:20	13	16	29	-9	34	5	0	1	0	191	6.8	
Anders Eriksson	D	66	20:42	7	20	27	-6	18	2	0	1	1	84	8.3	
Andrew Cassels	C	58	19:17	6	20	26	-24	26	2	0	0	1	91	6.6	
Manny Malhotra	C	DAL	9	7:48	0	0	0	-2	4	0	0	0	4	0.0	
		CBJ	56	14:47	12	13	25	-5	24	1	0	2	0	103	11.7
		TOT	65	13:48	12	13	25	-7	28	1	0	2	0	107	11.2
Brian Holzinger	C	PIT	61	16:50	6	15	21	-27	38	1	1	1	0	82	7.3
		CBJ	13	15:17	1	0	1	-4	2	0	0	0	0	14	7.1
		TOT	74	16:33	7	15	22	-31	40	1	1	1	0	96	7.3
Jaroslav Spacek	D	58	23:26	5	17	22	-13	45	2	1	2	0	108	4.6	
Tyler Wright	C	68	14:34	9	9	18	-19	63	2	0	3	0	109	8.3	
Darryl Sydor	D	49	21:54	2	13	15	-19	26	1	0	0	0	80	2.5	
Rostislav Klesla	D	47	18:19	2	11	13	-16	27	0	0	1	0	74	2.7	
Alexander Svitov	C	TBL	11	9:18	0	3	3	0	4	0	0	0	0	16	0.0
		CBJ	29	12:39	2	6	8	-8	16	0	0	0	0	36	5.6
		TOT	40	11:43	2	9	11	-8	20	0	0	0	0	52	3.8
Lasse Pirjeta +	C	57	10:46	2	8	10	-6	20	0	0	0	0	78	2.6	
Derrick Walser	D	27	18:23	1	8	9	-6	22	1	0	0	0	35	2.9	
Aaron Johnson *	D	29	15:01	2	6	8	-2	32	0	0	1	0	33	6.1	
Duvie Westcott	D	34	21:10	0	7	7	-15	39	0	0	0	0	43	0.0	
Jody Shelley	LW	76	7:14	3	3	6	-10	228	1	0	0	0	62	4.8	
Luke Richardson	D	64	20:07	1	5	6	-11	48	0	0	1	0	34	2.9	
Mark Hartigan *	C	9	16:18	1	3	4	-2	6	1	0	0	0	15	6.7	
Espen Knutsen	C	14	15:27	0	4	4	-5	2	0	0	0	0	11	0.0	
Scott Lachance	D	77	18:58	0	4	4	-23	44	0	0	0	0	35	0.0	
David Ling	RW	50	7:45	1	2	3	-3	98	0	0	0	0	45	2.2	
Tim Jackman *	RW	19	9:55	1	2	3	-7	16	0	0	0	0	18	5.6	
Kent McDonell *	RW	29	10:17	1	2	3	-7	36	0	0	0	0	23	4.3	
Andrej Nedorost	LW	9	13:02	2	0	2	0	6	0	0	0	0	16	12.5	
Brad Moran *	C	2	10:03	1	1	2	-1	2	0	0	0	0	4	25	
Todd Rohloff +	D	24	19:14	0	2	2	-12	8	0	0	0	0	16	0.0	
Donald MacLean	C	4	11:41	1	0	1	-1	0	0	0	0	0	10	10	
Dan Fritsche *	C	19	8:24	1	0	1	-5	12	0	0	0	0	19	5.3	
Jeremy Reich *	C	9	7:38	0	1	1	-3	20	0	0	0	0	3	0.0	
Darrel Scoville	D	8	19:14	0	1	1	-4	6	0	0	0	0	5	0.0	
Zenith Komarniski *	D	2	14:48	0	0	0	0	0	0	0	0	0	1	0.0	
Mike Pandolfo *	LW	3	8:18	0	0	0	-2	0	0	0	0	0	3	0.0	
Greg Mauldin *	C	6	8:47	0	0	0	-2	4	0	0	0	0	6	0.0	
Joe Motzko *	RW	2	7:15	0	0	0	0	0	0	0	0	0	1	0.0	
Jamie Pushor +	D	7	13:12	0	0	0	-2	2	0	0	0	0	6	0.0	
J-L Grand-Pierre +	RW	16	7:25	0	0	0	-3	12	0	0	0	0	15	0.0	
TOTALS		82		198	331	529		1,263	60	6	28	4	2,535	7.8	

GOALTENDERS	GP	MIN	W	L	OT	SO	GA	SA	SV	GAA	SV%	A	PTS	PIM
Marc Denis	66	3,796	21	36	7	5	162	1,970	1,808	2.56	.918	2	2	10
Fred Brathwaite	21	1,050	4	11	1	0	59	574	515	3.37	.897	0	0	2
Pascal Leclaire *	2	119	0	2	0	0	7	69	62	3.52	.898	0	0	0
TOTALS	89	4,965	25	49	8	5	228	2,619	2,385	2.76	.911	2	2	12

+Traded Player * Rookie

2003-04 SEASON NOTES

- ★ Posted a 25-45-8-4 record (62 pts.) in their fourth NHL season, finishing fourth in the Central Division, 14th in the Western Conference and 27th in the NHL.
- ★ Gerard Gallant took over as interim head coach on Jan. 1 and led the club to a 16-24-4-1 record, including a season-high and club record-tying four consecutive wins from Mar. 21-27.
- ★ The Blue Jackets successfully killed off 287-of-337 opponent power plays for an 85.2 percent penalty killing percentage, which ranked ninth in the NHL and was the second-highest in club history. Columbus killed off 134-of-152 at home (88.2 pct./4th in NHL) and 153-of-185 on the road (82.7 pct./17th in NHL). The club finished the season by killing off 68-of-73 (93.2 pct.) over the final 17 games.
- ★ The Blue Jackets dressed 12 different players who were born in the 1980s with those players accounting for 43.5 percent of the club's goals (77-of-177). Columbus dressed all four of its first round draft picks – D Rostislav Klesla (2000), G Pascal Leclaire (2001), LW Rick Nash (2002) and RW Nikolai Zherdev (2003) – for the first time vs. San Jose on Dec. 31 and all four played in their first game together at Phoenix on Feb. 20.
- ★ Left wing Rick Nash won the Rocket Richard trophy as the NHL's leading goal scorer (41 – tied with Atlanta's Ilya Kovalchuk and Calgary's Jarome Iginla), becoming the youngest player in NHL history to lead the league in goal scoring. The 19-year-old finished the season with 41-16-57 in 80 games and also led the NHL with a team-record 19 power play goals. He was the first teenager to play in the All-Star Game since Quebec's Owen Nolan (19 years, 340 days) and Pittsburgh's Jaromir Jagr (19 years, 337 days) in 1992.
- ★ Right wing Nikolai Zherdev made his Blue Jackets debut on Dec. 2 and went on to tally 13-21-34 and 54 PIM in 57 games. He ranked in the top-10 among NHL rookies in points-per-game (third, 0.60), assists (fifth), points (sixth-T), power play goals (sixth-T), shots (sixth-T, 137) and goals (ninth-T) and had 1-1-2 in the YoungStars Game as part of the NHL's All-Star Weekend.
- ★ Right wing David Vyborny led the club with four shorthanded goals, which tied for fourth in the NHL and established a new club record (Mike Sillinger – 3, 2002-03). He set career marks to finish second on the club in goals and points with 22-31-53 in 82 games. He led the club in assists and was the only player to compete in every game, extending his consecutive games played streak to 162. He notched his first career hat trick on Nov. 7 vs. Atlanta, tied a team record with five points (1-4-5) on Feb. 28 vs. Colorado and was named the NHL Player of Week (Feb. 23-29).

RECORD BOOK

2003-04 RESULTS



GM	DATE	OPPONENT	RESULT	RECORD	SCORE	CBJ GOAL SCORERS	GWG/GTG	PP	PK	SF-SA	W/L GOALIE	ATTN
1.	10/9	at ATL	L	0-1-0-0	1-2	38	Tamer	0-6	7-8	27-27	Nurminen/Denis	17,918
2.	10/11	NYR	W	1-1-0-0	5-0	10,9p,20,61p,5p	Lefowski	3-11	3-3	36-25	Denis/Markkanen	18,136+
3.	10/13	VAN	W	2-1-0-0	3-2	9p,26,61	Nash	1-4	4-4	26-29	Denis/Cloutier	16,580
4.	10/16	CHI	W	3-1-0-0	2-1	61p,26p	Marchant	2-7	3-3	36-31	Denis/Thibault	16,158
5.	10/18	at NSH	L	3-2-0-0	2-3	32,9p	G. Johnson	1-5	4-4	28-33	Vokoun/Brathwaite	10,499
6.	10/22	at DET	L	3-3-0-0	1-4	61	Datsyuk	0-5	1-2	19-28	Legace/Denis	20,066
7.	10/23	TBL	L	3-4-0-0	0-1	-	Lecavalier	0-4	2-2	20-28	Grahame/Denis	16,542
8.	10/25	DAL	L	3-5-0-0	2-3	61p,38	Dimairo	1-8	1-1	27-34	Turco/Denis	18,136+
9.	10/28	at VAN	L	3-6-0-0	3-6	9,5,61	Chubarov	0-5	1-2	19-28	Hedberg/Brathwaite	18,630
10.	10/30	at EDM	OTL	3-6-0-1	3-4	61,9s,61p	Isbister	1-4	5-5	22-41	Salo/Denis	15,946
11.	11/1	at CGY	L	3-7-0-1	0-3	-	Leopold	0-5	2-3	15-34	McLennan/Denis	14,539
12.	11/7	ATL	W	4-7-0-1	4-2	9,8,9,9s	Vyborny	0-6	4-5	23-14	Denis/Dafoe	16,827
13.	11/9	CGY	W	5-7-0-1	4-3	45p,45,25p,8p	Sanderson	3-8	5-5	28-45	Denis/Sabourin	17,957
14.	11/11	at MTL	T	5-7-1-1	1-1	61p	Nash	1-3	5-5	36-31	Denis/Garon	18,765
15.	11/13	at OTT	L	5-8-1-1	2-5	10p,9s	Hossa	1-9	7-12	17-35	Lalime/Brathwaite	15,297
16.	11/14	BOS	L	5-9-1-1	0-4	-	McGillis	0-3	1-2	24-27	Potvin/Denis	18,136+
17.	11/16	PHX	T	5-9-2-1	2-2	61p,25	Cassels	1-4	3-4	27-31	Denis/Burke	16,631
18.	11/19	at DET	L	5-10-2-1	1-5	8p	Hull	1-3	4-5	38-42	Legace/Denis	20,066
19.	11/20	DET	W	6-10-2-1	3-0	61,25,49	Nash	0-3	3-3	24-25	Denis/Legace	18,136+
20.	11/22	NYI	W	7-10-2-1	2-1	61,26	Marchant	0-5	6-6	29-25	Brathwaite/DiPietro	16,578
21.	11/25	EDM	T	7-10-3-1	3-3	27,8p,10p	Dvorak	2-5	4-4	34-34	Denis/Conklin	16,465
22.	11/26	at NSH	L	7-11-3-1	2-4	61,27	Orszagh	0-3	7-8	28-33	Vokoun/Denis	10,185
23.	11/29	WSH	L	7-12-3-1	3-5	61,28,61p	Bondra	1-4	1-2	28-24	Kolzig/Denis	17,158
24.	12/2	ANA	W	8-12-3-1	2-1	9p,61p	Nash	2-6	3-3	32-31	Denis/Gerber	16,525
25.	12/4	NSH	L	8-13-3-1	2-4	13,61	G. Johnson	0-3	4-4	39-24	Vokoun/Denis	16,166
26.	12/6	at COL	L	8-14-3-1	1-5	61	Sakic	0-6	1-4	36-38	Sauve/Denis	18,007
27.	12/10	PHI	T	8-14-4-1	1-1	27	Kapanen	0-2	5-5	20-41	Brathwaite/Boucher	17,063
28.	12/12	STL	OTL	8-14-4-2	2-3	25,61p	Weight	1-6	1-2	32-33	Johnson/Brathwaite	17,892
29.	12/13	at PIT	L	8-15-4-2	3-5	23p,13,10	Holzinger	1-4	3-5	26-25	Caron/Brathwaite	11,989
30.	12/16	at STL	OTL	8-15-4-3	1-2	25p	Tkachuk	1-4	3-4	27-37	Osgood/Denis	16,091
31.	12/19	CGY	L	8-16-4-3	1-2	61	Lombardi	0-13	6-6	34-21	Kiprusoff/Denis	16,561
32.	12/20	at MIN	L	8-17-4-3	2-5	8,10	Zyuzin	0-5	1-1	29-35	Roloson/Denis	18,568
33.	12/23	PHX	L	8-18-4-3	1-2	61	Tanabe	0-5	1-2	28-26	Burke/Brathwaite	16,993
34.	12/26	at CHI	W	9-18-4-3	4-1	9,27,61,9	Malhotra	0-2	2-2	33-31	Brathwaite/Leighton	13,517
35.	12/27	DAL	L	9-19-4-3	3-4	13,61,20	Matvichuk	0-3	2-3	24-18	Turco/Denis	17,419
36.	12/29	STL	L	9-20-4-3	2-3	8p,26p	R. Johnson	2-6	4-5	25-34	Johnson/Denis	17,715
37.	12/31	SJS	L	9-21-4-3	0-1	-	McCauley	0-4	3-3	26-29	Nabokov/Denis	18,136+
38.	1/2	at TBL	W	10-21-4-3	2-0	44,27	Klesla	0-1	1-1	15-37	Denis/Grahame	13,609
39.	1/3	at FLA	L	10-22-4-3	0-1	-	Weiss	0-4	3-3	42-34	Luongo/Denis	15,874
40.	1/6	at COL	L	10-23-4-3	0-6	-	Blake	0-7	1-2	35-36	Aebischer/Brathwaite	18,007
41.	1/8	at SJS	OTW	11-23-4-3	3-2	28,42p,61p	Nash	2-6	3-3	25-36	Denis/Nabokov	14,549
42.	1/10	at LAK	T	11-23-5-3	2-2	2p,26	Klaff	1-3	0-2	33-32	Denis/Cechmanek	18,118
43.	1/11	at ANA	T	11-23-6-3	2-2	13,61	Nash	0-5	7-7	37-43	Gerber/Denis	15,559
44.	1/15	at STL	L	11-24-6-3	3-5	13p,26,8	Boguniecki	1-5	2-4	26-26	Divis/Denis	17,709
45.	1/16	LAK	OTW	12-24-6-3	3-2	8,61p,61	Nash	1-6	1-1	31-24	Denis/Cechmanek	17,238
46.	1/18	EDM	T	12-24-7-3	4-4	9,28,13p,61p	Brewer	2-7	3-4	38-30	Denis/Conklin	18,136+
47.	1/21	STL	W	13-24-7-3	3-1	26p,27,27	Malhotra	1-6	5-5	30-28	Denis/Osgood	16,242
48.	1/22	at CHI	L	13-25-7-3	0-7	-	Moen	0-2	4-5	30-39	Anderson/Brathwaite	11,347
49.	1/24	CHI	W	14-25-7-3	4-3	61p,27,61p,28	Wright	2-13	4-5	34-23	Denis/Anderson	18,136+
50.	1/27	NJD	L	14-26-7-3	3-4	61p,28,41	Gionta	1-5	2-3	31-39	Brodeur/Denis	18,136+
51.	1/29	NSH	L	14-27-7-3	4-6	8p,10,10p,28p	Walker	3-6	3-6	31-31	Vokoun/Brathwaite	16,335
52.	1/31	MIN	OTW	15-27-7-3	2-1	9p,2	Eriksson	1-3	5-5	29-32	Denis/Roloson	18,136+
53.	2/2	at PHX	T	15-27-8-3	3-3	2,9s,2	Eriksson	0-4	6-6	29-32	Denis/Boucher	12,291
54.	2/4	at DAL	L	15-28-8-3	0-1	-	Arnott	0-4	4-4	18-29	Turco/Denis	18,012
55.	2/11	LAK	OTW	16-28-8-3	3-2	3p,47,9	Vyborny	1-6	1-1	34-32	Denis/Cechmanek	16,221
56.	2/12	at TOR	L	16-29-8-3	1-4	26	Roberts	0-3	3-5	19-28	Belfour/Denis	19,356
57.	2/14	SJS	OTL	16-29-8-4	1-2	8	Sturm	0-4	4-4	24-50	Nabokov/Denis	18,136+
58.	2/16	NSH	W	17-29-8-4	4-2	27,27p,3s,17	Spacek	1-5	4-4	23-34	Denis/Vokoun	17,340
59.	2/18	at ANA	L	17-30-8-4	1-3	8	Prospal	0-5	5-5	20-34	Giguere/Denis	12,898
60.	2/20	at PHX	L	17-31-8-4	2-3	10,3	Langkow	0-6	5-6	28-31	Pelletier/Leclair	14,327
61.	2/21	at LAK	L	17-32-8-4	3-4	45,61,61	Laperriere	0-4	5-6	21-42	Huet/Denis	18,118
62.	2/23	at SJS	L	17-33-8-4	2-4	44,2	Cheechoo	0-3	4-5	26-38	Nabokov/Leclair	14,886
63.	2/25	CHI	L	17-34-8-4	3-4	9,2,28p	Calder	1-5	4-4	42-28	Anderson/Denis	17,220
64.	2/27	at CHI	W	18-34-8-4	4-3	46,9p,8,22	Richardson	1-5	4-6	29-36	Brathwaite/Leighton	12,477
65.	2/28	COL	OTW	19-34-8-4	5-4	9p,8,13p,27,3p	Spacek	3-7	4-5	44-36	Denis/Sauve	18,136+
66.	3/2	at CAR	W	20-34-8-4	3-0	61p,10,27	Nash	1-4	4-4	17-25	Denis/Weekes	9,839
67.	3/3	at DAL	L	20-35-8-4	2-4	61p,61p	Guerin	2-3	3-3	17-36	Tugnutt/Denis	18,008
68.	3/6	VAN	L	20-36-8-4	0-4	-	Ohlund	0-6	2-2	32-24	Hedberg/Denis	18,136+
69.	3/8	CAR	L	20-37-8-4	1-4	61p	Cole	1-5	3-4	28-38	Irbe/Brathwaite	16,411
70.	3/11	DET	L	20-38-8-4	2-4	10,13	Hull	0-5	4-4	33-35	Joseph/Denis	18,136+
71.	3/13	at STL	L	20-39-8-4	3-5	16,10,10	Tkachuk	0-3	3-5	22-32	Osgood/Denis	19,661
72.	3/14	at MIN	L	20-40-8-4	2-3	9p,10p	Daigle	2-2	6-6	21-30	Fernandez/Denis	18,568
73.	3/16	at EDM	L	20-41-8-4	2-3	16,25	Moreau	0-4	3-3	23-27	Conklin/Denis	16,839
74.	3/18	at CGY	L	20-42-8-4	0-2	-	Lombardi	0-7	4-4	23-35	Kiprusoff/Denis	17,479
75.	3/21	at VAN	W	21-42-8-4	5-4	19,61,13,26p,13	Zherdev	1-3	6-6	23-31	Denis/Hedberg	18,630
76.	3/24	MIN	W	22-42-8-4	2-0	47,61	A. Johnson	0-2	8-8	23-20	Denis/Roloson	17,732
77.	3/26	ANA	W	23-42-8-4	3-1	9,28,13	Wright	0-4	4-5	29-44	Brathwaite/Gerber	18,136+
78.	3/27	at NSH	OTW	24-42-8-4	3-2	61,13p,28	Wright	1-5	7-7	32-37	Denis/Vokoun	17,113
79.	3/29	at BUF	L	24-43-8-4	0-6	-	Kalinin	0-5	3-3	23-39	Biron/Brathwaite	15,263
80.	3/31	DET	L	24-44-8-4	2-3	10,36	Lang	0-7	1-1	32-30	Legace/Denis	18,136+
81.	4/2	COL	L	24-45-8-4	2-4	13p,3	Svatos	1-5	3-4	39-40	Aebischer/Denis	18,136+
82.	4/3	at DET	W	25-45-8-4	4-1	2p,61,10,9	Nash	1-2	4-4	17-33	Denis/Legace	20,066

+ Home Sellout

RECORD BOOK



2002-03 FINAL STATS

GENERAL MANAGER: Doug MacLean | **HEAD COACH:** Dave King / Doug MacLean | **CAPTAIN:** Ray Whitney

PLAYER	POS	GP	TOI	G	A	PTS	+/-	PIM	PP	SH	GW	GT	S	%
Ray Whitney	LW	81	21:00	24	52	76	-26	22	8	2	2	1	235	10.2
Andrew Cassels	C	79	19:51	20	48	68	-4	30	9	1	5	0	113	17.7
Geoff Sanderson	LW	82	18:43	34	33	67	-4	34	15	2	2	0	286	11.9
David Vyborny	RW	79	16:20	20	26	46	12	16	4	1	4	0	125	16.0
Jaroslav Spacek	D	81	24:47	9	36	45	-23	70	5	0	1	0	166	5.4
Mike Sillinger	C	75	19:08	18	25	43	-21	52	9	3	3	0	128	14.1
Rick Nash *	LW	74	13:56	17	22	39	-27	78	6	0	2	0	154	11.0
Tyler Wright	C	70	16:07	19	11	30	-25	113	3	2	3	0	108	17.6
Grant Marshall +	RW	66	13:56	8	20	28	-8	71	3	0	2	0	96	8.3
Lasse Pirjeta	LW	51	11:28	11	10	21	-4	12	2	0	2	0	80	13.8
Derrick Walser *	D	53	14:51	4	13	17	-9	34	3	0	2	0	86	4.7
Rostislav Klesla	D	72	18:45	2	14	16	-22	71	0	0	0	0	89	2.2
Sean Pronger	C	78	11:31	7	6	13	-26	72	1	0	0	0	67	10.4
Luke Richardson	D	82	23:31	0	13	13	-16	73	0	0	0	0	56	0.0
Espen Knutsen	C	31	16:44	5	4	9	-15	20	3	0	1	0	28	17.9
Matt Davidson *	RW	34	11:48	4	5	9	-12	18	0	0	0	0	28	14.3
Hannes Hyvonen	RW	36	10:02	4	5	9	-11	22	0	0	0	0	48	8.3
Duvie Westcott *	D	39	18:40	0	7	7	-3	77	0	0	0	0	27	0.0
David Ling	RW	35	7:56	3	2	5	-6	86	0	0	0	0	37	8.1
Jody Shelley	LW	68	6:07	1	4	5	-5	249	0	0	0	0	39	2.6
Tomi Kallio	RW	12	14:52	1	2	3	-7	8	0	0	0	0	20	5.0
Darren Van Impe	D	14	18:28	1	1	2	-6	10	0	1	0	1	11	9.1
J-L Grand-Pierre	D	41	13:38	1	0	1	-6	64	0	0	0	0	32	3.1
Andrej Nedorost *	C	12	9:15	0	1	1	-6	4	0	0	0	0	10	0.0
Jamie Allison	D	48	11:56	0	1	1	-15	99	0	0	0	0	23	0.0
Scott Lachance	D	61	20:00	0	1	1	-20	46	0	0	0	0	35	0.0
Mathieu Darche	LW	1	6:57	0	0	0	-1	0	0	0	0	0	0	0.0
Darrel Scoville	D	2	14:30	0	0	0	0	4	0	0	0	0	1	0.0
Kent McDonell *	RW	3	8:40	0	0	0	-1	0	0	0	0	0	4	0.0
Blake Bellefeuille *	C	3	7:00	0	0	0	0	0	0	0	0	0	0	0.0
Kevin Dineen	RW	4	10:40	0	0	0	0	12	0	0	0	0	7	0.0
Paul Manning *	D	8	13:02	0	0	0	0	2	0	0	0	0	4	0.0
TOTALS		82		213	362	575		1,498	71	12	29	2	2,143	9.9

GOALTENDERS	GP	MIN	W	L	OT	SO	GA	SA	SV	GAA	SV%	A	PTS	PIM
Marc Denis	77	4,511	27	41	8	5	232	2,404	2,172	3.09	.903	0	0	6
Jean-Francois Labbe	11	451	2	4	0	0	27	233	206	3.59	.884	0	0	2
TOTALS	82	4,984	29	45	8	5	263	2,641	2,378	3.17	.900	0	0	8

+Traded Player * Rookie

2002-03 SEASON NOTES

- ★ Posted 29-42-8-3 record (69 pts.) in their third NHL season, finishing fifth in the Central Division, 15th in the Western Conference and 28th in the NHL under head coaches Dave King and Doug MacLean. The club went 14-20-4-2 under King and 15-22-4-1 with MacLean.
- ★ Set franchise record with 29 wins, surpassing inaugural season total of 28, while the club's 69 points represented a 12-point improvement from 2001-02 and fell just two shy of the club record of 71 set in 2000-01.
- ★ Established franchise record for home wins and points in a season after registering 20-14-5-2 record (47 pts.) at Nationwide Arena. The Jackets set a franchise record regulation unbeaten streak at home from Jan. 20-Feb. 12 (4-0-2-0) and also had a five-game streak from Oct. 27-Nov. 9 (4-0-0-1). The club averaged 17,744 fans per game, including 23 sellouts.
- ★ Won three consecutive road games for the first time in franchise history (2-1 at Minnesota on Jan. 8, 3-2 at Vancouver on Jan. 10 and 7-2 at Calgary on Jan. 11).
- ★ Despite being the last team in the NHL to record an overtime win in 2002-03 (2-1 at Montreal on Feb. 13), Columbus finished the campaign with a 5-1-2 record in its last eight overtime contests and 4-3-8 overall.
- ★ Netted a franchise record 71 power play goals and finished fourth in the NHL in penalty killing on home ice with a 86.5% success rate. The club also set a record with 12 shorthanded goals, tying for second-best in the league. Mike Sillinger led the club with three shorthanded tallies and finished tied for second in the NHL with six shorthanded points.
- ★ Goaltender Marc Denis set the NHL record for minutes played with 4,511 in 77 games, surpassing the mark of 4,433 set by New Jersey's Martin Brodeur in 1995-96. He also led the NHL in appearances, shots faced (2,404) and saves (2,172). His 77 games are tied for second on the all-time list, trailing only St. Louis' Grant Fuhr who appeared in 79 during the 1995-96 campaign. He had consecutive games started streaks of 21 (Nov. 27-Jan. 10), 20 (Oct. 10-Nov. 22), 16 (Jan. 13-Feb. 19) and 15 (Feb. 23-Mar. 24). He failed to start in consecutive games just once this season (Mar. 25 at Los Angeles and Mar. 28 at Edmonton).
- ★ Left wing Ray Whitney became the second Blue Jacket to appear in the NHL All-Star Game. He tallied 24-52-76 in 81 games to set club records for points, assists and multi-point games (19) in a season. Whitney tied for first in the NHL with 34 power play assists.
- ★ Left wing Geoff Sanderson topped the 30-goal mark for the sixth time in his NHL career and second time with the Blue Jackets. He established a team record with 34 goals.
- ★ Defenseman Jaroslav Spacek shattered the club record for points by a defenseman by collecting 9-36-45 in 81 games.
- ★ Center Tyler Wright became the first Jacket to net multiple hat tricks in a season, notching three-goal games on Oct. 27 vs. Los Angeles and Mar. 20 vs. Toronto.

2002-03 RESULTS



GM	DATE	OPPONENT	RESULT	RECORD	SCORE	CBJ GOAL SCORERS	GWG/GTG	PP	PK	SF-SA	W/L GOALIE	ATTN
1.	10/10	CHI	W	1-0-0-0	2-1	61,16p	Sillinger	1-6	6-7	33-32	Denis/Thibault	18,136+
2.	10/12	at NJD	L	1-1-0-0	2-3	19p,34	Elias	1-6	9-9	20-23	Brodeur/Denis	17,098
3.	10/14	PHX	L	1-2-0-0	2-4	21p,3	Wilson	1-11	6-9	32-36	Boucher/Denis	18,136+
4.	10/17	at STL	L	1-3-0-0	1-7	3p	Boguniecki	1-5	6-10	23-33	Divis/Denis	14,708
5.	10/19	FLA	W	2-3-0-0	4-1	29p,9,25p,8	Vyborny	2-4	6-6	22-27	Denis/Luongo	17,424
6.	10/23	TBL	T	2-3-1-0	2-2	8,8p	Andreychuk	1-8	5-6	26-27	Hodson/Labbe	17,306
7.	10/25	SJS	L	2-4-1-0	4-5	29p,14p,14,24	Damphousse	2-4	5-6	24-38	Kiprusoff/Denis	16,802
8.	10/27	LAK	W	3-4-1-0	5-1	8,28,24,28s,28p	Wright	1-6	4-4	33-25	Denis/Storr	17,106
9.	10/29	at CHI	L	3-5-1-0	2-3	3,21	Arnason	0-3	4-4	22-22	Thibault/Denis	10,203
10.	11/1	DAL	W	4-5-1-0	4-2	14,16p,25p,28	Cassels	2-8	7-7	28-40	Denis/Tugnutt	17,203
11.	11/3	BUF	W	5-5-1-0	3-2	28,25p,23p	Walser	2-7	5-5	26-32	Denis/Biron	18,136+
12.	11/5	WSH	OTL	5-5-1-1	3-4	8p,28p,14p	Bondra	3-7	2-3	29-37	Charpentier/Denis	16,532
13.	11/7	at STL	W	6-5-1-1	5-2	8,23p,25p,14,25s	Cassels	2-6	5-5	31-28	Denis/Brathwaite	17,278
14.	11/9	NYR	W	7-5-1-1	6-3	61,24,61,8,19,28s	Sanderson	0-4	6-6	25-34	Denis/Blackburn	18,136+
15.	11/12	at COL	L	7-6-1-1	4-5	16s,8p,8p,3	Reinprecht	2-4	6-7	35-51	Roy/Denis	18,007
16.	11/14	ANA	L	7-7-1-1	2-3	8p,28	Rucchin	1-4	2-3	28-44	Giguere/Denis	17,398
17.	11/16	at NSH	T	7-7-2-1	1-1	8	Legwand	0-1	3-3	25-34	Denis/Dunham	14,730
18.	11/17	at DAL	OTL	7-7-2-2	2-3	8,14	Turgeon	0-1	4-4	15-42	Turco/Denis	18,532
19.	11/20	STL	W	8-7-2-2	3-2	16p,29p,9	Vyborny	2-6	6-6	20-28	Denis/Barrasso	18,136
20.	11/22	at BUF	L	8-8-2-2	4-5	14s,23,9,20	Patrick	0-6	6-6	21-33	Miller/Denis	15,711
21.	11/23	at OTT	L	8-9-2-2	2-5	9,41	Hossa	0-2	3-3	39-30	Prusek/Labbe	15,684
22.	11/27	EDM	L	8-10-2-2	1-3	61	Smyth	0-3	2-3	16-19	Salo/Denis	17,745
23.	11/29	at NYI	W	9-10-2-2	4-2	14,25,14,61	Whitney	0-4	5-6	28-31	Denis/Osgood	14,625
24.	11/30	CAR	L	9-11-2-2	2-4	41,9p	Cole	1-4	4-5	27-42	Irbe/Denis	18,136
25.	12/3	at NYR	L	9-12-2-2	3-5	9,41,25p	Lindros	1-4	4-4	31-35	Blackburn/Denis	17,802
26.	12/6	at SJS	L	9-13-2-2	2-3	8s,8p	Damphousse	1-7	3-4	30-23	Nabokov/Denis	17,496
27.	12/7	at LAK	W	10-13-2-2	4-2	61p,14,23p,28	Walser	2-7	6-6	25-30	Denis/Potvin	18,118
28.	12/9	at PHX	T	10-13-3-2	3-3	8,61,3	Radiwojovic	0-4	6-7	22-41	Denis/Boucher	9,639
29.	12/12	NJD	W	11-13-3-2	4-2	25p,14p,9,28	Vyborny	2-5	3-3	29-42	Denis/Brodeur	18,136+
30.	12/14	at DET	L	11-14-3-2	4-6	20,8,28,45	Fedorov	0-5	1-1	22-34	Joseph/Denis	20,058
31.	12/19	CGY	W	12-14-3-2	3-0	20,17,20p	Pirjeta	1-4	6-6	27-29	Denis/Turek	17,230
32.	12/20	at CHI	L	12-15-3-2	1-3	19	Sullivan	0-6	4-4	29-30	Thibault/Denis	14,389
33.	12/23	DET	L	12-16-3-2	0-1	-	Draper	0-5	4-4	33-28	Joseph/Denis	18,136+
34.	12/26	at DET	L	12-17-3-2	2-4	16s,16	Woolley	0-6	4-4	26-35	Joseph/Denis	20,058
35.	12/28	STL	L	12-18-3-2	1-6	8	Mellanby	0-4	2-3	27-32	Johnson/Denis	18,136+
36.	12/29	at STL	L	12-19-3-3	2-5	8s,8	Rucinsky	0-5	2-4	26-38	Johnson/Denis	19,794
37.	12/31	PIT	W	13-19-3-2	5-2	16,9p,25p,8p,25	Cassels	3-8	5-6	34-32	Denis/Hedberg	18,136+
38.	1/3	at WSH	T	13-19-4-2	2-2	14s,9	Gonchar	0-7	3-4	28-32	Denis/Charpentier	14,602
39.	1/4	PHX	W	14-19-4-2	2-0	16,19	Sillinger	0-4	3-3	25-23	Denis/Pelletier	18,136+
40.	1/6	NSH	L	14-20-4-2	1-5	16	Legwand	0-4	4-6	22-34	Vokoun/Denis	17,082
41.	1/8	at MIN	W	15-20-4-2	2-1	8,29	Marshall	0-4	4-4	26-19	Denis/Roloson	18,568
42.	1/10	at VAN	W	16-20-4-2	3-2	8,61p,28	Wright	1-4	4-5	24-29	Denis/Cloutier	18,422
43.	1/11	at CGY	W	17-20-4-2	7-2	19,25p,29,61p,9,20,20	Marshall	2-6	6-7	25-30	Labbe/Turek	14,827
44.	1/13	at EDM	L	17-21-4-2	5-8	61,16,14p,24,9	Laraque	1-2	1-2	16-40	Salo/Denis	16,057
45.	1/15	ANA	L	17-22-4-2	3-4	29,25,16	Valicevic	0-8	2-2	30-32	Giguere/Denis	17,385
46.	1/18	at BOS	L	17-23-4-2	2-7	25,3p	Girard	1-4	3-6	24-45	Shields/Denis	16,630
47.	1/20	CHI	W	18-23-4-2	5-1	19,9,61p,14,29	Vyborny	1-5	3-3	26-38	Denis/Thibault	17,483
48.	1/22	at DAL	L	18-24-4-2	2-4	43,16p	Young	1-4	6-6	19-26	Tugnutt/Denis	18,532
49.	1/23	at COL	L	18-25-4-2	0-5	-	Morris	0-4	4-7	18-37	Roy/Denis	18,007
50.	1/25	NYI	W	19-25-4-2	4-1	25p,20p,16p,28	Pirjeta	3-4	1-2	26-30	Denis/Snow	18,136+
51.	1/28	COL	T	19-25-5-2	2-2	20,29	Tanguay	0-3	4-4	19-36	Denis/Roy	18,136+
52.	1/30	NSH	W	20-25-5-2	2-1	28,21	Knutsen	0-3	4-5	19-34	Denis/Vokoun	17,256
53.	2/5	VAN	T	20-25-6-2	4-4	9,28,16p,27s	Jokela	1-7	5-6	28-40	Denis/Skudra	17,106
54.	2/8	at NSH	L	20-26-6-2	2-3	21p,9p	Legwand	2-6	5-6	17-39	Vokoun/Denis	15,186
55.	2/12	SJS	W	21-26-6-2	1-0	61	Nash	0-4	4-4	28-38	Denis/Kiprusoff	17,822
56.	2/13	at MTL	OTW	22-26-6-2	2-1	8p,3p	Spacek	2-4	5-5	26-39	Denis/Theodore	20,123
57.	2/15	CHI	L	22-27-6-2	1-7	16s	Dempsey	0-5	4-5	31-31	Passmore/Denis	18,136+
58.	2/18	at PHX	L	22-28-6-2	2-5	9p,16p	Amonte	2-7	7-8	16-35	Boucher/Denis	12,667
59.	2/19	at ANA	L	22-29-6-2	0-2	-	Kariya	0-4	4-4	26-23	Giguere/Denis	11,641
60.	2/21	at SJS	L	22-30-6-2	0-6	-	Cheechoo	0-6	4-6	29-37	Nabokov/Labbe	17,347
61.	2/23	at VAN	L	22-31-6-2	2-7	21p,8p	Bertuzzi	2-8	5-7	26-33	Cloutier/Denis	18,514
62.	2/25	at NSH	L	22-32-6-2	0-5	-	Hulse	0-3	1-3	19-27	Vokoun/Denis	10,412
63.	2/27	LAK	W	23-32-6-2	3-1	14p,14,14	Whitney	1-3	3-3	29-34	Denis/Storr	18,136+
64.	3/1	EDM	T	23-32-7-2	3-3	61,9,14	Whitney	0-4	0-2	27-27	Denis/Markkanen	18,136+
65.	3/3	DET	L	23-33-7-2	2-3	14p,44	Shanahan	1-8	3-4	31-23	Legace/Denis	18,136+
66.	3/6	VAN	OTW	24-33-7-2	5-4	14p,3p,14,8p,61	Nash	3-7	3-4	36-31	Denis/Auld	17,128
67.	3/8	CGY	OTL	24-33-7-3	2-3	19,44	Iginla	0-6	4-5	28-29	Turek/Denis	18,136+
68.	3/10	at CAR	L	24-34-7-3	5-6	9s,25,14p,9,8	Defauw	1-3	3-5	40-24	Weekes/Labbe	13,066
69.	3/11	DAL	L	24-35-7-3	0-2	-	Dahlen	0-3	3-3	25-36	Tugnutt/Denis	17,130
70.	3/13	COL	L	24-36-7-3	1-5	43	Sakic	0-4	7-7	21-31	Roy/Denis	17,256
71.	3/15	MIN	W	25-36-7-3	5-0	25,16p,43,25,14	Cassels	1-3	5-5	32-24	Denis/Fernandez	18,136+
72.	3/17	at ATL	L	25-37-7-3	2-3	20,8p	Heatley	1-7	8-8	29-31	Nurminen/Denis	9,212
73.	3/20	TOR	OTW	26-37-7-3	4-3	28,61p,28p,28	Wright	2-9	4-5	32-32	Denis/Kidd	18,136+
74.	3/22	ATL	L	26-38-7-3	2-3	61,20	Barthelemy	0-3	2-3	38-26	Hnilicka/Denis	18,136+
75.	3/24	at ANA	L	26-39-7-3	0-5	-	Leclerc	0-2	4-6	29-26	Giguere/Denis	15,507
76.	3/25	at LAK	OTW	27-39-7-3	2-1	3p,25	Cassels	1-9	7-8	23-34	Labbe/Huet	17,493
77.	3/28	at EDM	L	27-40-7-3	0-4	-	Isbister	0-6	4-4	26-36	Markkanen/Labbe	16,839
78.	3/29	at CGY	W	28-40-7-3	6-4	25,41,8p,8,8p,8	Sanderson	2-5	4-4	26-39	Denis/Turek	16,007
79.	4/1	at PHI	L	28-41-7-3	0-4	-	Johnsson	0-3	7-7	10-29	Cechmanek/Denis	19,544
80.	4/2	MIN	W	29-41-7-3	3-0	16p,8p,61p	Sillinger	3-7	8-8	24-27	Denis/Roloson	18,136+
81.	4/4	DET	T	29-41-8-3	5-5	9,25,28,14,20	Datsyuk	0-4	5-6	35-35	Denis/Legace	18,136
82.	4/6	at MIN	L	29-42-8-3	3-4	8,8p,9	Gaborik	1-4	2-3	20-23	Roloson/Denis	18,568

+ Home Sellout

RECORD BOOK



2001-02 FINAL STATS

GENERAL MANAGER: Doug MacLean | **HEAD COACH:** Dave King | **CAPTAIN:** Lyle Odelein

PLAYER	POS	GP	TOI	G	A	PTS	+/-	PIM	PP	SH	GW	GT	S	S%
Ray Whitney	LW	67	20:13	21	40	61	-22	12	6	0	3	0	210	10.0
Mike Sillinger	C	80	20:51	20	23	43	-35	54	8	0	5	0	150	13.3
Espen Knutsen	C	77	20:14	11	31	42	-28	47	5	2	1	0	102	10.8
Grant Marshall	RW	81	15:27	15	18	33	-20	86	6	0	4	1	152	9.9
David Vyborny	RW	75	15:27	13	18	31	-14	6	6	0	2	0	103	12.6
Deron Quint	D	75	22:00	7	18	25	-34	26	3	0	1	0	169	4.1
Tyler Wright	C	77	17:12	13	11	24	-40	100	4	0	1	1	120	10.8
Jaroslav Spacek	D	CBJ TOT	14 74	23:35 17:46	2 5	3 13	5 18	-9 -4	24 53	1 1	1 1	0 2	29 93	6.9 5.4
Lyle Odelein +	D	65	22:11	2	14	16	-28	89	0	0	0	0	76	2.6
Geoff Sanderson	LW	42	16:49	11	5	16	-15	12	5	0	2	0	112	9.8
Serge Aubin	LW	71	15:29	8	8	16	-20	32	1	0	1	0	86	9.3
Rostislav Klesla *	D	75	18:52	8	8	16	-6	74	1	0	0	1	102	7.8
Robert Kron	RW	59	15:58	4	11	15	-14	4	1	0	0	0	92	4.3
Brett Harkins	C	25	12:38	2	12	14	-5	8	2	0	0	0	9	22.2
Kevin Dineen	RW	59	10:07	5	8	13	-6	62	0	0	0	0	73	6.8
Mattias Timander	D	78	19:51	4	7	11	-34	44	1	0	0	0	68	5.9
Blake Sloan	RW	60	10:55	2	7	9	-18	46	0	0	0	0	49	4.1
J-L Grand-Pierre	D	81	15:20	2	6	8	-28	90	0	0	0	0	62	3.2
Jamie Pushor +	D	61	17:07	0	6	6	-10	54	0	0	0	0	46	0.0
Jody Shelley *	LW	52	6:31	3	3	6	1	206	0	0	0	0	35	8.6
Radim Bicanek	D	60	13:31	1	5	6	-15	34	0	0	0	0	43	2.3
Chris Nielsen	RW	23	10:46	2	3	5	-3	4	0	0	1	0	28	7.1
Sean Pronger	C	26	11:25	3	1	4	-4	4	0	0	0	0	25	12.0
Matt Davidson *	RW	17	14:33	1	2	3	-11	10	0	0	0	0	18	5.6
Jamie Heward	D	28	14:04	1	2	3	-9	7	0	0	0	0	38	2.6
Mathieu Darche *	LW	14	9:49	1	1	2	-5	6	0	0	0	0	15	6.7
Andrej Nedorost *	C	7	12:55	0	2	2	-3	2	0	0	0	0	12	0.0
Jamie Allison	D	CBJ TOT	7 44	11:23 8:19	0 0	0 2	0 2	-4 -7	28 52	0 0	0 0	0 0	2 16	0.0 0.0
Derrick Walser *	D	2	16:18	1	0	1	-2	0	0	0	0	0	2	50.0
Martin Spanhel *	LW	4	11:11	1	0	1	-2	2	0	0	0	0	6	16.7
Blake Bellefeuille *	C	2	8:21	0	1	1	1	0	0	0	0	0	2	0.0
Brad Moran *	C	3	7:38	0	0	0	0	0	0	0	0	0	2	0.0
Duvie Westcott *	D	4	15:07	0	0	0	-2	2	0	0	0	0	3	0.0
David Ling	RW	5	9:47	0	0	0	-1	7	0	0	0	0	5	0.0
TOTALS		82		164	274	438		1,258	50	3	25	3	2,233	7.3

GOALTENDERS	GP	MIN	W	L	OT	SO	GA	SA	SV	GAA	SV%	A	PTS	PIM
Ron Tugnutt	44	2,502	12	27	3	2	119	1,195	1,076	2.85	.900	1	1	0
Jean-Francois Labbe	3	117	1	1	0	0	6	68	62	3.07	.912	0	0	0
Marc Denis	42	2,335	9	24	5	1	121	1,197	1,076	3.11	.899	1	1	2
TOTALS	82	4,979	22	52	8	9	255	2,460	2,214	3.07	.900	1	1	2

+Traded Player * Rookie

2001-02 SEASON NOTES

- ★ Completed second season in the National Hockey League with a 22-47-8-5 record (57 pts.), finishing fifth in the Central Division, 15th in the Western Conference and 29th in the NHL under Head Coach Dave King.
- ★ The Blue Jackets sold out all 41 regular season home games at Nationwide Arena (18,136 capacity) during the 2001-02 season, attracting 743,576 fans and averaging 18,136 per game.
- ★ The Jackets went 7-10-4-1 against Eastern Conference opponents in 2001-02. Columbus was especially hard on the Atlantic Division with a 4-0-3-1 mark, including a 3-0-1-0 record vs. teams in metro New York.
- ★ Center Espen Knutsen collected the Blue Jackets' lone hat trick of the season and fourth in franchise history when he scored three goals in a 6-2 win over San Jose on Jan. 24 at Nationwide Arena.
- ★ Knutsen also became the first player to represent the Blue Jackets at the NHL All-Star Game as he was named a replacement for Dallas' Jere Lehtinen. Knutsen netted a goal and garnered two assists while becoming the first Norwegian-born player to participate in the NHL's mid-season classic.
- ★ Left wing Ray Whitney paced the Jackets offense and set a club record by tallying 61 points. Whitney also set team records in shots on goal (210), multi-point games (18), consecutive games with a goal (5), shots in a game (10) and ice time by a forward in a game (26:43).
- ★ Rookie defenseman Rostislav Klesla had an impressive first season in the NHL. He led all Blue Jackets and ranked fourth in the NHL with 175 blocked shots. Klesla also led all rookie defensemen with eight goals in route to being named to the All-Rookie Team.

2001-02 RESULTS



GM	DATE	OPPONENT	RESULT	RECORD	SCORE	CBJ GOAL SCORERS	GWG/GTG	PP	PK	SF-SA	W/L GOALIE	ATTN
1.	10/4	STL	T	0-0-1-0	3-3	8,4,44	Klesla	0-5	3-5	31-43	Tugnutt/Johnson	18,136+
2.	10/6	at PHI	T	0-0-2-0	3-3	29p,28,29p	Williams	2-2	4-5	18-40	Tugnutt/Cechmanek	19,459
3.	10/8	PHI	T	0-0-3-0	2-2	7,10	Hlavac	0-6	6-6	30-32	Denis/Boucher	18,136+
4.	10/12	MTL	L	0-1-3-0	1-3	34	Simpson	0-7	1-1	29-18	Theodore/Tugnutt	18,136+
5.	10/14	at CHI	T	0-1-4-0	2-2	29p,28p	Daze	2-8	5-5	23-30	Denis/Thibault	10,216
6.	10/16	at DET	L	0-2-4-0	3-4	44p,28,7	Fedorov	1-3	2-2	22-35	Hasek/Denis	20,058
7.	10/19	at BUF	W	1-2-4-0	3-1	10,8,28	Sanderson	0-4	4-4	17-30	Tugnutt/Biron	18,690
8.	10/20	COL	L	1-3-4-0	0-5	-	Tanguay	0-7	2-3	24-20	Roy/Tugnutt	18,136+
9.	10/23	LAK	L	1-4-4-0	1-7	20	Murray	0-7	0-4	31-30	Potvin/Tugnutt	18,136+
10.	10/25	EDM	L	1-5-4-0	2-5	8,37p	Smith	1-7	3-3	30-31	Conklin/Denis	18,136+
11.	10/27	at SJS	L	1-6-4-0	0-2	-	Ragnarsson	0-5	2-4	16-21	Nabokov/Tugnutt	17,496
12.	10/30	at VAN	L	1-7-4-0	1-3	16p	Druken	1-7	6-8	23-36	Cloutier/Tugnutt	14,615
13.	11/1	at CGY	L	1-8-4-0	1-2	6	Clark	0-6	4-4	27-25	Turek/Tugnutt	12,501
14.	11/2	at EDM	W	2-8-4-0	2-1	41,29	Marshall	0-2	4-4	17-32	Denis/Salo	15,944
15.	11/6	VAN	L	2-9-4-0	2-3	21s,12	Morrison	0-7	1-3	28-25	Cloutier/Denis	18,136+
16.	11/9	EDM	L	2-10-4-0	0-3	-	Smyth	0-5	3-4	23-22	Salo/Tugnutt	18,136+
17.	11/10	at BOS	W	3-10-4-0	5-1	27,16,19,14,11	Sillinger	0-4	6-7	18-37	Denis/Dafoe	14,945
18.	11/13	STL	OTW	4-10-4-0	3-2	29,9,14p	Whitney	1-4	2-2	29-27	Denis/Johnson	18,136+
19.	11/16	ANA	W	5-10-4-0	3-2	14,10,29p	Marshall	1-4	8-8	34-27	Denis/Giguere	18,136+
20.	11/17	at NSH	L	5-11-4-0	2-3	9p,14	Johnson	1-8	5-5	29-30	Dunham/Tugnutt	14,243
21.	11/19	at CAR	L	5-12-4-0	2-5	14,18p	Brind'Amour	1-4	6-6	18-38	Irbe/Denis	12,479
22.	11/21	DET	OTL	5-12-4-1	0-1	-	Robitaille	0-4	2-3	38-33	Legace/Tugnutt	18,136+
23.	11/23	CHI	T	5-12-5-1	2-2	16,29	Marshall	0-3	3-3	23-31	Denis/Thibault	18,136+
24.	11/25	CGY	W	6-12-5-1	4-3	14,10p,18,16	Sillinger	1-2	3-4	16-32	Tugnutt/Vernon	18,136+
25.	11/27	PHX	W	7-12-5-1	3-0	22,16,21p	Nielsen	1-6	3-3	25-26	Tugnutt/Burke	18,136+
26.	11/29	STL	L	7-13-5-1	1-3	9	Demitra	0-6	1-1	15-24	Johnson/Tugnutt	18,136+
27.	12/1	at STL	L	7-14-5-1	3-4	22,10,28p	Mellanby	1-6	3-3	22-37	Johnson/Denis	17,838
28.	12/5	at FLA	L	7-15-5-1	0-2	-	Adams	0-4	2-2	23-29	Luongo/Tugnutt	13,419
29.	12/6	at TBL	L	7-16-5-1	0-1	-	Modin	0-1	3-3	27-24	Khabibulin/Denis	12,209
30.	12/8	COL	L	7-17-5-1	0-2	-	Vrbata	0-1	2-2	26-27	Roy/Tugnutt	18,136+
31.	12/10	NJD	W	8-17-5-1	3-1	21,9,44	Vyborny	0-0	1-1	23-30	Denis/Brodeur	18,136+
32.	12/12	at COL	L	8-18-5-1	1-5	16	Podein	0-2	2-3	20-43	Roy/Denis	18,007
33.	12/14	at ANA	W	9-18-5-1	3-2	28,37,14	Whitney	0-2	4-4	20-37	Denis/Shields	9,629
34.	12/15	at LAK	L	9-19-5-1	2-3	14,45	Deadmarsh	0-3	3-5	20-25	Potvin/Tugnutt	16,224
35.	12/17	at PHX	L	9-20-5-1	1-4	9	Berezin	0-7	2-2	25-28	Burke/Denis	9,945
36.	12/22	DAL	L	9-21-5-1	2-4	10,21	Matvichuk	0-1	3-3	29-30	Belfour/Tugnutt	18,136+
37.	12/27	at DET	L	9-22-5-1	1-5	16	Robitaille	0-5	1-4	28-33	Legace/Denis	20,058
38.	12/29	BUF	T	9-22-6-1	2-2	16p,14p	Barnes	2-5	3-3	27-32	Tugnutt/Biron	18,136+
39.	12/31	ANA	W	10-22-6-1	3-1	14p,29,11	Marshall	1-4	4-5	35-28	Tugnutt/Giguere	18,136+
40.	1/3	at STL	L	10-23-6-1	2-4	14p,29	MacInnis	1-3	4-5	11-30	Johnson/Tugnutt	19,244
41.	1/6	NSH	W	11-23-6-1	4-3	10,44,16p,10	Aubin	1-2	2-3	30-22	Tugnutt/Dunham	18,136+
42.	1/9	at WSH	L	11-24-6-1	3-6	9,34,28	Gonchar	0-4	2-3	22-39	Kolzig/Denis	11,095
43.	1/10	at CHI	L	11-25-6-1	1-2	9p	Dubinsky	1-3	3-3	21-25	Passmore/Tugnutt	15,945
44.	1/12	CHI	W	12-25-6-1	5-4	16p,7p,44,16,29p	Marshall	3-9	3-5	29-36	Tugnutt/Thibault	18,136+
45.	1/14	at NYR	T	12-25-7-1	2-2	14p,28p	Wright	2-8	2-3	42-30	Denis/Richter	18,200
46.	1/16	NYR	W	13-25-7-1	2-0	28,29	Wright	0-4	3-3	24-31	Denis/Blackburn	18,136+
47.	1/18	MIN	L	13-26-7-1	1-3	21p	Kuba	1-5	5-7	26-27	Fernandez/Tugnutt	18,136+
48.	1/19	at NSH	L	13-27-7-1	1-2	37	Skrastins	0-5	2-2	19-36	Dunham/Denis	14,671
49.	1/21	DAL	L	13-28-7-1	3-5	45,27,42p	Morrow	1-5	3-4	31-34	Turco/Denis	18,136+
50.	1/24	SJS	W	14-28-7-1	6-2	21p,16p,21p,28,21,16p	Knutsen	4-9	5-5	30-22	Tugnutt/Nabokov	18,136+
51.	1/26	PHX	L	14-29-7-1	2-3	14,11	Doan	0-4	1-1	33-24	Esche/Tugnutt	18,136+
52.	1/28	at DAL	L	14-30-7-1	2-4	7p,29	Dimaio	1-3	4-4	24-31	Belfour/Denis	18,532
53.	1/30	at ANA	L	14-31-7-1	1-3	16p	McDonald	1-2	2-2	26-31	Giguere/Tugnutt	9,498
54.	2/4	BOS	L	14-32-7-1	0-8	-	Samsonov	0-3	1-1	30-25	Grahae/Denis	18,136+
55.	2/6	OTT	L	14-33-7-1	4-6	14,29,21p,4	Hull	1-5	3-4	28-30	Lalime/Tugnutt	18,136+
56.	2/8	at DET	W	15-33-7-1	3-2	14,7,9	Vyborny	0-3	3-3	25-35	Denis/Legace	20,058
57.	2/9	NSH	OTL	15-33-7-2	0-1	-	Arkhivov	0-5	5-5	25-24	Vokoun/Denis	18,136+
58.	2/12	MIN	T	15-33-8-2	3-3	44,8p,7p	Zhlotok	2-6	3-5	30-34	Denis/Fernandez	18,136+
59.	2/26	LAK	L	15-34-8-2	1-5	18	Chartrand	0-3	2-4	21-34	Potvin/Denis	18,136+
60.	2/28	PIT	OTL	15-34-8-3	3-4	44,18,16	Rozsival	0-4	1-1	25-33	Aubin/Tugnutt	18,136+
61.	3/2	at LAK	W	16-34-8-3	2-0	16,29	Sillinger	0-3	5-5	13-30	Tugnutt/Potvin	18,118
62.	3/3	at PHX	L	16-35-8-3	1-2	42p	Briere	1-4	2-2	25-23	Burke/Tugnutt	11,564
63.	3/6	at COL	L	16-36-8-3	1-4	9p	Reinprecht	1-7	2-3	33-23	Aebischer/Tugnutt	18,007
64.	3/8	NYI	W	17-36-8-3	4-2	8,28,8p,37	Sanderson	1-3	4-4	17-41	Tugnutt/Osgood	18,136+
65.	3/10	at MIN	L	17-37-8-3	0-5	-	Gaborik	0-5	7-8	14-25	Rolason/Tugnutt	18,568
66.	3/11	at PIT	W	18-37-8-3	4-2	14,14,16p,16	Sillinger	1-3	3-5	19-36	Labbe/Hedberg	13,422
67.	3/14	VAN	L	18-38-8-3	1-5	44	Hlavac	0-2	1-1	27-36	Cloutier/Labbe	18,136+
68.	3/16	CGY	W	19-38-8-3	3-1	8p,16,14	Sillinger	1-6	2-2	20-43	Tugnutt/Turek	18,136+
69.	3/20	at MIN	W	20-38-8-3	3-1	9p,14,8p	Whitney	2-5	5-5	22-25	Tugnutt/Fernandez	18,064
70.	3/21	DET	OTL	20-38-8-4	2-3	14,3s	Fedorov	0-4	5-5	22-21	Hasek/Denis	18,136+
71.	3/23	WSH	L	20-39-8-4	2-5	8p,45	Dahlen	1-5	2-2	29-27	Kolzig/Tugnutt	18,136+
72.	3/25	at CGY	L	20-40-8-4	1-6	9	Conroy	0-6	3-4	33-34	Vernon/Denis	15,211
73.	3/26	at EDM	L	20-41-8-4	1-3	9p	Cleary	1-4	3-3	28-28	Markkanen/Tugnutt	16,839
74.	3/28	at VAN	OTL	20-41-8-5	3-4	11,8,21	Cassels	0-3	5-5	20-39	Cloutier/Denis	17,849
75.	3/30	at SJS	L	20-42-8-5	2-10	8,32	Dampousse	0-3	0-3	34-31	Kiprusoff/Denis	17,496
76.	4/1	at DAL	L	20-43-8-5	1-3	28	Arnot	0-2	1-3	18-21	Turco/Denis	18,532
77.	4/4	NSH	W	21-43-8-5	2-1	12,7	Quint	0-4	7-7	23-21	Tugnutt/Vokoun	18,136+
78.	4/6	at MTL	L	21-44-8-5	1-4	16	Perreault	0-3	3-4	20-24	Theodore/Denis	21,213
79.	4/8	at TOR	L	21-45-8-5	1-4	21s	Lumme	0-3	5-5	30-34	Schwab/Tugnutt	19,307
80.	4/10	SJS	L	21-46-8-5	3-5	14p,9p,12	Marleau	2-5	2-4	29-33	Nabokov/Denis	18,136+
81.	4/12	ATL	OTW	22-46-8-5	5-4	28p,23,11,29p,3p	Spacek	3-4	3-3	31-31	Denis/Hnilicka	18,136+
82.	4/14	at CHI	L	22-47-8-5	0-2	-	Daze	0-3	3-3	28-32	Thibault/Denis	18,099

+ Home Sellout

RECORD BOOK



2000-01 FINAL STATS

GENERAL MANAGER: Doug MacLean | **HEAD COACH:** Dave King | **CAPTAIN:** Lyle Odelein

PLAYER	POS	GP	TOI	G	A	PTS	+/-	PIM	PP	SH	GW	GT	S	%
Geoff Sanderson	LW	68	16:37	30	26	56	4	46	9	0	7	0	199	15.1
Espen Knutsen	C	66	15:58	11	42	53	-3	30	2	0	0	0	62	17.7
Steve Heinze +	RW	65	18:49	22	20	42	-19	38	14	0	3	0	125	17.6
Ray Whitney	LW	CBJ	3	20:16	0	3	3	2	0	0	0	0	3	0.0
		TOT	46	17:51	10	24	34	30	5	0	0	0	120	8.3
Tyler Wright	C	76	17:40	16	16	32	-9	140	4	1	2	1	141	11.3
David Vyborny *	RW	79	15:25	13	19	32	-9	22	5	0	1	0	125	10.4
Serge Aubin *	C	81	16:20	13	17	30	-20	107	0	0	2	1	110	11.8
Jamie Heward	D	69	14:21	11	16	27	3	33	9	0	1	0	108	10.2
Deron Quint	D	57	24:05	7	16	23	-19	16	3	0	0	0	148	4.7
Bruce Gardiner	RW	73	14:36	7	15	22	-1	78	0	0	1	0	60	11.7
Kevyn Adams +	C	66	15:19	8	12	20	-4	52	0	0	1	0	84	9.5
Robert Kron	RW	59	17:07	8	11	19	4	10	0	1	1	0	134	6.0
Alexander Selivanov	LW	59	14:05	8	11	19	-11	38	5	0	2	0	104	7.7
Lyle Odelein	D	81	21:31	3	14	17	-16	118	1	0	0	0	104	2.9
Petteri Nummelin	D	61	17:13	4	12	16	-11	10	2	0	0	0	99	4.0
Kevin Dineen	RW	66	10:37	8	7	15	2	126	0	0	3	0	74	10.8
Jamie Pushor	D	75	20:48	3	10	13	7	94	0	1	0	0	64	4.7
Mattias Timander	D	76	21:02	2	9	11	-8	24	0	0	1	0	68	2.9
Chris Nielsen *	C	29	10:30	4	5	9	4	4	0	0	1	1	36	11.1
Frantisek Kucera +	D	48	17:42	2	5	7	-5	12	0	0	0	0	51	3.9
Mike Maneluk	RW	39	11:44	5	1	6	-11	33	2	0	2	0	31	16.1
Blake Sloan	RW	CBJ	14	13:19	1	0	1	13	0	0	0	0	16	6.3
		TOT	47	10:56	3	2	5	17	0	0	1	0	45	6.7
J-L Grand-Pierre	D	64	12:50	1	4	5	-6	73	0	0	0	0	33	3.0
Jan Caloun	RW	11	12:39	0	3	3	-8	2	0	0	0	0	14	0.0
Steve Maltais	LW	26	11:57	0	3	3	-9	12	0	0	0	0	30	0.0
Rostislav Klesla *	D	8	18:24	2	0	2	-1	6	0	0	0	0	10	20.0
Radim Bicanek	D	9	17:07	0	2	2	1	6	0	0	0	0	11	0.0
Bill Bowler *	C	9	9:44	0	2	2	-3	8	0	0	0	0	3	0.0
Krzysztof Oliwa +	LW	10	5:17	0	2	2	1	34	0	0	0	0	5	0.0
Martin Spanhel *	LW	6	12:29	1	0	1	-1	2	0	0	0	0	8	12.5
Ron Tugnutt	G	53	59:02	0	1	1	0	2	0	0	0	0	0	0.0
Ted Drury	C	1	14:44	0	0	0	-3	0	0	0	0	0	3	0.0
Jody Shelley *	LW	1	1:33	0	0	0	0	10	0	0	0	0	0	0.0
Sean Selmsler *	LW	1	11:03	0	0	0	0	5	0	0	0	0	2	0.0
Michael Gaul	D	2	13:17	0	0	0	0	4	0	0	0	0	3	0.0
Kevin Dahl	D	4	10:33	0	0	0	1	2	0	0	0	0	3	0.0
Matt Davidson *	RW	5	7:14	0	0	0	2	0	0	0	0	0	2	0.0
Mathieu Darche *	LW	9	10:07	0	0	0	-4	0	0	0	0	0	9	0.0
TOTALS		82		190	303	493		1,230	56	3	28	3	2,082	9.1

GOALTENDERS	GP	MIN	W	L	OT	SO	GA	SA	SV	GAA	SV%	A	PTS	PIM
Ron Tugnutt	53	3,129	22	25	5	4	127	1,528	1,401	2.44	.917	1	1	2
Marc Denis	32	1,830	6	20	4	0	99	940	841	3.25	.895	0	0	2
TOTALS	82	4,988	28	45	9	4	226	2,475	2,249	2.80	.914	1	1	4

+Traded Player * Rookie

2000-01 SEASON NOTES

- ★ Posted a 28-39-9-6 record (71 pts.), under Head Coach Dave King, to become just the third expansion team to surpass 70 points, excluding the original expansion class of 1967-68 when the league doubled from six to 12 teams.
- ★ The Blue Jackets were a .500 team over the final 55 games, going 21-21-8-5. Beginning with a 3-0 win over Minnesota on Jan. 15, the Blue Jackets earned at least a point in 24 of their last 37 games to post a 15-13-5-4 record (.527 winning percentage).
- ★ With consecutive wins over San Jose (Nov. 9, 5-2), Phoenix (Nov. 11, 2-1), Dallas (Nov. 14, 3-2) and at Nashville (Nov. 16, 5-1), the Blue Jackets tied the NHL record for consecutive wins by an expansion team.
- ★ The Blue Jackets went 4-0-2-2 in a stretch of eight games from Jan. 15 to Feb. 6 to register the second-best point-earned streak in NHL expansion history. Only Florida's nine-game streak was better as the Panthers went 5-0-4 from Jan. 15-30, 1994.
- ★ Goaltender Ron Tugnutt went 22-25-5 with a 2.44 GAA and .917 SV% in 53 games and set an NHL record for the most wins by a goaltender on an expansion team. In addition, his four shutouts ranked fifth all-time among goaltenders on an expansion team and were the most by a netminder on a first-year club since 1967-68.
- ★ Despite missing the season's final 13 games due to a knee injury, left wing Geoff Sanderson became just the third player to score 30 goals with his expansion team since 1991-92. He tallied 30-26-56 in 68 games, including the first hat trick in Blue Jackets history vs. Nashville on Feb. 10, 2001.
- ★ Center Espen Knutsen set a club record for points and assists in a game with five assists vs. Calgary on Mar. 24 and set a club record by collecting a point in seven-straight games from Feb. 17 to Mar. 1 (3-7-10).
- ★ Right wing David Vyborny became the first player in NHL history to score on more than one penalty shot as a rookie when he beat Chicago's Rob Tallas on Oct. 15 and Nashville's Tomas Vokoun at home on Mar. 19. He was also the only player in the NHL to score twice on penalty shots during the 2000-01 season.



GM	DATE	OPPONENT	RESULT	RECORD	SCORE	CBJ GOAL SCORERS	GWG/GTG	PP	PK	SF-SA	W/L GOALIE	ATTN
1.	10/7	CHI	L	0-1-0-0	3-5	25,9,57	Von Arx	0-6	3-4	21-25	Thibault/Tugnutt	18,136+
2.	10/9	LAK	L	0-2-0-0	1-7	28p	Schneider	1-6	5-7	28-39	Storr/Denis	18,136+
3.	10/12	at CGY	W	1-2-0-0	3-2	44,42,42	Adams	0-5	5-6	27-21	Tugnutt/Vernon	15,706
4.	10/14	at COL	L	1-3-0-0	1-3	9p	Klemm	1-2	6-8	15-33	Roy/Denis	18,007
5.	10/15	at CHI	L	1-4-0-0	1-2	9ps	Aronte	0-2	6-7	16-31	Tallas/Tugnutt	11,780
6.	10/18	COL	L	1-5-0-0	1-5	28	Forsberg	0-4	5-7	21-41	Aebischer/Denis	16,576
7.	10/21	at PIT	L	1-6-0-0	2-5	8,9p	Lang	1-8	4-7	37-36	Aubin/Tugnutt	14,239
8.	10/22	DET	OTL	1-6-0-1	1-2	57	Maitby	0-4	3-3	47-36	Osgood/Tugnutt	18,136+
9.	10/25	SJS	L	1-7-0-1	1-3	44	Marleau	0-11	5-5	36-22	Nabokov/Tugnutt	15,211
10.	10/27	WSH	W	2-7-0-1	3-1	11,6p,57	Heward	1-9	6-7	19-33	Denis/Kolzig	16,128
11.	10/28	at DET	L	2-8-0-1	1-4	5	Lapointe	0-4	4-5	15-36	Osgood/Tugnutt	19,995
12.	10/31	LAK	W	3-8-0-1	4-1	10,8,6p,10	Sanderson	1-4	5-6	31-46	Tugnutt/Storr	15,025
13.	11/1	at DAL	L	3-9-0-1	0-4	-	Donato	0-1	2-2	14-29	Belfour/Denis	17,001
14.	11/4	at OTT	T	3-9-1-1	2-2	8p,42	McEachern	1-2	5-5	18-27	Tugnutt/Hurme	16,401
15.	11/5	EDM	L	3-10-1-1	2-4	11,8	Smyth	0-6	5-8	29-30	Salo/Tugnutt	16,041
16.	11/9	SJS	W	4-10-1-1	5-2	8p,10,11,28,34	Dineen	1-5	3-4	31-31	Tugnutt/Shields	15,310
17.	11/11	PHX	W	5-10-1-1	2-1	9,57p	Heinze	1-4	2-2	35-25	Tugnutt/Burke	18,136+
18.	11/14	DAL	W	6-10-1-1	3-2	3,57p,57p	Heinze	2-4	3-3	30-28	Tugnutt/Belfour	15,732
19.	11/16	at NSH	W	7-10-1-1	5-1	8,11,42,21,28	Dineen	0-3	3-3	27-31	Tugnutt/Vokoun	14,143
20.	11/17	FLA	L	7-11-1-1	0-3	-	Barrie	0-4	3-3	30-21	Kidd/Tugnutt	17,615
21.	11/19	VAN	L	7-12-1-1	1-6	5s	Naslund	0-4	3-4	29-39	Essensa/Denis	16,362
22.	11/22	at COL	L	7-13-1-1	2-5	4,21	Nieminen	0-4	2-2	27-26	Roy/Tugnutt	18,007
23.	11/24	at DAL	L	7-14-1-1	0-3	-	Langenbrunner	0-1	3-4	23-25	Belfour/Denis	17,001
24.	11/25	DAL	L	7-15-1-1	2-4	3,18	Lehtinen	0-3	5-7	21-24	Turco/Tugnutt	18,136+
25.	11/29	PHI	L	7-16-1-1	3-4	28,10,33p	Recchi	1-2	2-2	26-31	Boucher/Tugnutt	17,011
26.	12/2	ATL	L	7-17-1-1	1-2	8	Guolla	0-2	3-3	29-26	Hnilicka/Denis	17,295
27.	12/3	at CHI	L	7-18-1-1	0-5	-	Herperger	0-7	2-3	29-23	Thibault/Denis	12,065
28.	12/6	ANA	W	8-18-1-1	5-2	8,57p,29p,6p,57p	Selivanov	4-8	3-3	22-38	Denis/Hebert	15,648
29.	12/8	BOS	OTW	9-18-1-1	3-2	33,28,8	Sanderson	0-2	3-4	34-28	Denis/Skudra	18,136+
30.	12/10	at PHX	T	9-18-2-1	1-1	57p	Lumme	1-6	4-4	30-40	Denis/Burke	12,668
31.	12/13	at ANA	OTL	9-18-2-2	4-5	29p,21p,8,28	Havelid	2-3	3-5	22-30	Hebert/Denis	11,630
32.	12/14	at SJS	L	9-19-2-2	1-2	8	Matteau	0-5	3-4	21-29	Nabokov/Tugnutt	17,387
33.	12/16	at VAN	L	9-20-2-2	3-4	25,22,6p	Bertuzzi	1-6	2-3	27-26	Potvin/Tugnutt	15,297
34.	12/18	at MTL	W	10-20-2-2	2-0	22,42	Nielsen	0-4	6-6	16-27	Tugnutt/Hackett	18,449
35.	12/21	OTT	T	10-20-3-2	3-3	8,6p,10	Aubin	1-9	3-6	34-26	Tugnutt/Hurme	18,136+
36.	12/23	at NYI	W	11-20-3-2	7-5	21p,11,8p,57p,10,8,10	Sanderson	3-5	1-3	28-27	Tugnutt/Vanbiesbrouck	10,578
37.	12/26	at STL	L	11-21-3-2	0-5	-	Young	0-5	4-6	24-31	Johnson/Tugnutt	18,875
38.	12/27	at NJD	T	11-21-4-2	2-2	21,42	Arnott	0-2	3-5	21-44	Denis/Brodeur	16,003
39.	12/29	CAR	W	12-21-4-2	3-1	4p,15p,15	Maneluk	2-9	4-4	23-32	Denis/Irbe	18,136+
40.	12/31	NJD	L	12-22-4-2	3-6	10,29,9	Nemchinov	0-6	2-4	18-31	Brodeur/Denis	18,136+
41.	1/3	EDM	W	13-22-4-2	5-2	57,9,11,15p,10	Dineen	1-2	2-2	23-32	Denis/Salo	15,217
42.	1/6	at VAN	L	13-23-4-2	3-4	57,8,22	Schaefer	0-3	2-3	25-17	Potvin/Denis	18,011
43.	1/7	at EDM	L	13-24-4-2	2-4	21,6	Smyth	0-4	2-3	19-23	Salo/Denis	14,186
44.	1/10	COL	L	13-25-4-2	2-4	8p,25	Deadmarsh	1-2	2-4	21-14	Roy/Denis	18,136+
45.	1/12	CHI	L	13-26-4-2	1-3	57	McAmmond	0-2	4-4	24-26	Thibault/Tugnutt	18,136+
46.	1/15	MIN	W	14-26-4-2	3-0	8p,28,8	Sanderson	1-5	3-3	30-31	Tugnutt/Fernandez	17,154
47.	1/17	at MIN	OTL	14-26-4-3	2-3	29,8	O'Donnell	0-4	4-5	26-33	Fernandez/Tugnutt	18,064
48.	1/21	TBL	W	15-26-4-3	3-1	8p,9,10	Vyborny	1-5	5-5	30-27	Tugnutt/Weekes	17,652
49.	1/23	at BUF	W	16-26-4-3	2-1	10,10	Aubin	0-2	2-2	18-23	Tugnutt/Hasek	17,803
50.	1/27	ANA	W	17-26-4-3	2-1	8,8p	Sanderson	1-5	5-5	21-28	Tugnutt/Giguere	18,136+
51.	1/31	DET	OTL	17-26-4-4	2-3	21,57p	Yzerman	1-4	6-7	28-30	Osgood/Tugnutt	18,136+
52.	2/1	at STL	T	17-26-5-4	2-2	28,8	Turgeon	0-2	4-4	16-30	Denis/Turek	19,560
53.	2/6	STL	T	17-26-6-4	2-2	57p,18	Young	1-6	3-3	26-41	Tugnutt/Johnson	18,136+
54.	2/8	at NSH	L	17-27-6-4	1-3	25	Johnson	0-6	3-5	29-36	Dunham/Denis	16,411
55.	2/10	NSH	W	18-27-6-4	3-2	8p,8,8	Sanderson	1-3	4-4	28-27	Tugnutt/Dunham	18,136+
56.	2/12	NYR	L	18-28-6-4	3-4	29p,42,57	Hlavac	2-4	5-5	40-24	Richter/Tugnutt	18,136+
57.	2/14	at TOR	T	18-28-7-4	2-2	18,28	Wright	0-4	5-6	24-29	Tugnutt/Healy	19,310
58.	2/16	at DET	L	18-29-7-4	2-4	7p,57p	Kozlov	2-4	4-5	18-39	Osgood/Denis	19,995
59.	2/17	PIT	OTL	18-29-7-5	2-3	18,11	Kovalev	0-4	4-4	34-27	Aubin/Tugnutt	18,136+
60.	2/20	at SJS	OTL	18-29-7-6	2-3	57p,18	Sturm	1-2	6-7	22-43	Nabokov/Tugnutt	17,496
61.	2/21	at PHX	L	18-30-7-6	2-3	5,18	Letowski	0-6	1-2	33-33	Burke/Denis	16,210
62.	2/24	at LAK	L	18-31-7-6	1-3	21	Smolinski	0-5	2-2	17-32	Potvin/Tugnutt	18,118
63.	2/25	at ANA	W	19-31-7-6	5-2	21,8,57p,21,42	Heinze	1-3	2-3	19-25	Tugnutt/Giguere	12,308
64.	2/28	PHX	W	20-31-7-6	5-2	57p,9,10,7,37	Aubin	1-9	4-5	34-27	Denis/Burke	18,136+
65.	3/1	at NSH	W	21-31-7-6	5-2	8,57,8,57,33	Sanderson	0-3	5-7	33-29	Tugnutt/Dunham	14,186
66.	3/7	at CAR	L	21-32-7-6	1-2	29	Brind'Amour	0-2	1-2	17-26	Irbe/Tugnutt	9,067
67.	3/9	at FLA	OTW	22-32-7-6	7-6	8p,7,9,7,7,25,18s	Kron	1-9	5-5	34-29	Tugnutt/Kidd	13,358
68.	3/10	at TBL	L	22-33-7-6	1-4	21	St. Louis	0-7	4-7	22-33	Weekes/Denis	17,111
69.	3/14	CGY	W	23-33-7-6	3-0	37,28p,6p	Timander	2-6	3-3	23-30	Tugnutt/Braithwaite	18,136+
70.	3/16	at ATL	W	24-33-7-6	3-0	28,28p,28s	Wright	1-6	7-7	27-34	Tugnutt/Maracle	14,131
71.	3/17	NYI	T	24-33-8-6	3-3	20,11,18	Muckalt	0-10	4-5	32-25	Denis/Terreri	18,136+
72.	3/19	NSH	L	24-34-8-6	1-2	9ps	Ronning	1-5	6-7	19-26	Vokoun/Tugnutt	18,136+
73.	3/21	VAN	T	24-34-9-6	1-1	22	Nielsen	0-6	1-2	33-34	Tugnutt/Cloutier	18,136+
74.	3/24	CGY	W	25-34-9-6	6-4	6p,9p,6,7p,29p,25	Selivanov	4-8	4-4	23-29	Tugnutt/Vernon	18,136+
75.	3/26	at EDM	L	25-35-9-6	2-4	9p,4	Cleary	1-1	3-5	21-29	Salo/Denis	16,563
76.	3/27	at CGY	L	25-36-9-6	0-3	-	Iginla	0-2	2-3	19-29	Braithwaite/Tugnutt	16,455
77.	3/29	at LAK	L	25-37-9-6	0-3	-	Palffy	0-3	3-3	27-31	Potvin/Denis	15,582
78.	4/1	STL	W	26-37-9-6	2-1	33p,25	Gardiner	1-8	3-4	17-30	Tugnutt/Turek	18,136+
79.	4/3	DET	W	27-37-9-6	2-1	29p,15	Maneluk	1-5	2-2	25-36	Tugnutt/Osgood	18,136+
80.	4/5	at STL	L	27-38-9-6	1-4	6p	Young	1-3	6-7	27-40	Turek/Denis	18,381
81.	4/6	at MIN	L	27-39-9-6	2-3	15,28p	Hendrickson	1-6	3-3	19-32	McLennan/Tugnutt	18,568
82.	4/8	CHI	OTW	28-39-9-6	4-3	27,6p,7p,28	Wright	2-8	3-5	28-32	Tugnutt/Passmore	18,136+

+ Home Sellout



STANLEY CUP PLAYOFFS



PLAYER STATISTICS

PLAYERS	POS	GP	G	A	P	+/-	PIM	PP	SH	GW	S	S%	TOI/G
Pierre-Luc Dubois	C	10	4	6	10	3	4	1	0	1	27	14.8	22:57
Cam Atkinson	R	8	3	5	8	3	4	0	0	1	20	15	22:47
Nick Foligno	L	10	2	4	6	1	10	0	0	0	19	10.5	23:00
Alexander Wennberg	C	10	3	2	5	5	2	0	0	0	11	27.3	16:50
Seth Jones	D	10	1	3	4	2	4	0	0	0	25	4	32:40
Alexandre Texier *	C	10	0	4	4	0	2	0	0	0	27	0	21:52
Oliver Bjorkstrand	R	10	3	0	3	-5	0	1	0	1	25	12	19:34
Zach Werenski	D	10	1	2	3	1	4	0	0	1	26	3.9	30:03
Vladislav Gavrikov *	D	10	1	2	3	-4	6	0	0	0	15	6.7	23:21
David Savard	D	10	0	3	3	-4	2	0	0	0	20	0	25:24
Liam Foudy *	C	10	1	1	2	-1	0	0	0	0	20	5	16:43
Riley Nash	C	10	1	1	2	-4	0	0	0	0	13	7.7	16:25
Gustav Nyquist	C	10	0	2	2	0	4	0	0	0	20	0	21:32
Boone Jenner	C	10	1	0	1	-3	4	0	0	0	22	4.6	21:27
Kevin Stenlund *	C	2	1	0	1	1	0	1	0	0	2	50	8:26
Ryan Murray	D	9	1	0	1	0	2	0	0	0	6	16.7	16:26
Eric Robinson *	L	10	1	0	1	0	0	0	0	0	14	7.1	8:48
Dean Kukan	D	9	0	1	1	2	7	0	0	0	11	0	13:11
Emil Bemstrom *	C	5	0	0	0	-1	2	0	0	0	4	0	9:09
Markus Nutivaara	D	2	0	0	0	-1	0	0	0	0	1	0	9:49
Nathan Gerbe	C	2	0	0	0	0	0	0	0	0	2	0	12:34
Devin Shore	C	2	0	0	0	-1	0	0	0	0	1	0	6:32
Scott Harrington	D	1	0	0	0	-1	0	0	0	0	0	--	18:44
TOTALS		10	24	36	60	-7	57	3	0	4	331	7.3	

GOALTENDERS	GP	W	L	SA	GA	GAA	SV	SV%	SO	A	PIM	TOI
Joonas Korpisalo	9	3	5	320	19	1.90	301	.941	2	0	0	599:00
Elvis Merzlikins *	2	1	1	74	4	1.96	70	.946	0	1	0	122:45
TOTALS	10	4	6	394	23	1.91	371	.942	2	1	0	721:45

GAME-BY-GAME

GM	DATE	OPPONENT	DEC	RECORD	SCORE	CBJ GOALS	GWG	PP	PK	SF-SA	GOALTENDERS	ATT
1.	8/2/20	at Toronto	W	1-0	2-0	13, 10	Atkinson	0-2	1-1	35-28	Korpisalo/Andersen	0
2.	8/4/20	at Toronto	L	1-1	0-3		Matthews	0-4	5-5	20-39	Andersen/Korpisalo	0
3.	8/6/20	Toronto	W	2-1	4-3 (OT)	18, 3, 18, 18	Dubois	0-3	1-2	43-36	Merzlikins/Andersen	0
4.	8/7/20	Toronto	L	2-2	3-4 (OT)	13, 44, 38	Matthews	0-3	3-4	39-53	Andersen/Merzlikins	0
5.	8/9/20	at Toronto	W	3-2	3-0	8, 19, 71	Werenski	0-2	1-1	22-33	Korpisalo/Andersen	0
6.	8/11/20	at Tampa Bay	L	3-3	2-3 (5OT)	18p, 28	Point	1-5	4-4	63-88	Vasilevskiy/Korpisalo	0
7.	8/13/20	at Tampa Bay	W	4-3	3-1	27, 28p, 10	Bjorkstrand	1-3	2-2	22-37	Korpisalo/Vasilevskiy	0
8.	8/15/20	Tampa Bay	L	4-4	2-3	20, 50	Hedman	0-4	1-1	17-34	Vasilevskiy/Korpisalo	0
9.	8/17/20	Tampa Bay	L	4-5	1-2	13	Gourde	0-2	3-3	29-22	Vasilevskiy/Korpisalo	0
10.	8/19/20	at Tampa Bay	L	4-6	4-5 (OT)	71, 11p, 10, 28	Point	1-6	0-0	41-25	Vasilevskiy/Korpisalo	0

+Home Sellout

TEAM TOTALS

SCORING BY PERIOD	1ST	2ND	3RD	OT	TOTAL	SHOTS BY PERIOD	1ST	2ND	3RD	OT	TOTAL
Toronto	1	3	5	1	10	Toronto	56	59	51	23	189
Columbus	2	2	7	1	12	Columbus	40	51	48	20	159
Tampa Bay	5	4	3	2	14	Tampa Bay	48	62	46	50	206
Columbus	4	5	3	0	12	Columbus	43	58	33	38	172
Opponents	6	5	8	3	24	Opponents	104	121	97	73	395
Columbus	6	5	10	1	24	Columbus	83	109	81	58	331

POWER PLAYS	PENALTY KILLING	PENALTY MINUTES			
Toronto	2-of-13	Toronto	14-of-14	Toronto	18-47
Columbus	0-of-14	Columbus	11-of-13	Columbus	16-35
Tampa Bay	0-of-10	Tampa Bay	17-of-20	Tampa Bay	22-44
Columbus	3-of-20	Columbus	10-of-10	Columbus	12-24
Opponents	2-of-23	Opponents	31-of-34	Opponents	40-91
Columbus	3-of-34	Columbus	21-of-23	Columbus	28-59

* Rookie



2019 PLAYOFFS STATS

PLAYER STATISTICS

PLAYERS	POS	GP	G	A	P	+/-	PIM	PP	SH	GW	S	S%	TOI/G
Artemi Panarin	C	10	5	6	11	0	0	1	0	0	27	18.5	21:44
Matt Duchene	C	10	5	5	10	4	0	3	0	2	18	27.8	16:48
Seth Jones	D	10	3	6	9	0	0	1	0	1	27	11.1	28:32
Cam Atkinson	R	10	2	6	8	2	4	0	0	0	33	6.1	18:30
Zach Werenski	D	10	1	5	6	3	9	1	0	1	15	6.7	26:37
Pierre-Luc Dubois	C	10	2	3	5	-5	14	0	0	0	20	10	17:29
Oliver Bjorkstrand	R	10	2	3	5	-1	0	1	0	2	26	7.7	15:07
Scott Harrington	D	10	0	4	4	4	2	0	0	0	7	0	13:36
Alexandre Texier *	C	8	2	1	3	-2	2	1	0	0	8	25	11:25
Riley Nash	C	7	1	2	3	2	4	0	0	0	9	11.1	13:32
Boone Jenner	C	10	1	2	3	1	2	0	0	0	32	3.1	17:14
Josh Anderson	R	10	1	2	3	-5	22	0	1	0	23	4.3	16:59
Nick Foligno	L	10	1	2	3	2	4	0	0	0	16	6.3	18:36
David Savard	D	10	1	2	3	-1	4	0	0	0	13	7.7	23:42
Ryan Dzingel	C	9	1	0	1	3	2	0	0	0	11	9.1	11:21
Dean Kukan	D	10	1	0	1	-2	2	0	0	0	13	7.7	15:10
Brandon Dubinsky	C	10	1	0	1	0	6	0	0	0	11	9.1	13:07
Adam Clendening	D	7	0	1	1	1	2	0	0	0	9	0	8:46
Markus Hannikainen	L	1	0	0	0	-1	0	0	0	0	0	0	4:00
Vladislav Gavrikov *	D	2	0	0	0	-2	0	0	0	0	1	0	15:35
Markus Nutivaara	D	2	0	0	0	1	0	0	0	0	1	0	21:36
Alexander Wennberg	C	4	0	0	0	0	0	0	0	0	0	0	10:29
TOTALS		10	30	50	80	4	79	8	1	6	320	9.4	

GOALTENDERS	GP	W	L	SA	GA	GAA	SV	SV%	SO	A	PIM	TOI
Sergei Bobrovsky	10	6	4	333	25	2.41	308	.925	0	0	0	622:56
TOTALS	10	6	4	333	25	2.41	308	.925	0	0	0	622:56

GAME-BY-GAME

GM	DATE	OPPONENT	DEC	RECORD	SCORE	CBJ GOALS	GWG	PP	PK	SF-SA	GOALTENDERS	ATT
1.	4/10/19	at Tampa Bay	W	1-0	4-3	71, 58, 77, 3p	Jones	1-2	3-3	26-29	Bobrovsky/Vasilevskiy	19,092
2.	4/12/19	at Tampa Bay	W	2-0	5-1	13, 8p, 95p, 20, 9	Werenski	2-4	2-2	27-24	Bobrovsky/Vasilevskiy	19,092
3.	4/14/19	Tampa Bay	W	3-0	3-1	95, 28p, 13	Bjorkstrand	1-2	0-0	30-31	Bobrovsky/Vasilevskiy	19,224+
4.	4/16/19	Tampa Bay	W	4-0	7-3	42p, 18, 3, 28, 9, 42, 95	Bjorkstrand	1-2	0-1	25-33	Bobrovsky/Vasilevskiy	19,328+
5.	4/25/19	at Boston	L	4-1	2-3 (OT)	17, 18	Coyle	0-4	4-4	22-37	Rask/Bobrovsky	17,565
6.	4/27/19	at Boston	W	5-1	3-2 (2OT)	9p, 9, 95p	Duchene	2-4	3-4	41-31	Bobrovsky/Rask	17,565
7.	4/30/19	Boston	W	6-1	2-1	38, 95p	Duchene	1-3	2-2	34-37	Bobrovsky/Rask	19,337+
8.	5/2/19	Boston	L	6-2	1-4	9	Bergeron	0-4	4-6	40-46	Rask/Bobrovsky	19,431+
9.	5/4/19	at Boston	L	6-3	3-4	3, 19, 14	Pastrnak	0-2	2-2	36-36	Rask/Bobrovsky	17,565
10.	5/6/19	Boston	L	6-4	0-3	-	Krejci	0-4	1-1	39-29	Rask/Bobrovsky	19,219+

+Home Sellout

TEAM TOTALS

SCORING BY PERIOD	1ST	2ND	3RD	OT	TOTAL	SHOTS BY PERIOD	1ST	2ND	3RD	OT	TOTAL
Tampa Bay	4	2	2	0	8	Tampa Bay	31	40	46	0	117
Columbus	4	6	9	0	19	Columbus	36	40	32	0	108
Boston	4	4	8	1	17	Boston	66	52	84	14	216
Columbus	2	3	5	1	11	Columbus	56	81	59	16	212
Opponents	8	6	10	1	25	Opponents	97	92	130	14	333
Columbus	6	9	14	1	30	Columbus	92	121	91	16	320

POWER PLAYS	PENALTY KILLING	PENALTY MINUTES			
Tampa Bay	1-of-6	Tampa Bay	5-of-10	Tampa Bay	17-56
Columbus	5-of-10	Columbus	5-of-6	Columbus	11-35
Boston	3-of-19	Boston	18-of-21	Boston	21-42
Columbus	3-of-21	Columbus	16-of-19	Columbus	19-48
Opponents	4-of-25	Opponents	23-of-31	Opponents	38-98
Columbus	8-of-31	Columbus	21-of-25	Columbus	30-93

* Rookie



PLAYER STATISTICS

PLAYERS	POS	GP	G	A	P	+/-	PIM	PP	SH	GW	S	S%	TOI/G
Artemi Panarin	LW	6	2	5	7	-4	6	0	0	1	14	14.3	25:59
Seth Jones	D	6	1	4	5	-3	4	1	0	0	13	7.7	30:37
Matt Calvert	LW	6	3	1	4	4	4	0	1	1	15	20.0	17:16
Cam Atkinson	RW	6	2	2	4	-3	2	1	0	0	25	8.0	26:36
Pierre-Luc Dubois *	C	6	2	2	4	0	6	0	0	0	15	13.3	23:09
Nick Foligno	LW	6	2	1	3	-4	4	0	0	0	8	25.0	20:49
Boone Jenner	C	6	1	2	3	-3	4	0	0	0	24	4.2	19:45
Josh Anderson	RW	6	1	2	3	3	21	0	0	0	9	11.1	15:46
Oliver Bjorkstrand	RW	6	1	2	3	0	0	0	0	0	3	33.3	11:03
Zach Werenski	D	6	1	2	3	0	2	1	0	0	18	5.6	24:11
Ian Cole	D	6	0	3	3	-1	2	0	0	0	10	0.0	19:23
Alexander Wennberg	C	3	1	1	2	-1	0	0	0	0	4	25.0	17:23
Thomas Vanek	LW	6	1	1	2	-1	2	1	0	0	13	7.7	15:07
Ryan Murray	D	6	0	1	1	3	2	0	0	0	3	0.0	21:32
Sonny Milano *	LW	3	0	0	0	0	0	0	0	0	0	0.0	6:45
Mark Letestu	C	6	0	0	0	-1	0	0	0	0	2	0.0	9:02
David Savard	D	6	0	0	0	0	0	0	0	0	7	0.0	19:48
Markus Nutivaara	D	6	0	0	0	2	0	0	0	0	9	0.0	17:42
Brandon Dubinsky	C	6	0	0	0	1	6	0	0	0	4	0.0	12:23
TOTALS		6	18	29	47	-8	65	4	1	2	196	9.2	

GOALTENDERS	GP	W	L	SA	GA	GAA	SV	SV%	SO	A	PIM	TOI
Sergei Bobrovsky	6	2	4	221	22	3.18	199	.900	0	0	0	415:27
TOTALS	6	2	4	221	22	3.18	199	.900	0	0	0	415:27

GAME-BY-GAME

GM	DATE	OPPONENT	DEC	RECORD	SCORE	CBJ GOALS	GWG	PP	PK	SF-SA	GOALTENDERS	ATT
1.	4/12/18	at Washington	W	1-0	4-3 (OT)	10,26p,3p,9	Panarin	2-4	4-6	27-30	Bobrovsky/Grubauer	18,506
2.	4/15/18	at Washington	W	2-0	5-4 (OT)	13,77,13p,8p,11	Calvert	2-4	4-7	30-58	Bobrovsky/Holtby	18,506
3.	4/17/18	Washington	L	2-1	2-3 (2OT)	18,9	Eller	0-4	3-4	35-45	Holtby/Bobrovsky	19,337+
4.	4/19/18	Washington	L	2-2	1-4	38	Oshie	0-3	2-3	24-33	Holtby/Bobrovsky	19,395+
5.	4/21/18	at Washington	L	2-3	3-4 (OT)	11s,11,28	Backstrom	0-5	3-4	42-29	Holtby/Bobrovsky	18,506
6.	4/23/18	Washington	L	2-4	3-6	71,18,71	Smith-Pelly	0-4	2-3	38-28	Holtby/Bobrovsky	18,667+

+Home Sellout

TEAM TOTALS

SCORING BY PERIOD	1ST	2ND	3RD	OT	TOTAL	SHOTS BY PERIOD	1ST	2ND	3RD	OT	TOTAL
Washington	7	8	7	2	24	Washington	68	80	47	28	223
Columbus	2	7	7	2	18	Columbus	46	64	66	20	196

POWER PLAYS	PENALTY KILLING	PENALTY MINUTES
Washington	9-of-27	Washington 26-52
Columbus	4-of-24	Columbus 18-of-27

* Rookie



2017 PLAYOFFS STATS

PLAYER STATISTICS

PLAYERS	POS	GP	G	A	P	+/-	PIM	PP	SH	GW	S	S%	TOI/G
Boone Jenner	C	5	2	1	3	-2	14	1	0	1	16	12.5	17:48
Cam Atkinson	RW	5	2	1	3	-3	0	0	0	0	14	14.3	19:34
William Karlsson	C	5	2	1	3	4	0	0	0	0	12	16.7	16:05
Brandon Saad	LW	5	1	2	3	-5	0	0	0	0	10	10	15:58
Markus Nutivaara *	D	2	1	1	2	3	0	0	0	0	7	14.3	11:55
Matt Calvert	LW	4	1	1	2	4	4	0	0	0	9	11.1	14:13
Brandon Dubinsky	C	5	1	1	2	-2	6	0	0	0	8	12.5	17:56
Josh Anderson	RW	5	1	1	2	2	2	0	0	0	11	9.1	13:43
Jack Johnson	D	5	1	1	2	-3	0	0	0	0	15	6.7	25:52
Nick Foligno	LW	4	0	2	2	-3	6	0	0	0	12	0	20:24
Seth Jones	D	5	0	2	2	-4	0	0	0	0	12	0	26:03
Sam Gagner	C	5	0	2	2	-3	2	0	0	0	12	0	12:39
Zach Werenski *	D	3	1	0	1	-2	0	1	0	0	14	7.1	23:29
Kyle Quincey	D	2	0	1	1	-1	2	0	0	0	1	0	19:01
Oliver Bjorkstrand *	RW	5	0	1	1	-2	0	0	0	0	10	0	12:51
David Savard	D	5	0	1	1	-4	4	0	0	0	10	0	24:53
Alexander Wennberg	C	5	0	1	1	-3	2	0	0	0	10	0	19:26
Gabriel Carlsson *	D	5	0	0	0	1	0	0	0	0	2	0	10:57
Scott Hartnell	LW	4	0	0	0	-2	0	0	0	0	4	0	10:39
Sonny Milano *	LW	1	0	0	0	0	0	0	0	0	0	0	6:47
Lukas Sedlak *	C	2	0	0	0	-1	0	0	0	0	2	0	8:16
Scott Harrington	D	3	0	0	0	0	10	0	0	0	3	0	12:27
TOTALS		5	13	20	33	-26	52	2	0	1	194	6.7	

GOALTENDERS	GP	W	L	SA	GA	GAA	SV	SV%	SO	A	PIM	TOI
Sergei Bobrovsky	5	1	4	170	20	3.88	150	.882	0	0	0	309:16
TOTALS	5	1	4	170	20	3.88	150	.882	0	0	0	309:16

GAME-BY-GAME

GM	DATE	OPPONENT	DEC	RECORD	SCORE	CBJ GOALS	GWG	PP	PK	SF-SA	GOALTENDERS	ATT
1.	4/12/17	at Pittsburgh	L	0-1	1-3	11	Kessel	0-2	2-3	32-29	Fleury/Bobrovsky	18,563
2.	4/14/17	at Pittsburgh	L	0-2	1-4	20	Guentzel	0-2	2-2	40-32	Fleury/Bobrovsky	18,622
3.	4/16/17	Pittsburgh	L	0-3	4-5 (OT)	13,13,8p,17	Guentzel	1-2	2-3	37-47	Fleury/Bobrovsky	19,092+
4.	4/18/17	Pittsburgh	W	1-3	5-4	7,34,65,25,38	Jenner	0-3	2-3	34-31	Bobrovsky/Fleury	19,093+
5.	4/20/17	at Pittsburgh	L	1-4	2-5	25,38p	Rust	1-3	2-4	51-32	Fleury/Bobrovsky	18,585

+Home Sellout

TEAM TOTALS

SCORING BY PERIOD	1ST	2ND	3RD	OT	TOTAL	SHOTS BY PERIOD	1ST	2ND	3RD	OT	TOTAL
Pittsburgh	3	10	7	1	21	Pittsburgh	39	70	55	7	171
Columbus	5	4	4	0	13	Columbus	71	58	58	7	194

POWER PLAYS	PENALTY KILLING	PENALTY MINUTES	
Pittsburgh	5-of-15	Pittsburgh 10-of-12	Pittsburgh 13-26
Columbus	2-of-12	Columbus 10-of-15	Columbus 19-54

* Rookie



PLAYER STATISTICS

PLAYERS	POS	GP	G	A	P	+/-	PIM	PP	SH	GW	S	S%	TOI/G
Jack Johnson	D	6	3	4	7	-1	4	1	0	0	14	21.4	29:20
Ryan Johansen	C	6	2	4	6	-2	4	2	0	0	18	11.1	19:02
Brandon Dubinsky	C	6	1	5	6	-1	6	0	0	0	23	4.3	20:42
Boone Jenner *	C	6	3	2	5	-4	4	2	0	0	16	18.8	17:14
Matt Calvert	LW	6	2	2	4	2	4	0	1	1	13	15.4	17:35
David Savard	D	6	0	4	4	2	4	0	0	0	8	0.0	23:19
Artem Anisimov	C	6	1	2	3	-2	4	1	0	0	16	6.3	17:28
Cam Atkinson	RW	6	1	2	3	1	0	0	0	0	13	7.7	16:45
Nick Foligno	LW	4	2	0	2	0	4	0	0	1	3	66.7	14:56
Mark Letestu	C	6	1	1	2	-2	0	1	0	0	16	6.3	16:51
Fedor Tyutin	D	4	1	1	2	0	4	0	1	0	1	100	14:55
James Wisniewski	D	6	0	2	2	-7	10	0	0	0	12	0.0	24:45
Derek MacKenzie	C	6	1	0	1	-1	2	0	1	0	6	16.7	13:48
Ryan Murray *	D	5	0	1	1	-1	0	0	0	0	9	0.0	22:43
Jack Skille	RW	6	0	1	1	-2	0	0	0	0	8	0.0	11:00
R.J. Umberger	C	4	0	1	1	-2	2	0	0	0	3	0.0	12:47
Nikita Nikitin	D	5	0	0	0	0	0	0	0	0	8	0.0	16:20
Blake Comeau	LW	6	0	0	0	-2	10	0	0	0	7	0.0	11:50
Dalton Prout	D	2	0	0	0	0	2	0	0	0	1	0.0	13:11
Nick Schultz	D	2	0	0	0	-1	0	0	0	0	0	0.0	9:44
Jared Boll	RW	2	0	0	0	0	0	0	0	0	0	0.0	6:34
Corey Tropp	RW	2	0	0	0	0	0	0	0	0	1	0.0	6:10
TOTALS		6	18	32	50	-23	64	7	3	2	196	10.9	

GOALTENDERS	GP	W	L	SA	GA	GAA	SV	SV%	SO	A	PIM	TOI
Sergei Bobrovsky	6	2	4	218	20	3.17	198	.908	0	0	0	377:36
TOTALS	6	2	4	218	20	3.17	198	.908	0	0	0	377:36

GAME-BY-GAME

GM	DATE	OPPONENT	DEC	RECORD	SCORE	CBJ GOALS	GWG	PP	PK	SF-SA	GOALTENDERS	ATT
1.	4/16/14	at Pittsburgh	L	0-1	3-4	7,55p,24s	Sutter	1-4	1-3	34-32	Fleury/Bobrovsky	18,646
2.	4/19/14	at Pittsburgh	W	1-1	4-3 (20T)	19p,11s,7p,11	Calvert	2-6	7-8	45-42	Bobrovsky/Fleury	18,619
3.	4/21/14	Pittsburgh	L	1-2	3-4	38,7,13	Jokinen	0-4	6-6	20-41	Fleury/Bobrovsky	19,148+
4.	4/23/14	Pittsburgh	W	2-2	4-3 (OT)	38p,19p,17,71	Foligno	2-6	3-4	46-25	Bobrovsky/Fleury	18,970+
5.	4/26/14	at Pittsburgh	L	2-3	1-3	38p	Jokinen	1-2	3-4	24-51	Fleury/Bobrovsky	18,618
6.	4/28/14	Pittsburgh	L	2-4	3-4	51s,42p,71	Malkin	1-5	3-4	27-28	Fleury/Bobrovsky	19,189+

+Home Sellout

TEAM TOTALS

SCORING BY PERIOD	1ST	2ND	3RD	OT	TOTAL	SHOTS BY PERIOD	1ST	2ND	3RD	OT	TOTAL
Pittsburgh	9	6	6	0	21	Pittsburgh	85	62	59	13	219
Columbus	7	3	6	2	18	Columbus	54	71	52	19	196

POWER PLAYS	PENALTY KILLING	PENALTY MINUTES
Pittsburgh	6-of-29	Pittsburgh 20-of-27
Columbus	7-of-27	Columbus 23-of-29

* Rookie



2009 PLAYOFFS STATS

PLAYER STATISTICS

PLAYERS	POS	GP	G	A	P	+/-	PIM	PP	SH	GW	S	S%	TOI/G
R.J. Umberger	C	4	3	0	3	0	0	2	0	0	9	33.3	16:21
Rick Nash	LW	4	1	2	3	-4	2	0	0	0	13	7.7	20:51
Kristian Huselius	LW	4	1	1	2	-4	4	1	0	0	11	9.1	17:52
Kris Russell	D	4	1	1	2	0	2	0	0	0	5	20.0	16:40
Raffi Torres	LW	4	0	2	2	-3	2	0	0	0	4	0.0	12:03
Fredrik Modin	LW	4	1	0	1	-2	0	0	0	0	4	25.0	13:06
Aaron Rome *	D	1	0	1	1	2	0	0	0	0	2	0.0	15:24
Jakub Voracek *	R	4	0	1	1	0	8	0	0	0	12	0.0	12:06
Jason Williams	C	4	0	1	1	-2	2	0	0	0	5	0.0	14:11
Rostislav Klesla	D	4	0	1	1	0	0	0	0	0	3	0.0	21:21
Jason Chimeria	LW	4	0	1	1	0	2	0	0	0	11	0.0	13:21
Antoine Vermette	C	4	0	0	0	-4	10	0	0	0	6	0.0	16:46
Derek Dorsett *	RW	3	0	0	0	-1	2	0	0	0	7	0.0	9:11
Jared Boll	RW	1	0	0	0	-2	0	0	0	0	1	0.0	5:17
Marc Methot	D	4	0	0	0	-3	2	0	0	0	1	0.0	16:15
Jan Hejda	D	3	0	0	0	-5	2	0	0	0	1	0.0	16:53
Manny Malhotra	C	4	0	0	0	-2	0	0	0	0	4	0.0	17:53
Mike Commodore	D	4	0	0	0	-7	18	0	0	0	4	0.0	21:32
Fedor Tyutin	D	4	0	0	0	0	0	0	0	0	3	0.0	23:15
Michael Peca	C	4	0	0	0	1	2	0	0	0	4	0.0	12:39
TOTALS		4	7	11	18	-36	58	3	0	0	110	6.3	

GOALTENDERS	GP	W	L	SA	GA	GAA	SV	SV%	SO	A	PIM	TOI
Svein Mason *	4	0	4	139	17	4.27	122	.878	0	1	0	239:20
TOTALS	4	0	4	139	17	4.27	122	.878	0	1	0	239:20

GAME-BY-GAME

GM	DATE	OPPONENT	DEC	RECORD	SCORE	CBJ GOALS	GWG	PP	PK	SF-SA	GOALTENDERS	ATT
1.	4/16/09	at Detroit	L	0-1	1-4	18	Ericsson	0-5	3-4	21-34	Osgood/Mason	20,066
2.	4/18/09	at Detroit	L	0-2	0-4	-	Rafalski	0-2	7-10	25-39	Osgood/Mason	20,066
3.	4/21/09	Detroit	L	0-3	1-4	18	Cleary	1-4	2-2	32-26	Osgood/Mason	19,219+
4.	4/23/09	Detroit	L	0-4	5-6	20,61,18,10,33	Franzen	2-2	3-6	32-41	Osgood/Mason	18,889+

+Home Sellout

TEAM TOTALS

SCORING BY PERIOD	1ST	2ND	3RD	OT	TOTAL	SHOTS BY PERIOD	1ST	2ND	3RD	OT	TOTAL
Detroit	6	8	4	-	18	Detroit	52	51	37	-	140
Columbus	1	5	1	-	7	Columbus	39	34	37	-	110

POWER PLAYS	PENALTY KILLING	PENALTY MINUTES
Detroit	7-of-22	15-32
Columbus	3-of-13	26-60

* Rookie



OVERALL

Games Played:	41	Goals:	110	Power Play Goals:	27	Overtime Losses, Home:	3
Wins:	15	Goals, Home:	54	Shorthanded Goals:	5	Overtime Losses, Road:	4
Wins, Home:	6	Goals, Road:	56	Overtime Games:	13	Shutouts For:	2
Wins, Road:	9	Goals Against:	133	Overtime Wins:	6	Shutouts Against:	2
Losses:	26	Goals Against, Home:	67	Overtime Wins, Home:	2		
Losses, Home:	13	Goals Against, Road:	66	Overtime Wins, Road:	4		
Losses, Road:	13	Penalty Minutes:	387	Overtime Losses:	7		

ATTENDANCE

YEAR	GP	TOTAL ATTENDANCE	AVERAGE	CAPACITY	% OF CAPACITY	SELLOUTS
2008-09	2	38,108	19,054	18,144	105.0 pct.	2
2013-14	3	57,307	19,102	18,144	105.3 pct.	3
2016-17	2	38,185	19,093	18,144	105.2 pct.	2
2017-18	3	57,399	19,133	18,144	105.5 pct.	3
2018-19	5	96,539	19,308	18,144	106.4 pct.	5
2019-20	4	0	0	0	0	0
TOTALS	15	287,538	19,169	18,144	105.7 pct.	15

INDIVIDUAL LEADERS BY SEASON

GAMES PLAYED

2008-09	16 players tied	4
2013-14	13 players tied	6
2016-17	14 players tied	5
2017-18	17 players tied	6
2018-19	14 players tied	10
2019-20	14 players tied	10

POINTS

2008-09	Rick Nash, R.J. Umberger	3
2013-14	Jack Johnson	7
2016-17	Cam Atkinson, Boone Jenner, William Karlsson, Brandon Saad	3
2017-18	Artemi Panarin	7
2018-19	Artemi Panarin	11
2019-20	Pierre-Luc Dubois	10

GOALS

2008-09	R.J. Umberger	3
2013-14	Jack Johnson, Boone Jenner	3
2016-17	Cam Atkinson, Boone Jenner, William Karlsson	2
2017-18	Matt Calvert	3
2018-19	Matt Duchene, Artemi Panarin	5
2019-20	Pierre-Luc Dubois	4

ASSISTS

2008-09	Rick Nash, Raffi Torres	2
2013-14	Brandon Dubinsky	5
2016-17	Nick Foligno, Sam Gagner, Seth Jones, Brandon Saad	2
2017-18	Artemi Panarin	5
2018-19	Cam Atkinson, Seth Jones, Artemi Panarin	6
2019-20	Pierre-Luc Dubois	6

PLUS/MINUS RATING

2008-09	Aaron Rome	2
2013-14	Matt Calvert, David Savard	2
2016-17	Matt Calvert, William Karlsson	4
2017-18	Matt Calvert	4
2018-19	Matt Duchene, Scott Harrington	4
2019-20	Alexander Wennberg	6

PENALTY MINUTES

2008-09	Mike Commodore	18
2013-14	James Wisniewski, Blake Comeau	10
	Blake Comeau	10

2017-18	Josh Anderson	21
2018-19	Josh Anderson	22
2019-20	Nick Foligno	10

POWER PLAY GOALS

2008-09	R.J. Umberger	2
2013-14	Ryan Johansen, Boone Jenner	2
2016-17	Boone Jenner, Zach Werenski	1
2017-18	Thomas Vanek, Zach Werenski, Cam Atkinson, Seth Jones	1
2018-19	Matt Duchene	3
2019-20	Oliver Bjorkstrand	1
	Pierre-Luc Dubois, Kevin Stenlund	

SHORTHANDED GOALS

2008-09	-----	0
2013-14	Matt Calvert, Fedor Tyutin, Derek MacKenzie	1
2016-17	-----	0
2017-18	Matt Calvert	1
2018-19	Josh Anderson	1
2019-20	-----	0

GAME-WINNING GOALS

2008-09	-----	0
2013-14	Matt Calvert, Nick Foligno	1
2016-17	Boone Jenner	1
2017-18	Matt Calvert, Artemi Panarin	1
2018-19	Oliver Bjorkstrand, Matt Duchene	2
2019-20	Cam Atkinson, Oliver Bjorkstrand, Pierre-Luc Dubois, Zach Werenski	1

SHOTS ON GOAL

2008-09	Rick Nash	13
2013-14	Brandon Dubinsky	23
2016-17	Boone Jenner	16
2017-18	Cam Atkinson	25
2018-19	Cam Atkinson	33
2019-20	Pierre-Luc Dubois	27
	Alexandre Texier	

SHOOTING PERCENTAGE

2008-09	R.J. Umberger	33.3
2013-14	Jack Johnson	21.4
2016-17	William Karlsson	16.7
2017-18	Oliver Bjorkstrand	33.3
2018-19	Matt Duchene	27.8
2019-20	Alexander Wennberg	27.3

FACE-OFF WINNING PERCENTAGE

2008-09	Manny Malhotra	58.1
2013-14	Mark Letestu	57.4
2016-17	William Karlsson	53.5
2017-18	Brandon Dubinsky	63.0
2018-19	Brandon Dubinsky	56.5
2019-20	Nick Foligno	59.1

POINTS BY DEFENSEMAN

2008-09	Kris Russell	2
2013-14	Jack Johnson	7
2016-17	Markus Nutivaara, Jack Johnson, Seth Jones	2
2017-18	Seth Jones	5
2018-19	Seth Jones	9
2019-20	Seth Jones	4

GOALS BY DEFENSEMAN

2008-09	Kris Russell	1
2013-14	Jack Johnson	3
2016-17	Zach Werenski, Jack Johnson, Markus Nutivaara	1
2017-18	Zach Werenski, Seth Jones	1
2018-19	Seth Jones	3
2019-20	Vladislav Gavrikov, Seth Jones, Ryan Murray, Zach Werenski	1

HAT TRICKS

2008-09	-----	0
2013-14	-----	0
2016-17	-----	0
2017-18	-----	0
2018-19	-----	0
2019-20	Pierre-Luc Dubois	1

MULTI-POINT GAMES

2008-09	Kristian Huselius, Rick Nash	1
	Kris Russell, Raffi Torres	
2013-14	Jack Johnson, Brandon Dubinsky, Ryan Johansen	2
2016-17	Seven Players	1
2017-18	Artemi Panarin	3
2018-19	Seth Jones	3
2019-20	Cam Atkinson, Pierre-Luc Dubois	3



PLAYOFFS LEADERS

INDIVIDUAL LEADERS BY SEASON

MULTI-GOAL GAMES

2008-09	-----	0
2013-14	Matt Calvert	1
2016-17	Cam Atkinson	1
2017-18	Cam Atkinson, Matt Calvert, Nick Foligno	1
2018-19	Artemi Panarin, Alexandre Texier	1
2019-20	Pierre-Luc Dubois	1

ICE TIME - ALL PLAYERS

2008-09	Fedor Tyutin	23:15
2013-14	Jack Johnson	29:20
2016-17	Seth Jones	26:03
2017-18	Seth Jones	30:37
2018-19	Seth Jones	28:32
2019-20	Seth Jones	32:40

ICE TIME - FORWARDS

2008-09	Rick Nash	20:51
2013-14	Brandon Dubinsky	20:42
2016-17	Nick Foligno	20:24
2017-18	Cam Atkinson	26:36
2018-19	Artemi Panarin	21:44
2019-20	Nick Foligno	23:00

GAMES PLAYED BY GOALTENDER

2008-09	Steve Mason	4
2013-14	Sergei Bobrovsky	6
2016-17	Sergei Bobrovsky	5
2017-18	Sergei Bobrovsky	6
2018-19	Sergei Bobrovsky	10
2019-20	Joonas Korpisalo	9

CAREER LEADERS

GAMES PLAYED

1.	Boone Jenner	37
	David Savard	37
3.	Cam Atkinson	35
4.	Nick Foligno	34
5.	Oliver Bjorkstrand	31
	Seth Jones	31

POINTS

1.	Cam Atkinson	26
2.	Seth Jones	20
3.	Pierre-Luc Dubois	19
4.	Artemi Panarin	18
5.	Nick Foligno	16

GOALS

1.	Cam Atkinson	10
2.	Pierre-Luc Dubois	8
	Boone Jenner	8
4.	Nick Foligno	7
	Artemi Panarin	7

ASSISTS

1.	Cam Atkinson	16
2.	Seth Jones	15
3.	Pierre-Luc Dubois	11
	Artemi Panarin	11
5.	David Savard	10

MINUTES PLAYED BY GOALTENDER

2008-09	Steve Mason	239
2013-14	Sergei Bobrovsky	378
2016-17	Sergei Bobrovsky	309
2017-18	Sergei Bobrovsky	415
2018-19	Sergei Bobrovsky	623
2019-20	Joonas Korpisalo	599

GOALS-AGAINST AVERAGE

2008-09	Steve Mason	4.27
2013-14	Sergei Bobrovsky	3.17
2016-17	Sergei Bobrovsky	3.88
2017-18	Sergei Bobrovsky	3.18
2018-19	Sergei Bobrovsky	2.41
2019-20	Joonas Korpisalo	1.90

SAVE PERCENTAGE

2008-09	Steve Mason	.878
2013-14	Sergei Bobrovsky	.908
2016-17	Sergei Bobrovsky	.882
2017-18	Sergei Bobrovsky	.900
2018-19	Sergei Bobrovsky	.925
2019-20	Elvis Merzlikins	.946

WINS

2008-09	-----	0
2013-14	Sergei Bobrovsky	2
2016-17	Sergei Bobrovsky	1
2017-18	Sergei Bobrovsky	2
2018-19	Sergei Bobrovsky	6
2019-20	Joonas Korpisalo	3

LOSSES

2008-09	Steve Mason	4
2013-14	Sergei Bobrovsky	4
2016-17	Sergei Bobrovsky	4

PLUS/MINUS RATING

1.	Matt Calvert	10
2.	Markus Nutivaara	5
3.	Matt Duchene	4
	William Karlsson	4
5.	Ryan Dzingel	3
	Scott Harrington	3

PENALTY MINUTES

1.	Josh Anderson	45
2.	Nick Foligno	28
	Boone Jenner	28
4.	Pierre-Luc Dubois	24
	Brandon Dubinsky	24

POWER PLAY GOALS

1.	Matt Duchene	3
	Boone Jenner	3
	Zach Werenski	3
4.	Oliver Bjorkstrand	2
	Ryan Johansen	2
	Seth Jones	2
	R.J. Umberger	2

SHORTHANDED GOALS

1.	Matt Calvert	2
2.	Josh Anderson	1
	Derek MacKenzie	1
	Fedor Tyutin	1

2017-18	Sergei Bobrovsky	4
2018-19	Sergei Bobrovsky	4
2019-20	Joonas Korpisalo	5

DECISIONS

2008-09	Steve Mason	4
2013-14	Sergei Bobrovsky	6
2016-17	Sergei Bobrovsky	5
2017-18	Sergei Bobrovsky	6
2018-19	Sergei Bobrovsky	10
2019-20	Joonas Korpisalo	8

SHUTOUTS

2008-09	----	0
2013-14	----	0
2016-17	----	0
2017-18	----	0
2018-19	----	0
2019-20	Joonas Korpisalo	2

ASSISTS

2008-09	Steve Mason	1
2013-14	----	0
2016-17	----	0
2017-18	----	0
2018-19	----	0
2019-20	Elvis Merzlikins	1

PENALTY MINUTES

2008-09	----	0
2013-14	----	0
2016-17	----	0
2017-18	----	0
2018-19	----	0
2019-20	----	0

GAME-WINNING GOALS

1.	Oliver Bjorkstrand	3
2.	Matt Calvert	2
	Matt Duchene	2
	Zach Werenski	2
5.	6 players	1

OVERTIME GOALS

1.	Matt Calvert	2
2.	Pierre-Luc Dubois	1
	Matt Duchene	1
	Nick Foligno	1
	Artemi Panarin	1

SHOTS ON GOAL

1.	Boone Jenner	110
2.	Cam Atkinson	105
3.	Seth Jones	77
4.	Zach Werenski	73
5.	Oliver Bjorkstrand	64

SHOOTING PERCENTAGE

1.	Matt Duchene	27.8
2.	R.J. Umberger	25.0
3.	Artemi Panarin	17.1
4.	William Karlsson	16.7
5.	Matt Calvert	16.2



CAREER LEADERS

FACE-OFF WINNING PERCENTAGE (30 OR MORE)

1.	Manny Malhotra	58.1
2.	Derek MacKenzie	57.6
3.	Riley Nash	55.0
4.	Brandon Dubinsky	54.2
5.	William Karlsson	53.5

POINTS BY DEFENSEMAN

1.	Seth Jones	20
2.	Zach Werenski	13
3.	David Savard	11
4.	Jack Johnson	9
5.	Scott Harrington	4

GOALS BY DEFENSEMAN

1.	Seth Jones	5
2.	Jack Johnson	4
	Zach Werenski	4
4	7 players	1

ICE TIME - ALL PLAYERS

1.	Seth Jones	29:52
2.	Jack Johnson	27:46
3.	Zach Werenski	26:58
4.	James Wisniewski	24:45
5.	David Savard	23:38

ICE TIME - FORWARDS

1.	Artemi Panarin	23:20
2.	Gus Nyquist	21:32
3.	Pierre-Luc Dubois	20:54
4.	Rick Nash	20:52
5.	Cam Atkinson	20:43

GAMES PLAYED BY GOALTENDER

1.	Sergei Bobrovsky	27
2.	Joonas Korpisalo	9
3.	Steve Mason	4

MINUTES PLAYED BY GOALTENDER

1.	Sergei Bobrovsky	1,725
2.	Joonas Korpisalo	599
3.	Steve Mason	239

GOALS-AGAINST AVERAGE

1.	Joonas Korpisalo	1.90
2.	Elvis Merzlikins	1.96
3.	Sergei Bobrovsky	3.03

SAVE PERCENTAGE

1.	Elvis Merzlikins	.946
2.	Joonas Korpisalo	.941
3.	Sergei Bobrovsky	.908

WINS

1.	Sergei Bobrovsky	11
2.	Joonas Korpisalo	3
3.	Elvis Merzlikins	1

LOSSES

1.	Sergei Bobrovsky	16
2.	Joonas Korpisalo	5
3.	Steve Mason	4

DECISIONS

1.	Sergei Bobrovsky	27
2.	Joonas Korpisalo	8
3.	Steve Mason	4

SHUTOUTS

1.	Joonas Korpisalo	2
----	------------------	---

ASSISTS

1.	Steve Mason	1
	Elvis Merzlikins	1

OVERTIME RESULTS (6-7)

Losses in italics

NO.	DATE	OPPONENT	GAME-WINNING GOAL	ASSIST(S)	GOALTENDER	TIME (OT)	RESULT
1.	Apr. 19, 2014	at Pittsburgh	Matt Calvert	Cam Atkinson, Brandon Dubinsky	Marc-Andre Fleury	1:10 (2nd)	4-3 W
2.	Apr. 23, 2014	Pittsburgh	Nick Foligno	R.J. Umberger, James Wisniewski	Marc-Andre Fleury	2:49 (1st)	4-3 W
3.	Apr. 16, 2017	Pittsburgh	Jake Guentzel	Sidney Crosby	Sergei Bobrovsky	13:10 (1st)	4-5 L
4.	Apr. 12, 2018	at Washington	Artemi Panarin	Ian Cole, Pierre-Luc Dubois	Philipp Grubauer	6:02 (1st)	4-3 W
5.	Apr. 15, 2018	at Washington	Matt Calvert	Zach Werenski, Josh Anderson	Braden Holtby	12:22 (1st)	5-4 W
6.	Apr. 17, 2018	Washington	Lars Eller	Brett Connolly, Devante Smith-Pelley	Sergei Bobrovsky	9:00 (2nd)	2-3 L
7.	Apr. 21, 2018	at Washington	Nicklas Backstrom	Dmitry Orlov, Chandler Stephenson	Sergei Bobrovsky	11:53 (1st)	3-4 L
8.	Apr. 25, 2019	at Boston	Charlie Coyle	Marcus Johansson, Danton Heinen	Sergei Bobrovsky	5:15 (1st)	2-3 L
9.	Apr. 27, 2019	at Boston	Matt Duchene (PP)	Artemi Panarin, Cam Atkinson	Tuukka Rask	3:42 (2nd)	3-2 W
10.	Aug. 6, 2020	Toronto	Pierre-Luc Dubois	Alexandre Texier	Frederik Andersen	18:24 (1st)	4-3 W
11.	Aug. 7, 2020	Toronto	Auston Matthews (PP)	John Tavares, Mitchell Marner	Elvis Merzlikins	13:10 (1st)	3-4 L
12.	Aug. 11, 2020	at Tampa Bay	Brayden Point	Nikita Kucherov, Mikhail Sergachev	Joonas Korpisalo	10:27 (5th)	2-3 L
13.	Aug. 19, 2020	at Tampa Bay	Brayden Point	Nikita Kucherov	Joonas Korpisalo	5:12 (1st)	4-5 L

STREAKS

LONGEST WINNING

Overall	4	4/10/19-4/16/19
Home	3	4/14/19-4/30/19
Road	2 (2x)	4/12/18-4/15/18 & 4/10/19-4/12/19

LONGEST LOSING

Overall	5	4/16/09-4/16/14 4/26/14-4/16/14
Home	3 (3x)	8/7/20-current
Road	4	4/26/14-4/20/17

LONGEST SHUTOUT STREAK

Overall	103:16	4/16-4/21/09
Home	61:50	4/23-4/28/14
Road	91:40	4/19-4/26/14

LONGEST SCORELESS STREAK

Overall	144:27	4/16-4/21/09
Home	132:53	5/2/19-8/6/20
Road	123:07	8/11-8/13/20

MOST CONSECUTIVE GAMES WITHOUT BEING SHUTOUT

Overall	28	4/21/09-5/4/19
Home	14	4/21/09-5/2/19
Road	15	4/16/14-8/2/20

MOST CONSECUTIVE GAMES SCORING A POWER PLAY GOAL

Overall	4 (2x)	4/21/09-4/19/14 (6g) & 4/10/19-4/16/19 (4g)
Home	3 (2x)	4/14/19-4/30/19 (3g)
Road	3 (3x)	8/11/20-current (3g)

MOST CONSECUTIVE GAMES ALLOWING A POWER PLAY GOAL

Overall	9	4/16/17-4/23/18 (13g allowed)
Home	7	4/23/14-4/23/18 (7g allowed)
Road	6	4/16/09-4/12/17 (9g allowed)

MOST CONSECUTIVE GAMES SCORING A SHORTHANDED GOAL

Overall	2	4/16/14-4/19/14
Home	1	4/28/14
Road	2 (2x)	4/21/18-4/10/19

MOST CONSECUTIVE GAMES ALLOWING A SHORTHANDED GOAL

Overall	2	4/23/18-4/10/19
Home	1 (4x)	8/6/20
Road	1 (3x)	4/25/19



PLAYOFFS TEAM RECORDS

SINGLE GAME RECORDS

GOALS

MOST GOALS SCORED

Overall	7	4/16/19 vs. Tampa Bay (7-3 W)
Home	7	4/16/19 vs. Tampa Bay (7-3 W)
Road	5	4/15/18 at Washington (5-4 OTW) 4/12/19 at Tampa Bay (5-1 W)

MOST GOALS AGAINST

Overall	6	4/23/09 vs. Detroit (5-6 L) 4/23/18 vs. Washington (3-6 L)
Home	6	4/23/09 vs. Detroit (5-6 L) 4/23/18 vs. Washington (3-6 L)
Road	5	4/20/17 at Pittsburgh (2-5 L) 8/19/20 at Tampa Bay (4-5 OTL)

SHOTS

MOST SHOTS

Overall	63	8/11/20 at Tampa Bay (2-3 5OTL)
Home	46	4/23/14 vs. Pittsburgh (4-3 OTW)
Road	63	8/11/20 at Tampa Bay (2-3 5OTL)

MOST SHOTS AGAINST

Overall	88	8/11/20 at Tampa Bay (2-3 5OTL)
Home	53	8/7/20 vs. Toronto (3-4 OTL)
Road	88	8/11/20 at Tampa Bay (2-3 5OTL)

PENALTIES

MOST PENALTY MINUTES

Overall	34	4/18/09 at Detroit (0-4 L); 13 pen.
Home	22	5/2/19 vs. Boston (1-4 L); 7 pen.
Road	34	4/18/09 at Detroit (0-4 L); 13 pen.

MOST PENALTY MINUTES AGAINST

Overall	38	4/12/19 at Tampa Bay (5-1 W); 8 pen.
Home	14	4/23/14 vs. Pittsburgh (4-3 OTW); 6 pen.
Road	38	4/12/19 at Tampa Bay (5-1 W); 8 pen.

MOST PENALTY MINUTES, BOTH TEAMS

Overall	59	4/12/19 at Tampa Bay (5-1 W); CBJ-21, TBL-38
Home	30	5/2/19 vs. Boston (1-4 L); CBJ-22, BOS-8
Road	59	4/12/19 at Tampa Bay (5-1 W); CBJ-21, TBL-38

MOST PENALTIES

Overall	13	4/18/09 at Detroit (0-4 L); 34 PIM
Home	7	4/23/09 vs. Detroit (5-6 L); 14 PIM 5/2/19 vs. Boston (1-4 L); 22 PIM
Road	13	4/18/09 at Detroit (0-4 L); 34 PIM

MOST GOALS BOTH TEAMS

Overall	11	4/23/09 vs. Detroit (5-6 L)
Home	11	4/23/09 vs. Detroit (5-6 L)
Road	9	4/15/18 at Washington (5-4 OTW) 8/19/20 at Tampa Bay (4-5 OTL)

LARGEST MARGIN OF VICTORY

Overall	4	4/12/19 at Tampa Bay (5-1 W) 4/16/19 vs. Tampa Bay (7-3 W)
Home	4	4/16/19 vs. Tampa Bay (7-3 W)
Road	4	4/12/19 at Tampa Bay (5-1 W)

LARGEST MARGIN OF DEFEAT

Overall	4	4/18/09 at Detroit (0-4 L)
Home	3 (3x)	4/23/18 vs. Washington (3-6 L)
Road	4	4/18/09 at Detroit (0-4 L)

MOST SHOTS, BOTH TEAMS

Overall	151	8/11/20 at Tampa Bay (3-4 5OTL); CBJ-63, TBL-88
Home	92	8/7/20 vs. Toronto (3-4 OTL) CBJ-39, TOR-53
Road	151	8/11/20 at Tampa Bay (3-4 5OTL); CBJ-63, TBL-88

FEWEST SHOTS

Overall	17	8/15/20 vs. Tampa Bay (2-3 L)
Home	17	8/15/20 vs. Tampa Bay (2-3 L)
Road	20	8/4/20 at Toronto (0-3 L)

MOST PENALTIES AGAINST

Overall	8	4/12/19 at Tampa Bay (5-1 W); 38 PIM
Home	6	4/23/14 vs. Pittsburgh (4-3 OTW); 14 PIM
Road	8	4/12/19 at Tampa Bay (5-1 W); 38 PIM

MOST PENALTIES, BOTH TEAMS

Overall	17	4/18/09 at Detroit (0-4 L); CBJ-13, DET-4
Home	11 (2x)	5/2/19 vs. Boston (1-4 L); CBJ-7, BOS-4
Road	17	4/18/09 at Detroit (0-4 L); CBJ-13, DET-4

FEWEST PENALTY MINUTES

Overall	2 (6x)	8/19/20 at Tampa Bay (4-5 OTL); 1 pen.
Home	2 (3x)	8/15/20 vs. Tampa Bay (2-3 L); 1 pen.
Road	2 (3x)	8/19/20 at Tampa Bay (4-5 OTL); 1 pen.

FEWEST PENALTY MINUTES AGAINST

Overall	4 (5x)	8/9/20 at Toronto (3-0 W); 2 pen.
Home	4 (2x)	4/16/19 vs. Tampa Bay (7-3 W); 2 pen.
Road	4 (3x)	8/9/20 at Toronto (3-0 W); 2 pen.

MOST CONSECUTIVE GOALS

Overall	4 (4x)	8/6/20 vs. Toronto (4-3 OTW)
Home	4 (3x)	8/6/20 vs. Toronto (4-3 OTW) 4/23/14 vs. Pittsburgh (4-3 OTW) 4/16/19 vs. Tampa Bay (7-3 W)
Road	4	4/10/19 at Tampa Bay (4-3 W)

MOST CONSECUTIVE GOALS AGAINST

Overall	4 (4x)	8/7/20 vs. Toronto (3-4 OTL)
Home	4	4/28/14 vs. Pittsburgh (3-4 L) 8/7/20 vs. Toronto (3-4 OTL)
Road	4	4/18/09 at Detroit (0-4 L) 4/15/18 at Washington (5-4 OTW)

FEWEST SHOTS AGAINST

Overall	24	4/12/19 at Tampa Bay (5-1 W)
Home	22	8/17/20 vs. Tampa Bay (1-2 L)
Road	24	4/12/19 at Tampa Bay (5-1 W)

FEWEST SHOTS, BOTH TEAMS

Overall	51 (3x)	8/17/20 vs. Tampa Bay (1-2 L); CBJ-29, TBL-22
Home	51	8/15/20 vs. Tampa Bay (2-3 L); CBJ-27, TBL-24 8/17/20 vs. Tampa Bay (1-2 L); CBJ-29, TBL-22
Road	51	4/12/19 at Tampa Bay (5-1 W) CBJ-27, TBL-24

FEWEST PENALTY MINUTES, BOTH TEAMS

Overall	6	4/16/19 vs. Tampa Bay (7-3 W); CBJ-2, TBL-4 8/9/20 at Toronto (3-0 W); CBJ-2, TOR-4
Home	6	4/16/19 vs. Tampa Bay (7-3 W); CBJ-2, TBL-4
Road	6	8/9/20 at Toronto (3-0 W); CBJ-2, TOR-4

FEWEST PENALTIES

Overall	1 (6x)	8/19/20 at Tampa Bay (4-5 OTL); 2 PIM
Home	1 (3x)	8/15/20 vs. Tampa Bay (2-3 L); 2 PIM
Road	1 (3x)	8/19/20 at Tampa Bay (4-5 OTL); 2 PIM

FEWEST PENALTIES AGAINST

Overall	2 (5x)	8/9/20 at Toronto (3-0 W); 4 PIM
Home	2 (2x)	4/16/19 vs. Tampa Bay (7-3 W); 4 PIM
Road	2 (3x)	8/9/20 at Toronto (3-0 W); 4 PIM

FEWEST PENALTIES, BOTH TEAMS

Overall	3	4/16/19 vs. Tampa Bay (7-3 W); CBJ-1, TBL-2 8/9/20 at Toronto (3-0 W) CBJ-1, TOR-2
Home	3	4/16/19 vs. Tampa Bay (7-3 W); CBJ-1, TBL-2
Road	3	8/9/20 at Toronto (3-0 W) CBJ-1, TOR-2



SINGLE GAME RECORDS (CONT.) POWER PLAY

MOST POWER PLAY GOALS

Overall	2 (7x)	4/27/19 at Boston (3-2 2OTW); 4 att.
Home	2 (2x)	4/23/14 vs. Pittsburgh (4-3 OTW); 6 att.
Road	2 (5x)	4/27/19 at Boston (3-2 2OTW); 4 att.

MOST POWER PLAY ATTEMPTS

Overall	6 (3x)	8/19/20 at Tampa Bay (4-5 OTL); 1 PPG
Home	6	4/23/14 vs. Pittsburgh (4-3 OTW); 2 PPG
Road	6 (2x)	8/19/20 at Tampa Bay (4-5 OTL); 1 PPG

MOST POWER PLAY GOALS AGAINST

Overall	3 (3x)	4/15/18 at Washington (5-4 OTW); 7 att.
Home	3	4/23/09 vs. Detroit (5-6 L); 6 att.
Road	3 (2x)	4/15/18 at Washington (5-4 OTW); 7 att.

MOST POWER PLAY ATTEMPTS AGAINST

Overall	10	4/18/09 at Detroit (0-4 L); 3 PPG
Home	6 (3x)	5/2/19 vs. Boston (1-4 L); 2 PPG
Road	10	4/18/09 at Detroit (0-4 L); 3 PPG

HIGHEST POWER PLAY EFFICIENCY (MULTIPLE ATTEMPTS)

Overall	2-of-2	4/23/09 vs. Detroit (5-6 L)
Home	2-of-2	4/23/09 vs. Detroit (5-6 L)
Road	2-of-4 (4x)	4/27/19 at Boston (3-2 2OTW)

LOWEST POWER PLAY EFFICIENCY

Overall	0-of-5	4/16/09 at Detroit (1-4 L) 4/21/18 at Washington (3-4 OTL)
Home	0-of-4 (6x)	8/15/20 vs. Tampa Bay (2-3 L)
Road	0-of-5	4/16/09 at Detroit (1-4 L) 4/21/18 at Washington (3-4 OTL)

HIGHEST PENALTY KILLING EFFICIENCY

Overall	6-of-6	4/21/14 vs. Pittsburgh (3-4 L)
Home	6-of-6	4/21/14 vs. Pittsburgh (3-4 L)
Road	5-of-5	8/4/20 at Toronto (0-3 L)

LOWEST PENALTY KILLING EFFICIENCY

Overall	1-of-3	4/16/14 at Pittsburgh (3-4 L)
Home	3-of-6	4/23/09 vs. Detroit (5-6 L)
Road	1-of-3	4/16/14 at Pittsburgh (3-4 L)

MOST SHORTHANDED GOALS SCORED

Overall	1 (5x)	4/10/19 at Tampa Bay (4-3 W)
Home	1	4/28/14 vs. Pittsburgh (3-4 L)
Road	1 (4x)	4/10/19 at Tampa Bay (4-3 W)

MOST SHORTHANDED GOALS AGAINST

Overall	1 (7x)	8/6/20 vs. Toronto (4-3 OTW)
Home	1 (4x)	8/6/20 vs. Toronto (4-3 OTW)
Road	1 (3x)	4/25/19 at Boston (2-3 OTL)

SINGLE PERIOD RECORDS GOALS

MOST GOALS SCORED

Overall	4	4/23/09 vs. Detroit, 2nd per. (5-6 L)
Home	4	4/23/09 vs. Detroit, 2nd per. (5-6 L)
Road	3 (3x)	5/4/19 at Boston, 3rd per. (3-4 L)

MOST GOALS AGAINST

Overall	3 (10x)	8/7/20 vs. Toronto, 3rd per. (3-4 OTL)
Home	3 (5x)	8/7/20 vs. Toronto, 3rd per. (3-6 L)
Road	3 (5x)	5/4/19 at Boston, 3rd per. (3-4 L)

MOST GOALS, BOTH TEAMS

Overall	6 (2x)	5/4/19 at Boston, 3rd per. (3-4 L); CBJ, 3-3
Home	6	4/23/09 vs. Detroit, 2nd per. (5-6 L); DET, 4-2
Road	6	5/4/19 at Boston, 3rd per. (3-4 L); CBJ 3-3

FASTEST GOALS

FASTEST GOAL START OF GAME

Overall	:11	Cam Atkinson - 4/16/17 vs. Pittsburgh (4-5 OTL)
Home	:11	Cam Atkinson - 4/16/17 vs. Pittsburgh (4-5 OTL)
Road	2:39	Pierre-Luc Dubois - 8/11/20 at Tampa Bay (2-3 5OTL)

FASTEST GOAL START OF PERIOD

Overall	:11	Cam Atkinson - 4/16/17 vs. Pittsburgh, in 1st per. (4-5 OTL)
Home	:11	Cam Atkinson - 4/16/17 vs. Pittsburgh, in 1st per. (4-5 OTL)
Road	:43	Derek Mackenzie - 4/16/14 at Pittsburgh, in 2nd per. (3-4 L)

FASTEST GOAL START OF OVERTIME

Overall	2:49	Nick Foligno - 4/23/14 vs. Pittsburgh (4-3 OTW)
Home	2:49	Nick Foligno - 4/23/14 vs. Pittsburgh (4-3 OTW)
Road	6:02	Artemi Panarin - 4/12/18 at Washington (4-3 OTW)

FASTEST GOAL AGAINST START OF GAME

Overall	1:07	Tomas Holmstrom - 4/21/09 vs. Detroit (1-4 L)
Home	1:07	Tomas Holmstrom - 4/21/09 vs. Detroit (1-4 L)
Road	2:12	Jay Beagle - 4/15/18 at Washington (5-4 OTW)

FASTEST GOAL AGAINST START OF PERIOD

Overall	:16	Barclay Goodrow - 8/17/20 vs. Tampa Bay, in 2nd per. (1-2 L)
Home	:16	Barclay Goodrow - 8/17/20 vs. Tampa Bay, in 2nd per. (1-2 L)
Road	:23	Yanne Gourde - 8/11/20 at Tampa Bay, in 3rd per. (3-4 OTL)

FASTEST GOAL AGAINST START OF OVERTIME

Overall	5:12	Brayden Point - 8/19/20 at Tampa Bay (4-5 OTL)
Home	13:10 (2x)	Auston Matthews - 8/7/20 vs. Toronto (3-4 OTL)
Road	5:12	Brayden Point - 8/19/20 at Tampa Bay (4-5 OTL)

PENALTIES

MOST PENALTY MINUTES

Overall	26	4/18/09 at Detroit, 3rd per. (0-4 L); 9 pen.
Home	12	5/2/19 vs. Boston, 3rd per. (1-4 L); 2 pen.
Road	26	4/18/09 at Detroit, 3rd per. (0-4 L); 9 pen.

MOST PENALTY MINUTES, BOTH TEAMS

Overall	41	4/12/19 at Tampa Bay, 3rd per. (5-1 W); 7 pen.
Home	22	8/7/20 vs. Toronto, 2nd per. (3-4 OTL); 8 pen.
Road	41	4/12/19 at Tampa Bay, 3rd per. (5-1 W); 7 pen.

MOST PENALTIES AGAINST

Overall	4 (4x)	8/19/20 at Tampa Bay, 2nd per. (4-5 OTL); 8 PIM
Home	4	8/7/20 vs. Toronto, 2nd per. (3-4 OTL); 11 PIM
Road	4 (3x)	8/19/20 at Tampa Bay, 2nd per. (4-5 OTL); 8 PIM

MOST PENALTY MINUTES AGAINST

Overall	27	4/12/19 at Tampa Bay, 3rd per. (5-1 W); 4 pen.
Home	11	8/7/20 vs. Toronto, 2nd per. (3-4 OTL); 4 pen.
Road	27	4/12/19 at Tampa Bay, 3rd per. (5-1 W); 4 pen.

MOST PENALTIES

Overall	9	4/18/09 at Detroit, 3rd per. (0-4 L); 26 PIM
Home	4 (2x)	8/7/20 vs. Toronto, 2nd per. (3-4 OTL); 11 PIM
Road	9	4/18/09 at Detroit, 3rd per. (0-4 L); 26 PIM

MOST PENALTIES, BOTH TEAMS

Overall	12	4/18/09 at Detroit, 3rd per. (0-4 L); CBJ-9, DET-3
Home	8	8/7/20 vs. Toronto, 2nd per. (3-4 OTL); CBJ-4, TOR-4
Road	12	4/18/09 at Detroit, 3rd per. (0-4 L); CBJ-9, DET-3



PLAYOFFS TEAM RECORDS

SINGLE PERIOD RECORDS (CONT.)

SHOTS

MOST SHOTS

Overall	24	8/19/20 at Tampa Bay, 2nd per. (4-5 OTL)
Home	18	4/23/14 vs. Pittsburgh, 2nd per. (4-3 OTW)
Road	24	8/19/20 at Tampa Bay, 2nd per. (4-5 OTL)

MOST SHOTS AGAINST

Overall	21 (3x)	5/2/19 vs. Boston, 3rd per. (1-4 L)
Home	21	5/2/19 vs. Boston, 3rd per. (1-4 L)
Road	21 (2x)	4/15/18 at Washington, 3rd per. (5-4 OTW)

MOST SHOTS, BOTH TEAMS

Overall	34	5/2/19 vs. Boston, 3rd per. (1-4 L); BOS- 21, CBJ-13
Home	34	5/2/19 vs. Boston, 3rd per. (1-4 L); BOS-21, CBJ-13

MOST SHOTS, BOTH TEAMS (CONT.)

Road	32	8/19/20 at Tampa Bay, 2nd per. (4-5 OTL); CBJ-24, TBL-8
------	----	---

FEWEST SHOTS

Overall	2	4/16/09 at Detroit, 3rd per. (1-4 L)
Home	3	8/15/20 vs. Tampa Bay, 3rd per. (2-3 L)
Road	2	4/16/09 at Detroit, 3rd per. (1-4 L)

FEWEST SHOTS AGAINST

Overall	1	4/21/18 at Washington, 3rd per. (3-4 L)
Home	3	4/14/19 vs. Tampa Bay, 1st per. (3-1 W)
Road	1	4/21/17 at Washington, 3rd per. (3-4 L)

FEWEST SHOTS, BOTH TEAMS

Overall	10	4/16/09 at Detroit, 3rd per. (1-4 L); DET, 8-2
Home	12	8/17/20 vs. Tampa Bay, 2nd per. (1-2 L); CBJ 8-4
Road	10	4/16/09 at Detroit, 3rd per. (1-4 L); DET, 8-2

MOST SHOTS IN OVERTIME

37	8/11/20 at Tampa Bay (5OT)
----	----------------------------

MOST SHOTS AGAINST IN OVERTIME

47	8/11/20 at Tampa Bay (5OT)
----	----------------------------

MOST SHOTS IN OVERTIME, BOTH TEAMS

84	8/11/20 at Tampa Bay (5OT)
----	----------------------------

INDIVIDUAL PLAYER RECORDS SINGLE GAME

MOST GOALS

3	Pierre-Luc Dubois – 8/6/20 vs. Toronto (4-3 OTW)
---	--

MOST GOALS - DEFENSEMAN

1	Multiple Players
---	------------------

MOST GOALS – ROOKIE

2	Alexandre Texier – 4/16/19 vs. Tampa Bay (7-3 W)
---	--

MOST POWER PLAY GOALS

1	Multiple Players
---	------------------

MOST ASSISTS

3	Matt Duchene – 4/12/19 at Tampa Bay (5-1 W)
---	---

MOST ASSISTS - DEFENSEMAN

2 (9x)	Vladislav Gavrikov – 8/19/20 at Tampa Bay (4-5 OTL)
--------	---

MOST ASSISTS – ROOKIE

2	Pierre-Luc Dubois – 4/12/18 at Washington (4-3 OTW)
	Vladislav Gavrikov – 8/19/20 at Tampa Bay (4-5 OTL)

MOST POINTS

4	Matt Duchene (1-3-4) 4/12/19 at Tampa Bay (5-1 W)
---	--

MOST POINTS - DEFENSEMAN

3	Zach Werenski (1-2-3) 4/15/18 at Washington (5-4 OTW)
---	--

MOST POINTS – ROOKIE

2 (4x)	Vladislav Gavrikov – 8/19/20 at Tampa Bay (4-5 OTL); 2a
--------	---

MOST SHOTS

9	Brandon Dubinsky – 4/19/14 at Pittsburgh (4-3 OTW); 0g
---	--

MOST SHOTS - DEFENSEMAN

7 (4x)	David Savard – 8/11/20 at Tampa Bay (2-3 5OTL); 0g
--------	--

MOST SHOTS – ROOKIE

7	Alexandre Texier – 8/11/20 at Tampa Bay (2-3 5OTL); 0g
	Jakub Voracek – 4/23/09 vs. Detroit (5-6 L); 0g

MOST PENALTY MINUTES

15	Josh Anderson – 4/12/18 at Washington (5-4 OTW); 2 pen.
----	---

MOST PENALTY MINUTES - DEFENSEMAN

12	Mike Commodore – 4/18/09 vs. Detroit (0-4 L); 2 pen.
----	--

MOST PENALTY MINUTES – ROOKIE

6	Jakub Voracek – 4/18/09 at Detroit (0-4 L); 3 pen.
---	--

HIGHEST PLUS/MINUS

+3	Cam Atkinson – 8/6/20 vs. Toronto (4-3 OTW)
	Artemi Panarin & Matt Duchene – 4/16/19 vs. Tampa Bay (7-3 W)
	Josh Anderson & William Karlsson – 4/18/17 vs. Pittsburgh (5-4 W)

HIGHEST PLUS/MINUS - DEFENSEMAN

+2 (13x)	Seth Jones & Zach Werenski – 8/9/20 vs. Toronto (3-0 W)
----------	---

HIGHEST PLUS/MINUS – ROOKIE

+2	Alexandre Texier – 8/6/20 vs. Toronto (4-3 OTW)
	Gabriel Carlsson & Markus Nufivaara 4/18/17 vs. Pittsburgh (5-4 W)
	Aaron Rome – 4/23/09 vs. Detroit (5-6 L)

LOWEST PLUS/MINUS

-4	Cam Atkinson – 4/23/18 vs. Washington (3-6 L)
----	---

MOST ICE TIME – FORWARD (REG. GAME)

25:39	Artemi Panarin – 4/23/18 vs. Washington (3-6 L)
-------	---

MOST ICE TIME – DEFENSEMAN (REG. GAME)

30:47	Jack Johnson – 4/28/14 vs. Pittsburgh (3-4 L)
-------	---

MOST ICE TIME – FORWARD (OT GAME)

50:09	Nick Foligno – 8/11/20 at Tampa Bay (2-3 5OTL)
-------	--

MOST ICE TIME – DEFENSEMAN (OT GAME)

65:06*	Seth Jones – 8/11/20 at Tampa Bay (2-3 5OTL)
--------	--

MOST FACE-OFFS WON

21	Boone Jenner – 8/11/20 at Tampa Bay (2-3 5OTL)
----	--

MOST SAVES BY A GOALTENDER

85*	Joonas Korhonen – 8/11/20 at Tampa Bay (2-3 5OTL)
-----	---

* NHL Record



STREAKS

CONSECUTIVE GAMES PLAYED

37 Boone Jenner, 4/16/14 - current
David Savard, 4/16/14 - 8/19/20

CONSECUTIVE GAMES WITH GOALS

3 Matt Duchene, 4/12-4/16/19; 3g
Jack Johnson, 4/16-4/21/14; 3g
Boone Jenner, 4/21-4/26/14; 3g

CONSECUTIVE GAMES WITH ASSISTS

4 Seth Jones, 4/14-4/27/19; 6a
Zach Werenski, 4/10-4/16/19; 4a
Ryan Johansen, 4/19-4/26/14; 4a
Brandon Dubinsky, 4/16-4/23/14; 5a

CONSECUTIVE GAMES WITH POINTS

6 Artemi Panarin, 4/10-4/27/19; 5g, 4a

MOST CONSECUTIVE GAMES WITH SHOT ON GOAL

30 Cam Atkinson, 4/19/14 - 8/7/20; 98 shots

MOST CONSECUTIVE GAMES PLAYED - GOALTENDER

27 Sergei Bobrovsky, 4/16/14 - 5/6/19

MOST CONSECUTIVE GAMES STARTED - GOALTENDER

27 Sergei Bobrovsky, 4/16/14 - 5/6/19

CONSECUTIVE WINS - GOALTENDER

4 Sergei Bobrovsky, 4/10-4/16/19

CONSECUTIVE GAMES UNBEATEN - GOALTENDER

4 Sergei Bobrovsky, 4/10-4/16/19

LONGEST SHUTOUT STREAK

110:04 Joonas Korpisalo, 8/11/20

MOST CONSECUTIVE GAMES WITH SV% ABOVE .900

7 Sergei Bobrovsky, 4/12-5/2/19

MOST CONSECUTIVE GAMES WITH 30 OR MORE SAVES

4 Joonas Korpisalo, 8/9-8/15/20 (185 saves)

MOST CONSECUTIVE STARTS ALLOWING THREE GOALS OR LESS

8 Joonas Korpisalo, 8/2 - 8/17/20

FIRST GAME

HOME 4/21/09 vs. Detroit (1-4 L)
AWAY 4/16/09 at Detroit (1-4 L)

FIRST PLAYOFF GAME ROSTER

4/16/09 AT DETROIT

NO.	PLAYER	POSITION
1	Steve Mason	Goaltender
3	Marc Methot	Defense
8	Jan Hejda	Defense
10	Kris Russell	Defense
14	Raffi Torres	Left Wing
18	R.J. Umberger	Center
19	Micahel Peca	Center
20	Kristian Huselius	Left Wing
22	Mike Commodore	Defense
25	Jason Chimera	Left Wing
27	Manny Malhotra	Center
29	Jason Williams	Center
33	Fredrik Modin	Left Wing
34	Wade Dubielewicz	Goaltender
40	Jared Boll	Right Wing
50	Antoine Vermette	Center
51	Fedor Tyutin	Defense
61	Rick Nash	Left Wing
93	Jakub Voracek	Right Wing
97	Rotislav Klesla	Defense

FIRST STARTING LINEUP

Center: Manny Malhotra
Left Wing: Kristian Huselius
Right Wing: Rick Nash
Defense: Jan Hejda
Defense: Mike Commodore
Goaltender: Steve Mason

FIRST WIN

Home 4/23/14 vs. Pittsburgh (4-3, OT)
Road 4/19/14 at Pittsburgh (4-3, 2OT)

FIRST LOSS

Home 4/21/09 vs. Detroit (1-4)
Road 4/16/09 at Detroit (1-4)

FIRST OVERTIME WIN

Home 4/23/14 vs. Pittsburgh (4-3, OT)
Road 4/19/14 at Pittsburgh (4-3, 2OT)

FIRST OVERTIME LOSS

Home 4/16/17 vs. Pittsburgh (5-4, OT)
Road 4/21/18 at Washington (3-4, OT)

FIRST GOAL

Home R.J. Umberger (Rick Nash, Jason Williams), at 16:07 of 3rd period vs. Detroit's Chris Osgood on 4/21/09 (1-4 L)
Road R.J. Umberger (Jakub Voracek) at 11:40 of 2nd period at Detroit's Chris Osgood on 4/16/09 (1-4 L)

FIRST GOAL AGAINST

Home Thomas Holmstrom (Marian Hossa) at 1:07 of 1st period against Steve Mason vs. Detroit on 4/21/09 (1-4 L)
Road Jiri Hudler (Valterri Filppula, Mikael Samuelsson) at 10:48 of 2nd period against Steve Mason at Detroit on 4/16/09 (3-4 L)

FIRST GOAL BY DEFENSEMAN

Home Kris Russell (Raffi Torres) at 15:45 of 2nd period vs. Detroit's Chris Osgood on 4/21/09 (1-4 L)
Road Jack Johnson (Brandon Dubinsky) at 6:20 of 1st period at Pittsburgh's Marc-Andre Fleury on 4/16/14 (3-4 L)

FIRST POWER PLAY GOAL

Home R.J. Umberger (Rick Nash, Jason Williams), at 16:07 of 3rd period vs. Detroit's Chris Osgood on 4/21/09 (1-4 L)
Road Mark Letestu (Jack Johnson, Boone Jenner) at 17:58 of 1st period at Pittsburgh's Marc-Andre Fleury on 4/16/14 (3-4 L)

FIRST SHORTHANDED GOAL

Home Fedor Tyutin (Matt Calvert, Jack Johnson), at 10:21 of 3rd period vs. Pittsburgh's Marc-Andre Fleury on 4/28/14 (3-4 L)
Road Derek MacKenzie (unassisted) at 0:43 of the 2nd period at Pittsburgh's Marc-Andre Fleury on 4/16/14 (3-4 L)

FIRST GAME-WINNING GOAL

Home Nick Foligno at 2:49 of overtime on 4/23/14 vs. Pittsburgh's Marc-Andre Fleury (4-3 OTW)
Road Matt Calvert at 21:10 of overtime on 4/19/14 at Pittsburgh's Marc-Andre Fleury (4-3 2OTW)



FIRST EMPTY NET GOAL

Home Cam Atkinson vs. Tampa Bay on 4/14/19 (3-1 W)
Road Alexander Wennberg at Toronto on 8/2/20 (2-0 W)

FIRST FACEOFF

Manny Malhotra vs. Detroit's Henrik Zetterberg on 4/16/09 (won) (1-4 L)

FIRST SHOT ON GOAL

Rotislav Klesla at 0:30 of 1st period at Detroit on 4/16/09 (1-4 L)

FIRST MINOR PENALTY

Antoine Vermette at 4:39 of 1st period at Detroit on 4/16/09 (Goaltender Interference) (1-4 L)

FIRST MAJOR PENALTY

Josh Anderson at 17:23 of 1st period at Washington on 4/12/18 (Boarding) (4-3 OTW)

FIRST MISCONDUCT PENALTY

Mike Commodore at 11:21 of 3rd period at Detroit on 4/16/09 (10-minute) (1-4 L)

FIRST GOALTENDER WIN

Home Sergei Bobrovsky, 22 saves vs. Pittsburgh on 4/23/14 (4-3 OTW)
Road Sergei Bobrovsky, 39 saves at Pittsburgh on 4/19/14 (4-3 2OTW)

FIRST GOALTENDER LOSS

Home Steve Mason, 22 saves vs. Detroit on 4/21/09 (1-4 L)
Road Steve Mason, 30 saves at Detroit on 4/16/09 (1-4 L)

FIRST SHUTOUT WIN

Home -
Road Joonas Korpi, 28 saves at Toronto on 8/2/20 (2-0 W)

FIRST SHUTOUT AGAINST

Home Tuukka Rask, 39 saves vs. Boston on 5/6/19 (0-3 L)
Road Chris Osgood, 25 saves at Detroit on 4/18/09 (0-4 L)

FIRST MULTI-POINT GAME

Home Kristian Huselius (1g, 1a), Rick Nash (1g, 1a), Kris Russell (1g, 1a) & Raffi Torres (2a) vs. Detroit on 4/23/09 (5-6 L)
Road Jack Johnson (1g, 1a) at Pittsburgh on 4/16/14 (3-4 L)

FIRST TWO-GOAL GAME

Home Cam Atkinson vs. Pittsburgh on 4/16/17 (4-5 OTL); 2g
Road Matt Calvert at Pittsburgh on 4/19/14 (4-3 2OTW); 2g

FIRST TWO-ASSIST GAME

Home Raffi Torres vs. Detroit on 4/23/09 (5-6 L); 2a
Road David Savard at Pittsburgh on 4/19/14 (4-3 OTW); 2a

FIRST HAT TRICK

Home Pierre-Luc Dubois vs. Toronto on 8/6/20 (4-3 OTW); 3g
Road -

FIRST HAT TRICK AGAINST

Home Evgeni Malkin vs. Pittsburgh on 4/28/14 (3-4 L); 3g
Road -

FIRST THREE-POINT GAME

Home Pierre-Luc Dubois vs. Tampa Bay on 4/16/19 (7-3 W); 1g, 2a
Road Artemi Panarin at Washington on 4/12/18 (4-3 OTW); 1g, 2a

FIRST THREE-ASSIST GAME

Home -
Road Matt Duchene at Tampa Bay on 4/12/19 (5-1 W)

FIRST FOUR-POINT GAME

Home -
Road Matt Duchene at Tampa Bay on 4/12/19 (5-1 W); 1g, 3a

FIRST FIVE-POINT GAME

Home -
Road -

FIRST PENALTY SHOT

Home Boone Jenner vs. Boston on 5/2/19 (1-4 L); unsuccessful
Road -

FIRST PENALTY SHOT AGAINST

Home -
Road -





TEAM HISTORY



JOHN H. MCCONNELL

Founder

John H. McConnell was the Columbus Blue Jackets' majority owner, chairman and governor. A highly respected business leader, philanthropist and founder of Worthington Industries, he passed away on April 25, 2008 at the age of 84.

Mr. McConnell, who was born on May 10, 1923, in

Pughtown, West Virginia, was the son of a steel worker and grew up during the Great Depression. He served aboard the U.S.S. Saratoga during World War II and married his high school sweetheart, Peggy Rardin, upon discharge from the Navy. He then used the GI Bill to enter Michigan State University, where he studied business and played football.

While working for Weirton Steel Corp., Mr. McConnell identified a niche in the industry for custom steel processing services. He used his 1952 Oldsmobile as collateral for a loan and, in 1955, launched Worthington Industries and the steel processing industry. Today, the company he founded in Columbus is traded on the New York Stock Exchange and employs 12,000 people in 84 facilities in 11 countries. It has annual sales of approximately \$3.5 billion.

He served as chairman until 1996 and retired from the board in 2002. Although he stepped down from a formal leadership role in the company, Mr. McConnell's leadership style, which has been included in the business curriculum at Harvard University and praised by management guru Tom Peters, still drives the company's culture. That philosophy, based on the Golden Rule: "We treat our customers, employees, investors and suppliers as we would like to be treated," is the subject of Mr. McConnell's 2004 book, "Our Golden Rule."

Through his humanitarian and community efforts, Mr. McConnell became widely recognized as one of Columbus' most generous citizens. His charitable contributions led to the McConnell


Heart Hospital at Riverside Hospital, which provides treatment and prevention services for heart-related illnesses. The more than \$15 million donation to develop the hospital was the largest gift ever received by Riverside Hospital or its parent company, OhioHealth.

In 1997, Mr. McConnell led a group of investors to bring the National Hockey League to Columbus. The Blue Jackets played their first game in September 2000. The arrival of the team brought an influx of development and community pride to Columbus. Before the team even took the ice, he made sure the Blue Jackets organization would serve its community in other ways, too. The Columbus Blue Jackets Foundation was established in March of 2000 to help improve the quality of life throughout central Ohio.

Mr. McConnell also was one of the early investors in the Columbus Crew Major League Soccer franchise and previously was a minority owner of the Pittsburgh Pirates baseball club and the Columbus Destroyers Arena Football League team.

Through his work ethic, business acumen, philanthropy, sense of community and genuine desire to do the right thing for his customers, employees and community, Mr. McConnell established himself as a leader, not only in Columbus, but also throughout the steel industry and the business world.

In September 2008, Mr. McConnell posthumously received from the United States Navy Memorial the Lone Sailor Award, "which is given to Sea Service veterans who have excelled with distinction in their respective careers while exemplifying the core values of Honor, Courage and Commitment." He had previously been named Chief Executive Officer of the Year by Financial World magazine, while Industry Week magazine recognized him for Excellence in Management. He was the recipient of the Horatio Alger Award and the National Football Foundation Gold Medal Award. He received the 33rd degree Scottish Rite Mason, the Ohio Governor's Award and the Michigan State University Outstanding Alumni Award. He was inducted into the Junior Achievement National Business Hall of Fame, the Central Ohio Business Hall of Fame and the Columbus Hall of Fame.





TEAM QUICK FACTS

National Hockey League Franchise Awarded:.....June 25, 1997
 Inaugural Season: 2000-01
 Team Colors:..... Union Blue, Goal Red, Capital Silver
 Home Arena (capacity):..... Nationwide Arena (18,144)
 Practice Facility: OhioHealth Ice Haus (located at Nationwide Arena); (614) 246-3380
 Minor League Affiliates: Cleveland Monsters (AHL)
 Team Digital Properties:.....BlueJackets.com; Facebook.com/BlueJacketsNHL; Twitter.com/BlueJacketsNHL
 Instagram.com/BlueJacketsNHL; YouTube.com/BlueJacketsNHL
 TikTok.com/@BlueJacketsNHL
 Television Affiliate:..... Bally Sports Ohio
 Flagship Radio Station:..... Sports Radio 97.1 The Fan

HISTORY BEHIND THE NAME

The Blue Jackets’ name pays homage to Ohio’s contributions to American history and the great pride and patriotism exhibited by its citizens, especially during the Civil War as both the state of Ohio and the city of Columbus were significantly influential on the Union

Army. Ohio contributed more of its population to the Union Army than any other state, while many of the uniforms worn by the Union soldiers were manufactured in Columbus.

THE COLORS

The Blue Jackets’ colors help define the team and tell its story. The colors consist of Union Blue, Goal Red and Capital Silver. Union Blue represents the color worn by the Union Army, while Goal Red

references the most exciting moment in hockey and Capital Silver is reflected in the star on the logo, which signifies Columbus as the capital of Ohio.

THE LOGOS



PRIMARY LOGO

The club’s primary logo is inspired by the state flag of Ohio, with its unique pennant shape, red, white & blue colors and white stars, in the shape of the letter C. That image overlays the familiar Blue Jackets’ star.

The official state flag of Ohio, called the Ohio burgee, is based upon the pennant used by the Ohio cavalry from 1862-65. Ohio’s is the only American state flag that is not shaped in a rectangle.



SECONDARY LOGO

The Blue Jackets new secondary logo was introduced in the summer of 2015. The mark is similar to the club’s current third jersey logo as the team name “Columbus Blue Jackets” encircles the cannon in a ribbon inspired by Civil War medals while a single star centered at the bottom of the crest signifies Columbus as Ohio’s capital. The difference is the logo is comprised of the club’s primary colors – Union

Blue, Goal Red, Capital Silver and White. It replaces the secondary logo that entailed the blue Union Army cap that features two crossed hockey sticks lying on a red with white trim background surrounded by a blue with silver trim oval containing two stars anchoring the words “Columbus Blue Jackets” that was unveiled in 2003.



THIRD JERSEY LOGO

The Blue Jackets introduced their third jersey logo in 2010. The mark reinforces the connection between the team name and its Civil War heritage, depicting the hockey club’s signature 1857 Napoleon cannon that fires each time the Blue Jackets score at

Nationwide Arena. The team name “Columbus Blue Jackets” encircles the cannon in a ribbon inspired by Civil War medals, while a single star centered at the bottom of the crest signifies Columbus as Ohio’s capital.



FRANCHISE TIMELINE

Nov. 1, 1996 – Columbus Hockey Limited, a partnership formed by five investors interested in attracting a National Hockey League expansion team to Columbus, Ohio, submits an application and a \$100,000 fee to the NHL office.

Jan. 13, 1997 – Columbus Hockey Limited makes a formal presentation to the NHL in New York.

May 31, 1997 – Nationwide Insurance announces plans to privately finance a \$150 million arena in downtown Columbus.

June 25, 1997 – The NHL awards the city of Columbus an expansion franchise along with Nashville, Tenn., Atlanta, Ga., and St. Paul, Minn.

Nov. 11, 1997 – Team officials announce that the name of the franchise will be the Blue Jackets, celebrating patriotism, pride and the rich Civil War history in the state of Ohio and, more specifically, the city of Columbus.

Feb. 11, 1998 – Doug MacLean, who led Florida to the 1996 Stanley Cup Final as the team's head coach, is named general manager of the Blue Jackets. Shortly after, he would also accept the role as the organization's president.

May 26, 1998 – Ground is broken in downtown Columbus on the site of Nationwide Arena, future home of the Blue Jackets.

July 13, 1998 – Jim Clark is named assistant general manager of the Blue Jackets.

Feb. 9, 1999 – The Columbus Blue Jackets Fan Preview Center opens. The state-of-the-art, interactive marketing facility is aimed at enhancing season ticket sales by simulating the Nationwide Arena experience to fans.

Feb. 25, 1999 – Don Boyd is named the director of amateur scouting for the Jackets.

Sept. 30, 1999 – The Syracuse Crunch of the American Hockey League is named the minor-league affiliate of the Columbus Blue Jackets.

Oct. 14, 1999 – The team unveils its home and road jerseys with Mike Emrick, television voice of the New Jersey Devils, presiding over the event. Over 4,000 enthusiastic fans attend the unveiling at the Easton Town Center.



Mar. 29, 2000 – The team announces the formation of the Columbus Blue Jackets Foundation, a grant-making public charity that will orchestrate the team's community development and fund-raising programs.

May 1, 2000 – Team officials meet with NHL executives in New York and it is determined that the Blue Jackets have met all requirements for admission into the league, including the sale of over 12,000 season tickets. As a recognized franchise, the Blue Jackets may now officially actively participate in all NHL-related matters.

May 4, 2000 – The Blue Jackets sign the first player in the history of the organization, Niagara University goaltender Greg Gardner.

May 11, 2000 – The Blue Jackets negotiate the first trade in the history of the organization, sending their fourth and ninth round picks in the 2000 NHL Entry Draft to the New York Islanders for forward Chris Nielsen.

June 23, 2000 – The Blue Jackets and Minnesota Wild participate in the 2000 Expansion Draft in Calgary, Alberta.

June 24 - 25, 2000 – The Blue Jackets select 11 players in their first Entry Draft at the Saddledome in Calgary, Alberta. With the first pick in team history, the club tabs Brampton Battalion defenseman Rostislav Klesla with the fourth overall pick.

July 3 - 4, 2000 – Columbus makes its first significant splash in the free agent market by signing defenseman Lyle Odelein and goaltender Ron Tugnutt on back-to-back days.

July 5, 2000 – The Blue Jackets name former Calgary Flames and Team Canada bench boss Dave King as the first head coach in team history. Shortly thereafter, Newell Brown is named associate coach, Gerard Gallant assistant coach and Rick Wamsley goaltending coach.

Sept. 8, 2000 – The Blue Jackets open their training camp at the CoreComm Ice Haus, the only practice facility in the NHL housed where the team plays its games.

Sept. 8-9, 2000 – The grand opening of Nationwide Arena takes place and features a pair of sold out concerts by country music superstars Tim McGraw and Faith Hill.

Sept. 15, 2000 – Columbus plays its first preseason game at Mellon Arena in Pittsburgh. The Penguins defeat the Blue Jackets 3-2. Martin Spanhel scores the "unofficial" first goal in team history.

Oct. 7, 2000 – Welcome to the NHL, Columbus! The Blue Jackets jump out to a 3-0 first period lead, but suffer a 5-3 loss to the Chicago Blackhawks before a sellout crowd of 18,136 in their inaugural NHL game. Bruce Gardiner scores the first goal in team history at 7:34 of the first period.



Oct. 12, 2000 – Kevyn Adams scores two goals, including the game-winner at 4:13 of the second period, as the Blue Jackets post the first win in franchise history with a 3-2 victory over the Calgary Flames at the Pengrowth Saddledome.

Oct. 27, 2000 – Marc Denis makes 32 saves to lead the Blue Jackets to a 3-1 win over the Washington Capitals for the first victory in club history at Nationwide Arena.

Dec. 18, 2000 – Ron Tugnutt makes 27 saves to record the first shutout in team history in a 2-0 win over the Canadiens at the Molson Centre in Montreal.

Feb. 10, 2001 – Geoff Sanderson collects the first hat trick in club history as he scores all three goals in a 3-1 win over Nashville at Nationwide Arena.

Mar. 19, 2001 – David Vyborny becomes the first rookie in NHL history to score a pair of penalty shot goals in one season when he beats Nashville's Tomas Vokoun. He also scored on Chicago's Robbie Tallas on Oct. 15.

Mar. 24, 2001 – Espen Knutsen sets a club record for assists and points in a game with five in a 6-4 win over the Calgary Flames at Nationwide Arena.

Apr. 8, 2001 – Ron Tugnutt makes 29 saves to beat the Chicago Blackhawks 4-3 in overtime and picks up his 22nd win of the season to set a new NHL record for wins by a goaltender on an expansion team.

June 23 - 24, 2001 – The Blue Jackets select 11 players, including Montreal Rocket goaltender Pascal Leclaire with the eighth overall pick, at the 2001 Draft at National Car Rental Center in Sunrise, Fla.

July 6, 2001 – The Blue Jackets name assistant general manager Jim Clark executive vice-president and assistant general manager, Bob Strumm director of pro scouting and Paul Castron assistant director of amateur scouting.

Sept. 16, 2001 – The Blue Jackets hold a "Red, White & Blue" scrimmage at Nationwide Arena to raise money for victims of the 9/11 tragedies. Members of the Columbus Police and Fire Department hockey teams collect nearly \$35,000 at the event.

Oct. 4 - 8, 2001 – The Blue Jackets are fit to be tied as the club opens its second NHL season with three consecutive ties. Columbus battles St. Louis to a 3-3 tie at Nationwide Arena on Oct. 4 and then comes away with 3-3 and 2-2 stalemates in a home-and-home series against Philadelphia.



Nov. 21, 2001 – Columbus plays the first game in team history that ends in a scoreless tie following regulation play. However, Luc Robitaille's goal at 4:17 of overtime gives Detroit a 1-0 win. Columbus would suffer a similar fate vs. Nashville on Feb. 9.

Feb. 2, 2002 – Espen Knutsen becomes the first player to represent the Blue Jackets at the NHL All-Star Game. He tallies a goal and an assist to help the World Team to an 8-5 win over the North American squad at the STAPLES Center in Los Angeles. He is also the first native of Norway to play in the game.

Feb. 8, 2002 – David Vyborny's third period goal lifts the Blue Jackets past league-leading Detroit and gives Columbus its first-ever win at Joe Louis Arena. The loss was one of just seven suffered by the eventual Stanley Cup champions at home.

Mar. 16, 2002 – Brittanie Cecil, 13, is struck by a deflected puck while attending the Blue Jackets game against the Calgary Flames at Nationwide Arena. She dies two days later, becoming the first fan fatality in the NHL's 85-year history. The Blue Jackets honor her memory by wearing a heart shaped decal with her initials "BNC" on their helmets for the remainder of the season.

March 23 - 24, 2002 – The Blue Jackets host the Seventh Annual Willie O'Ree All-Star Weekend, which features kids ages 10-12 who are participants in the NHL Diversity Task Force™ program. The game on Mar. 24 draws a record crowd in excess of 4,000 fans at Nationwide Arena.

Apr. 12, 2002 – The Blue Jackets beat the Atlanta Thrashers 5-4 in overtime in the final home game of the 2001-02 season. The 18,136 fans in attendance mark the club's 56th consecutive sellout at Nationwide Arena.

June 17, 2002 – Assistant Director of Amateur Scouting Paul Castron is named director of player development for the Blue Jackets.

June 22, 2002 – The Blue Jackets, who are expected to select third overall at the 2002 Draft at Air Canada Centre in Toronto, trade up to get the first overall pick and use it to select London Knights left wing Rick Nash.



June 22 - 23, 2002 – An active draft weekend finds the Blue Jackets making five trades and selecting 13 players at the 2002 Draft at Air Canada Centre in Toronto.

June 27, 2002 – The Blue Jackets' arrival in Columbus is voted the top moment in Columbus sports history by fans, it is announced at "Columbus Celebrates Sports," a fund-raising event hosted by the Greater Columbus Convention and Visitor's Bureau to kick off the newly formed Columbus Sports Commission.

July 17, 2002 – Gord Murphy is named assistant coach of the Blue Jackets.

Sept. 16, 2002 – For the first time, the Blue Jackets conduct a portion of training camp outside Columbus, traveling to Cahill Stadium in Summerside, PEI, Canada for five days of practices and scrimmages.

Oct. 10, 2002 – The Blue Jackets win their season and home-openers for the first time in club history, beating the Chicago Blackhawks 2-1 at Nationwide Arena. Rick Nash becomes the eighth first-overall NHL draft pick, and first since Eric Lindros in 1991, to score a goal in his first NHL game.

Oct. 19, 2002 – Columbus' home sellout streak of 58 consecutive games is snapped as a crowd of 17,424 is on hand to watch the Blue Jackets beat Florida 4-1 at Nationwide Arena. The streak began on Jan. 27, 2001 vs. Anaheim and ended on Oct. 14, 2002 vs. Phoenix.

Jan. 7, 2003 – The Jackets fire Head Coach Dave King. President and General Manager Doug MacLean replaces him as interim head coach for the remainder of the season.

Jan. 8 - 11, 2003 – Columbus posts three-straight road wins for the first time in team history, beating Minnesota (2-1 on Jan. 8), Vancouver (3-2 on Jan. 10) and Calgary (7-2 on Jan. 11) in Doug MacLean's first three games behind the bench.

Feb. 1, 2003 – Rick Nash and Rostislav Klesla play in the Topps/NHL YoungStars Game during NHL All-Star Weekend in Sunrise, Fla. Nash posts 2-1-3 in the game.

Feb. 2, 2003 – Ray Whitney becomes the second Blue Jacket to play in the NHL All-Star Game and tallies 0-1-1 to help the Western Conference to a 6-5 win at the Office Depot Center in Sunrise, Fla.

Mar. 20, 2003 – Tyler Wright scores three goals in a 4-3 OT win vs. Toronto to become the first player in Blue Jackets history to record two hat tricks in a season. He also scored three times in a 5-1 win vs. Los Angeles on Oct. 27, 2002.

Mar. 29, 2003 – Geoff Sanderson becomes the first player in team history to score four goals in a game in a 6-4 win at Calgary. Sanderson adds an assist and Andrew Cassels tallies 1-4-5 as each ties the club record for points in a game.

Apr. 4, 2003 – During the third period vs. Detroit, Marc Denis breaks the NHL single season record for minutes played by a goaltender (4,433 by New Jersey's Martin Brodeur in 1995-96). He finishes the season with a new standard of 4,511.

June 6, 2003 – The Blue Jackets announce that Doug MacLean will remain as the club's head coach.

June 21 - 22, 2003 – Columbus selects 10 players, including right wing Nikolai Zherdev with the fourth overall pick, at the 2003 NHL Draft at the Gaylord Entertainment Center in Nashville, Tenn. Parma native Dan Fritsche becomes the first Ohio-born player drafted by the Blue Jackets when the club selects him in the second round, 46th overall.

Oct. 9, 2003 – The Blue Jackets open on the road for the first time in club history, suffering a 2-1 defeat against the Atlanta Thrashers.

Oct. 11 - 16, 2003 – Marc Denis makes 25 saves as the Blue Jackets post their first shutout in a home opener with a 5-0 win against the New York Rangers. Coupled with wins against Vancouver and Chicago, the Blue Jackets open the season 3-0 at Nationwide Arena.

Oct. 13, 2003 – The Blue Jackets' "Third Jersey" is unveiled during a ceremony outside of Nationwide Arena. Later that night, the Blue Jackets defeat the Vancouver Canucks 3-2 in their first game wearing the "Third Jersey."

Jan. 1, 2004 – Gerard Gallant takes over as interim head coach after Doug MacLean relinquishes the role of head coach. A day later, Gallant wins his debut with a 2-0 victory at Tampa Bay.

Feb. 6, 2004 – Nikolai Zherdev represents the Blue Jackets in the NHL YoungStars Game during the NHL All-Star Game Weekend in St. Paul, MN. Zherdev records a goal and an assist in the game.

Feb. 7, 2004 – Nineteen-year old Rick Nash plays in the NHL All-Star Game for the Western Conference at the Excel Energy Center in St. Paul, MN. Nash is the first teenager to play in the game in 12 years and youngest to play in the game since 1986.

Feb. 20, 2004 – For the first time in franchise history, all four of the Blue Jackets' first round picks play in the same game. Rostislav Klesla, Pascal Leclaire, Rick Nash and Nikolai Zherdev play as the Jackets lose 3-2 at Phoenix in Leclaire's first-ever NHL game.

Mar. 21 - 27, 2004 – The Blue Jackets tie a team record with four consecutive victories culminated by a 3-2 overtime victory at Nashville on Mar. 27. The streak included wins at Vancouver, and home victories against Minnesota and Anaheim.

Apr. 3, 2004 – Rick Nash nets his 41st goal of the season in the Blue Jackets' final game of the season. Nash finishes the season tied with Atlanta's Ilya Kovalchuk and Calgary's Jarome Iginla for the NHL lead in goals, netting him a share of the Maurice "Rocket" Richard Trophy. He becomes the youngest player in NHL history to lead the League in goals. The Jackets defeated the Detroit Red Wings 4-1 at Joe Louis Arena.

June 25, 2004 – The Blue Jackets announce that Gerard Gallant will remain as head coach. Former University of North Dakota Head Coach Dean Blais is named associate coach.

June 26 - 27, 2004 – The Blue Jackets select 11 players, including Lewiston's Alexandre Picard with the eighth overall pick, at the 2004 Draft at RBC Center in Raleigh, N.C.

Aug. 20 - 29, 2004 – Team USA holds its training camp for the 2004 World Cup of Hockey at Nationwide Arena, including pre-tournament games against Team Canada and Team Russia.

Sept. 15, 2004 – The Collective Bargaining Agreement between the National Hockey League and the National Hockey League Players' Association expires. NHL Commissioner Gary Bettman announces that the league will not resume play until a new CBA is reached.



FRANCHISE TIMELINE

Feb. 16, 2005 – NHL Commissioner Gary Bettman announces that due to the lack of a new Collective Bargaining Agreement between the league and its players, the 2004-05 season has been cancelled.

Apr. 30 - May 15, 2005 – Blue Jackets left wing Rick Nash leads Team Canada to a silver medal at the 2005 World Championships. He leads the tournament in goal scoring, ranks second in points and is named to the All-Tournament team as he tallies 9-6-15 with a +7 plus/minus rating in nine games.

July 13, 2005 – The NHL and NHLPA announce an agreement in principle on a new Collective Bargaining Agreement.

July 22, 2005 – NHL Commissioner Gary Bettman announces that a new Collective Bargaining Agreement between the league and its players has been reached and NHL hockey will return in October 2005.

July 30, 2005 – The Blue Jackets select eight players, including Vancouver Giants center Gilbert Brule with the sixth overall pick, at the 2005 Draft held at the Westin Hotel in Ottawa.

Aug. 1 - 10, 2005 – In the opening days of the first free agent signing period under the new CBA, the Blue Jackets agree to terms with several players, including defensemen Adam Foote and Bryan Berard, forward Jan Hrdina and goaltender Martin Prusek.

Aug. 8, 2005 – The Blue Jackets re-sign left wing Rick Nash to a five-year contract.

Aug. 30, 2005 – Director of Amateur Scouting Don Boyd is promoted to director of player personnel.

Oct. 28, 2005 – The Blue Jackets beat Minnesota 2-1 at Nationwide Arena in the first game decided by a shootout in team history. Trevor Letowski beats Wild goaltender Dwayne Roloson in the eighth round to give the Jackets the win.

Nov. 15, 2005 – The Blue Jackets acquire six-time All-Star Sergei Fedorov and a fifth round pick in the 2006 NHL Draft from Anaheim in exchange for Tyler Wright and Francois Beauchemin.



Dec. 6, 2005 – Adam Foote is named the fourth captain in franchise history.

Dec. 21, 2005 – David Vyborny misses his first game since Oct. 17, 2002, snapping his franchise-record streak of 194 consecutive games played. He suffered a rib injury vs. Detroit on Dec. 20.

Jan. 8, 2006 – Bryan Berard scores three goals to collect his first career hat trick in a 5-2 win at Phoenix.

Feb. 14 - 25, 2006 – Four Blue Jackets compete at the Winter Olympics in Turin, Italy. Bronze medalist David Vyborny (Czech Republic) is joined by Rick Nash (Canada), Adam Foote (Canada) and Radoslav Suchy (Slovakia).

Mar. 24 – Apr. 3, 2006 – The Jackets set a franchise record for consecutive wins with six, culminating with a 3-1 win at Nashville. The club also had road wins at St. Louis and Detroit and home wins over Calgary, San Jose and Chicago during the streak.

Mar. 25, 2006 – Trailing 3-0 entering the third period, the Blue Jackets rally for four goals in the span of 7:37 to take a 4-3 lead over the Detroit Red Wings at Joe Louis Arena and go on to win 5-4 in a shootout.

Apr. 7, 2006 – Rick Nash scores his third goal, including the game-tying goal at 19:27 of the third period, to record his first career hat trick in a 6-5 shootout loss at Detroit.

Apr. 18, 2006 – Sergei Fedorov scores at 0:35 of overtime to give Columbus a 5-4 win over Dallas in the season finale at Nationwide Arena. The goal is Fedorov's 14th career OT goal, which is tied with Toronto's Mats Sundin for the all-time lead in NHL history. The Jackets finish the season with the most wins (35) and points (74) in franchise history.

June 24, 2006 – The Blue Jackets select 10 players, including Drummondville Voltigeurs center Derick Brassard with the sixth overall pick, at the 2006 Draft held at General Motors Place in Vancouver.

July 7, 2006 – Syracuse Crunch Head Coach Gary Agnew is named assistant coach of the Blue Jackets.

July 21, 2006 – Paul Castron is promoted to director of amateur scouting of the Blue Jackets.

Aug. 1, 2006 – Clint Malarchuk is named goaltending coach of the Blue Jackets.

Nov. 13, 2006 – The Blue Jackets fire Head Coach Gerard Gallant. Assistant Coach Gary Agnew is named interim head coach the following day.

Nov. 22, 2006 – Ken Hitchcock is named the fourth head coach in Blue Jackets history.

Dec. 2 - 9, 2006 – First-year NHL goaltender Fredrik Norrena plays 155:28 without allowing a goal to set a franchise record for the longest shutout streak. The stretch includes back-to-back shutouts at Edmonton (4-0, 21 saves) and Colorado (3-0, 42 saves).

Jan. 5, 2007 – For just the second time in team history, the Blue Jackets rally from a three-goal third period deficit to beat the Anaheim Ducks 4-3 at Honda Center. Columbus scores three times in a span of 1:54 capped by Manny Malhotra's game-winner with 1:20 left in the period. Goaltender Fredrik Norrena preserves the win by stopping All-Star Teemu Selanne's penalty shot attempt at the 19:39 mark.

Jan. 24, 2007 – Rick Nash makes his second-straight NHL All-Star Game appearance at American Airlines Center in Dallas. He registers four points on two goals and two assists to lead the Western Conference to a 12-9 win.

Feb. 24, 2007 – Columbus scores two shorthanded goals in a game for the first time in team history to overcome a 2-0 deficit to beat the New York Rangers 3-2 at Madison Square Garden. Jason Chimera's goal at 11:02 of the second period tied the game at 2-2 and Rick Nash's tally just 4:52 later is the game-winner.

Apr. 19, 2007 – Blue Jackets announce that President/General Manager Doug MacLean has been relieved of his duties with the organization. Michael Priest is named president of the organization and Jim Clark will serve as interim general manager.

Apr. 27 - May 13, 2007 – Five Blue Jackets – Rick Nash (Canada), Jason Chimera (Canada), David Vyborny (Czech Republic), Rostislav Klesla (Czech Republic) and Fredrik Norrena (Finland) – and prospects Raffaele Sannitz (Switzerland) and Jaroslav Balastik (Czech Republic) participate in the 2007 World Championships in Russia. Nash, who is named MVP of the tournament, and Chimera win gold medals for Canada, while Norrena helps Finland capture the silver medal.

June 15, 2007 – Scott Howson is named the second general manager in Blue Jackets history.

June 22 - 23, 2007 – The Blue Jackets select seven players, including Halifax Mooseheads right wing Jakub Voracek with the seventh overall pick, at the 2007 Draft held at Nationwide Arena.

June 28, 2007 – Claude Noel is named assistant coach of the Blue Jackets.

July 26, 2007 – Former Blue Jackets player Tyler Wright is named the club's development coach.

Nov. 23, 2007 – Pascal Leclaire makes 32 saves in a 4-0 win at Minnesota to record his team-record sixth shutout in just his 15th start of the season. He would end the season with nine, ranking second in the NHL.

Dec. 26, 2007 - Jan. 15, 2008 – The Blue Jackets set a franchise record by winning six consecutive home games. The club beats Atlanta, Carolina, Edmonton, St. Louis, Nashville and Vancouver at Nationwide Arena during that stretch.

Dec. 31, 2007 – Rick Nash scores three goals to collect the 12th hat trick in Blue Jackets history - and the second of his career - in a 4-2 win over the Edmonton Oilers at Nationwide Arena.

Jan. 17, 2008 – Rick Nash scores one of the most dynamic goals in NHL history as he beats a pair of Phoenix defensemen and goaltender Mikael Tellqvist with 21.5 seconds left in regulation to lift Columbus to a 4-3 win at Jobing.com Arena.

Jan. 27, 2008 – Rick Nash sets an NHL All-Star Game record by scoring a goal just :12 into the game en route to collecting the 15th hat trick in All-Star Game history at Philips Arena in Atlanta. The game marks Nash's third-straight All-Star Game selection after combining for 5-2-7 in the previous two games.

HISTORY



Feb. 23, 2008 – Pascal Leclaire records his ninth shutout of the season with 31 saves to beat the Montreal Canadiens 3-0 at Bell Centre.

Mar. 12, 2008 – Rick Nash is named the fifth captain in franchise history.



Apr. 5, 2008 – Ken Hitchcock becomes just the 20th head coach in NHL history to reach the 900-game milestone when the Blue Jackets take on the St. Louis Blues at Scottrade Center.

Apr. 6, 2008 – Jason Chimera misses the season finale due to a groin injury, which ends his franchise record for consecutive games played at 243. The streak began on Oct. 9, 2005 at Chicago in his first game with the club.

April 25, 2008 – Blue Jackets majority owner and chairman John H. McConnell passes away at the age of 84. His son, John P. McConnell, assumes the duties of majority owner, chairman and governor for the hockey club.

May 2 - 18, 2008 – Six Blue Jackets compete at the 2008 IIHF World Championships in Canada. Head Coach Ken Hitchcock, Rick Nash, Jason Chimera and Pascal Leclaire represent the host Canadians, while Jiri Novotny and Jan Hejda play for the Czech Republic. Canada wins the silver medal as Nash is named to the All-Tournament Team for the third consecutive year.

June 20, 2008 – The Blue Jackets acquire center R.J. Umberger and a fourth round pick in the 2008 Draft from the Philadelphia Flyers in exchange for first and third round picks in 2008.

June 20 - 21, 2008 – The Blue Jackets select nine players, including CSKA forward Nikita Filatov with the sixth overall pick, at the 2008 Draft held at Scotiabank Place in Ottawa.

July 3, 2008 – Chris MacFarland is promoted to assistant general manager.

July 9, 2008 – The Blue Jackets sign Head Coach Ken Hitchcock to a three-year contract extension through 2011-12 season.

Oct. 17, 2008 – Rookies Nikita Filatov and Jakub Voracek set a franchise record for fastest two goals scored vs. Nashville. The duo scores just :08 apart as Filatov lights the lamp at 14:18 of the first period and Voracek follows suit at the 14:26 mark.

Dec. 23, 2008 - Jan. 2, 2009 – Rookie Steve Mason sets the franchise record for longest shutout streak at 199:19 and becomes the first Blue Jackets goaltender to record three-straight shutouts – Dec. 27 vs. Philadelphia, Dec. 29 at Los Angeles and Dec. 31 at Anaheim.

Jan. 9, 2009 – Steve Mason sets a franchise record for most saves in a shutout when he stops 45 shots in a 3-0 win at Washington.

Jan. 10, 2009 – Nikita Filatov scores three goals vs. Minnesota at Nationwide Arena to become the first rookie in Blue Jackets history to record a hat trick.

Jan. 25, 2009 – Rick Nash tallies 1-2-3 for the Western Conference in his fourth NHL All-Star Game, held at Bell Centre in Montreal.

Jan. 27, 2009 – Rick Nash collects his third career hat trick, scoring all three goals, including the game-winner in overtime, in a 3-2 win over Detroit at Nationwide Arena.

Feb. 19, 2009 – Ken Hitchcock becomes the 13th coach in NHL history to record 500 wins when the Blue Jackets beat the Toronto Maple Leafs 4-3 in a shootout at Air Canada Centre.

Mar. 7, 2009 – Rick Nash becomes the first player since Montreal's Maurice "Rocket" Richard in 1947-48 to record an unassisted hat trick as the Jackets set a franchise record for goals in a game in an 8-2 win at Detroit.

Mar. 12, 2009 – A regular season record crowd of 19,167 at Nationwide Arena is on hand to see the Blue Jackets defeat the Pittsburgh Penguins 4-3 in a shootout.

Apr. 8, 2009 – Rick Nash's goal at 14:30 of the third period erases a 3-2 Chicago lead and forces overtime, resulting in the Blue Jackets clinching the first playoff berth in franchise history. Fedor Tyutin's shootout goal is the game-winner as the Jackets beat the Blackhawks 4-3 at United Center.

Apr. 16, 2009 – The Blue Jackets drop a 4-1 decision at Detroit's Joe Louis Arena in the first Stanley Cup Playoff game in franchise history.

Apr. 21, 2009 – A Nationwide Arena record crowd of 19,219 is on hand for the first Stanley Cup Playoff game played in the state of Ohio. Detroit earns a 4-1 win in Game Three of the Western Conference Quarterfinals Series.

June 18, 2009 – Steve Mason wins the Calder Trophy as NHL Rookie of the Year and Rick Nash wins the NHL Foundation Player Award at the 2009 NHL Awards in Las Vegas.

June 26 - 27, 2009 – The Blue Jackets select six players, including Chicago (USHL) defenseman John Moore with the 21st overall pick, at the 2010 Draft held at Bell Centre in Montreal.

June 30, 2009 – The Blue Jackets name Dave Rook goaltending coach.

July 3, 2009 – The Blue Jackets sign captain Rick Nash to an eight-year contract extension.

Oct. 10, 2009 – Mathieu Garon becomes the first goaltender in franchise history to record a shutout in his first start with the Blue Jackets as he makes 36 saves in a 2-0 win at Phoenix.

Nov. 30, 2009 – R.J. Umberger records the 16th hat trick in franchise history with three goals in a 5-2 win over St. Louis at Nationwide Arena.

Feb. 3, 2010 – The Blue Jackets fire Head Coach Ken Hitchcock. Assistant Coach Claude Noel is named interim head coach for the remainder of the regular season.

Feb. 13 - 28, 2010 – Six Blue Jackets participate in the 2010 Olympic Games in Vancouver, British Columbia. Rick Nash helps lead Canada to the gold medal, while Samuel Pahlsson (Sweden), Fredrik Modin (Sweden), Fedor Tyutin (Russia), Jan Hejda (Czech Republic) and Milan Jurcina (Slovakia) also participate.

Mar. 25, 2010 – The Blue Jackets tie the franchise record for goals in a game in an 8-3 win over Chicago at Nationwide Arena.

Apr. 9, 2010 – Steve Mason ties his franchise record for most saves in a shutout when he stops 45 shots through regulation play and overtime in a 1-0 SOL vs. Detroit.

May 7 - 23, 2010 – Blue Jackets forward Jakub Voracek (Czech Republic) and defenseman Kris Russell (Canada) compete at the 2010 IIHF World Championships in Germany. Voracek helps the Czech Republic win the gold medal.

June 8, 2010 – Scott Arniel is named the fifth head coach in Blue Jackets history.

June 23, 2010 – Brad Berry is named assistant coach of the Blue Jackets.

June 25 - 26, 2010 – The Blue Jackets select eight players, including Portland Winterhawks center Ryan Johansen with the fourth overall pick, at the 2010 Draft held at STAPLES Center in Los Angeles.

June 29, 2010 – Kevin Collins is named strength & conditioning coach of the Blue Jackets.

July 1, 2010 – Dan Hinote is named assistant coach of the Blue Jackets.

July 5, 2010 – Bob Boughner is named assistant coach of the Blue Jackets.

Oct. 8 - 9, 2010 – The Blue Jackets open their 10th NHL season with a pair of games vs. the San Jose Sharks at Ericsson Globe Arena in Stockholm, Sweden in the 2010 Compuware NHL Premiere. The Sharks win the opener 3-2, while the Jackets take the second game 3-2 on an overtime goal by Ethan Moreau.

Nov. 10, 2010 – The Blue Jackets tie the franchise record for goals and record the most lopsided win in club history, beating the St. Louis Blues 8-1 at Nationwide Arena.

Nov. 20, 2010 – Rick Nash records the 17th hat trick in Blue Jackets history with three goals in a 3-0 win at San Jose.

Nov. 10 - Dec. 1, 2010 – R.J. Umberger sets a franchise record with points in 10-consecutive games (3-10-13).

Dec. 16, 2010 – Kristian Huselius collects the 18th hat trick in Blue Jackets history with three goals in a 6-3 loss at Edmonton.



FRANCHISE TIMELINE

Jan. 15 - 18, 2011 – Columbus sets a franchise record by posting an eight-game regulation unbeaten streak on the road (6-0-2), which includes a club-best six-straight road wins from Jan. 19-Feb. 18.

Jan. 30, 2011 – Rick Nash plays in his fifth-straight NHL All-Star Game, tallying 1-1-2 at RBC Center in Raleigh.

Feb. 25, 2011 – Matt Calvert becomes the second rookie in club history to collect a hat trick – the 19th by a Blue Jacket – when he scores three goals in a 5-3 win over Phoenix at Nationwide Arena.

June 6, 2011 – Ian Clark is named goaltending coach of the Blue Jackets.

June 20, 2011 – Todd Richards is named assistant coach of the Blue Jackets.

June 23, 2011 – Columbus acquires All-Star center Jeff Carter from Philadelphia in exchange for Jakub Voracek and first and third round picks in the 2011 Entry Draft.

June 24 - 25, 2011 – The Blue Jackets select six players in the 2011 Draft held at the Xcel Energy Center in St. Paul, Minn. The club's top pick is Oshawa Generals center Boone Jenner, who is taken in the second round, 37th overall.

July 1, 2011 – Two days after acquiring his rights from Montreal, the Blue Jackets sign defenseman James Wisniewski to a six-year contract.

Aug. 2, 2011 – The Blue Jackets promote Tyler Wright to director of amateur scouting and development coach, add Greg Drechsel as an amateur scout and hire Nolan Pratt as an assistant coach for the Springfield Falcons (AHL).

Nov. 19, 2011 – James Wisniewski scores 2:43 into overtime to give Columbus its first win at Nashville since Apr. 3, 2006, snapping a 17-game winless skid.

Dec. 7, 2011 – Craig Patrick is named senior advisor, hockey operations of the Jackets.

Dec. 22, 2011 – Jeff Carter tallies the 20th hat trick in franchise history with three goals at Nashville's Bridgestone Arena.

Jan. 9, 2012 – The Blue Jackets fire Head Coach Scott Arniel. Assistant Coach Todd Richards is named interim head coach for the remainder of the season.

Jan. 12, 2012 – Ryan Johansen is one of 12 rookies selected to participate in NHL All-Star Weekend Jan. 26-27 at Scotiabank Place in Ottawa, Ontario.

Feb. 21, 2012 – Jeff Carter registers the 21st hat trick in club history with three goals in a 6-3 win over San Jose at Nationwide Arena.

Feb. 23, 2012 – The Blue Jackets acquire defenseman Jack Johnson and a conditional first round pick from Los Angeles in exchange for Jeff Carter.

Mar. 23, 2012 – R.J. Umberger notches the 22nd hat trick in franchise history with three goals in a 5-1 win over Carolina at Nationwide Arena.

Apr. 5, 2012 – Cam Atkinson becomes the third rookie in club history to collect a hat trick – the 23rd by a Blue Jacket – when he scores three goals in a 5-2 win over Colorado at Pepsi Center.

May 4 - 20, 2012 – Five players participate in the 2012 World Championships in Finland and Sweden. Nikita Nikitin helps lead Russia to the gold medal, while Jack Johnson and Cam Atkinson (United States), Marc Methot (Canada) and prospect Thomas Larkin (Italy) also participate.

May 14, 2012 – The Jackets announce that Todd Richards will remain as head coach.

May 21, 2012 – Brad Larsen is named the head coach of the Springfield Falcons, Columbus' American Hockey League affiliate.

June 5, 2012 – Chris Clark is named development coach of the Blue Jackets.

June 20, 2012 – Craig Hartsburg is named associate coach, while Keith Acton is named assistant coach.

June 22 - 23, 2012 – The Blue Jackets select six players, including Everett Silvertips defenseman Ryan Murray with the second overall pick, at the 2012 Draft held at CONSOL Energy Center in Pittsburgh, Pennsylvania.

July 23, 2012 – The Blue Jackets acquire Artem Anisimov, Brandon Dubinsky, Tim Erixon and a 2013 first round pick in exchange for Rick Nash, Steven Delisle and a 2013 conditional third round pick.

Sept. 16, 2012 – The Collective Bargaining Agreement between the National Hockey League and the National Hockey League Players Association expires. NHL Commissioner Gary Bettman announces that the league will not resume play until a new CBA is reached.

Oct. 24, 2012 – John Davidson is named president of hockey operations and alternate governor of the Blue Jackets.



Jan. 6, 2013 – NHL Commissioner Gary Bettman announces that the tentative framework of a new Collective Bargaining Agreement between the league and its players has been reached.

Jan. 19, 2013 – Columbus opens the 12th season in franchise history with a 3-2 win at Nashville as Nick Foligno and Artem Anisimov each scored goals and Sergei Bobrovsky made 32 saves in their Blue Jackets' debuts.

Feb. 11, 2013 – Vinny Prospal and Mark Letestu tie a team record by scoring goals eight seconds apart during a 6-2 win over San Jose at Nationwide Arena.

Feb. 11 - Mar. 31, 2013 – Columbus sets a team record for most consecutive home games earning at least one point, going 9-0-3 over 12 games.

Feb. 12, 2013 – The Blue Jackets announce that Executive Vice President and General Manager Scott Howson has been relieved of his duties with the club.

Feb. 13, 2013 – The Blue Jackets introduce Jarmo Kekalainen as the third general manager in franchise history. The Tampere, Finland native becomes the first European-born general manager in NHL history.

Feb. 26 - Mar. 22, 2013 – The Blue Jackets set a franchise record by earning at least one point in 12 consecutive games, recording an 8-0-4 record during that span.

Mar. 14, 2013 – The National Hockey League announces a realignment plan that has Columbus playing in the Eastern Conference beginning in 2013-14. The Blue Jackets join a division featuring Carolina, New Jersey, NY Islanders, NY Rangers, Philadelphia, Pittsburgh and Washington.

Mar. 31, 2013 – Mark Letestu scores 4:00 into overtime to give Columbus a 2-1 home win over Anaheim and a 10-2-4 record in March, marking the winningest month in franchise history.

Apr. 3, 2013 – Columbus makes several moves prior to the trade deadline, highlighted by the acquisition of All-Star RW Marian Gaborik, Steven Delisle and Blake Partlett from the NY Rangers in exchange for Derick Brassard, Derek Dorsett, John Moore and a sixth round pick in the 2014 NHL Draft.

Apr. 27, 2013 – The Blue Jackets end the 2012-13 campaign with a 3-1 home win over Nashville, giving them a 24-17-7 record and finishing the season with a winning pct. of .573 – the best mark in franchise history.

June 15, 2013 – Sergei Bobrovsky is named the winner of the Vezina Trophy as the NHL's most outstanding goaltender for 2012-13 prior to Game 2 of the Stanley Cup Final at the United Center in Chicago.

June 30, 2013 – Columbus selects eight players at the 2013 NHL Entry Draft in Newark, New Jersey, including three first round picks: forwards Alexander Wennberg, Kerby Rychel and Marko Dano.

July 5, 2013 – The Jackets sign free agent forward Nathan Horton to a seven-year contract.

Jan. 6 - 23, 2014 – The Jackets win a then franchise-record eight consecutive games, defeating the Rangers, Hurricanes, Jets, Lightning, Capitals, Sabres, Kings and Flyers.

Apr. 9, 2014 – Columbus clinches the second playoff berth in franchise history with a 3-1 road win over the Dallas Stars.



Apr. 19, 2014 – Matt Calvert scores early in the second overtime period to give the Jackets the first postseason victory in franchise history, 4-3 over the Pittsburgh Penguins at CONSOL Energy Center.



Apr. 23, 2014 – Nick Foligno scores 2:49 into overtime to give the Jackets their first-ever home playoff win, 4-3 over Pittsburgh in front of 18,970 fans at Nationwide Arena.

June 16, 2014 – Brad Larsen is named assistant coach of the Blue Jackets after leading the AHL's Springfield Falcons to back-to-back division titles.

June 27 - 28, 2014 – Columbus selects seven players, including USNDP forward Sonny Milano 16th overall, at the 2014 NHL Draft at Wells Fargo Center in Philadelphia.

Dec. 31, 2015 – With a 3-1 win over Minnesota, the Jackets set a club record for best winning percentage in a single month, going 10-1-1 (.875) in December.

Jan. 22 - 25, 2015 – The Blue Jackets and the city of Columbus host the 2015 NHL All-Star Weekend. Nick Foligno captains a team and registers 1-1-2, while Ryan Johansen is voted the game's Most Valuable Player after collecting 2-2-4 in his All-Star Game debut.

Mar. 6 - 28, 2015 – The Jackets set a franchise record with eight-straight road wins, surpassing a six-game win streak set Jan. 15-Feb. 18, 2011.

Mar. 24, 2015 – Scott Hartnell collects the 24th hat trick in franchise history with three goals in a 5-3 win over Anaheim at Nationwide Arena.

Mar. 27, 2015 – Cam Atkinson collects the 25th hat trick in franchise history with three goals in a 5-2 win over Chicago at United Center, marking the first time in club history that the Jackets have scored a hat trick in two straight games.

Apr. 2, 2015 – Columbus earns its sixth multi-goal comeback victory of the season, defeating the NY Islanders 4-3 in a shootout after trailing 1-3 to surpass their previous record of five multi-goal deficit comeback wins in 2005-06, 2006-07 and 2010-11. The Jackets finished with eight multi-goal comeback victories on the season.

Apr. 4, 2015 – Columbus posts its ninth-straight win, beating Pittsburgh 5-3 at home to set a club record for consecutive wins. The streak began on Mar. 18 and eclipsed an eight-game winning streak from Jan. 6-23, 2014.

Apr. 4, 2015 – Nick Foligno collects the 26th hat trick in franchise history with three goals in a 5-3 win over Pittsburgh at Nationwide Arena.

Apr. 11, 2015 – The Blue Jackets earn a 5-4 SO win over the New York Islanders in the final regular season game played at Nassau Coliseum to extend their club record regulation unbeaten streak to 13 games (12-0-1 since Mar. 18). The previous mark was 12 games from Feb. 26-Mar. 22, 2013 (8-0-4).

Apr. 17, 2015 – The Blue Jackets reach an agreement with the Lake Erie Monsters to have the Cleveland-based team serve as the organization's American Hockey League affiliate.

May 20, 2015 – Nick Foligno is named the sixth captain in franchise history.

June 18, 2015 – Kenny McCudden is named assistant coach.

June 26 - 27, 2015 – The Blue Jackets select nine players, including Michigan defenseman Zach Werenski (8) and Linkoping defenseman Gabriel Carlsson (29) in the first round, at the 2015 NHL Draft at the BB&T Center in Sunrise, Florida.

June 30, 2015 – Columbus acquires the rights to LW Brandon Saad along with D Michael Paliotta and C Alex Broadhurst from Chicago in exchange for forwards Artem Anisimov, Marko Dano, Corey Tropp and Jeremy Morin as well as a fourth round pick in the 2016 NHL Draft. The Jackets sign Saad to a six-year contract three days later.

Oct. 21, 2015 – The Blue Jackets replace Head Coach Todd Richards with John Tortorella, the winningest U.S.-born coach in NHL history who led the Tampa Bay Lightning to the 2004 Stanley Cup championship.

Nov. 3 - 28, 2015 – Columbus ties the club record for wins in the month of November (8-5-0, .615 point percentage), originally set in November 2010 (8-4-0).

Dec. 16, 2015 – The Blue Jackets and Nationwide Arena were selected to host Team USA's training camp in advance of the World Cup of Hockey 2016 Tournament. Camp begins Sept. 6, 2016 and concludes with a pre-tournament game against Canada on Friday, Sept. 9.

Jan. 6, 2016 – Columbus acquires D Seth Jones (2013) from Nashville for C Ryan Johansen (2011) in an exchange of former fourth overall selections.

Jan. 25, 2016 – Cam Atkinson registers the 27th hat trick in franchise history with three goals in a 5-2 win over Montreal at Nationwide Arena.

Jan. 29, 2016 – LW Brandon Saad participates in his first NHL All-Star Game held at Bridgestone Arena, recording an assist for the Metropolitan Division in a semifinal meeting against the Atlantic Division.

Feb. 2 - 29, 2016 – The Jackets tied the club record for wins in the month of February (7-3-3, .654 point percentage), originally set in February 2009 (7-4-1).

Feb. 25, 2016 – Nick Foligno tallies the 28th hat trick in franchise history with three goals in a 6-1 win over New Jersey at Nationwide Arena.


Mar. 2, 2016 – Four Blue Jackets are selected to participate in the World Cup of Hockey 2016 in the NHL's initial announcement of rosters. Sergei Bobrovsky was selected to represent Team Russia while Brandon Saad, Seth Jones and Ryan Murray were selected to represent Team North America, players from Canada and the United States who are 23 or under as of Oct. 1, 2016.

Apr. 2, 2016 – Brandon Saad notches his first career NHL hat trick (natural) and the 29th hat trick in franchise history with three goals in a 5-1 win over Carolina at PNC Arena.

Apr. 13, 2016 – Associate Coach Craig Hartsburg, who joined the organization in 2012, announces his retirement from coaching after a playing and coaching career that spanned nearly four decades.

May 27, 2016 – Blue Jackets forward Brandon Dubinsky and defenseman Jack Johnson are selected to represent Team USA at the World Cup of Hockey 2016.

June 11, 2016 – Oliver Bjorkstrand scores with 1.9 seconds remaining in OT in a 1-0 victory of Game 4 to give Cleveland's Lake Erie Monsters, the Blue Jackets' AHL affiliate, a sweep of the Hershey Bears in the Calder Cup final. The Monsters, which went 15-2 in the postseason, captured the first championship in franchise history and the first by a Columbus affiliate.



June 17, 2016 – Brad Shaw is named assistant coach of the Blue Jackets after spending the previous 10 years with the St. Louis Blues, including as an associate coach from 2012-16.

June 24 - 25, 2016 – The Blue Jackets select five players, including Cape Breton forward Pierre-Luc Dubois third overall at the 2016 NHL Draft at the First Niagara Center in Buffalo, New York.

June 29, 2016 – The Jackets sign Seth Jones to a six-year contract extension.

June 29, 2016 – Columbus buys out the contract of Fedor Tyutin and two days later, the contract for Jared Boll. They had played the second and fourth most games in franchise history.

July 6, 2016 – Former NHL player Basil McCrae is named director of player personnel for the Blue Jackets. In addition, Head Amateur Scout Ville Siren is named director of amateur scouting, while Chris Morehouse is promoted to assistant director of amateur scouting and Josef Boumedienne is promoted to director of European scouting.

Aug. 29, 2016 – Three-time Stanley Cup champion John Madden is named the head coach of the Blue Jackets' American Hockey League affiliate, the Cleveland Monsters, replacing Jared Bednar who was hired as head coach of the Colorado Avalanche.



FRANCHISE TIMELINE

Sept. 5 - 9, 2016 – Team USA holds its training camp for the World Cup of Hockey 2016 at Nationwide Arena, including a pre-tournament game against Team Canada on Sept. 9.

Sept. 17 - Oct. 1, 2016 – Eight teams participate in the World Cup of Hockey 2016 in Toronto, Canada. Head Coach John Tortorella, Brandon Dubinsky and Jack Johnson represent Team USA; Brandon Saad, Ryan Murray and Seth Jones represent Team North America; Sergei Bobrovsky represents Team Russia and GM Jarmo Kekalainen serves as assistant general manager for Team Finland.

Oct. 22, 2016 – Sergei Bobrovsky stops all 32 shots in a 3-0 win at Dallas to become the first netminder in franchise history to record 100 career wins.

Nov. 4, 2016 – Columbus shuts out Montreal 10-0 at Nationwide Arena, setting franchise records for most goals scored, largest victory and largest shutout win. The Jackets scored five goals in the second period, tying the club mark for most goals in a period after first recording the feat in the first period on Mar. 15, 2003 vs. Minnesota in a 5-0 win.

Nov. 20 - Dec. 31, 2016 – The Jackets kick off a franchise-record 11-game road point streak (10-0-1) with a 3-2 win at Washington on Nov. 20. They would outscore their opponents 40-21 during the streak.

Nov. 29, 2016 - Jan. 3, 2017 – The Blue Jackets post the second-longest win streak in NHL history by winning 16-straight games. It was one win short of tying the NHL record set by the 1992-93 Pittsburgh Penguins. Columbus outscored its opponents 62-27 in the 16 wins with three of the wins coming after regulation. The Jackets won all 14 of their December contests, the second-most victories in a perfect single month in league history (Pittsburgh: March 2013). The Blue Jackets also set a franchise record with eight-straight home wins during the stretch (Nov. 29-Jan. 3). Sergei Bobrovsky, meanwhile, won 14-straight games during the streak, tied for the second longest win streak in NHL history.



Dec. 18, 2016 – Head coach John Tortorella becomes the first American-born coach and 24th overall in NHL history to record 500 career victories after the Blue Jackets win 4-3 in overtime at Vancouver.

Dec. 22, 2016 – Scott Hartnell tallies the 30th hat trick in franchise history with three goals in a 7-1 win over Pittsburgh at Nationwide Arena.

Dec. 31, 2016 – The Blue Jackets win their 15th-straight game, while snapping the Wild's 12-game winning streak, with a 4-2 win at Minnesota in the first game in any of the four major North American professional sports leagues to feature two teams on winning streaks of at least 12 games.

Jan. 29, 2017 – Making their NHL All-Star Game debuts, Cam Atkinson (3-2-5), Seth Jones (2-0-2) and Sergei Bobrovsky (16 saves) help the Metropolitan Division win the 3-on-3 tournament, including a 4-3 victory over the Pacific Division in the final. It's the largest Blue Jackets representation in the All-Star Game in franchise history. Head coach John Tortorella was selected to coach the squad but missed the All-Star Game festivities.

Mar. 10, 2017 – Zach Werenski set the franchise rookie record with his 40th point of the season with an assist vs. Buffalo, surpassing Rick Nash's record set in 2002-03. He would finish with 11-36-47, the second most points by a defenseman in CBJ history and the sixth-most points by a teenage defenseman in his rookie season in NHL history.

Mar. 19, 2017 – Columbus reached the 100-point mark on the season and punched its ticket to the 2017 playoffs with a 4-1 win at New Jersey, becoming the second team in the league to do so (Washington). It was the third time the franchise competed in the postseason.

Apr. 9, 2017 – The Jackets defeat Toronto 3-1 in the final game of the regular season, reaching the 50-win mark for the first time in franchise history.

June 21, 2017 – Three Blue Jackets win awards at the NHL Awards ceremony held in Las Vegas as head coach John Tortorella earns his second career Jack Adams Trophy (best coach), G Sergei Bobrovsky captures his second career Vezina Trophy (best goaltender) and captain Nick Foligno becomes the first player in league history to win the King Clancy Memorial Trophy and Mark Messier Leadership Award in the same campaign. Bobrovsky (First Team NHL All-Star) and D Zach Werenski (All-Rookie Team) were also finalists for the Hart Memorial Trophy (NHL MVP) and Calder Memorial Trophy (Best Rookie), respectively.

June 23, 2017 – Columbus acquires 2015-16 Calder Trophy winner Artemi Panarin along with Tyler Motte and a sixth round selection in the 2017 NHL Draft from Chicago in exchange for Brandon Saad and Anton Forsberg as well as a fifth round pick in the 2018 NHL Draft.

June 23 - 24, 2017 – The Blue Jackets select seven players, including Grenoble (France) center Alexandre Texier (45th overall), at the 2017 NHL Draft at United Center in Chicago. The club also selected Powell, Ohio native and former Ohio AAA Blue Jacket Carson Meyer in the sixth round (179th overall).

July 31, 2017 – Head coach John Tortorella signs a one-year contract extension through the 2018-19 campaign.

Oct. 19, 2017 – The Columbus Blue Jackets Foundation announces a record setting donation of \$1.2 million granted to local community and youth hockey organizations, surpassing the \$1,050,000 donated the previous year.

Dec. 8, 2017 – Artemi Panarin ties Espen Knutsen's single-game franchise record (Mar. 24, 2001 vs. Calgary) with five assists/points at New Jersey.

Feb. 24 - Mar. 22, 2018 – The Blue Jackets tie the club record with eight-straight home victories, outscoring opponents 31-13 over that span.

Feb. 25 - 26, 2018 – Columbus acquires a trio of veteran players prior to the trade deadline to help with a playoff push. Mark Letestu becomes the sixth player to play in two different stints with the club after being acquired from Nashville while Thomas Vanek (Vancouver) and Ian Cole (Ottawa) also help the team go 13-3-1 in the final 17 contests of the campaign.

Mar. 4 - 22, 2018 – The Blue Jackets record the second-longest winning streak in club history and tied for the longest in the league in the 2017-18 season with 10-straight wins. Eight of the wins came in regulation and two were achieved in overtime as the Jackets outscored opponents 42-22.

Mar. 15 - 29, 2018 – The Blue Jackets become the first team with four hat tricks in five road games since 1991 (Pittsburgh, four in four from Nov. 18-Dec. 5) as Cam Atkinson (Mar. 15 at Philadelphia), Artemi Panarin (Mar. 20 at NY Rangers), Thomas Vanek (Mar. 27 at Edmonton) and Pierre-Luc Dubois (Mar. 29 at Calgary) notch the 31st-34th hat tricks in franchise history.

Mar. 29, 2018 – John Tortorella surpasses Todd Richards as the winningest coach in franchise history with his 128th win in a 5-1 Jackets' victory at Calgary.

Mar. 31, 2018 – Trailing 4-1, the Jackets score three times in the final 4:58 to tie the game before falling 5-4 in overtime at Vancouver. The point caps off the second best month in club history in wins and points as the Blue Jackets finish 12-3-1 (25 points), trailing the 14 wins/28 points posted in Dec. 2016. Seth Jones ties a single-game club record for defensemen with four points (1-3-4) and surpasses James Wisniewski for the most points in a single season by a blueliner with his 52nd point on the equalizer.

Apr. 3, 2018 – Artemi Panarin leads the Jackets back from a three-goal deficit (1-4) with 1-2-3 in a 5-4 overtime win over Detroit. He sets the single season franchise record for assists and points, surpassing Ray Whitney (52, 2002-03) and Rick Nash (79, 2008-09) respectively in the process. He finishes his first Blue Jackets' campaign with 27-55-82 in 81 games.

Apr. 3, 2018 – Zach Werenski notches his 16th goal of the campaign to tie teammate Seth Jones (reached on Mar. 31 at Vancouver) for the most goals by a defenseman in a single season in franchise history, surpassing the 12 goals recorded by Bryan Berard (2005-06) and Jones (2016-17). The duo finished one goal off the league lead for blueliners.

Apr. 5, 2018 – Columbus collects a point in a 5-4 overtime loss to Pittsburgh, clinching its second-straight playoff berth for the first time in franchise history. It's the third time in five seasons the club will compete for the Stanley Cup.

Apr. 5, 2018 – Rookie Pierre-Luc Dubois registers his 48th point of the campaign on his second assist of the game vs. Pittsburgh to surpass Zach Werenski's single season rookie record (2016-17). The forward earlier set the single season rookie goal record on Mar. 29 at Calgary on the third goal of his first career hat trick (Nash, 17 in 2002-03). He would become the first rookie in CBJ history to play in all 82 games, finishing with 20-28-48.

Apr. 12 - 15, 2018 – The Jackets jumped out to a 2-0 series advantage in the Eastern Conference Quarterfinals over the eventual Stanley Cup champion Washington Capitals after earning two overtime victories on the road. Four of the six games in the series are decided after regulation as the Capitals earned a double overtime victory at Nationwide Arena in Game Three on the way to winning four-straight and advancing. It's the second-straight year, Columbus has lost to the eventual Stanley Cup champion in the playoffs (Pittsburgh in 2017).

HISTORY



May 4 - 20, 2018 – Twelve members of the Blue Jackets' organization participate in the IIHF World Championships. D Dean Kukan helps Switzerland earn a silver medal. CBJ Assistant GM Bill Zito serves as the general manager for the bronze-medal winning United States team that includes Cam Atkinson and Sonny Milano.

June 20, 2018 – Seth Jones is named to the NHL's Second All-Star Team and finishes fourth in voting for the Norris Memorial Trophy (Best Defenseman). He is the first skater in franchise history to be named to a First or Second All-Star Team.

June 22 - 23, 2018 – The Blue Jackets select six players in the 2018 NHL Draft at the American Airlines Center in Dallas, Texas, including London (OHL) center Liam Foudy in the first round (18th overall).

July 5, 2018 – The Jackets name 2002 Stanley Cup champion and 11-year NHL veteran Manny Legace as the club's goaltending coach.

Sept. 6, 2018 – The Blue Jackets announce multi-year contract extensions for President of Hockey Operations John Davidson, General Manager Jarmo Kekalainen and Assistant General Manager Bill Zito, who is also promoted to associate general manager.

Sept. 12, 2018 – The club announces a two-year contract extension with Head Coach John Tortorella.

Sept. 25, 2018 – Columbus and the Buffalo Sabres face off in the Kraft Hockeyville Game at Clinton Arena in Clinton, NY.

Nov. 10 - 24, 2018 – Cam Atkinson scores a goal in seven-straight games (nine goals) to tie Geoff Sanderson's franchise record goal streak set from Nov. 5-17, 2002. Atkinson would run his point streak to a career-best 12-straight contests from Nov. 10-Dec. 6 (13-7-20), which is one short of tying Ryan Johansen's club record. The streak included the 35th (Nov. 17 at Carolina) and 36th hat tricks (Dec. 4 vs. Calgary) in franchise history.

Jan. 10, 2019 – Columbus defeats Nashville 4-3 in overtime to improve to 12-0-0 in Thursday games to tie the NHL record set by Detroit (Wednesdays in 2007-08) for the longest win streak on any day to start a campaign. Head coach John Tortorella becomes the 19th coach in NHL history (sixth active) to post 600 career wins with the victory.

Jan. 15 - 19, 2019 – Head Coach John Tortorella surpasses Ken Hitchcock as the longest-tenured head coach in Blue Jackets history on Jan. 15 vs. New Jersey, while Jarmo Kekalainen moves past Doug MacLean as the longest-tenured general manager in club history on Jan. 19 at Minnesota.

Jan. 25, 2019 – Playing in their second NHL All-Star Games, Cam Atkinson (3-2-5) and Seth Jones (2-2-4) help the Metropolitan Division win the 3-on-3 tournament title for the second time in three years after a 10-5 victory over the Pacific Division in the final.

Feb. 16, 2019 – New Albany, Ohio's Kole Sherwood makes his NHL debut at Chicago, becoming the first Columbus-area native to play for the Blue Jackets and the fifth to play in an NHL regular season game.

Feb. 22 - 25, 2019 – The Blue Jackets acquire four veteran players prior to the trade deadline. Matt Duchene, Ryan Dzingel, Adam McQuaid and Keith Kinkaid help the club go 12-8-1 in the final 21 contests, including a 7-1-0 mark in the last eight games of the campaign.

Feb. 28, 2019 – Seth Jones notches his seventh overtime goal as a Blue Jacket to break Rick Nash's club career record in a 4-3 win over Philadelphia.

Mar. 30, 2019 – Cam Atkinson scores his 40th and 41st goals of the campaign at Nashville to tie Rick Nash's club record for goals in a season (2003-04) and join the former CBJ captain as the franchise's lone 40-goals scorers.

Apr. 5 - 6, 2019 – Artemi Panarin notches a goal and the shootout game-winner on Apr. 5 at the NY Rangers to clinch Columbus' third-straight appearance in the Stanley Cup Playoffs. He collects two assists a day later at Ottawa and finishes with 28-59-87 in 79 games to break his own club record for assists and points in a single season.

Apr. 6, 2019 – Columbus defeats Ottawa 6-2 to close out the second-best season in franchise history at 47-31-4 (98 pts.). The Jackets also set franchise new club records in road wins and points at 25-14-2 (52 pts.).

Apr. 10, 2019 – Trailing 3-0 after the opening period, the Blue Jackets storm back to score four-straight goals to defeat the Presidents' Trophy-winning Tampa Bay Lightning 4-3 in Game One of the Eastern Conference Quarterfinals at Amalie Arena.

Apr. 16, 2019 – The Blue Jackets beat the Lightning 7-3 in Game Four to earn the first playoff series win in franchise history and become just the fourth team in NHL history to sweep the regular season's best team in a best-of-seven series in the postseason.

Apr. 27 - May 6, 2019 – The Jackets and Boston Bruins play an entertaining Eastern Conference Semifinal series with four of the six games decided by a single goal, including two in overtime. Columbus jumps out to a 2-1 series lead before falling in six contests to the eventual Stanley Cup finalists. A franchise-record 19,431 people are in attendance at Nationwide Arena for Game Four on May 2.

May 17, 2019 – John Davidson steps down as president of hockey operations to become president of the NY Rangers. The club went 285-209-46 (.570) and earned four Stanley Cup Playoffs berths since Davidson took over in October 2012.

June 13, 2019 – The organization announces promotions in its hockey operations department as Bill Zito is promoted to senior vice president of hockey operations, associate general manager and alternate governor; while Basil McRae and Josh Flynn are promoted to assistant general managers and Chris Clark is named director of player personnel. In addition, former captain Rick Nash rejoins the club and as special assistant to the general manager.

June 18, 2019 – Chris Clark is named general manager of the AHL's Cleveland Monsters and long-time University of Wisconsin head coach Mike Eaves is named head coach of the club.

June 22 - 23, 2019 – The Blue Jackets select three players in the 2019 NHL Draft at Rogers Arena in Vancouver, British Columbia. The club's top pick is Swedish defenseman Eric Hjorth, who is taken in the fourth round, 104th overall.

Sept. 3, 2019 – Original Blue Jacket Jean-Luc Grand-Pierre joins FOX Sports Ohio as a studio analyst.

Oct. 21, 2019 – Gus Nyquist becomes the first player in Blue Jackets history to score the overtime winner via penalty shot in a 4-3 come-from-behind victory at Toronto.

Nov. 8, 2019 – Columbus and the Colorado Avalanche are selected to take part in a pair of games in the 2020 NHL Global Series in Helsinki, Finland during the 2020-21 regular season. The games are later postponed due to the COVID-19 pandemic.

Nov. 9, 2019 – Zach Werenski surpasses Rostislav Klesla for the most career goals by a defenseman in CBJ history with his 42nd career tally at Colorado. Werenski would go on to record a franchise-first and lead NHL blueliners with 20 goals in 2019-20.

Nov. 21, 2019 – The Blue Jackets add Paul MacLean to the coaching staff as an assistant coach/special teams. MacLean, who posted 673 points 719 career NHL games from 1980-91, was a finalist for the Jack Adams Award as the League's best coach with Ottawa in 2011-12 and 2012-13, capturing the award in 2012-13.

Dec. 9, 2019-Jan. 2, 2020 – Columbus posts a 12-game point streak (8-0-4), tied for the third-longest point streak in franchise history.

Jan. 11 - Feb. 7, 2020 – Led by rookie netminder Elvis Merzlikins, the Jackets rattle off a 10-game point streak (9-0-1). The Latvian becomes the sixth goaltender overall and second rookie since 1929-30 to post five shutouts in a span of eight contests, sporting an 8-0-0 record with a .967 SV% and 1.00 GAA over that stretch.

Mar. 12, 2020 – The National Hockey League announces the decision to pause the 2019-20 season due to the COVID-19 pandemic.

May 26, 2020 – The NHL announces a Return to Play Plan with four phases. Teams begin training camps on July 13 before 24 teams return to action on August 1.

Aug. 2 - 9, 2020 – Columbus earns a postseason berth for the fourth-straight season. As the ninth-seed, the club plays the eighth-seed Toronto Maple Leafs in a best-of-five Eastern Conference Qualifying Series.

Aug. 9, 2020 – CBJ captures their first winner-take-all game in franchise history after defeating the Maple Leafs 3-0 in Game 5 of their Eastern Conference Qualifying Series.



Aug. 11 - 19, 2020 – Columbus and the Tampa Bay Lightning meet for the second-straight time in the Eastern Conference Quarterfinals. Highlighted by two overtime games and four one-goal games, the Lightning avenge their 2019 defeat to the Blue Jackets with a 4-1 series lead. Tampa Bay closes out the series with a 5-4 overtime victory in Game Five.



FRANCHISE TIMELINE

Aug. 11, 2020 – The Blue Jackets and Lightning kick off their Eastern Conference Quarterfinal series with a five-overtime affair in Game One. The Lightning's Brayden Point ends the fourth-longest game in NHL history 10:27 into the fifth sudden death period. Columbus' Joonas Korpisalo turns aside an NHL-record 85 shots, while Seth Jones plays a record 65:06 in a 3-2 defeat.

Sept. 21, 2020 – Goaltender Elvis Merzlikins is named to the NHL's All-Rookie Team for the 2019-20 campaign, becoming the fifth player, and second goaltender, in franchise history to earn the honors.

Oct. 5, 2020 – Columbus introduces a special 20th season logo and announce a variety of initiatives commemorating the team's first two decades in the National Hockey League.

Oct. 6 - 7, 2020 – The Blue Jackets select five players in the 2020 NHL Draft, held virtually. The club's top pick is Russia winger Yegor Chinakhov, who is taken in the first round, 21st overall.

Jan. 14, 2021 – Columbus kicks off its 20th anniversary season against former Central Division rival, Nashville. Due to the COVID-19 pandemic, the club will play its entire 2020-21 schedule (56 games) against Central Division opponents made up of Carolina, Chicago, Dallas, Detroit, Florida, Nashville and Tampa Bay.

Jan. 23, 2021 – The Blue Jackets acquire All-Star winger Patrik Laine and Columbus native Jack Roslovic from the Winnipeg Jets in exchange for center Pierre-Luc Dubois and a 2022 third round pick.

Mar. 2, 2021 – After working on protocols in regard to the COVID-19 pandemic with the Ohio Department of Health and Columbus Public Health, the Blue Jackets welcome back fans to Nationwide Arena as 1,953 fans, or 10 percent of capacity, are on hand to watch the club defeat the Detroit Red Wings 4-1.

May 3, 2021 – Emil Bemstrom notches the 40th hat trick in franchise history - and become the fourth player to record the feat in a single period - after scoring all three of the Blue Jackets third period goals in a 4-3 overtime loss to Nashville at Nationwide Arena.

May 9, 2021 – The Blue Jackets and head coach John Tortorella mutually agree to part ways. Tortorella is the winningest coach in club history, guiding the team to a 227-166-54 record (.568 pt pct.) in 447 games and led the Blue Jackets to four-straight playoff appearances from 2016-20.

May 20, 2021 – The Blue Jackets announce the return of John Davidson as president of hockey operations and sign General Manager Jarmo Kekalainen to a contract extension through the 2024-25 season. Davidson returns to the role he held with the club from 2012-19.

June 10, 2021 – Columbus names Brad Larsen as the eighth head coach in franchise history. Larsen spent the previous seven seasons as an assistant coach with the club.

June 25, 2021 – The Blue Jackets name Pascal Vincent as associate coach. The Laval, Quebec native previously served as head coach of the AHL's Manitoba Moose from 2016-21.

July 4, 2021 – Blue Jackets goaltender Matiss Kivlenieks passes away at the age of 24. The club holds a memorial service on July 15 and starts a memorial fund in his honor.

July 23 - 24, 2021 – The Blue Jackets select nine players in the 2021 NHL Draft, held virtually. The club selects three players in the first round for the second time in franchise history (2013), selecting Michigan center Kent Johnson (5th), Sioux Falls center Cole Sillinger (12th) and Brooks defenseman Corson Ceulemans (25th). The club is also busy during the draft, making three trades. The club acquires defensemen Adam Boqvist and Jake Bean along with first round picks in separate deals with Chicago and Carolina that sees defenseman Seth Jones land with the Blackhawks. On July 24, the team acquires former Blue Jacket Jakub Voracek from the Flyers in exchange for long-time CBJ forward Cam Atkinson.

July 28, 2021 – Columbus is busy on the first day of free agency, making a bevy of moves. The day is highlighted by a four-year extension through the 2025-26 season for alternate captain Boone Jenner and the signing of Dublin, Ohio native Sean Kurly to a four-year contract.

July 29, 2021 – CBJ sign All-Star defenseman Zach Werenski to a six-year contract extension through the 2027-28 campaign.

Sept. 3, 2021 – The NHL and NHLPA announce that they have concluded an Agreement with the IIHF for players to participate in the 2022 Winter Olympics in Beijing, China.

Sept. 13, 2021 – Columbus hires former NHL defenseman and Cleveland associate coach Steve McCarthy as an assistant coach.

Sept. 21, 2021 – The Blue Jackets sign 2020 All-Rookie netminder Elvis Merzlikins to a five-year contract extension through the 2026-27 campaign.

Oct. 12, 2021 – Boone Jenner is named the seventh captain in franchise history prior to the start of the season. He had been one of the team's alternate captains since the start of the 2015-16 campaign.

Oct. 14 - Nov. 26, 2021 – Columbus kicks off the 21st season with an 8-2 victory over Arizona on Oct. 14 and then races out to a 12-6-0 record, posting the best start through the first 18 games of a season in franchise history.

Jan. 6, 2022 – Jakub Voracek, who was acquired in an offseason trade, becomes the 361st player - and fourth in a CBJ uniform - to play in 1,000 career NHL games at New Jersey. He is just the 12th Czech-born player to accomplish the feat.

Jan. 27 - Mar. 19, 2022 – Winger Patrik Laine ranked second in the NHL in goals and third-T in points with 19-14-33 in 19 contests. He registered the third-longest points streak in franchise history during that stretch with points in 11-straight games, including eight multi-point efforts, from Jan. 27-Feb. 24 (13-8-21).

Mar. 5, 2022 – Rick Nash becomes the first player in franchise history to have his number retired when his 61 is lifted to the rafters above Nationwide Arena prior to the team's game vs. the Boston Bruins. A record crowd of 19,434 fans are in attendance, along with original club President and General Manager Doug MacLean and former Head Coach Ken Hitchcock.



Mar. 7, 2022 – Zach Werenski picks up an assist against Toronto to record his 224th career point and surpass Seth Jones (223) for the most career points by a defenseman in franchise history.

Mar. 13, 2022 – Rookie Cole Sillinger, who was selected 12th overall at the 2021 NHL Draft, tallies the 42nd hat trick in franchise history in a 6-4 victory over Vegas at Nationwide Arena. At 18 years, 301 days, he is the second-youngest Blue Jacket to record a hat trick, trailing only Nikita Filatov (18 years, 230 days on Jan. 10, 2009), and just the 18th 18-year-old in NHL history to do so.

Apr. 9, 2022 – Columbus native Jack Roslovic notches the 42nd hat trick in CBJ history with three goals, including the overtime winner, in a 5-4 victory at Detroit.

Apr. 29, 2022 – The Blue Jackets record three goals in a 5-3 loss at Pittsburgh in the season finale to set the franchise record with 258 goals scored (not including SO goals). The previous highest-scoring season in team history was 2018-19 (256 goals).

June 8, 2022 – Columbus names Trent Vogelhuber head coach of the American Hockey League's Cleveland Monsters. The Dublin, Ohio native and former CBJ draft pick spent the previous four seasons as an assistant coach for the club.

July 7 - 8, 2022 – The Blue Jackets select seven players in the 2022 NHL Draft, held at Bell Centre in Montreal. The team selects two players in the first round, selecting Plzen HC D David Jiricek (6th) and Moose Jaw D Denton Mateychuk (12th).

July 13, 2022 – Columbus signs six-time NHL All-Star and 2021-22 First All-Star Johnny Gaudreau to a seven-year contract through the 2028-29 NHL season.

Oct. 12, 2022 – The Blue Jackets open up their 22nd NHL campaign against the Carolina Hurricanes at PNC Arena before hosting the Tampa Bay Lightning in their home opener two days later.

Nov. 4-5, 2022 – Columbus and the 2022 Stanley Cup champion Colorado Avalanche play back-to-back games as part of the 2022 Global Series at Nokia Arena in Tampere, Finland. The CBJ contingent is led by Finnish natives General Manager Jarmo Kekalainen (Tampere), LW Patrik Laine (Tampere) and G Joonas Korpisalo (Pori).

Dec. 31, 2022 – Gustav Nyquist scores two shorthanded goals in a 4-1 Blue Jackets victory over the Chicago Blackhawks, marking the first time in franchise history a player has scored multiple shorthanded goals in a single game.

HISTORY



Jan. 7 - 14, 2023 – Rookie Kirill Marchenko and LW Patrik Laine register the club's 44th and 45th hat tricks in franchise history five games and eight days apart against Carolina and at Detroit, respectively. Marchenko became the sixth rookie in franchise history to record a hat trick, while Laine tallies his 10th career hat trick - and second with the Blue Jackets.

Feb. 28, 2023 – Eric Robinson tallies his first career hat trick and the 46th hat trick in franchise history with three goals at Buffalo.

Mar. 14, 2023 – Johnny Gaudreau ties the franchise record for points in a single game with five (2-3-5) in a 6-5 overtime win at San Jose. The winger, who played in his seventh All-Star Game - and first with the Blue Jackets - on February 4, led the club with 21-53-74 in 80 games in his first season with the team.

Apr. 2, 2023 – Kirill Marchenko tallies his 21st goal of the season against Ottawa to surpass Pierre-Luc Dubois (20, 2017-18) for the most goals by a Blue Jackets rookie in a campaign. Marchenko posted 21-4-25 and seven power play goals in 59 appearances to finish the season tied for the most power play goals and the third-most goals among NHL rookies.

Apr. 4, 2023 – Jet Greaves sets franchise records for most shots-faced and saves in an NHL and CBJ debut by turning aside 46-of-49 shots in a 4-2 loss at Toronto.

Apr. 4, 2023 – With nine players missing due to injuries/illness at Toronto, the club sets a new franchise record for man games lost due to injuries/illness of 512, surpassing the 508 MGL recorded in 2014-15. The Blue Jackets finish with 563 MGL for the campaign.

Apr. 13, 2023 – C Tyler Angle, LW Mikael Pyyhtia and D Stanislav Svazil all make their NHL debuts against Pittsburgh marking the first time in club history that three players skated in their first game in the same contest. The club had a franchise-record 47 different players, including six goaltenders, play in a game during the 2022-23 season, surpassing the previous highs of 43 players (2003-04) and five goaltenders (2006-07 and 2008-09).

Apr. 15, 2023 – The Blue Jackets relieve Brad Larsen of his duties as head coach and announce they will not renew the contract of goaltending coach Manny Legace.

June 6-9, 2023 – Columbus adds a pair of veteran blueliners to the organization over a four day span, acquiring 2015 seventh overall pick Ivan Provorov in a three-team trade involving the Philadelphia Flyers and Los Angeles Kings on June 6 before adding Damon Severson in a sign and trade with New Jersey.

June 28-29, 2023 – Columbus selects eight players in the 2023 NHL Draft, held at Bridgestone Arena in Nashville, Tennessee. The team selects 2023 Hobey Baker Award winner and Michigan freshman center Adam Fantilli with the third overall selection.

July 1, 2023 – The Blue Jackets name Mike Babcock as the ninth head coach in franchise history.

Sept. 17, 2023 – Mike Babcock resigns as head coach of the Blue Jackets. The club names Associate Coach Pascal Vincent as head coach and signs him to a two-year contract through the 2024-25 season.

Oct. 20, 2023 – The Blue Jackets and Cleveland Monsters announced a long-term, multi-year affiliation extension through the current decade of their NHL and American Hockey League partnership agreement.

Oct. 14, 2023 – Team captain Boone Jenner collects his second career hat trick - and the 47th by a Blue Jacket - with three-straight goals in a 5-3 win over the Rangers. Recording the feat in the second game of the season, it's the fastest hat trick to begin a season in club history.

Nov. 18, 2023 – Boone Jenner plays in his 675th career game at Washington, surpassing Rick Nash for the most games played in franchise history. In his franchise-record 11th season, he would go on to make his All-Star Game debut at Scotiabank Arena in Toronto on Feb. 3, 2024.

Dec. 1 - 31, 2023 – Rookie Adam Fantilli sets franchise records for most goals (Jaroslav Balastik, 6 in 2005) and points (Pierre-Luc Dubois, 12 in 2017) by a rookie in the month of December with 7-6-13 in 14 contests

Dec. 19, 2023 – The Blue Jackets set franchise records for most goals scored and combined goals in a road game in a 9-4 victory at Buffalo. The scoring spree is led by right wing Kirill Marchenko, who scores his second career hat trick and 48th in franchise history. He also recorded the second-fastest hat trick with three consecutive goals 8:07 apart, including a CBJ record two goals 18 seconds apart in the second period (7:37 and 7:55).

Jan. 6, 2024 – Center Cole Sillinger scores all three Blue Jackets goals in a 4-3 overtime loss to Minnesota for his second career hat trick and the 49th hat trick in club history.

Feb. 15, 2024 – The Blue Jackets announce that General Manager Jarmo Kekalainen has been relieved of his duties with the club.

Feb. 17, 2024 – The NHL and Blue Jackets announced that the club will face off against the Detroit Red Wings in the 2025 Navy Federal Credit Union Stadium Series at historic Ohio Stadium, home of the Ohio State Buckeyes, on Saturday, Mar. 1, 2025.

Mar. 4, 2024 – Alex Nylander notches the franchise's 50th hat trick with his first three-goal game in a 6-3 victory over Vegas. Acquired in a trade from Pittsburgh on Feb. 22, he would become the first Blue Jacket with eight or more goals in his first 11 games with the club after notching 8-3-11 in 11 contests from Feb. 25-Mar. 16.

Mar. 26, 2024 – The club recognizes longtime play-by-play announcer Jeff Rimer with a ceremony prior to the start of a game against the Pittsburgh Penguins at Nationwide Arena. Rimer, who retired at the end of the 2023-24 season, spent 20 years as Blue Jackets TV voice on Fox Sports Ohio/Bally Sports Ohio. It also concluded a broadcasting career that spanned six decades.

Apr. 16, 2024 – Zach Werenski notches 2-2-4 and was +5 in the season finale on Apr. 16 vs. Carolina, becoming the sixth player - and first defenseman - in franchise history to record 300 career points (302). He would set single-season franchise records for assists (James Wisniewski, 44 in 2013-14) and points by a blueliner (tied with Seth Jones, 57 in 2017-18) with 11-46-57 in 70 contests.

May 28, 2024 – Columbus hires veteran NHL executive Don Waddell as the club's president of hockey operations, general manager and alternate governor. In addition, John Davidson remains with the club as a senior advisor and alternate governor.

June 17, 2024 – The Blue Jackets relieve Head Coach Pascal Vincent of his duties with the team.

June 28-29, 2023 – Columbus selects six players at the 2024 NHL Draft, held at Sphere in Las Vegas, Nevada. The team selects center Cayden Lindstrom with the fourth overall pick.

July 1-3, 2024 – The Blue Jackets sign a pair of NHL veterans at the start of the 2024 free agency period, inking center Sean Monahan to a five-year contract on July 1 and bringing back defenseman Jack Johnson for a second tour with the club on July 3.

July 2, 2024 – The club announced that veteran NHL broadcaster Steve Mears joined the organization as its new TV play-by-play announcer.

July 22, 2024 – The Blue Jackets name Dean Evason as head coach of the club.

Aug. 8, 2024 – Columbus finalizes its coaching staff for the 2024-25 NHL season, hiring Mike Haviland and Scott Ford as assistant coaches. Haviland spent the previous two seasons as associate coach of the AHL's Cleveland Monsters and Ford spent the last eight seasons as an assistant coach with the AHL's Milwaukee Admirals.

Aug. 29, 2024 – Blue Jackets LW Johnny Gaudreau, and his brother Matthew, are killed in a traffic accident while riding bicycles in their native New Jersey.





ALL-TIME TRANSACTIONS

2000

- May 4** Signed G Greg Gardner as a free agent.
- May 8** Signed LW Jonathan Schill as a free agent.
- May 8** Signed LW Mathieu Darche as a free agent.
- May 11** Acquired C Chris Nielsen from NY Islanders for fourth and ninth round picks in the 2000 NHL Draft.
- May 17** Signed LW Jeremy Reich as a free agent.
- May 25** Acquired C Espen Knutsen from Anaheim for a fourth round pick in the 2001 NHL Draft.
- May 26** Signed C Blake Bellefeuille as a free agent.
- May 26** Claimed D Jamie Heward off waivers from NY Islanders.
- May 29** Signed D Dan Watson as a free agent.
- May 30** Signed LW Martin Spanhel as a free agent.
- June 2** Signed RW Reggie Savage as a free agent.
- June 5** Signed C Brad Moran as a free agent.
- June 7** Acquired G Marc Denis from Colorado for a second round pick in the 2000 NHL Draft.
- June 8** Signed RW David Vyborny as a free agent.
- June 12** Acquired RW Jan Caloun, a ninth round pick in the 2000 NHL Draft and future considerations from San Jose for future considerations.
- June 12** Acquired LW Krzysztof Oliwa from New Jersey for third round pick in the 2001 NHL Draft.
- June 22** Selected 26 players in the Expansion Draft.



- June 23** Acquired D Jean-Luc Grand-Pierre, RW Matt Davidson, a fifth round pick in the 2000 NHL Draft and a fifth round pick in the 2001 NHL Draft from Buffalo for past considerations.
- June 23** Acquired D Deron Quint from New Jersey for past considerations.
- July 3** Signed D Lyle Odelein as a free agent.
- July 4** Signed G Ron Tugnutt as a free agent.
- July 7** Signed D Frantisek Kucera as a free agent.
- July 11** Signed C Serge Aubin as a free agent.
- July 18** Signed D Michael Gaul as a free agent.
- July 20** Signed D Petteri Nummelin.
- July 24** Signed RW Jan Caloun.
- Aug. 3** Signed C Bill Bowler as a free agent.
- Aug. 3** Signed LW Sean Selmsler as a free agent.
- Aug. 3** Signed D Andrei Stryubko as a free agent.
- Aug. 7** Signed D Sergei Klimentiev as a free agent.
- Aug. 16** Acquired RW Kent McDonnell from Detroit for a sixth round pick in the 2003 NHL Draft.
- Aug. 24** Signed D Kevin Dahl as a free agent.
- Aug. 24** Signed RW Mike Maneluk as a free agent.
- Aug. 31** Signed G Marc Denis, restricted free agent, to a multi-year contract.
- Sept. 24** Signed D Tyler Sloan as a free agent.
- Oct. 2** Signed D Rostislav Klesla, a first round draft pick in the 2000 NHL Draft, to a three-year contract.
- Oct. 6** Signed LW Steve Maltais as a free agent, to a one-year contract.
- Nov. 9** Acquired G Jean-Francois Labbe from NY Rangers for D Bert Robertsson.
- Nov. 23** Placed RW Jan Caloun on unconditional waivers.
- Nov. 27** Signed RW Alexander Selivanov as a free agent, to a one-year contract.

2001

- Jan. 14** Acquired a third round pick in the 2001 NHL Draft from Pittsburgh for LW Krzysztof Oliwa.
- Jan. 31** Signed LW Jody Shelley as a free agent.

- Mar. 13** Acquired LW Ray Whitney and considerations from Florida for C Kevyn Adams and a fourth round pick in the 2001 NHL Draft.
- Mar. 13** Acquired a third round pick in the 2001 NHL Draft from Buffalo for RW Steve Heinze.
- Mar. 13** Acquired a sixth round pick in the 2001 NHL Draft from Pittsburgh for D Frantisek Kucera.
- Mar. 13** Claimed RW Blake Sloan off waivers from Dallas.
- Mar. 14** Re-signed D Radim Bicanek, to a multi-year contract.
- May 7** Signed G Karl Goehring as a free agent.
- May 10** Signed D Duvie Westcott as a free agent.
- May 18** Claimed C Sean Pronger off waivers from NY Islanders.
- May 29** Signed C Brett Harkins as a free agent.
- May 31** Signed D Jeff Ware as a free agent.
- June 20** Signed C Andrej Nedorost.
- June 20** Signed LW Martin Paroulek.
- June 24** Acquired D Paul Manning from Calgary for a fifth round pick in the 2001 NHL Draft.
- July 7** Signed RW David Ling as a free agent.
- July 7** Signed C Mike Sillinger as a free agent, to a multi-year contract.
- July 9** Re-signed RW Blake Sloan to a multi-year contract.
- July 10** Signed D Darrel Scoville as a free agent.
- July 13** Re-signed C Tyler Wright to a multi-year contract.
- July 31** Re-signed D Mattias Timander.
- July 31** Re-signed RW Matt Davidson.
- July 31** Re-signed D Andrei Stryubko.
- July 31** Re-signed G Greg Gardner.
- Aug. 3** Re-signed D Jamie Pushor.
- Aug. 23** Re-signed LW Geoff Sanderson to a one-year contract.
- Aug. 29** Acquired RW Grant Marshall from Dallas for a second round pick in the 2003 NHL Draft.
- Sept. 17** Signed G Andrew Penner as a free agent.
- Sept. 17** Signed D Derrick Walser as a free agent.
- Sept. 24** Re-signed D Deron Quint to a two-year contract.
- Sept. 28** Claimed LW Kirk Muller off waivers from Dallas.
- Sept. 28** Acquired D Evgeny Petrochinin from Dallas for LW Kirk Muller.
- Oct. 19** Signed G Shane Bendera to a multi-year contract.

2002

- Mar. 15** Acquired a fourth round pick in the 2003 NHL Draft from Pittsburgh for D Jamie Pushor.
- Mar. 19** Acquired D Jaroslav Spacek and a second round pick in the 2003 NHL Draft from Chicago for D Lyle Odelein.
- Mar. 19** Acquired D Jamie Allison from Calgary for RW Blake Sloan.
- Apr. 22** Re-signed LW Jody Shelley to a multi-year contract.
- Apr. 23** Signed G Pascal Leclaire, first round pick and eighth overall in the 2001 NHL Draft, to a multi-year contract.
- May 28** Re-signed RW David Vyborny to a one-year contract.
- May 28** Signed C Sean Pronger to a multi-year deal.
- May 28** Signed D Scott Heffernan to a multi-year deal.
- June 2** Signed RW Ben Knopp to a multi-year contract.
- June 18** Acquired 20th overall pick in the 2002 NHL Draft from Dallas for G Ron Tugnutt and the 32nd pick in the 2002 NHL Draft.
- June 22** Acquired first overall pick in the 2002 NHL Draft from Florida for third overall pick and future considerations.
- June 22** Acquired rights to LW Mike Pandolfo and the 30th overall pick in the 2002 NHL Draft from Buffalo for the 20th overall pick in the 2002 NHL Draft.
- June 22** Acquired the 41st and 96th picks overall in the 2002 Draft from Atlanta for the 30th overall in the 2002 Draft.
- June 22** Acquired a fourth round pick in the 2002 NHL Draft from NY Islanders for D Mattias Timander.
- June 23** Acquired sixth and seventh round picks in the 2002 NHL Draft from Philadelphia for a fifth round pick in the 2003 NHL Draft.
- June 23** Acquired ninth round pick in the 2002 NHL Draft from Florida for ninth round pick in the 2003 NHL Draft.
- June 26** Re-signed RW Grant Marshall to a multi-year deal.
- June 26** Signed C/LW Lasse Pirjeta to a one-year deal, with the option for a second season.
- June 27** Re-signed G Marc Denis to a multi-year contract.



July 2 Signed RW Tim Jackman to a multi-year contract.
July 4 Signed D Scott Lachance as a free agent, to a multi-year contract.
July 4 Signed D Luke Richardson as a free agent, to a multi-year contract.
July 8 Signed LW Mike Pandolfo to a multi-year deal.
July 8 Re-signed D Jamie Allison to a one-year contract.
July 17 Signed C Don MacLean as a free agent, to a one-year deal with a club option for a second season.
July 29 Re-signed C Espen Knutsen to a multi-year deal.
July 29 Re-signed D Jean-Luc Grand-Pierre to a multi-year deal.
July 29 Re-signed LW Geoff Sanderson to a one-year deal.
Aug. 15 Signed C Andrew Cassels as a free agent, to a multi-year contract.
Oct. 4 Claimed D Mathieu Biron from Tampa Bay in the 2002 Waiver Draft.
Oct. 4 Acquired RW Petr Tenkrat from Florida in exchange for D Mathieu Biron.
Oct. 5 Claimed RW Hannes Hyvonen off waivers from Florida.
Oct. 7 Signed LW Rick Nash to a three-year contract.
Dec. 2 Traded RW Chris Nielsen and the rights to D Peterri Nummelin to Atlanta for RW Tomi Kallio and D Pauli Levokari.

2003

Jan. 1 Announced LW Tomi Kallio was claimed off waivers by Philadelphia.
Jan. 20 Signed D Darren Van Impe as a free agent.
Feb. 10 Acquired D Brandon Buckley from Pittsburgh for D Pauli Levokari.
Mar. 10 Traded RW Grant Marshall to New Jersey for a conditional draft pick.
May 7 Re-signed LW Geoff Sanderson and RW David Vyborny.
May 15 Re-signed D Duvie Westcott.
May 15 Signed LW Joe Motzko as a free agent.
June 2 Signed G Fred Brathwaite as a free agent.
June 3 Signed D Aaron Johnson to a multi-year contract.
June 12 Re-signed C Don MacLean to a one-year contract with an option for a second season.
June 12 Re-signed D Pauli Levokari to a one-year contract with an option for a second season.
July 1 Re-signed C Andrew Cassels to a multi-year contract.
July 3 Signed C Todd Marchant as a free agent, to a multi-year contract.
July 3 Signed RW Trevor Letowski as a free agent, to a multi-year contract.
July 15 Signed C Mark Hartigan as a free agent, to a one-year contract.
July 15 Signed D Alexander Guskov to a multi-year deal.
July 18 Re-signed D Derrick Walser.
July 18 Re-signed D Darrel Scoville.
July 22 Acquired D Darryl Sydor from Dallas for C Mike Sillinger and a second round pick in the the 2004 NHL Draft.
July 24 Re-signed D David Ling.
July 24 Re-signed C Brad Moran.
Aug. 14 Re-signed RW Kent McDonell.
Aug. 14 Re-signed LW Jeremy Reich.
Aug. 15 Signed RW Nikolai Zherdev to a multi-year contract.
Aug. 26 Re-signed G Karl Goehring.
Oct. 3 Claimed C Travis Green from Toronto in Waiver Draft.
Oct. 3 Acquired a sixth round choice in the 2004 NHL Draft from Boston in exchange for C Travis Green.
Oct. 3 Announced RW Petr Tenkrat was claimed by Toronto in the Waiver Draft.
Oct. 6 Signed C Dan Fritsche to a multi-year contract.
Oct. 10 Signed D Anders Eriksson to a one-year, two-way NHL/AHL contract.
Oct. 30 Acquired D Zenith Komarniski from Vancouver for C Sean Pronger.
Nov. 21 Claimed C Manny Malhotra off waivers from Dallas.
Dec. 10 Signed D Jamie Pushor as a free agent to a one-year contract.
Dec. 16 Announced buy-out agreement had been reached with C Espen Knutsen.
Dec. 31 Announced D Jean-Luc Grand-Pierre was claimed off waivers by Atlanta.

2004

Jan. 9 Announced D Todd Rohloff was claimed off waivers by Washington.
Jan. 23 Acquired an eighth round pick in the 2004 NHL Draft from NY Rangers for D Jamie Pushor.
Jan. 27 Acquired C Alexander Svitov and a third round pick in the 2004 NHL Draft for D Darryl Sydor and a fourth round pick in the 2004 NHL Draft.
Mar. 9 Acquired a third round pick in the 2004 NHL Draft from Vancouver for LW Geoff Sanderson.
Mar. 9 Acquired C Brian Holzinger from Pittsburgh for C Lasse Pirjeta.
Mar. 19 Signed RW Steven Goertzen to a multi-year contract.

Apr. 12 Signed D Prestin Ryan as a free agent.
Apr. 15 Signed C Greg Mauldin as a free agent to a multi-year deal.
Apr. 15 Signed RW Brandon Sugden to a one-year, two-way NHL/AHL contract.
June 1 Signed D Ole-Kristian Tollefsen to a multi-year contract.
June 1 Signed RW Tim Konoroda to a multi-year contract.
June 10 Re-signed D Rostislav Klesla to a one-year contract.
June 16 Acquired G Arturs Irbe from Carolina in exchange for future considerations.
June 28 Claimed LW Geoff Sanderson off waivers from Vancouver.
June 28 Re-signed G Karl Goehring.
June 30 Re-signed RW Kent McDonell.
June 30 Signed RW Tyler Kolarik and C Raffaele Sannitz to entry level contracts.
July 6 Acquired D Rostislav Suchy and a sixth round pick in the 2005 NHL Draft from Phoenix in exchange for a fourth round pick in the 2005 NHL Draft.
July 7 Re-signed C Mark Hartigan.
July 7 Signed D Andre Lakos and F Mattias Trattnig as free agents.
July 22 Re-signed D Darrel Scoville.
Aug. 26 Re-signed LW Mike Pandolfo.
Aug. 31 Re-signed C Brad Moran.
Sept. 7 Claimed C Jeff Panzer off waivers from St. Louis.
Sept. 14 Re-signed RW David Vyborny and G Marc Denis to multi-year contracts.
Sept. 14 Claimed D Francois Beauchemin off waivers from Montreal.

2005

July 28 Exercised option on a one-year contract with D Radoslav Suchy.
July 28 Re-signed RW Joe Motzko to a two-year, two-way NHL/AHL contract.
July 28 Re-signed D Duvie Westcott to a two-year contract.
July 28 Signed C Philippe Dupuis and D Marc Methot to three-year, entry level contracts.
July 30 Acquired a fourth round pick in the 2005 NHL Draft from Carolina for a fourth round pick in the 2006 NHL Draft and the rights to D Derrick Walser.
Aug. 1 Re-signed D Francois Beauchemin to a two-year contract.
Aug. 2 Signed D Adam Foote as a free agent, to a three-year contract.
Aug. 3 Signed D Bryan Berard as a free agent, to a two-year contract.
Aug. 4 Signed G Martin Prusek as a free agent, to a one-year contract.
Aug. 8 Re-signed LW Rick Nash to a five-year contract.
Aug. 10 Signed C Jan Hrdina as a free agent, to a one-year contract.
Aug. 11 Signed C Ben Simon as a free agent, to a one-year contract.
Aug. 12 Re-signed D Jeff MacMillan as a free agent, to a one-year contract.
Aug. 15 Re-signed RW Tim Jackman, D Rostislav Klesla, G Pascal Leclaire and RW Brandon Sugden to one-year contracts.
Aug. 16 Signed C Andrew Murray to an entry level contract.
Aug. 19 Signed RW Jaroslav Balastik to a one-year contract.
Aug. 22 Re-signed C Mark Hartigan to a two-year, two-way NHL/AHL contract.
Aug. 22 Signed D Mark Flood as a free agent, to a three-year entry level contract.
Aug. 22 Signed C Peter Sarno to a one-year, two-way NHL/AHL contract.
Aug. 29 Signed RW Alexandre Picard and G Tomas Popperle to three-year contracts.
Oct. 3 Signed C Gilbert Brule to a three-year contract.
Oct. 4 Claimed D Andy Delmore off waivers from Detroit.
Oct. 5 Signed D Jamie Pushor to a one-year contract.
Oct. 8 Acquired D Cale Hulse, C Mike Rupp, LW Jason Chimera from Phoenix for LW Geoff Sanderson and RW Tim Jackman.
Nov. 15 Acquired C Sergei Fedorov, a fifth round pick in the 2006 NHL Draft from Anaheim for D Francois Beauchemin and C Tyler Wright.



Nov. 25 Signed C Geoff Platt as a free agent, to a multi-year contract.
Nov. 29 Claimed D Ron Hainsey off waivers from Montreal.
Dec. 30 Signed LW Darcy Verot as a free agent, to a one-year contract.



ALL-TIME TRANSACTIONS

2006

- Feb. 3** Signed C Joakim Lindstrom to a three-year entry level contract.
- Feb. 28** Acquired LW Cam Severson from Calgary for D Cale Hulse.
- Mar. 8** Traded D Luke Richardson to Toronto for a conditional draft pick.
- Apr. 18** Re-signed D Rostislav Klesla to a four-year contract.
- May 5** Re-signed RW David Vyborny to a two-year contract.
- June 1** Signed G Dan LaCosta, RW Petr Pohl and D Kyle Wharton to three-year entry level contracts.
- June 15** Re-signed LW Jody Shelley to a two-year contract.
- June 20** Re-signed C Manny Malhotra to a three-year contract.
- June 30** Acquired LW Fredrik Modin and G Fredrik Norrena from Tampa Bay for G Marc Denis.
- July 1** Signed D Kris Russell to an entry level contract.
- July 1** Signed D Anders Eriksson as a free agent, to a one-year contract.
- July 1** Re-signed C Alexander Svitov to a multi-year contract.
- July 6** Signed G Ty Conklin as a free agent to a one-year, two-way NHL/AHL contract.
- July 6** Signed D Tomas Kloucek to a one-year, two-way NHL/AHL contract.
- July 11** Re-signed D Ron Hainsey to a two-year contract.
- July 18** Re-signed G Pascal Leclaire to a two-year contract.
- July 21** Signed C Janne Hauhtonen to a one-year, two-way NHL/AHL contract.
- July 21** Signed D Jamie Pushor to a one-year, two-way NHL/AHL contract.
- July 22** Re-signed LW Jason Chimera to a two-year contract.
- Aug. 8** Signed D Filip Novak to a two-year, two-way NHL/AHL contract.
- Aug. 22** Signed C Eric Boguniecki to a one-year, two-way NHL/AHL contract.
- Sept. 13** Signed RW Anson Carter as a free agent to a one-year contract.
- Sept. 28** Re-signed RW Nikolai Zherdev to a three-year contract.
- Oct. 25** Acquired D Ryan Caldwell from NY Islanders for C Eric Boguniecki.
- Nov. 29** Acquired D Derrick Walser from Carolina for D Mark Flood.

2007

- Jan. 26** Acquired LW Curtis Glencross, C Zenon Konopka and a conditional seventh round pick in either the 2007 or 2008 NHL Draft from Anaheim in exchange for RW Joe Moutzko, C Mark Hartigan and a fourth round pick in the 2007 NHL Draft.
- Feb. 11** Re-signed G Fredrik Norrena to a multi-year contract.
- Feb. 23** Acquired a fifth round pick in the 2008 NHL Draft from Carolina for RW Anson Carter.
- Feb. 26** Re-signed LW Fredrik Modin to a multi-year contract.
- Feb. 27** Acquired a fifth round pick in the 2007 NHL Draft from Buffalo for G Ty Conklin.
- Feb. 27** Claimed G Brian Boucher off waivers from Chicago.
- Mar. 19** Signed D Jon Landry as a free agent, to a two-year entry level contract.
- Mar. 24** Signed D Darcy Campbell as a free agent, to a two-year entry level contract.
- Mar. 27** Signed LW Tom Sestito to a three-year entry level contract.
- Apr. 7** Signed RW Jared Boll to a three-year entry level contract.



- Apr. 7** Signed RW Derek Dorsett to a three-year entry level contract.
- May 9** Signed G Steve Mason to a three-year entry level contract.
- May 16** Acquired a fifth round pick in the 2007 NHL Draft from Boston in exchange for the rights to D Adam McQuaid.
- May 25** Signed LW Kirill Starkov to a three-year entry level contract.
- June 1** Signed D Mikko Maenpaa to a one-year, two-way NHL/AHL contract.
- July 1** Signed D Sheldon Brookbank as a free agent, to a one-year contract.
- July 2** Re-signed D Ole-Kristian Tollefsen to a two-year contract.
- July 2** Re-signed C Alexander Svitov to a two-year contract.
- July 3** Signed C Jiri Novotny as a free agent, to a two-year contract.
- July 5** Signed D Jan Hejda as a free agent, to a one-year contract.

- July 10** Re-signed LW Curtis Glencross, LW Joakim Lindstrom and C Andrew Murray to one-year, two-way NHL/AHL contracts.
- July 10** Re-signed RW Steve Goertzen to a two-year, two-way NHL/AHL contract.
- July 11** Signed C Derek MacKenzie to a one-year, two-way NHL/AHL contract.
- July 11** Signed D Dan Smith as a free agent, to a one-year, two-way NHL/AHL contract.
- Aug. 3** Signed C Jakub Voracek to a three-year entry level contract.
- Aug. 7** Signed C Kris Beech as a free agent to a one-year, two-way NHL/AHL contract.
- Aug. 23** Signed C Michael Peca as a free agent to a one-year contract.
- Sept. 13** Suspended C Alexander Svitov.
- Nov. 6** Signed RW Stefan Legein to a three-year entry level contract.
- Nov. 15** Acquired D Aaron Rome and D Clay Wilson from Anaheim in exchange for C Geoff Platt.

2008

- Jan. 29** Acquired a sixth round pick in the 2009 NHL Draft from San Jose in exchange for LW Jody Shelley.
- Feb. 1** Acquired D Dick Tarnstrom from Edmonton in exchange for LW Curtis Glencross.
- Feb. 26** Acquired conditional first and fourth round picks in the 2008 NHL Draft from Colorado in exchange for D Adam Foote.
- Feb. 26** Acquired D Theo Ruth from Washington in exchange for C Sergei Fedorov.
- Feb. 28** Acquired LW Nate DiCasmirro from Phoenix in exchange for RW Steven Goertzen.
- Mar. 7** Re-signed C Andrew Murray to a three-year contract.
- Mar. 28** Signed D Nick Holden to a three-year entry level contract.
- Apr. 7** Signed D Grant Clitsome to a three-year entry level contract.
- Apr. 29** Re-signed D Jan Hejda to a three-year contract.
- May 27** Acquired D Jonathan Sigalek from Boston for the rights to LW Matt Marquardt.
- June 20** Acquired C R.J. Umberger and a fourth round pick in the 2008 NHL Draft from Philadelphia for first and third round picks in the 2008 NHL Draft.
- June 21** Acquired a fourth and fifth round pick in the 2008 NHL Draft from Boston for a fourth round pick in the 2008 NHL Draft.
- July 1** Acquired LW Raffi Torres from Edmonton for C Gilbert Brule.
- July 1** Signed D Mike Commodore as a free agent, to a five-year contract.
- July 2** Acquired D Fedor Tyutin and D Christian Backman from NY Rangers for C Dan Fritsche and RW Nikolai Zherdev.
- July 2** Signed RW Kristian Huselius as a free agent, to a four-year contract.
- July 7** Signed C R.J. Umberger to a four-year contract.
- July 7** Re-signed D Clay Wilson to a one-year, two-way NHL/AHL contract.
- July 7** Re-signed D Andrey Plekhanov to a two-year, two-way NHL/AHL contract.
- July 7** Signed LW John Vigilante to a one-year, two-way NHL/AHL contract.
- July 9** Signed C Nikita Filatov to a three-year entry level contract.
- July 11** Re-signed C Michael Peca to a one-year contract.
- July 14** Re-signed C Derek MacKenzie to a two-year, two-way NHL/AHL contract.
- July 14** Signed LW Craig MacDonald to a one-year, two-way NHL/AHL contract.
- July 15** Acquired conditional draft pick from Anaheim for LW Joakim Lindstrom.
- July 16** Re-signed LW Alexandre Picard to a one-year, two-way NHL/AHL contract.
- July 16** Re-signed D Marc Methot to a one-year, two-way NHL/AHL contract.
- July 16** Signed C Steve Kelly as a free agent to a one-year, two-way NHL/AHL contract.
- July 17** Re-signed D Aaron Rome to a one-year, two-way NHL/AHL contract.
- July 25** Signed LW Mike York as a free agent to a one-year contract.
- July 30** Re-signed G Pascal Leclaire to a three-year contract.
- Aug. 29** Signed RW Maksim Mayorov to a three-year entry level contract.

2009

- Jan. 10** Acquired RW Mike Blunden from Chicago for RW Adam Pineault.
- Jan. 14** Acquired C Jason Williams from Atlanta for D Clay Wilson and San Jose's sixth round pick in the 2009 NHL Draft.
- Jan. 17** Claimed G Wade Dubielewicz off waivers from NY Islanders.
- Feb. 21** Claimed C Chris Gratton off waivers from Tampa Bay.
- Mar. 4** Acquired C Antoine Vermette from Ottawa for G Pascal Leclaire and a second round pick in the 2009 NHL Draft.
- Mar. 4** Acquired G Kevin Lalande from Calgary for a fourth round pick in the 2009 NHL Draft.
- July 1** Signed D Brent Regner to a three-year entry level contract.
- July 1** Signed C Samuel Pahlsson as a free agent to a three-year contract.
- July 1** Signed G Mathieu Garon as a free agent to a two-year contract.
- July 3** Signed C Trevor Frischmon to a one-year, two-way NHL/AHL contract.
- July 3** Signed LW Rick Nash to an eight-year contract extension.
- July 6** Signed C Pascal Pelletier to a one-year, two-way NHL/AHL contract.

HISTORY



July 10 Re-signed D Jonathan Sigalet to a two-year, two-way NHL/AHL contract.
July 14 Signed D Mathieu Roy to a one-year, two-way NHL/AHL contract.
July 21 Re-signed RW Mike Blunden to a one-year, two-way NHL/AHL contract.
July 21 Signed D John Moore to a three-year entry level contract.
July 22 Re-signed D Marc Methot to a two-year contract.
July 28 Re-signed G Dan LaCosta to a one-year, two-way NHL/AHL contract.
Sept. 9 Re-signed LW Alexandre Picard to a one-year contract.
Sept. 12 Re-signed RW Derek Dorsett to a two-year contract extension.
Sept. 15 Re-signed C Antoine Vermette to a five-year contract extension.
Sept. 28 Acquired D Anton Stralman from Calgary for a third round pick in the 2010 NHL Draft.
Oct. 8 Acquired LW Jordan LaVallee-Smotherman from Atlanta for future considerations.
Oct. 20 Acquired D Michael Ratchuk from Philadelphia for RW Stefan Legein.
Dec. 8 Acquired D Brandon Bell and F Tomas Kana from St. Louis for F Pascal Pelletier.
Dec. 28 Acquired D Milan Jurcina and RW Chris Clark from Washington for LW Jason Chimera.

2010

Mar. 1 Acquired C Greg Moore from the NY Islanders in exchange for D Dylan Reese.
Mar. 3 Acquired a conditional sixth round pick in the 2010 NHL Draft from Washington for D Milan Jurcina.
Mar. 3 Acquired D Nathan Paetsch and a second round pick in the 2010 NHL Draft from Buffalo for LW Raffi Torres.
Mar. 3 Acquired a conditional seventh round pick in the 2010 NHL Draft from Los Angeles for LW Fredrik Modin.
Mar. 3 Acquired C Chad Kolarik from Phoenix for LW Alexander Picard.
Mar. 3 Acquired the rights to C Matt Rust from Florida for D Mathieu Roy.
Mar. 18 Signed LW Matt Calvert to a three-year entry level contract.
Apr. 12 Signed D Theo Ruth to a three-year entry level contract.
Apr. 29 Signed D Cody Goloubef to a three-year entry level contract.
May 5 Signed G Gustaf Wesslau to a one-year, two-way NHL/AHL contract.
May 6 Signed D Steven Delisle to a three-year entry level contract.
May 18 Signed RW Tomas Kubalik to a three-year entry level contract.
June 3 Signed D David Savard to a three-year entry level contract.
June 9 Re-signed C Tomas Kana to a one-year, two-way, entry level contract.
June 30 Claimed LW Ethan Moreau off waivers from Edmonton.
July 1 Re-signed C Derek MacKenzie to a two-year, two-way NHL/AHL contract.
July 2 Re-signed C Trevor Frischmon to a one-year, two-way contract.
July 2 Signed D Nate Guenin as a free agent, to a one-year, two-way contract.
July 2 Signed C Kyle Wilson as a free agent, to a one-year, two-way contract.
July 7 Signed G David LeNeveu as a free agent, to a one-year, two-way contract.
July 13 Re-signed RW Jared Boll to a two-year contract.
July 15 Re-signed LW Tom Sestito to a one-year, two-way NHL/AHL contract.
July 16 Re-signed C Chad Kolarik to a one-year two-way NHL/AHL contract.
July 22 Re-signed D Grant Clitsome to a one-year two-way NHL/AHL contract.
July 28 Re-signed D Anton Stralman to a one-year contract.
Aug. 10 Re-signed RW Mike Blunden to a one-year two-way NHL/AHL contract.
Aug. 18 Signed RW Ben Guite as a free agent to a one-year contract.
Sept. 9 Signed C Ryan Johansen to a three-year entry level contract.
Sept. 20 Signed G Steve Mason to two-year contract extension.
Oct. 7 Signed F Oliver Gabriel as a free agent to a three-year entry level contract.

2011

Jan. 4 Acquired C Trevor Smith from Anaheim in exchange for D Nate Guenin.
Feb. 26 Claimed D Craig Rivet off waivers from Buffalo.
Feb. 28 Acquired LW Scottie Upshall and D Sami Lepisto from Phoenix in exchange for D Rostislav Klesla and C Dane Byers.
Feb. 28 Acquired RW Greg Moore and the rights to C Michael Chaput from Philadelphia in exchange for LW Tom Sestito.
Mar. 1 Acquired RW Petr Kalus from Minnesota in exchange for future considerations.
Mar. 17 Signed D Anton Blomqvist to a three-year entry level contract.
Mar. 27 Signed RW Cam Atkinson to a two-year entry level contract.
Mar. 29 Signed G Allen York to a two-year entry level contract.
June 10 Re-signed D Grant Clitsome to a two-year contract.
June 20 Re-signed D Nick Holden to a one-year, two-way NHL/AHL contract.
June 23 Acquired C Jeff Carter from Philadelphia in exchange for RW Jakub Voracek and first and third round picks in the 2011 NHL Draft.

June 25 Acquired a third round pick in the 2011 NHL Draft from Ottawa in exchange for LW Nikita Filatov.
June 29 Acquired rights to D James Wisniewski from Montreal in exchange for a seventh round pick in the 2012 NHL Draft (became fifth round pick when Wisniewski signed with CBJ).
June 29 Re-signed RW Mike Blunden to a one-year, two-way NHL/AHL contract.
July 1 Signed D James Wisniewski to a six-year contract.
July 1 Signed G Mark Dekanich as a free agent to a one-year contract.
July 1 Signed G Curtis Sanford to a one-year, two-way NHL/AHL contract.
July 1 Signed D Dalton Prout to a three-year entry level contract.
July 1 Signed C Andrew Joudrey to a two-year, two-way NHL/AHL contract.
July 1 Signed C Nick Drazenovic to a one-year, two-way NHL/AHL contract.
July 4 Signed LW Alexandre Giroux to a one-year, two-way NHL/AHL contract.
July 5 Signed D Aaron Johnson to a one-year, two-way NHL/AHL contract.
July 5 Re-signed D Marc Methot to a four-year contract.
July 6 Signed D Radek Martinek as a free agent, to a one-year contract.
July 7 Acquired C Ryan Russell from Montreal in exchange for RW Mike Blunden.
July 7 Signed LW Dane Byers to a one-year, two-way NHL/AHL contract.
July 7 Signed C Martin St. Pierre to a one-year, two-way NHL/AHL contract.
July 13 Signed C Cody Bass as a free agent to a one-way, NHL/AHL contract.
July 23 Signed C/LW Vinny Prospal as a free agent to a one-year contract.
Aug. 8 Signed LW Dalton Smith to a three-year, entry level contract.
Aug. 8 Signed RW Ryan Russell to a one-year, two-way NHL/AHL contract.
Aug. 31 Re-signed D Fedor Tyutin to a six-year contract.
Nov. 8 Acquired C Mark Letestu from Pittsburgh in exchange for a fourth round pick in the 2012 NHL Draft.
Nov. 11 Acquired D Nikita Nikitin from St. Louis in exchange for D Kris Russell.

2012

Jan. 14 Claimed LW Colton Gillies off waivers from Minnesota.
Jan. 19 Signed D Brett Lebda to a one-year contract.
Feb. 8 Signed LW Vinny Prospal to one-year contract extension.
Feb. 22 Acquired a 2012 second round pick, conditional 2013 fifth round pick and G Curtis McElhinney from Phoenix in exchange for C Antoine Vermette.
Feb. 23 Acquired D Jack Johnson and a 2012 or 2013 conditional first round pick from Los Angeles in exchange for C Jeff Carter.



Feb. 25 Claimed C Darryl Boyce off waivers from Toronto.
Feb. 27 Announced D Grant Clitsome was claimed off waivers by Winnipeg.
Feb. 27 Acquired two fourth round picks in the 2012 NHL Draft and D Taylor Ellington from Vancouver in exchange for C Samuel Pahlsson.
Mar. 28 Signed G Shawn Hunwick to an amateur tryout contract.
Mar. 29 Signed C Sean Collins to a two-year entry level contract.
Mar. 29 Signed G Shawn Hunwick to a one-year contract.
Apr. 6 Signed D Will Weber to a two-year entry level contract.
Apr. 12 Signed LW Jake Hansen to a two-year entry level contract.
Apr. 25 Signed C Nick Drazenovic to a one-year, two-way NHL/AHL contract.
Apr. 28 Signed C Michael Chaput to a three-year entry level contract.
May 19 Signed D Austin Madaisky to a three-year entry level contract.
May 23 Re-signed RW Derek Dorsett to a three-year contract.
May 24 Re-signed C Ryan Russell to a one-year, two-way NHL/AHL contract.
May 31 Re-signed C Derek MacKenzie to a two-year contract.
June 20 Acquired G Sergei Bobrovsky from Philadelphia in exchange for 2012 second and fourth round picks and 2013 fourth round pick.
June 28 Re-signed D Nikita Nikitin to a two-year contract.
June 30 Re-signed RW Jared Boll to a two-year contract.



ALL-TIME TRANSACTIONS

- June 30** Re-signed D Nick Holden to a one-year, two-way NHL/AHL contract.
- July 1** Re-signed G Curtis McElhinney to a one-year, two-way NHL/AHL contract.
- July 1** Signed LW Jonathan Audy-Marchessault to a three-year entry level contract.
- July 1** Acquired LW Nick Foligno from Ottawa in exchange for D Marc Methot.



- July 1** Signed D Adrian Aucoin as a free agent to a one-year contract.
- July 6** Re-signed LW Nick Foligno to a three-year contract.
- July 23** Acquired C Artem Anisimov, C Brandon Dubinsky, D Tim Erixon and a 2013 first round pick from NY Rangers in exchange for LW Rick Nash, D Steven Delisle and a 2013 conditional third round pick.
- July 24** Signed D Ryan Murray to a three-year entry level contract.

2013

- Mar. 10** Acquired RW Spencer Machacek from Winnipeg in exchange for RW Tomas Kubalik.
- Mar. 12** Acquired RW Matt Ford from Philadelphia in exchange for future considerations.
- Apr. 2** Re-signed C Mark Letestu to a two-year contract extension.
- Apr. 3** Acquired RW Marian Gaborik, D Steven Delisle and D Blake Parlett from NY Rangers in exchange for C Derek Dorsett, C Derick Brassard, D John Moore and a sixth round selection at the 2013 NHL Draft.
- Apr. 3** Acquired LW Blake Comeau from Calgary in exchange for a fifth round selection at the 2013 NHL Draft.
- Apr. 3** Acquired G Michael Leighton and a fifth round selection at the 2015 NHL Draft from Philadelphia in exchange for G Steve Mason.
- Apr. 3** Acquired G Patrick Killeen from Pittsburgh in exchange for future considerations.
- Apr. 10** Signed C Lukas Sedlak to a three-year, entry-level contract.
- Apr. 23** Re-signed LW Matt Calvert to a two-year contract extension.
- Apr. 26** Re-signed RW Cam Atkinson to a two-year contract extension.
- May 24** Signed G Curtis McElhinney to a one-year contract.
- May 24** Signed D Ilari Melart to a one-year entry level contract.
- May 28** Signed G Anton Forsberg to a three-year, entry level contract.
- June 26** Re-signed C Artem Anisimov to a three-year contract extension.
- July 1** Re-signed G Sergei Bobrovsky to a two-year contract extension.
- July 5** Signed RW Nathan Horton to a seven-year contract.
- July 5** Signed G Jeremy Smith to a one-year, two-way NHL/AHL contract.
- July 5** Signed RW Cody Bass to a one-year, two-way NHL/AHL contract.
- July 5** Signed RW Blake Comeau to a one-year contract extension.
- July 5** Signed C Ryan Craig to a two-year, two-way NHL/AHL contract.
- July 5** Signed G Mike McKenna to a one-year, two-way NHL/AHL contract.
- July 5** Signed D Thomas Larkin to a two-year entry level contract.
- July 6** Signed D Patrick McNeill to a one-year, two-way NHL/AHL contract.
- July 7** Signed RW Jack Skille to a one-year, two-way NHL/AHL contract.
- July 7** Signed D Frederic St. Denis to a one-year, two-way NHL/AHL contract.
- July 15** Re-signed D David Savard to a one-year, two-way NHL/AHL contract extension.
- July 19** Re-signed D Blake Parlett to a one-year, two-way NHL/AHL contract extension.
- July 19** Re-signed RW Spencer Machacek to a one-year, two-way NHL/AHL contract.
- July 25** Re-signed D Cody Goloubef to a one-year, two-way NHL/AHL contract extension.
- Nov. 5** Signed RW Josh Anderson to a three-year, entry-level contract.
- Nov. 28** Claimed RW Corey Tropp off waivers from Buffalo.
- Dec. 26** Signed RW Oliver Bjorkstrand to three-year, entry-level contract.
- Dec. 31** Signed LW Kerby Rychel to three-year, entry-level contract.

2014

- Feb. 6** Acquired F Paul Thompson from Pittsburgh in exchange for F Spencer Machacek.

- Feb. 7** Acquired F Carter Camper from Boston in exchange for D Blake Parlett.
- Mar. 5** Acquired F Matt Frattin and two conditional draft picks from Los Angeles in exchange for F Marian Gaborik.
- Mar. 5** Acquired D Nick Schultz from Edmonton in exchange for a fifth round pick in the 2014 NHL Draft.
- Mar. 5** Acquired D Matt Taormina and F Dana Tyrell from Tampa Bay in exchange for F Jonathan Marchessault and F Dalton Smith.
- Mar. 14** Signed F Marko Dano to a three-year, entry-level contract.
- Mar. 21** Signed G Joonas Korhonen to three year, entry-level contract.
- Apr. 1** Signed F T.J. Tynan to a two-year, entry-level contract.
- May 8** Signed F Oscar Dansk to a three-year, entry-level contract.
- May 16** Signed F Alexander Wennberg to a three-year, entry-level contract.
- May 30** Signed F Daniel Zaar to a three-year, entry-level contract.
- June 4** Signed F Simon Hjalmarsson to a one-year, two-way NHL/AHL contract.
- June 23** Acquired F Scott Hartnell from Philadelphia in exchange for F R.J. Umberger and a fourth round pick in the 2015 NHL Draft.
- June 23** Signed G Curtis McElhinney to a one-year contract.
- June 28** Signed D Dalton Prout to a two-year contract.
- July 1** Acquired F Jerry D'Amigo and a conditional draft pick from Toronto in exchange for F Matt Frattin.
- July 1** Signed D Frédéric St-Denis to a one-year, two-way NHL/AHL contract.
- July 4** Signed F Brian Gibbons to a one-year, two-way NHL/AHL contract.
- July 5** Signed D David Savard to a two-year contract.
- July 7** Signed F Corey Tropp to a two-year contract.
- July 7** Signed D Cody Goloubef to a one-year, two-way NHL/AHL contract.
- July 8** Signed F Sean Collins to a one-year, two-way NHL/AHL contract.
- July 9** Signed D Will Weber to a one-year, two-way NHL/AHL contract.
- July 11** Signed F Brandon Dubinsky to six-year extension.
- July 15** Signed D Tim Erixon to a one-year contract.
- July 28** Signed F Dana Tyrell to a one-year, two-way NHL/AHL contract.
- July 29** Signed F Jerry D'Amigo to a one-year, two-way NHL/AHL contract.
- Sept. 11** Signed F Sonny Milano to a three-year, entry level contract.
- Oct. 2** Claimed RW Jack Skille off waivers from NY Islanders.
- Oct. 6** Signed C Ryan Johansen to a three-year contract.
- Oct. 7** Claimed F Adam Cracknell off waivers from Los Angeles.
- Nov. 15** Acquired D Jordan Leopold from St. Louis in exchange for a 2016 fifth round draft pick.
- Nov. 18** Claimed D Kevin Connauton off waivers from Dallas.
- Dec. 14** Acquired LW Jeremy Morin from Chicago in exchange for D Tim Erixon.
- Dec. 16** Acquired C Luke Adam from Buffalo in exchange for F Jerry D'Amigo.
- Dec. 31** Re-signed LW Nick Foligno to a six-year contract.

2015

- Jan. 9** Re-signed G Sergei Bobrovsky to a four-year contract.
- Feb. 26** Acquired RW David Clarkson from Toronto in exchange for RW Nathan Horton.
- Feb. 26** Traded F Adam Cracknell to St. Louis in exchange for future considerations.
- Mar. 1** Signed D Dillon Heatherington to a three-year, entry level contract.
- Mar. 2** Acquired C William Karlsson, LW Rene Bourque and a 2015 second round pick from Anaheim in exchange for D James Wisniewski and a 2015 third round pick.
- Mar. 2** Acquired D Justin Falk and a 2015 fifth round pick from Minnesota in exchange for D Jordan Leopold.
- Mar. 2** Re-signed RW Cam Atkinson to a three-year contract.
- Mar. 6** Signed F Nick Moutrey to a three-year, entry level contract.
- Apr. 20** Signed F Markus Hannikainen to a two-year, entry level contract.
- May 28** Re-signed D Cody Goloubef to a two-year contract.
- May 29** Re-signed D Justin Faulk to a one-year, two-way NHL/AHL contract.
- June 1** Signed D Blake Siebenaler to a three-year, entry level contract and D Dean Kukan to a two-year, entry level contract.
- June 8** Re-signed D Austin Madaisky to a one-year, two-way NHL/AHL contract.
- June 24** Re-signed G Curtis McElhinney to a two-year contract.
- June 30** Acquired the rights to LW Brandon Saad along with D Michael Paliotta and C Alex Broadhurst from Chicago in exchange for C Artem Anisimov, C Marko Dano, LW Corey Tropp, LW Jeremy Morin and a fourth round pick in the 2016 NHL Draft.
- July 1** Signed C Gregory Campbell to a two-year contract.
- July 2** Signed D Andrew Bodnarchuk to a one-year, two-way NHL/AHL contract.
- July 2** Signed D Jaime Sifers to a two-year, two-way NHL/AHL contract.
- July 2** Signed LW Brett Gallant to a two-year, two-way NHL/AHL contract.
- July 3** Signed D John Ramage to a one-year, two-way NHL/AHL contract.
- July 3** Signed LW Brandon Saad to a six-year contract.



July 7 Signed F Kole Sherwood to a three-year, entry level contract.
July 9 Re-signed LW Matt Calvert to a three-year contract.
July 23 Re-signed C Michael Chaput to a one-year, two-way NHL/AHL contract.
Aug. 20 Signed LW Paul Bittner to a three-year, entry level contract.
Sept. 8 Signed D David Savard to a five-year contract extension.
Oct. 1 Signed D Oleg Yevenko to a one-year, two-way NHL/AHL contract.

2016

Jan. 5 Announced D Andrew Bodnarchuk was claimed off waivers by Colorado.
Jan. 6 Acquired D Seth Jones from Nashville in exchange for C Ryan Johansen.
Jan. 13 Announced D Kevin Connauton was claimed off waivers by Arizona.
Feb. 11 Signed D Ryan Murray to a two-year contract extension.
Feb. 29 Signed LW Boone Jenner to a two-year contract extension.
Mar. 1 Signed D John Ramage to a two-year two-way NHL/AHL contract extension.
Mar. 7 Signed D Oleg Yevenko to a one-year two-way NHL/AHL contract extension.
Mar. 21 Signed C Jordan Maletta to a three-year, entry level contract.
Mar. 25 Signed D Dalton Prout to a two-year, contract extension.
Mar. 29 Signed D Zach Werenski to a three-year, entry level contract.



Apr. 15 Signed C Justin Scott to three-year, entry level contract.
Apr. 19 Signed D Gabriel Carlsson to a three-year, entry level contract.
May 3 Signed D Markus Nutivaara to a two-year, entry level contract.
May 25 Signed C Lukas Sedlak to a one-year, two-way NHL/AHL contract extension.
June 17 Signed G Anton Forsberg to a one-year, two-way NHL/AHL contract extension.
June 23 Signed C William Karlsson to a two-year contract extension.
June 25 Acquired D Scott Harrington from Toronto in exchange for F Kerby Rychel.
June 29 Signed D Seth Jones to a six-year contract extension.
June 29 Announced the buyout of D Fedor Tyutin.
July 1 Announced the buyout of RW Jared Boll.
July 1 Signed C/LW Pierre-Luc Dubois to a three-year, entry level contract.
July 1 Signed C Dante Salituro to a three-year, entry level contract.
July 5 Signed D Jacob Graves to a three-year, entry level contract.
July 25 Signed C T.J. Tynan, C Alex Broadhurst and D Scott Harrington to one-year, two-way NHL/AHL contracts.
Aug. 1 Signed C Sam Gagner to a one-year contract.
Nov. 28 Acquired D Ryan Stanton from Colorado in exchange for D Cody Goloubef.
Dec. 23 Signed RW Vitaly Abramov to a three-year, entry level contract.
Dec. 30 Signed C Calvin Thurkauf to a three-year, entry level contract.

2017

Jan. 10 Announced G Curtis McElhinney was claimed off waivers by Toronto.
Feb. 27 Claimed C Zac Dalpe off waivers from Minnesota.
Feb. 28 Signed D Marc-Andre Bergeron to a one-year, two-way NHL/AHL contract.
Mar. 1 Acquired D Kyle Quincey from New Jersey in exchange for D Dalton Prout.
Mar. 1 Acquired LW Lauri Kopikowski from Dallas in exchange for D Dillon Heatherington.
Mar. 16 Signed C Sam Vigneault to a two-year, entry level contract beginning with the 2017-18 season.
Mar. 21 Signed C Lukas Sedlak to a two-year contract extension.
Mar. 21 Signed D Scott Harrington to a two-year contract extension.
Mar. 21 Signed LW Markus Hannikainen to a two-year contract extension.
Apr. 5 Signed D Ryan Collins to a three-year, entry level contract.
May 23 Signed C Kevin Stenlund to a three-year, entry level contract.
May 25 Signed G Matiss Kivlenieks to a three-year, entry level contract.
May 31 Transferred club's second round pick in 2017 NHL Draft to Vancouver for hiring John Tortorella as head coach in October 2015.
June 9 Re-signed C Zac Dalpe to a two-year, two-way NHL/AHL contract.

June 9 Re-signed D Dean Kukan to a one-year, two-way NHL/AHL contract.
June 9 Re-signed G Joonas Korpiälö to a two-year contract.
June 21 In exchange for selecting F William Karlsson in the 2017 NHL Expansion Draft, the Jackets traded their 2017 first round pick, 24th overall, a second round pick in the 2019 NHL Draft and F David Clarkson to the Vegas Golden Knights. Re-signed C Alex Broadhurst to a one-year, two-way NHL/AHL contract.
June 22 Acquired LW Artemi Panarin, LW Tyler Motte and a 2017 sixth round pick from Chicago in exchange for LW Brandon Saad, G Anton Forsberg and a 2018 fifth round selection.
June 23 Acquired LW Jordan Schroeder from Minnesota in exchange for C Dante Salituro.
June 27 Signed LW Jordan Schroeder to a two-year contract.
July 29 Announced the buyout of LW Scott Hartnell.
July 1 Signed D Cameron Gaunce to a two-year, two-way NHL/AHL contract.
July 1 Signed D Andre Benoit to a one-year, two-way NHL/AHL contract.
Sept. 1 Signed C Alexander Wennberg to a six-year contract.
Oct. 3 Signed RW Josh Anderson to a three-year contract.
Nov. 5 Signed RW Maxime Fortier to a three-year entry-level contract.
Nov. 17 Signed RW Cam Atkinson to a seven-year contract extension.

2018

Jan. 17 Claimed F Jussi Jokinen off waivers from Los Angeles.
Jan. 22 Traded D John Ramage to Arizona in exchange for future considerations.
Jan. 22 Acquired G Jeff Zatkoff from Los Angeles in exchange for future considerations.
Jan. 24 Signed F Nathan Gerbe to a one-year, two-way NHL/AHL contract for the rest of the 2017-18 campaign.
Feb. 21 Claimed D Taylor Chorney off waivers from Washington.
Feb. 25 Acquired C Mark Letestu from Nashville in exchange for a 2018 fourth round draft pick.
Feb. 26 Acquired D Ian Cole from Ottawa in exchange for F Nick Moutrey and a 2020 third round draft pick.
Feb. 26 Acquired C Ryan Kujawinski from Arizona in exchange for C Jordan Maletta and assigned to Cleveland (AHL).
Feb. 26 Acquired LW Thomas Vanek from Vancouver in exchange for F Jussi Jokinen and C Tyler Motte.
Mar. 14 Signed D Dean Kukan to a two-year contract extension.
Mar. 15 Signed F Nathan Gerbe to a two-year, two-way NHL/AHL contract extension.
Mar. 26 Signed LW Eric Robinson to a two-year, entry level contract.
Mar. 29 Signed D Markus Nutivaara to a four-year contract extension.
May 4 Signed RW Jonathan Davidsson to a three-year, entry level contract.
May 22 Signed C Alexandre Texier to a three-year, entry level contract.
June 18 Signed C Alex Broadhurst to a one-year, two-way NHL/AHL contract extension.
June 27 Acquired G J-F Berube from Chicago in exchange for C Jordan Schroeder.
July 1 Signed D Tommy Cross and D Adam Clendening to one-year, two-way NHL/AHL contracts.
July 1 Signed C Riley Nash to a three-year contract.
July 1 Signed D Dillon Simpson to a two-year, two-way NHL/AHL contract.
July 5 Signed LW Boone Jenner to a four-year contract extension.
July 6 Signed LW Anthony Duclair to a one-year contract.
July 14 Signed D Ryan Murray to a one-year, qualifying offer contract extension.
July 15 Signed RW Oliver Bjorkstrand to a three-year contract extension.
July 18 Acquired C Ryan MacInnis from Arizona in exchange for D Jacob Graves and a conditional pick in the 2019 NHL Draft.
July 30 Signed C Liam Foudy to a three-year, entry level contract.
Sept. 27 Signed C Mark Letestu to a one-year, two-way NHL/AHL contract.
Sept. 27 Signed D Michael Prapavessis to a two-year entry level contract.

2019

Feb. 11 Traded D Blake Siebenaler to Pittsburgh in exchange for a conditional pick in the 2019 NHL Draft.
Feb. 22 Acquired C Matt Duchene and D Julius Bergman from Ottawa in exchange for conditional first round picks in the 2019 and 2020 NHL Drafts, RW Vitaly Abramov and RW Jonathan Davidsson.
Feb. 23 Acquired LW Ryan Dzingel and a 2019 seventh round draft pick from Ottawa in exchange for LW Anthony Duclair and second round picks in the 2020 and 2021 NHL Drafts.
Feb. 25 Acquired G Keith Kinkaid from New Jersey in exchange for a fifth round pick in the 2022 NHL Draft.
Feb. 25 Traded C Alex Broadhurst to Winnipeg in exchange for future considerations.



ALL-TIME TRANSACTIONS

- Feb. 25** Acquired D Adam McQuaid from the New York Rangers in exchange for D Julius Bergman along with 2019 fourth and seventh round selections.
- Feb. 27** Signed F Zac Dalpe to a two-year, two-way NHL/AHL contract extension.
- Mar. 15** Signed RW Trey Fix-Wolansky to a three-year entry level contract.
- Mar. 20** Signed G Elvis Merzlikins to a one-year entry level contract.
- Apr. 1** Signed D Andrew Peeke to a three-year entry level contract.
- Apr. 13** Signed D Vladislav Gavrikov to a two-year entry level contract.
- May 4** Signed G Daniil Tarasov to a three-year entry level contract.
- May 14** Signed RW Emil Bemstrom to a three-year entry level contract.
- May 15** Signed G Elvis Merzlikins to a one-year contract extension.




- June 4** Signed G Veini Vehvilainen to a two-year entry level contract.
- June 15** Signed LW Jakob Lilja to a one-year entry level contract.
- June 17** Re-signed LW Markus Hannikainen to a one-year contract.
- June 25** Re-signed D Adam Clendening to a two-year contract extension with a two-way contract for 2019-20 season and a one-way deal in 2020-21.
- June 29** Re-signed D Doyle Somerby to a one-year two-way NHL/AHL contract extension.
- July 1** Re-signed G Joonas Korpiasalo to a one-year contract extension.
- July 1** Re-signed D Ryan Murray to a two-year contract extension.
- July 1** Signed F Gustav Nyquist to a four-year contract.
- July 5** Signed D Scott Harrington to a three-year contract extension.
- July 10** Signed C Justin Scott to a one-year, two-way NHL/AHL contract extension.
- July 15** Signed LW Sonny Milano to a one-year, two-way NHL/AHL contract extension.
- July 16** Signed C Ryan MacInnis to a one-year, two-way NHL/AHL contract extension.
- Aug. 8** Signed C Marko Dano to a one-year, two-way NHL/AHL contract.
- Sept. 9** Signed RFA D Zach Werenski to a three-year contract extension.

2020

- Jan. 27** Signed LW Eric Robinson to a two-year contract extension through 2021-22 NHL season.
- Feb. 2** Signed LW Nathan Gerbe to two-year, two-way NHL/AHL contract extension through 2021-22 season.
- Feb. 7** Signed D Dean Kukan to two-year contract extension.
- Feb. 19** Signed Stefan Matteau to a two-year, two-way NHL/AHL contract through 2020-21.
- Feb. 24** Acquired C Devin Shore from Anaheim in exchange for LW Sonny Milano.
- Feb. 24** Acquired a conditional seventh round pick in the 2020 NHL Draft from Arizona in exchange for LW Markus Hannikainen.
- Mar. 4** Signed D Jake Christiansen to a three-year entry level contract.
- Apr. 2** Signed D Tim Berni to three-year entry level contract.
- Apr. 17** Signed G Joonas Korpiasalo to two-year contract extension.
- Apr. 23** Signed G Elvis Merzlikins to two-year contract extension.
- July 13** Signed F Mikhail Grigorenko to a one-year contract.
- Oct. 4** Signed RW Kale Sherwood to a one-year, two-way NHL/AHL contract extension.
- Oct. 6** Acquired C Max Domi along with a 2020 third round pick from Montreal in exchange for RW Josh Anderson
- Oct. 7** Signed C Max Domi to a two-year contract extension through 2021-22.
- Oct. 8** Acquired RW Cliff Pu from Florida in exchange for D Markus Nutivaara.
- Oct. 8** Signed G Matiss Kivlenieks to a two-year, two-way NHL/AHL contract extension.
- Oct. 8** Acquired a 2021 fifth round pick from New Jersey in exchange for D Ryan Murray.
- Oct. 9** Announced the buyout of C Alexander Wennberg.
- Oct. 9** Signed D Gavin Bayreuther to a one-year, two-way NHL/AHL contract.
- Oct. 9** Signed C Mikko Koivu to a one-year contract.
- Oct. 10** Signed D Gabriel Carlsson to two-year contract extension.
- Oct. 16** Signed C Ryan MacInnis to a one-year, two-way contract extension.
- Nov. 5** Signed Vladislav Gavrikov to a three-year contract extension.
- Dec. 31** Signed C Pierre-Luc Dubois to a two-year contract extension.

2021

- Jan. 6** Signed RW Oliver Bjorkstrand to a five-year contract extension.
- Jan. 9** Signed G Cam Johnson to a one-year, two-way NHL/AHL contract.
- Jan. 10** Signed D Michael Del Zotto to a one-year, two-way NHL/AHL contract.
- Jan. 23** Acquired RW Patrik Laine and C Jack Roslovic from Winnipeg in exchange for C Pierre-Luc Dubois and 2022 third round pick.
- Feb. 9** C Mikko Koivu announces retirement following 16-year playing career.
- Feb. 13** Acquired LW Gregory Hofmann from Carolina in exchange for a 2022 seventh round pick.
- Mar. 12** Acquired D Mikko Lehtonen from Toronto in exchange for G Veini Vehvilainen.
- Mar. 14** Signed C Josh Dunne to two-year entry level contract beginning in 2020-21.
- Mar. 29** Signed C Tyler Angle to three-year entry level contract.
- Apr. 9** Acquired a conditional 2022 seventh round pick from Toronto in exchange for C Riley Nash.
- Apr. 10** Acquired a 2021 first round pick and 2022 third round pick from Tampa Bay in exchange for D David Savard.
- Apr. 11** Acquired a 2021 first round selection and 2022 fourth round pick from Toronto in exchange for F Nick Foligno.
- Apr. 17** Signed F Carson Meyer to a one-year entry level contract.
- May 2** Signed RW Yegor Chinakhov to a three-year entry level contract.
- May 3** Signed F Justin Danforth to a one-year contract for the 2021-22 NHL season.
- June 9** Signed D Samuel Knazko to a three-year entry level contract.
- June 14** Signed LW Gregory Hofmann to a one-year contract for the 2021-22 NHL season.
- June 17** Re-signed C Kevin Stenlund to a one-year contract for the 2021-22 NHL season.
- July 16** Re-signed G Cam Johnson to a one-year, two-way NHL/AHL contract.
- July 23** Acquired D Adam Boqvist, 2021 first and second round picks and 2022 first round pick from Chicago in exchange for D Seth Jones, 2021 first round pick and 2022 sixth round pick.
- July 23** Acquired D Jake Bean from Carolina in exchange for 2021 second round selection.
- July 24** Acquired RW Jakub Voracek from Philadelphia in exchange for RW Cam Atkinson.
- July 28** Signed C Boone Jenner to four-year contract extension through 2025-26.
- July 28** Signed LW Patrik Laine to one-year contract extension.
- July 28** Signed LW Eric Robinson to two-year contract extension through 2023-24.
- July 28** Signed D Gavin Bayreuther to two-year contract.
- July 28** Signed F Tyler Sikura to one-year, two-way NHL/AHL contract.
- July 28** Signed C Sean Kuraly to four-year contract through 2024-25.



- July 28** Signed C Alexandre Texier to two-year contract extension.
- July 29** Signed D Jake Bean to three-year contract.
- July 29** Signed D Zach Werenski to six-year contract extension through 2027-28 season.
- July 30** Signed F Brendan Gaunce to one-year, two-way NHL/AHL contract.
- July 30** Signed D Mikko Lehtonen to one-year contract.
- Aug. 9** Signed D Andrew Peeke to two-year contract extension.
- Aug. 13** Signed F Zac Rinaldo to a one-year, two-way NHL/AHL contract.
- Aug. 13** Signed D Stanislav Svozil to a three-year entry level contract.
- Aug. 16** Signed D Ole Julian Bjorgvik-Holm to a three-year entry level contract.
- Aug. 18** Signed C Cole Sillinger to a three-year entry level contract.
- Sept. 21** Signed G Elvis Merzlikins to a five-year contract extension through the 2026-27 season.
- Sept. 30** Signed G Jean-Francois Berube to a one-year, two-way NHL/AHL contract for the 2021-22 season.
- Oct. 13** Terminated the contract of D Mikko Lehtonen.

2022

- Jan. 14** Terminated the contract of F Gregory Hofmann.
- Feb. 20** Signed G Jet Greaves to three-year entry level contract through 2023-24.



- Mar. 7** Signed D Billy Sweezey to two-year, two-way NHL/AHL contract beginning in 2022-23 season.
- Mar. 8** Signed LW Justin Danforth to a two-year contract extension.
- Apr. 8** Signed C Kent Johnson to a three-year, entry level contract.
- Apr. 8** Signed D Nick Blankenburg to a one-year, entry level contract.
- May 2** Signed W Kirill Marchenko to a two-year, entry level contract.
- May 5** Signed LW Mikael Pyyhtia to a three-year, entry level contract.
- May 20** Signed G Joonas Korpisalo to a one-year contract extension.
- May 24** Signed D Marcus Bjork to a one-year, entry level contract.
- June 1** Signed F Joonas Luoto to a one-year, two-way NHL/AHL contract.
- June 7** Signed C Jack Roslovic to a two-year contract extension.
- June 15** Signed G Daniil Tarasov to a three-year contract extension.
- June 17** Signed C Liam Fouly to a two-year contract extension.
- June 18** Signed C Brendan Gaunce to a two-year, two-way NHL/AHL contract extension.
- June 30** Acquired RW Mathieu Olivier from Nashville in exchange for a 2022 fourth round pick previously acquired from Toronto.
- July 1** Signed C Josh Dunne to a one-year, two-way NHL/AHL contract extension.
- July 2** Signed RW Carson Meyer to a one-year, two-way NHL/AHL contract extension.
- July 6** Signed D Adam Boqvist to a three-year contract extension.
- July 13** Signed D David Jiricek and D Denton Mateychuk to three-year, entry level contracts.
- July 13** Signed D Erik Gudbranson to a four-year contract through 2025-26.
- July 13** Signed LW Johnny Gaudreau to a seven-year contract through 2028-29.



- July 15** Signed D Nick Blankenburg to a two-year contract.
- July 22** Signed LW Patrik Laine to a four-year contract through 2025-26.
- July 22** Acquired a 2023 third round selection (previously from Calgary) and 2023 fourth round pick (previously from Winnipeg) from Seattle in exchange for RW Oliver Bjorkstrand.
- July 23** Signed RW Trey Fix-Wolansky to a one-year, two-way NHL/AHL contract.
- Aug. 3** Signed RW Emil Bemstrom to a two-year contract.
- Sept. 28** Signed D Andrew Peeke to three-year contract extension.
- Oct. 2** Signed G Nolan Lalonde to a three-year, entry level contract.
- Nov. 25** Signed RW Jordan Dumais to a three-year, entry level contract.
- Dec. 1** Signed C Luca Del Bel Belluz and LW James Malatesta to three-year, entry level contracts.
- Dec. 19** Signed C Justin Richards to a one-year, two-way NHL/AHL contract for the rest of the 2022-23 season.

2023

- Jan. 28** Claimed C Lane Pederson off waivers from Vancouver.
- Feb. 28** Acquired a 2023 fifth round pick (orig. BOS) from Minnesota in exchange for LW Gustav Nyquist.
- Mar. 1** Acquired G Jonathan Quick, conditional 2023 first round pick and 2024 third round pick from Los Angeles in exchange for D Vladislav Gavrikov and G Joonas Korpisalo.
- Mar. 2** Acquired G Jon Gillies from Arizona in exchange for LW Jakub Voracek and a 2023 sixth round pick.
- Mar. 2** Acquired G Michael Hutchinson and a 2025 seventh round pick from Vegas in exchange for G Jonathan Quick.
- Mar. 7** Signed D Corson Ceulemans to a three-year, entry level contract beginning in 2023-24 season.
- Mar. 16** Signed RW Cameron Butler to a three-year, entry level contract beginning in the 2023-24 season.
- Mar. 20** Signed C Hunter McKown to a three-year, entry level contract beginning in 2022-23 season.

- May 4** Signed C Dmitri Voronkov to a two-year, entry level contract.
- June 5** Signed D Jake Christiansen to a one-year, two-way NHL/AHL contract extension.
- June 6** Acquired D Ivan Provorov as part of a three-team trade involving the Philadelphia Flyers and Los Angeles Kings in exchange for a first round pick, 22nd overall, in the 2023 NHL Draft, and a conditional second-round pick in either the 2024 or 2025 NHL Draft.
- June 9** Acquired D Damon Severson from the New Jersey Devils in exchange for a third round pick, 80th overall, in the 2023 NHL Draft.
- June 15** Signed C Josh Dunne to a one-year, two-way NHL/AHL contract extension.
- June 21** Signed RW Mathieu Olivier to a two-year contract extension through the 2024-25 NHL season.
- June 23** Signed RW Carson Meyer to a one-year, two-way NHL/AHL contract extension.
- June 27** Signed RW Trey Fix-Wolansky to a two-year, two-way NHL/AHL contract extension through the 2024-25 season.
- June 30** Signed D Marcus Bjork to a one-year, two-way NHL/AHL contract extension.
- July 1** Signed C Adam Fantilli to a three-year entry level contract.
- Sept. 29** Claimed G Spencer Martin off waivers from Vancouver.
- Oct. 11** Signed F Justin Danforth to a one-year contract extension through the 2024-25 season.
- Dec. 6** Acquired a conditional seventh round pick in the 2025 NHL Draft from Buffalo in exchange for LW Eric Robinson.

2024

- Feb. 22** Acquired LW Alex Nylander and a 2026 conditional sixth round pick from Pittsburgh in exchange for RW Emil Bemstrom.
- Mar. 1** Signed C Max McCue to three-year entry level contract beginning in 2024-25 season.
- Mar. 8** Acquired G Malcolm Subban from St. Louis in exchange for future considerations.
- Mar. 8** Acquired D Jakub Zboril and a 2027 third round pick from Boston in exchange for D Andrew Peeke.
- Mar. 8** Acquired a 2026 conditional fourth round pick from the NY Rangers in exchange for C Jack Roslovic.
- Apr. 15** Signed RW Gavin Brindley to a three-year entry level contract.
- June 21** Signed RW Yegor Chinakhov to a two-year contract extension through the 2025-26 NHL season.
- June 28** Acquired a 2025 fourth round pick from St. Louis in exchange for C Alexandre Texier.
- July 1** Signed C Sean Monahan to a five-year contract through the 2028-29 season.



- July 1** Signed D Cole Clayton to a one-year entry level contract.
- July 1** Signed C Owen Sillinger to a one-year, two-way NHL/AHL contract extension.
- July 2** Signed C Dylan Gambrell to a one-year, two-way NHL/AHL contract extension.
- July 3** Signed D Jack Johnson to a one-year contract.
- July 7** Signed G Zach Sawchenko to a one-year, two-way NHL/AHL contract extension.
- July 10** Signed D Jake Christiansen to a one-year, two-way NHL/AHL contract extension.
- July 13** Signed G Jet Greaves to a two-year contract through 2025-26.
- July 27** Signed C Kent Johnson to a three-year contract through 2026-27.
- July 28** Signed RW Kirill Marchenko to a three-year contract through 2026-27.
- Aug. 19** Acquired D Jordan Harris from the Montreal Canadiens in exchange for F Patrik Laine and a 2026 second round pick.
- Aug. 21** Signed C Cole Sillinger to a two-year contract through 2025-26.
- Sept. 15** Signed LW James van Riemsdyk to a one-year contract.
- Oct. 5** Signed RW Kevin Labanc to a one-year contract.
- Oct. 7** Claimed F Zach Aston-Reese off waivers from Vegas.



ALL-TIME CBJ REGISTER

LUKE ADAM, C

Acquired from Buffalo for LW Jerry D'Amigo on Dec. 16, 2014.

Year	GP	G	A	PTS	+/-	PIM
2014-15	3	0	0	0	0	4
Total	3	0	0	0	0	4

#25

KEVYN ADAMS, C

Selected in the Expansion Draft on June 23, 2000. Traded to Florida with a fourth round pick in 2001 Draft for LW Ray Whitney and future considerations on Mar. 13, 2001.

Year	GP	G	A	PTS	+/-	PIM
2000-01	66	8	12	20	-4	52
Total	66	8	12	20	-4	52

#42

JAMIE ALLISON, D

Acquired from Calgary for RW Blake Sloan on Mar. 19, 2002.

Year	GP	G	A	PTS	+/-	PIM
2001-02	7	0	0	0	-4	28
2002-03	48	0	1	1	-15	99
Total	55	0	1	1	-19	127

#33

JOSH ANDERSON, RW

Selected 95th overall in the 2012 Draft. Traded to Montreal for C Max Domi and a third round pick in the 2020 NHL Draft on Oct. 6, 2020.

Year	GP	G	A	PTS	+/-	PIM
2014-15	6	0	1	1	-1	2
2015-16	12	1	3	4	0	2
2016-17	78	17	12	29	12	89
2017-18	63	19	11	30	-1	42
2018-19	82	27	20	47	25	60
2019-20	26	1	3	4	-8	17
Total	267	65	50	115	27	212

#53, 34, 77

TYLER ANGLE, C

Selected 212th overall in the 2019 Draft.

Year	GP	G	A	PTS	+/-	PIM
2022-23	2	1	0	1	-2	0
2023-24	2	0	0	0	-1	0
Total	4	1	0	1	-3	0

#39

ARTEM ANISIMOV, C

Acquired from the NY Rangers with C Brandon Dubinsky, D Tim Erixon and a 2013 first round pick in exchange for LW Rick Nash, D Steven Delisle and a conditional third round entry draft pick on July 23, 2012. Traded to Chicago with C Marko Dano, LW Corey Tropp, LW Jeremy Morin and a fourth round pick in the 2016 Draft for LW Brandon Saad, D Michael Paliotta and C Alex Broadhurst on June 30, 2015.

Year	GP	G	A	PTS	+/-	PIM
2012-13	35	11	7	18	-6	12
2013-14	81	22	17	39	-2	20
2014-15	52	7	20	27	-6	8
Total	168	40	44	84	-14	40

#42



CAM ATKINSON, RW

Selected 157th overall in the 2008 Draft. Traded to Philadelphia in exchange for RW Jakub Voracek on July 24, 2021.

Year	GP	G	A	PTS	+/-	PIM
2011-12	27	7	7	14	1	14
2012-13	35	9	9	18	9	4
2013-14	79	21	19	40	-4	18
2014-15	78	22	18	40	-2	22
2015-16	81	27	26	53	-8	22
2016-17	82	35	27	62	13	22
2017-18	65	24	22	46	19	14
2018-19	80	41	28	69	3	20
2019-20	44	12	14	26	2	6
2020-21	56	15	19	34	-16	4
Total	627	213	189	402	17	146

#13

SERGE AUBIN, C/LW

Signed as a free agent on July 11, 2000.

Year	GP	G	A	PTS	+/-	PIM
2000-01	81	13	17	30	-20	107
2001-02	71	8	8	16	-20	32
Total	152	21	25	46	-40	139

#10

ADRIAN AUCOIN, D

Signed as a free agent on July 1, 2012.

Year	GP	G	A	PTS	+/-	PIM
2012-13	36	0	4	4	-8	16
Total	36	0	4	4	-8	16

#33

JONATHAN AUDY-MARCHESSAULT, C

Signed as a free agent on July 1, 2012.

Year	GP	G	A	PTS	+/-	PIM
2012-13	2	0	0	0	-1	0
Total	2	0	0	0	-1	0

#36

CHRISTIAN BACKMAN, D

Acquired with D Fedor Tyutin from the NY Rangers for RW Nikolai Zherdev and RW Dan Fritsche on July 2, 2008.

Year	GP	G	A	PTS	+/-	PIM
2008-09	56	2	5	7	5	32
Total	56	2	5	7	5	32

#5

JAROSLAV BALASTIK, LW

Selected 184th overall in the 2002 Draft.

Year	GP	G	A	PTS	+/-	PIM
2005-06	66	12	10	22	-1	26
2006-07	8	1	1	2	-3	4
Total	74	13	11	24	-4	30

#40

CODY BASS, C

Signed as a free agent on July 13, 2011.

Year	GP	G	A	PTS	+/-	PIM
2011-12	14	0	1	1	0	32
2013-14	1	0	0	0	0	5
Total	15	0	1	1	0	37

#32

GAVIN BAYREUTHER, D

Signed as a free agent on Oct. 9, 2020. Claimed by Seattle from Columbus in Expansion Draft on July 21, 2021. Signed as a free agent on July 28, 2021.

Year	GP	G	A	PTS	+/-	PIM
2020-21	9	1	0	1	-1	7
2021-22	43	0	8	8	0	22
2022-23	51	2	12	14	-18	23
Total	103	3	20	23	-19	52

#7, 5, 15

JAKE BEAN, D

Acquired from Carolina in exchange for a second round pick in the 2021 NHL Draft on July 23, 2021.

Year	GP	G	A	PTS	+/-	PIM
2021-22	67	7	18	25	-5	26
2022-23	14	1	5	6	-2	6
2023-24	72	4	9	13	-10	32
Total	153	12	32	44	-17	64

#22

FRANCOIS BEAUCHEMIN, D

Claimed off waivers from Montreal on Sept. 14, 2004. Traded to Anaheim with C Tyler Wright for C Sergei Fedorov and a fifth round pick in the 2005 Draft on Nov. 15, 2005.

Year	GP	G	A	PTS	+/-	PIM
2005-06	11	0	2	2	-6	11
Total	11	0	2	2	-6	11

#24

KRIS BEECH, C

Signed as a free agent on Aug. 7, 2007. Claimed off waivers by Vancouver on Jan. 10, 2008.

Year	GP	G	A	PTS	+/-	PIM
2007-08	16	5	4	9	3	2
Total	16	5	4	9	3	2

#24

BLAKE BELLEFEUILLE, C

Signed as a free agent on May 26, 2000.

Year	GP	G	A	PTS	+/-	PIM
2001-02	2	0	1	1	1	0
2002-03	3	0	0	0	0	0
Total	5	0	1	1	1	0

#38

HISTORY



EMIL BEMSTROM, RW

#52

Selected 117th overall in the 2017 Draft. Traded to Pittsburgh for LW Alexander Nylander and a conditional sixth round pick in the 2026 draft on Feb. 23, 2024.

Year	GP	G	A	PTS	+/-	PIM
2019-20	56	10	10	20	-10	8
2020-21	20	3	2	5	2	0
2021-22	41	6	5	11	-1	4
2022-23	55	7	15	22	-11	6
2023-24	32	5	6	5	-5	10
Total	204	31	38	63	-25	28

BRYAN BERARD, D

#4

Signed as a free agent on Aug. 3, 2005.

Year	GP	G	A	PTS	+/-	PIM
2005-06	44	12	20	32	-29	32
2006-07	11	0	3	3	-4	8
Total	55	12	23	35	-33	40

TIM BERNI, D

#75

Selected 159th overall in the 2018 Draft.

Year	GP	G	A	PTS	+/-	PIM
2022-23	59	1	2	3	-26	34
Total	59	1	2	3	-26	34

JEAN-FRANCOIS BERUBE, G

#30

Signed as a free agent on Sept. 30, 2021.

Year	GP	G	A	PTS	+/-	PIM
2021-22	6	0	1	1	...	0
Total	6	0	1	1	...	0

RADIM BICANEK, D

#32

Selected in the Expansion Draft on June 23, 2000.

Year	GP	G	A	PTS	+/-	PIM
2000-01	9	0	2	2	1	6
2001-02	60	1	5	6	-15	34
Total	69	1	7	8	-14	40

MARCUS BJORK, D

#47

Signed as a free agent on May 24, 2022.

Year	GP	G	A	PTS	+/-	PIM
2022-23	33	3	8	11	-9	42
Total	33	3	8	11	-9	42

OLIVER BJORKSTRAND, RW

#28

Selected 89th overall in the 2013 Draft. Traded to Seattle in exchange for 2023 third (orig. Calgary's) and fourth (orig. Winnipeg's) round selections on July 22, 2022.

Year	GP	G	A	PTS	+/-	PIM
2015-16	12	4	4	8	6	0
2016-17	26	6	7	13	4	6
2017-18	82	11	29	40	4	9
2018-19	77	23	13	36	8	8
2019-20	49	21	15	36	8	12
2020-21	56	18	26	44	-15	23
2021-22	80	28	29	57	-35	16
Total	382	111	123	234	-20	74

NICK BLANKENBURG, D

#77

Signed an entry level contract as a free agent on Apr. 8, 2022.

Year	GP	G	A	PTS	+/-	PIM
2021-22	7	1	2	3	-3	4
2022-23	36	4	10	14	-16	16
2023-24	12	1	0	1	+1	4
Total	55	6	12	18	-18	24

MIKE BLUNDEN, RW/C

#12

Acquired from Chicago for RW Adam Pineault on Jan. 10, 2009. Traded to Montreal for C Ryan Russell on July 7, 2011.

Year	GP	G	A	PTS	+/-	PIM
2009-10	40	2	2	4	3	59
2010-11	1	0	0	0	-1	0
Total	41	2	2	4	2	59

SERGEI BOBROVSKY, G

#72

Acquired from Philadelphia in exchange for second and fourth round picks in the 2012 Draft and a fourth round pick in the 2013 Draft on June 22, 2012.

Year	GP	G	A	PTS	+/-	PIM
2012-13	38	0	0	0	...	0
2013-14	58	0	1	1	...	2
2014-15	51	0	2	2	...	4
2015-16	37	0	2	2	...	2
2016-17	63	0	0	0	...	8
2017-18	65	0	3	3	...	0
2018-19	62	0	0	0	...	2
Total	374	0	8	8	...	18

ANDREW BODNARCHUK, D

#2

Signed as a free agent on July 2, 2015. Claimed off waivers by Colorado on Jan. 5, 2016.

Year	GP	G	A	PTS	+/-	PIM
2015-16	16	0	2	2	-6	28
Total	16	0	2	2	-6	28

JARED BOLL, RW

#40

Selected 101st overall in the 2005 Draft. Contract bought out on July 1, 2016.

Year	GP	G	A	PTS	+/-	PIM
2007-08	75	5	5	10	-4	226
2008-09	75	4	10	14	-6	180
2009-10	68	4	3	7	-8	149
2010-11	73	7	5	12	-2	182
2011-12	54	2	1	3	-8	126
2012-13	43	2	4	6	1	100
2013-14	28	1	1	2	-6	62
2014-15	72	1	4	5	-13	109
2015-16	30	1	2	3	-3	61
Total	518	27	35	62	-49	1,195



ADAM BOQVIST, D

#27

Acquired from Chicago with a first round pick in the 2021 NHL Draft, a second round pick in the 2021 NHL Draft and a first round pick in the 2022 or 2023 NHL Draft in exchange for Seth Jones, a first-round pick in the 2021 NHL Draft and a sixth-round pick in the 2022 NHL Draft on July 23, 2021. Contract bought out on July 1, 2024.

Year	GP	G	A	PTS	+/-	PIM
2021-22	52	11	11	22	-11	12
2022-23	46	5	19	24	-12	8
2023-24	35	1	9	10	-8	0
Total	133	17	39	56	-31	20

BRIAN BOUCHER, G

#35

Claimed off waivers from Chicago on Feb. 27, 2007.

Year	GP	G	A	PTS	+/-	PIM
2006-07	3	0	0	0	...	0
Total	3	0	0	0	...	0

RENE BOURQUE, LW

#32, 18

Acquired from Anaheim with C William Karlsson and a second round pick in the 2015 Draft for D James Wisniewski and a 2015 third round pick on Mar. 2, 2015.

Year	GP	G	A	PTS	+/-	PIM
2014-15	8	4	0	4	-2	4
2015-16	49	3	5	8	-9	38
Total	57	7	5	12	-11	42

BILL BOWLER, C

#40

Signed as a free agent on Aug. 3, 2000.

Year	GP	G	A	PTS	+/-	PIM
2000-01	9	0	2	2	-3	8
Total	9	0	2	2	-3	8

DARRYL BOYCE, C

#43

Claimed off waivers from Toronto on Feb. 25, 2012.

Year	GP	G	A	PTS	+/-	PIM
2011-12	20	0	3	3	-5	19
Total	20	0	3	3	-5	19



ALL-TIME CBJ REGISTER

DERICK BRASSARD, C

#16

Selected sixth overall in the 2006 Draft. Traded to the NY Rangers with RW Derek Dorsett, D John Moore and a sixth round pick in the 2014 Draft for RW Marian Gaborik, D Steve Delisle and D Blake Parlett on Apr. 3, 2013.

Year	GP	G	A	PTS	+/-	PIM
2007-08	17	1	1	2	-4	6
2008-09	31	10	15	25	12	17
2009-10	79	9	27	36	-17	48
2010-11	74	17	30	47	-11	55
2011-12	74	14	27	41	-20	42
2012-13	34	7	11	18	-2	16
Total	309	58	111	169	-42	184

FRED BRATHWAITE, G

#40

Signed as a free agent on June 2, 2003.

Year	GP	G	A	PTS	+/-	PIM
2003-04	21	0	0	0	...	2
Total	21	0	0	0	...	2

GAVIN BRINDLEY, RW

#45

Selected 34th overall in the 2023 Draft.

Year	GP	G	A	PTS	+/-	PIM
2023-24	1	0	0	0	0	0
Total	1	0	0	0	0	0

ALEX BROADHURST, C

#62

Acquired from Chicago with LW Brandon Saad and D Michael Paliotta for C Artem Anisimov, RW Corey Tropp, C Marko Danov, LW Jeremy Morin and a 2016 fourth-round draft pick on June 30, 2015.

Year	GP	G	A	PTS	+/-	PIM
2017-18	2	0	0	0	0	2
Total	2	0	0	0	0	2

GILBERT BRULE, C

#17

Selected sixth overall in the 2005 Draft. Traded to Edmonton for LW Raffi Torres on July 1, 2008.

Year	GP	G	A	PTS	+/-	PIM
2005-06	7	2	2	4	-2	0
2006-07	78	9	10	19	-21	28
2007-08	61	1	8	9	-4	24
Total	146	12	20	32	-27	52

CAMERON BUTLER, RW

#37

Signed as a free agent on Mar. 16, 2024.

Year	GP	G	A	PTS	+/-	PIM
2023-24	1	0	0	0	0	0
Total	1	0	0	0	0	0

DANE BYERS, LW

#34

Signed as a free agent on July 7, 2011.

Year	GP	G	A	PTS	+/-	PIM
2011-12	8	0	0	0	0	29
Total	8	0	0	0	0	29

JAN CALOUN, RW

#43

Rights acquired from San Jose for future considerations on June 12, 2000. Signed on July 24, 2000.

Year	GP	G	A	PTS	+/-	PIM
2000-01	11	0	3	3	-8	2
Total	11	0	3	3	-8	2

MATT CALVERT, LW

#11

Selected 127th overall in 2008 Draft.

Year	GP	G	A	PTS	+/-	PIM
2010-11	42	11	9	20	3	12
2011-12	13	0	3	3	-5	16
2012-13	42	9	7	16	-9	32
2013-14	56	9	15	24	-1	53
2014-15	56	13	10	23	1	28
2015-16	73	11	13	24	1	51
2016-17	65	10	5	15	-4	48
2017-18	69	9	15	24	-10	33
Total	416	72	77	149	-24	273

DARCY CAMPBELL, D

#37

Signed as a free agent on Mar. 24, 2007.

Year	GP	G	A	PTS	+/-	PIM
2006-07	1	0	0	0	0	0
Total	1	0	0	0	0	0

GREGORY CAMPBELL, C

#9

Signed as a free agent on July 1, 2015.

Year	GP	G	A	PTS	+/-	PIM
2015-16	82	3	8	11	-6	78
Total	82	3	8	11	-6	78

GABRIEL CARLSSON, D

#53

Selected 29th overall in 2016 Draft.

Year	GP	G	A	PTS	+/-	PIM
2016-17	2	0	1	1	-2	0
2017-18	14	0	2	2	0	4
2018-19	1	0	0	0	-1	2
2019-20	6	0	0	0	-1	2
2020-21	14	1	3	4	-6	4
2021-22	38	2	7	9	6	10
Total	75	3	13	16	-4	22

ANSON CARTER, RW

#77

Signed as a free agent on Sept. 13, 2006. Traded to Carolina for a fifth round pick in the 2008 Draft on Feb. 23, 2007.

Year	GP	G	A	PTS	+/-	PIM
2006-07	54	10	17	27	-1	16
Total	54	10	17	27	-1	16

JEFF CARTER, C

#7

Acquired from Philadelphia for RW Jakub Voracek and first and third round picks in the 2011 Draft on June 23, 2011. Traded to Los Angeles for D Jack Johnson and a first round pick in the 2013 Draft on Feb. 23, 2012.

Year	GP	G	A	PTS	+/-	PIM
2011-12	39	15	10	25	-11	14
Total	39	15	10	25	-11	14

ANDREW CASSELS, C

#25

Signed as a free agent on Aug. 15, 2002.

Year	GP	G	A	PTS	+/-	PIM
2002-03	79	20	48	68	-4	30
2003-04	58	6	20	26	-24	26
Total	137	26	68	94	-28	56



MICHAEL CHAPUT, C

#39

Acquired from Philadelphia along with RW Greg Moore in exchange for LW Tom Sestito on Feb. 28, 2011.

Year	GP	G	A	PTS	+/-	PIM
2013-14	17	0	1	1	0	2
2014-15	33	1	4	5	-8	21
2015-16	8	1	1	2	3	5
Total	58	2	6	8	-5	28

YEGOR CHINAKHOV, RW

#59

Selected 21st overall in the 2020 Draft.

Year	GP	G	A	PTS	+/-	PIM
2021-22	62	7	7	14	-27	16
2022-23	30	4	9	13	-6	10
2023-24	53	16	13	29	-3	6
Total	145	27	29	56	-36	32

HISTORY



JASON CHIMERA, LW

#25

Acquired from Phoenix with C Mike Rupp and D Cale Hulse for LW Geoff Sanderson and RW Tim Jackman on Oct. 8, 2005. Traded to Washington for LW Chris Clark and D Milan Jurcina on Dec. 28, 2009.

Year	GP	G	A	PTS	+/-	PIM
2005-06	80	17	13	30	-10	95
2006-07	82	15	21	36	2	91
2007-08	81	14	17	31	-5	98
2008-09	49	8	14	22	8	41
2009-10	39	8	9	17	-7	47
Total	331	62	74	136	-12	372



TAYLOR CHORNEY, D

#44

Claimed off waivers from Washington on Feb. 21, 2018.

Year	GP	G	A	PTS	+/-	PIM
2017-18	1	0	0	0	2	0
Total	1	0	0	0	2	0

JAKE CHRISTIANSEN, D

#32, 23

Signed as a free agent on Mar. 4, 2020.

Year	GP	G	A	PTS	+/-	PIM
2021-22	8	1	0	1	1	0
2022-23	24	0	4	4	-7	4
2023-24	12	0	2	2	-5	2
Total	44	1	6	7	-11	6

CHRIS CLARK, LW

#11, 71

Acquired from Washington with D Milan Jurcina for LW Jason Chimera on Dec. 28, 2009.

Year	GP	G	A	PTS	+/-	PIM
2009-10	36	3	2	5	-8	21
2010-11	53	5	10	15	-3	38
Total	89	8	12	20	-11	59

DAVID CLARKSON, RW

#18, 23

Acquired from Toronto for RW Nathan Horton on Feb. 26, 2015. Traded with a 2017 first round pick and a 2019 second round pick to Vegas for selecting F William Karlsson in the expansion draft on June 21, 2017.

Year	GP	G	A	PTS	+/-	PIM
2014-15	3	0	0	0	-1	14
2015-16	23	2	2	4	-8	23
Total	26	2	2	4	-9	37

ADAM CLENDENING, D

#6

Signed as a free agent on July 1, 2018.

Year	GP	G	A	PTS	+/-	PIM
2018-19	4	0	0	0	1	0
Total	4	0	0	0	1	0

GRANT CLITSOME, D

#44, 14

Selected 271st overall in the 2004 Draft. Claimed off waivers by Winnipeg on Feb. 27, 2012.

Year	GP	G	A	PTS	+/-	PIM
2009-10	11	1	2	3	0	6
2010-11	31	4	15	19	2	16
2011-12	51	4	10	14	-6	24
Total	93	9	27	36	-4	46

IAN COLE, D

#23

Acquired from Ottawa in exchange for RW Nick Moutrey and a third round pick in the 2020 Draft on Feb. 26, 2018.

Year	GP	G	A	PTS	+/-	PIM
2017-18	20	2	5	7	11	24
Total	20	2	5	7	11	24

SEAN COLLINS, C

#43, 37

Selected 187th overall in 2008 Draft.

Year	GP	G	A	PTS	+/-	PIM
2012-13	5	0	0	0	-2	6
2013-14	6	0	1	1	1	0
2014-15	8	0	2	2	0	2
Total	19	0	3	3	-1	8

BLAKE COMEAU, LW

#14

Acquired from Calgary in exchange for a fifth round draft selection on Apr. 3, 2013.

Year	GP	G	A	PTS	+/-	PIM
2012-13	9	2	3	5	5	6
2013-14	61	5	11	16	-2	36
Total	70	7	14	21	3	42

MIKE COMMODORE, D

#22

Signed as a free agent on July 1, 2008.

Year	GP	G	A	PTS	+/-	PIM
2008-09	81	5	19	24	11	100
2009-10	57	2	9	11	-9	62
2010-11	20	2	4	6	-8	44
Total	158	9	32	41	-6	206

TY CONKLIN, G

#35

Signed as a free agent on July 6, 2007. Traded to Buffalo for a fifth round pick in the 2007 Draft on Feb. 27, 2007.

Year	GP	G	A	PTS	+/-	PIM
2006-07	11	0	0	0	...	0
Total	11	0	0	0	...	0

KEVIN CONNAUTON, D

#4

Claimed off waivers from Dallas on Nov. 18, 2014. Claimed off wavier by Arizona on Jan. 13, 2016.

Year	GP	G	A	PTS	+/-	PIM
2014-15	54	9	10	19	1	29
2015-16	27	1	7	8	10	21
Total	81	10	17	27	11	50

ADAM CRACKNELL, RW

#32

Claimed off waivers from Los Angeles on Oct. 7, 2014. Traded to St. Louis for future considerations on Feb. 26, 2015.

Year	GP	G	A	PTS	+/-	PIM
2014-15	17	0	1	1	-8	2
Total	17	0	1	1	-8	2

RYAN CRAIG, C

#12

Signed as a free agent on July 5, 2013.

Year	GP	G	A	PTS	+/-	PIM
2013-14	6	0	0	0	-3	0
2014-15	2	0	0	0	0	0
Total	8	0	0	0	-3	0

KEVIN DAHL, D

#23

Signed as a free agent on Aug. 24, 2000.

Year	GP	G	A	PTS	+/-	PIM
2000-01	4	0	0	0	1	2
Total	4	0	0	0	1	2

ZAC DALPE, C

#36, 29, 26

Claimed off waivers from Minnesota on Feb. 27, 2017.

Year	GP	G	A	PTS	+/-	PIM
2017-18	12	0	0	0	-3	13
2018-19	1	0	1	1	1	0
2020-21	12	2	1	3	-2	0
Total	25	2	2	4	-4	13

JUSTIN DANFORTH, C

#17

Signed as a free agent on May 3, 2021.

Year	GP	G	A	PTS	+/-	PIM
2021-22	45	10	4	14	-5	10
2022-23	6	2	1	3	-3	4
2023-24	71	10	16	26	-10	26
Total	122	22	21	43	-18	40



ALL-TIME CBJ REGISTER

MARKO DANO, C

#56

Selected 27th overall in the 2013 Draft. Traded to Chicago with C Artem Anisimov, LW Corey Tropp, LW Jeremy Morin and a fourth round pick in the 2016 Draft for LW Brandon Saad, D Michael Paliotta and C Alex Broadhurst on June 30, 2015. Signed as a free agent on Aug. 8, 2019.

Year	GP	G	A	PTS	+/-	PIM
2014-15	35	8	13	21	12	14
2019-20	3	0	0	0	-1	2
Total	38	8	13	21	11	16

MATHIEU DARCHE, LW

#19, 12

Signed as a free agent on May 16, 2000.

Year	GP	G	A	PTS	+/-	PIM
2000-01	9	0	0	0	-4	0
2001-02	14	1	1	2	-5	6
2002-03	1	0	0	0	-1	0
Total	24	1	1	2	-10	6

MATT DAVIDSON, RW

#41

Acquired from Buffalo with D Jean-Luc Grand-Pierre, a fifth round pick in 2000 Draft and fifth round pick in the 2001 Draft for past considerations on June 23, 2000.

Year	GP	G	A	PTS	+/-	PIM
2000-01	5	0	0	0	2	0
2001-02	17	1	2	3	-11	10
2002-03	34	4	5	9	-12	18
Total	56	5	7	12	-21	28

LUCA DEL BEL BELLUZ, C

#65

Selected 44th overall in the 2022 Draft.

Year	GP	G	A	PTS	+/-	PIM
2023-24	1	1	0	1	+1	0
Total	1	1	0	1	+1	0

ANDY DELMORE, D

#51

Claimed off waivers from Detroit on Oct. 4, 2005.

Year	GP	G	A	PTS	+/-	PIM
2005-06	7	0	0	0	-1	2
Total	7	0	0	0	-1	2

MICHAEL DEL ZOTTO

#15

Signed as a free agent on Jan. 10, 2021.

Year	GP	G	A	PTS	+/-	PIM
2020-21	53	4	9	13	5	8
Total	53	4	9	13	5	8

MARC DENIS, G

#30

Acquired from Colorado for a second round pick in the 2000 Draft on June 7, 2000.

Year	GP	G	A	PTS	+/-	PIM
2000-01	32	0	0	0	...	2
2001-02	42	0	1	1	...	2
2002-03	77	0	0	0	...	6
2003-04	66	0	2	2	...	10
2005-06	49	0	1	1	...	2
Total	266	0	4	4	...	22

KEVIN DINEEN, RW

#11

Selected in the Expansion Draft on June 23, 2000.

Year	GP	G	A	PTS	+/-	PIM
2000-01	66	8	7	15	2	126
2001-02	59	5	8	13	-6	62
2002-03	4	0	0	0	0	12
Total	129	13	15	28	-4	200

MAX DOMI, C

#16

Acquired from Montreal with a 2020 third round pick in exchange for RW Josh Anderson on Oct. 6, 2020. Traded to Carolina as part of three-team trade with Florida in exchange for D Aidan Hreschuk on Mar. 21, 2022.

Year	GP	G	A	PTS	+/-	PIM
2020-21	54	9	15	24	-18	75
2021-22	53	9	23	32	2	37
Total	107	18	38	56	-16	112

DEREK DORSETT, RW

#15

Selected 189th overall in the 2006 Draft. Traded to NY Rangers with C Derick Brassard, D John Moore and a sixth round pick in the 2014 Draft for RW Marian Gaborik, D Steve Delisle and D Blake Parlett on Apr. 3, 2013.

Year	GP	G	A	PTS	+/-	PIM
2008-09	52	4	1	5	-1	150
2009-10	51	4	10	14	6	105
2010-11	76	4	13	17	-15	184
2011-12	77	12	8	20	-11	235
2012-13	24	3	6	9	-11	53
Total	280	27	38	65	-32	727

NICK DRAZENOVIC, C

#34

Signed as a free agent on July 1, 2011.

Year	GP	G	A	PTS	+/-	PIM
2012-13	8	0	0	0	-2	4
Total	8	0	0	0	-2	4

TED DRURY, C

#12

Selected in the Expansion Draft on June 23, 2000.

Year	GP	G	A	PTS	+/-	PIM
2000-01	1	0	0	0	-3	0
Total	1	0	0	0	-3	0

WADE DUBIELEWICZ, G

#34

Claimed off waivers from NY Islanders on Jan. 17, 2009.

Year	GP	G	A	PTS	+/-	PIM
2008-09	3	0	0	0	...	0
Total	3	0	0	0	...	0

BRANDON DUBINSKY, C

#17

Acquired from the NY Rangers with C Artem Anisimov, D Tim Erixon and a first round pick in the 2013 Draft for LW Rick Nash, D Steven Delisle and a conditional third round pick in the 2013 Draft on July 23, 2012.

Year	GP	G	A	PTS	+/-	PIM
2012-13	29	2	18	20	2	76
2013-14	76	16	34	50	5	98
2014-15	47	13	23	36	11	43
2015-16	75	17	31	48	-16	71
2016-17	80	12	29	41	16	91
2017-18	62	6	10	16	-2	33
2018-19	61	6	8	14	-16	36
Total	430	72	153	225	0	448



PIERRE-LUC DUBOIS, C

#18

Selected third overall in the 2016 Draft. Traded to Winnipeg with a 2022 third round pick in exchange for LW Patrik Laine and C Jack Roslovic on Jan. 23, 2021.

Year	GP	G	A	PTS	+/-	PIM
2017-18	82	20	28	48	8	49
2018-19	82	27	34	61	16	64
2019-20	70	18	31	49	-2	49
2020-21	5	1	0	1	-2	2
Total	239	65	93	159	20	164

MATT DUCHENE, C

#95

Acquired from Ottawa with D Julius Bergman in exchange for conditional first round picks in the 2019 and 2020 NHL Drafts, RW Vitaly Abramov and RW Jonathan Davidsson on Feb. 22, 2019.

Year	GP	G	A	PTS	+/-	PIM
2018-19	23	4	8	12	-1	2
Total	23	4	8	12	-1	2



ANTHONY DUCLAIR, LW

#91

Signed as a free agent on July 6, 2018. Traded to Ottawa with second round picks in the 2020 and 2021 NHL Drafts in exchange for LW Ryan Dzingel and a 2019 seventh round pick on Feb. 23, 2019.

Year	GP	G	A	PTS	+/-	PIM
2018-19	53	11	8	19	-3	12
Total	53	11	8	19	-3	12

JOSH DUNNE, C

#21

Signed as a free agent on Mar. 14, 2021.

Year	GP	G	A	PTS	+/-	PIM
2020-21	6	0	0	0	-1	4
2022-23	8	0	0	0	-6	6
Total	14	0	0	0	-7	10

RYAN DZINGEL, LW

#19

Acquired from Ottawa with a 2019 seventh round draft pick in exchange for LW Anthony Duclair and second round picks in the 2020 and 2021 NHL Drafts on Feb. 23, 2019.

Year	GP	G	A	PTS	+/-	PIM
2018-19	21	4	8	12	4	0
Total	21	4	8	12	4	0

ANDERS ERIKSSON, D

#2

Signed as a free agent on Oct. 10, 2003. Signed as a free agent on July 1, 2006.

Year	GP	G	A	PTS	+/-	PIM
2003-04	66	7	20	27	-6	18
2006-07	79	0	23	23	12	46
Total	145	7	43	50	6	64

TIM ERIXON, D

#20

Acquired from the NY Rangers with C Artem Anisimov, C Brandon Dubinsky and a first round pick in the 2013 Draft for LW Rick Nash, D Steven Delisle and a conditional third round pick in the 2013 Draft on July 23, 2012. Traded to Chicago for LW Jeremy Morin on Dec. 14, 2014.

Year	GP	G	A	PTS	+/-	PIM
2012-13	31	0	5	5	4	14
2013-14	2	0	0	0	2	2
2014-15	19	1	5	6	-3	4
Total	52	1	10	11	3	20

JUSTIN FALK, D

#44

Acquired from Minnesota with a fifth round pick in the 2015 Draft for D Jordan Leopold on Mar. 2, 2015.

Year	GP	G	A	PTS	+/-	PIM
2014-15	5	1	1	2	-3	7
2015-16	24	0	4	4	2	17
Total	29	1	5	6	-1	24

ADAM FANTILLI, C

#11

Selected third overall in the 2023 Draft.

Year	GP	G	A	PTS	+/-	PIM
2023-24	49	12	15	27	-21	16
Total	49	12	15	27	-21	16

SERGEI FEDOROV, C

#91

Acquired from Anaheim with a fifth round pick in the 2006 Draft for C Tyler Wright and D Francois Beauchemin on Nov. 15, 2005. Traded to Washington for D Theo Ruth on Feb. 6, 2008.

Year	GP	G	A	PTS	+/-	PIM
2005-06	62	12	31	43	-1	64
2006-07	73	18	24	42	-7	56
2007-08	50	9	19	28	-3	30
Total	185	39	74	113	-11	150

NIKITA FILATOV, LW

#28

Selected sixth overall in the 2008 Draft. Traded to Ottawa for a third round pick in the 2011 Draft on June 25, 2011.

Year	GP	G	A	PTS	+/-	PIM
2008-09	8	4	0	4	3	0
2009-10	13	2	0	2	0	8
2010-11	23	0	7	7	3	8
Total	44	6	7	13	6	16

TREY FIX-WOLANSKY, RW

#64

Selected 204th overall at the 2018 NHL Draft.

Year	GP	G	A	PTS	+/-	PIM
2021-22	6	1	1	2	-1	0
2022-23	9	1	0	1	-5	0
2023-24	11	2	1	3	0	2
Total	26	4	2	6	-6	2

NICK FOLIGNO, LW

#71

Acquired from Ottawa for D Marc Methot on July 1, 2012. Traded to Toronto in exchange for a 2021 first round pick and 2022 fourth round pick on Apr. 11, 2021.

Year	GP	G	A	PTS	+/-	PIM
2012-13	45	6	13	19	6	28
2013-14	70	18	21	39	5	96
2014-15	79	31	42	73	16	50
2015-16	72	12	25	37	-14	53
2016-17	79	26	25	51	-4	55
2017-18	72	15	18	33	1	50
2018-19	73	17	18	35	12	44
2019-20	67	10	21	31	-3	62
2020-21	42	7	9	16	-3	28
Total	599	142	192	334	16	466

ADAM FOOTE, D

#52

Signed as a free agent on Aug. 2, 2005. Traded to Colorado for a first round pick in the 2008 Draft and a fourth round pick in the 2009 Draft on Feb. 26, 2008.

Year	GP	G	A	PTS	+/-	PIM
2005-06	65	6	16	22	-16	89
2006-07	59	3	9	12	-17	71
2007-08	63	1	14	15	3	95
Total	187	10	39	49	-30	255

ANTON FORSBERG, G

#31

Selected 188th overall in the 2011 Draft. Traded to Chicago with LW Brandon Saad and a 2018 fifth round pick for LW Artemi Panarin, LW Tyler Motte and a 2017 sixth round selection on June 23, 2017.

Year	GP	G	A	PTS	+/-	PIM
2014-15	5	0	0	0	...	0
2015-16	4	0	0	0	...	0
2016-17	1	0	0	0	...	0
Total	10	0	0	0	...	0

LIAM FOUDY, C

#19

Selected 18th overall in the 2018 Draft. Claimed off waivers by Nashville on Oct. 21, 2023.

Year	GP	G	A	PTS	+/-	PIM
2019-20	2	0	1	1	1	0
2020-21	24	0	4	4	0	6
2021-22	1	0	0	0	-1	0
2022-23	62	7	7	14	-26	8
2023-24	1	0	0	0	0	0
Total	90	7	12	19	-26	14

MATT FRATTIN, LW

#23

Acquired along with a pair of conditional draft picks from Los Angeles in exchange for RW Marian Gaborik on Mar. 5, 2014. Traded to Toronto for LW Jerry D'Amigo and a conditional draft pick on July 1, 2014.

Year	GP	G	A	PTS	+/-	PIM
2013-14	4	0	1	1	2	0
Total	4	0	1	1	2	0

TREVOR FRISCHMON, C

#38

Signed as a free agent on July 3, 2009.

Year	GP	G	A	PTS	+/-	PIM
2009-10	3	0	0	0	0	4
Total	3	0	0	0	0	4





ALL-TIME CBJ REGISTER

DAN FRITSCHÉ, C

#49

Selected 46th overall in the 2003 Draft. Traded to the NY Rangers with RW Nikolai Zherdev for D Fedor Tyutin and D Christian Backman on July 2, 2008.

Year	GP	G	A	PTS	+/-	PIM
2003-04	19	1	0	1	-5	12
2005-06	59	6	7	13	-14	22
2006-07	59	12	15	27	3	35
2007-08	69	10	12	22	2	22
Total	206	29	34	63	-14	91



MARIAN GABORIK, RW

#10

Acquired from the NY Rangers with D Steven Delisle and D Blake Parlett for C Derick Brassard, RW Derek Dorsett, D John Moore and a sixth round pick on Apr. 3, 2013. Traded to Los Angeles for F Matt Frattin, a conditional second round pick in 2014 or 2015 and a conditional third round pick on Mar. 5, 2014.

Year	GP	G	A	PTS	+/-	PIM
2012-13	12	3	5	8	5	6
2013-14	22	6	8	14	0	6
Total	34	9	13	22	5	12

SAM GAGNER, C/RW

#89

Signed as a free agent on Aug. 1, 2016.

Year	GP	G	A	PTS	+/-	PIM
2016-17	81	18	32	50	10	22
Total	81	18	32	50	10	22

BRUCE GARDINER, RW

#25

Selected in the Expansion Draft on June 23, 2000.

Year	GP	G	A	PTS	+/-	PIM
2000-01	73	7	15	22	-1	78
Total	73	7	15	22	-1	78

MATHIEU GARON, G

#32

Signed as a free agent on July 1, 2009.

Year	GP	G	A	PTS	+/-	PIM
2009-10	35	0	0	0	...	2
2010-11	36	0	1	1	...	2
Total	71	0	1	1	...	4

JOHNNY GAUDREAU, LW

#13

Signed as a free agent on July 13, 2022.

Year	GP	G	A	PTS	+/-	PIM
2022-23	80	21	53	74	-33	22
2023-24	81	12	48	60	-27	22
Total	161	33	101	134	-60	44

MICHAEL GAUL, D

#24

Signed as a free agent on July 18, 2000.

Year	GP	G	A	PTS	+/-	PIM
2000-01	2	0	0	0	0	4
Total	2	0	0	0	0	4

BRENDAN GAUNCE, C

#23, 16

Signed as a free agent on July 30, 2021.

Year	GP	G	A	PTS	+/-	PIM
2021-22	30	5	2	7	2	12
2022-23	5	0	1	1	-1	2
2023-24	24	2	2	4	-7	6
Total	59	7	5	12	-6	20

VLADISLAV GAVRIKOV, D

#44, 4

Selected 159th overall in the 2015 Draft. Traded to Los Angeles with G Joonas Korpi for G Jonathan Quick, conditional 2023 first round pick and 2024 third round pick on Mar. 1, 2023.

Year	GP	G	A	PTS	+/-	PIM
2019-20	69	5	13	18	-1	18
2020-21	55	2	10	12	-13	14
2021-22	80	5	28	33	-3	68
2022-23	52	3	7	10	-8	30
Total	256	15	58	73	-23	130

NATHAN GERBE, C

#24

Signed as a free agent on Jan. 28, 2018.

Year	GP	G	A	PTS	+/-	PIM
2017-18	2	0	0	0	-1	0
2019-20	30	4	6	10	-7	22
2020-21	9	1	2	3	0	2
Total	41	5	8	13	-8	24

BRIAN GIBBONS, C

#23

Signed as a free agent on July 4, 2014.

Year	GP	G	A	PTS	+/-	PIM
2014-15	25	0	5	5	2	8
Total	25	0	5	5	2	8

COLTON GILLIES, LW

#9

Claimed off waivers from Minnesota on Jan. 14, 2012.

Year	GP	G	A	PTS	+/-	PIM
2011-12	38	2	4	6	-4	25
2012-13	27	1	1	2	1	17
Total	65	3	5	8	-3	42

JON GILLIES, G

#32

Acquired from Arizona in exchange for LW Jakub Voracek and a sixth-round draft pick on Mar. 2, 2023.

Year	GP	G	A	PTS	+/-	PIM
2022-23	3	0	0	0	...	0
Total	3	0	0	0	...	0

ALEXANDRE GIROUX, LW

#28

Signed as a free agent on July 4, 2011.

Year	GP	G	A	PTS	+/-	PIM
2011-12	9	1	0	1	-2	8
Total	9	1	0	1	-2	8

CURTIS GLENCROSS, LW

#20, 11

Acquired with C Zenon Konopka and a seventh round pick in the 2007 Draft from Anaheim for RW Joe Motzko, C Mark Hartigan and a fourth round pick in the 2007 Draft on Jan. 26, 2007. Traded to Edmonton for D Dick Tarnstrom on Feb. 1, 2008.

Year	GP	G	A	PTS	+/-	PIM
2006-07	7	0	0	0	-4	0
2007-08	36	6	6	12	3	25
Total	43	6	6	12	-1	25

STEVEN GOERTZEN, RW

#39

Selected 225th overall in the 2002 Draft.

Year	GP	G	A	PTS	+/-	PIM
2005-06	39	0	0	0	-17	44
2006-07	7	0	0	0	0	10
Total	46	0	0	0	-17	54

CODY GOLOUBEV, D

#48, 29

Selected 37th overall in the 2008 Draft. Traded to Colorado for D Ryan Stanton on Nov. 28, 2016.

Year	GP	G	A	PTS	+/-	PIM
2011-12	1	0	0	0	1	0
2012-13	11	1	0	1	-3	0
2013-14	5	0	0	0	0	2
2014-15	36	0	9	9	12	19
2015-16	43	1	7	8	-3	20
Total	96	2	16	18	7	41



JEAN-LUC GRAND-PIERRE, D

#34

Acquired from Buffalo with RW Matt Davidson, a fifth round pick in the 2000 Draft and fifth round pick in the 2001 Draft for past considerations on June 23, 2000. Claimed off waivers by Atlanta on Dec. 31, 2003.

Year	GP	G	A	PTS	+/-	PIM
2000-01	64	1	4	5	-6	73
2001-02	81	2	6	8	-29	90
2002-03	41	1	0	1	-6	64
2003-04	16	0	0	0	-3	12
Total	202	4	10	14	-44	239



CHRIS GRATTON, C

#77

Claimed off waivers from Tampa Bay on Feb. 21, 2009.

Year	GP	G	A	PTS	+/-	PIM
2008-09	6	0	1	1	2	2
Total	6	0	1	1	2	2

JET GREAVES, G

#73

Signed as a free agent on February 20, 2022.

Year	GP	G	A	PTS	+/-	PIM
2022-23	1	0	0	0	...	0
2023-24	9	0	0	0	...	0
Total	1	0	0	0	...	0

MIKHAIL GRIGORENKO, LW

#25

Signed as a free agent on July 16, 2020.

Year	GP	G	A	PTS	+/-	PIM
2020-21	32	4	8	12	-2	6
Total	32	4	8	12	-2	6

ERIK GUDBRANSON, D

#44

Signed as a free agent on July 13, 2022.

Year	GP	G	A	PTS	+/-	PIM
2022-23	70	1	12	13	-24	57
2023-24	78	6	20	26	-14	74
Total	148	7	32	39	-38	131

NATE GUENIN, D

#2

Signed as a free agent on July 2, 2010. Traded to Anaheim for C Trevor Smith on Jan. 4, 2011.

Year	GP	G	A	PTS	+/-	PIM
2010-11	3	0	0	0	-3	2
Total	3	0	0	0	-3	2

RON HAINSEY, D

#6

Claimed off waivers from Montreal on Nov. 29, 2005.

Year	GP	G	A	PTS	+/-	PIM
2005-06	55	2	15	17	13	43
2006-07	80	9	25	34	-19	69
2007-08	78	8	24	32	-7	25
Total	213	19	64	83	-13	137

MARKUS HANNIKAINEN, LW

#33, 37

Signed as a free agent on Apr. 20, 2015. Traded to Arizona for conditional seventh round pick in 2020 NHL Draft on Feb. 24, 2020.

Year	GP	G	A	PTS	+/-	PIM
2015-16	4	0	0	0	-2	0
2016-17	10	1	1	2	0	6
2017-18	33	3	3	6	-1	6
2018-19	44	4	3	7	-5	2
Total	91	8	7	15	-8	14

BRETT HARKINS, C

#42

Signed as a free agent on May 29, 2001.

Year	GP	G	A	PTS	+/-	PIM
2001-02	25	2	12	14	-5	8
Total	25	2	12	14	-5	8

SCOTT HARRINGTON, D

#54, 4

Acquired from Toronto along with a conditional draft pick in for LW Kerby Rychel on June 25, 2016.

Year	GP	G	A	PTS	+/-	PIM
2016-17	22	1	2	3	3	10
2017-18	32	2	3	5	0	8
2018-19	73	2	15	17	6	23
2019-20	39	1	7	8	-3	16
2020-21	12	1	2	3	-3	6
2021-22	7	0	1	1	-4	6
Total	185	7	30	37	-1	69

MARK HARTIGAN, C

#42

Signed as a free agent on July 16, 2003. Traded to Anaheim with RW Joe Motzko and a fourth round pick in the 2007 Draft for C Zenon Konopka and a seventh round pick in the 2007 Draft on Jan. 26, 2007.

Year	GP	G	A	PTS	+/-	PIM
2003-04	9	1	3	4	-2	6
2005-06	33	9	3	12	-1	22
2006-07	6	1	2	3	2	2
Total	48	11	8	19	-1	30

SCOTT HARTNELL, LW

#43

Acquired from Philadelphia for LW R.J. Umberger and a fourth round pick in the 2015 Draft on June 23, 2014. Contract bought out on June 29, 2017.

Year	GP	G	A	PTS	+/-	PIM
2014-15	77	28	32	60	1	100
2015-16	79	23	26	49	-11	112
2016-17	78	13	24	37	14	63
Total	234	64	82	146	4	275

STEVE HEINZE, RW

#57

Selected in the Expansion Draft on June 23, 2000. Traded to Buffalo for a third round pick in the 2001 Draft on Mar. 13, 2001.

Year	GP	G	A	PTS	+/-	PIM
2000-01	65	22	20	42	-19	38
Total	65	22	20	42	-19	38

JAN HEJDA, D

#8, 35

Signed as a free agent on July 5, 2007.

Year	GP	G	A	PTS	+/-	PIM
2007-08	81	0	13	13	20	61
2008-09	82	3	18	21	23	38
2009-10	62	3	10	13	-14	36
2010-11	77	5	15	20	-6	28
Total	302	11	56	67	23	163

JAMIE HEWARD, D

#6

Claimed off waivers from NY Islanders on May 26, 2000.

Year	GP	G	A	PTS	+/-	PIM
2000-01	69	11	16	27	3	33
2001-02	28	1	2	3	-9	7
Total	97	12	18	30	-6	40

GREGORY HOFMANN, C

#15

Acquired from Carolina in exchange for a seventh round pick in the 2022 Draft on Feb. 13, 2021. Contract terminated on Jan. 14, 2022.

Year	GP	G	A	PTS	+/-	PIM
2021-22	24	2	5	7	6	8
Total	24	2	5	7	6	8

NICK HOLDEN, D

#29

Signed as a free agent on Mar. 28, 2008.

Year	GP	G	A	PTS	+/-	PIM
2010-11	5	0	0	0	0	0
2012-13	2	0	0	0	1	0
Total	7	0	0	0	1	0

BRIAN HOLZINGER, C

#19

Acquired from Pittsburgh for C Lasse Pirjeta on Mar. 9, 2004.

Year	GP	G	A	PTS	+/-	PIM
2003-04	13	1	0	1	-4	2
Total	13	1	0	1	-4	2



ALL-TIME CBJ REGISTER

NATHAN HORTON, RW

#8

Signed as a free agent on July 5, 2013. Traded to Toronto for RW David Clarkson on Feb. 26, 2015.

Year	GP	G	A	PTS	+/-	PIM
2013-14	36	5	14	19	-3	24
Total	36	5	14	19	-3	24

JAN HRDINA, C

#38

Signed as a free agent on Aug. 10, 2005.

Year	GP	G	A	PTS	+/-	PIM
2005-06	75	10	23	33	-8	78
Total	75	10	23	33	-8	78

CALE HULSE, D

#32

Acquired from Phoenix with LW Jason Chimera and C Michael Rupp for LW Geoff Sanderson and RW Tim Jackman on Oct. 8, 2005. Traded to Calgary for LW Cam Severson on Feb. 28, 2006.

Year	GP	G	A	PTS	+/-	PIM
2005-06	27	0	3	3	-9	43
Total	27	0	3	3	-9	43

SHAWN HUNWICK, G

#31

Signed as a free agent on Mar. 29, 2012.

Year	GP	G	A	PTS	+/-	PIM
2011-12	1	0	0	0	...	0
Total	1	0	0	0	...	0

KRISTIAN HUSELIUS, LW

#20

Signed as a free agent on July 2, 2008.

Year	GP	G	A	PTS	+/-	PIM
2008-09	74	21	35	56	1	44
2009-10	74	23	40	63	-4	36
2010-11	39	14	9	23	-17	10
2011-12	2	0	0	0	-2	2
Total	189	58	84	142	-22	92

MICHAEL HUTCHINSON, G

#31

Acquired from Vegas along with a 2025 seventh round pick in exchange for G Jonathan Quick on Mar. 2, 2023.

Year	GP	G	A	PTS	+/-	PIM
2022-23	16	0	1	1	...	0
Total	16	0	1	1	...	0

HANNES HYVONEN, RW

#24

Claimed off waivers from Florida on Oct. 5, 2002.

Year	GP	G	A	PTS	+/-	PIM
2002-03	36	4	5	9	-11	22
Total	36	4	5	9	-11	22

TIM JACKMAN, RW

#46

Selected 38th overall in the 2001 Draft. Traded to Phoenix with LW Geoff Sanderson for LW Jason Chimera, C Michael Rupp and D Cale Hulse on Oct. 8, 2005.

Year	GP	G	A	PTS	+/-	PIM
2003-04	19	1	2	3	-7	16
Total	19	1	2	3	-7	16

BOONE JENNER, C

#38

Selected 37th overall in the 2011 Draft.

Year	GP	G	A	PTS	+/-	PIM
2013-14	72	16	13	29	6	45
2014-15	31	9	8	17	-5	12
2015-16	82	30	19	49	-15	77
2016-17	82	18	16	34	14	52
2017-18	75	13	19	32	1	39
2018-19	77	16	22	38	6	42
2019-20	70	11	13	24	-14	36
2020-21	41	8	9	17	-9	6
2021-22	59	23	21	44	-11	22
2022-23	68	26	19	45	-32	51
2023-24	58	22	13	35	-8	28
Total	715	192	172	364	-67	410

DAVID JIRICEK, D

#55

Selected sixth overall in the 2022 Draft.

Year	GP	G	A	PTS	+/-	PIM
2022-23	4	0	0	0	-4	2
2023-24	43	1	9	10	-4	22
Total	47	1	9	10	-8	24

RYAN JOHANSEN, C

#19

Selected fourth overall in the 2010 Draft. Traded to Nashville for D Seth Jones on Jan. 6, 2016.

Year	GP	G	A	PTS	+/-	PIM
2011-12	67	9	12	21	-2	4
2012-13	40	5	7	12	-7	12
2013-14	82	33	30	63	3	43
2014-15	82	26	45	71	-6	40
2015-16	38	6	20	26	-4	25
Total	309	79	114	193	-16	144

AARON JOHNSON, D

#47, 44, 5

Selected 85th overall in the 2001 Draft. Signed as a free agent on July 5, 2011.

Year	GP	G	A	PTS	+/-	PIM
2003-04	29	2	6	8	-2	32
2005-06	26	2	6	8	9	23
2006-07	61	3	7	10	-9	38
2011-12	56	3	13	16	-12	26
Total	172	10	32	42	-14	119

JACK JOHNSON, D

#7

Acquired from Los Angeles with a first round pick in the 2013 Draft for Jeff Carter on Feb. 23, 2012.

Year	GP	G	A	PTS	+/-	PIM
2011-12	21	4	10	14	5	15
2012-13	44	5	14	19	-5	12
2013-14	82	5	28	33	-7	48
2014-15	79	8	32	40	-13	44
2015-16	60	6	8	14	-16	25
2016-17	82	5	18	23	23	32
2017-18	77	3	8	11	-6	22
Total	445	36	118	154	-19	198



KENT JOHNSON, C

#13, 91

Selected fifth overall in the 2021 Draft.

Year	GP	G	A	PTS	+/-	PIM
2021-22	9	0	3	3	2	2
2022-23	79	16	24	40	-19	14
2023-24	42	6	10	16	-2	10
Total	130	22	37	59	-19	26

JUSSI JOKINEN, LW

#36

Claimed off waivers from Los Angeles on Jan. 17, 2018. Traded to Vancouver with C Tyler Motte for LW Thomas Vanek on Feb. 26, 2018.

Year	GP	G	A	PTS	+/-	PIM
2017-18	14	0	1	1	-2	4
Total	14	0	1	1	-2	4

SETH JONES, D

#3

Acquired from Nashville for C Ryan Johansen on Jan. 6, 2016. Traded with a 2021 first round pick and 2022 sixth round selection to Chicago in exchange for D Adam Boqvist, 2021 first and second round picks and 2022 first-round selection on July 24, 2021.

Year	GP	G	A	PTS	+/-	PIM
2015-16	41	2	18	20	-9	12
2016-17	75	12	30	42	6	24
2017-18	78	16	41	57	10	30
2018-19	75	9	37	46	1	28
2019-20	56	6	24	30	10	20
2020-21	56	5	23	28	-18	26
Total	381	50	173	223	0	140

ANDREW JOUDREY, C

#23

Signed as a free agent on July 1, 2011.

Year	GP	G	A	PTS	+/-	PIM
2011-12	1	0	0	0	0	0
Total	1	0	0	0	0	0

HISTORY



MILAN JURCINA, D

#23

Acquired from Washington with LW Chris Clark for LW Jason Chimera on Dec. 28, 2009. Traded to Washington for a conditional sixth round pick in the 2010 Draft on Mar. 3, 2010.

Year	GP	G	A	PTS	+/-	PIM
2009-10	17	1	2	3	2	10
Total	17	1	2	3	2	10

TOMI KALLIO, RW

#17

Acquired from Atlanta with D Pauli Levokari for RW Chris Nielsen and D Petteri Nummelin on Dec. 2, 2002. Claimed off waivers by Philadelphia on Jan. 1, 2003.

Year	GP	G	A	PTS	+/-	PIM
2002-03	12	1	2	3	-7	8
Total	12	1	2	3	-7	8

TOMAS KANA, C

#46

Acquired from St. Louis with D Brandon Bell for LW Pascal Pelletier on Dec. 8, 2009.

Year	GP	G	A	PTS	+/-	PIM
2009-10	6	0	2	2	2	2
Total	6	0	2	2	2	2

WILLIAM KARLSSON, C

#20, 25

Acquired from Anaheim with LW Rene Bourque and a second round pick in the 2015 Draft for D James Wisniewski and a third round pick in the 2015 Draft on Mar. 2, 2015. Selected in the Expansion Draft by Vegas on June 21, 2017.

Year	GP	G	A	PTS	+/-	PIM
2014-15	3	1	1	2	2	0
2015-16	81	9	11	20	-9	6
2016-17	81	6	19	25	10	10
Total	165	16	31	47	3	16

KEITH KINKAID, G

#1

Acquired from New Jersey for a fifth round pick in the 2022 NHL Draft on Feb. 25, 2019.

Year	GP	G	A	PTS	+/-	PIM
2018-19	DNP					
Total	DNP					

MATISS KIVLENIEKS, G

#80

Signed as a free agent on May 25, 2017.

Year	GP	G	A	PTS	+/-	PIM
2019-20	6	0	0	0	...	0
2020-21	2	0	0	0	...	0
Total	8	0	0	0	...	0

ROSTISLAV KLESLA, D

#44, 97

Selected fourth overall in the 2000 Draft. Traded with C Dane Byers to Phoenix for LW Scottie Upshall and D Sami Lepisto on Feb. 28, 2011.

Year	GP	G	A	PTS	+/-	PIM
2000-01	8	2	0	2	-1	6
2001-02	75	8	8	16	-6	74
2002-03	72	2	14	16	-22	71
2003-04	47	2	11	13	-16	27
2005-06	51	6	13	19	-4	75
2006-07	75	9	13	22	-13	105
2007-08	82	6	12	18	7	60
2008-09	34	1	8	9	2	38
2009-10	26	2	6	8	-7	26
2010-11	45	3	7	10	10	26
Total	515	41	92	133	-30	508



SAMUEL KNAZKO, D

#62

Selected 78th overall in the 2020 Draft.

Year	GP	G	A	PTS	+/-	PIM
2022-23	2	0	0	0	0	0
Total	2	0	0	0	0	0

ESPEN KNUTSEN, C

#21

Acquired from Anaheim for a fourth round pick in the 2001 Draft on May 25, 2000. Bought out on Dec. 16, 2003.

Year	GP	G	A	PTS	+/-	PIM
2000-01	66	11	42	53	-3	30
2001-02	77	11	31	42	-28	47
2002-03	31	5	4	9	-15	20
2003-04	14	0	4	4	-5	2
Total	188	27	81	108	-51	99

MIKKO KOIVU, C

#9

Signed as a free agent on Oct. 10, 2020.

Year	GP	G	A	PTS	+/-	PIM
2020-21	7	1	1	2	-2	2
Total	7	1	1	2	-2	2

CHAD KOLARIK, C

#42

Acquired from Phoenix for LW Alexandre Picard on Mar. 3, 2010.

Year	GP	G	A	PTS	+/-	PIM
2009-10	2	0	0	0	-1	0
Total	2	0	0	0	-1	0

ZENITH KOMARNISKI, D

#18

Acquired from Vancouver for C Sean Pronger on Oct. 30, 2003.

Year	GP	G	A	PTS	+/-	PIM
2003-04	2	0	0	0	0	0
Total	2	0	0	0	0	0

ZENON KONOPKA, C

#28

Acquired from Anaheim with LW Curtis Glencross and a seventh round pick in the 2007 Draft for C Mark Hartigan, RW Joe Motzko and a fourth round pick in the 2007 Draft on Jan. 26, 2007.

Year	GP	G	A	PTS	+/-	PIM
2006-07	6	0	0	0	-2	20
2007-08	3	0	0	0	0	15
Total	9	0	0	0	-2	35

LAURI KORPIKOSKI, LW

#29

Acquired from Dallas for D Dillon Heatherington on Mar. 1, 2017.

Year	GP	G	A	PTS	+/-	PIM
2016-17	9	0	0	0	0	0
Total	9	0	0	0	0	0

JOONAS KORPISALO, G

#70

Selected 62nd overall in the 2012 Draft. Traded to Los Angeles with D Vladislav Gavrikov in exchange for G Jonathan Quick, conditional 2023 first-round pick and 2024 third-round pick on Mar. 1, 2023.

Year	GP	G	A	PTS	+/-	PIM
2015-16	31	0	0	0	...	2
2016-17	14	0	0	0	...	0
2017-18	18	0	0	0	...	0
2018-19	27	0	0	0	...	0
2019-20	37	0	1	1	...	0
2020-21	33	0	1	1	...	2
2021-22	22	0	0	0	...	2
2022-23	28	0	0	0	...	0
Total	210	0	2	2	...	6

ROBERT KRON, RW

#18

Selected in the Expansion Draft on June 23, 2000.

Year	GP	G	A	PTS	+/-	PIM
2000-01	59	8	11	19	4	10
2001-02	59	4	11	15	-14	4
Total	118	12	22	34	-10	14

TOMAS KUBALIK, RW

#33

Selected 135th overall in 2008 Draft.

Year	GP	G	A	PTS	+/-	PIM
2010-11	4	0	2	2	-3	0
2011-12	8	1	1	2	-3	6
Total	12	1	3	4	-6	6

FRANTISEK KUCERA, D

#3

Signed as a free agent on July 7, 2000. Traded to Pittsburgh for a sixth round pick in the 2001 Draft on Mar. 13, 2001.

Year	GP	G	A	PTS	+/-	PIM
2000-01	48	2	5	7	-5	12
Total	48	2	5	7	-5	12



ALL-TIME CBJ REGISTER

DEAN KUKAN, D

#46, 14

Signed as a free agent on June 1, 2015.

Year	GP	G	A	PTS	+/-	PIM
2015-16	8	0	0	0	9	0
2017-18	11	0	4	4	2	2
2018-19	25	0	5	5	6	6
2019-20	33	1	4	5	-9	12
2020-21	35	1	4	5	-3	10
2021-22	41	3	8	11	-2	16
Total	153	5	25	30	3	46

SEAN KURALY, C

#7

Signed as a free agent on July 28, 2021.

Year	GP	G	A	PTS	+/-	PIM
2021-22	77	14	16	30	2	61
2022-23	71	11	9	20	-28	68
2023-24	62	9	9	18	-5	40
Total	210	34	34	68	-31	169

JEAN-FRANCOIS LABBE, G

#1, 35

Acquired from the NY Rangers for D Bert Robertsson on Nov. 9, 2000.

Year	GP	G	A	PTS	+/-	PIM
2001-02	3	0	0	0	...	0
2002-03	11	0	0	0	...	2
Total	14	0	0	0	...	2

SCOTT LACHANCE, D

#7

Signed as a free agent on July 4, 2002.

Year	GP	G	A	PTS	+/-	PIM
2002-03	61	0	1	1	-20	46
2003-04	77	0	4	4	-23	44
Total	138	0	5	5	-43	90

DAN LACOSTA, G

#34

Selected 93rd overall in the 2004 Draft.

Year	GP	G	A	PTS	+/-	PIM
2007-08	1	0	0	0	...	0
2008-09	3	0	0	0	...	0
Total	4	0	0	0	...	0

PATRIK LAINE, LW

#29

Acquired from Winnipeg with C Jack Roslovic in exchange for C Pierre-Luc Dubois and a 2022 third round pick on Jan. 23, 2021. Traded to Montreal with a second round pick in the 2026 Draft for D Jordan Harris on Aug. 19, 2024.

Year	GP	G	A	PTS	+/-	PIM
2020-21	45	10	11	21	-29	21
2021-22	56	26	30	56	-7	24
2022-23	55	22	30	52	-12	16
2023-24	18	6	3	9	-10	6
Total	174	64	74	138	-58	67

BRETT LEBDA, D

#23

Signed as a free agent on Jan. 19, 2012.

Year	GP	G	A	PTS	+/-	PIM
2011-12	30	1	3	4	-1	14
Total	30	1	3	4	-1	14

PASCAL LECLAIRE, G

#31

Selected eighth overall in the 2001 Draft. Traded to Ottawa with a second round pick in the 2009 Draft for C Antoine Vermette on Mar. 4, 2009.

Year	GP	G	A	PTS	+/-	PIM
2003-04	2	0	0	0	...	0
2005-06	33	0	1	1	...	2
2006-07	24	0	0	0	...	2
2007-08	54	0	2	2	...	2
2008-09	12	0	1	1	...	0
Total	125	0	4	4	...	6

MIKKO LEHTONEN, D

#43

Acquired from Toronto for G Veini Vehvilainen on Mar. 12, 2021. Contract terminated on Oct. 13, 2021.

Year	GP	G	A	PTS	+/-	PIM
2020-21	17	0	3	3	-3	4
Total	17	0	3	3	-3	4

DAVID LENEVEU, G

#31

Signed as a free agent on July 7, 2010.

Year	GP	G	A	PTS	+/-	PIM
2010-11	1	0	0	0	...	0
Total	1	0	0	0	...	0

JORDAN LEOPOLD, D

#3

Acquired from St. Louis for a fifth round pick in the 2016 Draft on Nov. 15, 2014. Traded to Minnesota for D Justin Falk and a fifth round pick in the 2015 Draft on Mar. 2, 2015.

Year	GP	G	A	PTS	+/-	PIM
2014-15	18	1	2	3	-7	9
Total	18	1	2	3	-7	9

SAMI LEPISTO, D

#4

Acquired with LW Scottie Upshall from Phoenix for D Rostislav Klesla and C Dane Byers on Feb. 28, 2011.

Year	GP	G	A	PTS	+/-	PIM
2010-11	19	0	5	5	3	18
Total	19	0	5	5	3	18

MARK LETESTU, C

#17, 10, 55

Acquired from Pittsburgh for a fourth round pick in the 2012 Draft on Nov. 8, 2011. Acquired from Nashville for a fourth round pick in the 2018 Draft on Feb. 25, 2018.

Year	GP	G	A	PTS	+/-	PIM
2011-12	51	11	13	24	-3	6
2012-13	46	13	14	27	7	10
2013-14	82	12	22	34	+1	20
2014-15	54	7	6	13	-9	0
2017-18	20	1	3	4	0	0
2018-19	2	0	0	0	-1	0
Total	255	44	58	102	-5	36



TREVOR LETOWSKI, RW

#10

Signed as a free agent on July 3, 2003.

Year	GP	G	A	PTS	+/-	PIM
2003-04	73	15	17	32	-12	16
2005-06	81	10	18	28	-2	36
Total	154	25	35	60	-14	52

JAKOB LILJA, LW

#15

Signed as a free agent on June 15, 2019.

Year	GP	G	A	PTS	+/-	PIM
2019-20	37	2	3	5	5	2
Total	37	2	3	5	5	2

JOAKIM LINDSTROM, C

#50, 38

Selected 41st overall in the 2002 Draft. Traded to Anaheim for a conditional draft pick on July 15, 2008.

Year	GP	G	A	PTS	+/-	PIM
2005-06	3	0	0	0	0	0
2006-07	9	1	0	1	-3	4
2007-08	25	3	4	7	0	14
Total	37	4	4	8	-3	18

DAVID LING, RW

#43, 17

Signed as a free agent on July 7, 2001.

Year	GP	G	A	PTS	+/-	PIM
2001-02	5	0	0	0	-1	7
2002-03	35	3	2	5	-6	86
2003-04	50	1	2	3	-3	98
Total	90	4	4	8	-10	191

JOONA LUOTO, LW

#46

Signed as a free agent on June 1, 2022.

Year	GP	G	A	PTS	+/-	PIM
2022-23	7	1	0	1	-7	0
Total	7	1	0	1	-7	0



CRAIG MacDONALD, C #11
Signed as a free agent on July 14, 2008.

Year	GP	G	A	PTS	+/-	PIM
2008-09	8	1	1	2	1	0
Total	8	1	1	2	1	0

DEREK MacKENZIE, C #26, 24
Signed as a free agent on July 11, 2007.

Year	GP	G	A	PTS	+/-	PIM
2007-08	17	2	0	2	-2	8
2008-09	1	0	0	0	-1	2
2009-10	18	1	3	4	3	0
2010-11	63	9	14	23	14	22
2011-12	66	7	7	14	4	40
2012-13	43	3	5	8	1	36
2013-14	71	9	9	18	0	47
Total	279	31	38	69	19	155

RYAN MacINNIS, C #49
Acquired from Arizona in exchange for D Jacob Graves and a conditional sixth round pick in the 2019 Draft on July 18, 2018.

Year	GP	G	A	PTS	+/-	PIM
2019-20	10	0	1	1	1	0
2020-21	16	0	0	0	-3	0
Total	26	0	1	1	-2	0

DON MacLEAN, C #36
Signed as a free agent on July 17, 2002.

Year	GP	G	A	PTS	+/-	PIM
2003-04	4	1	0	1	-1	0
Total	4	1	0	1	-1	0

JAMES MALATESTA, C #67
Selected 133rd overall in the 2021 Draft.

Year	GP	G	A	PTS	+/-	PIM
2023-24	11	2	2	4	-1	5
Total	11	2	2	4	-1	5

MANNY MALHOTRA, C #27
Claimed off waivers from Dallas on Nov. 21, 2003.

Year	GP	G	A	PTS	+/-	PIM
2003-04	56	12	13	25	-5	24
2005-06	58	10	21	31	1	41
2006-07	82	9	16	25	-8	76
2007-08	71	11	18	29	-3	34
2008-09	77	11	24	35	9	28
Total	344	53	92	145	-6	203



STEVE MALTAIS, LW #17
Signed as a free agent on Oct. 6, 2000.

Year	GP	G	A	PTS	+/-	PIM
2000-01	26	0	3	3	-9	12
Total	26	0	3	3	-9	12

MIKE MANELUK, RW #15
Signed as a free agent on Aug. 24, 2000.

Year	GP	G	A	PTS	+/-	PIM
2000-01	39	5	1	6	-11	33
Total	39	5	1	6	-11	33

PAUL MANNING, D #17
Acquired from Calgary for a fifth round pick in the 2001 Draft on June 24, 2001.

Year	GP	G	A	PTS	+/-	PIM
2002-03	8	0	0	0	0	2
Total	8	0	0	0	0	2

TODD MARCHANT, C #26
Signed as a free agent on July 3, 2003. Claimed off waivers by Anaheim on Nov. 21, 2005.

Year	GP	G	A	PTS	+/-	PIM
2003-04	77	9	25	34	-17	34
2005-06	18	3	6	9	-1	20
Total	95	12	31	43	-18	54

KIRILL MARCHENKO, RW #86
Selected 49th overall in the 2018 Draft.

Year	GP	G	A	PTS	+/-	PIM
2022-23	59	21	4	25	-23	16
2023-24	78	23	19	42	-5	14
Total	137	44	23	67	-28	30

GRANT MARSHALL, RW #29
Acquired from Dallas for a second round pick in the 2003 Draft on Aug. 29, 2001. Traded to New Jersey for a conditional draft pick on Mar. 10, 2003.

Year	GP	G	A	PTS	+/-	PIM
2001-02	81	15	18	33	-20	86
2002-03	66	8	20	28	-8	71
Total	147	23	38	61	-28	157

SPENCER MARTIN, G #30
Claimed off waivers from Vancouver on Sept. 29, 2023. Claimed off waivers by Carolina on Jan. 19, 2024.

Year	GP	G	A	PTS	+/-	PIM
2023-24	13	0	0	0	...	0
Total	13	0	0	0	...	0

RADEK MARTINEK, D #2
Signed as a free agent on July 6, 2012.

Year	GP	G	A	PTS	+/-	PIM
2011-12	7	1	0	1	-3	0
Total	7	1	0	1	-3	0

STEVE MASON, G #1
Selected 69th overall in the 2006 Draft. Traded to Philadelphia for G Michael Leighton and a third round pick in the 2015 Draft on Apr. 3, 2013.

Year	GP	G	A	PTS	+/-	PIM
2008-09	61	0	0	0	...	2
2009-10	58	0	2	2	...	2
2010-11	54	0	1	1	...	2
2011-12	46	0	2	2	...	2
2012-13	13	0	0	0	...	0
Total	232	0	5	5	...	8

STEFAN MATTEAU, LW #23
Signed as a free agent on Feb. 19, 2020.

Year	GP	G	A	PTS	+/-	PIM
2019-20	9	2	1	3	0	5
2020-21	18	1	0	1	-4	9
Total	27	3	1	4	-4	14

GREG MAULDIN, C #14
Selected 199th overall in the 2002 Draft.

Year	GP	G	A	PTS	+/-	PIM
2003-04	6	0	0	0	-2	4
Total	6	0	0	0	-2	4

MAKSIM MAYOROV, RW #43, 8
Selected 94th overall in the 2007 Draft.

Year	GP	G	A	PTS	+/-	PIM
2008-09	3	0	0	0	0	0
2009-10	4	0	0	0	-1	0
2010-11	5	1	0	1	0	0
2011-12	10	1	1	2	-3	2
Total	22	2	1	3	-4	2

KENT McDONELL, RW #15, 32
Acquired from Detroit for a sixth round pick in the 2003 Draft on Aug. 16, 2000.

Year	GP	G	A	PTS	+/-	PIM
2002-03	3	0	0	0	-1	0
2003-04	29	1	2	3	-7	36
Total	32	1	2	3	-8	36



ALL-TIME CBJ REGISTER

CURTIS McELHINNEY, G

#31, 30

Acquired with a second round pick in the 2012 Draft and a fifth round pick in the 2013 Draft from Phoenix for C Antoine Vermette on Feb. 22, 2012. Claimed off waivers by Toronto on Jan. 10, 2017.

Year	GP	G	A	PTS	+/-	PIM
2013-14	28	0	1	1	...	0
2014-15	32	0	0	0	...	0
2015-16	18	0	1	1	...	0
2016-17	7	0	0	0	...	0
Total	85	0	2	2	...	0

MIKE McKENNA, G

#30

Signed as a free agent on July 5, 2014.

Year	GP	G	A	PTS	+/-	PIM
2013-14	4	0	0	0	...	0
Total	4	0	0	0	...	0

HUNTER McKOWN, C

#41

Signed as a free agent on Mar. 20, 2023.

Year	GP	G	A	PTS	+/-	PIM
2022-23	12	0	2	2	-4	8
Total	12	0	2	2	-4	8

ADAM McQUAID, D

#54

Acquired from the NY Rangers in exchange for D Julius Bergman along with 2019 fourth and seventh round picks on Feb. 25, 2019.

Year	GP	G	A	PTS	+/-	PIM
2018-19	14	1	1	2	-1	9
Total	14	1	1	2	-1	9

ELVIS MERZLIKINS, G

#90

Selected 76th overall in the 2014 Draft.

Year	GP	G	A	PTS	+/-	PIM
2019-20	33	0	0	0	...	0
2020-21	28	0	1	1	...	0
2021-22	59	0	2	2	...	8
2022-23	30	0	1	1	...	4
2023-24	41	0	0	0	...	4
Total	191	0	4	4	...	16

MARC METHOT, D

#3

Selected 200th overall in the 2003 Draft. Traded to Ottawa for LW Nick Foligno on July 1, 2012.

Year	GP	G	A	PTS	+/-	PIM
2006-07	20	0	4	4	5	12
2007-08	9	0	0	0	-1	8
2008-09	66	4	13	17	7	55
2009-10	60	2	6	8	-8	51
2010-11	74	0	15	15	2	58
2011-12	46	1	6	7	-11	24
Total	275	7	44	51	-6	208

CARSON MEYER, RW

#55, 72

Selected 179th overall in the 2017 Draft.

Year	GP	G	A	PTS	+/-	PIM
2021-22	13	1	2	3	0	6
2022-23	14	0	1	1	-2	6
2023-24	14	1	1	2	-2	2
Total	41	2	4	6	-4	14

SONNY MILANO, LW

#22

Selected 16th overall in the 2014 Draft. Traded to Anaheim in exchange for C Devin Shore on Feb. 24, 2020.

Year	GP	G	A	PTS	+/-	PIM
2015-16	3	0	1	1	1	0
2016-17	4	0	0	0	-3	0
2017-18	55	14	8	22	-8	10
2018-19	8	1	0	1	0	0
2019-20	46	5	13	18	-5	22
Total	116	20	22	42	-15	32

FREDRIK MODIN, LW

#33

Acquired from Tampa Bay with G Fredrik Norrena for G Marc Denis on June 30, 2006. Traded to Los Angeles for a conditional seventh round pick in the 2010 Draft on Mar. 3, 2010.

Year	GP	G	A	PTS	+/-	PIM
2006-07	79	22	20	42	-3	50
2007-08	23	6	6	12	1	20
2008-09	50	9	16	25	2	28
2009-10	24	2	4	6	-6	12
Total	176	39	46	85	-6	110

GREG MOORE, C

#39

Acquired from the NY Islanders for D Dylan Reece on Mar. 1, 2010.

Year	GP	G	A	PTS	+/-	PIM
2009-10	4	0	0	0	0	0
Total	4	0	0	0	0	0

JOHN MOORE, D

#7, 4

Selected 21st overall in the 2009 Draft. Traded to the NY Rangers with C Derick Brassard, RW Derek Dorsett and a sixth round pick in the 2014 Draft for RW Marian Gaborik, D Steve Delisle and D Blake Parlett on Apr. 3, 2013.

Year	GP	G	A	PTS	+/-	PIM
2010-11	2	0	0	0	0	0
2011-12	67	2	5	7	-23	8
2012-13	17	0	1	1	-5	2
Total	86	2	6	8	-28	10

BRAD MORAN, C

#40, 41

Signed as a free agent on June 5, 2000.

Year	GP	G	A	PTS	+/-	PIM
2001-02	3	0	0	0	0	0
2003-04	2	1	1	2	-1	2
Total	5	1	1	2	-1	2

ETHAN MOREAU, LW

#19

Claimed off waivers from Edmonton on June 30, 2010.

Year	GP	G	A	PTS	+/-	PIM
2010-11	37	1	5	6	-9	24
Total	37	1	5	6	-9	24

JEREMY MORIN, LW

#9

Acquired from Chicago for D Tim Erixon on Dec. 14, 2014. Traded to Chicago with C Artem Anisimov, C Marko Dano, LW Corey Tropp and a fourth round pick in the 2016 Draft for LW Brandon Saad, D Michael Paliotta and C Alex Broadhurst on June 30, 2015.

Year	GP	G	A	PTS	+/-	PIM
2014-15	28	2	4	6	1	13
Total	28	2	4	6	1	13

TYLER MOTTE, C

#64

Acquired from Chicago with LW Artemi Panarin and NY Islanders' sixth round pick in the 2017 Draft for RW Brandon Saad, G Anton Forsberg and Columbus' fifth round pick in the 2018 Draft on June 23, 2017. Traded to Vancouver with LW Jussi Jokinen for LW Thomas Vanek on Feb. 26, 2018.

Year	GP	G	A	PTS	+/-	PIM
2017-18	31	3	2	5	-3	2
Total	31	3	2	5	-3	2

JOE MOTZKO, RW

#19, 37

Signed as a free agent on May 15, 2003. Traded to Anaheim with C Mark Hartigan and a fourth round pick in the 2007 Draft for C Zenon Konopka and a conditional seventh round pick in the 2007 Draft on Jan. 26, 2007.

Year	GP	G	A	PTS	+/-	PIM
2003-04	2	0	0	0	0	0
2005-06	2	0	0	0	-2	0
2006-07	7	1	0	1	0	0
Total	11	1	0	1	-2	0

ANDREW MURRAY, C

#51, 17

Selected 242nd overall in the 2001 Draft.

Year	GP	G	A	PTS	+/-	PIM
2007-08	39	6	4	10	0	12
2008-09	67	8	3	11	-6	10
2009-10	46	5	2	7	-6	6
2010-11	29	4	4	8	2	4
Total	181	23	13	36	-10	32

RYAN MURRAY, D

#27

Selected second overall in the 2012 Draft. Traded to New Jersey for a fifth round pick in the 2021 Draft on Oct. 8, 2020.

Year	GP	G	A	PTS	+/-	PIM
2013-14	66	4	17	21	4	10
2014-15	12	1	2	3	1	8
2015-16	82	4	21	25	-10	40
2016-17	60	2	9	11	3	24
2017-18	44	1	11	12	4	8
2018-19	56	1	28	29	20	10
2019-20	27	2	7	9	-9	4
Total	347	15	95	110	13	104



RICK NASH, LW

#61

Selected first overall in the 2002 Draft. Traded to the NY Rangers with D Steve Delisle and a conditional third round pick for C Brandon Dubinsky, C Artem Anisimov, D Tim Erixon and a first round pick in the 2013 draft on July 23, 2012.

Year	GP	G	A	PTS	+/-	PIM
2002-03	74	17	22	39	-27	78
2003-04	80	41	16	57	-35	87
2005-06	54	31	23	54	5	51
2006-07	75	27	30	57	-8	73
2007-08	80	38	31	69	2	95
2008-09	78	40	39	79	11	52
2009-10	76	33	34	67	-2	58
2010-11	75	32	34	66	2	34
2011-12	82	30	29	59	-19	40
Total	674	289	258	547	-71	568

RILEY NASH, C

#20

Signed as a free agent on July 1, 2018. Traded to Toronto for a conditional 2022 seventh round pick on Apr. 9, 2021.

Year	GP	G	A	PTS	+/-	PIM
2018-19	78	3	9	12	-8	19
2019-20	64	5	9	14	6	10
2020-21	37	2	5	7	-1	4
Total	179	10	23	33	-3	33

ANDREJ NEDOROST, C

#26, 38

Selected 286th overall in the 2000 Draft.

Year	GP	G	A	PTS	+/-	PIM
2001-02	7	0	2	2	-3	2
2002-03	12	0	1	1	-6	4
2003-04	9	2	0	2	0	6
Total	28	2	3	5	-9	12

CHRIS NIELSEN, RW

#22

Acquired from the NY Islanders for fourth and ninth round picks in the 2000 Draft on May 11, 2000. Traded to Atlanta with the rights of D Petteri Nummelin for RW Tomi Kallio and D Pauli Levokari on Dec. 2, 2002.

Year	GP	G	A	PTS	+/-	PIM
2000-01	29	4	5	9	4	4
2001-02	23	2	3	5	-3	4
Total	52	6	8	14	1	8

NIKITA NIKITIN, D

#6

Acquired from St. Louis for D Kris Russell on Nov. 11, 2011. Traded to Edmonton for a fifth round pick in the 2014 Draft on June 25, 2014.

Year	GP	G	A	PTS	+/-	PIM
2011-12	54	7	25	32	-5	14
2012-13	38	3	6	9	2	17
2013-14	66	2	13	15	9	20
Total	158	12	44	56	6	51

FREDRIK NORRENA, G

#30

Acquired from Tampa Bay with LW Fredrik Modin for G Marc Denis on June 20, 2006.

Year	GP	G	A	PTS	+/-	PIM
2006-07	55	0	0	0	...	6
2007-08	37	0	1	1	...	0
2008-09	8	0	0	0	...	0
Total	100	0	1	1	...	6

FILIP NOVAK, D

#46

Signed as a free agent on Aug. 8, 2006.

Year	GP	G	A	PTS	+/-	PIM
2006-07	6	0	0	0	1	2
Total	6	0	0	0	1	2

JIRI NOVOTNY, C

#12

Signed as a free agent on July 3, 2007.

Year	GP	G	A	PTS	+/-	PIM
2007-08	65	8	14	22	-10	24
2008-09	42	4	3	7	4	14
Total	107	12	17	29	-6	38

PETTERI NUMMELIN, D

#33

Selected 133rd overall in the 2000 Draft. Traded to Atlanta with RW Chris Nielsen for RW Tomi Kallio and D Pauli Levokari on Dec. 2, 2002.

Year	GP	G	A	PTS	+/-	PIM
2000-01	61	4	12	16	-11	10
Total	61	4	12	16	-11	10

MARKUS NUTIVAARA, D

#65

Selected 189th overall in the 2015 Draft. Traded to Florida for F Cliff Pu on Oct. 8, 2020.

Year	GP	G	A	PTS	+/-	PIM
2016-17	66	2	5	7	7	6
2017-18	61	7	16	23	13	14
2018-19	80	5	16	21	3	6
2019-20	37	3	6	9	2	4
Total	244	17	43	60	25	30



ALEX NYLANDER, RW

#92

Acquired from Pittsburgh with a conditional sixth round pick in the 2026 Draft for Emil Bemstrom on February 23, 2024.

Year	GP	G	A	PTS	+/-	PIM
2023-24	23	11	4	15	-1	6
Total	23	11	4	15	-1	6

GUSTAV NYQUIST, LW

#14

Signed as a free agent on July 1, 2019. Traded to Minnesota in exchange for a 2023 fifth round pick (Boston's) on Feb. 28, 2023.

Year	GP	G	A	PTS	+/-	PIM
2019-20	70	15	27	42	4	16
2021-22	82	18	35	53	-12	26
2022-23	48	10	12	22	-11	6
Total	200	43	74	117	-19	48

LYLE ODELEIN, D

#4

Selected in the Expansion Draft on June 23, 2000. Signed on June 29, 2000. Traded to Chicago for D Jaroslav Spacek and a second round pick in the 2003 Draft on Mar. 19, 2002.

Year	GP	G	A	PTS	+/-	PIM
2000-01	81	3	14	17	-16	118
2001-02	65	2	14	16	-28	89
Total	146	5	28	33	-44	207

MATHIEU OLIVIER, RW

#24

Acquired from Nashville in exchange for a 2022 fourth round pick on June 30, 2022.

Year	GP	G	A	PTS	+/-	PIM
2022-23	66	5	10	15	-20	81
2023-24	54	5	7	12	-4	70
Total	120	10	17	27	-24	151

KRZYSZTOF OLIIWA, LW

#29

Acquired from New Jersey for a third round pick in the 2001 Draft and future considerations on June 12, 2000. Traded to Pittsburgh for third round pick in the 2001 Draft on Jan. 14, 2001.

Year	GP	G	A	PTS	+/-	PIM
2000-01	10	0	2	2	1	34
Total	10	0	2	2	1	34

NATHAN PAETSCH, D

#4

Acquired from Buffalo with a second round pick in the 2010 Draft for LW Raffi Torres on Mar. 3, 2010.

Year	GP	G	A	PTS	+/-	PIM
2009-10	10	0	0	0	-5	6
Total	10	0	0	0	-5	6

SAMUEL PAHLSSON, C

#26

Signed as a free agent on July 1, 2009. Traded to Vancouver for D Taylor Ellington and two fourth round picks in the 2012 Draft on Feb. 27, 2012.

Year	GP	G	A	PTS	+/-	PIM
2009-10	79	3	13	16	-9	32
2010-11	82	7	13	20	-13	30
2011-12	61	2	9	11	-6	22
Total	222	12	35	47	-28	84



ALL-TIME CBJ REGISTER

MICHAEL PALIOTTA, D

#36

Acquired from Chicago with LW Brandon Saad and C Alex Broadhurst for C Artem Anisimov, C Marko Dano, LW Corey Tropp, LW Jeremy Morin and a fourth round pick in the 2016 NHL Draft on June 30, 2015.

Year	GP	G	A	PTS	+/-	PIM
2015-16	1	0	0	0	0	4
Total	1	0	0	0	0	4

ARTEMI PANARIN, LW

#9

Acquired from Chicago with C Tyler Motte and the NY Islanders' sixth round pick in 2017 Draft for RW Brandon Saad, G Anton Forsberg and a fifth round pick in 2018 Draft on June 23, 2017.

Year	GP	G	A	PTS	+/-	PIM
2017-18	81	27	55	82	23	26
2018-19	79	28	59	87	14	23
Total	160	55	114	169	37	49

MIKE PANDOLFO, LW

#39

Rights acquired from Buffalo along with the 30th overall pick in the 2002 Draft for the 20th overall pick in the 2002 Draft on June 22, 2002. Signed on July 8, 2002.

Year	GP	G	A	PTS	+/-	PIM
2003-04	3	0	0	0	-2	0
Total	3	0	0	0	-2	0

MICHAEL PECA, C

#19

Signed as a free agent on Aug. 23, 2007.

Year	GP	G	A	PTS	+/-	PIM
2007-08	65	8	26	34	-1	64
2008-09	71	4	18	22	-6	58
Total	136	12	44	56	-7	122

LANE PEDERSON, C

#18

Claimed off waivers from Vancouver on Jan. 28, 2023.

Year	GP	G	A	PTS	+/-	PIM
2022-23	16	2	1	3	-4	11
Total	16	2	1	3	-4	11

ANDREW PEEKE, D

#2

Selected 34th overall in the 2016 Draft. Traded to Boston for Jakub Zboril and a third round pick in the 2027 Draft on Mar. 8, 2024.

Year	GP	G	A	PTS	+/-	PIM
2019-20	22	1	2	3	1	4
2020-21	11	0	3	3	-4	4
2021-22	82	2	13	15	-14	60
2022-23	80	6	7	13	-41	22
2023-24	23	1	7	8	-2	6
Total	218	10	32	42	-60	86

ALEXANDRE PICARD, LW

#19, 21

Selected eighth overall in the 2004 Draft. Traded to Phoenix for C Chad Kolarik on Mar. 3, 2010.

Year	GP	G	A	PTS	+/-	PIM
2005-06	17	0	0	0	-2	14
2006-07	23	0	1	1	-3	6
2007-08	3	0	0	0	0	2
2008-09	15	0	1	1	-1	26
2009-10	9	0	0	0	-3	10
Total	67	0	2	2	-9	58

ADAM PINEAULT, RW

#41

Selected 46th overall in the 2004 Draft. Traded to Chicago for RW Michael Blunden on Jan. 10, 2009.

Year	GP	G	A	PTS	+/-	PIM
2007-08	3	0	0	0	-2	0
Total	3	0	0	0	-2	0

LASSE PIJETA, LW

#20

Selected 133rd overall in the 2002 Draft. Traded to Pittsburgh for C Brian Holzinger on Mar. 9, 2004.

Year	GP	G	A	PTS	+/-	PIM
2002-03	51	11	10	21	-4	12
2003-04	57	2	8	10	-6	20
Total	108	13	18	31	-10	32

GEOFF PLATT, C

#18

Signed as a free agent on Nov. 25, 2005. Traded to Anaheim for D Clay Wilson and D Aaron Rome on Nov. 15, 2007.

Year	GP	G	A	PTS	+/-	PIM
2005-06	15	0	5	5	-4	16
2006-07	26	4	5	9	1	10
Total	41	4	10	14	-3	26

TOMAS POPPERLE, G

#1

Selected 131st overall in the 2005 Draft.

Year	GP	G	A	PTS	+/-	PIM
2006-07	2	0	0	0	...	0
Total	2	0	0	0	...	0

SEAN PRONGER, C

#12, 19

Claimed off waivers from the NY Islanders on May 18, 2001. Traded to Vancouver for D Zenith Komarniski on Oct. 30, 2003.

Year	GP	G	A	PTS	+/-	PIM
2001-02	26	3	1	4	-4	4
2002-03	78	7	6	13	-26	72
Total	104	10	7	17	-30	76

VINNY PROSPAL, LW

#22

Signed as a free agent on July 23, 2011.

Year	GP	G	A	PTS	+/-	PIM
2011-12	82	16	39	55	-11	36
2012-13	38	12	18	30	3	32
Total	130	28	57	85	-8	68

**DALTON PROUT, D**

#47

Selected 154th overall in the 2010 Draft. Traded to New Jersey for D Kyle Quincey on Mar. 1, 2017.

Year	GP	G	A	PTS	+/-	PIM
2011-12	5	0	0	0	1	0
2012-13	28	1	6	7	15	25
2013-14	49	2	4	6	-7	37
2014-15	63	0	8	8	-14	85
2015-16	64	3	6	9	-6	102
2016-17	15	0	3	3	4	14
Total	224	6	27	33	-7	263

IVAN PROVOROV, D

#9

Acquired in a three-team trade involving Philadelphia and Los Angeles in exchange for a first round pick in the 2023 Draft, and a conditional second-round pick in the 2025 Draft on June 6, 2023.

Year	GP	G	A	PTS	+/-	PIM
2023-24	82	5	27	32	-11	20
Total	82	5	27	32	-11	20

MARTIN PRUSEK, G

#35

Signed as a free agent on Aug. 4, 2005.

Year	GP	G	A	PTS	+/-	PIM
2005-06	9	0	0	0	...	0
Total	9	0	0	0	...	0

JAMIE PUSHOR, D

#5, 6

Selected in the Expansion Draft on June 23, 2000. Traded to Pittsburgh for a fourth round pick in the 2003 Draft on Mar. 15, 2002. Signed as a free agent on Dec. 10, 2003. Traded to the NY Rangers for an eighth round pick in the 2004 Draft on Jan. 23, 2004. Signed as a free agent on Oct. 5, 2005.

Year	GP	G	A	PTS	+/-	PIM
2000-01	75	3	10	13	7	94
2001-02	61	0	6	6	-10	54
2003-04	7	0	0	0	-2	2
2005-06	4	1	2	3	1	0
Total	147	4	18	22	-4	150

MIKAEL PYYHTIA, LW

#82

Selected 114th overall in the 2020 Draft.

Year	GP	G	A	PTS	+/-	PIM
2022-23	2	0	1	1	-2	2
2023-24	17	0	2	2	-5	0
Total	19	0	3	3	-7	2



KYLE QUINCEY, D

Acquired from New Jersey for D Dalton Prout on Mar. 1, 2017.

Year	GP	G	A	PTS	+/-	PIM
2016-17	20	2	1	3	0	12
Total	20	2	1	3	0	12

#26

DERON QUINT, D

Acquired from New Jersey for past considerations on June 23, 2000.

Year	GP	G	A	PTS	+/-	PIM
2000-01	57	7	16	23	-19	16
2001-02	75	7	18	25	-34	26
Total	132	14	34	48	-53	42

#7

JOHN RAMAGE, D

Signed as a free agent on July 3, 2015.

Year	GP	G	A	PTS	+/-	PIM
2015-16	1	0	0	0	-2	0
Total	1	0	0	0	-2	0

#55

JEREMY REICH, LW

Signed as a free agent on May 17, 2000.

Year	GP	G	A	PTS	+/-	PIM
2003-04	9	0	1	1	-3	20
Total	9	0	1	1	-3	20

#33

JUSTIN RICHARDS, C

Signed as a free agent on Dec. 19, 2022.

Year	GP	G	A	PTS	+/-	PIM
2022-23	2	0	1	1	-1	0
Total	2	0	1	1	-1	0

#36

LUKE RICHARDSON, D

Signed as a free agent on July 4, 2002. Traded to Toronto for a conditional pick on Mar. 8, 2006.

Year	GP	G	A	PTS	+/-	PIM
2002-03	82	0	13	13	-16	73
2003-04	64	1	5	6	-11	48
2005-06	44	1	6	7	-18	30
Total	190	2	24	26	-45	151

#22



CRAIG RIVET, D

Claimed off waivers from Buffalo on Feb. 26, 2011.

Year	GP	G	A	PTS	+/-	PIM
2010-11	14	1	0	1	-7	23
Total	14	1	0	1	-7	23

#52

ERIC ROBINSON, LW

Signed as a free agent on Mar. 26, 2018. Traded to Buffalo for a seventh round pick in the 2025 Draft on Dec. 6, 2023.

Year	GP	G	A	PTS	+/-	PIM
2017-18	1	0	0	0	1	0
2018-19	13	0	0	0	-4	0
2019-20	50	7	5	12	10	12
2020-21	56	8	10	18	6	4
2021-22	67	10	17	27	-1	18
2022-23	72	12	12	24	-21	6
2023-24	7	1	0	1	-3	0
Total	266	38	44	82	-12	40

#50

TODD ROHLOFF, D

Signed as a free agent on Sept. 5, 2003. Claimed off waivers by Washington on Jan. 9, 2004.

Year	GP	G	A	PTS	+/-	PIM
2003-04	24	0	2	2	-12	8
Total	24	0	2	2	-12	8

#24

AARON ROME, D

Acquired with D Clay Wilson from Anaheim for C Geoff Platt on Nov. 15, 2007.

Year	GP	G	A	PTS	+/-	PIM
2007-08	17	1	1	2	-4	33
2008-09	8	0	1	1	1	0
Total	25	1	2	3	-3	33

#44, 24

JACK ROSLOVIC, C

Acquired from Winnipeg with LW Patrik Laine for C Pierre-Luc Dubois and a 2022 third round pick on Jan. 23, 2021. Traded to the New York Rangers for a fourth round pick in the 2026 Draft on Mar. 8, 2024.

Year	GP	G	A	PTS	+/-	PIM
2020-21	48	12	22	34	-11	14
2021-22	81	22	23	45	2	12
2022-23	77	11	33	44	-14	10
2023-24	40	6	17	23	-9	14
Total	246	51	95	146	-32	50

#96

MATHIEU ROY, D

Signed as a free agent on July 14, 2009.

Year	GP	G	A	PTS	+/-	PIM
2009-10	31	0	10	10	-2	17
Total	31	0	10	10	-2	17

#36

MICHAEL RUPP, C

Acquired from Phoenix with LW Jason Chimera and D Cale Hulse for LW Geoff Sanderson and RW Tim Jackman on Oct. 8, 2005.

Year	GP	G	A	PTS	+/-	PIM
2005-06	39	4	2	6	-3	58
Total	39	4	2	6	-3	58

#20

KRIS RUSSELL, D

Selected 67th overall in the 2005 Draft. Traded to St. Louis for D Nikita Nikitin on Nov. 11, 2012.

Year	GP	G	A	PTS	+/-	PIM
2007-08	67	2	8	10	-12	14
2008-09	66	2	19	21	-10	28
2009-10	70	7	15	22	3	32
2010-11	73	5	18	23	-9	37
2011-12	12	2	1	3	-1	13
Total	288	18	61	79	-29	124

#2, 10

RYAN RUSSELL, LW

Acquired from Montreal for RW Mike Blunden on July 7, 2011.

Year	GP	G	A	PTS	+/-	PIM
2011-12	41	2	0	2	-7	2
Total	41	2	0	2	-7	2

#25

KERBY RYCHEL, LW

Selected 19th overall in the 2013 Draft. Traded to Toronto for D Scott Harrington on June 25, 2016.

Year	GP	G	A	PTS	+/-	PIM
2014-15	5	0	3	3	3	2
2015-16	32	2	7	9	5	15
Total	37	2	10	12	8	17

#52, 21

BRANDON SAAD, LW

Acquired from Chicago with D Michael Paliotta and C Alex Broadhurst for C Artem Anisimov, C Marko Dano, LW Corey Tropp, LW Jeremy Morin and a fourth round pick in the 2016 Draft on June 30, 2015. Traded to Chicago with G Anton Forsberg and a fifth round selection in the 2018 NHL Draft for LW Artemi Panarin, LW Tyler Motte and a sixth round pick in the 2017 Draft on June 23, 2017.

Year	GP	G	A	PTS	+/-	PIM
2015-16	78	31	22	53	1	14
2016-17	82	24	29	53	23	8
Total	160	55	51	106	24	22

#20

GEOFF SANDERSON, LW

Selected in the Expansion Draft on June 23, 2000. Traded to Vancouver for a third round pick in the 2004 Draft on Mar. 9, 2004. Claimed off waivers from Vancouver on June 28, 2004. Traded to Phoenix with RW Tim Jackman for LW Jason Chimera, C Michael Rupp and D Cale Hulse on Oct. 8, 2005.

Year	GP	G	A	PTS	+/-	PIM
2000-01	68	30	26	56	4	46
2001-02	42	11	5	16	-15	12
2002-03	82	34	33	67	-4	34
2003-04	67	13	16	29	-9	34
2005-06	2	0	0	0	-1	0
Total	261	88	80	168	-25	126

#8



ALL-TIME CBJ REGISTER

CURTIS SANFORD, G

#30

Signed as a free agent on July 1, 2011.

Year	GP	G	A	PTS	+/-	PIM
2011-12	36	0	0	0	...	0
Total	36	0	0	0	...	0

PETER SARNO, C

#44

Signed as a free agent on Aug. 22, 2005.

Year	GP	G	A	PTS	+/-	PIM
2005-06	1	0	0	0	0	0
Total	1	0	0	0	0	0

DAVID SAVARD, D

#58

Selected 94th overall in the 2009 Draft. Traded to Tampa Bay for a 2021 first round pick and a 2022 third round selection on Apr. 10, 2021.

Year	GP	G	A	PTS	+/-	PIM
2011-12	31	2	8	10	0	16
2012-13	4	0	0	0	-3	0
2013-14	70	5	10	15	+2	28
2014-15	82	11	25	36	0	71
2015-16	65	4	21	25	-7	45
2016-17	74	6	17	23	33	44
2017-18	81	4	12	16	2	32
2018-19	82	8	16	24	19	36
2019-20	68	0	11	11	-3	35
2020-21	40	1	5	6	-19	24
Total	597	41	125	166	24	331

JORDAN SCHROEDER, LW

#14

Acquired from Minnesota for C Dante Salituro on June 23, 2017. Traded to Chicago for G Jean-Francois Berube on June 27, 2018.

Year	GP	G	A	PTS	+/-	PIM
2017-18	21	1	1	2	-4	4
Total	21	1	1	2	-4	4

NICK SCHULTZ, D

#15

Acquired from Edmonton in exchange for a fifth round pick in the 2014 NHL Draft on Mar. 5, 2014.

Year	GP	G	A	PTS	+/-	PIM
2013-14	9	0	1	1	-2	4
Total	9	0	1	1	-2	4

DARREL SCOVILLE, D

#37

Signed as a free agent on July 10, 2001.

Year	GP	G	A	PTS	+/-	PIM
2002-03	2	0	0	0	0	4
2003-04	8	0	1	1	-4	6
Total	10	0	1	1	-4	10

LUKAS SEDLAK, C

#45

Selected 158th overall in the 2011 Draft.

Year	GP	G	A	PTS	+/-	PIM
2016-17	62	7	6	13	10	25
2017-18	53	4	4	8	-3	21
2018-19	47	4	2	6	-5	10
Total	162	15	12	27	2	56

ALEXANDER SELIVANOV, RW

#23

Signed as a free agent on Nov. 27, 2000.

Year	GP	G	A	PTS	+/-	PIM
2000-01	59	8	11	19	-11	38
Total	59	8	11	19	-11	38

SEAN SELMSER, LW

#36

Signed as a free agent on Aug. 3, 2000.

Year	GP	G	A	PTS	+/-	PIM
2000-01	1	0	0	0	0	5
Total	1	0	0	0	0	5

TOM SESTITO, LW

#43, 23

Selected 85th overall in the 2006 Draft. Traded to Philadelphia for RW Greg Moore and C Michael Chaput on Feb. 28, 2011.

Year	GP	G	A	PTS	+/-	PIM
2007-08	1	0	0	0	0	17
2009-10	3	0	0	0	0	7
2010-11	9	2	2	4	-4	40
Total	13	2	2	4	-4	64

CAM SEVERSON, LW

#24

Acquired from Calgary for D Cale Hulse on Feb. 28, 2006.

Year	GP	G	A	PTS	+/-	PIM
2005-06	4	0	0	0	0	5
Total	4	0	0	0	0	5

DAMON SEVERSON, D

#78

Acquired from New Jersey for a third round pick in the 2023 Draft.

Year	GP	G	A	PTS	+/-	PIM
2023-24	67	9	19	28	-10	51
Total	67	9	19	28	-10	51

JODY SHELLEY, LW

#45

Signed as a free agent on Jan. 31, 2001. Traded to San Jose for a sixth round pick in the 2009 Draft on Jan. 29, 2008.

Year	GP	G	A	PTS	+/-	PIM
2000-01	1	0	0	0	0	10
2001-02	52	3	3	6	1	206
2002-03	68	1	4	5	-5	249
2003-04	76	3	3	6	-10	228
2005-06	80	3	7	10	-4	163
2006-07	72	1	1	2	-6	125
2007-08	31	0	0	0	-2	44
Total	380	11	18	29	-26	1,025

KOLE SHERWOOD, RW

#88

Signed as a free agent on July 7, 2015.

Year	GP	G	A	PTS	+/-	PIM
2018-19	2	0	0	0	0	0
2019-20	3	0	0	0	0	2
2020-21	6	0	1	1	-2	7
Total	11	0	1	1	-2	9

DEVIN SHORE, C

#74

Acquired from Anaheim in exchange for LW Sonny Milano on Feb. 24, 2020.

Year	GP	G	A	PTS	+/-	PIM
2019-20	6	1	1	2	-2	0
Total	6	1	1	2	-2	0

COLE SILLINGER, C

#34, 9

Selected 12th overall in the 2021 Draft.

Year	GP	G	A	PTS	+/-	PIM
2021-22	79	16	15	31	-22	37
2022-23	64	3	8	11	-23	22
2023-24	77	13	19	32	-4	46
Total	220	32	42	74	-49	105

MIKE SILLINGER, C

#16

Signed as a free agent on July 7, 2001. Traded to Dallas with a second round draft pick in the 2004 Draft for D Darryl Sydor on July 22, 2003.

Year	GP	G	A	PTS	+/-	PIM
2001-02	80	20	23	43	-35	54
2002-03	75	18	25	43	-21	52
Total	155	38	48	86	-56	106

BEN SIMON, C

#41

Signed as a free agent on Aug. 11, 2005.

Year	GP	G	A	PTS	+/-	PIM
2005-06	13	0	0	0	-4	4
Total	13	0	0	0	-4	4

JACK SKILLE, RW

#5, 10

Signed as a free agent on July 7, 2013. Claimed off waivers from NY Islanders on Oct. 5, 2014.

Year	GP	G	A	PTS	+/-	PIM
2013-14	16	4	0	4	2	6
2014-15	45	6	2	8	-18	16
Total	61	10	2	12	-16	22

BLAKE SLOAN, RW

#27

Claimed off waivers from Dallas on Mar. 13, 2001. Traded to Calgary for D Jamie Allison on Mar. 19, 2002.

Year	GP	G	A	PTS	+/-	PIM
2000-01	14	1	0	1	-2	13
2001-02	60	2	7	9	-18	46
Total	74	3	7	10	-20	59

HISTORY

ALL-TIME CBJ REGISTER



JAROSLAV SPACEK, D #3

Acquired from Chicago with a second round pick in the 2003 Draft for D Lyle Odelein on Mar. 19, 2002.

Year	GP	G	A	PTS	+/-	PIM
2001-02	14	2	3	5	-9	24
2002-03	81	9	36	45	-23	70
2003-04	58	5	17	22	-13	45
Total	153	16	56	72	-45	139



MARTIN SPANHEL, LW #20

Signed as a free agent on May 30, 2000.

Year	GP	G	A	PTS	+/-	PIM
2000-01	6	1	0	1	-1	2
2001-02	4	1	0	1	-2	2
Total	10	2	0	2	-3	4

KEVIN STENLUND, C #11

Selected 58th overall in the 2015 Draft.

Year	GP	G	A	PTS	+/-	PIM
2018-19	4	0	0	0	0	4
2019-20	32	6	4	10	2	8
2020-21	32	5	5	10	-4	8
2021-22	3	0	0	0	0	2
Total	71	11	9	20	-2	22

ANTON STRALMAN, D #6

Acquired from Calgary for a third round pick in the 2010 Draft on Sept. 28, 2009.

Year	GP	G	A	PTS	+/-	PIM
2009-10	73	6	28	34	-17	37
2010-11	51	1	17	18	-11	22
Total	124	7	45	52	-28	59

FREDERIC ST-DENIS, D #28

Signed as a free agent on July 7, 2013.

Year	GP	G	A	PTS	+/-	PIM
2014-15	4	0	1	1	-1	0
Total	4	0	1	1	-1	0

MALCOLM SUBBAN, G #32

Acquired from St. Louis for future considerations on Mar. 8, 2024.

Year	GP	G	A	PTS	+/-	PIM
2023-24	1	0	0	0	...	0
Total	1	0	0	0	...	0

RADOSLAV SUCHY, D #21

Acquired from Phoenix with a sixth round pick in the 2005 Draft for a fourth round pick in the 2005 Draft.

Year	GP	G	A	PTS	+/-	PIM
2005-06	79	1	7	8	-8	30
Total	79	1	7	8	-8	30

ALEXANDER SVITOV, C #16

Acquired from Tampa Bay along with a third round pick in the 2004 Draft for D Darryl Sydor and a fourth round pick in the 2004 Draft on Jan. 27, 2004.

Year	GP	G	A	PTS	+/-	PIM
2003-04	29	2	6	8	-8	16
2006-07	76	7	11	18	-10	145
Total	105	9	17	26	-18	161

STANISLAV SVOZIL, D #81

Selected 69th overall in the 2021 Draft.

Year	GP	G	A	PTS	+/-	PIM
2022-23	2	0	1	1	-3	2
Total	2	0	1	1	-3	2

BILLY SWEEZEY, D #6

Signed as a free agent on Mar. 7, 2022.

Year	GP	G	A	PTS	+/-	PIM
2022-23	9	0	1	1	-3	9
Total	9	0	1	1	-3	9

DARRYL SYDOR, D #5

Acquired from Dallas for Mike Sillinger and a second round pick in the 2004 Draft on July 22, 2003. Traded to Tampa Bay along with a fourth round pick in the 2004 Draft for C Alexander Svitov and a third round pick in the 2004 Draft on Jan. 27, 2004.

Year	GP	G	A	PTS	+/-	PIM
2003-04	49	2	13	15	-19	26
Total	49	2	13	15	-19	26

DANIIL TARASOV, G #40

Selected 86th overall in the 2017 Draft.

Year	GP	G	A	PTS	+/-	PIM
2021-22	4	0	0	0	...	0
2022-23	17	0	1	1	...	0
2023-24	24	0	0	0	...	0
Total	45	0	1	1	...	0

DICK TARNSTROM, D #23

Acquired from Edmonton for LW Curtis Glencross on Feb. 1, 2008.

Year	GP	G	A	PTS	+/-	PIM
2007-08	19	2	7	9	-5	12
Total	9	2	7	9	-5	12

ALEXANDRE TEXIER, C #42

Selected 45th overall in the 2018 Draft. Traded to St. Louis for a fourth round pick in the 2025 Draft on June 28, 2024.

Year	GP	G	A	PTS	+/-	PIM
2018-19	2	1	0	1	3	0
2019-20	36	6	7	13	3	10
2020-21	49	4	11	15	-13	22
2021-22	36	11	9	20	0	12
2023-24	78	12	18	30	-5	38
Total	201	34	45	79	-12	82

CALVIN THURKAUF, C #48

Selected 185th overall in the 2016 Draft.

Year	GP	G	A	PTS	+/-	PIM
2019-20	3	0	0	0	0	0
Total	3	0	0	0	0	0

MATTIAS TIMANDER, D #37

Selected in the Expansion Draft on June 23, 2000. Traded to the NY Islanders for a fourth round pick in the 2002 Draft on June 22, 2002.

Year	GP	G	A	PTS	+/-	PIM
2000-01	76	2	9	11	-8	24
2001-02	78	4	7	11	-33	44
Total	154	6	16	22	-41	68

OLE-KRISTIAN TOLLEFSEN, D #55

Selected 65th overall in the 2002 Draft.

Year	GP	G	A	PTS	+/-	PIM
2005-06	5	0	0	0	-2	2
2006-07	70	2	3	5	2	123
2007-08	51	2	2	4	-3	111
2008-09	19	0	1	1	-4	37
Total	145	4	6	10	-7	273

RAFFI TORRES, LW #14

Acquired from Edmonton for C Gilbert Brule on July 1, 2008. Traded to Buffalo for D Nathan Paetsch and a second round pick in the 2010 Draft on Mar. 3, 2010.

Year	GP	G	A	PTS	+/-	PIM
2008-09	51	12	8	20	-4	23
2009-10	60	19	12	31	-8	32
Total	111	31	20	51	-12	55

COREY TROPP, RW #26

Claimed off waivers from Buffalo on Nov. 28, 2013. Traded to Chicago with C Artem Anisimov, C Marko Dano, LW Jeremy Morin and a fourth round pick in the 2016 Draft for LW Brandon Saad, D Michael Paliotta and C Alex Broadhurst on June 30, 2015.

Year	GP	G	A	PTS	+/-	PIM
2013-14	44	2	8	10	11	37
2014-15	61	1	7	8	-14	76
Total	105	3	15	18	-3	113



ALL-TIME CBJ REGISTER

RON TUGNUTT, G #31

Signed as a free agent on July 4, 2000. Traded to Dallas with a second round pick in the 2002 Draft for a first round pick in the 2002 Draft on June 17, 2002.

Year	GP	G	A	PTS	+/-	PIM
2000-01	53	0	1	1	...	2
2001-02	44	0	1	1	...	0
Total	97	0	2	2	...	2

T.J. TYNAN, C #49

Selected 66th overall in the 2011 NHL Draft.

Year	GP	G	A	PTS	+/-	PIM
2016-17	3	0	0	0	-1	0
Total	3	0	0	0	-1	0

DANA TYRELL, C #34

Acquired from Tampa Bay with D Matt Taormina for LW Jonathan Marchessault and LW Dalton Smith on Mar. 3, 2014.

Year	GP	G	A	PTS	+/-	PIM
2014-15	3	0	0	0	-1	0
Total	3	0	0	0	-1	0

FEDOR TYUTIN, D #51

Acquired with D Christian Backman from the NY Rangers for RW Nikolai Zherdev and RW Dan Fritsche on July 2, 2008. Contract bought out on June 29, 2016.

Year	GP	G	A	PTS	+/-	PIM
2008-09	82	9	25	34	1	81
2009-10	80	6	26	32	-7	49
2010-11	80	7	20	27	-12	32
2011-12	66	5	21	26	-21	49
2012-13	48	4	18	22	9	28
2013-14	69	4	22	26	6	44
2014-15	67	3	12	15	8	40
2015-16	61	1	2	3	-6	28
Total	553	39	146	185	-22	351



R.J. UMBERGER, C #18

Acquired with a fourth round pick in the 2008 Draft from Philadelphia for a first round pick and a third round pick in the 2008 Draft on June 20, 2008. Traded with a fourth round pick in the 2015 Draft to Philadelphia for LW Scott Hartnell on June 23, 2014.

Year	GP	G	A	PTS	+/-	PIM
2008-09	82	26	20	46	-10	53
2009-10	82	23	32	55	-16	40
2010-11	82	25	32	57	3	38
2011-12	77	20	20	40	-10	27
2012-13	48	8	10	18	3	16
2013-14	74	18	16	34	-3	26
Total	445	120	130	250	-33	200

SCOTTIE UPSHALL, RW #9

Acquired with D Sami Lepisto from Phoenix for D Rostislav Klesla and C Dane Byers on Feb. 28, 2011.

Year	GP	G	A	PTS	+/-	PIM
2010-11	21	6	1	7	-12	10
Total	21	6	1	7	-12	10

THOMAS VANEK, LW #26

Acquired from Vancouver for LW Jussi Jokinen and C Tyler Motte on Feb. 26, 2018.

Year	GP	G	A	PTS	+/-	PIM
2017-18	19	7	8	15	9	8
Total	19	7	8	15	9	8

DARREN VAN IMPE, D #27

Signed as a free agent on Jan. 20, 2003.

Year	GP	G	A	PTS	+/-	PIM
2002-03	14	1	1	2	-6	10
Total	14	1	1	2	-6	10

VEINI VEHVILAINEN, G #35

Selected 173rd overall at the 2018 NHL Draft. Traded to Toronto for D Mikko Lehtonen on Mar. 12, 2021.

Year	GP	G	A	PTS	+/-	PIM
2020-21	1	0	0	0	...	0
Total	1	0	0	0	...	0

ANTOINE VERMETTE, C #50

Acquired from Ottawa for G Pascal Leclaire and a second round pick in the 2009 Draft on Mar. 4, 2009. Traded to Phoenix for G Curtis McElhinney, a second round pick in 2012 and a conditional fifth round pick in 2013 on Feb. 22, 2012.

Year	GP	G	A	PTS	+/-	PIM
2008-09	17	7	6	13	5	8
2009-10	82	27	38	65	2	32
2010-11	82	19	28	47	0	60
2011-12	60	8	19	27	-17	12
Total	241	61	91	152	-10	112

JAKUB VORACEK, RW #93

Selected seventh overall in the 2006 Draft. Traded to Philadelphia with a first round pick and a third round pick in the 2011 Draft for C Jeff Carter on June 22, 2007. Acquired from Philadelphia in exchange for Cam Atkinson on July 24, 2021. Traded with a 2023 sixth-round pick to Arizona for G Jon Gillies on Mar. 2, 2023.

Year	GP	G	A	PTS	+/-	PIM
2008-09	80	9	29	38	11	44
2009-10	81	16	34	50	-7	26
2010-11	80	14	32	46	-3	26
2021-22	79	6	56	62	-13	44
2022-23	11	1	5	6	-7	0
Total	331	46	156	202	-19	140

DMITRI VORONKOV, C #10

Selected 114th overall at the 2019 NHL Draft.

Year	GP	G	A	PTS	+/-	PIM
2023-24	75	18	16	34	-6	52
Total	75	18	16	34	-6	52

DAVID VYBORNY, RW #9

Signed as a free agent on June 8, 2000.

Year	GP	G	A	PTS	+/-	PIM
2000-01	79	13	19	32	-9	22
2001-02	75	13	18	31	-14	6
2002-03	79	20	26	46	12	16
2003-04	82	22	31	53	-26	40
2005-06	80	22	43	65	-9	50
2006-07	82	16	48	64	6	60
2007-08	66	7	19	26	-8	34
Total	543	113	204	317	-48	228

DERRICK WALSER, D #23

Signed as a free agent on Sept. 17, 2001. Traded to Carolina with a fourth round pick in the 2006 Draft for a fourth round pick in the 2005 Draft on July 30, 2005. Acquired from Carolina for D Mark Flood on Nov. 29, 2006.

Year	GP	G	A	PTS	+/-	PIM
2001-02	2	1	0	1	-2	0
2002-03	53	4	13	17	-9	34
2003-04	27	1	8	9	-6	22
2006-07	9	2	0	2	-1	0
Total	91	8	21	29	-18	56

ALEXANDER WENNBORG, C #41, 10

Selected 14th overall in the 2013 Draft. Contract bought out on Oct. 9, 2020.

Year	GP	G	A	PTS	+/-	PIM
2014-15	68	4	16	20	-19	22
2015-16	69	8	32	40	-1	2
2016-17	80	13	46	59	9	21
2017-18	66	8	27	35	22	12
2018-19	75	2	23	25	-1	12
2019-20	57	5	17	22	-5	16
Total	415	40	161	201	5	85

HISTORY



ZACH WERENSKI, D #8

Selected eighth overall in the 2015 Draft.

Year	GP	G	A	PTS	+/-	PIM
2016-17	78	11	36	47	17	14
2017-18	77	16	21	37	8	16
2018-19	82	11	33	44	-12	18
2019-20	63	20	21	41	9	10
2020-21	35	7	13	20	-9	13
2021-22	68	11	37	48	-15	22
2022-23	13	3	5	8	-6	0
2023-24	70	11	46	57	0	22
Total	486	90	212	302	-8	115

DUVIE WESTCOTT, D #40

Signed as a free agent on May 10, 2001.

Year	GP	G	A	PTS	+/-	PIM
2001-02	4	0	0	0	-2	2
2002-03	39	0	7	7	-3	77
2003-04	34	0	7	7	-15	39
2005-06	78	6	22	28	1	133
2006-07	23	4	6	10	-13	18
2007-08	23	1	3	4	-10	30
Total	201	11	45	56	-42	299

RAY WHITNEY, LW #14

Acquired from Florida with future considerations for C Kevyn Adams and a fourth round pick in the 2001 Draft on Mar. 13, 2001.

Year	GP	G	A	PTS	+/-	PIM
2000-01	3	0	3	3	-1	2
2001-02	67	21	40	61	-22	12
2002-03	81	24	52	76	-26	22
Total	151	45	95	140	-49	36

JASON WILLIAMS, C #29

Acquired from Atlanta for D Clay Wilson and a sixth round pick in the 2009 Draft on Jan. 14, 2009.

Year	GP	G	A	PTS	+/-	PIM
2008-09	39	12	17	29	5	16
Total	39	12	17	29	5	16

CLAY WILSON, D #4

Acquired with D Aaron Rome from Anaheim for C Geoff Platt on Nov. 15, 2007. Traded to Atlanta with a sixth round pick in the 2009 Draft in exchange for C Jason Williams on Jan. 14, 2009.

Year	GP	G	A	PTS	+/-	PIM
2007-08	7	1	1	2	3	2
2008-09	5	0	1	1	-2	0
Total	12	1	2	3	1	2

KYLE WILSON, C #25

Signed as a free agent on July 2, 2010.

Year	GP	G	A	PTS	+/-	PIM
2010-11	32	4	7	11	-3	12
Total	32	4	7	11	-3	12

JAMES WISNIEWSKI, D #21

Rights acquired from Montreal for a fifth round pick in the 2012 Draft on June 29, 2011. Signed on July 1, 2011. Traded to Anaheim with a third round pick in the 2015 Draft for LW Rene Bourque, C William Karlsson and a second round pick in the 2015 Draft on Mar. 2, 2015.

Year	GP	G	A	PTS	+/-	PIM
2011-12	48	6	21	27	-13	37
2012-13	30	5	9	14	-1	15
2013-14	75	7	44	51	0	61
2014-15	56	8	21	29	-10	34
Total	209	26	95	121	-24	147

TYLER WRIGHT, C #28

Selected in the Expansion Draft on June 23, 2000. Traded to Anaheim with D Francois Beauchemin for C Sergei Fedorov and a fifth round pick in the 2006 Draft on Nov. 15, 2005.

Year	GP	G	A	PTS	+/-	PIM
2000-01	76	16	16	32	-9	140
2001-02	77	13	11	24	-40	100
2002-03	70	19	11	30	-25	113
2003-04	68	9	9	18	-19	63
2005-06	18	0	4	4	-3	20
Total	309	57	51	108	-96	436

ALLEN YORK, G #41

Selected 158th overall in the 2007 Draft.

Year	GP	G	A	PTS	+/-	PIM
2011-12	11	0	0	0	...	0
Total	11	0	0	0	...	0

MIKE YORK, C #78

Signed as a free agent on July 25, 2008.

Year	GP	G	A	PTS	+/-	PIM
2008-09	1	0	0	0	0	0
Total	1	0	0	0	0	0

NIKOLAI ZHERDEV, RW #13

Selected fourth overall in the 2003 Draft. Traded to the NY Rangers with RW Dan Fritsche for D Fedor Tyutin and D Christian Backman on July 2, 2008.

Year	GP	G	A	PTS	+/-	PIM
2003-04	57	13	21	34	-11	54
2005-06	73	27	27	54	-13	50
2006-07	71	10	22	32	-19	26
2007-08	82	26	35	61	-9	34
Total	283	76	105	181	-52	164

PLAYERS WITH MULTIPLE STINTS AS BLUE JACKETS

MARKO DANO, LW

Acquired	Year(s) Played	Totals
2013 NHL Draft	2014-15	8-13-21 in 35 GP
Signed Aug. 8, 2019	2019-20	0-0-0 in 3 GP

ANDERS ERIKSSON, D

Acquired	Year(s) Played	Totals
Signed Oct. 10, 2003	2003-04	7-20-27 in 66 GP
Signed July 1, 2006	2006-07	0-23-23 in 79 GP

AARON JOHNSON, D

Acquired	Year(s) Played	Totals
2001 NHL Draft	2003-07	7-19-26 in 116 GP
Signed July 5, 2011	2011-12	3-13-16 in 56 GP

JACK JOHNSON, D

Acquired	Year(s) Played	Totals
Trade (LAK) Feb. 23, 2012	2012-18	36-118-154 in 445 GP
Signed July 2, 2024	2024-	0-0-0 in 0 GP

MARK LETESTU, C

Acquired	Year(s) Played	Totals
Trade (PIT) Nov. 8, 2011	2011-15	43-55-98 in 233 GP
Trade (NSH) Feb. 25, 2018	2017-19	1-3-4 in 22 GP

JAMIE PUSHOR, D

Acquired	Year(s) Played	Totals
2000 Expansion Draft	2000-02	3-16-19 in 136 GP
Signed Dec. 10, 2003	2003-04	0-0-0 in 7 GP
Signed Oct. 1, 2005	2005-06	1-2-3 in 4 GP

GEOFF SANDERSON, LW

Acquired	Year(s) Played	Totals
2000 Expansion Draft	2000-04	88-80-168 in 259 GP
Waivers (VAN) June 28, 2004	2005-06	0-0-0 in 2 GP

JAKUB VORACEK, RW

Acquired	Year(s) Played	Totals
2007 NHL Draft	2008-11	39-95-134 in 241 GP
Trade (PHI) July 24, 2021	2021-23	7-61-68 in 90 GP

DERRICK WALSER, D

Acquired	Year(s) Played	Totals
Signed Sept. 17, 2001	2001-04	6-21-27 in 82 GP
Trade (CAR) Nov. 29, 2006	2006-07	2-0-2 in 9 GP



ALL-TIME CBJ REGISTER

GOALTENDERS

JEAN-FRANCOIS BERUBE #30

Signed as a free agent on September 30, 2021.

Year	GP	MIN	W	L	OT	SO	GA	SV	GAA	SV%
2021-22	6	306	3	2	0	0	21	188	4.12	.900
Total	6	306	3	2	0	0	21	188	4.12	.900

SERGEI BOBROVSKY #72

Acquired from Philadelphia for second and fourth round picks in the 2012 Draft and a fourth round pick in the 2013 Draft on June 22, 2012.

Year	GP	MIN	W	L	OT	SO	GA	SV	GAA	SV%
2012-13	38	2,219	21	11	6	4	74	1,010	2.00	.932
2013-14	58	3,299	32	20	5	5	131	1,568	2.38	.923
2014-15	51	2,994	30	17	3	2	134	1,498	2.68	.918
2015-16	37	2,116	15	19	1	1	97	952	2.75	.907
2016-17	63	3,708	41	17	5	7	127	1,727	2.06	.931
2017-18	65	3,912	37	22	6	5	158	1,835	2.42	.921
2018-19	62	4,557	37	24	1	9	153	1,603	2.58	.913
Total	374	21,804	213	130	27	33	874	10,193	2.40	.921

BRIAN BOUCHER #35

Claimed off waivers from Chicago on Feb. 27, 2007.

Year	GP	MIN	W	L	OT	SO	GA	SV	GAA	SV%
2006-07	3	142	1	1	0	0	9	58	3.79	.866
Total	3	142	1	1	0	0	9	58	3.79	.866

FRED BRATHWAITE #40

Signed as a free agent on June 2, 2003.

Year	GP	MIN	W	L	OT	SO	GA	SV	GAA	SV%
2003-04	21	1,050	4	11	1	0	59	515	3.37	.897
Total	21	1,050	4	11	1	0	59	515	3.37	.897

TY CONKLIN #35

Signed as a free agent on July 6, 2007. Traded to Buffalo for a fifth round pick in the 2007 Draft on Feb. 27, 2007.

Year	GP	MIN	W	L	OT	SO	GA	SV	GAA	SV%
2006-07	11	491	2	3	2	0	27	183	3.30	.871
Total	11	491	2	3	2	0	27	183	3.30	.871

MARC DENIS #30

Acquired from Colorado for a second round pick in the 2000 Draft on June 7, 2000. Traded to Tampa Bay for LW Fredrik Modin and G Fredrik Norrena on June 30, 2006.

Year	GP	MIN	W	L	OT	SO	GA	SV	GAA	SV%
2000-01	32	1,830	6	20	4	0	99	841	3.25	.895
2001-02	42	2,335	9	24	5	1	121	1,076	3.11	.899
2002-03	77	4,511	27	41	8	5	232	2,172	3.09	.903
2003-04	66	3,796	21	36	7	5	162	1,808	2.56	.918
2005-06	49	2,786	21	25	1	1	151	1,354	3.25	.900
Total	266	15,259	84	146	25	12	765	7,251	3.01	.904



WADE DUBIELEWICZ #34

Claimed off waivers from the NY Islanders on Jan. 17, 2009.

Year	GP	MIN	W	L	OT	SO	GA	SV	GAA	SV%
2008-09	3	169	1	2	0	0	10	67	3.56	.870
Total	3	169	1	2	0	0	10	67	3.56	.870

ANTON FORSBERG #31

Selected 188th overall in the 2011 Draft. Traded with LW Brandon Saad and a 2018 fifth round pick to Chicago for LW Artemi Panarin, LW Tyler Motte and a 2017 fifth round selection on June 23, 2017.

Year	GP	MIN	W	L	OT	SO	GA	SV	GAA	SV%
2014-15	5	256	0	4	0	0	20	129	4.69	.866
2015-16	4	178	1	3	0	0	9	88	3.03	.907
2016-17	1	59	0	1	0	0	4	23	4.07	.852
Total	10	492	1	8	0	0	33	240	4.02	.879

MATHIEU GARON #32

Signed as a free agent on July 1, 2009.

Year	GP	MIN	W	L	OT	SO	GA	SV	GAA	SV%
2009-10	35	1,771	12	9	6	2	83	775	2.81	.903
2010-11	36	1,938	10	14	6	3	88	799	2.72	.901
Total	71	3,709	22	23	12	5	171	1,574	2.77	.902

JON GILLIES #32

Acquired from Arizona on Mar. 2, 2023 for Jakub Voracek and a sixth-round draft pick.

Year	GP	MIN	W	L	OT	SO	GA	SV	GAA	SV%
2022-23	3	118	1	1	0	0	9	57	4.57	.864
Total	3	118	1	1	0	0	9	57	4.57	.864

JET GREAVES #73

Signed as a free agent on Feb. 20, 2022.

Year	GP	MIN	W	L	OT	SO	GA	SV	GAA	SV%
2022-23	1	59	0	1	0	0	3	46	3.05	.939
2023-24	9	8	3	6	0	0	30	297	3.49	.908
Total	10	67	3	7	0	0	33	343	3.44	.912

SHAWN HUNWICK #31

Signed as a free agent on Mar. 29, 2012.

Year	GP	MIN	W	L	OT	SO	GA	SV	GAA	SV%
2011-12	1	3	0	0	0	0	0	0	0.00	.000
Total	1	3	0	0	0	0	0	0	0.00	.000

MICHAEL HUTCHINSON #31

Acquired from Boston along with a seventh-round pick for Jonathan Quick on Mar. 2, 2023.

Year	GP	MIN	W	L	OT	SO	GA	SV	GAA	SV%
2022-23	16	755	2	6	3	0	54	379	4.29	.877
Total	16	755	2	6	3	0	54	379	4.29	.877

KEITH KINKAID #1

Acquired from New Jersey for a fifth round pick in the 2022 NHL Draft on Feb. 25, 2019.

Year	GP	MIN	W	L	OT	SO	GA	SV	GAA	SV%
2018-19	DNP									
Total	DNP									

MATISS KIVLENIEKS #80

Signed as a free agent on May 25, 2017.

Year	GP	MIN	W	L	OT	SO	GA	SV	GAA	SV%
2019-20	6	285	1	1	2	0	14	123	2.95	.898
2020-21	2	123	1	1	0	0	7	64	3.40	.901
Total	8	409	2	2	2	0	21	187	3.09	.899

JOONAS KORPISALO #70

Selected 62nd overall in the 2012 Draft. Traded to Los Angeles with D Vladislav Gavrikov for G Jonathan Quick, conditional 2023 first-round pick and 2024 third-round pick on Mar. 1, 2023.

Year	GP	MIN	W	L	OT	SO	GA	SV	GAA	SV%
2015-16	31	1,803	16	11	4	0	78	891	2.60	.919
2016-17	14	791	7	5	1	1	38	363	2.88	.905
2017-18	18	1,049	8	8	1	0	58	506	3.32	.897
2018-19	27	1,361	10	7	3	0	67	584	2.95	.897
2019-20	37	2,126	19	12	5	2	92	938	2.60	.911
2020-21	33	1,747	9	13	7	0	96	808	3.30	.894
2021-22	22	1,129	7	11	0	0	78	556	4.15	.877
2022-23	28	1,550	11	11	3	0	82	845	3.17	.913
Total	210	11,555	87	78	24	3	589	5,419	3.12	.902

JEAN-FRANCOIS LABBE #1, 35

Acquired from the NY Rangers for D Bert Robertsson on Nov. 9, 2000.

Year	GP	MIN	W	L	OT	SO	GA	SV	GAA	SV%
2001-02	3	117	1	1	0	0	6	62	3.08	.912
2002-03	11	451	2	4	0	0	27	206	3.59	.884
Total	14	568	3	5	0	0	33	268	3.48	.890

DAN LaCOSTA #34

Selected 93rd overall in the 2004 Draft.

Year	GP	MIN	W	L	OT	SO	GA	SV	GAA	SV%
2007-08	1	13	0	0	0	0	0	5	0.00	1.000
2008-09	3	156	2	0	0	1	4	76	1.54	.950
Total	4	169	2	0	0	1	4	81	1.42	.953



PASCAL LECLAIRE

#31

Selected eighth overall in the 2001 Draft. Traded to Ottawa with a second round pick in the 2009 Draft for C Antoine Vermette on Mar. 4, 2009.

Year	GP	MIN	W	L	OT	SO	GA	SV	GAA	SV%
2003-04	2	119	0	2	0	0	7	62	3.52	.898
2005-06	33	1,804	11	15	3	0	97	987	3.23	.910
2006-07	24	1,315	6	15	2	1	65	564	2.97	.897
2007-08	54	2,986	24	17	6	9	112	1,267	2.25	.919
2008-09	12	674	4	6	1	0	43	281	3.83	.867
Total	125	6,898	45	55	12	10	324	3,161	2.82	.907

DAVID LENEVEU

#31

Signed as a free agent on July 7, 2010.

Year	GP	MIN	W	L	OT	SO	GA	SV	GAA	SV%
2010-11	1	20	0	0	0	0	2	10	6.00	.833
Total	1	20	0	0	0	0	2	10	6.00	.833

STEVE MASON

#1

Selected 69th overall in the 2006 Draft. Traded to Philadelphia for G Michael Leighton and a third round pick in the 2015 Draft on Apr. 3, 2013.

Year	GP	MIN	W	L	OT	SO	GA	SV	GAA	SV%
2008-09	61	3,664	33	20	7	10	140	1,518	2.29	.915
2009-10	58	3,201	20	26	9	5	163	1,490	3.05	.901
2010-11	54	3,027	24	21	7	3	153	1,388	3.03	.901
2011-12	46	2,534	16	26	3	1	143	1,212	3.39	.894
2012-13	13	712	3	6	1	0	35	311	2.95	.899
Total	232	13,137	96	99	26	27	634	5,919	2.90	.903

SPENCER MARTIN

#30

Claimed off waivers from Vancouver on Sept. 29, 2023. Claimed off waivers by Carolina on Jan. 19, 2024

Year	GP	MIN	W	L	OT	SO	GA	SV	GAA	SV%
2023-24	13	10	3	8	1	0	43	336	3.65	.887
Total	13	10	3	8	1	0	43	336	3.65	.887

ELVIS MERZLIKINS

#90

Selected 76th overall in the 2014 Draft.

Year	GP	MIN	W	L	OT	SO	GA	SV	GAA	SV%
2019-20	33	1,815	13	9	8	5	71	848	2.35	.923
2020-21	28	1,497	8	12	5	2	69	756	2.77	.916
2021-22	59	3,321	27	23	7	2	178	1,742	3.22	.937
2022-23	30	1,560	7	18	2	0	110	779	4.23	.876
2023-24	41	2,258	13	17	8	1	130	1,136	3.45	.897
Total	191	10,451	68	79	30	10	558	5,261	3.20	.904

CURTIS McELHINNEY

#31, 30

Acquired from Phoenix along with two draft picks on Feb. 22, 2012 for C Antoine Vermette. Claimed off waivers by Toronto on Jan. 1, 2017.

Year	GP	MIN	W	L	OT	SO	GA	SV	GAA	SV%
2013-14	28	1,423	10	11	1	2	64	639	2.70	.909
2014-15	32	1,710	12	14	2	0	82	867	2.88	.913
2015-16	18	835	2	7	3	0	46	371	3.31	.890
2016-17	7	836	2	1	2	0	15	183	2.39	.924
Total	85	4,345	26	33	8	2	207	2,060	2.86	.909



MIKE McKENNA

#30

Signed as a free agent on July 5, 2014.

Year	GP	MIN	W	L	OT	SO	GA	SV	GAA	SV%
2013-14	4	219	1	1	1	0	11	103	3.01	.903
Total	4	219	1	1	1	0	11	103	3.01	.903

FREDRIK NORRENA

#30

Acquired from Tampa Bay with LW Fredrik Modin for G Marc Denis on June 20, 2006.

Year	GP	MIN	W	L	OT	SO	GA	SV	GAA	SV%
2006-07	55	2,952	24	23	3	3	137	1,283	2.78	.903
2007-08	37	1,960	10	19	6	2	89	767	2.73	.896
2008-09	8	323	1	3	2	0	17	116	3.16	.872
Total	100	5,235	35	45	11	5	243	2,166	2.79	.899

TOMAS POPPERLE

#1

Selected 131st overall in the 2005 Draft.

Year	GP	MIN	W	L	OT	SO	GA	SV	GAA	SV%
2006-07	2	44	0	0	0	0	1	13	1.35	.928
Total	2	44	0	0	0	0	1	13	1.35	.928

MARTIN PRUSEK

#35

Signed as a free agent on Aug. 4, 2005.

Year	GP	MIN	W	L	OT	SO	GA	SV	GAA	SV%
2005-06	9	373	3	3	0	0	20	145	3.21	.879
Total	9	373	3	3	0	0	20	145	3.21	.879

CURTIS SANFORD

#30

Signed as a free agent on July 1, 2011.

Year	GP	MIN	W	L	OT	SO	GA	SV	GAA	SV%
2011-12	36	1,983	10	18	4	1	86	885	2.60	.911
Total	36	1,983	10	18	4	1	86	885	2.60	.911

MALCOLM SUBBAN

#32

Acquired from St. Louis for future considerations on Mar. 8, 2024.

Year	GP	MIN	W	L	OT	SO	GA	SV	GAA	SV%
2023-24	1	60	0	1	0	0	3	32	3.00	.914
Total	1	60	0	1	0	0	3	32	3.00	.914

DANIIL TARASOV

#40

Selected 86th overall in the 2017 Draft.

Year	GP	MIN	W	L	OT	SO	GA	SV	GAA	SV%
2021-22	4	175	0	2	0	0	7	104	2.40	.937
2022-23	17	874	4	11	1	0	57	471	3.91	.892
2023-24	24	1,376	8	11	3	0	73	723	3.18	.908
Total	45	2,425	12	24	4	0	137	1,298	3.39	.905

RON TUGNUTT

#31

Signed as a free agent on July 4, 2000. Traded to Dallas with a second round pick in the 2002 Draft for a first round pick in the 2002 Draft on June 17, 2002.

Year	GP	MIN	W	L	OT	SO	GA	SV	GAA	SV%
2000-01	53	3,129	22	25	5	4	127	1,401	2.44	.917
2001-02	44	2,502	12	27	3	2	119	1,076	2.85	.900
Total	97	5,631	34	52	8	6	246	2,477	2.62	.910

VEINI VEHVILAINEN

#35

Selected 173rd overall in the 2018 NHL Draft. Traded to Toronto for D Mikko Lehtonen on Mar. 12, 2021.

Year	GP	MIN	W	L	OT	SO	GA	SV	GAA	SV%
2020-21	1	11	0	0	0	0	1	3	5.63	.750
Total	1	11	0	0	0	0	1	3	5.63	.750

ALLEN YORK

#41

Selected 158th overall in the 2007 Draft.

Year	GP	MIN	W	L	OT	SO	GA	SV	GAA	SV%
2011-12	11	417	3	2	0	0	16	183	2.30	.919
Total	11	417	3	2	0	0	16	183	2.30	.919



ALL-TIME NUMERICAL ROSTER

1

J.F. Labbe, 2001-02
Tomas Popperle, 2006-07
Steve Mason, 2008-13

2

Anders Eriksson, 2003-04; 2006-07
Kris Russell, 2007-08
Nate Guenin, 2010-11
Radek Martinek, 2011-12
Andrew Bodnarchuk, 2015-16
Andrew Peeke, 2019-24

3

Frantisek Kucera, 2000-01
Jaroslav Spacek, 2001-04
Marc Methot, 2008-12
Jordan Leopold, 2014-15
Seth Jones, 2015-21

4

Lyle Odelein, 2000-02
Bryan Berard, 2005-07
Clay Wilson, 2007-09
Nathan Paetsch, 2009-10
Sami Lepisto, 2010-11
John Moore, 2011-13
Kevin Connauton, 2014-16
Scott Harrington, 2017-22
Vladislav Gavrikov, 2022-23
Cole Sillinger, 2023-

5

Jamie Pushor, 2000-02; 2005-06
Darryl Sydor, 2003-04
Christian Backman, 2008-09
Aaron Johnson, 2011-12
Jack Skille, 2013-14
Gavin Bayreuther, 2021-22

6

Jamie Heward, 2000-02
Jamie Pushor, 2003-04
Ron Hainsey, 2005-08
Anton Stralman, 2009-11
Nikita Nikitin, 2011-14
Adam Clendening, 2018-21
Billy Sweezey, 2022-23

7

Deron Quint, 2000-02
Scott Lachance, 2002-04
John Moore, 2010-11
Jeff Carter, 2011-12
Jack Johnson, 2011-18
Gavin Bayreuther, 2020-21
Sean Kuraly, 2021-

8

Geoff Sanderson, 2000-06
Jan Hejda, 2007-10
Maksim Mayorov, 2011-12
Nathan Horton, 2013-15
Zach Werenski, 2016-

9

David Vyborny, 2000-08
Scottie Upshall, 2010-11
Colton Gillies, 2011-13
Jeremy Marin, 2014-15
Gregory Campbell, 2015-16
Artemi Panarin, 2017-19
Mikko Koivu, 2020-21
Ivan Provorov, 2023-

10

Serge Aubin, 2000-02
Trevor Letowski, 2003-06
Duvie Westcott, 2006-08
Kris Russell, 2008-12
Mark Letestu, 2012-13
Marian Gaborik, 2013-14
Jack Skille, 2014-15
Alexander Wennberg, 2016-20
Dmitri Voronkov, 2023-

11

Kevin Dineen, 2000-03
Curtis Glencross, 2007-08
Craig MacDonald, 2008-09
Chris Clark, 2009-11
Matt Calvert, 2010-18
Kevin Stenlund, 2018-22
Adam Fantilli, 2023-24

12

Ted Drury, 2000-01
Sean Pronger, 2001-02
Mathieu Darche, 2002-03
Jiri Novotny, 2007-09
Mike Blunden, 2009-11
Ryan Craig, 2013-15

13

Nikolai Zherdev, 2003-08
Cam Atkinson, 2011-21
Kent Johnson, 2021-22
Johnny Gaudreau, 2022-24

14

Ray Whitney, 2000-03
Greg Mauldin, 2003-04
Raffi Torres, 2008-10
Grant Clitsome, 2010-12
Blake Comeau, 2013-14
Jordan Schroeder, 2017-18
Dean Kukan, 2018-19
Gus Nyquist, 2019-23

15

Mike Maneluk, 2000-01
Kent McDonell, 2002-03
Duvie Westcott, 2003-06
Derek Dorsett, 2008-13
Nick Schultz, 2013-14
Jakob Lilja, 2019-20
Michael Del Zotto, 2020-21
Gregory Hofmann, 2021-22
Gavin Bayreuther, 2022-23

16

Mike Sillinger, 2001-03
Alexander Svitov, 2003-04;
2006-07
Derick Brassard, 2007-13
Max Domi, 2020-22
Brendan Gaunce, 2022-24

17

Steve Maltais, 2000-01
Paul Manning, 2002-03
Tomi Kallio, 2002-03
David Ling, 2003-04
Gilbert Brule, 2005-08
Andrew Murray, 2008-11
Mark Letestu, 2011-12
Brandon Dubinsky, 2012-21
Justin Danforth, 2021-

18

Robert Kron, 2000-02
Zenith Komarniski, 2003-04
Geoff Platt, 2005-06
R.J. Umberger, 2008-14
David Clarkson, 2014-15
Rene Bourque, 2015-16
Pierre-Luc Dubois, 2017-21
Lane Pederson, 2022-23

19

Mathieu Darche, 2000-02
Sean Pronger, 2002-03
Joe Moutzka, 2003-04
Brian Holzinger, 2003-04
Alexandre Picard, 2005-07
Michael Pecca, 2007-09
Ethan Moreau, 2010-11
Ryan Johansen, 2011-16
Ryan Dzingel, 2018-19
Liam Foudy, 2019-23

20

Martin Spanhel, 2000-02
Lasse Pirjeta, 2002-04
Michael Rupp, 2005-06
Curtis Glencross, 2006-07
Kristian Huselius, 2008-12
Tim Erixon, 2013-2014
William Karlsson, 2014-15
Brandon Saad, 2015-17
Riley Nash, 2018-21

21

Espen Knutsen, 2000-04
Radoslav Suchy, 2005-06
Alexandre Picard, 2007-10
James Wisniewski, 2011-15
Kerby Rychel, 2015-16
Josh Dunne, 2020-23

22

Chris Nielsen, 2000-02
Luke Richardson, 2002-06
Mike Commodore, 2008-11
Vinny Prospal, 2011-13
Sonny Milano, 2015-20
Jake Bean, 2021-24

23

Kevin Dahl, 2000-01
Alex Selivanov, 2000-01
Derrick Walser, 2001-04; 2006-07
Dick Tarnstrom, 2007-08
Milan Jurcina, 2009-10
Tom Sestito, 2009-11
Andrew Joudrey, 2011-12
Brett Lebda, 2011-12
Matt Frattin, 2013-14
Brian Gibbons, 2014-15
David Clarkson, 2015-17
Ian Cole, 2017-18
Stefan Matteau, 2019-21
Brendan Gaunce, 2021-22
Jake Christiansen, 2022-24

24

Michael Gaul, 2000-01
Hannes Hyvonen, 2002-03
Todd Rohloff, 2003-04
Francois Beauchemin, 2005-06
Cam Severson, 2005-06
Kris Beech, 2007-08
Aaron Rome, 2008-09
Derek MacKenzie, 2009-14
Nathan Gerbe, 2017-21
Mathieu Olivier, 2022-

25

Bruce Gardiner, 2000-01
Andrew Cassels, 2002-04
Jason Chimera, 2005-10
Kyle Wilson, 2010-11
Ryan Russell, 2011-12
Luke Adam, 2014-15
William Karlsson, 2015-17
Mikhail Grigorenko, 2020-21

26

Andrej Nedorost, 2001-03
Todd Marchant, 2003-06
Derek MacKenzie, 2007-09
Samuel Pahlsson, 2009-12
Corey Tropp, 2013-15
Kyle Quincey, 2016-17
Thomas Vanek, 2017-18
Zac Dalpe, 2020-21

27

Blake Sloan, 2000-02
Darren Van Impe, 2002-03
Manny Malhotra, 2003-09
Ryan Murray, 2013-20
Adam Boqvist, 2021-24

28

Tyler Wright, 2000-06
Zenon Konopka, 2006-08
Nikita Filatov, 2008-11
Alexandre Giroux, 2011-12
Frédéric St-Denis, 2014-15
Oliver Bjorkstrand, 2015-22

29

Krzysztof Oliwa, 2000-01
Grant Marshall, 2001-03
Jason Williams, 2008-09
Nick Holden, 2010-13
Cody Goloubef, 2014-16
Lauri Korpikoski, 2016-17
Zac Dalpe, 2017-20
Patrik Laine, 2020-24

30

Marc Denis, 2000-06
Fredrik Norrena, 2006-08
Curtis Sanford, 2011-12
Mike McKenna, 2013-14
Curtis McElhinney, 2014-17
Jean-Francois Berube, 2021-22
Spencer Martin, 2023-24

31

Ron Tugnutt, 2000-02
Pascal Leclaire, 2003-08
David LeNeveu, 2010-11
Shawn Hunwick, 2011-12
Curtis McElhinney, 2013-14
Anton Forsberg, 2014-17
Michael Hutchinson, 2022-23

32

Radim Bicanek, 2000-02
Kent McDonell, 2003-04
Cale Hulse, 2005-06
Mathieu Garon, 2009-11
Cody Bass, 2011-14
Adam Cracknell, 2014-15
Rene Bourque, 2014-15
Jake Christiansen, 2021-22
Jon Gillies, 2022-23
Malcolm Subban, 2023-24

33

Petteri Nummelin, 2000-01
Jamie Allison, 2001-03
Jeremy Reich, 2003-04
Fredrik Modin, 2006-10
Tomas Kubalik, 2010-12
Adrian Aucoin, 2012-13
Markus Hannikainen, 2015-17

34

J.L. Grand-Pierre, 2000-04
Dan LaCosta, 2007-09
Wade Dubielewicz, 2008-09
Dane Byers, 2011-12
Nick Drazenovic, 2012-13
Dana Tyrell, 2014-15
Josh Anderson, 2015-17
Cole Sillinger, 2021-23



35
J.F. Labbe, 2002-03
Martin Prusek, 2005-06
Ty Conklin, 2006-07
Brian Boucher, 2006-07
Jan Hejda, 2010-11
Jeremy Smith, 2013-14
Veini Vehvilainen, 2020-21

36
Sean Selmser, 2000-01
Don MacLean, 2003-04
Mathieu Roy, 2009-10
Jonathan Audy-Marchessault, 2012-14
Michael Paliotta, 2015-16
Zac Dalpe, 2017-18
Jussi Jokinen, 2017-18
Justin Richards, 2022-23

37
Mattias Timander, 2000-02
Darrel Scoville, 2002-04
Joe Motzko, 2005-07
Darcy Campbell, 2006-07
Sean Collins, 2014-15
Markus Hannikainen, 2017-20
Cameron Butler, 2023-

38
Blake Bellefeuille, 2001-03
Jan Hrdina, 2005-06
Andrej Nedorost, 2003-04
Joakim Lindstrom, 2006-08
Trevor Frischmon, 2009-10
Boone Jenner, 2013-

39
Mike Pandolfo, 2003-04
Steven Goertzen, 2005-07
Greg Moore, 2009-10
Michael Chaput, 2013-16
Tyler Angle, 2022-24

40
Bill Bowler, 2000-01
Brad Moran, 2001-02
Duvie Westcott, 2001-02
Fred Brathwaite, 2003-04
Jaroslav Balastik, 2005-07
Jared Boll, 2007-16
Daniil Tarasov, 2021-

41
Matt Davidson, 2000-03
Brad Moran, 2003-04
Ben Simon, 2005-06
Adam Pineault, 2007-08
Allen York, 2011-12
Alexander Wennberg, 2014-16
Hunter McKown, 2022-

42
Kevyn Adams, 2000-01
Brett Harkins, 2001-02
Duvie Westcott, 2002-03
Mark Hartigan, 2003-06
Chad Kolarik, 2009-11
Artem Anisimov, 2012-15
Alexandre Texier, 2018-24

43
Jan Caloun, 2000-01
David Ling, 2001-03
Tom Sestito, 2007-08
Maksim Mayorov, 2008-11
Darryl Boyce, 2011-12
Sean Collins, 2012-2014
Scott Hartnell, 2014-17
Mikko Lehtonen, 2020-21

44
Rostislav Klesla, 2000-04
Peter Sarno, 2005-06
Aaron Johnson, 2006-07
Aaron Rome, 2007-08
Grant Clitsome, 2009-10
Justin Falk, 2014-16
Taylor Chorney, 2017-18
Vladislav Gavrikov, 2018-22
Erik Gudbranson, 2022-

45
Jody Shelley, 2000-08
Lukas Sedlak, 2016-19
Gavin Brindley, 2023-

46
Tim Jackman, 2003-04
Filip Novak, 2006-07
Tomas Kana, 2009-10
Dean Kukan, 2015-18; 2019-2022
Joona Luoto, 2022-23

47
Aaron Johnson, 2003-07
Geoff Platt, 2006-07
Dalton Prout, 2011-17
Marcus Bjork, 2022-23

48
Cody Goloubeff, 2011-14
Calvin Thurkauf, 2019-20

49
Dan Fritsche, 2003-08
Michael Leighton, 2013
T.J. Tynan, 2016-17
Ryan MacInnis, 2019-21

50
Joakim Lindstrom, 2005-06
Antoine Vermette, 2008-12
Eric Robinson, 2017-23

51
Andy Delmore, 2005-06
Andrew Murray, 2007-08
Fedor Tyutin, 2008-16

52
Adam Foote, 2005-08
Craig Rivet, 2010-11
Kerby Rychel, 2014-15
Emil Bemstrom, 2019-24

53
Josh Anderson, 2014-15
Gabriel Carlsson, 2016-22

54
Scott Harrington, 2016-17
Adam McQuaid, 2018-19

55
Ole-Kristian Tollefsen, 2005-09
Mark Lefestu, 2013-15; 2017-19
John Ramage, 2015-17
Carson Meyer, 2021-22
David Jiricek, 2022-

56
Marko Dano, 2014-15; 2019-20

57
Steve Heinze, 2000-01

58
David Savard, 2011-21

59
Yegor Chinakhov, 2021-

61*
Rick Nash, 2002-12
* Retired in 2022

62
Alex Broadhurst, 2017-19
Samuel Knazko, 2022-

64
Tyler Motte, 2017-18
Trey Fix-Wolansky, 2021-

65
Markus Nutivaara, 2016-20
Luca Del Bel Belluz, 2023-

67
James Malatesta, 2023-

70
Joonas Korpisalo, 2015-23

71
Chris Clark, 2010-11
Nick Foligno, 2012-21

72
Sergei Bobrovsky, 2012-19
Carson Meyer, 2022-24

73
Jef Greaves, 2022-

74
Devin Shore, 2019-20

75
Tim Berni, 2022-23

77
Anson Carter, 2006-07
Chris Gratton, 2008-09
Josh Anderson, 2017-20
Nick Blankenburg, 2021-23

78
Mike York, 2008-09
Damon Severson, 2023-

80
Matiss Kivlenieks, 2019-21

81
Stanislav Svozil, 2022-

82
Mikael Pyyhtia, 2022-23

86
Kirill Marchenko, 2022-

88
Kole Sherwood, 2018-21

89
Sam Gagner, 2016-17

90
Elvis Merzlikins, 2019-

91
Sergei Fedorov, 2005-08
Anthony Duclair, 2018-19
Kent Johnson, 2022-

92
Alex Nylander, 2023-24

93
Jakub Voracek, 2008-11, 2021-23

95
Matt Duchene, 2018-19

96
Jack Roslovic, 2020-24

97
Rostislav Klesla, 2005-11

PLAYERS WHO'VE WORN MULTIPLE NUMBERS

Josh Anderson	53, 34, 77	Joakim Lindstrom	50, 38
Gavin Bayreuther	7, 5, 15	David Ling	43, 17
Rene Bourque	32, 18	Derek MacKenzie	26, 24
Jake Christiansen	32, 23	Maksim Mayorov	43, 8
David Clarkson	18, 23	Kent McDonell	32, 15
Chris Clark	11, 71	Curtis McElhinney	31, 30
Grant Clitsome	44, 14	Carson Meyer	55, 72
Sean Collins	43, 37	John Moore	7, 4
Mathieu Darche	19, 12	Joe Motzko	19, 37
Adam Fantilli	11, 19	Andrew Murray	51, 17
Brendan Gaunce	23, 16	Andrej Nedorost	26, 38
Curtis Glencross	20, 11	Alexandre Picard	19, 21
Cody Goloubeff	48, 29	Sean Pronger	12, 19
Markus Hannikainen	33, 37	Jamie Pushor	5, 6
Scott Harrington	54, 4	Aaron Rome	44, 24
Jan Hejda	8, 35	Kris Russell	2, 10
Aaron Johnson	47, 44, 5	Kerby Rychel	52, 21
Kent Johnson	13, 91	Tom Sestito	43, 23
William Karlsson	20, 25	Jack Skille	5, 10
Rostislav Klesla	44, 97	Alexander Wennberg	41, 10
Dean Kukan	46, 14	Duvie Westcott	40, 42, 15, 10
Mark Lefestu	17, 10, 55		



NHL DRAFT HISTORY

2024 DRAFT

June 28-29, Las Vegas, Nevada (The Sphere)

Player	Position	Round	Overall	Team
Cayden Lindstrom	C	1	4	Medicine Hat (WHL)
Charlie Elick	D	2	36	Brandon (WHL)
Evan Gardner	G	2	60*	Saskatoon (WHL)
Luca Marrelli	D	3	86@	Oshawa (OHL)
Tanner Henriks	D	4	101	Lincoln (USHL)
Luke Ashton	D	6	165	Langley (BCHL)

*Acquired from CAR @Acquired from LAK



2023 DRAFT

June 28-29, Nashville, Tennessee (Bridgestone Arena)

Player	Position	Round	Overall	Team
Adam Fantilli	C	1	3	Michigan (Big 10)
Gavin Brindley	C	2	34	Michigan (Big 10)
William Whitelaw	RW	3	66	Youngstown (USHL)
Andrew Strathmann	D	4	98	Youngstown (USHL)
Luca Pinelli	C	4	114*	Ottawa (OHL)
Melvin Strahl	G	5	156@	MoDo (J20 Nationell)
Oiva Keskinen	C	7	194	Tappara (U20 SM-sarja)
Tyler Peddle	LW	7	224^	Drummondville (QMJHL)

*Acquired from SEA via WPG @Acquired from MIN via BOS ^Acquired from VGK

2022 DRAFT

July 7-8, Montreal, Quebec (Bell Centre)

Player	Position	Round	Overall	Team
David Jiricek	D	1	6*	HC Plzen (Czechia)
Denton Mateychuk	D	1	12	Moose Jaw (WHL)
Luca Del Bel Belluz	C	2	44	Mississauga (OHL)
Jordan Dumais	RW	3	96@	Halifax (QMJHL)
Kirill Dolzhenkov	RW	4	109	Krasnaya Armiya (MHL)
Sergei Ivanov	G	5	138^	SKA St. Petersburg (MHL)
James Fisher	RW	7	203+	Belmont Hill (USHS)

*Acquired from CHI @Acquired from TBL ^Acquired from BUF via VGK & SJS +Acquired from ANA

2021 DRAFT

July 23-24, Virtual Draft

Player	Position	Round	Overall	Team
Kent Johnson	C	1	5	Michigan (Big10)
Cole Sillinger	C	1	12*	Sioux Falls (USHL)
Corson Ceulemans	D	1	25@	Brooks (AJHL)
Stanislav Svazil	D	3	69	Brno (CzRep)
Guillaume Richard	D	4	101	Tri-City (USHL)
Nikolai Makarov	D	5	132^	CSKA 2 (Russia Jr.)
James Malatesta	LW	5	133	Quebec (QMJHL)
Ben Boyd	LW	6	165	Charlottetown (QMJHL)
Martin Rysavy	RW	7	197	Prerov (CzRep-2)

*Acquired from CHI @Acquired from TOR ^Acquired from NJD

2020 DRAFT

Oct. 9-10, Virtual Draft

Player	Position	Round	Overall	Team
Yegor Chinakhov	RW	1	21	Omsk Jr (Russia Jr.)
Samuel Knazko	D	3	78*	TPS Jr. (Finland Jr.)
Mikael Pyhtia	F	4	114	TPS Jr. (Finland Jr.)
Ole Julian Bjorgvik-Holm	D	5	145	Mississauga (OHL)
Samuel Johansson	D	6	176	Rogle BK (SHL)

*Acquired from MTL

2019 DRAFT

June 21-22, Vancouver, British Columbia (Rogers Arena)

Player	Position	Round	Overall	Team
Eric Hjorth	D	4	104*	Linkoping Jr (SuperElit)
Dmitry Voronkov	F	4	114*	Kazan (Russia Jr.)
Tyler Angle	C	7	212	Windsor (OHL)

*Acquired from FLA

2018 DRAFT

June 22-23, Dallas, Texas (American Airlines Center)

Player	Position	Round	Overall	Team
Liam Foudy	C	1	18	London (OHL)
Kirill Marchenko	RW	2	49	Khanty-Mansiysk (Russia Jr.)
Marcus Karlberg	LW	3	80	Leksand (SuperElit)
Tim Berni	D	6	159*	Zurich (NLA)
Veini Vehvilainen	G	6	173	Karpat (SHL)
Trey Fix-Wolansky	RW	7	204	Edmonton (WHL)

* Acquired from DET

2017 DRAFT

June 23-24, Chicago, Illinois (United Center)

Player	Position	Round	Overall	Team
Alexandre Texier	C	2	45*	Grenoble (France)
Daniil Tarasov	G	3	86	Ufa (Russia Jr.)
Emil Bemstrom	C	4	117	Leksand (SuperElit)
Kale Howarth	LW	5	148	Trail (BCHL)
Jonathan Davidsson	RW	6	170@	Djurgardens IF (SHL)
Carson Meyer	RW	6	179	Miami-Ohio (NCHC)
Robbie Stucker	D	7	210	St. Thomas (Minn-HS)

*Acquired from TBL via VGK @Acquired from NYI via CHI

2016 DRAFT

June 24-25, Buffalo, New York (First Niagara Center)

Player	Position	Round	Overall	Team
Pierre Luc-Dubois	LW/C	1	3	Cape Breton (QMJHL)
Andrew Peeke	D	2	34	Green Bay (USHL)
Vitaly Abramov	RW	3	65	Gatineau (QMJHL)
Peter Thome	G	6	155	Aberdeen (NAHL)
Calvin Thurkaut	C	7	185	Kelowna (WHL)

2015 DRAFT

June 26-27, Sunrise, Florida (BB&T Center)

Player	Position	Round	Overall	Team
Zach Werenski	D	1	8	Michigan (Big Ten)
Gabriel Carisson	D	1	29*	Linkoping Jr. (SuperElit)
Paul Bittner	LW	2	38	Portland (WHL)
Kevin Stenlund	C	2	58@	HV71 Jr. (SuperElit)
Keegan Kolesar	RW	3	69	Seattle (WHL)
Sam Ruopp	D	5	129	Prince George (WHL)
Veeti Vainio	D	5	141^	Blues Jr. (Finland Jr.)
Vladislav Gavrikov	D	6	159	Yaroslavl (KHL)
Markus Nutivaara	D	7	189	Karpat (Finland)

* Acquired from TOR @ Acquired from ANA ^ Acquired from MIN



2014 DRAFT

June 27-28, Philadelphia, Pennsylvania (Wells Fargo Center)

PLAYER	POSITION	ROUND	OVERALL	TEAM
Sonny Milano	LW	1	16	USNDP USHL
Ryan Collins	D	2	47	USNDP (USHL)
Elvis Merzlikins	G	3	76*	Lugano (Swiss-1)
Blake Siebenaler	D	3	77	Niagara (OHL)
Julien Pelletier	LW	4	107	Cape Breton (QMJHL)
Tyler Bird	RW	5	137	Kimball Union (USHS)
Olivier LeBlanc	D	7	197	Saint John (QMJHL)

* Acquired from DET

2013 DRAFT

June 30, Newark, New Jersey (Prudential Center)

PLAYER	POSITION	ROUND	OVERALL	TEAM
Alexander Wennberg	C	1	14	Djurgarden (SWE-1)
Kerby Rychel	LW	1	19*	Windsor (OHL)
Marko Dano	C	1	27@	Bratislava (KHL)
Dillon Heatherington	D	2	50^	Swift Current (WHL)
Oliver Bjorkstrand	RW	3	89^	Portland (WHL)
Nick Moutrey	C	4	105	Saginaw (OHL)
Marcus Soberg	LW	6	165	Frolunda (SWE Jr.)
Peter Quenneville	C	7	195	Dubuque (USHL)

* Acquired from NYR @ Acquired from LAK ^ Acquired from PIT

2012 DRAFT

June 22-23, Pittsburgh, Pennsylvania (CONSOL Energy Center)

PLAYER	POSITION	ROUND	OVERALL	TEAM
Ryan Murray	D	1	2	Everett (WHL)
Oscar Dansk	G	2	31	Brynäs Jr. (SuperElit)
Joonas Korpiälö	G	3	62	Jokerit Jr. (Finland Jr.)
Josh Anderson	LW	4	95*	London (OHL)
Daniel Zaar	RW	6	152	Rogle Jr. (Sweden Jr.)
Gianluca Curcuruto	D	7	182	Sault Ste. Marie (OHL)

* Acquired from VAN

2011 DRAFT

June 24-25, St. Paul, Minnesota (Xcel Energy Center)

PLAYER	POSITION	ROUND	OVERALL	TEAM
Boone Jenner	C	2	37	Oshawa (OHL)
T.J. Tynan	C	3	66*	Notre Dame (CCHA)
Mike Reilly	D	4	98	St. Mary's (High-MN)
Seth Ambroz	RW	5	128	Omaha (USHL)
Lukas Sedlak	C	6	158	Ceske (Czech U-20)
Anton Forsberg	G	7	188	MODO Jr. (SuperElit)

* Acquired from OTT

2010 DRAFT

June 25-26, Los Angeles, California (STAPLES Center)

PLAYER	POSITION	ROUND	OVERALL	TEAM
Ryan Johansen	C	1	4	Portland (WHL)
Dalton Smith	LW	2	34	Ottawa (OHL)
Petr Straka	RW	2	55*	Rimouski (QMJHL)
Brandon Archibald	D	4	94	Sault Ste. Marie (OHL)
Mathieu Corbeil	G	4	102@	Halifax (QMJHL)
Austin Madaisky	D	5	124	Kamloops (WHL)
Dalton Prout	D	6	154	Barrie (OHL)
Martin Ouellette	G	7	184	Kimball Union (High-NH)

* Acquired from BUF @ Acquired from ANA

2009 DRAFT

June 26-27, Montreal, Quebec (Bell Centre)

PLAYER	POSITION	ROUND	OVERALL	TEAM
John Moore	D	1	21*	Chicago (USHL)
Kevin Lynch	C	2	56@	USA U-18 (USDP)
David Savard	D	4	94#	Moncton (QMJHL)
Thomas Larkin	D	5	137	Exeter (USHS-NH)
Anton Blomqvist	D	6	167	Malmo Jr. (Sweden Jr.)
Kyle Neuber	RW	7	197	Mississauga (OHL)

* Acquired from ANA @ Acquired from NYI #Acquired from COL

2008 DRAFT

June 20-21, Ottawa, Ontario (Scotiabank Place)

PLAYER	POSITION	ROUND	OVERALL	TEAM
Nikita Filatov	LW	1	6	CSKA (RUS)
Cody Goloubeff	D	2	37	Wisconsin (WCHA)
Steven Delisle	D	4	107*	Gatineau (QMJHL)
Drew Olson	D	4	118@	Brainerd (USHS)
Matt Calvert	LW	5	127	Brandon (WHL)
Tomas Kubalik	C/RW	5	135#	Plzen (CZE)
Brent Regner	D	5	137*	Vancouver (WHL)
Cam Atkinson	RW	6	157	Avon Old Farms (USHS)
Sean Collins	LW	7	187	Waywayseecappo (MJHL)

* Acquired from BOS @ Acquired from PHI # Acquired from CAR

2007 DRAFT

June 22-23, Columbus, Ohio (Nationwide Arena)

PLAYER	POSITION	ROUND	OVERALL	TEAM
Jakub Voracek	RW	1	7	Halifax (QMJHL)
Stefan Legein	RW	2	37	Niagara (OHL)
Will Weber	D	2	53*	Gaylord, MI (USHS)
Jake Hansen	RW/LW	3	68	Sioux Falls (USHL)
Maksim Mayorov	RW/LW	4	94@	Leninogorsk (Russia)
Allen York	G	6	158	Camrose (AJHL)
Trent Vogelhuber	RW	7	211#	St. Louis (NAHL)

* Acquired from SJS @ Acquired from DAL # Acquired from ANA (conditional)

2006 DRAFT

June 24, Vancouver, British Columbia (General Motors Place)

PLAYER	POSITION	ROUND	OVERALL	TEAM
Derick Brassard	C	1	6	Drummondville (QMJHL)
Steve Mason	G	3	69	London (OHL)
Tom Sestito	LW	3	85	Plymouth (OHL)
Ben Wright	D	4	113*	Lethbridge (WHL)
Robert Nyholm	D	5	129	IFK Jr. (Finland)
Nick Sucharski	LW	5	136@	Michigan State (CCHA)
Maxime Frechette	D	5	142#	Drummondville (QMJHL)
Jesse Dudas	D	6	159	Prince George (WHL)
Derek Dorsett	RW	7	189	Medicine Hat (WHL)
Matt Marquardt	LW	7	194^	Moncton (QMJHL)

* Acquired from SJS @ Acquired from LAK # Acquired from ANA
^ Acquired from TOR

2005 DRAFT

June 30, Ottawa, Ontario (Westin Hotel)

PLAYER	POSITION	ROUND	OVERALL	TEAM
Gilbert Brule	C	1	6	Vancouver (WHL)
Adam McQuaid	D	2	55	Sudbury (OHL)
Kris Russell	D	3	67	Medicine Hat (WHL)
Jared Boll	RW	4	101*	Lincoln (USHL)
Tomas Popperle	G	5	131	Sparta (Czech)
Derek Reinhart	D	6	177+	Regina (WHL)
Kirill Starkov	C	6	189	Frolunda Jr. (Sweden)
Trevor Hendrix	D	7	201	Peterborough (OHL)

* Acquired from CAR + Acquired from PHX



NHL DRAFT HISTORY

2004 DRAFT

June 26-27, Raleigh, North Carolina (RBC Center)

PLAYER	POSITION	ROUND	OVERALL	TEAM
Alexandre Picard	LW	1	8*	Lewiston (QMJHL)
Adam Pineault	RW	2	46+	Boston College (HEA)
Kyle Wharton	D	2	59*	Ottawa (OHL)
Dan LaCosta	G	3	93#	Owen Sound (OHL)
Andrey Plekhanov	D	3	96	Nizhnekamsk 2 (Russia)
Petr Pohl	RW	5	133	Gatineau (QMJHL)
Rob Page	D	6	167	Blake School (USHS)
Lennart Petrell	C	6	190@	IFK Jr. (Finland)
Justin Vienneau	D	7	198	Shawinigan (WMJHL)
Brian McGuirk	LW	8	231	Gov. Drummer Aca. (USHS)
Matt Greer	LW	8	233-	White Bear Lake (USHS)
Grant Clifsome	D	9	271^	Nepean (CJHL)

* Acquired from CAR # Acquired from VAN + Acquired from CGY - Acquired from NYR @ Acquired from BOS ^ Acquired from LAK

2003 DRAFT

June 21-22, Nashville, Tennessee (Gaylord Entertainment Center)

PLAYER	POSITION	ROUND	OVERALL	TEAM
Nikolai Zherdev	RW	1	4	CSKA (Russia)
Dan Fritsche	C	2	46*	Sarnia (OHL)
Dmitry Kosmachov	D	3	71	CSKA (Russia)
Kevin Jarman	LW	4	103#	Stouffville (Ont. Jr. A)
Philippe Dupuis	C	4	104	Hull (QMJHL)
Arsi Piiapanen	RW	5	138+	Jokerit (Finland)
Marc Methot	D	6	168+	London (OHL)
Alexander Guskov	D	7	200	Yaroslavl (Russia)
Mathieu Gravel	LW	8	233	Shawinigan (QMJHL)
Trevor Hendrikk	D	9	283^	Peterborough (OHL)

* Acquired from CHI # Acquired from PIT + Acquired from CAR ^ Acquired from LAK

2002 DRAFT

June 22-23, Toronto, Ontario (Air Canada Centre)

PLAYER	POSITION	ROUND	OVERALL	TEAM
Rick Nash	LW	1	1*	London (OHL)
Joakim Lindstrom	LW/RW	2	41#	MODO (Sweden)
Ole-Kristian Tollefsen	D	3	65	Lillehammer (Norway)
Jeff Genov	LW	3	96#	Des Moines (USHL)
Ivan Tkachenko	LW	4	98	Yaroslavl (Russia)
Jekabs Redlins	D	4	119+	Apple Core, N.Y. (EJHL)
Lasse Pirjeta	LW/C	5	133	Karpat (Finland)
Tim Konsorada	RW	6	168	Brandon (WHL)
Jaroslav Balastik	RW	6	184^	Zlin (Czech)
Greg Mauldin	C	7	199	UMass-Amherst (HEA)
Steven Goertzen	RW	7	225^	Seattle (WHL)
Jaroslav Kracki	RW	8	231	Plzen Jr. (Czech)
Sergei Mozyakin	LW	9	263*	CSKA (Russia)

* Acquired from FLA # Acquired from ATL + Acquired from NYI ^ Acquired from PHI

2001 DRAFT

June 23-24, Sunrise, Florida (National Car Rental Center)

PLAYER	POSITION	ROUND	OVERALL	TEAM
Pascal Leclaire	G	1	8	Montreal (QMJHL)
Tim Jackman	RW	2	38	Minn-Mankato (WCHA)
Kiel McLeod	C	2	53*	Kelowna (WHL)
Aaron Johnson	D	3	85*	Rimouski (QMJHL)
Per Mars	C	3	87#	Brynäs (Sweden)
Cole Jarrett	D	5	141	Plymouth (OHL)
Justin Aikins	C	6	173	Langley (BCJHL)
Artem Vostrikov	C	6	187+	Togliatti (Russia Jr.)
Raffaele Sannitz	C	7	204	Lugano (Switz.)
Ryan Bowness	RW	8	236	Brampton (OHL)
Andrew Murray	C	8	242	Selkirk (MJHL)

* Acquired from SJS via MTL # Acquired from BUF + Acquired from PIT

2000 ENTRY DRAFT

June 24-25, Calgary, Alberta (Saddledome)

PLAYER	POSITION	ROUND	OVERALL	TEAM
Rostislav Klesla	D	1	4	Brampton (OHL)
Ben Knopp	RW	3	69	Moose Jaw (WHL)
Petteri Nummelin	D	5	133	HC Davos (Switz.)
Scott Heffernan	D	5	138*	Sarnia (OHL)
Tyler Kolarik	C	5	150	Deerfield Academy (USHS)
Shane Bendera	G	6	169	Red Deer (WHL)
Janne Jokila	LW	7	200	TPS (Finland)
Peter Zingoni	C	8	231	New England (EJHL)
Martin Paroulek	LW	9	278#	Vsetin HC (Czech)
Andrej Nedorost	C	9	286+	ESC Essen (Germany)
Louis Mandeville	D	9	292^	Rouyn-Noranda (QMJHL)

* Acquired from BOS # Acquired from SJS + Acquired from FLA ^ Acquired from DET



2000 EXPANSION DRAFT

June 23, 2000 (Calgary, Alberta)

GOALTENDERS	PICK	OVERALL	TEAM
Rick Tabaracci	1	1	Colorado
Frederic Chabot	2	4	Montreal
Dwayne Roloson	3	5	Buffalo
DEFENSEMEN	PICK	OVERALL	TEAM
Mattias Timander	1	2	Boston
Bert Robertsson	2	3	Edmonton
Tommi Rajamaki	3	5	Toronto
Jamie Pushor	4	8	Dallas
Lyle Odelein	5	10	Phoenix
Radim Bicanek	6	11	Chicago
Mathieu Schneider	7	13	NY Rangers
Jonas Andersson-Junkka	8	16	Pittsburgh
FORWARDS	PICK	OVERALL	TEAM
Geoff Sanderson	1	1	Buffalo
Turner Stevenson	2	4	Montreal
Robert Kron	3	6	Carolina
Steve Heinze	4	7	Boston
Tyler Wright	5	9	Pittsburgh
Kevyn Adams	6	12	Toronto
Dmitri Subbotin	7	14	NY Rangers
Dallas Drake	8	16	Phoenix
Bruce Gardiner	9	17	Tampa Bay
Barrie Moore	10	20	Washington
Martin Streit	11	22	Philadelphia
Kevin Dineen	12	23	Ottawa
Jeff Williams	13	25	New Jersey
Additional Players			
Sergei Luchinkin	1	2	Dallas
Ted Drury	2	4	NY Islanders



GENERAL MANAGERS

Doug MacLean	Feb. 11, 1998-April 19, 2007
Scott Howson	June 15, 2007-Feb. 12, 2013
Jarmo Kekalainen	Feb. 13, 2013-Feb. 15, 2024
Don Waddell	May 28, 2024-

HEAD COACHES


COACH	TENURE	GAMES	W	L	T	OTL	PTS	PCTG.
Dave King	July 5, 2000-Jan. 7, 2003	204	64	106	21	13	162	.397
Doug MacLean	Jan. 7, 2003-Jan. 1, 2004	79	24	43	8	4	60	.380
Gerard Gallant	Jan. 1, 2004-Nov. 13, 2006	142	56	76	4	6	122	.430
Gary Agnew (Interim)	Nov. 14, 2006-Nov. 22, 2006	5	0	4	0	1	1	.100
Ken Hitchcock	Nov. 22, 2006-Feb. 3, 2010	284	125	123	0	36	286	.504
Claude Noel (Interim)	Feb. 3, 2010-Apr. 9, 2010	24	10	8	0	6	26	.542
Scott Arniel	June 8, 2010-Jan. 9, 2012	123	45	60	0	18	108	.439
Todd Richards	Jan. 9, 2012-Oct. 21, 2015	260	127	112	0	21	275	.529
John Tortorella	Oct. 21, 2015-May 9, 2021	447	227	166	0	54	508	.568
Brad Larsen	June 10, 2021-Apr. 15, 2023	164	62	86	0	16	140	.427
Mike Babcock	July 1, 2023-Sept. 17, 2023
Pascal Vincent	Sept. 17, 2023-June 17, 2024	82	27	43	0	12	66	.402
Dean Evason	July 22, 2024-							

ASSISTANT COACHES

Newell Brown	2000-Jan. 6, 2004	Keith Acton	2012-13
Gerard Gallant	2000-Jan. 1, 2004	Brad Larsen	2014-21
Rick Wamsley (goaltenders)	2000-06	Kenny McCudden	2015-23
Dean Blais	2004-06	Brad Shaw	2016-21
Gord Murphy	2002-10	Jared Boll	2018-
Gary Agnew	2006-10	Manny Legace (goaltenders)	2018-23
Clint Malarchuk (goaltenders)	2006-09	Paul MacLean	2019-20
Claude Noel	2007-10	Pascal Vincent (associate)	2021-23
Dave Rook (goaltenders)	2009-11	Steve McCarthy	2021-
Bob Boughner	2010-11	Niklas Backstrom (goaltenders)	2023-
Brad Berry	2010-12	Mark Recchi	2023-24
Todd Richards	2011-12	Josef Boumedienne	2023-24
Dan Hinote	2010-14	Mike Haviland	2024-
Ian Clark (goaltenders)	2011-18	Scott Ford	2024-
Craig Hartsburg (associate)	2012-16		

TEAM CAPTAINS

Lyle Odelein	2000-02
Ray Whitney	2002-03
Luke Richardson	2003-05
Adam Foote	2005-08
Rick Nash	2008-12
Nick Foligno	2015-21
Boone Jenner	2021-



ALTERNATE CAPTAINS

Geoff Sanderson	2000-04	Derek Dorsett	2011-12
Tyler Wright	2000-02, 2003-04	Vinny Prospal	2011-12
Luke Richardson	2002-03	James Wisniewski	2011-12
Andrew Cassels	2003-04	Adrian Aucoin	2012-13
Todd Marchant	2003-04	Brandon Dubinsky	2012-17
Darryl Sydor	2003-04	Jared Boll	2012-15
Adam Foote	2005-06	Jack Johnson	2012-15, 2017-18
Rick Nash	2005-08	Mark Letestu	2013-15
David Vyborny	2005-08	Boone Jenner	2015-21
Sergei Fedorov	2005-08	Cam Atkinson	2018-21
Manny Malhotra	2008-09	Seth Jones	2018-21
Michael Peca	2008-09	Oliver Bjorkstrand	2021-22
Rostislav Klesla	2008-10	Gustav Nyquist	2021-23
Fredrik Modin	2008-10	Zach Werenski	2021-
R.J. Umberger	2009-12	Johnny Gaudreau	2022-23
Antoine Vermette	2009-12	Sean Kuraly	2022-
Ethan Moreau	2010-11	Erik Gudbranson	2023-
Jeff Carter	2011-12		



FIRST GAME

Home - Oct. 7, 2000 vs. Chicago
Road - Oct. 12, 2000 at Calgary

OPENING NIGHT ROSTER

NO.	PLAYER	POSITION
3	Frantisek Kucera	Defense
4	Lyle Odelein	Defense
5	Jamie Pushor	Defense
6	Jamie Heward	Defense
8	Geoff Sanderson	Left Wing
9	David Vyborny	Right Wing
10	Serge Aubin	Center
11	Kevin Dineen	Right Wing
12	Ted Drury	Center
17	Steve Maltais	Left Wing
18	Robert Kron	Center
21	Espen Knutsen (Injured)	Center
25	Bruce Gardiner	Right Wing
28	Tyler Wright	Center
29	Krzysztof Oliwa	Left Wing
30	Marc Denis	Goaltender
31	Ron Tugnutt	Goaltender
32	Radim Bicanek	Defense
33	Petteri Nummelin	Defense
34	Jean-Luc Grand-Pierre	Defense
37	Mattias Timander	Defense
42	Kevyn Adams	Center
43	Jan Caloun	Right Wing
44	Rostislav Klesla	Defense
57	Steve Heinze	Right Wing

FIRST STARTING LINEUP

Center: Robert Kron
Left Wing/Right Wing: Geoff Sanderson / Steve Heinze
Defense: Lyle Odelein / Mattias Timander
Goaltender: Ron Tugnutt

FIRST WIN

Home - Oct. 27, 2000 vs. Washington (3-1)
Road - Oct. 12, 2000 at Calgary (3-2)

FIRST LOSS

Home - Oct. 7, 2000 vs. Chicago (3-5)
Road - Oct. 14, 2000 at Colorado (1-3)

FIRST TIE

Home - Dec. 21, 2000 vs. Ottawa (3-3)
Road - Nov. 4, 2000 at Ottawa (2-2)

FIRST OVERTIME WIN

Home - Dec. 8, 2000 vs. Boston (3-2)
Road - Mar. 9, 2001 at Florida (7-6)

FIRST OVERTIME LOSS

Home - Oct. 22, 2000 vs. Detroit (1-2)
Road - Dec. 13, 2000 at Anaheim (4-5)

FIRST SHOOTOUT WIN

Home - Oct. 28, 2005 vs. Minnesota (2-1)
G - Martin Prusek, 7 saves, 8 attempts
Road - Nov. 30, 2005 at Minnesota (1-0)
G - Pascal Leclaire, 3 saves, 3 attempts

FIRST SHOOTOUT LOSS

Home - Nov. 22, 2006 vs. St. Louis (0-1)
G - Pascal Leclaire, 3 saves, 4 attempts
Road - Dec. 20, 2005 at Detroit (1-2)
G - Pascal Leclaire, 0 saves, 2 attempts

FIRST GOAL

Home - Bruce Gardiner (Krzysztof Oliwa, Kevyn Adams) at 7:34 of 1st period vs. Chicago's Jocelyn Thibault on Oct. 7, 2000
Road - Rostislav Klesla (Serge Aubin, Kevin Dineen) at 2:25 of 1st period at Calgary's Mike Vernon on Oct. 12, 2000

FIRST GOAL AGAINST

Home - Reto Von Arx at 6:10 of 2nd period against Ron Tugnutt vs. Chicago on Oct. 7, 2000
Road - Jarome Iginla at 10:10 of 1st period against Ron Tugnutt at Calgary on Oct. 12, 2000

FIRST GOAL BY DEFENSEMAN

Home - Rostislav Klesla (Robert Kron, Mattias Timander) at 14:33 of 3rd period vs. San Jose's Evgeni Nabokov on Oct. 25, 2000
Road - Rostislav Klesla (Serge Aubin, Kevin Dineen) at 2:25 of 1st period at Calgary's Mike Vernon on Oct. 12, 2000

FIRST POWER PLAY GOAL

Home - Tyler Wright (Petteri Nummelin, Mattias Timander) at 2:19 of 3rd period vs. Los Angeles on Oct. 9, 2000
Road - David Vyborny (Jamie Heward, Tyler Wright) at 17:43 of 1st period at Colorado on Oct. 14, 2000

FIRST SHORTHANDED GOAL

Home - Jamie Pushor (Serge Aubin, Kevyn Adams) at 7:32 of 2nd period vs. Vancouver on Nov. 19, 2000
Road - Robert Kron (Jamie Pushor) at 0:43 of OT at Florida on Mar. 9, 2001

FIRST GAME-WINNING GOAL

Home - Jamie Heward (Petteri Nummelin, Tyler Wright) at 6:37 of 1st period vs. Washington on Oct. 27, 2000
Road - Kevyn Adams (David Vyborny) at 4:13 of 3rd period at Calgary on Oct. 12, 2000

FIRST GAME-TYING GOAL

Home - Serge Aubin (Kevin Dineen, Bruce Gardiner) at 5:12 of 3rd period vs. Ottawa on Dec. 21, 2000
Road - Tyler Wright (Jamie Pushor, Steve Heinze) at 10:22 of 3rd period at Toronto on Feb. 14, 2001

FIRST EMPTY NET GOAL

Home - Serge Aubin (Kevyn Adams, Steve Heinze) at 19:40 of 3rd period vs. Los Angeles on Oct. 31, 2000
Road - Serge Aubin (Steve Heinze, Bruce Gardiner) at 19:52 of 3rd period at NY Islanders on Dec. 23, 2000

FIRST OVERTIME GOAL

Home - Geoff Sanderson (Frantisek Kucera, Lyle Odelein) at 4:51 of OT vs. Boston on Dec. 8, 2000
Road - Robert Kron (Jamie Pushor) at 0:43 of OT at Florida on Mar. 9, 2001

FIRST SHOOTOUT GOAL

Home - Mark Hartigan (against Dwayne Roloson, 3rd round) vs. Minnesota on Oct. 28, 2005
Road - Jaroslav Balastik (against Manny Fernandez, 3rd round) at Minnesota on Nov. 30, 2005



FIRST SHOOTOUT GAME-WINNING GOAL

- Home -** Trevor Letowski (against Dwayne Roloson, 3rd round) vs. Minnesota on Oct. 28, 2005
Road - Jaroslav Balastik (against Manny Fernandez, 3rd round) at Minnesota on Nov. 30, 2005

FIRST FACE-OFF

- Robert Kron vs. Chicago's Alexei Zhamnov on Oct. 7, 2000 (won)

FIRST SHOT ON GOAL

- Keven Adams at 1:41 of 1st period vs. Chicago on Oct. 7, 2000

FIRST MINOR PENALTY

- Serge Aubin at 10:59 of 1st period vs. Chicago on Oct. 7, 2000 (Boarding)

FIRST MAJOR PENALTY

- Jamie Pushor at 17:14 of 2nd period vs. Chicago on Oct. 7, 2000 (Fighting Vandenbussche)

FIRST MISCONDUCT PENALTY

- Kevin Dineen at 20:00 of 3rd period at Colorado on Oct. 14, 2000 (Game)

FIRST GOALTENDER WIN

- Home -** Marc Denis, 32 saves vs. Washington on Oct. 27, 2000 (3-1)
Road - Ron Tugnutt, 19 saves at Calgary on Oct. 12, 2000 (3-2)

FIRST GOALTENDER LOSS

- Home -** Ron Tugnutt, 20 saves vs. Chicago on Oct. 7, 2000 (3-5)
Road - Marc Denis, 30 saves at Colorado on Oct. 14, 2000 (1-3)

FIRST SHUTOUT WIN

- Home -** Ron Tugnutt, 31 saves vs. Minnesota on Jan. 15, 2001 (3-0)
Road - Ron Tugnutt, 27 saves at Montreal on Dec. 18, 2000 (2-0)

FIRST SHUTOUT AGAINST

- Home -** Trevor Kidd, 30 saves vs. Florida on Nov. 17, 2000 (0-3)
Road - Ed Belfour, 14 saves at Dallas on Nov. 1, 2000 (0-4)

FIRST MULTI-POINT GAME

- Home -** Serge Aubin (2g) vs. Los Angeles on Oct. 31, 2000
Road - Keven Adams (2g) at Calgary on Oct. 12, 2000

FIRST TWO-GOAL GAME

- Home -** Serge Aubin vs. Los Angeles on Oct. 31, 2000
Road - Keven Adams at Calgary on Oct. 12, 2000

FIRST TWO-ASSIST GAME

- Home -** Steve Heinze (2a) vs. San Jose on Nov. 9, 2000
Road - Jan Caloun (2a) at Pittsburgh on Oct. 21, 2000

FIRST HAT TRICK

- Home -** Geoff Sanderson (3g) vs. Nashville on Feb. 10, 2001
Road - Deron Quint (3g) at Florida on Mar. 9, 2001

FIRST HAT TRICK AGAINST

- Home -** Bill Guerin (3g) vs. Boston on Feb. 4, 2002
Road - Marian Gaborik (3g) at Minnesota on Mar. 10, 2002

FIRST THREE-POINT GAME

- Home -** Geoff Sanderson (3g) vs. Nashville on Feb. 10, 2001
Road - Espen Knutsen (1g, 3a), Geoff Sanderson (2g, 1a), Serge Aubin (2g, 1a) and Steve Heinze (1g, 2a) at NY Islanders on Dec. 23, 2000

FIRST THREE-ASSIST GAME

- Home -** Robert Kron (3a) vs. Phoenix on Feb. 28, 2001
Road - Espen Knutsen (3a) at NY Islanders on Dec. 23, 2000

FIRST FOUR-GOAL GAME

- Home -** none
Road - Geoff Sanderson (4g) at Calgary on Mar. 29, 2003

FIRST FOUR-POINT GAME

- Home -** Espen Knutsen (5a) vs. Calgary on Mar. 24, 2001
Road - Espen Knutsen (1g, 3a) at NY Islanders on Dec. 23, 2000

FIRST FOUR-ASSIST GAME

- Home -** Espen Knutsen (5a) vs. Calgary on Mar. 24, 2001
Road - Andrew Cassels (4a) at Calgary on Mar. 29, 2003

FIRST FIVE-POINT GAME

- Home -** Espen Knutsen (5a) vs. Calgary on Mar. 24, 2001
Road - Andrew Cassels (1g, 4a) and Geoff Sanderson (4g, 1a) at Calgary on Mar. 29, 2003

FIRST FIVE-ASSIST GAME

- Home -** Espen Knutsen (5a) vs. Calgary on Mar. 24, 2001
Road - Artemi Panarin (5a) at New Jersey on Dec. 8, 2017

FIRST PENALTY SHOT

- Home -** Robert Kron (against Steve Shields at 5:34 of 1st period) vs. San Jose on Nov. 9, 2000 (No Goal)
 David Vyborny (against Tomas Vokoun at 18:01 of 3rd period) vs. Nashville on Mar. 19, 2001 (Goal)
Road - David Vyborny (against Robbie Tallas at 7:16 of 2nd period) at Chicago on Oct. 15, 2000 (Goal)
 Andrej Nedorost (against Cristobal Huet at 16:09 of 2nd period) at Los Angeles on Mar. 25, 2003 (No Goal)

FIRST PENALTY SHOT AGAINST

- Home -** Jeremy Roenick (against Marc Denis at 17:06 of 2nd period) vs. Phoenix on Feb. 28, 2001 (No Goal)
 Tony Hrkac (against Marc Denis at 16:23 of 3rd period) vs. Atlanta on Apr. 12, 2002 (Goal)
Road - Shjon Podein (against Marc Denis at 13:42 of 2nd period) at Colorado on Dec. 12, 2001 (No Goal)
 Jonathan Cheechoo (against Pascal Leclaire at 0:32 of 3rd period) at San Jose, Feb. 23, 2004 (Goal)



GEOFF SANDERSON



HONOR ROLL

NHL ALL-STAR GAME PARTICIPANTS

YEAR	SITE	PLAYER	TEAM	STATISTICS	RESULTS
2002	Los Angeles, CA – STAPLES Center	Espen Knutsen	World	1g-2a=3pts	Won, 8-5
2003	Sunrise, FL – Office Depot Center	Ray Whitney	West	0g-1a=1pt	Won, 6-5 SO
2004	St. Paul, MN – Xcel Energy Center	Rick Nash	West	0g-0a=0pts	Lost, 6-4
2007	Dallas, TX – American Airlines Center	Rick Nash	West	2g-2a=4pts	Won, 12-9
2008	Atlanta GA – Philips Arena	Rick Nash	West	3g-0a=3pts	Lost, 8-7
2009	Montreal, PQ – Bell Centre	Rick Nash	West	1g-2a=3pts	Lost, 12-11 SO
2011	Raleigh, NC – RBC Center	Rick Nash	Team Staal	1g-1a=3pts	Lost, 11-10
2015	COLUMBUS, OH - NATIONWIDE ARENA	Nick Foligno	Team Foligno	1g-1a=2pts	Lost, 12-17
		Ryan Johansen	Team Foligno	2g-2a=4pts	Lost, 12-17
		Sergei Bobrovsky		unable to play due to injury	All-Star Game MVP
2016	Nashville, TN - Bridgestone Arena	Brandon Saad	Metropolitan	0g-1a=1pts	Lost, 6-9 in Semifinals
2017	Los Angeles, CA - STAPLES Center	Cam Atkinson	Metropolitan	3g-2a=5pts (2 gm)	Won, 4-3 in Finals
		Sergei Bobrovsky	Metropolitan	16 saves	Won, 4-3 in Finals
		Seth Jones	Metropolitan	2g-0a=2pts (2 gm)	Won, 4-3 in Finals
2018	Tampa Bay, FL - Amalie Arena	Seth Jones	Metropolitan	unable to play due to illness	
		Zach Werenski	Metropolitan	0g-1a=1pt (1 gm)	Lost, 4-7 in Semifinals
2019	San Jose, CA - SAP Center	Cam Atkinson	Metropolitan	3g-2a=5 pts (2gm)	Won, 10-5 in Finals
		Seth Jones	Metropolitan	2g-2a=4pts (2gm)	Won, 10-5 in Finals
2020	St. Louis, MO - Enterprise Center	Joonas Korpisalo	Metropolitan	unable to play due to injury	
		Seth Jones	Metropolitan	1g-3a=4pts (1 gm)	Lost, 5-9 in Semifinals
2022	Las Vegas, NV - T-Mobile Arena	Zach Werenski	Metropolitan	0g-3a=3pts (2 gm)	Won, 5-3 in Finals
2023	Sunrise, FL - FLA Live Arena	Johnny Gaudreau	Metropolitan	3g-0a=3pts (1 gm)	Lost, 10-6 in Semifinals
2024	Toronto, ON - Scotiabank Arena	Boone Jenner	Team McDavid	2g-0a=2pts (2 gm)	Lost, 4-7 in Finals

NHL YOUNGSTARS GAME PARTICIPANTS

YEAR	SITE	PLAYER	TEAM	STATISTICS	RESULTS
2002	Los Angeles, CA – STAPLES Center	Rostislav Klesla	West	unable to play due to injury	
2003	Sunrise, FL – Office Depot Center	Rostislav Klesla	West	0g-0a=0pts	Lost, 8-3
		Rick Nash	West	2g-1a=3pts	Lost, 8-3
2004	St. Paul, MN – Xcel Energy Center	Nikolai Zherdev	West	1g-1a=2pts	Won, 7-3
2009	Montreal, PQ – Bell Centre	Steve Mason	West	unable to play due to injury	

NHL ALL-STAR WEEKEND ROOKIE PARTICIPANTS

YEAR	SITE	PLAYER	TEAM
2012	Ottawa, ON – Scotiabank Place	Ryan Johansen	Team Chara

NHL ALL-STAR TEAM

YEAR	PLAYER	POSITION	TEAM
2008-09	Steve Mason	Goaltender	Second Team
2012-13	Sergei Bobrovsky	Goaltender	First Team
2016-17	Sergei Bobrovsky	Goaltender	First Team
2017-18	Seth Jones	Defense	Second Team

NHL ALL-ROOKIE TEAM

YEAR	PLAYER	POSITION	YEAR	PLAYER	POSITION
2001-02	Rostislav Klesla	Defense	2016-17	Zach Werenski	Defense
2002-03	Rick Nash	Forward	2019-20	Elvis Merzlikins	Goaltender
2008-09	Steve Mason	Goaltender			

JACK ADAMS TROPHY

The Jack Adams Trophy is presented annually "to the NHL coach adjudged to have contributed the most to his team's success" as voted on by the National Hockey League Broadcasters Association.

2016-17	John Tortorella	Finalists – Mike Babcock, Toronto; Todd McLellan, Edmonton
2019-20	John Tortorella (Finalist)	Winner – Bruce Cassidy, Boston; Other Finalist – Alain Vigneault, Philadelphia

HART MEMORIAL TROPHY

The Hart Memorial Trophy is presented annually "to the player adjudged to be the most valuable to his team."

2016-17	Sergei Bobrovsky (Finalist)	Winner – Connor McDavid, Edmonton; Other Finalist – Sidney Crosby, Pittsburgh
---------	-----------------------------	---

MAURICE "ROCKET" RICHARD TROPHY

The Maurice "Rocket" Richard Trophy is presented annually "to the player finishing the regular season as the League's goal-scoring leader."

2003-04	Rick Nash (41 goals)	Shared with Atlanta's Ilya Kovalchuk and Calgary's Jarome Iginla
---------	----------------------	--



CALDER MEMORIAL TROPHY

The Calder Memorial Trophy is presented annually "to the player selected as the most proficient in his first year of competition in the National Hockey League." Winner selected in a poll by the Professional Hockey Writers' Association at the end of the regular schedule.

- | | | |
|---------|--------------------------|---|
| 2002-03 | Rick Nash (Finalist) | Winner – Barret Jackman, St. Louis; Other Finalist – Henrik Zetterberg, Detroit |
| 2008-09 | Steve Mason | Finalists – Bobby Ryan, Anaheim; Kris Versteeg, Chicago |
| 2016-17 | Zach Werenski (Finalist) | Winner – Auston Matthews, Toronto; Other Finalist – Patrik Laine, Winnipeg |

NHL FOUNDATION PLAYER AWARD

The NHL Foundation Player Award is presented annually to a player "in recognition of his commitment and service to charities in his community."

- | | | |
|---------|-----------|---|
| 2008-09 | Rick Nash | Finalists – Dustin Brown, Los Angeles; Alex Kovalev, Montreal |
|---------|-----------|---|

VEZINA TROPHY

The Vezina Trophy is presented to the "goalkeeper adjudged to be the best at his position" as voted by the general managers of each of the 32 clubs.

- | | | |
|---------|-------------------------|---|
| 2008-09 | Steve Mason (Runner-Up) | Winner – Tim Thomas, Boston; Other Finalist – Niklas Backstrom, Minnesota |
| 2012-13 | Sergei Bobrovsky | Finalists – Henrik Lundqvist, NY Rangers; Antti Niemi, San Jose |
| 2016-17 | Sergei Bobrovsky | Finalists – Braden Holtby, Washington; Carey Price, Montreal |

BILL MASTERTON TROPHY

- | | | |
|---------|-------------------------|--|
| 2000-01 | Kevin Dineen (Finalist) | Winner – Adam Graves, NY Rangers; Other Finalist – Ray Ferraro, Atlanta |
| 2001-02 | Kevin Dineen (Finalist) | Winner – Saku Koivu, Montreal; Other Finalist – Ron Francis, Carolina |
| 2018-19 | Nick Foligno (Finalist) | Winner – Robin Lehner, NY Islanders; Other Finalist – Joe Thornton, San Jose |

BILL MASTERTON TROPHY NOMINEES

The Columbus chapter of the Professional Hockey Writers' Association nominates players for the award, which is given annually to the player who best exemplifies the qualities of perseverance, sportsmanship and dedication to hockey.

2000-01	Kevin Dineen	2007-08	Pascal Leclaire	2013-14	Nick Foligno	2019-20	Nathan Gerbe
2001-02	Kevin Dineen	2008-09	Raffi Torres	2014-15	Nick Foligno	2020-21	Zac Dalpe
2002-03	Luke Richardson	2009-10	Jared Boll	2015-16	Fedor Tyutin	2021-22	Justin Danforth
2003-04	Manny Malhotra	2010-11	Derek MacKenzie	2016-17	Sergei Bobrovsky	2022-23	Boone Jenner
2005-06	Duvie Westcott	2011-12	Curtis Sanford	2017-18	Zach Werenski	2023-24	Zach Werenski
2006-07	Fredrik Norrena	2012-13	Vinny Prospal	2018-19	Nick Foligno		

MARK MESSIER LEADERSHIP AWARD

The Mark Messier Leadership Award is presented annually to a player "in recognition of his commitment and service to charities in his community" as voted on by NHL HHOF forward Mark Messier.

- | | | |
|---------|--------------|---|
| 2016-17 | Nick Foligno | Finalists – Ryan Getzlaf, Anaheim; Mark Giordano, Calgary |
|---------|--------------|---|

KING CLANCY MEMORIAL TROPHY

- | | |
|---------|--------------|
| 2016-17 | Nick Foligno |
|---------|--------------|

KING CLANCY MEMORIAL TROPHY NOMINEES

The King Clancy Memorial Trophy is presented to "the player who best exemplifies leadership qualities on and off the ice and has made a noteworthy contribution in his community." Team members nominate a player to represent each club in league-wide voting.

2000-01	Ron Tugnutt	2007-08	Manny Malhotra	2013-14	Derek MacKenzie	2019-20	Cam Atkinson
2001-02	Tyler Wright	2008-09	Rick Nash	2014-15	Nick Foligno	2020-21	Cam Atkinson
2002-03	Tyler Wright	2009-10	Rick Nash	2015-16	Boone Jenner	2021-22	Jack Roslovic
2003-04	Tyler Wright	2010-11	Rick Nash	2016-17	Nick Foligno	2022-23	Zach Werenski
2005-06	Manny Malhotra	2011-12	Derek Dorsett	2017-18	Sergei Bobrovsky	2023-24	Zach Werenski
2006-07	Manny Malhotra	2012-13	Adrian Aucoin	2018-19	Nick Foligno		





HONOR ROLL

NHL THREE STARS OF THE MONTH

MONTH	PLAYER	NOTES
March 2009	Rick Nash	3rd Star – Tallied 10-7-17 in 15 games, including unassisted hat trick at Detroit on Mar. 7.
March 2013	Sergei Bobrovsky	3rd Star – Went 9-2-3 with a 1.49 GAA, .950 SV% and three shutouts in 14 games.
December 2014	Sergei Bobrovsky	3rd Star - Went 9-1-1 with a 2.13 GAA, .937 SV% and one shutouts in 10 games.
December 2016	Sergei Bobrovsky	1st Star - Went 12-0-0 with a 1.75 GAA and .939 SV% in 12 games.
March 2017	Sergei Bobrovsky	2nd Star - Went 9-1-1 with a 1.09 GAA, .967 SV% and four shutouts in 11 games.
March 2019	Sergei Bobrovsky	2nd Star - Went 9-4-0 with a 1.74 GAA, .940 SV% and four shutouts in 13 games.
February 2022	Patrik Laine	3rd Star - Tallied 9-6-15 with five multi-point efforts and three game-winning goals in 10 games.

NHL ROOKIE OF THE MONTH

MONTH	PLAYER	NOTES
November 2002	Rick Nash	Tallied 4-5-9 in 14 games and had first career two-goal game vs. NY Rangers on Nov. 9.
October 2008	Derick Brassard	Collected 4-5-9 in 10 games to lead all rookies in scoring during the month.
November 2008	Steve Mason	Went 5-2-1 with a 2.09 GAA, .919 SV% and two shutouts in eight games.
December 2008	Steve Mason	Went 7-5-0 with a 1.41 GAA, .950 SV% and three shutouts in 12 games.
November 2016	Zach Werenski	Posted 3-7-10 in 14 games to lead all rookie defensemen and fifth-T among all NHL blueliners in scoring.

NHL PLAYER/THREE STARS OF THE WEEK

WEEK	PLAYER	NOTES
Dec. 4-10, 2000	Marc Denis	2-0-1, 1.58 GAA, .953 SV% in three games
Mar. 12-18, 2001	Ron Tugnutt	2-0-0, 0.00 GAA, 1.000 SV% in two games
Feb. 23-29, 2004	David Vyborny	3-6-9 in four games
Jan. 23-29, 2006	David Vyborny	3-6-9 in four games
Jan. 22-28, 2007	Fredrik Norrena	2nd Star – 2-0-0, 1.88 GAA, .949 SV% in two games
Jan. 21-27, 2008	Pascal Leclaire	3rd Star – 2-0-0, 1.00 GAA, .968 SV% in two games
Nov. 3-9, 2008	Steve Mason	2nd Star – 3-0-0, 2.61 GAA, .907 SV% in three games
Dec. 29-Jan. 4, 2009	Rick Nash	1st Star – 2-7-9 in four games
Mar. 2-8, 2009	Rick Nash	3rd Star – 4-2-6 in three games
Jan. 4-10, 2010	Mathieu Garon	3rd Star – 3-0-0, 1.46 GAA, .940 SV% in three games
Nov. 1-7, 2010	Mathieu Garon	2nd Star – 2-1-0, 1.01 GAA, .962 SV% in three games
Nov. 15-21, 2010	Rick Nash	1st Star – 6-0-6 in three games
Dec. 6-12, 2010	Rick Nash	3rd Star – 3-3-6 in three games
Feb. 21-27, 2011	Matt Calvert	3rd Star – 5-1-6 in three games
Mar. 4-10, 2013	Sergei Bobrovsky	1st Star – 4-0-0, 0.77 GAA, .972 SV% in four games
Mar. 11-17, 2013	Sergei Bobrovsky	3rd Star – 1-0-2, 0.62 GAA, .982 SV% in three games
Apr. 8-14, 2013	Sergei Bobrovsky	1st Star – 3-0-0, 0.97 GAA, .971 SV% in three games
Mar. 3-9, 2014	Artem Anisimov	2nd Star -4-0-4 (incl. 3 GWG) in four games
Mar. 10-16, 2014	Sergei Bobrovsky	1st Star - 2-0-1, 1.58 GAA, .950 SV% in three games
Apr. 7-13, 2014	Ryan Johansen	3rd Star - 2-4-6 in four games
Dec. 1-7, 2014	Sergei Bobrovsky	2nd Star - 3-0-0, 1.62 GAA, .956 SV% in three games
Jan. 19-25, 2015	Ryan Johansen	1st Star - Tallied 2-2-4 in ASG debut and named MVP of 2015 All-Star Game
Mar. 9-15, 2015	Scott Hartnell	1st Star - 5-0-5 in four games
Mar. 23-29, 2015	Cam Atkinson	2nd Star - 4-3-7, +6 in three games
Mar. 30-Apr. 5, 2015	Nick Foligno	3rd Star - 4-1-5 in three games
Jan. 25-31, 2016	Cam Atkinson	2nd Star - 4-1-5 in two games
Dec. 5-11, 2016	Sam Gagner	3rd Star - 3-3-6, +4 in three games
Feb. 27-Mar. 5, 2017	Sergei Bobrovsky	2nd Star - 2-0-1, 0.33 GAA, .989 SV%, two shutouts in three games
Nov. 27-Dec. 3 2017	Sergei Bobrovsky	2nd Star - 3-0-0, 1.32 GAA, .950 SV%, one shutout in three games
Nov. 12-18, 2018	Cam Atkinson	1st Star - 5-3-8, +6 and three multi-point efforts in three games
Feb. 18-24, 2019	Sergei Bobrovsky	3rd Star - 2-1-0, 1.01 GAA, .962 SV%, two shutouts in three games
Mar. 25-31, 2019	Sergei Bobrovsky	1st Star - 4-0-0, 1.00 GAA, .966 SV%, two shutouts in four games
Dec. 16-22, 2019	Joonas Korpi	3rd Star - 4-0-0, 1.50 GAA, .939 SV%, one shutout in four games
Dec. 30-Jan. 5, 2020	Zach Werenski	3rd Star - 5-0-5, hat trick in three games
Jan. 13-19, 2020	Elvis Merzlikins	2nd Star - 3-0-0, 0.67 GAA, .982 SV%, two shutouts in three games
Feb. 3-9, 2020	Elvis Merzlikins	1st Star - 2-1-0, 0.67 GAA, .971 SV%, two shutouts in three games
Feb. 8-14, 2021	Cam Atkinson	1st Star - 3-4-7, +4 in three games
Feb 7-14, 2022	Patrik Laine	2nd Star - 3-3-6 in three games

OLYMPIC GAMES PARTICIPANTS

YEAR	PLAYER	TEAM	STATISTICS (MEDAL)	YEAR	PLAYER	TEAM	STATISTICS (MEDAL)
2006	Adam Foote	Canada	0g-1a=1pt	2010	Samuel Pahlsson	Sweden	0g-1a=1pt
2006	Rick Nash	Canada	0g-1a=1pt	2010	Fedor Tyutin	Russia	0g-2a=2pts
2006	Radoslav Suchy	Slovakia	1g-1a=2pts	2014	Fedor Tyutin	Russia	0g-0a=0pts
2006	David Vyborny	Czech Republic	1g-3a=4pts (bronze)	2014	Artem Anisimov	Russia	0g-0a=0pts
2010	Jan Hejda	Czech Republic	0g-0a=0pts	2014	Sergei Bobrovsky	Russia	1-0-1, 1.15 GAA, .952 SV%
2010	Milan Jurcina	Slovakia	0g-0a=0pts	2014	Nikita Nikitin	Russia	0g-1a=1pt
2010	Fredrik Modin	Sweden	0g-1a=1pt	2014	Marian Gaborik	Slovakia	DNP (Injured)
2010	Rick Nash	Canada	2g-3a=5pts (gold)				

HISTORY



“JACKETS FANS” MOST VALUABLE PLAYER AWARD

Awarded to the player deemed “most valuable” to the team as voted by fans via online voting since 2006-07.

2006-07: Fredrik Norrena	2015-16: Boone Jenner
2007-08: Rick Nash	2016-17: Sergei Bobrovsky
2008-09: Steve Mason	2017-18: Artemi Panarin
2009-10: Rick Nash	2018-19: Cam Atkinson
2010-11: R.J. Umberger	2019-20: Joonas Korpisalo/Elvis Merzlikins
2011-12: Derek Dorsett	2020-21: Elvis Merzlikins
2012-13: Sergei Bobrovsky	2021-22: Patrik Laine
2013-14: Ryan Johansen	2022-23: Johnny Gaudreau
2014-15: Nick Foligno	2023-24: Kirill Marchenko

“JOHN H. McCONNELL” MOST COURAGEOUS PLAYER AWARD

Awarded to the player who “day in and day out exhibited hard work, dedication and a willingness to overcome obstacles in his commitment to the team,” as voted by Blue Jackets players since 2006-07.

2006-07: Fredrik Modin	2015-16: Boone Jenner
2007-08: Rick Nash	2016-17: Sergei Bobrovsky
2008-09: Andrew Murray	2017-18: Seth Jones
2009-10: Jared Boll	2018-19: Nick Foligno
2010-11: R.J. Umberger	2019-20: Joonas Korpisalo
2011-12: Derek Dorsett	2020-21: Seth Jones
2012-13: Sergei Bobrovsky	2021-22: Boone Jenner
2013-14: Derek MacKenzie	2022-23: Boone Jenner
2014-15: Sergei Bobrovsky	2023-24: Boone Jenner

OUTSTANDING DEFENSEMAN AWARD

Awarded to the team’s top defenseman, as voted on by members of the local media since 2006-07.

2006-07: Rostislav Klesla	2015-16: Ryan Murray
2007-08: Jan Hejda	2016-17: Seth Jones
2008-09: Jan Hejda	2017-18: Seth Jones
2009-10: Kris Russell	2018-19: Seth Jones
2010-11: Fedor Tyutin	2019-20: Seth Jones
2011-12: Nikita Nikitin	2020-21: Seth Jones
2012-13: Fedor Tyutin	2021-22: Zach Werenski
2013-14: James Wisniewski	2022-23: Adam Boqvist
2014-15: David Savard	2023-24: Zach Werenski

MOST IMPROVED PLAYER AWARD

Awarded to the player deemed to have improved the most during the course of the regular season, as voted by the team’s television and radio broadcasters since 2006-07.

2006-07: Ole-Kristian Tollefsen	2015-16: Boone Jenner
2007-08: Pascal Leclaire	2016-17: Alexander Wennberg
2008-09: Marc Methot	2017-18: Seth Jones
2009-10: Kris Russell	2018-19: Josh Anderson
2010-11: Derek MacKenzie	2019-20: Joonas Korpisalo
2011-12: Derek Dorsett	2020-21: Oliver Bjorkstrand
2012-13: Matt Calvert	2021-22: Andrew Peeke
2013-14: Ryan Johansen	2022-23: Liam Foudy
2014-15: Nick Foligno	2023-24: Cole Sillinger

THREE STARS AWARD

Awarded to the player who accumulated the most points in voting for the Three Stars of the Game throughout the course of the regular season (1st Star – 5 pts., 2nd Star – 3 pts., 3rd Star – 1 pt.) since 2000-01.

2000-01: Ron Tugnutt	2013-14: Sergei Bobrovsky
2001-02: Ray Whitney	2014-15: Sergei Bobrovsky
2002-03: Marc Denis	2015-16: Boone Jenner
2003-04: Rick Nash	2016-17: Sergei Bobrovsky
2005-06: Rick Nash	2017-18: Sergei Bobrovsky
2006-07: Rick Nash	2018-19: Cam Atkinson
2007-08: Rick Nash	2019-20: Pierre-Luc Dubois
2008-09: Steve Mason	2020-21: Elvis Merzlikins
2009-10: Steve Mason	2021-22: Elvis Merzlikins
2010-11: Rick Nash	2022-23: Johnny Gaudreau
2011-12: Steve Mason	2023-24: Elvis Merzlikins
2012-13: Sergei Bobrovsky	

COLUMBUS BLUE JACKETS PLAYER COMMUNITY SERVICE AWARD

Awarded to the player who went above and beyond off the ice in support of charitable initiatives benefiting those in need throughout the community, as selected by the Blue Jackets Foundation and community development staff since 2002-03.

2002-03: Tyler Wright	2014-15: Nick Foligno
2003-04: Luke Richardson	2015-16: David Clarkson
2005-06: Manny Malhotra	2016-17: Nick Foligno
2006-07: Jody Shelley	2017-18: Sergei Bobrovsky
2007-08: Dan Fritsche	2018-19: Nick Foligno
2008-09: Rick Nash	2019-20: Boone Jenner
2009-10: R.J. Umberger	2020-21: Cam Atkinson
2010-11: Jared Boll	2021-22: Jack Roslovic
2011-12: Marc Methot	2022-23: Zach Werenski
2012-13: Derek MacKenzie	2023-24: Zach Werenski
2013-14: Derek MacKenzie	



MEDIA INFORMATION



GLENN ODEBRALSKI

Manager of Communications

Glenn Odebralski joined the Columbus Blue Jackets as manager of communications in August 2014 after spending the previous seven seasons with the Florida Panthers. In his current role, he assists in the creation of all hockey-related media

content including game notes and news releases as well as the management of interview requests and other initiatives.

Prior to joining the Blue Jackets organization, Odebralski served as the senior manager of communications and digital media for Sunrise Sports & Entertainment, the Florida

Panthers and BB&T Center, overseeing various SS&E websites; creating and updating with written, video, photo and other content. He also helped direct media relations activities at home and on the road while providing daily hockey information.

A native of Corfu, New York, Odebralski, graduated from the State University of New York at Cortland with bachelor's degrees in sport management and business economics. He has also spent time in various grad assistant programs and internships, working for the Buffalo Sabres, Buffalo Bills, Batavia Muckdogs and the SUNY Cortland football team.

Odebralski and his wife, Carla, reside in Sunbury, Ohio with their son, Chase and daughter, Natalie.



LINDY NOEL

Corporate Communications Specialist

Lindy Noel joined the Columbus Blue Jackets as the corporate communications specialist in September 2021. In this role, she handles the publicity and corporate communication initiatives involving the brand, philanthropy and non-hockey features.

She joined the Blue Jackets after spending the previous year at a nonprofit organization in St. Louis, handling the fundraising and communications initiatives. Prior to

that, she spent three seasons as the marketing & communications manager for the St. Louis Blues, Enterprise Center & Stifel Theatre, including their championship run in 2019.

Originally from central Illinois, Noel spent 14 years in the St. Louis region before moving to Columbus. She is a graduate of Southern Illinois University Edwardsville, where she received her bachelor's degree in speech communication and a master's in public administration.



JACK WELLER

Communications Coordinator

Jack Weller was hired as communications coordinator in October 2024. He first joined the organization in September 2022, serving as a communications intern for the 2022-23 season. In his current role, he manages game credentials, assists with all hockey

communications efforts and oversees press box set-up on game days.

A native of Delaware, Ohio, Weller graduated in 2024 with a master's degree in sport management from The Ohio State University, also receiving a bachelor's degree in sport industry in 2023. While at Ohio State, he spent three years working as a student assistant for the Athletic Communications Department and as the communications intern for Major League Soccer's Columbus Crew SC during the club's championship season in 2023.

MEDIA CREDENTIALS

Credentials will be required for all games. Requests for Individual Game Passes will be issued on a priority basis to media on specific assignments. **Such requests should be submitted in writing to Jack Weller at jweller@BlueJackets.com no later than 12 p.m. the day before a home game.** Photo identification will be required when picking up credentials, which must be visibly worn at all times. Local media interested in credentials for Blue Jackets road games must submit their requests to Jack Weller at jweller@BlueJackets.com by 12 p.m. ET two days prior to the road game.

the ticket office. Private booths are assigned for NHL off-ice officials (PL023), video replay officials (PL027), home TV (PL019) and radio (PL018), visiting TV (PL020) and radio (PL021), as well as visiting team management (PL022).

DINING FACILITIES

The Press Lounge is located on the event level of Nationwide Arena, near the Zamboni entrance. Please show your credential to the attendant for entrance. Meals will be served prior to all home games. The cost is \$11.75 per person (plus tax) and all transactions are credit card only (cashless).

PRESS BOX MICROSITE AND TWITTER

Visit the Blue Jackets' "Press Box" microsite at BlueJackets.com/PressBox and follow @BlueJacketsPR on Twitter for comprehensive information and updates on the team, including practice times and media availability. The "Press Box" contains links to club press releases, game notes, post-game audio, weekly reports and media guides.

MEDIA ENTRANCE/CREDENTIAL PICKUP

Practices & Morning Skates: Media covering practices, including game day morning skates, can enter Nationwide Arena through 24-Hour Security beginning one hour before the scheduled practice time... **Game Nights:** Credentials can be picked up at the Box Office entrance, located on the southwest side of Nationwide Arena near Tim Hortons, beginning two and a half hours prior to game time.

PRACTICE AND GAME DAY INTERVIEWS

If the team holds a practice or morning skate, players and Head Coach Dean Evason will be available at its conclusion with players available in the Blue Jackets' locker room and Evason available in the press conference room, located on event level just down from the dressing room.

PRESS MATERIALS

During the 2024-25 season, printed materials typically provided on game days, including game notes and statistics, will be printed in limited quantities for visiting teams and broadcast staffs only. Complete sets of NHL game notes, along with NHL statistics, will also be available online at BlueJackets.com/PressBox and NHLmedia.com. A weekly report will also be distributed and available online each Monday during the season by 5 p.m. ET. If members of the media are not currently receiving team news via e-mail and would like to be added to the club's distribution list, please contact Glenn Odebralski at godebralski@BlueJackets.com.

MEDIA PARKING

Practices: Media parking is available in the Nationwide Arena Garage, attached to the north side of the building and accessible from Neil Ave. Please bring your ticket to be validated. **Morning Skates:** Media parking is available in the Nationwide Arena Garage, attached to the north side of the building. Media must download a digital pass to access the garage on game days. **Game Nights:** Media parking is available at the **Front Street Garage**, located at **285 N Front St.**, for a reduced charge of \$5 per vehicle. All game day media parking is automated. Please contact Glenn Odebralski at godebralski@BlueJackets.com for instructions and a required code for parking.

POST-GAME INTERVIEWS

The team's dressing room will be open to the media five minutes after the game's conclusion. Blue Jackets Head Coach Dean Evason will meet the media in the press conference room approximately 20 minutes after each contest.

STAFF CONTACT INFORMATION

The Blue Jackets office number is (614) 246-4625. To reach members of the Communications Department:

WIRELESS SERVICE

Complimentary wireless internet is available in the arena by selecting the following in your web browser:
WAP: NWArenaWiFi (No password required).

Todd Sharrock (@ToddSharrock)
Vice President of Communications
(614) 746-5403 / tsharrock@BlueJackets.com

PRESS ELEVATORS

The press elevators, located just inside the Nationwide Arena Box Office, will be available for use by members of the media for all practices and games. Access will be restricted to event level (lobby only), main concourse and press level.

PHOTOGRAPHY

Requests for photo credentials will be handled the same way as media passes. Photo positions are limited and will be assigned for each game. Photographers must comply with assignments and shooting regulations established by the Blue Jackets and the NHL and shoot from designated areas only. Photographers requiring additional information, including equipment and strobe rental, should contact Glenn Odebralski at 614/246-0288 or Team Photographer Kirk Irwin at 720/272-4337.

Glenn Odebralski (@GlennOdebralski)
Manager of Communications
(614) 406-4957 / godebralski@BlueJackets.com

PRESS BOX

The press box is located above sections 213-219 on the south/southeast side of Nationwide Arena. An elevator is located near

BROADCAST & LIVE SHOTS

Please contact a member of the Blue Jackets Communications staff for all broadcast and live shot requests.

Lindy Noel (@lindannoel)
Corporate Communications Specialist
(217) 820-5489 / lnoe@BlueJackets.com

Jack Weller
Communications Coordinator
(614) 530-7535 / jweller@BlueJackets.com



NHL INFORMATION



NHL NEW YORK OFFICE & NHL ENTERPRISES, L.P.
 One Manhattan West
 395 Ninth Ave.
 New York, NY 10001
 Phone: 212-789-2000

NHL MONTREAL OFFICE
 1800 McGill College Avenue
 Suite 2600
 Montreal, Que. H3A 3J6
 Phone: 514-841-9220

NHL TORONTO OFFICE
 50 Bay Street, 11th Floor
 Toronto, Ont. M5J 2X8
 Phone: 416-359-7900

EXECUTIVE

Commissioner: Gary B. Bettman
 Deputy Commissioner: William Daly
 Senior Executive Vice President of Hockey Operations: Colin Campbell

COMMUNICATIONS

Senior Executive Vice President/Chief Communications Officer: Jon Weinstein
 Senior Executive Vice President: Gary Meagher
 Executive Vice President: John Dellapina
 Group Vice President, Business Communications: Jennifer Neziol
 Vice President, Corporate Communications: Nirva Milord
 Vice President: Julie Young
 Senior Directors: Greg Inglis, Jennifer Moad,
 Directors: Josh Bernstein, Jasmine Ghafour, Jake Hyman, Brad Klein (Corporate)
 Coordinator: Delia Brengel

STATISTICS & INFORMATION

Group Vice President: Russell Levine
 Directors: Trevor Bjergso, Brendan Crossman
 Senior Managers: Nick Carafa, Stuart McComish, Scott Rodgers
 Managers: Mike Biergard, John Burd, Sara Campbell, Nicole Dawe
 Senior Coordinators: Amanda Butterfield, Chris Faria, Liv Holmes, Brett Kozak, Vedant Sharma

EVENT COMMUNICATIONS & PLAYER DEVELOPMENT

Executive Vice President: Jamey Horan
 Vice President: Chris Wojcik
 Director: Jeff Day
 Senior Manager: David Keon
 Managers: Paul Braverman, Bob Crawford, Sam Gilbert
 Coordinator/Assistant: Emily Campbell/Chloe Bleyer

NHL SOCIAL

Vice President: Anthony Zucconi
 Senior Director, Social Content & Programming: Kevin Baumer
 Director, Social Media Programs/Social Content & Programming: Rebecca Friedman/Andrew Boehmer
 Senior Manager, In-Game Social Media/Creator Marketing & Community Engagement: Cait MacPhail/Neil Tennant
 Manager, Social Media Programs/Social Media & Social Impact: Nicole Caporaso/Devin Hooker



**NHL COMMISSIONER
 GARY B. BETTMAN**



**DEPUTY COMMISSIONER
 BILL DALY**

REFEREES

NAME	NUMBER	NAME	NUMBER	NAME	NUMBER
Beach, Cody	45	Hiff, Stephen*	46	O'Rourke, Dan	9
Blandina, Brandon	39	Kea, Justin	44	Pochmara, Brian	16
Brace, Riley *	49	Kozari, Steve	40	Rank, Garrett	7
Brenk, Jake	26	Lambert, Pierre	37	Rehman, Kyle	10
Charron, Francis	6	L'Ecuyer, Frederick	17	Rooney, Chris	5
Chmielewski, Tom	18	Lee, Chris	28	Samuels-Thomas, Jordan*	42
Dunning, Mitch	20	Lepkowski, Alex *	44	Sandlak, Carter	29
Dwyer, Gord	19	Luxmore, T.J.	21	Schlenker, Chris	3
Furlatt, Eric	27	Maaskant, Liam *	45	Schrader, Brandon	34
Halkidis, Beau *	48	MacDougall, Peter	38	Skilliter, Graham	24
Hamilton, Graedy*	41	MacPhee, Morgan*	43	South, Furman	13
Hanson, Trevor	14	Markovic, Michael	31	St-Laurent, Francois	8
Hebert, Ghislain	22	McCauley, Wes	4	Sullivan, Michael*	47
Hebert, Jean	15	McIsaac, Jon	2	Sutherland, Kelly	11
		Nicholson, Kendrick	30	Syret, Corey	23

LINESMEN

NAME	NUMBER	NAME	NUMBER	NAME	NUMBER
Alphonso, Shandor	52	Gawryletz, Travis	67	Mills, Bevan	53
Apperson, Caleb	77	Gibbons, Ryan	58	Murchison, Kiel	79
Baker, Tyson	88	Grillo, Brandon *	75	Murray, CJ	68
Barton, Steve	59	Hughes, Tommy	65	Murray, Jonny	95
Berg, Devin	87	Hunt, Mitchell *	62	Nansen, Derek	70
Brisebois, David	96	Jackson, Ryan *	84	O'Quinn, Ben	91
Cherrey, Scott	50	Johnson, Justin *	57	Pancich, Bryan	94
Cormier, Michel	76	Kelly, Dan	98	Shewchuk, Mark	92
Daisy, Ryan	81	Knorr, Trent	74	Smith, Andrew	51
Deschamps, Jonathan	80	Kovachik, Brad	71	Suchanek, Libor	60
Flemington, Kyle	55	MacPherson, Matt	83	Tobias, James	61
Fournier, Julien	56	Mahon, Joseph*	89	Toomey, Travis	90
Gawryletz, Brandon	64	Marquis, Jesse	86		
		McNamara, Kilian	93		

* indicates minor league official



OCTOBER

- 1 NHL Board of Governors Meeting (New York, N.Y.)
- 4-5 2024 NHL Global Series presented by Fastenal: Buffalo vs. New Jersey (O2 Arena, Prague, Czechia)
- 7 Deadline for teams to submit opening-day rosters (5 p.m. ET)
- 8 Opening night of 2024-25 NHL regular season
- 8 Florida Panthers raise Stanley Cup banner (vs. Boston Bruins)
- 8 Utah plays first-ever NHL regular season game (vs. Chicago)
- 12 2024 U.S. Hockey Hall of Fame Game (Ralph Engelstad Arena, Grand Forks, N.D.)
- 14 First game on Prime Monday Night Hockey: Montreal vs. Pittsburgh
- 22 NHL Frozen Frenzy: All 32 NHL Teams in action
- 23 Central Scouting Department: Preliminary Players to Watch list released

NOVEMBER

- 1-30 NHL Unites Celebrates Hockey Fights Cancer
- 1-2 2024 NHL Global Series presented by Fastenal: Dallas vs. Florida (Nokia Arena, Tampere, Finland)
- 8 Hockey Hall of Fame Game: Detroit at Toronto
- 11 Hockey Hall of Fame Induction Celebration (Toronto, Ont.) - Class of 2024 Inductees: Natalie Darwitz, Pavel Datsyuk, Jeremy Roenick, Shea Weber, Krissy Wendell-Pohl (Player category); Colin Campbell, David Poile (Builder category).
- 20 Central Scouting Department: Players to Watch list updated
- 26 NHL Founders Day (1917)
- 29 2024 NHL Thanksgiving Showdown™ doubleheader: Pittsburgh Penguins at Boston Bruins and Colorado at Dallas

DECEMBER

- 1 Signing deadline for Group 2 free agents (5 p.m. ET)
- 4 U.S. Hockey Hall of Fame Induction – Class of 2024 Inductees: Matt Cullen, Brianna Decker, the late Frederic McLaughlin, Kevin Stevens and the 2002 Paralympic Sled Hockey Team & Celebration of Lester Patrick (Pittsburgh, Pa.)
- 5-6 USHL American Cup: Green Bay vs. Des Moines (Rochester, N.Y.)
- 9-10 NHL Board of Governors Meeting
- 16 2024 Stanley Cup Final rematch: Florida at Edmonton (Rogers Place, Edmonton)
- 20-27 Holiday roster freeze in effect: For all players on an NHL active roster, injured reserve, or with non-roster and injured non-roster status as of 11:59 p.m. (local time) Dec. 19, a roster freeze shall apply through 12:01 a.m. (local time) Dec. 28, with respect to waivers, trades and loans, subject to the exceptions provided for in CBA Article 16.5 (d).
- 24-26 Holiday break (no scheduled practices – dressing rooms closed)
- 26-Jan. 5 IIHF World Junior Ice Hockey Championship (Ottawa, Ont.)
- 31 Discover NHL Winter Classic®: St. Louis at Chicago (Wrigley Field, Chicago, Ill.)

JANUARY

- 4-12 IIHF Under-18 Women's World Championship (Vantaa, Finland)
- Week of 13th NHL Central Scouting Mid-Season Rankings release
- Week of 20th USA Hockey All-American Prospects Game (USA Hockey Arena, Plymouth, Mich.)
- 18 Scotiabank Hockey Day in Canada (Host city: Canmore, Alta.); all seven Canadian NHL teams in action
- 23-24 USHL Frosty Cup: Fargo vs. Tri-City (Dallas, Tex.)

FEBRUARY

- 1-28 NHL Unites Celebrates Black Hockey History
- 2-3 2025 AHL All-Star Classic (Acrisure Arena, Palm Desert, Calif.)
- 10-21 NHL season to pause for NHL 4 Nations Face-Off
- 12-20 NHL 4 Nations Face-Off competition featuring NHL players from Canada, Finland, Sweden and the United States.
- 17-23 Hockey Week Across America (USA Hockey); USA Hockey National Try Hockey for Free Day (Feb. 22)
- 22 NHL Regular Season schedule resumes
- 27 2024 Stanley Cup Final rematch: Edmonton at Florida (Amerant Bank Arena, Sunrise)

MARCH

- 1-31 NHL Unites Celebrates Women's History
- 1 **2025 Navy Federal Credit Union NHL Stadium Series™: Detroit vs. Columbus (Ohio Stadium, Columbus, Ohio)**
- 7 2025 NHL Trade Deadline (3 p.m. ET)

APRIL

- 1-30 NHL Unites Celebrates Green Month
- 10-12 NCAA Frozen Four (Enterprise Center, St. Louis, Mo.)
- 9-20 IIHF Women's World Championship (Ceske Budejovice, Czechia)
- Week of 15th NHL Central Scouting Final Rankings release
- 17 Last Day of 2024-25 NHL Regular Season
- 19 Stanley Cup Playoffs begin
- TBD 2025 NHL Draft™ Lottery
- 23-May 3 IIHF Under-18 Men's World Championship (Frisco & Allen, TX)

MAY

- 1-31 NHL Unites Celebrates Asian and Pacific Islander Month
- 9-25 IIHF Men's World Championship (Stockholm, Sweden & Herning, Denmark)
- 22-June 1 2025 CHL Memorial Cup (Sun Life Financial Coliseum, Rimouski, QC)

JUNE

- 1-30 NHL Unites Celebrates Pride Month
- 1-7 2025 NHL Scouting Combine (LECOM Harborcenter, Buffalo, N.Y.)
- 15* Deadline for first club-elected salary arbitration notification (5 p.m. ET) *later of June 15 or 48 hours after the conclusion of the Stanley Cup Final
- 23 Last possible day for 2025 Stanley Cup Playoffs
- TBA 2025 NHL Awards™ (TBD)
- TBA 2025 NHL Draft™ (TBD)

JULY

- 1 Free agency begins (12 p.m. ET)
- 5 Deadline for player-elected salary arbitration notification (5 p.m. ET)
- 6 Deadline for second club-elected salary arbitration notification (5 p.m. ET)
- 20-Aug. 4 Salary arbitration hearings held

AUGUST

- 6 Deadline for salary arbitration decisions to be rendered



BlueJackets.com

