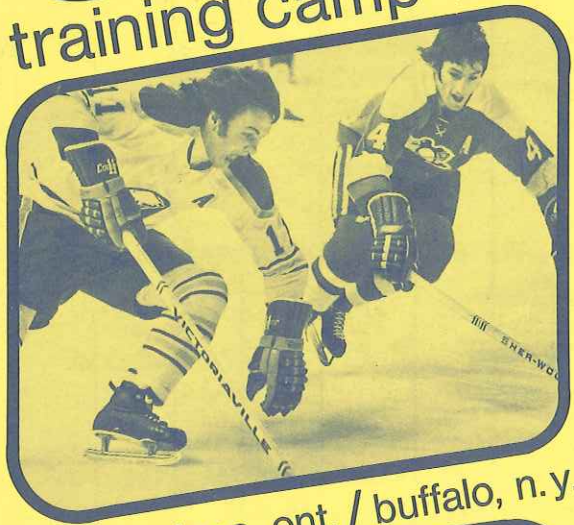



training camp 1974



st. catharines, ont. / buffalo, n.y.



buffalo sabres

SABRES' SCHEDULE

TORONTO
8:05 PM

OCTOBER 1974

SUNDAY	MONDAY	TUESDAY	WEDNESDAY	THURSDAY	FRIDAY	SATURDAY
6	7	1	2	3	4	5

6 DETROIT AT
BUFFALO
7:05 PM

2 PHILADELPHIA AT
BUFFALO
8:05 PM

5 BUFFALO AT
ST. LOUIS
9:05 PM

(ALL TIMES ARE EAST COAST TIMES)

TRAINING CAMP INFORMATION

Ice Facilities

GARDEN CITY ARENA
Division Street
St. Catharines, Ontario, Canada
Telephone: 416-682-9184
416-682-4713

MEMORIAL AUDITORIUM
140 Main Street
Buffalo, New York 14202
Telephone: 716-856-7300

Player Accommodations

HOLIDAY INN
Lake Street (off Queen E. Way)
St. Catharines, Ontario, Canada
Telephone: 416-934-2561

For Information at Training Camp, contact:

PAUL WIELAND
Buffalo Sabres
Director of Public Relations

TED DARLING
Buffalo Sabres
Broadcaster

SABRES' SCOUTING STAFF

Cast, Roy	Minor, Doug
Gibb, Bill	Poore, Len
Grondahl, Lloyd	Racicot, Mike
Kane, John (Bucky)	Walker, Jerry

1974 AMATEUR DRAFT SELECTIONS May 28, 29, 30, 1974

- Lee Fogolin, Defense Oshawa Generals
- Dan Gare, Right Wing Calgary Centennials
- Michel Deziel, Left Wing Sorel Black Hawks
- Paul McIntosh, Defense Peterborough TPTs
- Gary Lariviere, Defense St. Catharines Black Hawks
- David Given,
Defense or Center Brown University
- Bernard Noreau,
Right Wing/Center Laval National
- Charles Constantin,
Left Wing Quebec Remparts
- Rick Jodzio, Left Wing Hamilton Red Wings
- Derek Smith,
Left Wing/Center Ottawa 67's
- Taro Tsujimoto, Center Tokyo Katana's

RECTORY

ur H. Knox III
 up R. Knox
 O. Swados
 G. Forman
 T. J. Stewart
 M. Porter
 C. Andrews
 C. Andrews
 L. Collins, Jr., M.D.
 . Fisher
 E. Rich, Jr.
 T. Saperston, Jr.
 M. Schmon
 Schoellkopf
 Strawbridge, Jr.
 Victor, Jr.
 M. "Punch" Imlach
 Hunt
 Smith
 ndersen
 W. Pickel
 eland
 rling-Voice of the Sabres
 anneret, Pat Hannigan
 E. Chambers, Jr.
 M. Biggar
 canlan
 lly
 Butsch, M.D.
 C. Lehman, M.D.
 ph Sheedy, M.D.
 Citron, D.D.S.
 Christie
 Nigro
 Becker,
 Bergantz, Elaine Boldt,
 Brinkworth, Pat Gerevics,
 oag, Linda Linck,
 agill, Ann Marie Maue,
 andall, Gretchen Staebell,
 auriello, Dory Urbanek,
 Villa, Mary Wasielewski,
 Vojcik
 al Auditorium
 -7300
 -3111
 al Auditorium
 ded from ceiling on
 de
 5'
 hite, Gold
 Base color white,
 in blue and gold
 Base color blue,
 in white and gold
 ullen
 ron
 s

Final Buffalo Sabres Scoring Statistics 1973-74

PLAYER	GP	G	A	PTS	PIM	PPG	SHG	GWG		
Richard Martin	78	52	34	86	38	8	0	6		
Rene Robert	76	21	44	65	71	3	0	5		
Don Luce	75	26	30	56	44	2	3	1		
Jim Lorentz	78	23	31	54	28	12	0	4		
Gil Perreault	55	18	33	51	10	6	0	7		
Gerry Meehan	72	20	26	46	17	6	0	1		
Craig Ramsay	78	20	26	46	0	1	2	3		
Larry Carriere	77	6	24	30	103	3	0	0		
Jerry Korab-Buffalo	45	6	12	18	73	2	0	0		
Vancouver	31	4	7	11	64	3	0	0		
Rick Dudley	67	13	13	26	71	0	0	2		
Brian Spencer-Buffalo	13	3	2	5	4	1	0	0		
NYI	54	5	16	21	65	0	0	0		
Mike Robitaille	71	2	18	20	60	2	0	0		
Norm Gratton	56	6	12	18	16	2	0	0		
Steve Atkinson	70	6	10	16	22	0	0	1		
Paul Terbenche	68	2	12	14	8	0	0	0		
Jim Schoenfeld	28	1	8	9	56	0	0	0		
Real Lemieux-Buffalo	11	1	1	2	4	0	0	0		
LA/NYR	27	0	0	0	0	0	0	0		
Dave Dryden	53	0	1	1	4	0	0	0		
Rocky Farr	11	0	0	0	2	0	0	0		
GOALTENDERS	GPI	MINS	GA	SO EN	AVG	SAVES	EFFCY	W	L	T
Dave Dryden	53	2987	148	1 3	2.97	1251	89.4	23	20	8
Rocky Farr	11	480	25	0 2	3.13	232	90.3	2	4	1
Gary Bromley	12	597	33	0 0	3.32	236	88.4	3	5	3
Roger Crozier	12	615	39	0 0	3.80	274	87.5	4	6	0

SABRES' OFFENSE - 3.10 Goals Per Game

SABRES' DEFENSE - 3.21 Goals Per Game

SABRES' RECORD	GP	W	L	T	GF	GA	PTS
vs. East	38	15	17	6	119	127	36
vs. West	40	17	17	6	123	123	40
at Home	39	23	10	6	142	99	52
on Road	39	9	24	6	100	151	24
Over-all 1973-74	78	32	34	12	242	250	76
Over-all 1972-73	78	37	27	14	257	219	88

Final Cincinnati Swords Scoring Statistics 1973-74

PLAYER	GP	G	A	PTS	PIM
Peter McNab	49	34	39	73	16
Billy Inglis	76	35	36	71	48
Morris Titanic	62	31	28	59	47
Randy Wyrozub	69	22	35	57	17
Joe Robertson	55	21	30	51	101
Steve Richardson	63	13	29	42	58
Jim Nichols	68	22	18	40	20
Frank Richardson	39	15	20	35	30
Bill Hajt	66	5	30	35	66
Ron Busniuk	68	7	24	31	146
Hap Myers	76	6	25	31	51
Neil Korzack	35	11	12	23	17
Jack Surbey	52	13	8	21	74
Jean Landry	73	5	16	21	16
Bob Richer	71	9	11	20	25
Don Brennan	61	5	15	20	49
Joe Noris	28	5	13	18	20
Andre Deschamps	52	7	8	15	100
Bob Smulders	42	3	8	11	35
Gary Bromley	34	0	1	1	0
Rocky Farr	16	0	0	0	2
Tim Regan	31	0	0	0	6
GOALTENDERS	GPI	MINS	GA	SO	AVG
Dan Sullivan	1	60	1	0	1.00
Gary Bromley	34	1906	89	1	2.80
Tim Regan	31	1777	91	0	3.07
Rocky Farr	16	812	47	1	3.47

SWORDS' OFFENSE - 3.59 Goals Per Game

SWORDS' DEFENSE - 3.07 Goals Per Game

SWORDS' RECORD	GP	W	L	T	GF	GA	PTS
1973-74	76	40	25	11	273	233	91

BUFFALO SABRES' 1974 - 75 ROSTER

No.	Place of Birth	Date	1973-74 Club	1973-74 Record		
				G	A	PTS
85	Valleyfield, Que.	8-13-53	Cincinnati	7	8	15
80	Sorel, Que.	1-31-54	Sorel	92	135	227
90	Toronto, Ont.	1-31-49	Buffalo	13	13	26
80	Longueuil, Que.	3-16-53	Cincinnati	—	—	—
75	Nelson, B.C.	5-14-54	Calgary	68	59	127
75	Montreal, Que.	12- 6-54	Cornwall	19	28	47
70	Lasalle, Que.	12-22-50	Buffalo	6	12	18
75	Buffalo, N.Y.	5-18-50	Charlotte-Dayton-Cincinnati			
60	Ottawa, Ont.	5-11-43	Cincinnati	35	36	71
80			Hamilton	1	8	9
65	Milton, Ont.	4-18-52	Cincinnati	11	12	23
88			Switzerland			
80	Victoriaville, Que.	1- 3-45	Buffalo - L.A. - N.Y. Rangers	1	1	2
70			Lakehead Univ.			
80	Waterloo, Ont.	5- 1-47	Buffalo	23	31	54
85	London, Ont.	10- 2-48	Buffalo	26	30	56
72	Lasalle, Que.	7-26-51	Buffalo	52	34	86
10	Vancouver, B.C.	5- 8-52	Buffalo-Cincinnati	37	45	82
96	Toronto, Ont.	9- 3-46	Buffalo	20	26	46
80	Lacombe, Alta.	10-21-43	Buffalo-Cincinnati	5	7	12
70	Garthland, Sask.	3- 3-48	Cincinnati	22	18	40
90	Neuville, Que.	8-14-54	Laval	25	34	59
95	Victoriaville, Que.	11-13-50	Buffalo	18	33	51
65			Montreal Jrs.	28	40	68
70	Weston, Ont.	3-17-51	Buffalo	26	26	46
76	Olds, Alta.	6- 3-48	Cincinnati	15	20	35
75	Cowansville, Que.	3- 5-51	Cincinnati	9	11	20
65	Trois-Rivieres, Que.	12-31-48	Buffalo	21	44	65
80	Montreal, Que.	8-13-49				
65			Ottawa	47	45	92
87	Brampton, Ont.	2- 5-53	Cincinnati	3	8	11
75	Fort St. James, B.C.	9- 3-49	Buffalo-New York Islanders	8	18	26
65	Montreal, Que.	10-21-51	Cincinnati	13	8	21
80	Toronto, Ont.	1- 7-53	Cincinnati	31	28	59
80	Osaka, Japan	11-16-54	Tokyo	15	10	25
85						
65	Vermillion, Alta.	4-13-51	Cincinnati	5	15	20
90	Montreal, Que.	1-30-52	Buffalo	6	24	30
00	Chicago, Ill.	2- 7-55	Oshawa	7	19	26
15	Borden, Sask.	11-18-51	Buffalo-Cincinnati	5	32	37
15	Sault Ste Marie, Ont.	9-15-48	Buffalo-Vancouver	10	19	29
75	Montreal, Que.	6-14-53	Cincinnati	5	16	21
78			St. Catharines	3	35	38
77	Listowel, Ont.	3-13-54	Peterborough	16	34	40
95	Edmonton, Alta.	7-28-47	Cincinnati	6	25	31
95	Ottawa, Ont.					
85	Denver, Colo.	10-26-51	Buffalo-Cincinnati	5	13	18
80			McGill Univ.			
97	Midland, Ont.	2-12-48	Buffalo	2	18	20
08	Galt, Ont.	9- 4-52	Buffalo-Cincinnati	1	10	11
75	Calgary, Alta.	2- 3-50				
60	Edmonton, Alta.	1-19-50	Buffalo-Cincinnati	Mins. 2503	GA 122	SO 1
65	Bracebridge, Ont.	3-16-42	Buffalo	615	39	0
75	Toronto, Ont.	4- 7-47	Buffalo-Cincinnati	1292	72	1
70			Yale Univ.			
00	Providence, R.I.	12-28-49	Cincinnati	1777	91	0

MP — 1974

greater numbers which
who were invited to
p. If a player does not
at leaves camp early,
ot be re-assigned to

- 6. Nichols
- 7. F. Richardson
- 8. Myers
- 9. Noris
- 10. Brennan
- 11. Hunt Jr.
- 12. Chrysler
- 13. Regan
- 14. Lariviere
- 15. Richer
- 16. Geoffrion
- 17. Gauthier
- 18. Jodzio
- 19. D. Smith
- 20. Wright
- 21. Pike
- 22. O'Connell
- 23. Mara
- 24. Noreau
- 25. Shewchuk
- 26. Lynch
- 27. Taggart
- 28. O'Reilly
- 29. McKay
- 30. Young
- 31. Walters
- 32. MacKenzie
- 33. Sagaser
- 34. Nicholson
- 35. Power
- 36. Letowski
- 37. West
- 38. Latinovich
- 39.
- 40.

1973 - 74 FINAL NHL STANDINGS

EAST DIVISION		GP	W	L	T	GF	GA	PTS
Boston	78	52	17	9	349	221	113
Montreal	78	45	24	9	293	240	99
N.Y. Rangers	78	40	24	14	300	251	94
Toronto	78	35	27	16	274	230	86
Buffalo	78	32	34	12	242	250	76
Detroit	78	29	39	10	255	319	68
Vancouver	78	24	43	11	224	296	59
N.Y. Islanders	78	19	41	18	182	247	56
WEST DIVISION		GP	W	L	T	GF	GA	PTS
Philadelphia	78	50	16	12	273	164	112
Chicago	78	41	14	23	272	164	105
Los Angeles	78	33	33	12	233	231	78
Atlanta	78	30	34	14	214	238	74
Pittsburgh	78	28	41	9	242	273	65
St. Louis	78	26	40	12	206	248	64
Minnesota	78	23	38	17	235	275	63
California	78	13	55	10	195	342	36

NHL 1973 - 74 PLAYOFF RESULTS

- SERIES "A" — Boston defeated Toronto 4 games to 0
- SERIES "B" — New York Rangers defeated Montreal 4 games to 2
- SERIES "C" — Philadelphia defeated Atlanta 4 games to 0
- SERIES "D" — Chicago defeated Los Angeles 4 games to 1
- SERIES "E" — Boston defeated Chicago 4 games to 2
- SERIES "F" — Philadelphia defeated New York Rangers 4 games to 3
- SERIES "G" — Philadelphia won the Stanley Cup defeating Boston 4 games to 2

SABRES' PAST EXHIBITION SEASON RESULTS

EXHIBITION SEASON RECORD

	GP	W	L	T	GF	GA	PTS
1973	8	0	6	2	17	28	2
1972	9	5	2	2	24	18	12
1971	10	4	1	5	34	31	13
1970	9	1	5	3	22	37	5
Totals	36	10	14	12	97	114	32

FOUR YEAR EXHIBITION RECORD VS.

Atlanta	2	0	1	1	5	6	1
California	6	3	2	1	17	17	7
Chicago	2	1	1	0	3	5	2
Cincinnati	2	2	0	0	11	8	4
Detroit	3	0	2	1	4	10	1
N.Y. Islanders	1	0	1	0	1	2	0
N.Y. Rangers	1	0	0	1	4	4	1
Philadelphia	6	1	4	1	14	24	3
Pittsburgh	13	3	3	7	38	38	13
Totals	36	10	14	12	97	114	32

HOME

Thursday	October	10 Boston
Sunday	October	13 Los Angeles
Thursday	October	17 California
Sunday	October	20 Toronto
Sunday	October	27 Montreal
Wednesday	November	6 Chicago
Sunday	November	10 Pittsburgh
Thursday	November	14 Minnesota
Sunday	November	17 Atlanta
Wednesday	November	20 Washington
Sunday	November	24 Montreal
Thursday	November	28 Detroit
Sunday	December	1 Pittsburgh
Thursday	December	5 Washington
Sunday	December	8 Minnesota
Thursday	December	12 Vancouver
Sunday	December	15 California
Wednesday	December	18 New York Islanders
Thursday	December	26 Chicago
Sunday	December	29 Philadelphia
Sunday	January	5 St. Louis
Thursday	January	9 Los Angeles
Sunday	January	12 Vancouver
Sunday	January	19 Kansas City
Thursday	January	23 Detroit
Sunday	January	26 Atlanta
Thursday	January	30 New York Rangers
Sunday	February	2 Kansas City
Sunday	February	9 Montreal
Thursday	February	13 Boston
Sunday	February	16 St. Louis
Thursday	February	20 Philadelphia
Sunday	February	23 Toronto
Thursday	February	27 Los Angeles
Sunday	March	2 New York Islanders
Sunday	March	9 Pittsburgh
Thursday	March	20 New York Rangers
Sunday	March	23 California
Sunday	March	30 Toronto
Thursday	April	3 Boston

AWAY

Saturday	October	12 Philadelphia
Saturday	October	19 Minnesota
Thursday	October	24 Los Angeles
Saturday	October	26 St. Louis
Tuesday	October	29 Washington
Saturday	November	2 Toronto
Sunday	November	3 New York Rangers
Tuesday	November	5 Boston
Saturday	November	9 Kansas City
Wednesday	November	13 Montreal
Saturday	November	16 Boston
Friday	November	22 Atlanta
Wednesday	November	27 Chicago
Saturday	November	30 Pittsburgh
Tuesday	December	3 Washington
Saturday	December	14 Minnesota
Sunday	December	22 Washington
Friday	December	27 New York Rangers
Friday	January	3 California
Saturday	January	11 Detroit
Wednesday	January	15 California
Friday	January	17 Vancouver
Saturday	January	25 Montreal
Saturday	February	1 Philadelphia
Tuesday	February	4 Detroit
Thursday	February	6 New York Islanders
Wednesday	February	12 Pittsburgh
Tuesday	February	18 New York Islanders
Saturday	March	1 Detroit
Wednesday	March	5 New York Rangers
Saturday	March	8 St. Louis
Tuesday	March	11 Los Angeles
Wednesday	March	12 California
Friday	March	14 Vancouver
Sunday	March	16 Toronto
Saturday	March	22 Kansas City
Wednesday	March	26 Chicago
Friday	March	28 Atlanta
Tuesday	April	1 Boston
Saturday	April	5 Toronto

TUES. JAN. 21 ALL-STAR GAME AT MONTREAL

On Road	Total
2	4
3	6
3	6
2	4
3	5
2	4
2	5
2	4
3	5
2	4
2	5
2	4
3	6
2	4
3	5
40	80

On Road	Total
5	10
9	16
4	12
5	12
5	12
10	15
2	3
40	80

Buffalo Sabres' 1973-1974

S	M	T	W	T	F	S	S	M	T	W	T	F	S
OCTOBER							NOVEMBER						
	1	2	3	4	5	6					1	2	3
7	8	9	10 TOR.	11	12	13 MINN.	4 MONT.	5	6 VANC.	7	8	9 CAL.	10 L.A.
14 VANC.	15	16	17 L.A.	18	19	20 N.Y.I.	11	12	13	14 ATL.	15	16	17 MONT.
21 TOR.	22	23	24 CHI.	25 BOS.	26	27	18 CAL.	19	20	21 ATL.	22 N.Y.R.	23	24
28 N.Y.I.	29	30	31 CAL.				25 ATL.	26	27	28	29 L.A.	30	
DECEMBER							JANUARY						
						1 DET.		1	2	3 PITT.	4	5 PITT.	
2 DET.	3	4 *	5	6 N.Y.R.	7	8 BOS.	6 VANC.	7	8	9 ATL.	10 N.Y.R.	11	12 PITT.
9 TOR.	10	11	12 N.Y.R.	13	14	15 MINN.	13 ST. L.	14	15	16	17 PHIL.	18	19 N.Y.I.
16 ST. L.	17	18	19 CHI.	20 MONT.	21	22 MONT.	20 CAL.	21	22	23	24 MONT.	25	26
23 PITT.	24 PHIL.	25	26	27 DET.	28	29	27 VANC.	28	29 ★	30	31 PHIL.		
FEBRUARY							MARCH						
					1	2 ST. L.					1	2 PHIL.	
3 TOR.	4	5	6 L.A.	7	8 CAL.	9	3 N.Y.I.	4	5	6 MINN.	7	8 VANC.	9
10 VANC.	11	12	13	14 L.A.	15	16	10 PHIL.	11	12 BOS.	13	14 BOS.	15	16 ST. L.
17 DET.	18	19	20 TOR.	21 ATL.	22	23	17 MINN.	18	19	20 CHIC.	21	22	23 N.Y.I.
24 BOS.	25	26	27	28 CHI.			24 N.Y.R.	25	26	27 DET.	28 CHI.	29	30
APRIL													
							7 ST. L.	1	2	3	4 PITT.	5	6 TOR.

* DEC. 4 RUSSIAN NATIONAL "A" TEAM VS. BUFFALO
 * JAN. 29 ALL-STAR GAME IN CHICAGO


HOME AWAY

This official Buffalo Sabres' Yearbook is sponsored by

BB Bank of Buffalo

Printed in U.S.A.

BUFFALO SABRES YEARBOOK 1973-74



\$200

TAX INCLUDED

We, the people of Bank of Buffalo take this pledge.

We, the people of the Bank of Buffalo, understanding what you still want from a bank, solemnly take this pledge:

We will give friendly and professional service to all our customers.

We will greet you and call you by name whenever we can.

We will help you understand all our services. And use these services to your best advantage.

We will give you straightforward answers to all your questions. And we'll thank you for coming to the Bank of Buffalo.

We pledge to work a little harder for your business, and make you glad you're doing business with the Bank of Buffalo.

BB Bank of Buffalo
The straight talk people

Barbara C. Becker

TABLE OF CONTENTS



It's champagne for Norty Knox and Jim Schoenfeld after clinching a playoff berth.



How sweet it is! Sabres celebrate the one they had to win.



Bobby Orr, the game's super defenseman, is a Buffalo nemesis.



Tomorrow's Sabres are on their way.



The big eye of TV has a center ice seat.

Directory	2
The Front Office	3
Seymour/Northrup Knox	4
David Forman/Robert Swados	5
"Punch" Imlach/Fred Hunt	6
Joe Crozier/John Andersen	7
Frank Christie/Angelo Nigro	8
Sabres' Staff	9
Sabres' Scouting Staff	10
The Third Year	11
Story	12
Ind. Scoring/Draft picks	13
Final Standings/Record by Month	14
Three years in NHL	15
Scores 1972-73	16-17
Power Play Goals	18-19
Hat Tricks	19
Home Attendance/ What did They Wear?	20
Individual Game/Season Records	21
Team Game/Season Records	22-23
Playoff Scoring	24
Playoff Summaries	25-26
Awards	27-28
Opponents	29
Atl./Bos.	30-31
Cal./Chic.	32-33
Det./L.A.	34-35
Minn./Mont.	36-37
N.Y./N.Y.	38-39
Phila./Pitts.	40-41
St. Louis/Tor.	42-43
Vancouver	44
The Players	45
Alphabetical Player Biographies	46
1972-73 Team Roster Biographies	48-49 50-90
Communications	91
Broadcast Crew	92
TV Schedule/The Press Box	93
NHL P/R Directory	94
Homes Away From Home	95
Referee's/Linesmen Key to Abbreviations	96

Edited by: Leslie Brinkworth and Paul Wieland
Photography: Robert Shaver, Ron Moscato
Dave Schofield and Jeffrey Hoffman
Design and Printing: Harry Hoffman & Sons

COVER: The 1973 Lady Byng Trophy winner, center Gil Perreault, fights off the Chicago Black Hawks' Phil Russell.
Photo by Robert Shaver.

1973-74 SABRES' DIRECTORY

Chairman of the Board and President * Seymour H. Knox III
 Vice Chairman of the Board * Northrup R. Knox
 Administrative Vice President * David G. Forman
 Vice President * Robert O. Swados
 Treasurer * Joseph T. J. Stewart
 Board of Directors
 Includes all above listed officers and

Edwin C. Andrews
 Peter C. Andrews
 * George L. Collins, Jr., M.D.
 John B. Fisher
 Robert E. Rich, Jr.
 Howard T. Saperston, Jr.
 Robert M. Schmon
 * Paul A. Schoellkopf
 * George Strawbridge, Jr.

*Member of Executive Committee

Secretary
 Vice President - Hockey/General Manager
 Assistant General Manager
 Coach
 Director of Scouting
 Comptroller
 Director of Public Relations
 Radio-TV
 Director of Sales
 Director of Advertising
 Accounting
 Director of Security
 Ticket Manager
 Club Doctors

Henry M. Porter
 George "Punch" Imlach
 Fred T. Hunt
 Joe Crozier
 John Andersen
 Robert W. Pickel
 Paul Wieland
 Ted Darling — Voice of the Sabres
 Rick Jeanneret, Pat Hannigan
 Robert E. Chambers, Jr.
 James M. Biggar
 Kenneth Kuzara
 Michael Scanlan
 Kirk Kelly
 John L. Butsch, M.D.
 Howard C. Lehman, M.D.
 K. Joseph Sheedy, M.D.
 Ralph Citron, D.D.S.
 Frank Christie
 Angelo Nigro
 Fred Atkins
 Barbara Becker, Elaine Boldt,
 Leslie Brinkworth, Verna Brooks,
 Pat Gerevics, Linda Hoag, Linda Linck,
 Angela Mischler, Gretchen Staebell,
 Lucy Tauriello, Dory Urbanek,
 Sunee Villa, Mary Wasielewski


Club Dentist
 Head Trainer
 Assistant Trainer
 Physical Training Instructor
 Club Secretaries

Memorial Auditorium
 716-856-7300
 716-856-3111
 Memorial Auditorium
 15,845
 Suspended from Ceiling on West Side
 196' x 85'
 Sabres
 Blue, White, Gold
 Home: Base color white, trimmed in
 blue and gold
 Away: Base color blue, trimmed in
 white and gold

Executive Offices
 Telephone - Executive Offices
 Telephone - Ticket Office
 Home Ice
 Seating Capacity
 Location of Press Box
 Dimensions of Rink
 Nickname
 Club Colors
 Uniforms

Organist
 Soloist
 Public Address Announcer

Norm Wullen
 Joe Byron
 Milt Ellis



**The
 Front
 Office**



SEYMOUR H. KNOX III

**Chairman of the Board
and President**

Excellence in sport is both personal accomplishment and professional aim for Seymour Knox and his brother Norty. The older Knox brother, Seymour has been a hard-driving dynamic leader in Buffalo's ascendancy in the NHL, as well as in rebuilding the city's self-image.

Formerly a nationally ranked squash racquets player and ex-President of the U.S. Squash Racquets Association, Seymour Knox had his hockey career ended as a schoolboy with a football injury. But he continued his interest in the game and it paid off in December 1969 with the grant of a major league franchise to Buffalo. He is a Vice President of Kidder, Peabody and Co., Inc., members of the New York Stock Exchange, and active as a leader in a variety of community organizations. He also serves as the Sabres' representative on the NHL Board of Governors.



NORTHRUP R. KNOX

**Vice Chairman
of the Board**

Dogged persistence by the Knox brothers and their hockey associates led to the Buffalo Sabres franchise, and persistence to build toward championship status describes Norty Knox's life-style. He was world champion in the grueling sport of court tennis for ten years, and captain and number one player on the U.S. Polo team in 1966 and 1969. A varsity goalie at Yale University, he was one of the first in the sport to wear contact lenses in the nets, and is the Sabres' alternate representative on the NHL Board of Governors.



DAVID G. FORMAN

Administrative Vice President

The day-to-day headaches of the business of sport have been handled since the beginning of the Sabres by Dave Forman, whose administrative ability centers on separating the wheat from the chaff when problems are put before him.

If it's sometimes hard to find Dave Forman at his desk, it's because he's out in the Auditorium — in hard hat if need be — checking out some construction, or off at a TV studio arranging for a broader schedule of game telecasts.

A well-known business and civic leader in Western New York for three decades, he was named administrative vice president and a member of the Sabres' executive committee in the fall of 1970, after serving as club VP since the franchise was awarded.



ROBERT O. SWADOS

**Vice President
and Counsel**

There are a few men who worked long and hard to convince the nation that Buffalo was a big league sports town in the days when there wasn't a big league sports franchise on the Niagara Frontier.

Bob Swados was one of those men, and in large part it was his dedication and articulate advocacy for big time sport here that resulted in this becoming one of pro sports premier hotbeds in the past few years.

Former vice president of the Buffalo Bisons Baseball Club and vice president of Major League for Buffalo Inc., he has been counsel to the Knox brothers since their first NHL application in 1965. He is a partner in the law firm of Cohen, Swados, Wright, Hanifin & Bradford.



GEORGE "PUNCH" IMLACH

Vice President/Hockey
and General Manager

Three years ago there was healthy skepticism when Punch Imlach predicted his new Buffalo Sabres would be the first expansion team to win the Stanley Cup. The Sabres haven't won it yet, but the skeptics are becoming believers more each passing day. Starting with two players whose contracts were purchased from the old AHL Buffalo Bisons, Punch wheeled, dealed, traded and rejuvenated, and hung onto his draft choices to quickly

berth Buffalo into a third-year playoff slot in the tough East Division. Punch's Sabres were out of the Imlach mold — anchored by classy veterans such as Roger Crozier, Tim Horton, and Larry Hillman — and sparked by youngsters who have rosy futures on top of a rosy present: Gil Perreault, Richard Martin, Jim Schoenfeld, to name three. The system he built paid off in the American Hockey League championship last year . . . a runaway triumph for the two-year-old Cincinnati Swords . . . and Imlach's choice of his long-time friend and associate Joe Crozier to succeed him as coach after a heart attack took him off behind-bench duty was yet another successful and crafty move. In 11 seasons as GM and/or coach of the Toronto Maple Leafs, Imlach's club won four Stanley Cups and made the playoffs ten times. He's built the foundation of another big winner in Buffalo, and was named a club vice president in 1973 in note of his efforts.



FRED T. HUNT

Assistant General Manager
General Manager — Cincinnati Swords

One of the busiest men in the Buffalo hockey organization, Fred Hunt and hockey in Buffalo are synonymous. For 18 years he was general manager and four times coach of the old Buffalo Bisons of the AHL, and was a star winger for the Bisons for a decade preceding. Fred has been the Sabres' Assistant General Manager and troubleshooter since the club was founded, and his lengthy experience in hockey administration has been vital to setting

up the very successful operation of the Sabres. Last year he was asked to assume the extra duties of running the Sabres' farm team in Cincinnati, and it turned out to be one of the most exciting teams in the history of the AHL — climaxing its season by winning the AHL championship and Calder Cup.



JOE CROZIER

Coach

Named the National Hockey League "Coach of the Year" after he led the young Sabres into the Stanley Cup playoffs, Joe Crozier began looking ahead the day his Buffalo club was eliminated by Montreal in six games. "It was a great season, but next season begins today," Joe told the press. Crozier's burning determination to build champions was greatly responsible for the rapid maturity of many of the younger Sabres players. Being the outstanding coach in his league is getting to be a habit for Crozier. Before succeeding Punch Imlach in Buffalo, Joe was coach and GM of the Cincinnati Swords and quickly built the Swords into a playoff club. Previously, he won a barrel of league and playoff championships over a decade at Rochester in the AHL and Vancouver in the Western Hockey League. Considered one of the best instructional coaches in the game, his fervor easily transmits to his players — young and old alike.



JOHN ANDERSEN

Director of Scouting

Results speak well for John Andersen and his Sabres' scouting staff. The young players — and the old pros — that John and the staff recommended in the first three years have already been successful; and the group of young prospects who brought Cincinnati the AHL Calder Cup will be pushing for major league jobs this year. A native of Denmark, John emigrated to Canada and joined the Toronto Maple Leafs organization under Punch Imlach. He was with Toronto for ten years, then spent a year with the California Golden Seals before rejoining Punch in Buffalo.




FRANK CHRISTIE

Head Trainer

The Sabres head trainer is as familiar figure to Buffalo hockey fans as tax bills to a home owner. He has been the Sabres' trainer since the beginning of the club and was trainer for the AHL Buffalo Bisons for 24 years, having joined the club in 1946 after serving an apprentice season with Dallas in the now defunct United States League in 1945.


He started his hockey career during the 1933-34 season as a stickboy for the New York Americans, then a member of the National Hockey League. Since then the New York City native has not worked outside the sport with the exception of the period of World War II when he served in the U.S. Army. A stream of consciousness conversationalist as well as one of the league's most respected practitioners of his craft, Frank's verbal vagaries are guaranteed to keep a hockey club relaxed and laughing. In the off season he manages to manage the Sabres softball team, and he reminds listeners he's the only undefeated manager in slow-pitch history. He's managed only one game.



ANGELO NIGRO

Assistant Trainer

Joe Crozier has an enviable track record as coach and/or general manager in hockey, and Angie Nigro is one of the people who's been with Joe much of the way, contributing to success. He served as a trainer in the American League with Crozier at Rochester and joined the Sabres organization three years ago when the Cincinnati Swords were formed under Joe's leadership. He came to Buffalo last season, and his quiet manner complements that of his training partner, the ebullient Frank Christie.




ROBERT CHAMBERS
Director of Sales



JAMES BIGGAR
Director of Advertising



ROBERT PICKEL
Comptroller



KEN KUZARA
Accounting



KIRK KELLY
Ticket Manager



MIKE SCANLAN
Director of Security

SABRES SCOUTING STAFF



ROY CAST



BILL GIBB



LLOYD GRONSDAHL




BUCKY KANE



AL MILLAR



DOUG MINOR




LEN POORE



MIKE RACICOT



JERRY WALKER



The Third Year

THE THIRD YEAR

When Sabres fans adopted what had previously been a Montreal cheer during the Stanley Cup playoffs, they hit the feeling around the NHL on the nose. "Sabres on the Warpath" was the cheer, and the young Buffalo club certainly had surprised and shocked the league through 78 regular season games and into the playoffs.

Buffalo became the first post-1967 team to make the playoffs in the tough Eastern Division, and facing the powerful Canadiens in the opening series; extended Montreal in what was generally agreed to be the best series of the entire Stanley Cup round.

What turned Buffalo from an expansion also-ran into a legitimate cup contender seemingly overnight?

Appearances were deceiving, as the construction of a contender began when General Manager Punch Imlach was hired in early 1970. Operating on a policy of not trading his top draft choices, Imlach picked off Gil Perreault, Richard Martin, Craig Ramsay, Jim Schoenfeld and Larry Carriere in three drafts.

Youth was served in the club's third year, as the French Connection came into being with winger Rene Robert joining Perreault and Martin to form the most talked about line in the sport — at average age of 22.

The other young Sabres forwards produced offensively and defensively too. Gerry Meehan and Jim Lorentz had their best NHL years — and with Don Luce and Craig Ramsay doing most of the front line work — the Sabres were best in the league at penalty killing.

On the back line rookies Schoenfeld and Carriere meshed with old pros Tim Horton and Larry Hillman and experienced veterans Tracy Pratt, Mike Robitaille and Paul Terbenche to protect Roger Crozier and Dave Dryden better than ever before.

Crozier and Dryden — with by far his best year — responded by ending up third in the Vezina Trophy race.

Every player was a key in 72-73, but Coach Joe Crozier was the biggest key of all. He drove, led, cajoled, inspired and seemed at times to just WILL the Sabres to win. And they did. Joe ended being named Coach of the Year, and talked about this season's success as his "main problem and project" just minutes after Buffalo was eliminated from the playoffs.

Can Buffalo improve its lot in 1973-74? The future seems to indicate that the best is yet to come.



FINAL SCORING STATISTICS — 1972-73

PLAYER	GP	G	A	PTS	PIM	PPG	SHG	GWG
Perreault, Gil	78	28	60	88	10	8	0	7
Robert, Rene	75	40	43	83	83	9	0	6
Martin, Richard	75	37	36	73	79	11	0	4
Lorentz, Jim	78	27	35	62	30	11	0	5
Meehan, Gerry	77	31	29	60	21	3	1	6
Luce, Don	78	18	25	43	32	0	3	2
Harris, Hugh	60	12	26	38	17	0	0	0
Hillman, Larry	78	5	24	29	56	2	0	0
Ramsay, Craig	76	11	17	28	15	0	1	1
Mickey, Larry	77	15	9	24	47	1	0	2
Robitaille, Mike	65	4	17	21	40	0	0	0
Gratton, Norm	21	6	5	11	12	2	0	1
Atlanta	29	3	6	9	12	1	0	0
Schoenfeld, Jim	66	4	15	19	178	1	0	0
Atkinson, Steve	61	9	9	18	36	2	0	1
Horton, Tim	69	1	16	17	56	0	0	0
Pratt, Tracy	74	1	15	16	116	0	0	0
Carriere, Larry	40	2	8	10	52	1	0	0
Terbenche, Paul	42	0	7	7	8	0	0	0
Crozier, Roger	48	0	0	0	4	0	0	0

GOALTENDERS	GPI	MIN	GA	SO	EN	Avg	Saves	Effcy	W	L	T
Dryden, Dave	37	2018	89	3	3	2.65	879	90.8	14	13	7
Crozier, Roger	48	2633	121	3	3	2.76	1156	90.5	23	13	7

SABRES' Offense..... 3.30 Goals Per Game
 SABRES' Defense..... 2.81 Goals Per Game*

*Third best defensive record in NHL in 1972-73, behind Montreal and NY Rangers.

SABRES' RECORD	GP	W	L	T	GF	GA	PTS
1972-73	78	37	27	14	257	219	88
1971-72	78	16	43	19	203	289	51
1970-71	78	24	39	15	217	291	63

PPG = Power Play Goals; SHG = Short Handed Goals; GWG = Game Winning Goals.

1973 AMATEUR DRAFT SELECTIONS May 15, 1973

Player	From
1. Morris Titanic, Left Wing	Sudbury Wolves
2. Jean Landry, Defense	Quebec Remparts
3. Andre Deschamps, Left Wing	Quebec Remparts
4. Yvon Dupuis, Right or Left Wing	Quebec Remparts
5. Bob Smulders, Right Wing	Peterborough Petes
6. Neil Korzack, Left Wing	Peterborough Petes
7. Bob Young, Defense	University of Denver
8. Tim O'Connell, Center	University of Vermont

1972-73 FINAL NHL STANDINGS

	GP	W	L	T	GF	GA	PTS
EAST DIVISION							
Montreal	78	52	10	16	329	184	120
Boston	78	51	22	5	330	235	107
N.Y. Rangers	78	47	23	8	297	208	102
BUFFALO							
Detroit	78	37	27	14	257	219	88
Toronto	78	37	29	12	265	243	86
Vancouver	78	27	41	10	247	279	64
N.Y. Islanders	78	22	47	9	233	339	53
WEST DIVISION							
Chicago	78	42	27	9	284	225	93
Philadelphia	78	37	30	11	296	256	85
Minnesota	78	37	30	11	254	230	85
St. Louis	78	32	34	12	233	251	76
Pittsburgh	78	32	37	9	257	265	73
Los Angeles	78	31	36	11	232	245	73
Atlanta	78	25	38	15	191	239	65
California	78	16	46	16	213	323	48

BUFFALO SABRES' RECORD BY MONTH 1972-73

Over-all	GP	W	L	T	GF	GA	Pts.
October	10	6	0	4	37	18	16
November	14	4	7	3	43	51	11
December	14	10	4	0	63	39	20
January	11	5	6	0	34	35	10
February	14	8	4	2	40	27	18
March	14	3	6	5	37	48	11
April	1	1	0	0	3	1	2
Season Totals	78	37	27	14	257	219	88
At Home	GP	W	L	T	GF	GA	Pts.
October	7	6	0	1	32	13	13
November	5	3	0	2	16	6	8
December	7	7	0	0	42	15	14
January	7	4	3	0	26	20	8
February	8	7	1	0	29	13	14
March	4	2	2	0	14	12	4
April	1	1	0	0	3	1	2
Totals	39	30	6	3	162	80	63
On the Road	GP	W	L	T	GF	GA	Pts.
October	3	0	0	3	5	5	3
November	9	1	7	1	27	45	3
December	7	3	4	0	21	24	6
January	4	1	3	0	8	15	2
February	6	1	3	2	11	14	4
March	10	1	4	5	23	36	7
Totals	39	7	21	11	95	139	25

THREE YEARS IN THE NHL

Buffalo Versus	GP	W	L	T	GF	GA	Pts.
Pittsburgh	17	7	1	9	50	42	23
Minnesota	17	10	5	2	58	48	22
Los Angeles	17	6	5	6	51	48	18
Vancouver	17	8	8	1	59	59	17
Philadelphia	17	6	8	3	48	53	15
St. Louis	17	5	9	3	35	60	13
California	17	4	8	5	44	56	13
Toronto	17	6	11	0	43	54	12
NY Rangers	18	5	11	2	45	70	12
NY Islanders	6	5	0	1	29	9	11
Detroit	17	4	11	2	55	67	10
Chicago	17	4	11	2	41	58	10
Boston	18	3	11	4	58	87	10
Montreal	17	2	9	6	39	70	10
Atlanta	5	2	1	2	22	18	6
Totals	234	77	109	48	677	799	202

At Home	GP	W	L	T	GF	GA	Pts.
Minnesota	9	7	1	1	33	19	15
Vancouver	9	7	2	0	33	19	14
Philadelphia	9	6	2	1	33	24	13
Los Angeles	8	5	1	2	29	19	12
Pittsburgh	9	4	1	4	21	17	12
Detroit	8	4	3	1	31	28	9
St. Louis	8	4	3	1	22	21	9
California	8	3	2	3	25	19	9
Chicago	8	3	4	1	26	25	7
Montreal	8	2	3	3	18	23	7
Boston	9	2	4	3	35	39	7
Toronto	9	3	6	0	23	25	6
NY Rangers	9	2	5	2	27	35	6
NY Islanders	3	3	0	0	18	4	6
Atlanta	3	2	1	0	17	13	4
Totals	117	57	38	22	391	330	136

On the Road	GP	W	L	T	GF	GA	Pts.
Pittsburgh	8	3	0	5	29	25	11
Minnesota	8	3	4	1	25	29	7
Toronto	8	3	5	0	20	29	6
NY Rangers	9	3	6	0	18	35	6
Los Angeles	9	1	4	4	22	29	6
NY Islanders	3	2	0	1	11	5	5
California	9	1	6	2	19	37	4
St. Louis	9	1	6	2	13	39	4
Vancouver	8	1	6	1	26	40	3
Boston	9	1	7	1	23	48	3
Chicago	9	1	7	1	15	33	3
Montreal	9	0	6	3	21	47	3
Atlanta	2	0	0	2	5	5	2
Philadelphia	8	0	6	2	15	29	2
Detroit	9	0	8	1	24	39	1
Totals	117	20	71	26	286	469	66

BUFFALO SABRES' SCORES 1972-73

Date	Visiting Team	Score	Home Team	W-L-T
Oct. 8	Atlanta	3	5 Buffalo	1- 0-0
Oct. 11	Los Angeles	3	7 Buffalo	2- 0-0
Oct. 14	Buffalo	1	1 Atlanta	2- 0-1
Oct. 15	Toronto	2	3 Buffalo	3- 0-1
Oct. 19	Vancouver	0	6 Buffalo	4- 0-1
Oct. 21	Buffalo	1	1 St. Louis	4- 0-2
Oct. 22	Atlanta	2	7 Buffalo	5- 0-2
Oct. 25	Boston	2	2 Buffalo	5- 0-3
Oct. 28	Buffalo	3	3 Montreal	5- 0-4
Oct. 29	Minnesota	1	2 Buffalo	6- 0-4
Nov. 1	Buffalo	1	7 Toronto	6- 1-4
Nov. 4	Buffalo	3	5 Philadelphia	6- 2-4
Nov. 5	St. Louis	1	1 Buffalo	6- 2-5
Nov. 9	California	0	0 Buffalo	6- 2-6
Nov. 11	Buffalo	1	3 Philadelphia	6- 3-6
Nov. 12	Pittsburgh	0	1 Buffalo	7- 3-6
Nov. 15	Buffalo	3	3 Los Angeles	7- 3-7
Nov. 17	Buffalo	1	5 California	7- 4-7
Nov. 19	Buffalo	5	9 Vancouver	7- 5-7
Nov. 22	Buffalo	2	6 Detroit	7- 6-7
Nov. 23	NY Rangers	3	5 Buffalo	8- 6-7
Nov. 26	NY Islanders	2	9 Buffalo	9- 6-7
Nov. 28	Buffalo	7	2 NY Islanders	10- 6-7
Nov. 30	Buffalo	4	5 Boston	10- 7-7
Dec. 2	Buffalo	6	8 Minnesota	10- 8-7
Dec. 3	Minnesota	4	7 Buffalo	11- 8-7
Dec. 6	Buffalo	3	2 NY Rangers	12- 8-7
Dec. 7	Detroit	1	6 Buffalo	13- 8-7
Dec. 10	Montreal	2	4 Buffalo	14- 8-7
Dec. 13	Boston	3	7 Buffalo	15- 8-7
Dec. 16	Buffalo	4	3 St. Louis	16- 8-7
Dec. 17	Toronto	0	4 Buffalo	17- 8-7
Dec. 20	Vancouver	3	6 Buffalo	18- 8-7
Dec. 22	Buffalo	2	4 California	18- 9-7
Dec. 23	Buffalo	0	2 Los Angeles	18-10-7
Dec. 27	Buffalo	4	1 NY Rangers	19-10-7
Dec. 28	Chicago	2	8 Buffalo	20-10-7
Dec. 31	Buffalo	2	4 Chicago	20-11-7
Jan. 3	NY Islanders	1	4 Buffalo	21-11-7

Date	Visiting Team	Score	Home Team	W-L-T
Jan. 4	Buffalo	2	4 Detroit	21-12-7
Jan. 6	Buffalo	4	1 NY Rangers	22-12-7
Jan. 7	Philadelphia	0	2 Buffalo	23-12-7
Jan. 11	NY Rangers	4	2 Buffalo	23-13-7
Jan. 14	Buffalo	0	6 Boston	23-14-7
Jan. 18	Chicago	1	5 Buffalo	24-14-7
Jan. 20	Buffalo	2	4 Detroit	24-15-7
Jan. 21	Philadelphia	4	3 Buffalo	24-16-7
Jan. 25	Minnesota	2	5 Buffalo	25-16-7
Jan. 28	Atlanta	8	5 Buffalo	25-17-7
Feb. 1	Los Angeles	3	5 Buffalo	26-17-7
Feb. 3	Buffalo	1	1 NY Islanders	26-17-8
Feb. 4	NY Islanders	1	5 Buffalo	27-17-8
Feb. 7	Buffalo	1	2 Chicago	27-18-8
Feb. 8	California	0	4 Buffalo	28-18-8
Feb. 10	Buffalo	1	2 Montreal	28-19-8
Feb. 11	Detroit	5	2 Buffalo	28-20-8
Feb. 14	Buffalo	3	2 Toronto	29-20-8
Feb. 15	NY Rangers	1	4 Buffalo	30-20-8
Feb. 17	Buffalo	3	3 Pittsburgh	30-20-9
Feb. 18	Pittsburgh	1	4 Buffalo	31-20-9
Feb. 22	Vancouver	1	3 Buffalo	32-20-9
Feb. 24	Buffalo	2	4 Minnesota	32-21-9
Feb. 25	Pittsburgh	1	2 Buffalo	33-21-9
Mar. 1	Buffalo	4	4 Atlanta	33-21-10
Mar. 4	Montreal	4	2 Buffalo	33-22-10
Mar. 6	Buffalo	2	2 Los Angeles	33-22-11
Mar. 7	Buffalo	2	2 California	33-22-12
Mar. 9	Buffalo	2	5 Vancouver	33-23-12
Mar. 13	Buffalo	0	2 St. Louis	33-24-12
Mar. 15	Boston	4	1 Buffalo	33-25-12
Mar. 17	Buffalo	3	3 Montreal	33-25-13
Mar. 18	Toronto	1	5 Buffalo	34-25-13
Mar. 21	Buffalo	2	6 Chicago	34-26-13
Mar. 24	Buffalo	4	4 Pittsburgh	34-26-14
Mar. 25	Buffalo	1	6 Boston	34-27-14
Mar. 27	Buffalo	3	2 NY Islanders	35-27-14
Mar. 28	Philadelphia	3	6 Buffalo	36-27-14
Apr. 1	St. Louis	1	3 Buffalo	37-27-14

**POWER PLAY GOALS
SCORED AGAINST SABRES — 35**

ATLANTA — 5
2 — McCreary
1 — Hicke
1 — MacMillan
1 — Romanchych

BOSTON — 5
2 — Esposito
1 — Bucyk
1 — Hodge
1 — Orr

CALIFORNIA — 4
2 — J. Johnston
1 — Gilbertson
1 — Leach

LOS ANGELES — 4
2 — Berry
2 — Corrigan

TORONTO — 4
1 — Jarry
1 — Keon
1 — Sittler
1 — Thompson

CHICAGO — 2
2 — Redmond

DETROIT — 2
1 — Cook
1 — Libett

PHILADELPHIA — 2
1 — Clarke
1 — MacLeish

ST. LOUIS — 2
1 — St. Marseille
1 — Unger

MINNESOTA — 1
1 — Grant

MONTREAL — 1
1 — P. Mahovlich

NY RANGERS — 1
1 — Ratelle

PITTSBURGH — 1
1 — Hextall

VANCOUVER — 1
1 — Boudrias

NY ISLANDERS — 0
None



**POWER PLAY GOALS
SCORED BY SABRES — 52**

PHILADELPHIA — 6
1 — Deadmarsh
1 — Hillman
1 — Lorentz
1 — Martin
1 — Perreault
1 — Robert

VANCOUVER — 6
4 — Martin
1 — Atkinson
1 — Perreault

ATLANTA — 5
3 — Lorentz
1 — Perreault
1 — Robert

TORONTO — 5
2 — Lorentz
1 — Carriere
1 — Martin
1 — Perreault

CHICAGO — 4
1 — Lorentz
1 — Martin
1 — Meehan
1 — Mickey

DETROIT — 4
2 — Robert
1 — Atkinson
1 — Meehan

MINNESOTA — 4
1 — Lorentz
1 — Meehan
1 — Perreault

BOSTON — 3
1 — Hillman
1 — Perreault
1 — Robert

MONTREAL — 3
2 — Martin
1 — Lorentz

NY ISLANDERS — 3
1 — Lorentz
1 — Martin
1 — Robert

NY RANGERS — 3
2 — Robert
1 — Gratton

PITTSBURGH — 3
1 — Martin
1 — Perreault
1 — Robert

CALIFORNIA — 1
1 — Gratton

LOS ANGELES — 1
1 — Perreault

ST. LOUIS — 1
1 — Lorentz

HAT TRICKS SCORED BY SABRES IN 1972-73

Martin (4 goals) vs. Atlanta, Oct. 22, 1972
Meehan at Minnesota, Dec. 2, 1972
Meehan vs. Chicago, Dec. 28, 1972
Robert at Minnesota, Dec. 2, 1972

HAT TRICKS SCORED AGAINST SABRES IN 1972-73

Comeau, Atlanta, Jan. 28, 1973
Esposito (4 goals), Boston, Jan. 14, 1973
Flett, Philadelphia, Jan. 21, 1973
McCreary, Atlanta, Jan. 28, 1973
Schmautz (4 goals), Vancouver, Nov. 19, 1972
Stemkowski, NY Rangers, Jan. 11, 1973

SABRES' HOME ATTENDANCE 1972-73

Oct. 8	Atlanta	15,508	Jan. 3	NY Islanders	15,668
Oct. 11	Los Angeles	15,410	Jan. 7	Philadelphia	15,668
Oct. 15	Toronto	15,516	Jan. 11	NY Rangers	15,668
Oct. 19	Vancouver	15,516	Jan. 18	Chicago	15,668
Oct. 22	Atlanta	15,516	Jan. 21	Philadelphia	15,668
Oct. 25	Boston	15,516	Jan. 25	Minnesota	15,668
Oct. 29	Minnesota	15,516	Jan. 28	Atlanta	15,668
Nov. 5	St. Louis	15,516	Feb. 1	Los Angeles	15,668
Nov. 9	California	15,516	Feb. 4	NY Islanders	15,668
Nov. 12	Pittsburgh	15,668	Feb. 8	California	15,668
Nov. 23	NY Rangers	15,668	Feb. 11	Detroit	15,668
Nov. 26	NY Islanders	15,668	Feb. 15	NY Rangers	15,668
Dec. 3	Minnesota	15,668	Feb. 18	Pittsburgh	15,668
Dec. 7	Detroit	15,668	Feb. 22	Vancouver	15,668
Dec. 10	Montreal	15,668	Feb. 25	Pittsburgh	15,668
Dec. 13	Boston	15,668	Mar. 4	Montreal	15,668
Dec. 17	Toronto	15,668	Mar. 15	Boston	15,668
Dec. 20	Vancouver	15,668	Mar. 18	Toronto	15,668
Dec. 28	Chicago	15,668	Mar. 28	Philadelphia	15,668
			Apr. 1	St. Louis	15,668
First Half Total (19 games)		296,210			
First Half Average		15,590			
Second Half Total (20 games)		313,360			
Second Half Average		15,668			
Season Total (39 games)		609,570			
Season Average		15,632			

WHAT DID THEY WEAR?

1972-73

1—Crozier; 2—Horton(A); 3—Robitaille; 4—Pratt(A); 5—Hillman; 6—Schoenfeld; 7—Martin, Robert; 8—Lorentz; 9—Deadmarsh, Martin, Gratton; 10—Ramsay; 11—Perreault(A); 12—Mickey; 14—Robert, Gratton; 15—Meehan(Capt.); 16—Wyrozub; 17—Dudley, Richer; 18—Terbenche; 19—Atkinson; 20—Luce; 21—Harris; 22—McKay, Rombough; 23—Carriere; 24—Gould, Busniuk; 28—Farr, Bromley; 30—Dryden.

1971-72

1—Crozier; 2—Watson; 3—Robitaille, Terbenche; 4—Pratt; 5—Hillman, Barrie; 6—Hamilton(A); 7—Martin; 8—Lorentz, Martin, Duff, Deadmarsh; 9—Lawson; 10—Goyette(A); 11—Perreault(A); 12—Byers; 14—Robert, Luce, Zaine; 15—Meehan(Capt.); 16—Anderson, Deadmarsh; 17—Smith; 18—O'Shea; 19—Atkinson; 20—Luce; 21—Ball, Mickey, Keenan; 22—McKay, Zaine; 23—Shack, Gould, Robert; 24—Evans, McKay; 25—Ramsay; 26—Wyrozub, Keenan; 28—Dryden; 30—Dryden.

1970-71

1—Crozier; 2—Watson; 3—Pratt(A); 4—McMahon; 5—Barrie; 6—Hamilton; 7—Schmautz; 8—Inglis; 9—Fleming; 10—Goyette; 11—Perreault(A); 12—Krake; 14—Wyrozub; 15—Meehan; 16—Anderson; 17—Smith(Capt.); 18—O'Shea; 19—Atkinson, Lacombe, Perry; 20—Duff, McDonald; 21—Andrea, Lagace; 22—Marshall(A); 23—Shack, Terbenche; 24—Talbot, Deadmarsh; 25—Myers, Perry; 26—Keenan; 28—Dryden, Ball; 30—Daley, Dryden.

SABRES' INDIVIDUAL GAME RECORDS

Most Goals: (4) Richard Martin vs. Atlanta, Oct. 22, 1972
Most Assists: (4) Phil Goyette vs. Detroit, Jan. 7, 1971; Gil Perreault vs. Atlanta, Oct. 22, 1972; Gerry Meehan vs. Atlanta, Jan. 28, 1973
Most Points: (6) Gil Perreault vs. Atlanta, Oct. 22, 1972 (2 goals, 4 assists)
Most Penalty Minutes: (39) Reg Fleming vs. Pittsburgh, Oct. 18, 1970

SABRES' INDIVIDUAL SEASON RECORDS

Most Goals: (44) Richard Martin, 1971-72
Most Assists: (60) Gil Perreault, 1972-73
Most Points: (88) Gil Perreault, 1972-73
Most Penalty Minutes: (179) Tracy Pratt, 1970-71
Most Games Played as a Sabre: (232) Gil Perreault over 3 seasons
Most Goals by a Right Winger: (40) Rene Robert, 1972-73
Most Assists by a Right Winger: (43) Rene Robert, 1972-73
Most Points by a Right Winger: (83) Rene Robert, 1972-73
Most Penalty Minutes by a Right Winger: (93) Eddie Shack, 1970-71
Most Goals by a Center: (38) Gil Perreault, 1970-71
Most Assists by a Center: (60) Gil Perreault, 1972-73
Most Points by a Center: (88) Gil Perreault, 1972-73
Most Penalty Minutes by a Center: (68) Skip Krake, 1970-71
Most Goals by a Left Winger: (44) Richard Martin, 1971-72
Most Assists by a Left Winger: (36) Richard Martin, 1972-73
Most Points by a Left Winger: (74) Richard Martin, 1971-72
Most Penalty Minutes by a Left Winger: (159) Reg Fleming, 1970-71
Most Goals by a Defenseman: (6) Chris Evans, 1971-72
Most Assists by a Defenseman: (30) Al Hamilton, 1971-72
Most Points by a Defenseman: (34) Al Hamilton, 1971-72
Most Penalty Minutes by a Defenseman: (179) Tracy Pratt, 1970-71
Most Goals by a Rookie: (44) Richard Martin, 1971-72
Most Assists by a Rookie: (34) Gil Perreault, 1970-71
Most Points by a Rookie: (74) Richard Martin, 1971-72
Most Penalty Minutes by a Rookie: (178) Jim Schoenfeld, 1972-73
Most Shut-Outs by a Goalie: (3) Roger Crozier, Dave Dryden, 1972-73
Most Minutes Played by a Goalie: (3654) Roger Crozier, 1971-72
Most Power Play Goals: (19) Richard Martin, 1971-72
Most Short Handed Goals: (3) Don Luce, 1972-73
Most Goal Scoring Games in Succession: (6) Rene Robert, 1972-73
Most Assist Scoring Games in Succession: (8) Phil Goyette, 1970-71
Most Point Scoring Games in Succession: (18) Gil Perreault, 1971-72

TEAM GAME RECORDS

Most Goals For: (9) 9-2 win over NY Islanders, Nov. 26, 1972
Most Goals Against: (11) 11-2 loss at Montreal, Nov. 7, 1970
Most Goals — Buffalo and Opponent: (14) 9-5 loss at Vancouver, Nov. 19, 1972; 8-6 loss at Minnesota, Dec. 2, 1972
Highest Tie Score: (6-6) vs. Pittsburgh, Feb. 18, 1971
Lowest Tie Score: (0-0) vs. California, Nov. 9, 1972
Most Shots on Goal For: (50) vs. NY Islanders, Nov. 26, 1972
Least Shots on Goal For: (14) vs. Montreal, Oct. 15, 1970
Most Shots on Goal Against: (72) at Boston, Dec. 10, 1970
Least Shots on Goal Against: (16) NY Islanders, Nov. 26, 1972
Most Penalty Minutes for Buffalo: (76) vs. Boston, Dec. 13, 1972
Most Penalty Minutes for Opponent: (78) Boston, Dec. 13, 1972
Most Penalty Minutes — Buffalo and Opponent: (154) Boston at Buffalo, Dec. 13, 1972

TEAM SEASON RECORDS

Most Wins: (37), 1972-73
Fewest Wins: (16), 1971-72
Most Losses: (46), 1970-71
Fewest Losses: (27), 1972-73
Most Ties: (19), 1971-72
Fewest Ties: (14), 1972-73
Most Points: (88), 1972-73
Fewest Points: (51), 1971-72
Most Goals For: (257), 1972-73
Fewest Goals For: (203), 1971-72
Most Goals Against: (291), 1970-71
Fewest Goals Against: (219), 1972-73
Longest Winning Streak: (8) Dec. 3 through Dec. 20, 1972
Longest Home Winning Streak: (12) Nov. 12, 1972 through Jan. 7, 1973
Longest Road Winning Streak: (2) Jan. 29, 31, 1971 and Dec. 6, 16, 1972
Greatest Winning Margin: (7) 9-2 win vs. NY Islanders, Nov. 26, 1972
Longest Undefeated Streak — One Season Only: (10) Oct. 8 through Oct. 29, 1972
Longest Undefeated Streak over Two Seasons: (11) Apr. 2, 1972 through Oct. 29, 1972
Longest Home Undefeated Streak — One Season Only: (21) Oct. 8, 1972 through Jan. 7, 1973
Longest Home Undefeated Streak Over Two Seasons: (24) Mar. 23, 1972 through Jan. 7, 1973
Longest Road Undefeated Streak: (4) Oct. 27 through Nov. 4, 1971 and March 14 through 22, 1972
Most Consecutive Ties: (3) Oct. 30 through Nov. 4, 1971
Longest Losing Streak: (7) Oct. 25 through Nov. 8, 1970
Longest Home Losing Streak: (3) Oct. 25 through Nov. 8, 1970; Oct. 17 through 24, 1971; Jan. 6 through 13, 1972; Mar. 3 through 17, 1972
Longest Road Losing Streak: (7) Oct. 14 through Nov. 7, 1970; Feb. 6 through 27, 1971

Greatest Losing Margin: (9) 11-2 loss in Montreal, Nov. 7, 1970; 9-0 loss in St. Louis, Mar. 13, 1971
Longest Non-Winning Streak: (10) Nov. 7 through Dec. 1, 1971
Longest Home Non-Winning Streak: (6) Feb. 27 through Mar. 26, 1972
Longest Road Non-Winning Streak: (23) Oct. 30, 1971 through Feb. 19, 1972
Longest Non-Shutout Streak: (32) Dec. 20, 1970 through Feb. 25, 1971
Most Consecutive Times Shutout: (2) Oct. 14 and 15, 1970
Fastest Two Buffalo Goals By One Player: 1:23 by Richard Martin at Vancouver, Oct. 30, 1971
Fastest Two Goals Against By One Player: :10 by Darryl Sittler of Toronto, Feb. 19, 1972
Fastest Three Buffalo Goals By One Player: 5:30 by Gerry Meehan against Chicago, Dec. 28, 1972
Fastest Three Goals Against By One Player: 13:21 by Bobby Schmautz at Vancouver, Nov. 19, 1972
Fastest Two Buffalo Goals: :18 by Phil Goyette and Gerry Meehan against Vancouver, Mar. 26, 1971
Fastest Two Goals Against: :08 by Marc Tardif and Rejean Houle at Montreal, Nov. 7, 1970
Fastest Three Buffalo Goals: 1:15 by Steve Atkinson, Ron Anderson, and Gil Perreault against Minnesota, Feb. 28, 1971
Fastest Three Goals Against: 1:43 by John Bucyk, Phil Esposito, and Ken Hodge at Boston, Dec. 10, 1970
Fastest Buffalo Goal From Opening Face-Off: :09 by Steve Atkinson against Chicago, Feb. 24, 1972
Fastest Goal Against From Opening Face-Off: :22 by Ted Hampson at California, Oct. 30, 1970



SUMMARY OF GAME 1 — MONTREAL 2 BUFFALO 1

First Period	Scoring	None
	Penalties	Bouchard, 1:22; P. Mahovlich, 2:35; Hillman, 6:21; Perreault, 15:10
Second Period	Scoring	1. B-Ramsay (Luce) 3:13 2. M-Lemaire (Cournoyer, Laperriere) 17:01
	Penalties	Robert, :51; Lefley, :51; Martin, 8:23; Hillman, 14:47; P. Mahovlich, 14:47
Third Period	Scoring	2. M-Cournoyer (Savard, Lemaire) 4:27
	Penalties	Savard, 2:07; Carriere, 2:25; Pratt, 3:51
Referee-Art Skov, Linesmen-Ron Finn, Mat Pavelich		

SUMMARY OF GAME 2 — MONTREAL 7 BUFFALO 3

First Period	Scoring	1. B-Perreault (Schoenfeld) 1:06 2. B-Martin (Perreault, Lorentz) 16:48	
	Penalties	Luce, 7:11; Lapointe, 7:11; Lefley, 16:27; Mickey-5 mins. for fighting, 17:19; Savard, 5 mins. for fighting, 17:19; Lorentz, 19:51; Lapointe, 19:51	
Second Period	Scoring	3. M-Savard (Lafleur, Houle) 4:48 4. M-Cournoyer (Savard, Lemaire) 6:07 5. M-Tardif (Lafleur) 10:39 6. M-Lapointe (Tardif) 16:21 7. M-Lemaire (Cournoyer, F. Mahovlich) 17:29	
	Penalties	P. Mahovlich, 7:12; Martin, 15:21	
	Third Period	Scoring	8. M-Cournoyer (F. Mahovlich) 3:10 9. M-Cournoyer (F. Mahovlich, Savard) 15:31 10. B-Schoenfeld (Gratton) 17:45
		Penalties	Wilson, 10:02
Referee-Bryan Lewis, Linesmen-Ron Finn, Mat Pavelich			

SUMMARY OF GAME 3 — MONTREAL 5 BUFFALO 2

First Period	Scoring	1. M-Lafleur (Lapointe, Tardif) 16:56
	Penalties	F. Mahovlich, 4:17; Martin, 4:53; F. Mahovlich, 6:42; Bouchard, 10:57; Schoenfeld, 12:26; Schoenfeld, 16:43
Second Period	Scoring	2. B-Mickey (Ramsay, Horton) 1:13 3. M-P. Mahovlich (Cournoyer) 8:44 4. M-Wilson (Savard) 9:00
	Penalties	Horton, 6:10; Hillman, 8:09; Richard, minor and ten minute misconduct, 12:54; Martin, 13:52; Martin, 17:59; Lemaire, 17:59
Third Period	Scoring	5. B-Robert (Perreault, Crozier) :54 6. M-F. Mahovlich (Bouchard) 12:15 7. M-Richard (P. Mahovlich) 19:12 (Empty Net Goal)
	Penalties	Laperriere, :32; Lafleur, 1:11
Referee-Dave Newell, Linesmen-Neil Armstrong, Will Norris		

SUMMARY OF GAME 4 — BUFFALO 5 MONTREAL 1

First Period	Scoring	1. M-Cournoyer (Wilson, Lefley) 18:37
	Penalties	Carriere, 8:47; Hillman, 16:32
Second Period	Scoring	2. B-Schoenfeld (Lorentz, Meehan) 11:13
		3. B-Perreault (Carriere, Robert) 14:29
	Penalties	Savard, 13:27
Third Period	Scoring	4. B-Robert (Perreault) 1:28
		5. B-Luce (Unassisted) 19:19
		6. B-Perreault (Robert, Martin) 19:41
	Penalties	None

Referee-Wally Harris, Linesmen-Neil Armstrong, Will Norris

SUMMARY OF GAME 5 — BUFFALO 3 MONTREAL 2

First Period	Scoring	1. M-F. Mahovlich (Laperriere) 16:22
	Penalties	Pratt, 3:38; P. Mahovlich, 4:17; Carriere, 11:03; Larose, 11:03; Pratt, 13:59
Second Period	Scoring	2. B-Martin (Perreault, Robert) 12:03
		3. B-Robert (Perreault) 13:11
	Penalties	F. Mahovlich, 4:45; Crozier, 8:33; Cournoyer, 13:58; Carriere, 14:54
Third Period	Scoring	4. M-Lapointe (Richard, P. Mahovlich) 12:46
	Penalties	None
Overtime	Scoring	5. B-Robert (Perreault, Martin) 9:18
	Penalties	K. Dryden, 0:00

Referee-Bruce Hood, Linesmen-John D'Amico, Ray Scapinello

SUMMARY OF GAME 6 — MONTREAL 4 BUFFALO 2

First Period	Scoring	1. M-Savard (F. Mahovlich, P. Mahovlich) 1:32
		2. M-Wilson (Houle) 7:33
		3. M-Lafleur (Richard, Savard) 8:53
		4. M-Lapointe (Roberts, Wilson) 16:03
	Penalties	Wilson, 4:45; Martin, 4:45; Horton 16:35
Second Period	Scoring	None
	Penalties	Roberts, 4:11; Gratton, 6:34
Third Period	Scoring	5. B-Robert 11:41
		6. B-Martin (Lorentz, Perreault) 19:48 (empty net)
	Penalties	Lapointe, 15:04; Savard, 19:32; Roberts, 10 minute misconduct, 19:32

Referee-Lloyd Gilmour, Linesmen-John D'Amico, Ray Scapinello


AWARDS AND TROPHIES

Most Valuable Player — Wilkinson Sword Award — Chosen by team members, this award consists of an engraved full size sword and a \$500 check, presented by the Wilkinson Sword Division:

1972-73 — Tim Horton
1971-72 — Roger Crozier
1970-71 — Gil Perreault

Most Improved Player — Wilkinson Sword Award — Also chosen by his teammates, the winner receives an engraved Wilkinson poinard:

1972-73 — Dave Dryden
1971-72 — Don Luce
1970-71 — Doug Barrie




The Charley Barton Silver Stick Award — Presented by the Buffalo Courier-Express in memory of the late hockey writer Charley Barton, to the player who best exemplifies Charley's love of the game:

1972-73 — Don Luce

Star of Stars Award — For consistent home performance as reflected in the Three Star Selections:

1972-73 — Gil Perreault
1971-72 — Roger Crozier



Buffalo Sabres' Booster Club Awards — Frank Eddolls Memorial Trophy
— Named in honor of the former Buffalo Bison coach and NHL defenseman, presented to the most valuable player, as selected by members of the club:


1972-73 — Tim Horton
1971-72 — Roger Crozier
1970-71 — Gil Perreault

Most Popular Player — Also voted by members of the club, receives a trophy:

1971-73 — Gil Perreault
1971-72 — Roger Crozier
1970-71 — Gil Perreault

Unsung Hero Trophy — Voted by club members to the player whose performance is far superior to the public recognition he has received:

1972-73 — Jim Lorentz
1971-72 — Don Luce
1970-71 — Gerry Meehan



OTHER AWARDS:

1972-73

Lady Byng Trophy: Gil Perreault

Member of NHL's East Division Team in All-Star Game: Richard Martin,
Rene Robert

1971-72

Member of NHL's East Division Team in All-Star Game: Richard Martin,
Gil Perreault

Hockey News Rookie of the Year: Richard Martin

Sporting News East Division Rookie of the Year: Richard Martin

1970-71

Calder Trophy: Gil Perreault

Member of NHL's East Division Team in All-Star Game: Gil Perreault

Sport Magazine Rookie of the Year in All of Pro Sport: Gil Perreault

Sporting News East Division Rookie of the Year: Gil Perreault



Opponents

BUFFALO VS ATLANTA

	GP	W	L	T	GF	GA	Pts.
Buffalo	5	2	1	2	22	18	6
Atlanta	5	1	2	2	18	22	4

At Buffalo (2-1-0)

Oct. 8 — Buffalo	5	Atlanta	3
Oct. 22 — Buffalo	7	Atlanta	2
Jan. 28 — Atlanta	8	Buffalo	5

At Atlanta (0-0-2)

Oct. 14 — Buffalo	1	Atlanta	1
Mar. 1 — Buffalo	4	Atlanta	4

Goals By Period

	1	2	3	Tot.
Buffalo	6	6	10	22
Atlanta	5	8	5	18

Shots On Goal

	1	2	3	Tot.
Buffalo	48	47	62	157
Atlanta	44	46	34	124

INDIVIDUAL SCORING

Buffalo	G	A	Pts.	Atlanta	G	A	Pts.
Perreault	3	7	10	Comeau	4	2	6
Martin	5	3	8	McCreary	4	2	6
Robert	3	5	8	Hicke	2	4	6
Lorentz	6	1	7	Leiter	3	2	5
Meehan	0	4	4	Romanchych	2	2	4
Mickey	2	1	3	Bennett	1	2	3
Hillman	0	3	3	Morrison	1	2	3
Harris	1	1	2	Rochefort	0	3	3
Ramsay	1	1	2	MacMillan	1	1	2
Horton	0	2	2	Picard	0	2	2
Luce	1	0	1	Stewart	0	2	2
Gratton	0	1	1	Price	0	2	2
Atkinson	0	1	1	Manery	0	2	2
Schoenfeld	0	1	1	Richard	0	2	2
Pratt	0	1	1	Stefaniw	0	1	1
Robitaille	0	1	1	Paradise	0	1	1
				Plager, W.	0	1	1
				Quinn	0	1	1
Totals	22	33	55	Totals	18	34	52

GOALTENDERS

Buffalo	GP	Min.	GA	SO	Avg.	Atlanta	GP	Min.	GA	SO	Avg.
Crozier (2-1-2)	5	300	18	0	3.60	Myre (1-1-1)	3	180	13	0	4.33
						Bouchard (0-1-1)	2	120	9	0	4.50
Totals	5	300	18	0	3.60	Totals	5	300	22	0	4.40

BUFFALO VS BOSTON

	GP	W	L	T	GF	GA	Pts.
Buffalo	6	1	4	1	15	26	3
Boston	6	4	1	1	26	15	9

At Buffalo (1-1-1)

Oct. 25 — Buffalo	2	Boston	2
Dec. 13 — Buffalo	7	Boston	3
Mar. 15 — Boston	4	Buffalo	1

At Boston (0-3-0)

Nov. 30 — Boston	5	Buffalo	4
Jan. 14 — Boston	6	Buffalo	0
Mar. 25 — Boston	6	Buffalo	1

Goals By Period

	1	2	3	Tot.
Buffalo	3	7	5	15
Boston	10	7	9	26

Shots On Goal

	1	2	3	Tot.
Buffalo	65	58	62	185
Boston	75	60	58	193

INDIVIDUAL SCORING

Buffalo	G	A	Pts.	Boston	G	A	Pts.
Robert	3	3	6	Orr	7	5	12
Perreault	2	4	6	Esposito	7	3	10
Lorentz	1	4	5	Cashman	0	8	8
Meehan	2	2	4	Marcotte	2	4	6
Martin	1	3	4	Bucyk	4	1	5
Hillman	2	0	2	Hodge	2	3	5
Gratton	1	1	2	Stanfield	0	5	5
Ramsay	1	1	2	Sheppard	0	4	4
Luce	1	1	2	Vadnais	1	1	2
Atkinson	1	0	1	Sanderson	0	2	2
Wyrozub	0	1	1	Bailey	1	0	1
Schoenfeld	0	1	1	O'Donnell	1	0	1
Harris	0	1	1	Beverley	1	0	1
Robitaille	0	1	1	Plante	0	1	1
Mickey	0	1	1	Walton	0	1	1
				Awrey	0	1	1
				O'Reilly	0	1	1
				Smith	0	1	1
Totals	15	24	39	Totals	26	41	67

GOALTENDERS

Buffalo	GP	Min.	GA	SO	Avg.	Boston	GP	Min.	GA	SO	Avg.
Dryden (1-1-0)	4	200	12	0	3.60	Plante (1-0-0)	1	60	1	0	1.00
Crozier* (0-3-1)	4	160	13	0	4.87	Brooks (1-0-1)	2	110	3	0	1.64
						Johnston (2-0-0)	3	130	4	1	1.84
						Adams (0-1-0)	1	60	7	0	7.00
Totals	6	360	25	0	4.33	Totals	6	360	15	1	2.50

*One Empty Net Goal Against

BUFFALO VS CALIFORNIA

	GP	W	L	T	GF	GA	Pts.
Buffalo	5	1	2	2	9	11	4
California	5	2	1	2	11	9	6

At Buffalo (1-0-1)

Nov. 9 — Buffalo	0	Calif.	0
Feb. 8 — Buffalo	4	Calif.	0

At California (0-1-2)

Nov. 17 — Calif.	5	Buffalo	1
Dec. 22 — Calif.	4	Buffalo	2
Mar. 7 — Buffalo	2	Calif.	2

Goals By Period

	1	2	3	Tot.
Buffalo	4	1	4	9
California	2	4	5	11

Shots On Goal

	1	2	3	Tot.
Buffalo	47	39	60	146
California	42	40	41	123

INDIVIDUAL SCORING

Buffalo	G	A	Pts.	California	G	A	Pts.
Ramsay	0	4	4	Patrick	2	4	6
Robert	2	1	3	Johnston, J.	4	1	5
Pratt	0	3	3	McKechnie	0	3	3
Meehan	2	0	2	Weir	0	3	3
Harris	0	2	2	Leach	2	0	2
Perreault	0	2	2	Gilbertson	1	1	2
Luce	0	2	2	Smith	1	1	2
Gratton	1	0	1	Stewart	0	2	2
Rombough	1	0	1	Graves	1	0	1
Wyrozub	1	0	1	Redmond	0	1	1
Robitaille	1	0	1	Marshall	0	1	1
Atkinson	1	0	1	Lafromboise	0	1	1
Carriere	0	1	1	McAneeley	0	1	1
Hillman	0	1	1				
Lorentz	0	1	1				
Totals	9	17	26	Totals	11	19	30

GOALTENDERS

Buffalo	GP	Min.	GA	SO	Avg.	California	GP	Min.	GA	SO	Avg.
Dryden (1-1-1)	3	180	6	1	2.00	Edwards (2-1-2)	5	300	9	1	1.80
Crozier (0-1-1)	2	120	5	1	2.50						
Totals	5	300	11	2	2.20	Totals	5	300	9	1	1.80

BUFFALO VS CHICAGO

	GP	W	L	T	GF	GA	Pts.
Buffalo	5	2	3	0	18	15	4
Chicago	5	3	2	0	15	18	6

At Buffalo (2-0-0)

Dec. 28 — Buffalo	8	Chicago	2
Jan. 18 — Buffalo	5	Chicago	1

At Chicago (0-3-0)

Dec. 31 — Chicago	4	Buffalo	2
Feb. 7 — Chicago	2	Buffalo	1
Mar. 21 — Chicago	6	Buffalo	2

Goals By Period

	1	2	3	Tot.
Buffalo	3	4	11	18
Chicago	3	7	5	15

Shots On Goal

	1	2	3	Tot.
Buffalo	45	48	64	157
Chicago	42	51	44	137

INDIVIDUAL SCORING

Buffalo	G	A	Pts.	Chicago	G	A	Pts.
Meehan	5	2	7	Hull	2	4	6
Lorentz	2	5	7	Martin	0	6	6
Robert	3	2	5	Pappin	3	1	4
Harris	1	4	5	Redmond	2	1	3
Martin	1	3	4	Koroll	1	2	3
Perreault	0	4	4	Backstrom	2	0	2
Mickey	3	0	3	Angotti	1	1	2
Luce	0	3	3	Bordeleau	1	1	2
Schoenfeld	1	1	2	Korab	1	1	2
Atkinson	1	1	2	Stapleton	1	1	2
Pratt	1	1	2	Mikita	1	0	1
Ramsay	0	2	2	Jarrett	0	1	1
Carriere	0	1	1	White	0	1	1
Hillman	0	1	1	Esposito	0	1	1
Horton	0	1	1	Maki	0	1	1
Totals	18	31	49	Totals	15	22	37

GOALTENDERS

Buffalo	GP	Min.	GA	SO	Avg.	Chicago	GP	Min.	GA	SO	Avg.
Crozier (1-0-0)	2	80	2	0	1.50	Esposito (3-1-0)	4	240	10	0	2.50
Dryden* (1-3-0)	4	220	12	0	3.27	Smith (0-1-0)	1	60	8	0	8.00
Totals	5	300	14	0	2.80	Totals	5	300	18	0	3.60

*One Empty Net Goal Against

BUFFALO VS DETROIT

	GP	W	L	T	GF	GA	Pts.
Buffalo	5	1	4	0	14	20	2
Detroit	5	4	1	0	20	14	8

At Buffalo (1-1-0)

Dec. 7 — Buffalo	6	Detroit	1
Feb. 11 — Detroit	5	Buffalo	2

At Detroit (0-3-0)

Nov. 22 — Detroit	6	Buffalo	2
Jan. 4 — Detroit	4	Buffalo	2
Jan. 20 — Detroit	4	Buffalo	2

Goals By Period

	1	2	3	Tot.
Buffalo	3	5	6	14
Detroit	2	10	8	20

Shots On Goal

	1	2	3	Tot.
Buffalo	48	43	61	152
Detroit	54	62	49	165

INDIVIDUAL SCORING

Buffalo	G	A	Pts.	Detroit	G	A	Pts.
Robert	4	2	6	Dionne	5	6	11
Martin	2	4	6	Ecclestone	2	4	6
Meehan	3	2	5	Stackhouse	1	4	5
Harris	1	3	4	Karlander	2	2	4
Perreault	0	4	4	Libett	2	2	4
Luce	1	2	3	Redmond	1	3	4
Robitaille	0	3	3	Delvecchio	1	2	3
Ramsay	2	0	2	Bergman, G	0	3	3
Lorentz	0	2	2	Collins	2	0	2
Mickey	0	2	2	Charron	1	1	2
Atkinson	1	0	1	Boucha	1	1	2
Terbenche	0	1	1	Fontaine	0	2	2
				Bergman, T.	0	2	2
				Cook	1	0	1
				Lavender	1	0	1
				Johnston	0	1	1
Totals	14	25	39	Totals	20	33	53

GOALTENDERS

Buffalo	GP	Min.	GA	SO	Avg.	Detroit	GP	Min.	GA	SO	Avg.
Dryden* (1-2-0)	4	210	12	0	3.43	Edwards (4-1-0)	5	280	12	0	2.57
Crozier (0-1-0)	1	60	4	0	4.00	Dejordy (0-0-0)	1	20	2	0	6.00
Farr (0-1-0)	1	30	3	0	6.00						
Totals	5	300	19	0	3.80	Totals	5	300	14	0	2.80

*One Empty Net Goal Against

BUFFALO VS LOS ANGELES

	GP	W	L	T	GF	GA	Pts.
Buffalo	5	2	1	2	17	13	6
Los Angeles	5	1	2	2	13	17	4

At Buffalo (2-0-0)

Oct. 11 — Buffalo	7	L.A.	3
Feb. 1 — Buffalo	5	L.A.	3

At Los Angeles (0-1-2)

Nov. 15 — Buffalo	3	L.A.	3
Dec. 23 — L.A.	2	Buffalo	0
Mar. 6 — Buffalo	2	L.A.	2

Goals By Period

	1	2	3	Tot.
Buffalo	4	6	7	17
Los Angeles	4	7	2	13

Shots On Goal

	1	2	3	Tot.
Buffalo	38	52	48	138
Los Angeles	47	53	54	154

INDIVIDUAL SCORING

Buffalo	G	A	Pts.	Los Angeles	G	A	Pts.
Lorentz	3	5	8	Corrigan	4	1	5
Perreault	2	3	5	Widing	0	5	5
Meehan	1	4	5	Berry	2	2	4
Martin	3	1	4	Bernier	0	4	4
Harris	1	3	4	Marotte	0	3	3
Robert	1	3	4	Goring	2	0	2
Luce	0	3	3	Backstrom	1	1	2
Atkinson	2	0	2	Volmar	1	0	1
Carriere	1	1	2	St. Marseille	1	0	1
Pratt	0	2	2	Venasky	1	0	1
Horton	0	2	2	Kozak	1	0	1
Schoenfeld	1	0	1	Maloney	0	1	1
Hillman	1	0	1	Curtis	0	1	1
Mickey	1	0	1	Long	0	1	1
Dudley	0	1	1				
Wyrozub	0	1	1				
Ramsay	0	1	1				
Totals	17	30	47	Totals	13	19	32

GOALTENDERS

Buffalo	GP	Min.	GA	SO	Avg.	L.A.	GP	Min.	GA	SO	Avg.
Crozier (1-1-2)	4	240	10	0	2.50	Vachon* (1-2-2)	5	300	16	1	3.20
Dryden (1-0-0)	1	60	3	0	3.00						
Totals	5	300	13	0	2.60	Totals	5	300	16	1	3.20

*One Empty Net Goal Against

BUFFALO VS MINNESOTA

	GP	W	L	T	GF	GA	Pts.
Buffalo	5	3	2	0	22	19	6
Minnesota	5	2	3	0	19	22	4

At Buffalo (3-0-0)

Oct. 29 — Buffalo	2	Minn.	1
Dec. 3 — Buffalo	7	Minn.	4
Jan. 25 — Buffalo	5	Minn.	2

At Minnesota (0-2-0)

Dec. 2 — Minn.	8	Buffalo	6
Feb. 24 — Minn.	4	Buffalo	2

Goals By Period

	1	2	3	Tot.
Buffalo	7	9	6	22
Minnesota	5	6	8	19

Shots On Goal

	1	2	3	Tot.
Buffalo	53	61	57	171
Minnesota	57	47	48	152

INDIVIDUAL SCORING

Buffalo	G	A	Pts.	Minnesota	G	A	Pts.
Robert	3	7	10	Hextall	2	5	7
Meehan	6	0	6	Prentice	4	1	5
Luce	4	1	5	Drouin	3	2	5
Perreault	3	2	5	Goldsworthy	3	1	4
Martin	2	3	5	Grant	2	2	4
Hillman	0	4	4	Nevin	1	3	4
Horton	0	3	3	Parise	0	4	4
Lorentz	1	1	2	Oliver	1	2	3
Schoenfeld	1	1	2	Gibbs	0	3	3
Terbenche	0	2	2	Harris	0	3	3
Carriere	0	2	2	Harvey	2	0	2
Harris	0	2	2	Reid	0	2	2
Atkinson	0	2	2	Mohns	0	2	2
Mickey	1	0	1	Holbrook	1	0	1
Ramsay	1	0	1	Byers	0	1	1
Pratt	0	1	1	Burns	0	1	1
Robitaille	0	1	1	Nanne	0	1	1
				O'Brien	0	1	1
Totals	22	32	54	Totals	19	34	53

GOALTENDERS

Buffalo	GP	Min.	GA	SO	Avg.	Minnesota	GP	Min.	GA	SO	Avg.
Crozier (2-1-0)	3	160	8	0	3.00	Maniago (1-2-0)	3	180	11	0	3.67
Dryden (1-1-0)	3	140	11	0	4.72	Gilbert (1-1-0)	2	120	11	0	5.50
Totals	5	300	19	0	3.80	Totals	5	300	22	0	4.40

BUFFALO VS MONTREAL

	GP	W	L	T	GF	GA	Pts.
Buffalo	5	1	2	2	13	14	4
Montreal	5	2	1	2	14	13	6

At Buffalo (1-1-0)

Dec. 10 — Buffalo	4	Mont.	2
Mar. 4 — Mont.	4	Buffalo	2

At Montreal (0-1-2)

Oct. 28 — Buffalo	3	Mont.	3
Feb. 10 — Mont.	2	Buffalo	1
Mar. 17 — Buffalo	3	Mont.	3

Goals By Period

	1	2	3	Tot.
Buffalo	7	2	4	13
Montreal	7	3	4	14

Shots On Goal

	1	2	3	Tot.
Buffalo	62	43	59	164
Montreal	54	61	44	159

INDIVIDUAL SCORING

Buffalo	G	A	Pts.	Montreal	G	A	Pts.
Martin	3	3	6	Mahovlich, F.	2	2	4
Robert	2	3	5	Lemaire	2	2	4
Lorentz	2	1	3	Lapointe	1	3	4
Luce	2	1	3	Cournoyer	2	1	3
Hillman	1	2	3	Lefley	1	2	3
Perreault	0	3	3	Richard	1	2	3
Meehan	1	1	2	Mahovlich, P.	2	0	2
Ramsay	1	1	2	Houle	1	1	2
Gratton	1	0	1	Roberts	0	2	2
Terbenche	0	1	1	Wilson	1	0	1
Atkinson	0	1	1	Tardif	1	0	1
Schoenfeld	0	1	1	Lafleur	0	1	1
Harris	0	1	1	Laperriere	0	1	1
Robitaille	0	1	1	Murdoch	0	1	1
				Savard	0	1	1
Totals	13	20	33	Totals	14	19	33

GOALTENDERS

Buffalo	GP	Min.	GA	SO	Avg.	Montreal	GP	Min.	GA	SO	Avg.
Dryden, D. (1-1-2)	4	240	10	0	2.50	Plasse (1-0-0)	1	60	1	0	1.00
Crozier* (0-1-0)	1	60	3	0	3.00	Dryden, K. (1-1-2)	4	240	12	0	3.00
Totals	5	300	13	0	2.60	Totals	5	300	13	0	2.60

*One Empty Net Goal Against

BUFFALO VS NEW YORK ISLANDERS

	GP	W	L	T	GF	GA	Pts.
Buffalo	6	5	0	1	29	9	11
NY Islanders	6	0	5	1	9	29	1

At Buffalo (3-0-0)

Nov. 26 — Buffalo	9	N.Y.	2	Nov. 28 — Buffalo	7	N.Y.	2
Jan. 3 — Buffalo	4	N.Y.	1	Feb. 3 — Buffalo	1	N.Y.	1
Feb. 4 — Buffalo	5	N.Y.	1	Mar. 27 — Buffalo	3	N.Y.	2

At NY Islanders (2-0-1)

Goals By Period

	1	2	3	Tot.
Buffalo	7	14	8	29
NY Islanders	3	3	3	9

Shots On Goal

	1	2	3	Tot.
Buffalo	77	70	84	231
NY Islanders	45	45	44	134

INDIVIDUAL SCORING

Buffalo	G	A	Pts.	NY Islanders	G	A	Pts.
Perreault	4	7	11	Harris, B.	1	3	4
Martin	5	5	10	Miller	2	1	3
Robert	5	4	9	Spencer	1	2	3
Meehan	3	5	8	Cameron	1	1	2
Lorentz	4	2	6	Crisp	1	1	2
Harris, H.	1	4	5	Gagnon	1	1	2
Luce	2	2	4	Hudson	1	1	2
Robitaille	2	2	4	Westfall	0	2	2
Mickey	2	1	3	Henning	0	2	2
Atkinson	0	3	3	Blackburn	1	0	1
Pratt	0	3	3	Stewart, Ron	0	1	1
Terbenche	0	2	2	Brown	0	1	1
Schoenfeld	0	2	2	Mikkelson	0	1	1
Hillman	0	2	2				
Ramsay	0	2	2				
Rombough	1	0	1				
Gratton	0	1	1				
Carriere	0	1	1				
Horton	0	1	1				
Totals	29	49	78	Totals	9	17	26

GOALTENDERS

Buffalo	GP	Min.	GA	SO	Avg.	New York	GP	Min.	GA	SO	Avg.
Dryden	3	177	2	0	.67	Smith	4	240	16	0	4.00
(2-0-1)						(0-3-1)					
Crozier	4	183	7	0	2.33	Desjardins	2	120	13	0	6.50
(3-0-0)						(0-2-0)					
Totals	6	360	9	0	1.50	Totals	6	360	29	0	4.83

BUFFALO VS NEW YORK RANGERS

	GP	W	L	T	GF	GA	Pts.
Buffalo	6	5	1	0	22	12	10
NY Rangers	6	1	5	0	12	22	2

At Buffalo (2-1-0)

Nov. 23 — Buffalo	5	N.Y.	3	Dec. 6 — Buffalo	3	N.Y.	2
Jan. 11 — N.Y.	4	Buffalo	2	Dec. 27 — Buffalo	4	N.Y.	1
Feb. 15 — Buffalo	4	N.Y.	1	Jan. 6 — Buffalo	4	N.Y.	1

At NY Rangers (3-0-0)

Goals By Period

	1	2	3	Tot.
Buffalo	6	4	12	22
NY Rangers	3	6	3	12

Shots On Goal

	1	2	3	Tot.
Buffalo	45	55	70	170
NY Rangers	51	69	56	176

INDIVIDUAL SCORING

Buffalo	G	A	Pts.	NY Rangers	G	A	Pts.
Meehan	3	3	6	Ratelle	5	1	6
Robert	5	0	5	Gilbert	0	6	6
Luce	3	2	5	Stemkowski	3	1	4
Mickey	2	2	4	Hadfield	1	2	3
Lorentz	1	3	4	MacGregor	1	2	3
Robitaille	0	4	4	Vickers	1	1	2
Perreault	2	1	3	Fairbairn	1	0	1
Harris	2	1	3	Irvine	0	1	1
Ramsay	1	2	3	Demarco	0	1	1
Wyrozub	1	1	2	Tkaczuk	0	1	1
Martin	1	1	2	Rolfe	0	1	1
Pratt	0	2	2	Rousseau	0	1	1
Gratton	1	0	1	Seiling	0	1	1
Deadmarsh	0	1	1				
Horton	0	1	1				
Schoenfeld	0	1	1				
Hillman	0	1	1				
Totals	22	26	48	Totals	12	19	31

GOALTENDERS

Buffalo	GP	Min.	GA	SO	Avg.	New York	GP	Min.	GA	SO	Avg.
Dryden*	4	240	7	0	1.75	Giacomin*	4	240	14	0	3.50
(3-1-0)						(1-3-0)					
Crozier	2	120	4	0	2.00	Villemure	2	120	7	0	3.50
(2-0-0)						(0-2-0)					
Totals	6	360	11	0	1.83	Totals	6	360	21	0	3.50

*One Empty Net Goal Against

BUFFALO VS PHILADELPHIA

	GP	W	L	T	GF	GA	Pts.
Buffalo	5	2	3	0	15	15	4
Philadelphia	5	3	2	0	15	15	6

At Buffalo (2-1-0)

Jan. 8 — Buffalo	2	Phila.	0
Jan. 21 — Phila.	4	Buffalo	3
Mar. 28 — Buffalo	6	Phila.	3

At Philadelphia (0-2-0)

Nov. 4 — Phila.	5	Buffalo	3
Nov. 11 — Phila.	3	Buffalo	1

Goals By Period

	1	2	3	Tot.
Buffalo	1	5	9	15
Phila.	4	7	4	15

Shots On Goal

	1	2	3	Tot.
Buffalo	56	53	69	178
Phila.	49	55	46	150

INDIVIDUAL SCORING

Buffalo	G	A	Pts.	Philadelphia	G	A	Pts.
Perreault	2	7	9	MacLeish	5	2	7
Robert	3	3	6	Barber	2	5	7
Martin	3	3	6	Flett	4	1	5
Lorentz	2	2	4	Clarke	1	3	4
Luce	2	0	2	Dornhoefer	0	4	4
Harris	1	1	2	Plante	0	3	3
Hillman	1	1	2	Watson	0	3	3
Ramsay	0	2	2	Clement	1	1	2
Meehan	0	2	2	Lonsberry	0	2	2
Schoenfeld	0	2	2	Bladon	1	0	1
Deadmarsh	1	0	1	Saleski	1	0	1
Gratton	0	1	1	Crisp	0	1	1
Robitaille	0	1	1	Schultz	0	1	1
				Kelly	0	1	1
Totals	15	25	40	Totals	15	27	42

GOALTENDERS

Buffalo	GP	Min.	GA	SO	Avg.	Phila.	GP	Min.	GA	SO	Avg.
Dryden (1-2-0)	3	140	6	1	2.57	Favell (1-2-0)	3	180	9	0	3.00
Crozier (1-1-0)	3	160	9	0	3.37	Taylor (2-0-0)	2	120	6	0	3.00
Totals	5	300	15	1	3.00	Totals	5	300	15	0	3.00

BUFFALO VS PITTSBURGH

	GP	W	L	T	GF	GA	Pts.
Buffalo	5	3	0	2	14	9	8
Pittsburgh	5	0	3	2	9	14	2

At Buffalo (3-0-0)

Nov. 12 — Buffalo	1	Pitts.	0
Feb. 18 — Buffalo	4	Pitts.	1
Feb. 25 — Buffalo	2	Pitts.	1

At Pittsburgh (0-0-2)

Feb. 17 — Buffalo	3	Pitts.	3
Mar. 24 — Buffalo	4	Pitts.	4

Goals By Period

	1	2	3	Tot.
Buffalo	4	5	5	14
Pitts.	4	2	3	9

Shots On Goal

	1	2	3	Tot.
Buffalo	49	68	50	167
Pitts.	46	45	44	135

INDIVIDUAL SCORING

Buffalo	G	A	Pts.	Pittsburgh	G	A	Pts.
Perreault	2	4	6	Polis	1	3	4
Martin	3	2	5	Pronovost	2	1	3
Robert	2	3	5	Apps	1	1	2
Mickey	2	1	3	Edestrand	1	1	2
Schoenfeld	0	3	3	Harbaruk	1	1	2
Ramsay	2	0	2	Hextall	1	1	2
Meehan	1	1	2	McDonough	1	1	2
Carriere	0	2	2	Burrows	0	2	2
Hillman	0	2	2	Watson	0	2	2
Horton	0	2	2	Lagace	1	0	1
Luce	0	2	2	MacDonald	0	1	1
Gratton	1	0	1	Schock	0	1	1
Atkinson	1	0	1				
Harris	0	1	1				
Lorentz	0	1	1				
Pratt	0	1	1				
Totals	14	25	39	Totals	9	15	24

GOALTENDERS

Buffalo	GP	Min.	GA	SO	Avg.	Pitts.	GP	Min.	GA	SO	Avg.
Crozier (3-0-1)	5	250	7	1	1.68	Rutherford (0-3-1)	4	240	10	0	2.50
Dryden (0-0-1)	1	50	2	0	2.40	Brown (0-0-1)	1	60	4	0	4.00
Totals	5	300	9	1	1.80	Totals	5	300	14	0	2.80

BUFFALO VS ST. LOUIS

	GP	W	L	T	GF	GA	Pts.
Buffalo	5	2	1	2	9	8	6
St. Louis	5	1	2	2	8	9	4

At Buffalo (1-0-1)

Nov. 5	—	Buffalo 1	St. Louis 1
Apr. 1	—	Buffalo 3	St. Louis 1

At St. Louis (1-1-1)

Oct. 21	—	Buffalo 1	St. Louis 1
Dec. 16	—	Buffalo 4	St. Louis 3
Mar. 13	—	St. Louis 2	Buffalo 0

Goals By Period

	1	2	3	Tot.
Buffalo	5	3	1	9
St. Louis	3	3	2	8

Shots On Goal

	1	2	3	Tot.
Buffalo	43	53	51	147
St. Louis	52	61	41	154

INDIVIDUAL SCORING

Buffalo	G	A	Pts.	St. Louis	G	A	Pts.
Perreault	3	1	4	Roberto	2	1	3
Lorentz	2	1	3	St. Marseille	2	0	2
Meehan	1	2	3	Unger	1	1	2
Martin	1	1	2	Thomson	1	1	2
Mickey	1	1	2	McCord	0	2	2
Luce	0	2	2	Evans	0	2	2
Robert	0	2	2	O'Shea, D.	0	2	2
Robitaille	1	0	1	Plager, R.	0	2	2
Harris	0	1	1	Plante	1	0	1
Horton	0	1	1	Merrick	1	0	1
Hillman	0	1	1	Hughes	0	1	1
Ramsay	0	1	1	Huck	0	1	1
				Murphy	0	1	1
				Sabourin	0	1	1
Totals	9	14	23	Totals	8	15	23

GOALTENDERS

Buffalo	GP	Min.	GA	SO	Avg.	St. Louis	GP	Min.	GA	SO	Avg.
Dryden (0-0-1)	1	60	1	0	1.00	Stephenson 1 (0-0-1)	1	60	1	0	1.00
Crozier (2-1-1)	4	240	7	0	1.75	Johnson (0-1-0)	1	40	1	0	1.50
						Caron (1-1-1)	4	200	7	1	2.10
Totals	5	300	8	0	1.60	Totals	5	300	9	1	1.80

BUFFALO VS TORONTO

	GP	W	L	T	GF	GA	Pts.
Buffalo	5	4	1	0	16	12	8
Toronto	5	1	4	0	12	16	2

At Buffalo (3-0-0)

Oct. 15	—	Buffalo 3	Toronto 2
Dec. 17	—	Buffalo 4	Toronto 0
Mar. 19	—	Buffalo 5	Toronto 1

At Toronto (1-1-0)

Nov. 1	—	Toronto 7	Buffalo 1
Feb. 14	—	Buffalo 3	Toronto 2

Goals By Period

	1	2	3	Tot.
Buffalo	3	8	5	16
Toronto	2	5	5	12

Shots On Goal

	1	2	3	Tot.
Buffalo	57	58	46	161
Toronto	37	53	56	146

INDIVIDUAL SCORING

Buffalo	G	A	Pts.	Toronto	G	A	Pts.
Perreault	2	5	7	Sittler	3	1	4
Robert	3	2	5	Keon	2	2	4
Lorentz	2	3	5	Ferguson	1	2	3
Martin	1	3	4	Jarry	1	2	3
Luce	1	2	3	McKenny	0	3	3
Meehan	2	0	2	Thompson	2	0	2
Harris	1	1	2	Kehoe	1	1	2
Hillman	0	2	2	Glennie	0	2	2
Robitaille	0	2	2	Ellis	0	2	2
Carriere	1	0	1	Ullman	1	0	1
Wyrozub	1	0	1	Monahan	1	0	1
Atkinson	1	0	1	Henderson	0	1	1
Ramsay	1	0	1				
Gratton	0	1	1				
Gould	0	1	1				
Terbenche	0	1	1				
Totals	16	23	39	Totals	12	16	28

GOALTENDERS

Buffalo	GP	Min.	GA	SO	Avg.	Toronto	GP	Min.	GA	SO	Avg.
Dryden (1-0-0)	1	60	0	1	0.00	Low (1-1-0)	2	120	6	0	3.00
Crozier (3-1-0)	4	240	12	0	3.00	Plante (0-3-0)	3	180	10	0	3.33
Totals	5	300	12	1	2.40	Totals	5	300	16	0	3.20

BUFFALO VS VANCOUVER

	GP	W	L	T	GF	GA	Pts.
Buffalo	5	3	2	0	22	18	6
Vancouver	5	2	3	0	18	22	4

At Buffalo (3-0-0)

Oct. 19 — Buffalo	6	Van.	0
Dec. 20 — Buffalo	6	Van.	3
Feb. 22 — Buffalo	3	Van.	1

At Vancouver (0-2-0)

Nov. 19 — Van.	9	Buffalo	5
Mar. 9 — Van.	5	Buffalo	2

Goals By Period

	1	2	3	Tot.
Buffalo	6	6	10	22
Vancouver	7	6	5	18

Shots On Goal

	1	2	3	Tot.
Buffalo	54	48	61	163
Vancouver	49	53	65	167

INDIVIDUAL SCORING

Buffalo	G	A	Pts.	Vancouver	G	A	Pts.
Perreault	3	6	9	Schmautz	4	2	6
Martin	6	1	7	Boudrias	3	2	5
Robert	1	3	4	Guevremont	1	3	4
Horton	1	3	4	Maki	0	4	4
Lorentz	1	3	4	O'Flaherty	2	1	3
Hillman	0	4	4	Lalonde	2	1	3
Harris	3	0	3	Lemieux	1	2	3
Schoenfeld	1	2	3	Wilkins	1	2	3
Luce	1	2	3	Wright	1	2	3
Atkinson	1	1	2	Tallon	1	1	2
Meehan	1	1	2	Tannahill	1	1	2
Ramsay	1	1	2	Kurtenbach	0	2	2
Gratton	1	0	1	Boddy	0	2	2
Mickey	1	0	1	Kearns	0	2	2
Robitaille	0	1	1	Lever	0	2	2
Pratt	0	1	1	Mair	1	0	1
				Hargreaves	0	1	1
Totals	22	29	51	Totals	18	30	48

GOALTENDERS

Buffalo	GP	Min.	GA	SO	Avg.	Van.	GP	Min.	GA	SO	Avg.
Crozier* (3-1-0)	5	260	12	1	2.75	Dyck (0-1-0)	1	60	3	0	3.00
Dryden (0-1-0)	1	40	5	0	7.50	Wilson (2-1-0)	3	180	13	0	4.33
						Bullock (0-1-0)	1	60	6	0	6.00
Totals	5	300	17	1	3.40	Totals	5	300	22	0	4.40

*One Empty Net Goal Against

Note: Andre Boudrias beat Roger Crozier on a penalty shot in Vancouver, March 9.

The Players





Steve Atkinson

Right Wing

Born: Toronto, Ontario

October 16, 1948

Height: 5'-11" Weight: 170

Shoots: Right

One of the quickest of the Sabres at getting off a wrist shot, Steve's goal production dropped from a rookie year 20, to 14 in 1971-72. But he's expected to rebound and shore up the Sabres' scoring total from right wing. A right hand shot, Steve came to Buffalo from the St. Louis Blues organization, after breaking into pro hockey with the Boston Bruins. He was rookie of the year with the Central League Oklahoma City Blazers in 1968-69, and scored 29 goals the next year for the same club. Steve played his junior hockey with the Niagara Falls Flyers and now makes his year-round home in nearby Crystal Beach, Ont.

PROFESSIONAL RECORD

Season	Club	League	GP	G	A	TP	PIM
1968-69	Boston	NHL	1	0	0	0	0
1968-69a	Oklahoma City	CHL	65	40	40	80	62
1969-70	Oklahoma City	CHL	63	29	23	52	63
1970-71	Buffalo	NHL	57	20	18	38	12
1971-72	Buffalo	NHL	67	14	10	24	26
1972-73	Buffalo	NHL	61	9	9	18	36
	NHL Totals		186	43	37	80	74

a Won CHL Rookie Award.


Drafted by **St. Louis** from **Hershey** (AHL) in Inter-League Draft, June 9, 1970.

Claimed on waivers by **Buffalo** from **St. Louis**, November 1, 1970.



Buffalo Sabres' 1973-1974 Roster

Player	Hgt.	Wgt.	Place of Birth	Date	1972-73 Club	1972-73 Record
						G A Pts.
Forwards						
✓ ATKINSON, Steve	5-11	170	Toronto, Ont.	Oct. 16, 1948	Buffalo	9 9 18
BUSNIUK, Ron	5-11	180	Ft. William, Ont.	Aug. 13, 1948	Cincinnati/Buffalo	5 34 39
DESCHAMPS, Andre	5-11	185	Valleyfield, Que.	Aug. 13, 1953	Quebec	47 51 98
DUDLEY, Rick	6-0	190	Toronto, Ont.	Jan. 31, 1949	Cincinnati/Buffalo	40 45 85
DUPUIS, Yvon	5-10	180	Longueuil, Que.	Mar. 16, 1953	Quebec	50 76 126
GOULD, John	6-00	185	Beeton, Ont.	April 11, 1949	Cincinnati/Buffalo	30 43 73
GRATTON, Norm	5-11	165	Lasalle, Que.	Dec. 22, 1950	Buffalo/Atlanta/Omaha	14 19 33
INGLIS, Billy	5-09	160	Ottawa, Ont.	May 11, 1943	Cincinnati	40 57 97
✓ LORENTZ, Jim	6-00	180	Waterloo, Ont.	May 1, 1947	Buffalo	27 35 72
✓ LUCE, Don	6-02	185	London, Ont.	Oct. 2, 1948	Buffalo	18 25 43
✓ MARTIN, Richard	5-11	165	Montreal, Que.	July 26, 1951	Buffalo	37 36 73
McNAB, Peter	6-03	210	Vancouver, B.C.	May 8, 1952	Denver University	Not Available
✓ MEEHAN, Gerry	6-02	200	Toronto, Ont.	Sept. 3, 1946	Buffalo	31 29 60
MIKEY, Larry	5-11	180	Lacombe, Alta.	Oct. 21, 1943	Buffalo	15 9 24
NICHOLS, Jim	5-09	175	Garthland, Sask.	Mar. 3, 1948	Cincinnati	26 36 62
NORIS, Joe	6-00	185	Denver, Colo.	Oct. 26, 1951	Denver/San Diego	
✓ PERREAULT, Gil	6-01	195	Victoriaville, Que.	Nov. 13, 1950	Hershey/St. Louis	15 36 51
✓ RAMSAY, Craig	5-10	170	Toronto, Ont.	Mar. 17, 1951	Buffalo	28 60 88
RICHER, Bob	5-10	180	Cowensville, Que.	Mar. 5, 1951	Buffalo	11 17 28
✓ ROBERT, Rene	5-09	165	Trois Rivieres, Que.	Dec. 31, 1948	Cincinnati	11 10 21
✓ ROMBOUGH, Doug	6-03	200	Fergus, Ont.	July 8, 1950	Buffalo	40 43 83
TITANIC, Morris	6-01	180	Toronto, Ont.	Jan. 7, 1953	Cincinnati/Buffalo	31 43 74
WYROZUB, Randy	5-11	170	Lacombe, Alta.	April 8, 1950	Sudbury	61 60 121
					Cincinnati/Buffalo	11 12 23
Defensemen						
✓ CARRIERE, Larry	6-00	195	Montreal, Que.	Jan. 3, 1952	Buffalo/Cincinnati	9 19 28
CURTIS, Paul	6-00	185	Peterborough, Ont.	Sept. 29, 1947	St. Louis/L.A.	1 9 10
✓ HAJT, Bill	6-03	212	Borden, Sask.	Nov. 18, 1951	Cincinnati	4 31 35
HORTON, Tim	5-10	180	Cochrane, Ont.	Jan. 12, 1930	Buffalo	1 16 17
LANDRY, Jean	5-11	175	Montreal, Que.	June 14, 1953	Quebec	20 44 64
✓ PRATT, Tracy	6-02	195	New York, N.Y.	Mar. 8, 1943	Buffalo	1 15 16
✓ ROBTAILLE, Mike	5-11	197	Midland, Ont.	Feb. 12, 1948	Buffalo	4 17 21
✓ SCHOENFELD, Jim	6-02	210	Galt, Ont.	Sept. 4, 1952	Buffalo	4 4 15
TERBENCHE, Paul	5-10	170	Port Hope, Ont.	Sept. 16, 1945	Buffalo	— 7 7
Goaltenders						
BROMLEY, Gary	5-10	160	Edmonton, Alta.	Jan. 19, 1950	Cincinnati	1711 76 0 2.66
✓ CROZIER, Roger	5-08	160	Bracebridge, Ont.	Mar. 16, 1942	Buffalo	2633 121 3 2.76
✓ DRYDEN, Dave	6-02	180	Hamilton, Ont.	Sept. 5, 1941	Buffalo	2018 89 3 2.65
FARR, Rocky	5-10	175	Toronto, Ont.	April 7, 1947	Cincinnati/	
					Buffalo	2775 124 3 2.68
REGAN, Tim	6-02	200	Providence, R.I.	Dec. 28, 1949	Cincinnati	102 7 0 4.11



Larry Carriere

(Care-e-air')

Defense

Born: Montreal, Quebec

January 3, 1952


Height: 6'-1" Weight: 190


Shoots: Left

One of the few bachelors on the Sabres, Larry was the club's second draft choice in 1972 and spent part of last season with the Cincinnati Swords, after opening the year in Buffalo. He was recalled during Buffalo's drive for the playoffs and performed solidly on the right side and occasionally at point on the power play. He's a graduate of Loyola University in Montreal where he was captain his senior year and one of the outstanding defensemen in the college ranks. A strong skater and puck carrier, he has a heavy shot.

PROFESSIONAL RECORD

Season	Club	League	GP	G	A	TP	PIM
1972-73	Buffalo	NHL	40	2	8	10	52
1972-73	Cincinnati	AHL	30	7	11	18	54
	NHL Totals		40	2	8	10	52





Roger Crozier

(Crow-zur)

Goalkeeper

Born: Bracebridge, Ontario

March 16, 1942

Height: 5'-8" Weight: 165

Shoots: Right

The key to victory in the NHL, most coaches will agree, is goaltending, and last season Roger Crozier and his goalkeeping partner, Dave Dryden, teamed to give the Sabres the third best defensive record in the NHL. Roger is quick to point out it was the improved defensive play in front of Buffalo's goalkeepers that brought on the dramatic goal-a-game improvement, but his brilliance was always there when needed. Crozier is probably the most exciting goalie in the game from the fan's eye point of view, as he nimbly flops, flips, drops and dips to make acrobatic saves. He's gymnast quick in the nets, and has notched 26 regular season shutouts in his NHL career. Roger makes his year-round home in the Buffalo suburb of Amherst.

PROFESSIONAL RECORD

Season	Club	League	GPI	MINS	GA	SO	AVG
1960-61	Buffalo	AHL	3	—	5	0	1.67
1961-62	Sault Ste. Marie	EPHL	3	—	12	0	4.00
1961-62	Buffalo	AHL	1	—	4	0	4.00
1962-63	Buffalo	AHL	4	—	10	0	2.50
1962-63a	St. Louis	EPHL	70	—	299	1	4.27
1963-64bc	Pittsburgh	AHL	44	—	103	4	2.34
1963-64	Detroit	NHL	15	900	51	2	3.40
1964-65d	Detroit	NHL	70	4168	168	6	2.42
1965-66e	Detroit	NHL	64	3734	173	7	2.78
1966-67	Detroit	NHL	58	3256	182	4	3.35
1967-68	Fort Worth	CPHL	5	265	12	0	2.49
1967-68	Detroit	NHL	34	1729	95	1	3.31
1968-69	Detroit	NHL	38	1820	101	0	3.33
1969-70	Detroit	NHL	34	1877	83	0	2.65
1970-71	Buffalo	NHL	44	2198	135	1	3.68
1971-72	Buffalo	NHL	63	3654	214	2	3.51
1972-73	Buffalo	NHL	48	2633	121	3	2.76
NHL Totals			468	25969	1323	26	3.06

a Received one assist.

b Won Dudley Red Garrett Memorial Trophy.


c Won Harry "Hap" Holmes Memorial Trophy.


d Won Calder Memorial Trophy.

e Won Conn Smythe Trophy.

Traded to **Detroit** by **Chicago** with Ron Ingram for Howie Young, June 5, 1963.

Traded to **Buffalo** by **Detroit** for Tom Webster, June 10, 1970.





Dave Dryden

Goalkeeper

Born: Hamilton, Ontario

September 5, 1941

Height: 6'-2" Weight: 180

Shoots: Left


Hard-working Dave Dryden came into his own as an NHL goalkeeper in the season of 72-73. It happened early in the season when his goal partner, Roger Crozier, was sidelined by illness. The Sabres faced a series of eight key games — four on the road — in a two week period. When the stretch was over, they hadn't lost a game with Dave in goal for all; and he had reeled off a goals against record of only 1.5 per game. From that stretch onward, Dave and Roger shared time in the nets, and Dave opened the Sabres first playoff round on Montreal Forum ice against his younger brother, all-star Ken Dryden. The Canadiens won the series, but it was the year the older Dryden brother arrived to give Buffalo one of the best one-two goalkeeping punches in the league. His teammates voted Dave most improved player at season's end.


PROFESSIONAL RECORD

Season	Club	League	GPI	MINS	GA	SO	AVG
1961-62	Rochester	AHL	1	—	2	0	2.00
1961-62	NY Rangers	NHL	1	40	3	0	4.50
1962-64	Out of Professional Hockey						
1964-65	Buffalo	AHL	4	—	6	1	1.50
1965-66a	Chicago	NHL	11	453	23	0	3.05
1966-67	St. Louis	CPHL	48	—	158	2	3.29
1967-68	Chicago	NHL	27	1268	69	1	3.03
1968-69a	Chicago	NHL	30	1479	79	3	3.20
1969-70	Dallas	CHL	2	120	6	0	3.00
1970-71	Salt Lake	WHL	8	364	34	0	5.60
1970-71a	Buffalo	NHL	10	409	23	1	3.37
1971-72	Buffalo	NHL	20	1026	68	0	3.97
1972-73	Buffalo	NHL	37	2018	89	3	2.95
NHL Totals			136	6693	354	8	3.17

a Received one assist.

Sold to **Pittsburgh** by **Chicago**, June 10, 1970. Sold to **Buffalo** by **Pittsburgh**, October 9, 1970.





Norm Gratton

(Gra-tawn')

Right Wing

Born: LaSalle, Quebec

December 22, 1950

Height: 5'11" Weight: 165


Shoots: Left


When Norm came to Buffalo he joined his old Memorial Cup teammates Gil Perreault and Richard Martin, which may be an omen that Gratton is to regain his junior scoring touch. First pick of the New York Rangers in the 1970 amateur draft, he had two outstanding years at Omaha in the Central League, and was taken by the Atlanta Flames in last year's expansion draft. Slowed by injuries, he was sent back to Omaha by the Flames and traded to Buffalo shortly after being recalled to the NHL. He scored a goal in his first game in Memorial Auditorium for the Sabres and added five more over the last 20 games of the season.

PROFESSIONAL RECORD

Season	Club	League	GP	G	A	TP	PIM
1970-71	Omaha	CHL	70	19	31	50	52
1971-72	NY Rangers	NHL	3	0	1	1	0
1971-72	Omaha	CHL	68	32	42	74	82
1972-73	Buffalo	NHL	21	6	5	11	12
1972-73	Atlanta	NHL	29	3	6	9	12
1972-73	Omaha	CHL	11	5	8	13	4
	NHL Totals		53	9	12	21	24

Drafted by **Atlanta** from **NY Rangers** in Expansion Draft, June 6, 1972.
 Traded to **Buffalo** by **Atlanta** for Butch Deadmarsh, February 14, 1973.





Tim Horton

Defense

Born: Cochrane, Ontario

January 12, 1930

Height: 5'-10" Weight: 180


Shoots: Right

Tim Horton is harder to get around than a house trailer on a two-lane road, and he always has been. One of the great defensemen in NHL history, and one of the few players to perform as a pro during four decades, Tim joined Buffalo and his old mentor Punch Imlach last year after changing his mind about retirement. Tim's not the retiring type, and his play teamed with the Sabres young defensemen was vital in improving the club's goals-against mark. A successful businessman with a chain of donut shops in Ontario, Tim continues to play at 43 out of sheer love for the game, ("and the money," he says). Both his teammates and the Sabres Booster Club named him Sabres MVP last year.

PROFESSIONAL RECORD

Season	Club	League	GP	G	A	TP	PIM
1949-50	Pittsburgh	AHL	60	5	18	23	83
1949-50	Toronto	NHL	1	0	0	0	2
1950-51	Pittsburgh	AHL	68	8	26	34	129
1951-52	Pittsburgh	AHL	64	12	19	31	146
1951-52	Toronto	NHL	4	0	0	0	8
1952-53	Toronto	NHL	70	2	14	16	85
1953-54	Toronto	NHL	70	7	24	31	94
1954-55	Toronto	NHL	67	5	9	14	84
1955-56	Toronto	NHL	35	0	5	5	36
1956-57	Toronto	NHL	66	6	19	25	72
1957-58	Toronto	NHL	53	6	20	26	39
1958-59	Toronto	NHL	70	5	21	26	76
1959-60	Toronto	NHL	70	3	29	32	69
1960-61	Toronto	NHL	57	6	15	21	75
1961-62	Toronto	NHL	70	10	28	38	88
1962-63	Toronto	NHL	70	6	19	25	69
1963-64	Toronto	NHL	70	9	20	29	71
1964-65	Toronto	NHL	70	12	16	28	95
1965-66	Toronto	NHL	70	6	22	28	76
1966-67	Toronto	NHL	70	8	17	25	70
1967-68	Toronto	NHL	69	4	23	27	82
1968-69	Toronto	NHL	74	11	29	40	107
1969-70	Toronto	NHL	59	3	19	22	91
1969-70	NY Rangers	NHL	15	1	5	6	16
1970-71	NY Rangers	NHL	78	2	18	20	57
1971-72	Pittsburgh	NHL	44	2	9	11	40
1972-73	Buffalo	NHL	69	1	16	17	56
NHL Totals			1391	115	397	512	1558





Jim Lorentz (Lor-ens')

Center-Left Wing

Born: Waterloo, Ontario

May 1, 1947

Height: 6'-0" Weight: 180

Shoots: Left

A year ago Jim Lorentz was listed as a "center-left wing" in the Sabres Yearbook, which was two guesses — both wrong. That's where he had played in 71-72 with Buffalo, but his versatility led Coach Joe Crozier to place Jim on center Gerry Meehan's right side, and both he and Gerry responded with their best seasons in the NHL. It could be that Lorentz' versatility will make his listing as a right winger obsolete by the end of this season, but that will mean Coach Crozier is confident Jim will continue his outstanding play no matter where he's slotted on the front line. A potent addition to any power play, Jim tied with Richard Martin to lead with 11 man-advantage goals last year. The Booster Club voted him their "Unsung Hero" award for 72-73.

PROFESSIONAL RECORD


Season	Club	League	GP	G	A	TP	PIM
1967-68a	Oklahoma City	CPHL	70	33	50	83	105
1968-69	Boston	NHL	11	1	3	4	6
1968-69bc	Oklahoma City	CHL	56	33	68	101	67
1969-70	Boston	NHL	68	7	16	23	30
1970-71	St. Louis	NHL	76	19	21	40	34
1971-72	St. Louis	NHL	12	0	1	1	12
1971-72	NY Rangers	NHL	5	0	0	0	0
1971-72	Buffalo	NHL	35	10	14	24	12
1972-73	Buffalo	NHL	78	27	35	62	30
	NHL Totals		285	64	90	154	124


a Won CPHL Rookie-of-the-Year Award.

b Won CHL Scoring Championship.

c Won CHL Most Valuable Player Award.

Traded to **St. Louis** by **Boston** for **St. Louis'** first choice (Ron Plumb) of 1970 Amateur Draft. Traded to **NY Rangers** by **St. Louis** with Gene Carr and Wayne Connelly for Jack Egers, André Dupont and Mike Murphy, November 15, 1971. Traded to **Buffalo** by **NY Rangers** for **Buffalo's** second choice (Lawrence Sacharuk) in 1972 in 1972 Amateur Draft, January 14, 1972.





Don Luce
(Loose)
Center

Born: London, Ontario
 October 2, 1948
 Height: 6'-2" Weight: 178
 Shoots: Left


The best penalty-killing unit in the NHL was spearheaded by rangy Don Luce in his second season as a Sabre. And Don added a big offensive plus with his best goal scoring record in the NHL, as he became more of an opportunist around the net than ever before. Don had been spotted often at wing as a pro until he came to Buffalo in trade in 1971, but has found his slot at center ice. One of the hardest working, dogged and persistent skaters in the league, Luce was named the first winner of the Charley Barton Memorial Silver Stick Award by the late Courier-Express hockey writer's sports staff.

PROFESSIONAL RECORD

Season	Club	League	GP	G	A	TP	PIM
1968-69	Omaha	CHL	72	22	34	56	56
1969-70	Omaha	CHL	64	22	35	57	82
1969-70	NY Rangers	NHL	12	1	2	3	8
1970-71	NY Rangers	NHL	9	0	1	1	0
1970-71	Detroit	NHL	58	3	11	14	18
1971-72	Buffalo	NHL	78	11	8	19	38
1972-73	Buffalo	NHL	78	18	25	43	32
	NHL Totals		235	33	47	80	96

Traded to **Detroit** by **NY Rangers** for Steve Andrascik, November 2, 1970. Traded to **Buffalo** by **Detroit** with Mike Robitaille for goaltender, Joe Daley, May 25, 1971.





Richard Martin

Left Wing

Born: Montreal, Quebec

July 26, 1951

Height: 5'-11" Weight: 165

Shoots: Left


Richard Martin's first two years in the NHL have seldom been equalled by any young winger just out of junior hockey. A blistering slap shot and rifle wrist shot combined with hair-trigger release, made Richard one of the league's premier goal scorers at 22. He was named to the East All-Star team for the mid-season game last year, and teamed with the rest of the French Connection to give Buffalo the most explosive forward line in hockey. Martin's overall hockey ability is rapidly improving because of his great competitive fire, which has also made him one of the area's finest amateur golfers.

PROFESSIONAL RECORD

Season	Club	League	GP	G	A	TP	PIM
1971-72a	Buffalo	NHL	73	44	30	74	36
1972-73	Buffalo	NHL	75	37	36	73	79
	NHL Totals		148	81	66	147	115

a NHL record for goals by a rookie.





Gerry Meehan

(Me'-in)

Center

Born: Toronto, Ontario

September 3, 1946

Height: 6'-2" Weight: 200


Shoots: Left

At 27 and team captain, Gerry is elder statesman of the Sabres forwards, and last year responded with his best season in the NHL. In one 25-game stretch early in the year, Meehan averaged nearly a goal a game, and it was his goal-scoring during that stretch that kept the Sabres in the thick of the East Division race when his teammates fell off in goal production. Meehan bounced around the minors, and briefly in the NHL, at what apparently was the wrong position—left wing. Since he was moved to center ice in Buffalo, he has been one of the steadiest of the Sabres, with goal production on an upward curve. An articulate representative of the “new breed” of NHL players, he moved his year-round home to suburban Amherst during the summer.

PROFESSIONAL RECORD

Season	Club	League	GP	G	A	TP	PIM
1965-66	Rochester	AHL	1	0	0	0	0
1966-67	Out of Professional Hockey.						
1967-68	Tulsa	CPHL	70	31	41	72	17
1968-69	Toronto	NHL	25	0	2	2	2
1968-69	Phoenix	WHL	17	6	6	12	2
1968-69	Philadelphia	NHL	12	0	3	3	4
1969-70	Seattle	WHL	67	23	30	53	23
1970-71	Buffalo	NHL	77	24	31	55	8
1971-72	Buffalo	NHL	77	19	27	46	12
1972-73	Buffalo	NHL	77	31	29	60	21
NHL Totals			268	74	92	166	47

Traded to **Philadelphia** by **Toronto** with Mike Byers for Brit Selby and Forbes Kennedy, March 2, 1969. Drafted by **Buffalo** from **Philadelphia** in Expansion Draft, June 10, 1970.





Larry Mickey

Right Wing

Born: Lacombe, Alta.

October 21, 1943

Height: 5'11" Weight: 180

Shoots: Right


It was Larry Mickey's goal which was the winning margin the last night of the regular season — the night the Sabres made the Stanley Cup playoffs for the first time. For the hard-working winger, it was one of the high moments to what was a most satisfying season. Larry continued his strong play in the series against Montreal, and many veteran hockey observers feel he was the most unsung of "unsung heroes" in the Sabres great year. Obtained from Philadelphia during the 1971-72 season, Larry was sent to the Sabres former farm club at Salt Lake City in the Western League, and few gave him a good chance to make it back into the NHL last year. But he played full bore during training camp and in the pre-season games, and made the club as a regular. Never a prolific goal scorer, Larry relies are muscle, fearlessness and checking ability to patrol his wing.

PROFESSIONAL RECORD

Season	Club	League	GP	G	A	TP	PIM
1962-63	Calgary	WHL	2	0	1	1	0
1963-64	St. Louis	CPHL	1	0	0	0	0
1964-65	St. Louis	CPHL	52	16	21	37	85
1964-65	Chicago	NHL	1	0	0	0	0
1964-65	Buffalo	AHL	1	0	1	1	2
1965-66	NY Rangers	NHL	7	0	0	0	2
1965-66	Minnesota	CPHL	38	14	25	39	50
1966-67	NY Rangers	NHL	8	0	0	0	0
1966-67	Omaha	CPHL	63	33	41	74	86
1967-68	NY Rangers	NHL	4	0	2	2	0
1967-68	Buffalo	AHL	30	9	17	26	48
1968-69	Toronto	NHL	55	8	19	27	43
1969-70	Mtl. Voyageurs	AHL	50	24	38	62	90
1969-70	Mtl. Canadiens	NHL	21	4	4	8	4
1970-71	Los Angeles	NHL	65	6	12	18	46
1971-72	Philadelphia	NHL	14	1	2	3	0
1971-72	Buffalo	NHL	4	0	1	1	8
1971-72	Salt Lake	WHL	53	19	30	49	92
1972-73	Buffalo	NHL	77	15	9	24	47
	NHL Totals		256	34	49	83	150

Drafted by **NY Rangers** from **St. Louis**, CPHL (**Chicago**) in Inter-League draft, June 8, 1965. Drafted by **Toronto** from **NY Rangers**, June 12, 1968. Drafted by **Montreal** from **Toronto**, June 11, 1969. Traded to **Los Angeles** by **Montreal** with Lucien Grenier and goaltender Jack Norris for Leon Rochefort, Wayne Thomas and Greg Boddy, May 22, 1970. Traded to **Philadelphia** by **Los Angeles** for Larry Hillman, June 13, 1971. Traded to **Buffalo** by **Philadelphia** for Larry Keenan, November 16, 1971.





Gil Perreault

(Pear'-o)

Center

Born: Victoriaville, Quebec

November 13, 1950

Height: 6'-1" Weight: 180

Shoots: Left


The first of the Sabres to win a major league award — the Calder Trophy as Rookie of the Year in 1971 — Perreault added another, the Lady Byng Trophy, for effectiveness combined with gentlemanly play during 1972-73. In his first three seasons in the NHL he's scored more goals than any other three-year player in history. In his first shot at the Stanley Cup Playoffs, he led series scorers against Montreal with 10 points and was the outstanding individual player in that round. He starts into his fourth full NHL season at 22, and the journalists who wrote of his resemblance to Jean Beliveau as a junior have begun to abandon that description as inadequate. Perreault is a hockey home-run hitter — one of the rare players who can bring the crowd to the edge of its seats the moment he gains control of the puck. An unselfish player — to a fault at times — he centered the French Connection to international prominence in 1972-73. Married during the off-season, Perreault continues to make his home in Arthabaska, Que.

PROFESSIONAL RECORD

Season	Club	League	GP	G	A	TP	PIM
1970-71a	Buffalo	NHL	78	38	34	72	19
1971-72	Buffalo	NHL	76	26	48	74	24
1972-73b	Buffalo	NHL	78	28	60	88	10
NHL Totals			232	92	142	234	53

a Won Calder Memorial Trophy.

b Won Lady Byng Trophy.





Tracy Pratt

Defense

Born: New York City

March 8, 1943

Height: 6'-2" Weight: 195

Shoots: Left


Consistency and experience go hand-in-hand for an NHL defenseman, and without a serious injury last year, veteran Tracy Pratt contributed both to the Sabres winning effort. He's one of the players who were with Buffalo from the first day of the first training camp, and last season was his best as a pro, in the opinion of those who've seen Tracy since he turned professional in 1963. Son of former NHL great Babe Pratt, he's Canadian though born in New York City when his dad was with the Rangers. Originally in the Chicago organization, Tracy was with the California Golden Seals and the Pittsburgh Penguins before being drafted by Buffalo.

PROFESSIONAL RECORD

Season	Club	League	GP	G	A	TP	PIM
1963-64	St. Paul	CPHL	52	4	15	19	128
1964-65	St. Paul	CPHL	66	15	25	40	200
1965-66	St. Louis	CPHL	70	2	23	25	206
1966-67	Portland	WHL	63	0	10	10	92
1967-68	Vancouver	WHL	29	1	8	9	73
1967-68	Oakland	NHL	34	0	5	5	90
1968-69	Vancouver	WHL	45	2	10	12	74
1968-69	Pittsburgh	NHL	18	0	5	5	34
1969-70	Pittsburgh	NHL	65	5	7	12	124
1970-71	Buffalo	NHL	76	1	7	8	179
1971-72	Cincinnati	AHL	16	0	11	11	40
1971-72	Buffalo	NHL	27	0	10	10	52
1972-73	Buffalo	NHL	74	1	15	16	116
	NHL Totals		294	7	49	56	595

Drafted by **Oakland** from **Chicago** in Expansion Draft, June 6, 1967. Traded to **Pittsburgh** by **Oakland** with George Swarbrick and Bryan Watson for Earl Ingarfield, Dick Mattiussi and Gene Ubriaco, January 30, 1969. Drafted by **Buffalo** from **Pittsburgh** in Expansion Draft, June 10, 1970.





Craig Ramsay

(Ram'-zee)

Left Wing

Born: Toronto, Ontario

March 17, 1951

Height: 5'10" Weight: 168


Shoots: Left

Teamed with his regular center, Don Luce, second-year pro Craig Ramsay was half of the most effective pair of penalty-killing forwards in the NHL during 73-74. In his first full NHL season, Craig developed into one of the Sabres top checkers, with the ability and doggedness to go into the corners and come out with the puck. He played exceptionally well in the Stanley Cup series against Montreal and has the distinction of scoring Buffalo's first ever playoff goal. The Sabres second-round amateur draft choice in 1971, he's another of the young players who have rapidly matured Buffalo into a playoff team.

PROFESSIONAL RECORD

Season	Club	League	GP	G	A	TP	PIM
1971-72	Cincinnati	AHL	19	5	7	12	4
1971-72	Buffalo	NHL	57	6	10	16	0
1972-73	Buffalo	NHL	76	11	17	28	15
NHL Totals			133	17	27	44	15





Rene Robert

(Row-bear')

Right Wing

Born: Three Rivers (Trois

Rivieres) Quebec

December 31, 1948

Height: 5'9" Weight: 165

Shoots: Right


It took Rene Robert to make the "French Connection," both figuratively and literally. Teamed for a full season with Gil Perreault and Richard Martin, Robert blossomed into one of the NHL's premier goal scorers, and fulfilled the promise he displayed as a junior player. Rene came to Buffalo in a late season 1971-72 trade with the Pittsburgh Penguins for Eddie Shack, and was matched with Perreault and Martin in the final month of the season, a foreshadowing of last year. He's accurate with both wrist and slap shot and is used at right point on the Sabres potent power play. Voted to the East Division first team All-Star berth for the 1973 All-Star game, Rene scored a goal in his initial appearance in the mid-year classic.

PROFESSIONAL RECORD

Season	Club	League	GP	G	A	TP	PIM
1967-68	Tulsa	CPHL	3	0	2	2	0
1968-69	Tulsa	CHL	59	21	30	51	57
1969-70	Vancouver	WHL	5	0	0	0	2
1969-70	Rochester	AHL	49	23	40	63	57
1970-71	Toronto	NHL	5	0	0	0	0
1970-71	Tulsa	CHL	58	26	36	62	85
1970-71	Phoenix	WHL	7	4	3	7	6
1971-72	Pittsburgh	NHL	49	7	11	18	42
1971-72	Buffalo	NHL	12	6	3	9	2
1972-73	Buffalo	NHL	75	40	43	83	83
	NHL Totals		141	53	57	110	127

Drafted by **Buffalo** from **Toronto** and later removed by **Buffalo** and claimed by **Pittsburgh** in Intra-League Draft, June 8, 1971. Traded to **Buffalo** by **Pittsburgh** for Eddie Shack, March 4, 1972.





Mike Robitaille

(Row-bit-eye)

Defense

Born: Midland, Ontario

February 12, 1948

Height: 5'-11" Weight: 195

Shoots: Right


When a defenseman shoots the puck, he's always told to keep his shot low and on the net so his teammates can have a chance to tip it in, and so it's difficult for the goalie to control rebounds. Few backliners in the NHL are more accurate from the point than Mike, who had more shots on goal last season than more than half the Sabres forwards. Hampered by injuries his first season in Buffalo (1971-72), Robitaille came back strongly last year. A graduate of the Kitchener Rangers, Mike turned pro in the New York Rangers' organization and was voted the outstanding defenseman in the Central League in 1969-70. Later traded to Detroit, he came to Buffalo along with center Don Luce in a trade in 1971.


PROFESSIONAL RECORD

Season	Club	League	GP	G	A	TP	PIM
1968-69	Omaha	CHL	43	5	35	40	52
1969-70	NY Rangers	NHL	4	0	0	0	8
1969-70a	Omaha	CHL	64	12	46	58	115
1969-70	Buffalo	AHL	—	—	—	—	—
1970-71	Omaha	CHL	13	0	9	9	32
1970-71	NY Rangers	NHL	11	1	1	2	7
1970-71	Detroit	NHL	23	4	8	12	22
1971-72	Cincinnati	AHL	8	0	1	1	12
1971-72	Buffalo	NHL	31	2	10	12	22
1972-73	Buffalo	NHL	65	4	17	21	40
	NHL Totals		134	11	36	47	99

a Won CHL Leading Defenseman Award.

Traded to **Detroit** by **NY Rangers** with Arnie Brown and Tom Miller for Bruce MacGregor and Larry Brown, February 2, 1971. Traded to **Buffalo** by **Detroit** with Don Luce for Joe Daley, May 25, 1971.





Jim Schoenfeld

(Shon'-feld)

Defense

Born: Galt, Ontario

September 4, 1952


Height: 6'-2" Weight: 200

Shoots: Left

The best rookie defenseman in the NHL last season, according to North America's hockey writers, was the Sabres Schoenfeld. The big redhead was fourth in overall voting for the Calder Trophy as Rookie of the Year, and the first defenseman in the voting. First-round Buffalo pick in the 1972 amateur draft, Schoenfeld was a regular from his opening day in camp. He teamed with the ageless Tim Horton, and says he was fortunate to get a quick course in how to play defense in the NHL from his long-time all-star partner. Schony made his mark — when needed — with his pugnaciousness, never backing off from an unfriendly exchange. Hampered by a nagging injury late in the season, he still managed to take his regular turn, and his overall hockey skills showed marked improvement as the season went by. He even took time out to record a rock album, singing and playing guitar, and did off-season benefit work for a local charity. Jim was married during the summer.

PROFESSIONAL RECORD

Season	Club	League	GP	G	A	TP	PIM
1972-73	Buffalo	NHL	66	4	15	19	178
	NHL Totals		66	4	15	19	178





Paul Terbenche

Defence


Born: Port Hope, Ontario
 September 16, 1945
 Height: 5'-10" Weight: 170
 Shoots: Left

An ankle injury kept Paul on the shelf during a long stretch of the 1972-73 season, but he came back as a checking left winger in the playoffs and was one of the reasons the Sabres gave the Canadiens a strong series. A smooth and agile skater, Terbenche always tempts coaches to give him a try at wing, but he prefers back-line duty. A graduate of the St. Catharines Junior Blackhawks, he was in the Chicago organization before joining Buffalo via the intra-league draft. He has the knack of hitting the breaking man with the puck at just the right moment, and is an excellent puck carrier in his own right.

PROFESSIONAL RECORD

Season	Club	League	GP	G	A	TP	PIM
1965-66	St. Louis	CPHL	2	0	0	0	0
1966-67	St. Louis	CPHL	63	4	14	18	39
1967-68	Chicago	NHL	68	3	7	10	8
1968-69	Dallas	CHL	26	0	4	4	2
1969-70	Portland	WHL	66	5	15	20	8
1970-71	Buffalo	NHL	3	0	0	0	2
1970-71	Salt Lake	WHL	51	4	20	24	16
1971-72	Buffalo	NHL	9	0	0	0	2
1971-72	Salt Lake	WHL	64	1	31	32	10
1972-73	Buffalo	NHL	42	0	7	7	8
NHL Totals			122	3	14	17	20

Drafted by Buffalo from Chicago in Expansion Draft, June 10, 1970.



Gary Bromley

Goalkeeper

Born: Edmonton, Alta.

Jan. 19, 1950

Height: 5'10" Weight: 160

Shoots: Right



PROFESSIONAL RECORD

Season	Club	League	GP	GA	SO	Avg.
1971-72	Cincinnati	AHL	3	6	1	2.00
1972-73	Cincinnati	AHL	31	76	0	2.66

Tim Regan


Goalkeeper

Born: Providence, R.I.

Dec. 28, 1949

Height: 6'2" Weight: 200

Shoots: Left



PROFESSIONAL RECORD

Season	Club	League	GP	GA	SO	Avg.
1972-73	Cincinnati	AHL	*2	7	0	4.11

*Appeared in professional try-out.

Ron Busniuk


Defense/Right Wing

Born: Ft. William, Ont.

Sept. 22, 1947

Height: 5'11" Weight: 190

Shoots: Right



PROFESSIONAL RECORD

Season	Club	League	GP	G	A	TP	PIM
1970-71	Mtl. Voyageurs	AHL	59	11	9	20	136
1971-72	Nova Scotia	AHL	67	13	13	26	133
1972-73	Cincinnati	AHL	71	5	34	39	205
1972-73	Buffalo	NHL	1	0	0	0	9
NHL Totals			1	0	0	0	9

Rocky Farr

Goalkeeper

Born: Toronto, Ont.

Apr. 7, 1947

Height: 5'10½" Weight: 175

Shoots: Both



PROFESSIONAL RECORD

Season	Club	League	GP	GA	SO	Avg.
1967-68	Houston	CPHL	18	53	1	3.58
1967-68	Cleveland	AHL	5	17	0	3.79
1968-69	Denver	WHL	46	180	2	4.05
1968-69	Cleveland	AHL	3	3	1	1.00
1969-70	Denver	WHL	47	188	1	4.07
1970-71	Salt Lake	WHL	25	83	3	3.91
1970-71	Springfield	AHL	4	18	0	6.50
1970-71	Fort Worth	CPHL	1	0	0	0.00
1971-72	Cincinnati	AHL	52	145	2	3.06
1972-73	Cincinnati	AHL	48	121	3	2.64
1972-73	Buffalo	NHL	1	3	0	6.21
NHL Totals			1	3	0	6.21

Billy Inglis


Center

Born: Ottawa, Ont.

May 11, 1943

Height: 5'9" Weight: 160

Shoots: Left



PROFESSIONAL RECORD

Season	Club	League	GP	G	A	TP	PIM
1962-63	Hull-Ottawa	EPHL	1	1	0	1	0
1963-64	Omaha	CPHL	60	20	16	36	19
1964-65	Omaha	CPHL	70	29	34	63	44
1965-66	Houston	CPHL	69	34	36	70	61
1966-67	Houston	CPHL	70	33	34	67	50
1967-68	Los Angeles	NHL	12	1	1	2	0
1967-68	Springfield	AHL	59	22	24	46	44
1968-69	Springfield	AHL	57	26	30	56	22
1968-69	Los Angeles	NHL	10	0	1	1	0
1969-70	Springfield	AHL	72	31	44	75	25
1970-71	Buffalo	NHL	14	0	1	1	4
1970-71	Salt Lake	WHL	6	3	0	3	2
1971-72	Salt Lake	WHL	71	24	36	60	29
1972-73	Cincinnati	AHL	75	40	57	97	29
NHL Totals			36	1	3	4	4

Peter McNab


Right Wing

Born: Vancouver, B.C.

May 8, 1952

Height: 6'3" Weight: 210

Shoots: Left



NO PROFESSIONAL RECORD

Jim Nichols


Right Wing

Born: Garthland, Sask.

Mar. 3, 1948

Height: 5'9" Weight: 175

Shoots: Right



PROFESSIONAL RECORD

Season	Club	League	GP	G	A	TP	PIM
1971-72	Cincinnati	AHL	75	25	20	45	54
1972-73	Cincinnati	AHL	72	26	36	62	19

Rick Dudley


Right Wing

Born: Toronto, Ont.

Jan. 31, 1949

Height: 6' Weight: 190

Shoots: Left



PROFESSIONAL RECORD

Season	Club	League	GP	G	A	TP	PIM
1969-70	Iowa	CHL	26	3	3	6	36
1970-71	Cleveland	AHL	16	1	0	1	2
1971-72	Cincinnati	AHL	51	6	23	29	272
1972-73	Cincinnati	AHL	64	40	44	84	159
1972-73	Buffalo	NHL	6	0	1	1	7
NHL Totals			6	0	1	1	7

86

Doug Rombough


Center

Born: Fergus, Ont.

July 8, 1950

Height: 6'3" Weight: 205

Shoots: Left



PROFESSIONAL RECORD

Season	Club	League	GP	G	A	TP	PIM
1970-71	Flint	IHL	65	22	36	58	26
1971-72	Cincinnati	AHL	76	22	26	48	42
1972-73	Buffalo	NHL	5	2	0	2	0
1972-73	Cincinnati	AHL	66	29	43	72	48
NHL Totals			5	2	0	2	0

Andre Deschamps


Left Wing

Born: Valleyfield, Que.

Aug. 13, 1953

Height 6' Weight: 185

Shoots: Left



NO PROFESSIONAL RECORD

Yvon Dupuis


Left Wing

Born: Longueuil, Que.

Mar. 16, 1953

Height: 5'10" Weight: 180

Shoots: Right



NO PROFESSIONAL RECORD

87

John Gould


Left Wing

Born: Beeton, Ont.

Apr. 11, 1949

Height: 6' Weight: 185

Shoots: Left



PROFESSIONAL RECORD

Season	Club	League	GP	G	A	TP	PIM
1969-70	Tulsa	CHL	—	—	—	—	—
1970-71	Out of Professional Hockey.						
1971-72	Buffalo	NHL	2	1	0	1	0
1971-72	Cincinnati	AHL	73	26	15	41	34
1972-73	Cincinnati	AHL	56	30	42	72	71
1972-73	Buffalo	NHL	8	0	1	1	0
NHL Totals			10	1	1	2	0

Bill Hajt


Defense

Born: Borden, Sask.

Nov. 18, 1951

Height: 6'3" Weight: 212

Shoots: Left



PROFESSIONAL RECORD

Season	Club	League	GP	G	A	TP	PIM
1972-73	Cincinnati	AHL	69	4	31	35	40

Jean Landry


Defense

Born: Montreal, Que.

June 14, 1953

Height: 5'10" Weight: 175

Shoots: Left



NO PROFESSIONAL RECORD

Joe Noris

Defense

Born: Denver, Colo.

Oct. 26, 1951

Height: 6' Weight: 185

Shoots: Right



PROFESSIONAL RECORD

Season	Club	League	GP	G	A	TP	PIM
1971-72	Hershey	AHL	42	8	15	23	37
1971-72	Pittsburgh	NHL	35	2	5	7	20
1972-73	San Diego	WHL	25	3	13	16	14
1972-73	Hershey	AHL	8	2	5	7	9
1972-73	St. Louis	NHL	2	0	0	0	0
1972-73	Denver	WHL	35	10	18	28	14
NHL Totals			37	2	5	7	20

Bob Richer


Left Wing

Born: Cowansville, Que.

Mar. 5, 1951

Height: 5'10" Weight: 180

Shoots: Left



PROFESSIONAL RECORD

Season	Club	League	GP	G	A	TP	PIM
1971-72	Cincinnati	AHL	1	0	0	0	2
1971-72	Charlotte	EHL	71	44	31	75	62
1972-73	Cincinnati	AHL	67	11	10	21	12
1972-73	Buffalo	NHL	3	0	0	0	0
NHL Totals			3	0	0	0	0

Morris Titanic


Left Wing

Born: Toronto, Ont.

Jan. 7, 1953

Height: 6'1" Weight: 180

Shoots: Left



NO PROFESSIONAL RECORD

Paul Curtis

Defense

Born: Peterborough, Ont.

Sept. 29, 1947

Height: 6' Weight: 185

Shoots: Left



PROFESSIONAL RECORD

Season	Club	League	GP	G	A	TP	PIM
1967-68	Houston	CPHL	62	1	8	9	150
1968-69	Houston	CHL	70	3	27	30	72
1969-70	Mtl. Canadiens	NHL	1	0	0	0	0
1969-70	Mtl. Voyageurs	AHL	69	3	27	30	52
1970-71	Los Angeles	NHL	64	1	13	14	82
1971-72	Los Angeles	NHL	64	1	12	13	57
1972-73	Los Angeles	NHL	27	0	5	5	16
1972-73	St. Louis	NHL	29	1	4	5	6
	NHL Totals		185	3	34	37	161

Randy Wyrozub

Left Wing

Born: Lacombe, Alta.

Apr. 8, 1950

Height: 5'11" Weight: 180

Shoots: Left



PROFESSIONAL RECORD

Season	Club	League	GP	G	A	TP	PIM
1970-71	Buffalo	NHL	16	2	2	4	6
1970-71	Salt Lake	WHL	23	7	4	11	2
1971-72	Buffalo	NHL	34	3	4	7	0
1971-72	Cincinnati	AHL	35	14	14	28	10
1972-73	Buffalo	NHL	45	3	3	6	4
1972-73	Cincinnati	AHL	9	8	9	17	6
	NHL Totals		95	8	9	17	10

Communications





TED DARLING
The Radio-TV Voice of the Sabres


SABRES' BROADCAST CREW



PAT HANNIGAN
Radio



RICK JEANNERET
Radio



PAUL WIELAND
Director of Public Relations



RICK AZAR
Television

BUFFALO SABRES' 1973-1974 RADIO AND TELEVISION SCHEDULES

The following games will be seen on WKBW-TV-7 during the 1973-1974 season:

Saturday, October 13	Buffalo at Minnesota
Saturday, October 20	Buffalo at NY Islanders
Thursday, October 25	Buffalo at Boston
Wednesday, November 14	Buffalo at Atlanta
Saturday, November 17	Buffalo at Montreal
Thursday, November 22	NY Rangers at Buffalo
Saturday, December 1	Buffalo at Detroit
Saturday, December 8	Buffalo at Boston
Wednesday, December 12	Buffalo at NY Rangers
Wednesday, December 19	Buffalo at Chicago
Saturday, December 22	Buffalo at Montreal
Thursday, December 27	Detroit at Buffalo
Wednesday, January 9	Buffalo at Atlanta
Thursday, January 17	Buffalo at Philadelphia
Saturday, January 19	Buffalo at NY Islanders
Thursday, January 31	Buffalo at Philadelphia
Sunday, February 3	Toronto at Buffalo
Thursday, February 14	Los Angeles at Buffalo
*Sunday, February 24	Boston at Buffalo
Saturday, March 2	Buffalo at Philadelphia
Tuesday, March 12	Buffalo at Boston
Saturday, March 16	Buffalo at St. Louis
Saturday, March 23	Buffalo at NY Islanders
Sunday, March 24	Buffalo at NY Rangers
Wednesday, March 27	Buffalo at Detroit
Thursday, April 4	Buffalo at Pittsburgh

*Denotes an afternoon game.

One wild card game will be determined late in the season.

All Sabres' games at home and away can be heard on WGR-AM Radio 550.

THE PRESS BOX

The Sabres' press box in Memorial Auditorium is located on the west side of the building, suspended from the ceiling.

SportsCom copy transmitting facilities will be available during 1973-74. Radio and TV broadcast locations are in the press box. The press box is also served by a Western Union Sportsticker. An internal PA system is installed and closed circuit television monitors, to be fed by either Sabres' video tape equipment or commercial TV pickups, are anticipated.

The press interview room is located at ice level directly between the Sabres and visiting dressing rooms, and includes work areas for writers.

The press lounge is located on the west side of the building between Level Two and Level Three.

PRESS BOX STAFF

Moving Message Programmer — Lee Coppola.

Message System Operators — John Yuskiw, Jerry Magill.

Pre-Game Statistics — Leslie Brinkworth.

Game Statistics — Gord Merritt.

Staff — Sandy Marzullo, Jack Ksiadz, Hank Olejniczak, Dave Schwenkbeck.

Press Lounge — Gene Vaccaro.

NHL PUBLIC RELATIONS DIRECTORY

Mr. Jim Huber
ATLANTA FLAMES
100 Techwood Drive, N.W.
Atlanta, Georgia 30303
404-681-2100

Mr. Herb Ralby
BOSTON BRUINS
150 Causeway Street
Boston, Massachusetts 02114
617-227-0277

Mr. Paul Wieland
BUFFALO SABRES
Memorial Auditorium
140 Main Street
Buffalo, New York 14202
716-856-7300

Mr. Shep Goldberg
CALIFORNIA GOLDEN SEALS
303 Hegenberger Road
Suite 203
Oakland, California 94621
415-635-2500

Mr. Don Murphy
CHICAGO BLACK HAWKS
Chicago Stadium
1800 W. Madison Street
Chicago, Illinois 60612
312-733-5300

Mr. John Bell
DETROIT RED WINGS
Olympia Stadium
5920 Grand River
Detroit, Michigan 48208
313-895-7000

Mr. Mike Hope
LOS ANGELES KINGS
The Forum
3900 West Manchester Boulevard
Inglewood, California 90306
213-674-6000

Mr. Dick Dillman
MINNESOTA NORTH STARS
Metropolitan Sports Center
7901 Cedar Avenue S.
Bloomington, Minnesota 55420
612-854-4411

Mr. Rolland Ricard
MONTREAL CANADIENS
Montreal Forum
2313 St. Catherine Street W.
Montreal 108, Quebec
514-932-6131

Mr. Hawley T. Chester
NEW YORK ISLANDERS
1 Old Country Road
Carle Place, New York 11514
516-294-6400

Mr. John Halligan
NEW YORK RANGERS
Madison Square Garden
4 Pennsylvania Plaza
New York, New York 10001
212-594-6600

Mr. John Brogan
PHILADELPHIA FLYERS
The Spectrum
Pattison Place
Philadelphia, Pa. 19148
215-465-4500

Mr. C. Terry Schifffhauer
PITTSBURGH PENGUINS
Civic Arena
Pittsburgh, Pa. 15219
412-281-0555

Mr. Alan Salomon
ST. LOUIS BLUES
St. Louis Arena
5700 Oakland Avenue
St. Louis, Missouri 63110
314-644-0900

Mr. Howard Starkman
TORONTO MAPLE LEAFS
Maple Leaf Gardens
60 Carlton Street
Toronto 200, Ontario
416-368-1641

Mr. Greg Douglas
VANCOUVER CANUCKS
Pacific Coliseum
Exhibition Park
Vancouver 6, B.C.
604-254-5141

SABRES' HOMES AWAY FROM HOME 1973-1974

ATLANTA
Marriott Downtowner
Cain & Courtland Sts.
Atlanta, Georgia 30303
404-659-6500

BOSTON
Boston Marriott
Commonwealth Ave. at Route 128
and Massachusetts Turnpike
Newton, Massachusetts
617-969-1000

CALIFORNIA
Edgewater Hyatt House
455 Hegenberger Road
Oakland, California 94621
415-562-6100

CHICAGO
Chicago Marriott
8535 West Higgins Road
Chicago, Illinois 60631
312-693-4444

DETROIT
Hotel Pontchartrain
Washington Boulevard
Detroit, Michigan
313-965-0200

LONG ISLAND
Sheraton Inn
Laguardia Airport
90-10 Grand Central Parkway
Elmhurst, New York
212-446-4900

LOS ANGELES
Los Angeles Marriott
5855 West Century Boulevard
Los Angeles, California 90045
213-641-5700

MINNESOTA
Marriott Inn
1919 East 78th St. at Cedar Avenue
Bloomington, Minnesota 55420
612-854-7441

MONTREAL
Sheraton-Mt. Royal
1455 Peel Street
Montreal, Quebec
514-842-7777

NEW YORK (RANGERS)
Marriott Motor Hotel
Garden State Parkway at
Interstate 80
Saddle Brook, New Jersey
201-843-9500

PHILADELPHIA
Philadelphia Marriott
Cityline Avenue at
Monument Road
Philadelphia, Pennsylvania 19131
215-667-0200

PITTSBURGH
Marriott Inn
101 Marriott Drive
Pittsburgh, Pennsylvania 15205
412-922-8400

ST. LOUIS
St. Louis Marriott
I-70 at Lambert Municipal Airport
St. Louis, Missouri 63134
314-423-9700

VANCOUVER
Hotel Vancouver
Vancouver 1, British Columbia
CANADA
604-684-3131

NHL REFEREES

Referee in Chief:

Ian (Scotty) Morrison

Supervisors of Officials:

Frank Udvari, William (Dutch) Van Deelen, Dan McLeod

1 Art Skov	11 John McCauley	18 Malcom Ashford
2 Bruce Hood	12 Bob Myers	19 Bob Kilger
3 Lloyd Gilmour	14 Peter Moffat	20 Steve Dowling
4 Ron Wicks	15 Andy Hellemond	23 Leon Stickle
5 Wally Harris	16 Alf Lejeune	24 Ron Harris
6 Dave Newell	17 Dave Shewchyk	25 Terry Pierce
10 Bryan Lewis		28 Ron Hoggarth

NHL LINESMEN

7 Matt Pavelich	22 Claude Bechard	31 Jim Christison
8 Neil Armstrong	26 Ron Finn	32 Ray Scapinello
9 John D'Amico	29 Alan Glaspell	33 Swede Knox
21 Willard Norris	30 Gerrard Gauthier	34 Charles Banfield

KEY TO ABBREVIATIONS

A Assists	GWG Game Winning Goals	SHG Short Handed Goals
Avg. Average	L Games Lost	SO Shut-outs
Effcy. Efficiency	Mins. Minutes Played	T Games Tied
G Goals	PIM Penalty Minutes	Tot. Total
GA Goals Against	PPG Power Play Goals	TP Total Points
GF Goals For	Pts. Points	W Games Won

AHL	American Hockey League
CHL	Central Hockey League
CPHL	Central Professional Hockey League
EPHL	Eastern Professional Hockey League
NHL	National Hockey League
WHL	Western Hockey League

NHL OFFICES


NHL — MONTREAL
National Hockey League
920 Sun Life Building
Montreal, Quebec
514-871-9220

NHL — NEW YORK
National Hockey League
Suite 2480
Two Pennsylvania Plaza
New York, New York 10001
212-695-3600

Straight talk spoken here.

*17 Court Street
694 Fillmore Avenue
2157 Seneca Street
274 Elmwood Avenue
2858 Delaware Avenue, Kenmore
4248 Delaware Avenue, Tonawanda
4954 Harlem Road, Snyder
5223 Sheridan Drive, Williamsville
3871 Union Road, Cheektowaga
4184 Seneca Street, West Seneca*

BB Bank of Buffalo
The straight talk people



HOURS ARE BETTER THAN THEIRS

All the Branches of Lincoln Trust are open on Saturday Mornings and every night till 5:00 p.m. or later.
St. Catharines, Niagara Falls, Welland, Fort Erie,
Thorold, Grimsby, Dunnville, Stoney Creek.



Buffalo Sabres/Cincinnati Swords
1973 Training Camp 1973

