




The great outdoors in a glass.



GBCO ROCH. N.Y.



Printed Press, Inc. ©1986-87 Algot & Smith Printing

1986-87

BUFFALO SABRES




Fact Book and Media Guide



AMERICA'S BEST SELLING ALE.

Affectionately known to its fans as "Genny Cream".



SMOOTHNESS MAKES THE DIFFERENCE!

Genesee Brewing Co., Rochester, NY



BUFFALO SABRES 1986-1987 MEDIA GUIDE

TABLE OF CONTENTS

| | | | |
|--|-------|---|---------|
| Directory | 2 | Sabres Regular Season Records | 90 |
| Seymour/Northrup Knox | 3 | Sabres Firsts | 92 |
| David Forman/Robert Rich/ Robert Swados/Mitchell Owen/ Robert Pickel | 4 | Leaders by Year | 92 |
| William Scott Bowman | 5 | Season Openers | 93 |
| Gerry Meehan | 6 | Penalty Shots | 93 |
| Craig Ramsay | 7 | Sabres All-Time Regular Season Scoring List | 94-95 |
| Barry Smith | 8 | Sabres Playoff Records | 96-97 |
| Hockey Dept. | 9 | Playoff History | 98 |
| Sabres Staff | 10-11 | Sabres All-Time Playoff Scoring List | 100-101 |
| The Year Past | 12-13 | Hat Tricks/For and Against | 102-103 |
| Buffalo vs. NHL Clubs | 14-33 | Shutouts/For and Against | 104 |
| 1985-86 Final NHL Standings, Leaders | 34 | Rochester Directory/ Final AHL Standings | 105 |
| Awards and Trophies | 35-37 | John Van Boxmeer/Rochester Americans 1985-86 Regular Season and Playoff Scoring | 106 |
| Sabres Hall of Fame | 38 | Rochester Record | 108 |
| What Did They Wear | 39 | 1986-87 Rochester Schedule | 111 |
| Sabres Draft Picks | 40-41 | 1986-87 Buffalo Sabres Schedule | 112 |
| Sabres Roster | 42-43 | | |
| The Players | 44-86 | | |

MEDIA INFORMATION

Requests for information and materials should be directed to the Sabres' Public Relations Department, c/o Buffalo Sabres, Memorial Auditorium, Buffalo, New York 14202. Phone: (716) 856-7300. Public Relations Director, John Gurtler.

Applications for press credentials for an individual game must be made by noon latest on game days to the public relations office only. They will be filled on a space available basis. The media entrance to Memorial Auditorium for Sabres hockey is located on the Pearl Street side of the building at street level. Pearl St. runs along the west side of the Aud.

Press credentials will be held at this entrance until faceoff time, or can be picked up earlier on game days from the public relations department.

The Sabres press lounge opens two hours before game time, and is located on the west side of the Auditorium between Level Two and Level Three. While meals are served before games, the use of food for any other purpose such as throwing, sculpture or macrame is strictly prohibited by New York State law and NHL regulations.

To reach the press box, take escalators on the west side of the building to Level Five. The entrance ramp is located about 25 feet off the end of the escalator to the right. Please display your press credentials at all times for admission to the press box, press lounge and dressing room areas.

Two credit card phones are provided in the press box and one pay telephone.

A Sabres Hotline, sponsored by Genesee Beer, is available round-the-clock with updates, interviews and information. Call 716-856-5522 to reach the Genny Sabres Hotline.

*Photos by Robert Shaver and Bill Wippert
Guide printed by Partners' Press, Inc.
Cover Design by Tom Moore
Editors: Jeanne Golanka and Paul Wieland.*

1986-87 SABRES' DIRECTORY

| | |
|---|---|
| Chairman of the Board | Seymour H. Knox III* |
| President | Northrup R. Knox* |
| Vice Chairman of the Board | David G. Forman* |
| Vice Chairman of the Board | Robert E. Rich, Jr.* |
| Vice President and Counsel | Robert O. Swados* |
| Treasurer | Joseph T. J. Stewart* |
| Board of Directors | Edwin C. Andrews |
| (also includes all above listed officers) | Peter C. Andrews |
| | George L. Collins, Jr., M.D.* |
| | John B. Fisher |
| | John E. Houghton |
| | Howard T. Saperston, Jr. |
| | Paul A. Schoellkopf* |
| | George Strawbridge, Jr.* |
| | Arthur Victor, Jr. |
| | Mitchell Owen |
| Administrative Vice President | Robert W. Pickel |
| Vice President/Finance | William Scott Bowman |
| Director of Hockey Operations and General Manager, Head Coach | Gerry Meehan |
| Assistant General Manager and Secretary | Joe Crozier |
| Assistant to the General Manager | Barry Smith, Craig Ramsay |
| Assistant Coaches | Rudy Migay |
| Director of Scouting | Don Luce |
| Director of U.S. Scouting | Frank Christie |
| Executive Trainer and Coordinator of Team Travel | Jim Pizzutelli |
| Head Athletic Trainer | Rip Simonick |
| Athletic Trainer | John Heidinger |
| Equipment/Trainer | Don Barrie, Jack Bowman, Frank Deegan, |
| Scouting Staff | Dennis McIvor, Mike Racicot, Frank Zywiec |
| Director of Advertising and Group Sales | Steve Donner |
| Director of Communications | Paul Wieland |
| Director of Merchandise and Promotions | Jeffrey Pokerwinski |
| Director of Public Relations | John Gurtler |
| Director of Ticket Operations | Jeffrey Pickel |
| Merchandise Manager | Scott Ross |
| Communications/Public Relations Assistant | Jeanne Golanka |
| Sales Representatives | Paul D'Aiuto, John Newhouse |
| Canadian Marketing Director | Doug McKay |
| Voice of the Sabres | Ted Darling |
| Club Doctors | John L. Butsch, M.D., Joseph E. Buran, M.D., James A. Smith, M.D. |
| Club Dentist | Ralph Citron, D.D.S. |
| Club Staff | Evelyn Bartleson, Barbara Baumann, Donna Baumann, Kathie Bock, Debbie Bonner, Robert M. Dahar, Diane Germony, Birgid Haensel, Chris Ivansitz, Mary Jones, Pat Kocsis, Pat Kocsis, Lynn Krier, Sally Lippert, Gerry Magill, Carol McHugh, Barb Nachreiner, Kim Palaszewski, Cheryl Schoenthaler, Cheryl Smith, Verna Wojcik |
| Executive Offices | Memorial Auditorium |
| Telephone/Executive Offices | 716/856-7300 |
| Telephone/Ticket Office | 716/856-3111; From Canada 1-800-281-2830 |
| Home Ice | Memorial Auditorium |
| Dimensions of Rink | 196' x 85' |
| Capacity including Stands | 16,433 |
| Location of Press Box | Suspended from ceiling on West Side |
| Club Colors | Blue, White, Gold |
| Uniforms | Home: Base color white, trimmed in blue and gold Road: Base color blue, trimmed in white and gold |
| Off-Ice Officials | Tony Caggiano, Sam Costello, Richard Costolnick, Dale Guynn, Robert Kalenik, Don Kwak, Duke Moretton, Jim Murdoch, Hank Olejniczak, Stanley Renkas, Clifford Smith, Bill Truman |
| Organist | Joe Mankowski |
| Anthem Singers | Sue Brittain, John Putnam |
| Public Address Announcer | Milt Ellis |



Seymour H. Knox III Chairman of the Board and Chief Executive Officer

Although he shuns the limelight, it was the quiet drive and determined effort by Seymour H. Knox III and his brother Norty that brought a National Hockey League franchise to Buffalo 16 years ago.

For the hockey fans of Western New York and Southern Ontario, it was a blessing that the Knox brothers did not give up their fight for an NHL franchise after being rejected in 1966. Their efforts were rewarded in December, 1969 when the NHL announce-


ed expansion teams would be placed in Vancouver and Buffalo.

Seymour served as the Sabres' Chairman and President during the organization's first 12 years of operation. He still remains extremely active as Chairman and as the Sabres' Governor on the NHL Board of Governors and as a member of its Advisory Committee.

Formerly a nationally-ranked squash racquets player and ex-president of the United States Squash Racquets Association, Seymour had his hockey career ended as a schoolboy with a football injury. He is currently a vice president of Kidder, Peabody and Co., members of the New York Stock Exchange, a director of F.W. Woolworth Co. and Pratt & Lambert, Inc., and is a leader in a variety of community organizations.

He is Chairman of the Board of Trustees of the YMCA of Buffalo and Erie County; President of the Board of Directors of the Albright-Knox Art Gallery; Chairman of the National Board of Smithsonian Associates, he is a member of the Board of Directors of the Buffalo Area Chamber of Commerce, and the Advisory Council of MMB, Inc.

Seymour and his wife, Jean, reside in Buffalo. Jean is actively involved in the Sabres' community relations, which included the first three Sabres Super Carnivals.




Northrup R. Knox President

Like his brother Seymour, Northrup R. Knox prefers to work behind the scenes and away from the public attention in an effort to bring a Stanley Cup winner to Buffalo.

On May 23, 1982, the Sabres' Board of Directors elected Norty as president of the club. During the club's first 12 NHL seasons, he served as the organization's vice-chairman of the board as well as the Sabres' Alternate Governor on the NHL Board of Governors.

A former goalie at Yale University, Norty was an undefeated world champion in court tennis for ten years, and captain of the U.S. Polo teams that played Argentina in 1966 and 1969. At one time, he was chairman of the U.S. Polo Association.


Currently, he is Chairman of the Board of Marine Midland Bank — Western Region, and a director of Marine Midland Banks, Inc. He is vice president of the Albright-Knox Art Gallery and he is also a member of the Board of Directors of the University at Buffalo Foundation, and the Niagara Share Corporation.




David G. Forman
Vice-Chairman of the Board




Robert E. Rich, Jr.
Vice-Chairman of the Board




Mitchell Owen
Administrative Vice-President



Robert O. Swados
Vice-President and Counsel



Robert W. Pickel
Vice-President/Finance



William Scott Bowman

**Director of Hockey Operations,
General Manager and Coach**

Much like Lou Gehrig's 2,130 consecutive games played streak in baseball has stood the test of time, so, too, could Scott Bowman's career coaching record of 736 regular season wins.

On December 19, 1984 in Chicago, the Buffalo Sabres outscored the Black Hawks, 6-3, giving Scott his 691st coaching win, one more than Hall of Famer Dick Irvin and it made him the winningest coach in NHL history. Since joining the Sabres in 1979 as the club's

director of hockey operations and general manager, Scott has worn many hats, including that of head coach.

Following the 1983-84 season, when the Sabres showed a 14-point improvement, both of Scott's jobs were rewarded. He finished second in NHL Coach of the Year balloting and he was named The Hockey News Executive of the Year.


During his tenure with the Sabres, Scott has been a tireless worker. If he's not found on the bench discussing ideas or trades with fellow general managers, he might be on the ice working with the players. If not there, he could be in Rochester evaluating younger players in the Sabres' system or he could be scouting potential draftees anywhere from Buffalo to Sweden. You might also find him checking out an upcoming opponent or he could be working towards improving the game of hockey for spectators and players, as he had been one of the leaders among NHL General Managers in the move to add speed and even more excitement to the game.

But it is his coaching record that is truly remarkable. He served as coach and general manager of the St. Louis Blues from 1967 to 1971 and guided the Blues to three consecutive Stanley Cup appearances. He moved on to Montreal, where he worked from 1971 to 1979 and led the Canadiens to five Stanley Cup titles, including four straight (1976-79). Scott then took over the Sabres' hockey department operations in 1979.

In all, Bowman-coached teams have won 10 division titles, 40 or more games on ten occasions, 50 or more games five times and earned 100 or more points eight times. During a 12-season period (1967-68 to 1978-79), Bowman-coached teams appeared in eight Stanley Cup Finals. And, in a nine-year span (1971-72 to 1979-80), Bowman-led teams earned 108 or more points eight times.

Bowman has also served as head coach of Team Canada in the 1981 Canada Cup tournament; he was chief coach of Team Canada, winner of the 1976 Canada Cup tournament and coach of the 1979 NHL All-Stars in the three-game series against the Soviet Union. In 1977, he was named NHL Coach of the Year.

Scott and his wife, Suella, and children Alicia, 16, David, 14, Stanley, 13, Bobby, 10, and Nancy, 10, reside in Williamsville.



Gerry Meehan

Assistant General Manager/
Corporate Secretary

A center in the Sabres' first NHL game in 1970, Gerry Meehan became the franchise's second captain in 1971 and, in 1984, became the first former Sabre to move into the Sabres front office.



Meehan, 40, works directly under Sabres Director of Hockey Operations and General Manager Scott Bowman and handles many of the hockey department's administrative duties.

Gerry spent 10 seasons in the NHL at the playing level. In addition to the Sabres, he played for Toronto, Philadelphia, Vancouver, Atlanta and Washington. In 670 NHL games, the former center scored 180 goals, added 243 assists and totaled 423 points. He joined the Sabres on June 10, 1970 and remained with the club until he was traded along with Mike Robitaille to Vancouver in exchange for Jocelyn Guevremont and Bryan McSheffrey on October 14, 1974.

Appointed team captain prior to the 1971-72 season, Gerry served in that capacity until he was traded. He scored 94 goals and totaled 208 points in 306 career games with the Sabres. Gerry is perhaps best remembered for scoring a dramatic goal with four seconds remaining in the final regular season game of 1972 against Philadelphia to knock the Flyers out of a playoff position.

After retiring from hockey in 1979, Gerry completed his undergraduate degree from Canisius College and went on to law school at the University of Buffalo. Upon graduation in 1982, he joined the law firm of Cohen, Swados, Wright, Hanifan, Bradford & Brett where he was involved in some of the Sabres' legal work.

Gerry, his wife Mirella and children — Danny, 17, Adam, 12, and Katie, 6 — live in Amherst.



Craig Ramsay

Assistant Coach

Considered one of the top defensive forwards in hockey throughout his playing career, Craig Ramsay was recognized following his final season as the best defensive forward in the NHL during the 1984-85 campaign.

On that note, Craig, a player/assistant coach last season, announced his retirement from the playing ranks to concentrate on his assistant coaching duties with the club.

As well as being a top defensive performer, Ramsay proved to be one of the most durable players in NHL history. In 14 NHL seasons, Ramsay missed just 23 regular season games. Between March 27, 1973 and February 10, 1983, Ramsay did not miss a regular season game, appearing in 776 consecutive regular season games, an NHL record for most consecutive games played with the same club. It is the third longest streak in NHL history, behind Garry Unger and Doug Jarvis.

A second round draft pick in 1971, Ramsay also chalked up impressive offensive statistics during his playing career. He had a string of eight consecutive 20-goal seasons from 1973-74 to 1980-81 and he recorded his 250th NHL career goal in Philadelphia on February 2, 1985. He has 420 career assists and is only the second player in Sabres' history to record more than 400 assists. He is third on the Sabres' all-time scoring list with 672 points, 23 behind Richard Martin.


On October 28, 1984, Ramsay joined Gil Perreault as the only Sabres to have played in 1,000 or more regular season games. In 1973-74, Ramsay was named the club's most improved player. After the 1978-79 season, he was selected the team's most valuable player. Ramsay played in the 1976 NHL All-Star Game. He scored three career hat tricks, including one on December 5, 1971 against Minnesota when he scored his first three NHL goals.

Teamed with Don Luce throughout many of his early seasons, Ramsay was a part of the best pair of penalty-killing forwards in the NHL during the mid-70's. In 1984-85, Ramsay was also one of the Sabres' primary penalty killers on a penalty killing unit that led the NHL with an 82.4% efficiency. Ramsay holds the club's career record of 27 shorthanded goals.

Craig was also one of the five finalists for the Bill Masterton Memorial Trophy last year, which is awarded annually to the player who best exemplifies the qualities of perseverance, sportsmanship and dedication to hockey.

Throughout his career in Buffalo, Craig and his wife Susan have been active in community relations. Craig has been affiliated with the Arthritis Foundation while Susan was Co-chairman of the first Sabres' Super Carnival in 1980.

The Ramsays have three children — Travis, 11, Jad, 8, and Brendon, 3.



Barry Smith

Assistant Coach

The first Buffalo area native to join the coaching staff of the Buffalo Sabres was 35-year-old Barry Smith, who joined the Sabres March 3, 1986.

Smith returned to North America from coaching duties in Scandinavia as head coach of a top level club in Norway. He spent the past five seasons in Europe, three coaching in Sweden and the last two in Norway. For the past two years Smith provided evaluation reports on some European players to the Sabres organization.

A native of Buffalo, he is a graduate of Kenmore West Senior High School. He played amateur hockey in Western New York in various programs until enrolling at Ithaca College where he was on both the varsity hockey and football teams.

After graduation with a physical education degree in 1972, he took graduate work at Ithaca, then taught and coached at a private high school in the Philadelphia area for two years.

He joined the faculty of Elmira College and earned his master's degree in education there while serving as varsity hockey coach. His Elmira teams were in the playoffs five times in six years, three times ECAC champions and twice were NCAA finalists. He was nominated for coach of the year twice at Elmira.

Smith later studied coaching techniques in the Soviet Union, Czechoslovakia, Norway and Sweden and coached both elite level and top junior teams in those countries. He was assistant coach of the Norwegian team in both World Championships and Olympic competition.

A former semi-pro wide receiver with the Twin City Geminis, he worked as the head of a hockey school here for five recent summers.

Smith conducts development of on-ice and off-ice conditioning programs and technical skill improvement.



Rudy Migay
Director of Scouting



Don Luce
Director of U.S. Scouting



Joe Crozier
Assistant to the G.M.



Don Barrie
Scout



Jack Bowman
Scout



Frank Deegan
Scout



Dennis McIvor
Scout




Mike Racicot
Head Scout, Quebec



Frank Zywiec
Scout



Frank Christie
Executive Trainer and
Coordinator of Team Travel



Jim Pizzutelli
Head Athletic Trainer



Rip Simonick
Athletic Trainer

THE STAFF



Evelyn Battleson
Receptionist



Barbara Baumann
Ticket Office



Donna Baumann
Ticket Office



Kathie Bock
Accounting



Debbie Bonner
Secretary-Hockey Dept.




Robert Dahar
Accounting



Paul D'Aluto
Sales Representative



Ted Darling
Voice of the Sabres



Steve Donner
Director of Advertising
and Group Sales



Diane Germony
Secretary-Hockey Dept.



Jeanne Golanka
Communications/Public
Relations Assistant



John Gurdler
Director of Public Relations



Birgid Haensel
Accounting



Chris Ivansitz
Accounting



Mary Jones
Accounting



Pat Kocsis
Accounting

THE STAFF



Sally Lippert
Accounting



Gerry Magill
Staff Assistant



Carol McHugh
Executive Secretary



Doug McKay
Director of Canadian Marketing



Barb Nachreiner
Secretary Communications/
Public Relations



John Newhouse
Sales Representative



Kim Palaszewski
Ticket Office



Jeffrey Pickel
Director of Ticket Operations



Jeffrey Pokerwinski
Director of Promotions
and Merchandise




Scott Ross
Merchandise Manager



Cheryl Schoenthaler
Secretary Marketing



Cheryl Smith
Accounting



Paul Wieland
Director of Communications



Verna B. Wojcik
Executive Secretary

THE YEAR PAST

BUFFALO SABRES' 1985-86 SCORES

| GAME NO. | DATE | VISITING TEAM | SCORE | HOME TEAM | W | L | T | GF | GA | PTS |
|----------|---------|---------------|-------|--------------|----|----|---|-----|-----|-----|
| 1 | Oct. 10 | Hartford | 5 4 | BUFFALO | 0 | 1 | 0 | 4 | 5 | 0 |
| 2 | Oct. 12 | BUFFALO | 6 2 | Minnesota | 1 | 1 | 0 | 10 | 7 | 2 |
| 3 | Oct. 14 | Detroit | 1 6 | BUFFALO | 2 | 1 | 0 | 16 | 8 | 4 |
| 4 | Oct. 16 | BUFFALO | 6 0 | Montreal | 3 | 1 | 0 | 22 | 8 | 6 |
| 5 | Oct. 18 | Washington | 4 1 | BUFFALO | 3 | 2 | 0 | 23 | 12 | 6 |
| 6 | Oct. 19 | BUFFALO | 2 2 | Washington | 3 | 2 | 1 | 25 | 14 | 7 |
| 7 | Oct. 23 | Montreal | 5 4 | BUFFALO | 3 | 3 | 1 | 29 | 19 | 7 |
| 8 | Oct. 25 | Vancouver | 4 5 | BUFFALO | 4 | 3 | 1 | 34 | 23 | 9 |
| 9 | Oct. 27 | Minnesota | 2 3 | BUFFALO | 5 | 3 | 1 | 37 | 25 | 11 |
| 10 | Oct. 30 | BUFFALO | 2 4 | Calgary | 5 | 4 | 1 | 39 | 29 | 11 |
| 11 | Nov. 1 | BUFFALO | 2 0 | Edmonton | 6 | 4 | 1 | 41 | 29 | 13 |
| 12 | Nov. 2 | BUFFALO | 2 6 | Vancouver | 6 | 5 | 1 | 43 | 35 | 13 |
| 13 | Nov. 6 | Winnipeg | 3 7 | BUFFALO | 7 | 5 | 1 | 50 | 38 | 15 |
| 14 | Nov. 8 | St. Louis | 4 5 | BUFFALO | 8 | 5 | 1 | 55 | 42 | 17 |
| 15 | Nov. 10 | Calgary | 1 5 | BUFFALO | 9 | 5 | 1 | 60 | 43 | 19 |
| 16 | Nov. 13 | Boston | 4 6 | BUFFALO | 10 | 5 | 1 | 66 | 47 | 21 |
| 17 | Nov. 16 | BUFFALO | 1 3 | Quebec | 10 | 6 | 1 | 67 | 50 | 21 |
| 18 | Nov. 17 | Toronto | 5 3 | BUFFALO | 10 | 7 | 1 | 70 | 55 | 21 |
| 19 | Nov. 19 | BUFFALO | 2 0 | Hartford | 11 | 7 | 1 | 72 | 55 | 23 |
| 20 | Nov. 22 | Quebec | 5 7 | BUFFALO | 12 | 7 | 1 | 79 | 60 | 25 |
| 21 | Nov. 25 | Minnesota | 4 3 | BUFFALO | 12 | 8 | 1 | 82 | 64 | 25 |
| 22 | Nov. 27 | BUFFALO | 1 4 | Detroit | 12 | 9 | 1 | 83 | 68 | 25 |
| 23 | Nov. 29 | Montreal | 5 2 | BUFFALO | 12 | 10 | 1 | 85 | 73 | 25 |
| 24 | Nov. 30 | BUFFALO | 2 3 | Toronto | 12 | 11 | 1 | 87 | 76 | 25 |
| 25 | Dec. 4 | BUFFALO | 6 3 | St. Louis | 13 | 11 | 1 | 93 | 79 | 27 |
| 26 | Dec. 6 | Pittsburgh | 3 1 | BUFFALO | 13 | 12 | 1 | 94 | 82 | 27 |
| 27 | Dec. 8 | BUFFALO | 3 3 | Boston | 13 | 12 | 2 | 97 | 85 | 28 |
| 28 | Dec. 10 | BUFFALO | 3 7 | Quebec | 13 | 13 | 2 | 100 | 92 | 28 |
| 29 | Dec. 13 | Hartford | 6 4 | BUFFALO | 13 | 14 | 2 | 104 | 98 | 28 |
| 30 | Dec. 15 | Quebec | 2 6 | BUFFALO | 14 | 14 | 2 | 110 | 100 | 30 |
| 31 | Dec. 17 | BUFFALO | 3 7 | NY Islanders | 14 | 15 | 2 | 113 | 107 | 30 |
| 32 | Dec. 18 | BUFFALO | 5 4 | NY Rangers | 15 | 15 | 2 | 118 | 111 | 32 |
| 33 | Dec. 21 | BUFFALO | 1 3 | Montreal | 15 | 16 | 2 | 119 | 114 | 32 |
| 34 | Dec. 22 | Boston | 3 5 | BUFFALO | 16 | 16 | 2 | 124 | 117 | 34 |
| 35 | Dec. 26 | NY Rangers | 1 6 | BUFFALO | 17 | 16 | 2 | 130 | 118 | 36 |
| 36 | Dec. 29 | NY Islanders | 3 4 | BUFFALO | 18 | 16 | 2 | 134 | 121 | 38 |
| 37 | Dec. 31 | BOSTON | 6 6 | BUFFALO | 18 | 16 | 3 | 140 | 127 | 39 |
| 38 | Jan. 2 | BUFFALO | 2 2 | Detroit | 18 | 16 | 4 | 142 | 129 | 40 |
| 39 | Jan. 4 | BUFFALO | 0 4 | Boston | 18 | 17 | 4 | 142 | 133 | 40 |
| 40 | Jan. 5 | Los Angeles | 3 2 | BUFFALO | 18 | 18 | 4 | 144 | 136 | 40 |
| 41 | Jan. 10 | Toronto | 7 9 | BUFFALO | 19 | 18 | 4 | 153 | 143 | 42 |
| 42 | Jan. 11 | BUFFALO | 3 3 | Pittsburgh | 19 | 18 | 5 | 156 | 146 | 43 |
| 43 | Jan. 15 | BUFFALO | 2 4 | Chicago | 19 | 19 | 5 | 158 | 150 | 43 |
| 44 | Jan. 17 | Montreal | 4 5 | BUFFALO | 20 | 19 | 5 | 163 | 154 | 45 |
| 45 | Jan. 19 | BUFFALO | 6 3 | New Jersey | 21 | 19 | 5 | 169 | 157 | 47 |
| 46 | Jan. 22 | Winnipeg | 3 6 | BUFFALO | 22 | 19 | 5 | 175 | 160 | 49 |
| 47 | Jan. 24 | Chicago | 5 3 | BUFFALO | 22 | 20 | 5 | 178 | 165 | 49 |
| 48 | Jan. 25 | BUFFALO | 3 4 | Quebec | 22 | 21 | 5 | 181 | 169 | 49 |
| 49 | Jan. 27 | BUFFALO | 1 4 | Montreal | 22 | 22 | 5 | 182 | 173 | 49 |
| 50 | Jan. 29 | BUFFALO | 3 5 | Winnipeg | 22 | 23 | 5 | 185 | 178 | 49 |
| 51 | Jan. 31 | NY Rangers | 3 5 | BUFFALO | 23 | 23 | 5 | 190 | 181 | 51 |
| 52 | Feb. 2 | Quebec | 3 5 | BUFFALO | 24 | 23 | 5 | 195 | 184 | 53 |
| 53 | Feb. 6 | BUFFALO | 8 6 | Boston | 25 | 23 | 5 | 203 | 190 | 55 |

| | | | | | | | | | | |
|----|---------|--------------|-----|--------------|----|----|---|-----|-----|----|
| 54 | Feb. 8 | BUFFALO | 4 2 | Hartford | 26 | 23 | 5 | 207 | 192 | 57 |
| 55 | Feb. 9 | Edmonton | 2 4 | BUFFALO | 27 | 23 | 5 | 211 | 194 | 59 |
| 56 | Feb. 12 | Philadelphia | 4 0 | BUFFALO | 27 | 24 | 5 | 211 | 198 | 59 |
| 57 | Feb. 14 | BUFFALO | 3 3 | Calgary | 27 | 24 | 6 | 214 | 201 | 60 |
| 58 | Feb. 16 | BUFFALO | 5 7 | Edmonton | 27 | 25 | 6 | 219 | 208 | 60 |
| 59 | Feb. 19 | Hartford | 6 4 | BUFFALO | 27 | 26 | 6 | 223 | 214 | 60 |
| 60 | Feb. 21 | NY Islanders | 1 5 | BUFFALO | 28 | 26 | 6 | 228 | 215 | 62 |
| 61 | Feb. 23 | Washington | 1 4 | BUFFALO | 29 | 26 | 6 | 232 | 216 | 64 |
| 62 | Feb. 26 | BUFFALO | 2 5 | Pittsburgh | 29 | 27 | 6 | 234 | 221 | 64 |
| 63 | Feb. 28 | Quebec | 6 2 | BUFFALO | 29 | 28 | 6 | 236 | 227 | 64 |
| 64 | Mar. 1 | BUFFALO | 8 4 | Quebec | 30 | 28 | 6 | 244 | 231 | 66 |
| 65 | Mar. 4 | BUFFALO | 6 4 | Philadelphia | 31 | 28 | 6 | 250 | 235 | 68 |
| 66 | Mar. 5 | BUFFALO | 1 5 | Hartford | 31 | 29 | 6 | 251 | 240 | 68 |
| 67 | Mar. 7 | Hartford | 6 2 | BUFFALO | 31 | 30 | 6 | 253 | 246 | 68 |
| 68 | Mar. 9 | New Jersey | 3 4 | BUFFALO | 32 | 30 | 6 | 257 | 249 | 70 |
| 69 | Mar. 11 | BUFFALO | 2 3 | St. Louis | 32 | 31 | 6 | 259 | 252 | 70 |
| 70 | Mar. 12 | BUFFALO | 7 6 | Chicago | 33 | 31 | 6 | 266 | 258 | 72 |
| 71 | Mar. 15 | BUFFALO | 3 5 | Los Angeles | 33 | 32 | 6 | 269 | 263 | 72 |
| 72 | Mar. 29 | BUFFALO | 4 3 | Vancouver | 34 | 32 | 6 | 273 | 266 | 74 |
| 73 | Mar. 21 | New Jersey | 6 3 | BUFFALO | 34 | 33 | 6 | 276 | 272 | 74 |
| 74 | Mar. 23 | Los Angeles | 1 6 | BUFFALO | 35 | 33 | 6 | 282 | 273 | 76 |
| 75 | Mar. 27 | BUFFALO | 1 0 | Philadelphia | 36 | 33 | 6 | 283 | 273 | 78 |
| 76 | Mar. 29 | BUFFALO | 1 2 | Boston | 36 | 34 | 6 | 284 | 275 | 78 |
| 77 | Mar. 30 | Boston | 5 3 | BUFFALO | 36 | 35 | 6 | 287 | 280 | 78 |
| 78 | Apr. 1 | BUFFALO | 3 5 | Hartford | 36 | 36 | 6 | 290 | 285 | 78 |
| 79 | Apr. 4 | Montreal | 2 4 | BUFFALO | 37 | 36 | 6 | 294 | 287 | 80 |
| 80 | Apr. 5 | BUFFALO | 2 4 | Montreal | 37 | 37 | 6 | 296 | 291 | 80 |

SABRES' RECORD BY YEAR

| YEAR | GP | W | L | T | GF | GA | PTS |
|---------|----|----|----|----|-----|-----|-----|
| 1970-71 | 78 | 24 | 39 | 15 | 217 | 291 | 63 |
| 1971-72 | 78 | 16 | 43 | 19 | 203 | 289 | 51 |
| 1972-73 | 78 | 37 | 27 | 14 | 257 | 219 | 88 |
| 1973-74 | 78 | 32 | 34 | 12 | 242 | 250 | 76 |
| 1974-75 | 80 | 49 | 16 | 15 | 354 | 240 | 113 |
| 1975-76 | 80 | 46 | 21 | 13 | 339 | 240 | 105 |
| 1976-77 | 80 | 48 | 24 | 8 | 301 | 220 | 104 |
| 1977-78 | 80 | 44 | 19 | 17 | 288 | 215 | 105 |
| 1978-79 | 80 | 36 | 28 | 16 | 280 | 263 | 88 |
| 1979-80 | 80 | 47 | 17 | 16 | 318 | 201 | 110 |
| 1980-81 | 80 | 39 | 20 | 21 | 327 | 250 | 99 |
| 1981-82 | 80 | 39 | 26 | 15 | 307 | 273 | 93 |
| 1982-83 | 80 | 38 | 29 | 13 | 318 | 285 | 89 |
| 1983-84 | 80 | 48 | 25 | 7 | 315 | 257 | 103 |
| 1984-85 | 80 | 38 | 28 | 14 | 290 | 237 | 90 |
| 1985-86 | 80 | 37 | 37 | 6 | 296 | 291 | 80 |



BUFFALO VS. BOSTON



ALL-TIME RECORDS:

| | GP | W | L | T | GF | GA | PTS |
|---------------|------------|-----------|-----------|-----------|------------|------------|-----------|
| at Buffalo | 51 | 24 | 18 | 9 | 198 | 172 | 57 |
| at Boston | 52 | 14 | 34 | 4 | 154 | 221 | 32 |
| TOTALS | 103 | 40 | 52 | 11 | 352 | 393 | 89 |

1985-86

SUMMARY:

AT BUFFALO

| | Buffalo | Boston |
|---------|-----------|-----------|
| Nov. 13 | Buffalo 6 | Boston 4 |
| Dec. 22 | Buffalo 5 | Boston 3 |
| Dec. 31 | Buffalo 6 | Boston 6 |
| Mar. 30 | Boston 5 | Buffalo 3 |

AT BOSTON

| | Buffalo | Boston |
|---------|-----------|-----------|
| Dec. 8 | Buffalo 3 | Boston 3 |
| Jan. 4 | Boston 4 | Buffalo 0 |
| Feb. 6 | Buffalo 8 | Boston 6 |
| Mar. 29 | Boston 2 | Buffalo 1 |

INDIVIDUAL SCORING LEADERS

| BUFFALO | GP | G | A | PTS | PIM | BOSTON | GP | G | A | PTS | PIM |
|---|----------|-----------|-----------|-----------|------------|---|----------|-----------|-----------|-----------|------------|
| Andreychuk | 8 | 7 | 5 | 12 | 17 | Pederson | 8 | 5 | 7 | 12 | 4 |
| Tucker | 8 | 3 | 9 | 12 | 2 | Kasper | 8 | 5 | 2 | 7 | 9 |
| Housley | 8 | 3 | 7 | 10 | 5 | Burridge | 7 | 2 | 5 | 7 | 8 |
| Foligno | 8 | 3 | 6 | 9 | 13 | Bourque | 8 | 0 | 7 | 7 | 4 |
| Hamel | 8 | 4 | 3 | 7 | 9 | Middleton | 5 | 3 | 3 | 6 | 0 |
| Cyr | 8 | 3 | 4 | 7 | 16 | Courtnall | 7 | 3 | 3 | 6 | 9 |
| Perreault | 6 | 2 | 4 | 6 | 6 | Crowder | 8 | 3 | 3 | 6 | 20 |
| Seiling | 6 | 1 | 3 | 4 | 6 | Pasin | 8 | 0 | 5 | 5 | 0 |
| Ramsey | 8 | 0 | 3 | 3 | 20 | Simmer | 5 | 3 | 0 | 3 | 6 |
| Lacombe | 4 | 1 | 1 | 2 | 2 | Derlago | 5 | 2 | 1 | 3 | 4 |
| Hughes | 4 | 1 | 1 | 2 | 0 | Linseman | 5 | 1 | 2 | 3 | 25 |
| Orlando | 8 | 1 | 1 | 2 | 0 | Kluzak | 6 | 1 | 2 | 3 | 0 |
| Dykstra | 6 | 0 | 2 | 2 | 13 | Reid | 6 | 1 | 2 | 3 | 0 |
| Dunn | 4 | 1 | 0 | 1 | 0 | O'Connell | 6 | 1 | 1 | 2 | 2 |
| McKenna | 4 | 1 | 0 | 1 | 4 | Nienhuis | 7 | 1 | 1 | 2 | 6 |
| Lever | 5 | 1 | 0 | 1 | 2 | Thelven | 8 | 1 | 1 | 2 | 6 |
| Russell | 2 | 0 | 1 | 1 | 4 | Markwart | 4 | 0 | 2 | 2 | 0 |
| Smith | 3 | 0 | 1 | 1 | 2 | Blum | 6 | 0 | 2 | 2 | 4 |
| Ruff | 3 | 0 | 1 | 1 | 16 | Miller | 3 | 1 | 0 | 1 | 9 |
| Fenyyes | 5 | 0 | 1 | 1 | 6 | Cote | 1 | 0 | 1 | 1 | 0 |
| Virta | 6 | 0 | 1 | 1 | 2 | Milbury | 2 | 0 | 1 | 1 | 14 |
| Langevin | 1 | 0 | 0 | 0 | 0 | Sleighter | 2 | 0 | 1 | 1 | 4 |
| Hajdu | 2 | 0 | 0 | 0 | 2 | Larson | 2 | 0 | 1 | 1 | 0 |
| Cloutier | 2 | 0 | 0 | 0 | 0 | Thelin | 4 | 0 | 1 | 1 | 6 |
| Engblom | 3 | 0 | 0 | 0 | 0 | Lukowich | 1 | 0 | 0 | 0 | 0 |
| Creighton | 4 | 0 | 0 | 0 | 0 | Campbell | 1 | 0 | 0 | 0 | 9 |
| Hajt | 4 | 0 | 0 | 0 | 4 | Peeters | 1 | 0 | 0 | 0 | 0 |
| Andersson | 4 | 0 | 0 | 0 | 0 | Keans | 1 | 0 | 0 | 0 | 0 |
| Barrasso | 6 | 0 | 0 | 0 | 2 | Carter | 2 | 0 | 0 | 0 | 0 |
| TOTALS | 8 | 32 | 54 | 86 | 155 | Ranford | 2 | 0 | 0 | 0 | 0 |
| PPG: Andreychuk (3), Dunn, Lacombe, McKenna, Perreault, Housley, Tucker | | | | | | Foster | 2 | 0 | 0 | 0 | 0 |
| GWG: Andreychuk, Housley, Tucker | | | | | | Curran | 4 | 0 | 0 | 0 | 6 |
| SHG: None | | | | | | Riggin | 5 | 0 | 0 | 0 | 0 |
| | | | | | | TOTALS | 8 | 33 | 54 | 87 | 159 |
| | | | | | | PPG: Pederson (3), Crowder (2), Middleton, Simmer | | | | | |
| | | | | | | GWG: Courtnall (2), Burridge | | | | | |
| | | | | | | SHG: Kasper, Derlago | | | | | |

GOALTENDING

| BUFFALO | GP | MINS | GA | EN | SO | AVG. | W-L-T | BOSTON | GP | MINS | GA | EN | SO | AVG. | W-L-T |
|----------|----|------|----|----|----|------|-------|---------|----|------|----|----|----|-------|-------|
| Cloutier | 2 | 120 | 6 | 1 | 0 | 3.00 | 0-2-0 | Ranford | 2 | 120 | 4 | 0 | 0 | 2.00 | 2-0-0 |
| Barrasso | 6 | 370 | 26 | 0 | 0 | 4.21 | 3-1-2 | Riggins | 5 | 269 | 14 | 1 | 1 | 3.12 | 1-1-2 |
| | | | | | | | | Peeters | 1 | 60 | 5 | 1 | 0 | 5.00 | 0-1-0 |
| | | | | | | | | Keans | 1 | 40 | 7 | 0 | 0 | 10.50 | 0-1-0 |

| Goals by Period | 1 | 2 | 3 | OT | TOT |
|--|----|----|----|----|-----|
| Buffalo | 11 | 11 | 10 | 0 | 32 |
| Boston | 9 | 11 | 13 | 0 | 33 |
| Last Buffalo Win in Buffalo: Dec. 22, 1985 (5-3) | | | | | |
| Last Buffalo Win in Boston: Feb. 6, 1986 (8-6) | | | | | |

14

| Shots on Goal | 1 | 2 | 3 | OT | TOT |
|---|----|----|----|----|-----|
| Buffalo | 87 | 79 | 64 | 6 | 236 |
| Boston | 87 | 91 | 94 | 5 | 277 |
| Last Boston Win in Boston: Mar. 29, 1986 (2-1) | | | | | |
| Last Boston Win in Buffalo: Mar. 30, 1986 (5-3) | | | | | |



BUFFALO VS. CALGARY



ALL-TIME RECORDS:

| | GP | W | L | T | GF | GA | PTS |
|---------------|-----------|-----------|----------|----------|-----------|-----------|-----------|
| at Buffalo | 9 | 8 | 0 | 1 | 51 | 16 | 17 |
| at Calgary | 10 | 3 | 5 | 2 | 33 | 35 | 8 |
| TOTALS | 19 | 11 | 5 | 3 | 84 | 51 | 25 |

1985-86

SUMMARY:

AT BUFFALO

| | Buffalo | Calgary |
|---------|-----------|-----------|
| Nov. 10 | Buffalo 5 | Calgary 1 |

AT CALGARY

| | Calgary | Buffalo |
|---------|-----------|-----------|
| Oct. 30 | Calgary 4 | Buffalo 2 |
| Feb. 14 | Buffalo 3 | Calgary 3 |

INDIVIDUAL SCORING LEADERS

| BUFFALO | GP | G | A | PTS | PIM | CALGARY | GP | G | A | PTS | PIM |
|----------------------------|----------|-----------|-----------|-----------|-----------|----------------------------|----------|----------|-----------|-----------|-----------|
| Dykstra | 3 | 1 | 3 | 4 | 0 | MacInnis | 3 | 0 | 3 | 3 | 4 |
| Virta | 2 | 2 | 1 | 3 | 0 | McDonald | 3 | 2 | 0 | 2 | 0 |
| Perreault | 3 | 1 | 1 | 2 | 0 | Bozek | 2 | 1 | 1 | 2 | 2 |
| Cyr | 3 | 1 | 1 | 2 | 4 | Otto | 3 | 1 | 1 | 2 | 7 |
| Hamel | 3 | 1 | 1 | 2 | 0 | Loob | 3 | 1 | 1 | 2 | 2 |
| McKenna | 2 | 0 | 2 | 2 | 0 | Konroyd | 3 | 0 | 2 | 2 | 2 |
| Tucker | 3 | 0 | 2 | 2 | 0 | Suter | 3 | 0 | 2 | 2 | 0 |
| Housley | 3 | 0 | 2 | 2 | 2 | Quinn | 2 | 1 | 0 | 1 | 2 |
| Seiling | 2 | 1 | 0 | 1 | 2 | Macoun | 3 | 1 | 0 | 1 | 0 |
| Orlando | 2 | 1 | 0 | 1 | 0 | Patterson | 3 | 1 | 0 | 1 | 0 |
| Foligno | 3 | 1 | 0 | 1 | 6 | Wilson | 3 | 0 | 1 | 1 | 0 |
| Hajt | 3 | 1 | 0 | 1 | 0 | Peplinski | 3 | 0 | 1 | 1 | 4 |
| Smith | 1 | 0 | 1 | 1 | 2 | Kromm | 3 | 0 | 1 | 1 | 0 |
| Andreychuk | 3 | 0 | 1 | 1 | 0 | Vernon | 1 | 0 | 0 | 0 | 0 |
| Puppa | 1 | 0 | 0 | 0 | 0 | Reinhart | 1 | 0 | 0 | 0 | 0 |
| Cloutier | 1 | 0 | 0 | 0 | 0 | Johnson | 1 | 0 | 0 | 0 | 2 |
| Barrasso | 1 | 0 | 0 | 0 | 0 | Mullen | 1 | 0 | 0 | 0 | 2 |
| Lacombe | 1 | 0 | 0 | 0 | 0 | Beers | 1 | 0 | 0 | 0 | 0 |
| Engblom | 1 | 0 | 0 | 0 | 4 | Baxter | 1 | 0 | 0 | 0 | 14 |
| Langevin | 1 | 0 | 0 | 0 | 0 | Sheehy | 1 | 0 | 0 | 0 | 0 |
| Dunn | 1 | 0 | 0 | 0 | 0 | D'Amour | 2 | 0 | 0 | 0 | 2 |
| Lever | 1 | 0 | 0 | 0 | 0 | Risebrough | 2 | 0 | 0 | 0 | 19 |
| Halkidis | 1 | 0 | 0 | 0 | 17 | Bourgeois | 2 | 0 | 0 | 0 | 2 |
| Playfair | 2 | 0 | 0 | 0 | 9 | Berezan | 2 | 0 | 0 | 0 | 4 |
| Hughes | 2 | 0 | 0 | 0 | 0 | Cavallini | 2 | 0 | 0 | 0 | 0 |
| Fenyyes | 2 | 0 | 0 | 0 | 4 | Hunter | 3 | 0 | 0 | 0 | 4 |
| Ramsey | 3 | 0 | 0 | 0 | 2 | TOTALS | 3 | 8 | 13 | 21 | 72 |
| Ruff | 3 | 0 | 0 | 0 | 7 | PPG: McDonald, Bozek, Loob | | | | | |
| TOTALS | 3 | 10 | 15 | 25 | 59 | GWG: McDonald | | | | | |
| PPG: Hamel, Dykstra, Virta | | | | | | SHG: None | | | | | |
| GWG: Hamel | | | | | | | | | | | |
| SHG: None | | | | | | | | | | | |

GOALTENDING

| BUFFALO | GP | MINS | GA | EN | SO | AVG. | W-L-T | CALGARY | GP | MINS | GA | EN | SO | AVG. | W-L-T |
|----------|----|------|----|----|----|------|-------|---------|----|------|----|----|----|------|-------|
| Puppa | 1 | 60 | 1 | 0 | 0 | 1.00 | 1-0-0 | Vernon | 1 | 65 | 3 | 0 | 0 | 2.77 | 0-0-1 |
| Cloutier | 1 | 65 | 3 | 0 | 0 | 2.77 | 0-0-1 | D'Amour | 2 | 120 | 7 | 0 | 0 | 3.50 | 1-1-0 |
| Barrasso | 1 | 60 | 4 | 0 | 0 | 4.00 | 0-1-0 | | | | | | | | |

| Goals by Period | 1 | 2 | 3 | OT | TOT |
|--|---|---|---|----|-----|
| Buffalo | 4 | 4 | 2 | 0 | 10 |
| Calgary | 2 | 3 | 3 | 0 | 8 |
| Last Buffalo Win in Buffalo: Nov. 10, 1985 (5-1) | | | | | |
| Last Buffalo Win in Calgary: Feb. 9, 1985 (6-1) | | | | | |

| Shots on Goal | 1 | 2 | 3 | OT | TOT |
|--|----|----|----|----|-----|
| Buffalo | 33 | 34 | 29 | 3 | 99 |
| Calgary | 26 | 41 | 26 | 5 | 98 |
| Last Calgary Win in Calgary: Oct. 30, 1985 (4-2) | | | | | |
| Last Calgary Win in Buffalo: Calgary has never won in Buffalo. | | | | | |
| Last Flames' Win in Buffalo was Jan. 31, 1979 (5-2) | | | | | |



BUFFALO VS. CHICAGO



ALL-TIME RECORDS:

| | GP | W | L | T | GF | GA | PTS |
|---------------|-----------|-----------|-----------|-----------|------------|------------|-----------|
| at Buffalo | 33 | 20 | 7 | 6 | 128 | 82 | 46 |
| at Chicago | 33 | 9 | 18 | 6 | 80 | 105 | 24 |
| TOTALS | 66 | 29 | 25 | 12 | 208 | 187 | 70 |

1985-86 SUMMARY:

| | GP | W | L | T | GF | GA | PTS |
|---------|----|---|---|---|----|----|-----|
| Buffalo | 3 | 1 | 2 | 0 | 12 | 15 | 2 |
| Chicago | 3 | 2 | 1 | 0 | 15 | 12 | 4 |

AT BUFFALO

Jan. 24 Chicago 5 Buffalo 3

AT CHICAGO

Jan. 15 Chicago 4 Buffalo 2
Mar. 12 Buffalo 7 Chicago 6

INDIVIDUAL SCORING LEADERS

| BUFFALO | GP | G | A | PTS | PIM | CHICAGO | GP | G | A | PTS | PIM |
|---------------|----------|-----------|-----------|-----------|-----------|------------------------|----------|-----------|-----------|-----------|-----------|
| Foligno | 3 | 2 | 5 | 7 | 2 | Savard | 3 | 2 | 3 | 5 | 14 |
| Perreault | 3 | 0 | 4 | 4 | 0 | Secord | 3 | 1 | 4 | 5 | 4 |
| Cyr | 3 | 1 | 2 | 3 | 0 | S. Larmer | 3 | 3 | 1 | 4 | 2 |
| Andreychuk | 3 | 1 | 2 | 3 | 2 | O'Callahan | 3 | 1 | 2 | 3 | 0 |
| Dunn | 2 | 2 | 0 | 2 | 2 | Bergevin | 3 | 1 | 1 | 2 | 2 |
| Russell | 1 | 1 | 1 | 2 | 0 | B. Murray | 3 | 1 | 1 | 2 | 4 |
| Hajt | 2 | 0 | 2 | 2 | 0 | Olczyk | 3 | 1 | 1 | 2 | 0 |
| Housley | 3 | 0 | 2 | 2 | 2 | T. Murray | 3 | 1 | 1 | 2 | 2 |
| Orlando | 1 | 1 | 0 | 1 | 0 | D. Wilson | 3 | 0 | 2 | 2 | 4 |
| Davis | 1 | 1 | 0 | 1 | 2 | Brown | 3 | 0 | 2 | 2 | 6 |
| Tucker | 2 | 1 | 0 | 1 | 2 | Gardner | 1 | 1 | 0 | 1 | 0 |
| Ruff | 2 | 1 | 0 | 1 | 2 | Presley | 2 | 1 | 0 | 1 | 0 |
| Seiling | 3 | 1 | 0 | 1 | 2 | Paterson | 2 | 1 | 0 | 1 | 0 |
| Lacombe | 2 | 0 | 1 | 1 | 0 | Ludzik | 3 | 1 | 0 | 1 | 4 |
| Virva | 2 | 0 | 1 | 1 | 2 | Watson | 1 | 0 | 1 | 1 | 0 |
| McKenna | 2 | 0 | 1 | 1 | 5 | B. Wilson | 2 | 0 | 1 | 1 | 2 |
| Creighton | 1 | 0 | 0 | 0 | 0 | Sutter | 2 | 0 | 1 | 1 | 0 |
| Smith | 1 | 0 | 0 | 0 | 2 | Yaremchuk | 3 | 0 | 1 | 1 | 2 |
| Engblom | 1 | 0 | 0 | 0 | 2 | Lysiak | 3 | 0 | 1 | 1 | 0 |
| Lever | 1 | 0 | 0 | 0 | 0 | Fraser | 2 | 0 | 0 | 0 | 0 |
| Reekie | 1 | 0 | 0 | 0 | 4 | Dupont | 3 | 0 | 0 | 0 | 5 |
| Hughes | 1 | 0 | 0 | 0 | 0 | Sauve | 3 | 0 | 0 | 0 | 0 |
| Andersson | 1 | 0 | 0 | 0 | 0 | TOTALS | 3 | 15 | 23 | 38 | 51 |
| Fenyves | 1 | 0 | 0 | 0 | 0 | PPG: S. Larmer | | | | | |
| Playfair | 2 | 0 | 0 | 0 | 0 | GWG: Presley, Bergevin | | | | | |
| Halkidis | 2 | 0 | 0 | 0 | 0 | SHG: Ludzik | | | | | |
| Hamel | 2 | 0 | 0 | 0 | 0 | | | | | | |
| Dykstra | 2 | 0 | 0 | 0 | 0 | | | | | | |
| Ramsey | 3 | 0 | 0 | 0 | 2 | | | | | | |
| Barrasso | 3 | 0 | 0 | 0 | 0 | | | | | | |
| TOTALS | 3 | 12 | 21 | 33 | 33 | | | | | | |

PPG: Dunn (2), Davis

GWG: Foligno

SHG: None

GOALTENDING

| BUFFALO | GP | MINS | GA | EN | SO | AVG. | W-L-T | CHICAGO | GP | MINS | GA | EN | SO | AVG. | W-L-T |
|----------|----|------|----|----|----|------|-------|---------|----|------|----|----|----|------|-------|
| Barrasso | 3 | 180 | 15 | 0 | 0 | 5.00 | 1-2-0 | Sauve | 3 | 180 | 12 | 0 | 0 | 4.00 | 2-1-0 |

| Goals by Period | 1 | 2 | 3 | OT | TOT |
|-----------------|---|---|---|----|-----|
| Buffalo | 2 | 5 | 5 | 0 | 12 |
| Chicago | 3 | 6 | 6 | 0 | 15 |

Last Buffalo Win in Buffalo: Mar. 8, 1985

(7-2)

Last Buffalo Win in Chicago: Mar. 12, 1986

(7-6)

16

| Shots on Goal | 1 | 2 | 3 | OT | TOT |
|---------------|----|----|----|----|-----|
| Buffalo | 33 | 32 | 41 | 0 | 106 |
| Chicago | 26 | 32 | 32 | 0 | 90 |

Last Chicago Win in Chicago: Jan. 15, 1986

(4-2)

Last Chicago Win in Buffalo: Jan. 24, 1986

(5-3)



BUFFALO VS. DETROIT



ALL-TIME RECORDS:

| | GP | W | L | T | GF | GA | PTS |
|---------------|-----------|-----------|-----------|----------|------------|------------|-----------|
| at Buffalo | 34 | 24 | 4 | 6 | 153 | 80 | 54 |
| at Detroit | 36 | 14 | 19 | 3 | 105 | 128 | 31 |
| TOTALS | 70 | 38 | 23 | 9 | 258 | 208 | 85 |

1985-86 SUMMARY:

| | GP | W | L | T | GF | GA | PTS |
|---------|----|---|---|---|----|----|-----|
| Buffalo | 3 | 1 | 1 | 1 | 9 | 7 | 3 |
| Detroit | 3 | 1 | 1 | 1 | 7 | 9 | 3 |

AT BUFFALO

Oct. 14 Buffalo 6 Detroit 1

AT DETROIT

Nov. 27 Detroit 4 Buffalo 1
Jan. 2 Buffalo 2 Detroit 2

INDIVIDUAL SCORING LEADERS

| BUFFALO | GP | G | A | PTS | PIM | DETROIT | GP | G | A | PTS | PIM |
|------------|----|---|---|-----|-----|-----------|----|---|---|-----|-----|
| Hamel | 3 | 2 | 1 | 3 | 0 | Yerman | 3 | 0 | 4 | 4 | 0 |
| Tucker | 3 | 2 | 0 | 2 | 0 | Gallant | 2 | 2 | 0 | 2 | 4 |
| Perreault | 2 | 1 | 1 | 2 | 2 | Klima | 3 | 2 | 0 | 2 | 0 |
| Housley | 3 | 1 | 1 | 2 | 0 | Ogrodnick | 2 | 1 | 1 | 2 | 0 |
| Foligno | 3 | 0 | 2 | 2 | 6 | Larson | 3 | 1 | 1 | 2 | 6 |
| Andreychuk | 3 | 0 | 2 | 2 | 0 | Ladouceur | 3 | 1 | 0 | 1 | 4 |
| Lever | 1 | 1 | 0 | 1 | 0 | Cichocki | 1 | 0 | 1 | 1 | 0 |
| Ruff | 2 | 1 | 0 | 1 | 4 | Duguay | 3 | 0 | 1 | 1 | 0 |
| Seiling | 2 | 1 | 0 | 1 | 0 | Smith | 3 | 0 | 1 | 1 | 6 |
| Creighton | 1 | 0 | 1 | 1 | 2 | Mio | 1 | 0 | 0 | 0 | 0 |
| Lacombe | 1 | 0 | 1 | 1 | 0 | Probert | 1 | 0 | 0 | 0 | 2 |
| Langevin | 1 | 0 | 1 | 1 | 0 | Zombo | 1 | 0 | 0 | 0 | 0 |
| Hughes | 2 | 0 | 1 | 1 | 4 | Carroll | 1 | 0 | 0 | 0 | 0 |
| Virva | 3 | 0 | 1 | 1 | 2 | Loiselle | 1 | 0 | 0 | 0 | 5 |
| Hajdu | 1 | 0 | 0 | 0 | 2 | Oates | 1 | 0 | 0 | 0 | 0 |
| Dunn | 1 | 0 | 0 | 0 | 0 | Burr | 1 | 0 | 0 | 0 | 4 |
| Halkidis | 1 | 0 | 0 | 0 | 0 | Staszak | 1 | 0 | 0 | 0 | 0 |
| Andersson | 1 | 0 | 0 | 0 | 0 | Stefan | 2 | 0 | 0 | 0 | 0 |
| Fenyves | 1 | 0 | 0 | 0 | 0 | Kocur | 2 | 0 | 0 | 0 | 7 |
| Playfair | 2 | 0 | 0 | 0 | 6 | Lambert | 2 | 0 | 0 | 0 | 0 |
| Hajt | 2 | 0 | 0 | 0 | 0 | McEwen | 2 | 0 | 0 | 0 | 0 |
| Barrasso | 3 | 0 | 0 | 0 | 0 | Young | 3 | 0 | 0 | 0 | 6 |
| Orlando | 3 | 0 | 0 | 0 | 0 | Foster | 3 | 0 | 0 | 0 | 2 |
| Cyr | 3 | 0 | 0 | 0 | 2 | Garc | 3 | 0 | 0 | 0 | 0 |
| McKenna | 3 | 0 | 0 | 0 | 0 | Kisio | 3 | 0 | 0 | 0 | 0 |
| Ramsey | 3 | 0 | 0 | 0 | 7 | Friday | 3 | 0 | 0 | 0 | 0 |
| Dykstra | 3 | 0 | 0 | 0 | 11 | Barrett | 3 | 0 | 0 | 0 | 2 |

PPG: Housley, Ruf

GWG: Ruff

SHG: Hamel

PPG: Larson

GWG: Klima

SHG: None

GOALTENDING

| BUFFALO | GP | MINS | GA | EN | SO | AVG. | W-L-T | DETROIT | GP | MINS | GA | EN | SO | AVG. | W-L-T |
|----------|----|------|----|----|----|------|-------|---------|----|------|----|----|----|------|-------|
| Barrasso | 3 | 185 | 6 | 1 | 0 | 1.95 | 1-1-1 | Stefan | 2 | 125 | 3 | 0 | 0 | 1.44 | 1-0-1 |
| | | | | | | | | Mio | 1 | 60 | 6 | 0 | 0 | 6.00 | 0-1-0 |

| Goals by Period | 1 | 2 | 3 | OT | TOT |
|-----------------|---|---|---|----|-----|
| Buffalo | 2 | 4 | 3 | 0 | 9 |
| Detroit | 3 | 1 | 3 | 0 | 7 |

Last Buffalo Win in Buffalo: Oct. 14, 1985

(6-4)

Sabres are 8-0-4 in last 12 games in Buffalo.

Last Buffalo Win in Detroit: Jan. 14, 1984

(2-1)

| Shots on Goal | 1 | 2 | 3 | OT | TOT |
|---------------|----|----|----|----|-----|
| Buffalo | 21 | 34 | 31 | 1 | 87 |
| Detroit | 29 | 21 | 19 | 2 | 71 |

Last Detroit Win in Detroit: Nov. 27, 1985

(4-1)

Last Detroit Win in Buffalo: Oct. 15, 1978

(3-2)



BUFFALO VS. EDMONTON



ALL-TIME RECORDS:

| | GP | W | L | T | GF | GA | PTS |
|---------------|-----------|----------|-----------|----------|-----------|-----------|-----------|
| at Buffalo | 11 | 5 | 4 | 2 | 48 | 45 | 12 |
| at Edmonton | 12 | 3 | 7 | 2 | 34 | 49 | 8 |
| TOTALS | 23 | 8 | 11 | 4 | 82 | 94 | 20 |

1985-86 SUMMARY:

AT BUFFALO

| | | |
|--------|-----------|------------|
| Feb. 9 | Buffalo 4 | Edmonton 2 |
|--------|-----------|------------|

AT EDMONTON

| | | |
|---------|------------|------------|
| Nov. 1 | Buffalo 2 | Edmonton 0 |
| Feb. 16 | Edmonton 7 | Buffalo 5 |

INDIVIDUAL SCORING LEADERS

| BUFFALO | GP | G | A | PTS | PIM | EDMONTON | GP | G | A | PTS | PIM |
|---------------|----------|-----------|-----------|-----------|-----------|---------------|----------|----------|-----------|-----------|-----------|
| Foligno | 3 | 3 | 2 | 5 | 4 | Gretzky | 3 | 1 | 4 | 5 | 0 |
| Smith | 2 | 2 | 1 | 3 | 0 | Kurri | 3 | 2 | 2 | 4 | 0 |
| Ruff | 3 | 2 | 1 | 3 | 5 | Coffey | 3 | 2 | 2 | 4 | 5 |
| Andreychuk | 3 | 1 | 2 | 3 | 2 | Messier | 3 | 1 | 3 | 4 | 2 |
| Housley | 3 | 0 | 3 | 3 | 0 | Smith | 3 | 1 | 2 | 3 | 7 |
| Tucker | 3 | 2 | 0 | 2 | 0 | Krushelnyski | 2 | 1 | 0 | 1 | 2 |
| Andersson | 1 | 0 | 2 | 2 | 0 | Lowe | 3 | 1 | 0 | 1 | 8 |
| Cyr | 2 | 0 | 2 | 2 | 0 | Moog | 2 | 0 | 1 | 1 | 0 |
| Dykstra | 3 | 0 | 2 | 2 | 0 | McClelland | 3 | 0 | 1 | 1 | 0 |
| Hamel | 3 | 1 | 0 | 1 | 9 | Napier | 3 | 0 | 1 | 1 | 0 |
| Lacombe | 2 | 0 | 1 | 1 | 0 | MacTavish | 3 | 0 | 1 | 1 | 0 |
| Cloutier | 2 | 0 | 1 | 1 | 0 | Anderson | 3 | 0 | 1 | 1 | 0 |
| Hughes | 3 | 0 | 1 | 1 | 2 | Fuhr | 1 | 0 | 0 | 0 | 0 |
| Hajt | 3 | 0 | 1 | 1 | 2 | Odelein | 1 | 0 | 0 | 0 | 0 |
| Perreault | 3 | 0 | 1 | 1 | 0 | Huddy | 1 | 0 | 0 | 0 | 0 |
| Ramsey | 3 | 0 | 1 | 1 | 5 | Lumley | 2 | 0 | 0 | 0 | 0 |
| Virta | 1 | 0 | 0 | 0 | 0 | McSorley | 2 | 0 | 0 | 0 | 14 |
| Fenyyes | 1 | 0 | 0 | 0 | 0 | Solheim | 2 | 0 | 0 | 0 | 0 |
| Langevin | 1 | 0 | 0 | 0 | 0 | Gregg | 2 | 0 | 0 | 0 | 2 |
| Halkidis | 1 | 0 | 0 | 0 | 12 | Jackson | 2 | 0 | 0 | 0 | 2 |
| Orlando | 1 | 0 | 0 | 0 | 2 | Semenko | 2 | 0 | 0 | 0 | 0 |
| Playfair | 1 | 0 | 0 | 0 | 4 | Hunter | 2 | 0 | 0 | 0 | 6 |
| Dunn | 1 | 0 | 0 | 0 | 5 | Fogolin | 3 | 0 | 0 | 0 | 2 |
| Puppa | 1 | 0 | 0 | 0 | 0 | Summanen | 3 | 0 | 0 | 0 | 0 |
| Engblom | 2 | 0 | 0 | 0 | 2 | TOTALS | 3 | 9 | 18 | 27 | 50 |
| Lever | 2 | 0 | 0 | 0 | 0 | | | | | | |
| Seiling | 3 | 0 | 0 | 0 | 0 | | | | | | |
| TOTALS | 3 | 11 | 21 | 32 | 54 | | | | | | |

PPG: Tucker
 GWG: Smith, Ruff
 SHG: None

GOALTENDING

| BUFFALO | GP | MINS | GA | EN | SO | AVG. | W-L-T | EDMONTON | GP | MINS | GA | EN | SO | AVG. | W-L-T |
|----------|----|------|----|----|----|------|-------|----------|----|------|----|----|----|------|-------|
| Puppa | 1 | 60 | 0 | 0 | 1 | 0.00 | 1-0-0 | Fuhr | 1 | 60 | 3 | 1 | 0 | 3.00 | 0-1-0 |
| Cloutier | 2 | 120 | 8 | 1 | 0 | 4.00 | 1-1-0 | Moog | 2 | 120 | 7 | 0 | 0 | 3.50 | 0-1-0 |

Goals by Period

| | 1 | 2 | 3 | OT | TOT |
|----------|---|---|---|----|-----|
| Buffalo | 2 | 1 | 8 | 0 | 11 |
| Edmonton | 3 | 3 | 3 | 0 | 9 |

Last Buffalo Win in Buffalo: Feb. 9, 1986 (4-2)
 Last Buffalo Win in Edmonton: Nov. 1, 1985 (2-0)
 Daren Puppa shut out Oilers

Shots on Goal

| | 1 | 2 | 3 | OT | TOT |
|----------|----|----|----|----|-----|
| Buffalo | 35 | 37 | 42 | 0 | 114 |
| Edmonton | 24 | 27 | 36 | 0 | 87 |

Last Edmonton Win in Edmonton: Feb. 16, 1986 (7-5)
 Last Edmonton Win in Buffalo: Feb. 18, 1985 (6-4)



BUFFALO VS. HARTFORD



ALL-TIME RECORDS:

| | GP | W | L | T | GF | GA | PTS |
|---------------|-----------|-----------|-----------|----------|------------|------------|-----------|
| at Buffalo | 24 | 12 | 7 | 5 | 105 | 80 | 29 |
| at Hartford | 24 | 14 | 7 | 3 | 78 | 65 | 31 |
| TOTALS | 48 | 26 | 14 | 8 | 183 | 145 | 60 |

1985-86 SUMMARY:

AT BUFFALO

| | | |
|---------|------------|-----------|
| Oct. 10 | Hartford 5 | Buffalo 4 |
| Dec. 13 | Hartford 6 | Buffalo 4 |
| Feb. 19 | Hartford 6 | Buffalo 4 |
| Mar. 7 | Hartford 6 | Buffalo 2 |

AT HARTFORD

| | | |
|---------|------------|------------|
| Nov. 19 | Buffalo 2 | Hartford 0 |
| Feb. 8 | Buffalo 4 | Hartford 2 |
| Mar. 5 | Hartford 5 | Buffalo 1 |
| Apr. 1 | Hartford 5 | Buffalo 3 |

INDIVIDUAL SCORING LEADERS

| BUFFALO | GP | G | A | PTS | PIM | HARTFORD | GP | G | A | PTS | PIM |
|---------------|----------|-----------|-----------|-----------|------------|---------------|----------|-----------|-----------|-----------|------------|
| Andreychuk | 8 | 2 | 7 | 9 | 4 | Evason | 6 | 5 | 6 | 11 | 15 |
| Tucker | 8 | 4 | 2 | 6 | 0 | Dineen | 7 | 6 | 3 | 9 | 6 |
| Foligno | 8 | 2 | 4 | 6 | 15 | Gavin | 8 | 2 | 6 | 8 | 2 |
| Perreault | 8 | 2 | 3 | 5 | 2 | Lawless | 6 | 5 | 1 | 6 | 0 |
| Housley | 8 | 2 | 3 | 5 | 2 | Turgeon | 7 | 3 | 3 | 6 | 6 |
| Cyr | 8 | 3 | 1 | 4 | 21 | Ferraro | 7 | 1 | 5 | 6 | 0 |
| Hamel | 8 | 3 | 1 | 4 | 5 | Tippett | 8 | 2 | 3 | 5 | 2 |
| Seiling | 7 | 2 | 2 | 4 | 0 | Siltanen | 6 | 1 | 4 | 5 | 0 |
| Ramsey | 8 | 1 | 3 | 4 | 24 | Jarvis | 6 | 2 | 2 | 4 | 4 |
| Smith | 5 | 2 | 1 | 3 | 21 | D. Babych | 6 | 1 | 3 | 4 | 2 |
| Virta | 4 | 0 | 2 | 2 | 4 | Quenneville | 7 | 1 | 3 | 4 | 10 |
| Ruff | 5 | 0 | 2 | 2 | 4 | Samuelsson | 8 | 1 | 3 | 4 | 30 |
| Lacombe | 2 | 1 | 0 | 1 | 0 | W. Babych | 5 | 2 | 1 | 3 | 6 |
| Andersson | 2 | 0 | 1 | 1 | 0 | Murzyn | 8 | 0 | 3 | 3 | 16 |
| Dunn | 3 | 0 | 1 | 1 | 2 | Malone | 2 | 1 | 1 | 2 | 0 |
| Orlando | 3 | 0 | 1 | 1 | 0 | Crawford | 4 | 1 | 1 | 2 | 4 |
| Halkidis | 4 | 0 | 1 | 1 | 10 | MacDermid | 7 | 1 | 1 | 2 | 9 |
| Engblom | 5 | 0 | 1 | 1 | 2 | Francis | 4 | 0 | 2 | 2 | 0 |
| Hughes | 5 | 0 | 1 | 1 | 2 | Robertson | 8 | 0 | 2 | 2 | 27 |
| Hajt | 7 | 0 | 1 | 1 | 0 | Anderson | 1 | 0 | 1 | 1 | 0 |
| Dykstra | 8 | 0 | 1 | 1 | 8 | McEwen | 1 | 0 | 0 | 0 | 0 |
| Barrasso | 8 | 0 | 1 | 1 | 2 | Newberry | 1 | 0 | 0 | 0 | 0 |
| Russell | 1 | 0 | 0 | 0 | 2 | Shaw | 1 | 0 | 0 | 0 | 0 |
| Hofford | 1 | 0 | 0 | 0 | 0 | Brownschidle | 1 | 0 | 0 | 0 | 0 |
| Langevin | 1 | 0 | 0 | 0 | 0 | Petterson | 2 | 0 | 0 | 0 | 0 |
| McKenna | 2 | 0 | 0 | 0 | 0 | Zuke | 2 | 0 | 0 | 0 | 0 |
| Creighton | 2 | 0 | 0 | 0 | 0 | Neufeld | 2 | 0 | 0 | 0 | 0 |
| Gage | 2 | 0 | 0 | 0 | 0 | Gardner | 3 | 0 | 0 | 0 | 0 |
| Lever | 3 | 0 | 0 | 0 | 0 | Kleinendorst | 3 | 0 | 0 | 0 | 2 |
| Playfair | 3 | 0 | 0 | 0 | 0 | Bothwell | 7 | 0 | 0 | 0 | 6 |
| Fenyyes | 5 | 0 | 0 | 0 | 0 | Liut | 8 | 0 | 0 | 0 | 0 |
| TOTALS | 8 | 24 | 40 | 54 | 128 | TOTALS | 8 | 35 | 52 | 87 | 146 |

PPG: Hamel, Housley, Perreault, Tucker, Cyr, Smith, Lacombe
 GWG: Lacombe, Cyr
 SHG: None

PPG: Dineen (2), Lawless (2), D. Babych
 GWG: Samuelsson, Tippett, Crawford, Lawless, D. Babych, Evason
 SHG: Evason

GOALTENDING

| BUFFALO | GP | MINS | GA | EN | SO | AVG. | W-L-T | HARTFORD | GP | MINS | GA | EN | SO | AVG. | W-L-T |
|----------|----|------|----|----|----|------|-------|----------|----|------|----|----|----|------|-------|
| Barrasso | 8 | 480 | 33 | 2 | 1 | 4.12 | 2-6-0 | Liut | 8 | 480 | 23 | 1 | 0 | 2.87 | 6-2-0 |

Goals by Period

| | 1 | 2 | 3 | OT | TOT |
|----------|----|----|----|----|-----|
| Buffalo | 11 | 9 | 4 | 0 | 24 |
| Hartford | 8 | 12 | 15 | 0 | 35 |

Last Buffalo Win in Buffalo: Apr. 2, 1985 (2-1)
 Last Buffalo Win in Hartford: Feb. 8, 1986 (4-2)

Shots on Goal

| | 1 | 2 | 3 | OT | TOT |
|----------|----|----|----|----|-----|
| Buffalo | 75 | 86 | 71 | 0 | 206 |
| Hartford | 86 | 76 | 74 | 0 | 216 |

Last Hartford Win in Hartford: Apr. 1, 1986 (5-3)
 Last Hartford Win in Buffalo: Mar. 7, 1986 (6-2)



BUFFALO VS. LOS ANGELES



ALL-TIME RECORDS:

| | GP | W | L | T | GF | GA | PTS |
|----------------|-----------|-----------|-----------|-----------|------------|------------|-----------|
| at Buffalo | 35 | 19 | 9 | 7 | 144 | 100 | 45 |
| at Los Angeles | 34 | 15 | 12 | 7 | 114 | 114 | 37 |
| TOTALS | 69 | 34 | 21 | 14 | 258 | 214 | 82 |

1985-86 SUMMARY:

| | GP | W | L | T | GF | GA | PTS |
|-------------|----|---|---|---|----|----|-----|
| Buffalo | 3 | 1 | 2 | 0 | 11 | 9 | 2 |
| Los Angeles | 3 | 2 | 1 | 0 | 9 | 11 | 4 |

AT BUFFALO

Jan. 5 Los Angeles 3 Buffalo 2
Mar. 23 Buffalo 6 Los Angeles 1

AT LOS ANGELES

Mar. 15 Los Angeles 5 Buffalo 3

INDIVIDUAL SCORING LEADERS

| BUFFALO | GP | G | A | PTS | PIM | L. ANGELES | GP | G | A | PTS | PIM |
|---------------|----------|-----------|-----------|-----------|-----------|---------------|----------|----------|-----------|-----------|-----------|
| Foligno | 3 | 3 | 2 | 5 | 2 | Dionne | 3 | 1 | 3 | 4 | 2 |
| Andreychuk | 3 | 2 | 3 | 5 | 4 | Taylor | 3 | 0 | 4 | 4 | 4 |
| Tucker | 2 | 1 | 3 | 4 | 0 | Ledyard | 3 | 1 | 2 | 3 | 24 |
| Housley | 3 | 0 | 3 | 3 | 6 | Sykes | 3 | 2 | 0 | 2 | 0 |
| Perreault | 3 | 0 | 3 | 3 | 0 | Nicholls | 3 | 0 | 2 | 2 | 2 |
| Dykstra | 3 | 1 | 1 | 2 | 11 | Williams | 2 | 1 | 0 | 1 | 2 |
| Cyr | 3 | 1 | 1 | 2 | 0 | Fox | 2 | 1 | 0 | 1 | 0 |
| Ruff | 1 | 1 | 0 | 1 | 10 | McKenna | 2 | 1 | 0 | 1 | 0 |
| Russell | 2 | 1 | 0 | 1 | 4 | Kennedy | 3 | 1 | 0 | 1 | 0 |
| Orlando | 3 | 1 | 0 | 1 | 2 | Redmond | 3 | 1 | 0 | 1 | 0 |
| Ramsey | 1 | 0 | 1 | 1 | 0 | Engblom | 1 | 0 | 1 | 1 | 2 |
| Smith | 2 | 0 | 1 | 1 | 4 | Currie | 2 | 0 | 1 | 1 | 0 |
| Seiling | 3 | 0 | 1 | 1 | 2 | Mongrain | 2 | 0 | 1 | 1 | 0 |
| Barrasso | 1 | 0 | 0 | 0 | 0 | Erickson | 3 | 0 | 1 | 1 | 2 |
| Davis | 1 | 0 | 0 | 0 | 0 | Melanson | 1 | 0 | 0 | 0 | 0 |
| Lever | 1 | 0 | 0 | 0 | 0 | Tuer | 1 | 0 | 0 | 0 | 0 |
| Playfair | 1 | 0 | 0 | 0 | 0 | Smith | 1 | 0 | 0 | 0 | 0 |
| Hughes | 1 | 0 | 0 | 0 | 0 | Hakansson | 1 | 0 | 0 | 0 | 0 |
| Hajt | 1 | 0 | 0 | 0 | 0 | Hachborn | 1 | 0 | 0 | 0 | 0 |
| Halkidis | 1 | 0 | 0 | 0 | 0 | Janecek | 2 | 0 | 0 | 0 | 0 |
| McKenna | 1 | 0 | 0 | 0 | 0 | Galley | 2 | 0 | 0 | 0 | 0 |
| Cloutier | 2 | 0 | 0 | 0 | 0 | Kelly | 2 | 0 | 0 | 0 | 10 |
| Creighton | 2 | 0 | 0 | 0 | 0 | Lukowich | 2 | 0 | 0 | 0 | 2 |
| Engblom | 2 | 0 | 0 | 0 | 2 | Wells | 3 | 0 | 0 | 0 | 6 |
| Fenyves | 2 | 0 | 0 | 0 | 2 | Hardy | 3 | 0 | 0 | 0 | 4 |
| Hamel | 3 | 0 | 0 | 0 | 0 | Paterson | 3 | 0 | 0 | 0 | 15 |
| Andersson | 3 | 0 | 0 | 0 | 0 | TOTALS | 3 | 9 | 15 | 24 | 75 |
| Dunn | 3 | 0 | 0 | 0 | 4 | | | | | | |
| TOTALS | 3 | 11 | 19 | 30 | 53 | | | | | | |

PPG: Andreychuk (2), Foligno (2), Cyr
GWG: Foligno
SHG: Orlando

GOALTENDING

| BUFFALO | GP | MINS | GA | EN | SO | AVG. | W-L-T | KINGS | GP | MINS | GA | EN | SO | AVG. | W-L-T |
|--|----------|----------|----------|-----------|------------|------|-------|--|----------|----------|----------|-----------|------------|------|-------|
| Barrasso | 1 | 60 | 4 | 1 | 0 | 4.00 | 0-1-0 | Janecyk | 2 | 120 | 5 | 0 | 0 | 2.50 | 2-0-0 |
| Cloutier | 2 | 120 | 4 | 0 | 0 | 2.00 | 1-1-0 | Melanson | 1 | 60 | 5 | 1 | 0 | 5.08 | 0-1-0 |
| Goals by Period | 1 | 2 | 3 | OT | TOT | | | Shots on Goal | 1 | 2 | 3 | OT | TOT | | |
| Buffalo | 7 | 2 | 2 | 0 | 11 | | | Buffalo | 34 | 22 | 22 | 0 | 78 | | |
| Los Angeles | 2 | 4 | 3 | 0 | 9 | | | Los Angeles | 24 | 33 | 32 | 0 | 89 | | |
| Last Buffalo Win in Buffalo: Mar. 23, 1986 (6-1) | | | | | | | | Last Los Angeles Win in Los Angeles: Mar. 15, 1986 (5-3) | | | | | | | |
| Last Buffalo Win in Los Angeles: Jan. 18, 1984 (4-0) | | | | | | | | Last Los Angeles Win in Buffalo: Jan. 5, 1986 (3-2) | | | | | | | |



BUFFALO VS. MINNESOTA



ALL-TIME RECORDS:

| | GP | W | L | T | GF | GA | PTS |
|---------------|-----------|-----------|-----------|-----------|------------|------------|-----------|
| at Buffalo | 35 | 22 | 7 | 6 | 137 | 88 | 50 |
| at Minnesota | 34 | 17 | 12 | 5 | 114 | 102 | 39 |
| TOTALS | 69 | 35 | 19 | 11 | 251 | 190 | 89 |

1985-86 SUMMARY:

| | GP | W | L | T | GF | GA | PTS |
|-----------|----|---|---|---|----|----|-----|
| Buffalo | 3 | 2 | 1 | 0 | 12 | 8 | 4 |
| Minnesota | 3 | 1 | 2 | 0 | 8 | 12 | 2 |

AT BUFFALO

Oct. 27 Buffalo 3 Minnesota 2
Nov. 25 Minnesota 4 Buffalo 3

AT MINNESOTA

Oct. 12 Buffalo 6 Minnesota 2

INDIVIDUAL SCORING LEADERS

| BUFFALO | GP | G | A | PTS | PIM | MINNESOTA | GP | G | A | PTS | PIM |
|---------------|----------|-----------|-----------|-----------|-----------|---------------|----------|----------|-----------|-----------|-----------|
| Andreychuk | 3 | 3 | 2 | 5 | 2 | Broten | 3 | 3 | 0 | 3 | 0 |
| Perreault | 3 | 2 | 3 | 5 | 0 | Giles | 3 | 1 | 2 | 3 | 6 |
| Ruff | 3 | 2 | 2 | 4 | 2 | Roberts | 3 | 0 | 3 | 3 | 2 |
| Foligno | 3 | 1 | 2 | 3 | 6 | Lawton | 3 | 1 | 1 | 2 | 0 |
| Dykstra | 3 | 1 | 1 | 2 | 7 | Graham | 3 | 0 | 2 | 2 | 19 |
| Cyr | 3 | 1 | 1 | 2 | 2 | Acton | 3 | 1 | 0 | 1 | 4 |
| Orlando | 2 | 1 | 0 | 1 | 2 | Bjugstad | 3 | 1 | 0 | 1 | 2 |
| Housley | 3 | 1 | 0 | 1 | 6 | Bellows | 3 | 1 | 0 | 1 | 0 |
| Fenyves | 1 | 0 | 1 | 1 | 0 | Sherven | 2 | 0 | 1 | 1 | 0 |
| Virra | 3 | 0 | 1 | 1 | 2 | Nilsson | 2 | 0 | 1 | 1 | 0 |
| Ramsey | 3 | 0 | 1 | 1 | 0 | Ciccarelli | 2 | 0 | 1 | 1 | 0 |
| Tucker | 3 | 0 | 1 | 1 | 0 | Rouse | 3 | 0 | 1 | 1 | 4 |
| Hamel | 3 | 0 | 1 | 1 | 17 | Melanson | 1 | 0 | 0 | 0 | 0 |
| Halkidis | 1 | 0 | 0 | 0 | 0 | Pryor | 1 | 0 | 0 | 0 | 0 |
| Puppa | 1 | 0 | 0 | 0 | 0 | Plett | 1 | 0 | 0 | 0 | 0 |
| Barrasso | 2 | 0 | 0 | 0 | 0 | Archibald | 1 | 0 | 0 | 0 | 0 |
| Langevin | 2 | 0 | 0 | 0 | 2 | McCarthy | 1 | 0 | 0 | 0 | 2 |
| McKenna | 3 | 0 | 0 | 0 | 2 | Berglund | 1 | 0 | 0 | 0 | 0 |
| Seiling | 3 | 0 | 0 | 0 | 17 | Beaupre | 2 | 0 | 0 | 0 | 0 |
| Hajt | 3 | 0 | 0 | 0 | 2 | Richter | 2 | 0 | 0 | 0 | 7 |
| Hughes | 3 | 0 | 0 | 0 | 5 | Levie | 2 | 0 | 0 | 0 | 2 |
| Playfair | 3 | 0 | 0 | 0 | 2 | McKegney | 3 | 0 | 0 | 0 | 4 |
| TOTALS | 3 | 12 | 16 | 28 | 76 | TOTALS | 3 | 8 | 12 | 20 | 71 |

PPG: Housley, Perreault, Orlando, Andreychuk
GWG: Andreychuk, Perreault
SHG: None

PPG: None
GWG: Acton
SHG: Acton, Bjugstad

GOALTENDING

| BUFFALO | GP | MINS | GA | EN | SO | AVG. | W-L-T | MINN. | GP | MINS | GA | EN | SO | AVG. | W-L-T |
|--|----------|----------|----------|-----------|------------|------|-------|--|----------|----------|----------|-----------|------------|------|-------|
| Barrasso | 2 | 120 | 4 | 0 | 0 | 2.00 | 2-0-0 | Beaupre | 2 | 120 | 6 | 0 | 0 | 3.00 | 1-1-0 |
| Puppa | 1 | 60 | 4 | 0 | 0 | 4.00 | 0-1-0 | Melanson | 1 | 60 | 6 | 0 | 0 | 6.00 | 0-1-0 |
| Goals by Period | 1 | 2 | 3 | OT | TOT | | | Shots on Goal | 1 | 2 | 3 | OT | TOT | | |
| Buffalo | 6 | 4 | 2 | 0 | 12 | | | Buffalo | 44 | 48 | 22 | 0 | 114 | | |
| Minnesota | 0 | 4 | 4 | 0 | 8 | | | Minnesota | 26 | 29 | 23 | 0 | 78 | | |
| Last Buffalo Win in Buffalo: Oct. 27, 1985 (3-2) | | | | | | | | Last Minnesota Win in Minnesota: Feb. 25, 1984 (5-1) | | | | | | | |
| Last Buffalo Win in Minnesota: Oct. 12, 1985 (6-2) | | | | | | | | Last Minnesota Win in Buffalo: Nov. 25, 1985 (4-3) | | | | | | | |



BUFFALO VS. MONTREAL



ALL-TIME RECORDS:

| | GP | W | L | T | GF | GA | PTS |
|---------------|-----------|-----------|-----------|-----------|------------|------------|-----------|
| at Buffalo | 47 | 20 | 16 | 11 | 146 | 148 | 51 |
| at Montreal | 47 | 14 | 25 | 8 | 150 | 192 | 36 |
| TOTALS | 94 | 34 | 41 | 19 | 296 | 340 | 87 |

1985-86

SUMMARY:

| | GP | W | L | T | GF | GA | PTS |
|----------|----|---|---|---|----|----|-----|
| Buffalo | 8 | 3 | 5 | 0 | 25 | 27 | 6 |
| Montreal | 8 | 5 | 3 | 0 | 27 | 25 | 10 |

AT BUFFALO

| | | |
|---------|------------|---------------|
| Oct. 23 | Montreal 5 | Buffalo 4 |
| Nov. 29 | Montreal 5 | Buffalo 2 |
| Jan. 17 | Buffalo 5 | Montreal 4 OT |
| Apr. 4 | Buffalo 4 | Montreal 2 |

AT MONTREAL

| | | |
|---------|------------|------------|
| Oct. 16 | Buffalo 6 | Montreal 0 |
| Dec. 21 | Montreal 3 | Buffalo 0 |
| Jan. 27 | Montreal 4 | Buffalo 1 |
| Apr. 5 | Montreal 4 | Buffalo 2 |

INDIVIDUAL SCORING LEADERS

| BUFFALO | GP | G | A | PTS | PIM | MONTREAL | GP | G | A | PTS | PIM |
|---------------|----------|-----------|-----------|-----------|------------|---------------|----------|-----------|-----------|-----------|------------|
| Perreault | 8 | 1 | 8 | 9 | 4 | Naslund | 8 | 6 | 4 | 10 | 0 |
| Virta | 7 | 3 | 5 | 8 | 2 | Robinson | 8 | 2 | 8 | 10 | 4 |
| Orlando | 8 | 3 | 3 | 6 | 8 | Carbonneau | 8 | 4 | 4 | 8 | 4 |
| Andreychuk | 8 | 3 | 2 | 5 | 6 | Dahlin | 8 | 2 | 6 | 8 | 0 |
| Tucker | 8 | 2 | 3 | 5 | 2 | Smith | 7 | 4 | 2 | 6 | 4 |
| McKenna | 6 | 1 | 4 | 5 | 2 | Gainey | 8 | 1 | 5 | 6 | 2 |
| Foligno | 7 | 2 | 2 | 4 | 8 | Nilan | 6 | 3 | 1 | 4 | 15 |
| Housley | 8 | 2 | 2 | 4 | 2 | Tremblay | 4 | 1 | 2 | 3 | 2 |
| Ruff | 6 | 3 | 0 | 3 | 13 | Walter | 4 | 1 | 2 | 3 | 8 |
| Cyr | 8 | 0 | 3 | 3 | 2 | Chelios | 5 | 1 | 2 | 3 | 2 |
| Langevin | 2 | 2 | 0 | 2 | 0 | Richer | 6 | 0 | 3 | 3 | 23 |
| Halkidis | 3 | 0 | 2 | 2 | 4 | Lalor | 8 | 0 | 3 | 3 | 7 |
| Hamel | 8 | 0 | 2 | 2 | 6 | Boisvert | 2 | 1 | 1 | 2 | 2 |
| Smith | 2 | 1 | 0 | 1 | 21 | Skrudland | 8 | 1 | 1 | 2 | 10 |
| Hughes | 4 | 1 | 0 | 1 | 0 | Kurvers | 5 | 0 | 1 | 1 | 2 |
| Playfair | 6 | 1 | 0 | 1 | 9 | Svoboda | 7 | 0 | 1 | 1 | 14 |
| Russell | 2 | 0 | 1 | 1 | 2 | Penney | 1 | 0 | 0 | 0 | 0 |
| Lacombe | 2 | 0 | 1 | 1 | 0 | Turcotte | 1 | 0 | 0 | 0 | 0 |
| Cloutier | 3 | 0 | 1 | 1 | 0 | Kordic | 1 | 0 | 0 | 0 | 0 |
| Fenyves | 4 | 0 | 1 | 1 | 2 | Corson | 1 | 0 | 0 | 0 | 2 |
| Dykstra | 4 | 0 | 1 | 1 | 11 | Campedelli | 1 | 0 | 0 | 0 | 0 |
| Hajt | 6 | 0 | 1 | 1 | 7 | Maley | 2 | 0 | 0 | 0 | 0 |
| Creighton | 1 | 0 | 0 | 0 | 0 | Gingras | 2 | 0 | 0 | 0 | 2 |
| Dunn | 1 | 0 | 0 | 0 | 0 | Lemieux | 2 | 0 | 0 | 0 | 5 |
| Lever | 2 | 0 | 0 | 0 | 2 | Soetaert | 3 | 0 | 0 | 0 | 0 |
| Engblom | 2 | 0 | 0 | 0 | 0 | Bucyk | 3 | 0 | 0 | 0 | 2 |
| Andersson | 4 | 0 | 0 | 0 | 2 | Momesso | 3 | 0 | 0 | 0 | 4 |
| Barrasso | 5 | 0 | 0 | 0 | 0 | Green | 4 | 0 | 0 | 0 | 0 |
| Seiling | 7 | 0 | 0 | 0 | 8 | Rooney | 4 | 0 | 0 | 0 | 9 |
| Ramsey | 8 | 0 | 0 | 0 | 16 | Roy | 5 | 0 | 0 | 0 | 0 |
| TOTALS | 8 | 25 | 42 | 67 | 139 | McPhee | 6 | 0 | 0 | 0 | 2 |
| | | | | | | Deblois | 6 | 0 | 0 | 0 | 2 |
| | | | | | | Ludwig | 6 | 0 | 0 | 0 | 0 |
| | | | | | | TOTALS | 8 | 27 | 46 | 73 | 127 |

PPG: Smith, Andreychuk, Housley
 GWG: McKenna, Orlando, Foligno
 SHG: Ruff

PPG: Naslund (4), Robinson (2), Smith
 GWG: Dahlin, Gainey, Walter, Smith,
 Tremblay
 SHG: Gainey

GOALTENDING

| BUFFALO | GP | MINS | GA | EN | SO | AVG. | W-L-T | MONTREAL | GP | MINS | GA | EN | SO | AVG. | W-L-T |
|----------|----|------|----|----|----|------|-------|----------|----|------|----|----|----|------|-------|
| Cloutier | 3 | 180 | 9 | 1 | 0 | 3.00 | 1-2-0 | Soetaert | 5 | 151 | 6 | 0 | 0 | 2.38 | 2-1-0 |
| Barrasso | 5 | 301 | 17 | 0 | 1 | 3.38 | 2-3-0 | Roy | 5 | 270 | 13 | 0 | 0 | 2.88 | 3-1-0 |
| | | | | | | | | Penney | 1 | 60 | 6 | 0 | 0 | 6.00 | 0-1-0 |

Last Buffalo Win in Buffalo: Apr. 4, 1986 (4-2)
 Last Buffalo Win in Montreal: Oct. 16, 1985 (6-0)

Last Montreal Win in Montreal: Apr. 5, 1986 (4-2)
 Last Montreal Win in Buffalo: Nov. 29, 1985 (5-2)



BUFFALO VS. NEW JERSEY



ALL-TIME RECORDS:

| | GP | W | L | T | GF | GA | PTS |
|---------------|-----------|----------|----------|----------|-----------|-----------|-----------|
| at Buffalo | 6 | 4 | 1 | 1 | 30 | 23 | 9 |
| at New Jersey | 6 | 5 | 0 | 1 | 30 | 16 | 11 |
| TOTALS | 12 | 9 | 1 | 2 | 60 | 39 | 20 |

1985-86

SUMMARY:

| | GP | W | L | T | GF | GA | PTS |
|------------|----|---|---|---|----|----|-----|
| Buffalo | 3 | 2 | 1 | 0 | 13 | 12 | 4 |
| New Jersey | 3 | 1 | 2 | 0 | 12 | 13 | 2 |

AT BUFFALO

| | | |
|---------|--------------|--------------|
| Mar. 9 | Buffalo 4 | New Jersey 3 |
| Mar. 21 | New Jersey 6 | Buffalo 3 |

AT NEW JERSEY

| | | |
|---------|-----------|--------------|
| Jan. 19 | Buffalo 6 | New Jersey 3 |
|---------|-----------|--------------|

INDIVIDUAL SCORING LEADERS

| BUFFALO | GP | G | A | PTS | PIM | NEW JERSEY | GP | G | A | PTS | PIM |
|---------------|----------|-----------|-----------|-----------|-----------|---------------|----------|-----------|-----------|-----------|-----------|
| Cyr | 3 | 2 | 3 | 5 | 8 | Muller | 3 | 1 | 2 | 3 | 0 |
| Foligno | 3 | 2 | 2 | 4 | 2 | Johnson | 3 | 1 | 2 | 3 | 2 |
| Smith | 2 | 1 | 2 | 3 | 0 | Verbeek | 3 | 1 | 2 | 3 | 2 |
| Virta | 1 | 0 | 3 | 3 | 0 | Bridgman | 3 | 1 | 2 | 3 | 2 |
| Perreault | 3 | 2 | 0 | 2 | 4 | Adams | 3 | 1 | 2 | 3 | 0 |
| Tucker | 2 | 1 | 1 | 2 | 0 | Gagne | 2 | 2 | 0 | 2 | 2 |
| Housley | 3 | 1 | 1 | 2 | 2 | Hiemer | 2 | 2 | 0 | 2 | 0 |
| Andreychuk | 3 | 1 | 1 | 2 | 2 | McNab | 2 | 1 | 1 | 2 | 0 |
| Ramsey | 2 | 0 | 2 | 2 | 4 | Cirella | 2 | 1 | 1 | 2 | 2 |
| Lacombe | 1 | 1 | 0 | 1 | 0 | Preston | 3 | 0 | 2 | 2 | 0 |
| Ruff | 1 | 1 | 0 | 1 | 0 | Sullivan | 3 | 1 | 0 | 1 | 0 |
| Hamel | 3 | 1 | 0 | 1 | 0 | Wolanin | 1 | 0 | 1 | 1 | 2 |
| Fenyves | 2 | 0 | 1 | 1 | 0 | Driver | 1 | 0 | 1 | 1 | 2 |
| Andersson | 2 | 0 | 1 | 1 | 0 | Lewis | 2 | 0 | 1 | 1 | 0 |
| Halkidis | 2 | 0 | 1 | 1 | 2 | Higgins | 2 | 0 | 1 | 1 | 0 |
| Hajt | 2 | 0 | 1 | 1 | 0 | Ludvig | 3 | 0 | 1 | 1 | 4 |
| Seiling | 3 | 0 | 1 | 1 | 0 | Chevrier | 3 | 0 | 1 | 1 | 0 |
| Dunn | 1 | 0 | 0 | 0 | 2 | Billington | 1 | 0 | 0 | 0 | 0 |
| Russell | 1 | 0 | 0 | 0 | 0 | Stewart | 1 | 0 | 0 | 0 | 7 |
| Playfair | 1 | 0 | 0 | 0 | 9 | Broten | 1 | 0 | 0 | 0 | 0 |
| Hughes | 1 | 0 | 0 | 0 | 0 | Lorimer | 1 | 0 | 0 | 0 | 0 |
| McKenna | 1 | 0 | 0 | 0 | 2 | Dietrich | 1 | 0 | 0 | 0 | 0 |
| Davis | 2 | 0 | 0 | 0 | 0 | Russell | 2 | 0 | 0 | 0 | 0 |
| Creighton | 2 | 0 | 0 | 0 | 0 | MacLean | 2 | 0 | 0 | 0 | 6 |
| Engblom | 2 | 0 | 0 | 0 | 0 | Orlando | 2 | 0 | 0 | 0 | 2 |
| Dykstra | 3 | 0 | 0 | 0 | 4 | Daneyko | 3 | 0 | 0 | 0 | 12 |
| Barrasso | 3 | 0 | 0 | 0 | 0 | Velschek | 3 | 0 | 0 | 0 | 2 |
| TOTALS | 3 | 13 | 20 | 33 | 43 | TOTALS | 3 | 12 | 20 | 32 | 47 |

PPG: Foligno, Cyr, Housley, Tucker
 GWG: Cyr, Smith
 SHG: None

GOALTENDING

| BUFFALO | GP | MINS | GA | EN | SO | AVG. | W-L-T | NEW JERSEY | GP | MINS | GA | EN | SO | AVG. | W-L-T |
|----------|----|------|----|----|----|------|-------|------------|----|------|----|----|----|------|-------|
| Barrasso | 3 | 180 | 12 | 0 | 0 | 4.00 | 2-1-0 | Billington | 1 | 34 | 2 | 0 | 0 | 3.53 | 0-0-0 |
| | | | | | | | | Chevrier | 3 | 146 | 11 | 0 | 0 | 4.52 | 1-2-0 |

Goals by Period

| | 1 | 2 | 3 | OT | TOT |
|------------|---|---|---|----|-----|
| Buffalo | 6 | 3 | 4 | 0 | 13 |
| New Jersey | 2 | 6 | 4 | 0 | 12 |

Last Buffalo Win in Buffalo: Mar. 9, 1986 (4-3)
 Last Buffalo Win in New Jersey: Jan. 19, 1986 (6-3)

Shots on Goal

| | 1 | 2 | 3 | OT | TOT |
|------------|----|----|----|----|-----|
| Buffalo | 30 | 28 | 32 | 0 | 90 |
| New Jersey | 36 | 31 | 38 | 0 | 105 |

Last New Jersey win in New Jersey
 New Jersey has never defeated the Sabres' in New Jersey
 Last New Jersey Win in Buffalo: Mar. 21, 1986 (6-3)



BUFFALO VS. NY RANGERS



ALL-TIME RECORDS:

| | GP | W | L | T | GF | GA | PTS |
|---------------|-----------|-----------|-----------|-----------|------------|------------|-----------|
| at Buffalo | 35 | 21 | 9 | 5 | 159 | 112 | 47 |
| at NY Rangers | 33 | 10 | 14 | 9 | 96 | 122 | 29 |
| TOTALS | 68 | 31 | 23 | 14 | 255 | 234 | 76 |

1985-86 SUMMARY:

| | GP | W | L | T | GF | GA | PTS |
|------------|----|---|---|---|----|----|-----|
| Buffalo | 3 | 3 | 0 | 0 | 16 | 8 | 6 |
| NY Rangers | 3 | 0 | 3 | 0 | 8 | 16 | 0 |

AT BUFFALO

| | | |
|---------|-----------|------------|
| Dec. 26 | Buffalo 6 | NY Rang. 1 |
| Jan. 31 | Buffalo 5 | NY Rang. 3 |

AT NY RANGERS

| | | |
|---------|-----------|------------|
| Dec. 18 | Buffalo 5 | NY Rang. 4 |
|---------|-----------|------------|

INDIVIDUAL SCORING LEADERS

| BUFFALO | GP | G | A | PTS | PIM | NY RANGERS | GP | G | A | PTS | PIM |
|---------------|----------|-----------|-----------|-----------|-----------|---------------|----------|----------|-----------|-----------|-----------|
| Housley | 3 | 0 | 5 | 5 | 2 | Ruotsalainen | 3 | 2 | 2 | 4 | 2 |
| Andreychuk | 3 | 2 | 2 | 4 | 2 | Ridley | 3 | 1 | 3 | 4 | 0 |
| Orlando | 3 | 1 | 3 | 4 | 0 | Sandstrom | 3 | 2 | 1 | 3 | 4 |
| Lever | 3 | 2 | 1 | 3 | 0 | J. Patrick | 2 | 1 | 1 | 2 | 2 |
| Hamel | 3 | 2 | 1 | 3 | 4 | Brooke | 3 | 1 | 1 | 2 | 2 |
| Ramsey | 3 | 1 | 2 | 3 | 2 | Whistle | 3 | 1 | 0 | 1 | 2 |
| Lacombe | 2 | 2 | 0 | 2 | 7 | Hanlon | 3 | 0 | 1 | 1 | 4 |
| Tucker | 3 | 2 | 0 | 2 | 2 | Sundstrom | 3 | 0 | 1 | 1 | 0 |
| Smith | 1 | 1 | 1 | 2 | 0 | Helminen | 3 | 0 | 1 | 1 | 2 |
| Cyr | 2 | 1 | 1 | 2 | 0 | Osborne | 3 | 0 | 1 | 1 | 4 |
| Ruff | 2 | 0 | 2 | 2 | 0 | Maloney | 3 | 0 | 1 | 1 | 0 |
| Hughes | 3 | 0 | 2 | 2 | 0 | Greschner | 3 | 0 | 1 | 1 | 7 |
| Dunn | 3 | 0 | 2 | 2 | 8 | Vanbiesbrouck | 1 | 0 | 0 | 0 | 0 |
| McKenna | 2 | 1 | 0 | 1 | 0 | Larouche | 1 | 0 | 0 | 0 | 0 |
| Perreault | 2 | 1 | 0 | 1 | 0 | Richmond | 1 | 0 | 0 | 0 | 0 |
| Andersson | 1 | 0 | 1 | 1 | 0 | Feltrin | 1 | 0 | 0 | 0 | 0 |
| Seiling | 1 | 0 | 0 | 0 | 2 | S. Patrick | 1 | 0 | 0 | 0 | 0 |
| Gardner | 1 | 0 | 0 | 0 | 0 | Melnyk | 2 | 0 | 0 | 0 | 4 |
| Hofford | 1 | 0 | 0 | 0 | 0 | Gagner | 2 | 0 | 0 | 0 | 0 |
| Creighton | 1 | 0 | 0 | 0 | 0 | Miller | 2 | 0 | 0 | 0 | 0 |
| Engblom | 1 | 0 | 0 | 0 | 0 | Huber | 3 | 0 | 0 | 0 | 2 |
| Playfair | 2 | 0 | 0 | 0 | 2 | MacLellan | 3 | 0 | 0 | 0 | 4 |
| Fenyves | 2 | 0 | 0 | 0 | 0 | Pavelich | 3 | 0 | 0 | 0 | 2 |
| Dykstra | 3 | 0 | 0 | 0 | 0 | Laidlaw | 3 | 0 | 0 | 0 | 4 |
| Foligno | 3 | 0 | 0 | 0 | 2 | TOTALS | 3 | 8 | 14 | 22 | 45 |
| Barrasso | 3 | 0 | 0 | 0 | 4 | | | | | | |
| TOTALS | 3 | 16 | 23 | 39 | 37 | | | | | | |

GWG: Lever, Tucker, Hamel
 PPG: Hamel (2), Perreault, Cyr, Lacombe
 SHG: None

GOALTENDING

| BUFFALO | GP | MINS | GA | EN | SO | AVG. | W-L-T | NY RANG. | GP | MINS | GA | EN | SO | AVG. | W-L-T |
|----------|----|------|----|----|----|------|-------|---------------|----|------|----|----|----|------|-------|
| Barrasso | 3 | 180 | 8 | 0 | 0 | 2.66 | 3-0-0 | Hanlon | 3 | 140 | 12 | 0 | 0 | 5.14 | 0-2-0 |
| | | | | | | | | Vanbiesbrouck | 1 | 40 | 4 | 0 | 0 | 6.00 | 0-1-0 |

Last Buffalo Win in Buffalo: Jan. 31, 1986 (5-3)
 Last Buffalo Win in New York: Dec. 18, 1985 (5-4)

Last NY Rangers Win in New York: Nov. 21, 1984 (3-2)
 Last NY Rangers Win in Buffalo: Dec. 31, 1983 (3-2)



BUFFALO VS. NY ISLANDERS



ALL-TIME RECORDS:

| | GP | W | L | T | GF | GA | PTS |
|-----------------|-----------|-----------|-----------|----------|------------|------------|-----------|
| at Buffalo | 28 | 16 | 8 | 4 | 97 | 74 | 36 |
| at NY Islanders | 28 | 13 | 11 | 4 | 81 | 81 | 30 |
| TOTALS | 56 | 29 | 19 | 8 | 178 | 155 | 66 |

1985-86 SUMMARY:

| | GP | W | L | T | GF | GA | PTS |
|--------------|----|---|---|---|----|----|-----|
| Buffalo | 3 | 2 | 1 | 0 | 12 | 11 | 4 |
| NY Islanders | 3 | 1 | 2 | 0 | 11 | 12 | 2 |

AT BUFFALO

| | | |
|---------|-----------|----------------|
| Dec. 29 | Buffalo 4 | NY Islanders 3 |
|---------|-----------|----------------|

Feb. 21 Buffalo 5

NY Islanders 1

AT NY ISLANDERS

| | | |
|---------|----------------|-----------|
| Dec. 17 | NY Islanders 7 | Buffalo 3 |
|---------|----------------|-----------|

INDIVIDUAL SCORING LEADERS

| BUFFALO | GP | G | A | PTS | PIM | NY ISLANDERS | GP | G | A | PTS | PIM |
|---------------|----------|-----------|-----------|-----------|-----------|---------------|----------|-----------|-----------|-----------|-----------|
| Foligno | 3 | 4 | 1 | 5 | 0 | Bossy | 3 | 2 | 3 | 5 | 0 |
| Housley | 3 | 0 | 4 | 4 | 2 | Tonelli | 3 | 1 | 3 | 4 | 2 |
| Tucker | 3 | 3 | 0 | 3 | 0 | Kottler | 3 | 1 | 3 | 4 | 6 |
| Andreychuk | 3 | 1 | 2 | 3 | 2 | Jonsson | 3 | 2 | 1 | 3 | 4 |
| Cyr | 2 | 1 | 1 | 2 | 9 | LaFontaine | 2 | 2 | 0 | 2 | 0 |
| Virta | 2 | 0 | 2 | 2 | 0 | D. Sutter | 3 | 1 | 1 | 2 | 0 |
| Ramsey | 3 | 0 | 2 | 2 | 0 | Flatley | 3 | 1 | 1 | 2 | 0 |
| Hamel | 3 | 0 | 2 | 2 | 0 | Hamway | 3 | 0 | 2 | 2 | 2 |
| Ruff | 3 | 0 | 2 | 2 | 6 | Boyd | 2 | 1 | 0 | 1 | 2 |
| Smith | 1 | 1 | 0 | 1 | 0 | Diduck | 1 | 0 | 1 | 1 | 0 |
| Lever | 2 | 1 | 0 | 1 | 0 | Smith | 3 | 0 | 1 | 1 | 2 |
| Orlando | 3 | 1 | 0 | 1 | 7 | Haanpaa | 1 | 0 | 0 | 0 | 0 |
| Engblom | 1 | 0 | 1 | 1 | 2 | Kortko | 1 | 0 | 0 | 0 | 0 |
| Dunn | 1 | 0 | 1 | 1 | 0 | Nystrom | 1 | 0 | 0 | 0 | 14 |
| Lacombe | 2 | 0 | 1 | 1 | 2 | Dineen | 2 | 0 | 0 | 0 | 2 |
| Hughes | 3 | 0 | 1 | 1 | 2 | B. Sutter | 2 | 0 | 0 | 0 | 4 |
| Creighton | 1 | 0 | 0 | 0 | 0 | Gillies | 2 | 0 | 0 | 0 | 6 |
| Andersson | 1 | 0 | 0 | 0 | 0 | Boutlier | 2 | 0 | 0 | 0 | 4 |
| Fenyves | 1 | 0 | 0 | 0 | 0 | Persson | 2 | 0 | 0 | 0 | 4 |
| Hofford | 1 | 0 | 0 | 0 | 0 | Potvin | 3 | 0 | 0 | 0 | 6 |
| Gardner | 1 | 0 | 0 | 0 | 0 | Morrow | 3 | 0 | 0 | 0 | 0 |
| Hajt | 1 | 0 | 0 | 0 | 0 | Bourne | 3 | 0 | 0 | 0 | 2 |
| Halkidis | 1 | 0 | 0 | 0 | 4 | Gilbert | 3 | 0 | 0 | 0 | 0 |
| Seiling | 1 | 0 | 0 | 0 | 2 | Makela | 3 | 0 | 0 | 0 | 0 |
| McKenna | 2 | 0 | 0 | 0 | 5 | TOTALS | 3 | 11 | 16 | 27 | 60 |
| Perreault | 2 | 0 | 0 | 0 | 0 | | | | | | |
| Cloutier | 2 | 0 | 0 | 0 | 0 | PPG: Jonsson | | | | | |
| Dykstra | 2 | 0 | 0 | 0 | 5 | GWG: Flatley | | | | | |
| Barrasso | 2 | 0 | 0 | 0 | 0 | SHG: None | | | | | |
| Playfair | 2 | 0 | 0 | 0 | 2 | | | | | | |
| TOTALS | 3 | 12 | 20 | 32 | 48 | | | | | | |

PPG: Tucker, Smith, Foligno, Andreychuk
 GWG: Tucker, Smith
 SHG: None

GOALTENDING

| BUFFALO | GP | MINS | GA | EN | SO | AVG. | W-L-T | NY ISLAND. | GP | MINS | GA | EN | SO | AVG. | W-L-T |
|----------|----|------|----|----|----|------|-------|------------|----|------|----|----|----|------|-------|
| Barrasso | 2 | 93 | 3 | 0 | 0 | 1.93 | 1-0-0 | Smith | 3 | 180 | 12 | 0 | 0 | 4.00 | 1-2-0 |
| Cloutier | 2 | 87 | 8 | 0 | 0 | 5.58 | 1-1-0 | | | | | | | | |

Goals by Period

| | 1 | 2 | 3 | OT | TOT |
|--------------|---|---|---|----|-----|
| Buffalo | 6 | 2 | 4 | 0 | 12 |
| NY Islanders | 5 | 5 | 1 | 0 | 11 |

Last Buffalo Win in Buffalo: Feb. 21, 1986 (5-1)
 Last Buffalo Win in NY Islanders: Jan. 5, 1983 (7-3)

Shots on Goal

| | 1 | 2 | 3 | OT | TOT |
|--------------|----|----|----|----|-----|
| Buffalo | 47 | 35 | 26 | 0 | 108 |
| NY Islanders | 24 | 27 | 17 | 0 | 68 |

Last NY Islanders Win in NY Islanders: Dec. 17, 1985 (7-3)
 Last NY Islanders Win in Buffalo: Mar. 3, 1985 (3-2)



BUFFALO VS. PHILADELPHIA



ALL-TIME RECORDS:

| | GP | W | L | T | GF | GA | PTS |
|-----------------|-----------|-----------|-----------|-----------|------------|------------|-----------|
| at Buffalo | 32 | 15 | 11 | 6 | 110 | 93 | 36 |
| at Philadelphia | 34 | 7 | 21 | 6 | 85 | 126 | 20 |
| TOTALS | 66 | 22 | 32 | 12 | 195 | 219 | 56 |

1985-86 SUMMARY:

| | GP | W | L | T | GF | GA | PTS |
|--------------|----|---|---|---|----|----|-----|
| Buffalo | 3 | 2 | 1 | 0 | 7 | 8 | 4 |
| Philadelphia | 3 | 1 | 2 | 0 | 8 | 7 | 2 |

AT BUFFALO

Feb. 12 Philadel. 4 Buffalo 0

AT PHILADELPHIA

Mar. 4 Buffalo 6 Philadel. 4
Mar. 27 Buffalo 1 Philadel. 0

INDIVIDUAL SCORING LEADERS

| BUFFALO | GP | G | A | PTS | PIM | PHILADELPHIA | GP | G | A | PTS | PIM |
|---------------|----------|----------|-----------|-----------|-----------|--------------------------|----------|----------|-----------|-----------|-----------|
| Smith | 3 | 2 | 0 | 2 | 4 | Eklund | 2 | 1 | 3 | 4 | 0 |
| Foligno | 3 | 2 | 0 | 2 | 2 | Sinisalo | 3 | 2 | 1 | 3 | 0 |
| Perreault | 3 | 1 | 1 | 2 | 0 | Howe | 3 | 0 | 3 | 3 | 0 |
| Creighton | 2 | 1 | 0 | 1 | 0 | Zezel | 3 | 1 | 1 | 2 | 0 |
| Andreychuk | 3 | 1 | 0 | 1 | 2 | Poulin | 3 | 1 | 1 | 2 | 0 |
| Halkidis | 1 | 0 | 1 | 1 | 2 | Crossman | 3 | 1 | 1 | 2 | 0 |
| Dykstra | 2 | 0 | 1 | 1 | 5 | Propp | 3 | 0 | 2 | 2 | 2 |
| Fenyves | 2 | 0 | 1 | 1 | 2 | Brown | 3 | 1 | 0 | 1 | 2 |
| Ramsey | 3 | 0 | 1 | 1 | 0 | Craven | 3 | 1 | 0 | 1 | 2 |
| Housley | 3 | 0 | 1 | 1 | 0 | Stanley | 3 | 0 | 1 | 1 | 4 |
| Cyr | 3 | 0 | 1 | 1 | 2 | Rich Sutter | 3 | 0 | 1 | 1 | 2 |
| Hajt | 3 | 0 | 1 | 1 | 2 | Ron Sutter | 3 | 0 | 1 | 1 | 0 |
| Engblom | 3 | 0 | 1 | 1 | 0 | McCrimmon | 3 | 0 | 1 | 1 | 6 |
| Hamel | 3 | 0 | 1 | 1 | 0 | Resch | 1 | 0 | 0 | 0 | 0 |
| Cloutier | 1 | 0 | 0 | 0 | 2 | Jensen | 1 | 0 | 0 | 0 | 0 |
| Gage | 1 | 0 | 0 | 0 | 0 | Fitzpatrick | 1 | 0 | 0 | 0 | 0 |
| Lacombe | 1 | 0 | 0 | 0 | 2 | Eriksson | 1 | 0 | 0 | 0 | 4 |
| Dunn | 1 | 0 | 0 | 0 | 0 | Smith | 1 | 0 | 0 | 0 | 0 |
| Lever | 1 | 0 | 0 | 0 | 0 | Richter | 2 | 0 | 0 | 0 | 0 |
| Russell | 1 | 0 | 0 | 0 | 0 | Kerr | 2 | 0 | 0 | 0 | 4 |
| Andersson | 1 | 0 | 0 | 0 | 2 | Froese | 3 | 0 | 0 | 0 | 0 |
| Virta | 1 | 0 | 0 | 0 | 0 | Tocchet | 3 | 0 | 0 | 0 | 11 |
| Ruff | 2 | 0 | 0 | 0 | 7 | Carson | 3 | 0 | 0 | 0 | 4 |
| Orlando | 2 | 0 | 0 | 0 | 0 | Marsh | 3 | 0 | 0 | 0 | 0 |
| Barrasso | 2 | 0 | 0 | 0 | 4 | TOTALS | 3 | 8 | 16 | 24 | 39 |
| Seiling | 3 | 0 | 0 | 0 | 2 | PPG: Sinisalo (2), Zezel | | | | | |
| Tucker | 3 | 0 | 0 | 0 | 4 | GWG: Zezel | | | | | |
| TOTALS | 3 | 7 | 10 | 17 | 44 | SHG: None | | | | | |

PPG: None
GWG: Perreault, Creighton
SHG: Smith

GOALTENDING

| BUFFALO | GP | MINS | GA | EN | SO | AVG. | W-L-T | PHILADELPHIA | GP | MINS | GA | EN | SO | AVG. | W-L-T |
|----------|----|------|----|----|----|------|-------|--------------|----|------|----|----|----|------|-------|
| Cloutier | 1 | 60 | 0 | 0 | 1 | 0.00 | 1-0-0 | Resch | 1 | 50 | 1 | 0 | 0 | 1.20 | 0-1-0 |
| Barrasso | 2 | 120 | 8 | 0 | 0 | 4.00 | 1-1-0 | Froese | 3 | 94 | 3 | 0 | 1 | 1.91 | 1-0-0 |
| | | | | | | | | Jensen | 1 | 36 | 2 | 1 | 0 | 3.33 | 0-1-0 |

| Goals by Period | 1 | 2 | 3 | OT | TOT |
|---|---|---|---|----|-----|
| Buffalo | 3 | 2 | 2 | 0 | 7 |
| Philadelphia | 1 | 4 | 3 | 0 | 8 |
| Last Buffalo Win in Buffalo: Jan. 11, 1984 (6-2) | | | | | |
| Last Buffalo Win in Philadelphia: Mar. 27, 1986 (1-0) | | | | | |
| Sabres' are 5-0-0 in last 5 games in Philadelphia | | | | | |

| Shots on Goal | 1 | 2 | 3 | OT | TOT |
|--|----|----|----|----|-----|
| Buffalo | 27 | 24 | 26 | 0 | 77 |
| Philadelphia | 24 | 34 | 37 | 0 | 95 |
| Last Flyers Win in Philadelphia: Oct. 14, 1982 (4-2) | | | | | |
| Last Flyers Win in Buffalo: Feb. 12, 1986 (4-0) | | | | | |



BUFFALO VS. PITTSBURGH



ALL-TIME RECORDS:

| | GP | W | L | T | GF | GA | PTS |
|---------------|-----------|-----------|-----------|-----------|------------|------------|-----------|
| at Buffalo | 34 | 19 | 4 | 11 | 156 | 83 | 49 |
| at Pittsburgh | 35 | 12 | 11 | 12 | 128 | 125 | 36 |
| TOTALS | 69 | 31 | 15 | 23 | 284 | 208 | 85 |

1985-86 SUMMARY:

| | GP | W | L | T | GF | GA | PTS |
|------------|----|---|---|---|----|----|-----|
| Buffalo | 3 | 0 | 2 | 1 | 6 | 11 | 1 |
| Pittsburgh | 3 | 2 | 0 | 1 | 11 | 6 | 5 |

AT BUFFALO

Dec. 6 Pittsburgh 3 Buffalo 1

AT PITTSBURGH

Jan. 11 Buffalo 3 Pittsburgh 3
Feb. 26 Pittsburgh 5 Buffalo 2

INDIVIDUAL SCORING LEADERS

| BUFFALO | GP | G | A | PTS | PIM | PITTSBURGH | GP | G | A | PTS | PIM |
|---------------|----------|----------|----------|-----------|-----------|--------------------------------|----------|-----------|-----------|-----------|-----------|
| Halkidis | 2 | 1 | 2 | 3 | 7 | Lemieux | 3 | 4 | 2 | 6 | 2 |
| Dykstra | 2 | 1 | 1 | 2 | 2 | Bullard | 2 | 1 | 3 | 4 | 0 |
| Foligno | 3 | 1 | 1 | 2 | 11 | Shedden | 3 | 1 | 2 | 3 | 2 |
| Andreychuk | 3 | 1 | 1 | 2 | 2 | Mantha | 3 | 0 | 3 | 3 | 2 |
| Hamel | 3 | 1 | 0 | 1 | 0 | Errey | 1 | 2 | 0 | 2 | 0 |
| Seiling | 3 | 1 | 0 | 1 | 4 | Chabot | 3 | 1 | 1 | 2 | 0 |
| Gage | 1 | 0 | 1 | 1 | 0 | Hannan | 3 | 1 | 1 | 2 | 2 |
| Hajt | 2 | 0 | 1 | 1 | 0 | Bodger | 3 | 0 | 2 | 2 | 0 |
| Tucker | 3 | 0 | 1 | 1 | 0 | Ruskowski | 3 | 0 | 2 | 2 | 14 |
| Virta | 1 | 0 | 0 | 0 | 0 | Siren | 3 | 1 | 0 | 1 | 2 |
| Smith | 1 | 0 | 0 | 0 | 0 | Cunneynworth | 3 | 0 | 1 | 1 | 4 |
| Engblom | 1 | 0 | 0 | 0 | 0 | Lindstrom | 3 | 0 | 1 | 1 | 0 |
| Lacombe | 1 | 0 | 0 | 0 | 0 | Schmidt | 3 | 0 | 1 | 1 | 0 |
| Reekie | 1 | 0 | 0 | 0 | 4 | Frawley | 3 | 0 | 1 | 1 | 10 |
| Dunn | 1 | 0 | 0 | 0 | 0 | Meloche | 1 | 0 | 0 | 0 | 0 |
| Lever | 1 | 0 | 0 | 0 | 0 | Loney | 1 | 0 | 0 | 0 | 7 |
| Playfair | 1 | 0 | 0 | 0 | 0 | McGeough | 1 | 0 | 0 | 0 | 2 |
| Andersson | 1 | 0 | 0 | 0 | 0 | Nolan | 1 | 0 | 0 | 0 | 0 |
| Hughes | 2 | 0 | 0 | 0 | 0 | Romano | 2 | 0 | 0 | 0 | 0 |
| Orlando | 2 | 0 | 0 | 0 | 0 | Blaisdell | 3 | 0 | 0 | 0 | 0 |
| Ruff | 2 | 0 | 0 | 0 | 0 | Simpson | 3 | 0 | 0 | 0 | 0 |
| McKenna | 2 | 0 | 0 | 0 | 2 | Buskas | 3 | 0 | 0 | 0 | 7 |
| Barrasso | 3 | 0 | 0 | 0 | 2 | Johnson | 3 | 0 | 0 | 0 | 2 |
| Cyr | 3 | 0 | 0 | 0 | 12 | TOTALS | 3 | 11 | 20 | 31 | 56 |
| Perreault | 3 | 0 | 0 | 0 | 0 | PPG: Shedden, Lemieux, Bullard | | | | | |
| Fenyves | 3 | 0 | 0 | 0 | 2 | GWG: Hannan, Lemieux | | | | | |
| Housley | 3 | 0 | 0 | 0 | 0 | SHG: None | | | | | |
| Ramsey | 3 | 0 | 0 | 0 | 16 | | | | | | |
| TOTALS | 3 | 6 | 8 | 14 | 64 | | | | | | |

PPG: None
GWG: None
SHG: Dykstra

GOALTENDING

| BUFFALO | GP | MINS | GA | EN | SO | AVG. | W-L-T | PITTSBURGH | GP | MINS | GA | EN | SO | AVG. | W-L-T |
|----------|----|------|----|----|----|------|-------|------------|----|------|----|----|----|------|-------|
| Barrasso | 3 | 185 | 10 | 1 | 0 | 3.24 | 0-2-1 | Romano | 2 | 81 | 2 | 0 | 0 | 1.48 | 1-0-0 |
| | | | | | | | | Meloche | 2 | 104 | 4 | 0 | 0 | 2.31 | 1-0-1 |

| Goals by Period | 1 | 2 | 3 | OT | TOT |
|---|---|---|---|----|-----|
| Buffalo | 1 | 0 | 5 | 0 | 6 |
| Pittsburgh | 3 | 3 | 5 | 0 | 11 |
| Last Buffalo Win in Buffalo: Mar. 22, 1985 (3-1) | | | | | |
| Last Buffalo Win in Pittsburgh: Feb. 8, 1984 (6-5) OT | | | | | |

| Shots on Goal | 1 | 2 | 3 | OT | TOT |
|--|----|----|----|----|-----|
| Buffalo | 23 | 26 | 31 | 2 | 73 |
| Pittsburgh | 26 | 32 | 30 | 3 | 91 |
| Last Pittsburgh Win in Pittsburgh: Feb. 26, 1986 (5-2) | | | | | |
| Last Pittsburgh Win in Buffalo: Dec. 3, 1985 (3-1) | | | | | |



BUFFALO VS. QUEBEC



ALL-TIME RECORDS:

| | GP | W | L | T | GF | GA | PTS |
|---------------|-----------|-----------|-----------|----------|------------|------------|-----------|
| at Buffalo | 24 | 14 | 6 | 4 | 100 | 80 | 32 |
| at Quebec | 24 | 7 | 15 | 2 | 70 | 94 | 16 |
| TOTALS | 48 | 21 | 21 | 6 | 170 | 174 | 48 |

1985-86

SUMMARY:

| | GP | W | L | T | GF | GA | PTS |
|---------|----|---|---|---|----|----|-----|
| Buffalo | 8 | 4 | 4 | 0 | 35 | 34 | 8 |
| Quebec | 8 | 4 | 4 | 0 | 34 | 35 | 8 |

AT BUFFALO

| | | |
|---------|-----------|-----------|
| Nov. 22 | Buffalo 7 | Quebec 5 |
| Dec. 15 | Buffalo 6 | Quebec 2 |
| Feb. 2 | Buffalo 5 | Quebec 3 |
| Feb. 28 | Quebec 6 | Buffalo 2 |

AT QUEBEC

| | | |
|---------|-----------|-----------|
| Nov. 16 | Quebec 3 | Buffalo 1 |
| Dec. 10 | Quebec 7 | Buffalo 3 |
| Jan. 25 | Quebec 4 | Buffalo 3 |
| Mar. 1 | Buffalo 8 | Quebec 4 |

INDIVIDUAL SCORING LEADERS

| BUFFALO | P | G | A | PTS | PIM | QUEBEC | GP | G | A | PTS | PIM |
|---------------|----------|-----------|-----------|-----------|------------|---------------|----------|-----------|-----------|-----------|------------|
| Andreychuk | 8 | 3 | 9 | 12 | 4 | Goulet | 8 | 1 | 9 | 10 | 8 |
| Foligno | 8 | 3 | 6 | 9 | 50 | P. Stastny | 7 | 4 | 3 | 7 | 2 |
| Tucker | 8 | 3 | 6 | 9 | 15 | Anderson | 8 | 1 | 6 | 7 | 0 |
| Hamel | 7 | 2 | 5 | 7 | 4 | Ashton | 8 | 4 | 2 | 6 | 16 |
| Cyr | 7 | 3 | 3 | 6 | 13 | Gillis | 8 | 3 | 3 | 6 | 29 |
| Housley | 7 | 1 | 5 | 6 | 8 | Sauve | 8 | 1 | 5 | 6 | 0 |
| Ruff | 6 | 5 | 0 | 5 | 53 | Hunter | 8 | 5 | 0 | 5 | 46 |
| Perreault | 6 | 4 | 1 | 5 | 4 | Moller | 8 | 1 | 4 | 5 | 38 |
| Hajt | 5 | 0 | 5 | 5 | 2 | A. Stastny | 6 | 0 | 5 | 5 | 7 |
| Ramsey | 8 | 3 | 1 | 4 | 10 | Paiement | 6 | 4 | 0 | 4 | 24 |
| Gage | 2 | 3 | 0 | 3 | 0 | Shaw | 8 | 2 | 2 | 4 | 22 |
| Seiling | 8 | 1 | 2 | 3 | 27 | Picard | 3 | 1 | 3 | 4 | 2 |
| McKenna | 5 | 1 | 1 | 2 | 2 | Cote | 8 | 1 | 3 | 4 | 13 |
| Smith | 3 | 0 | 2 | 2 | 11 | Brown | 3 | 2 | 1 | 3 | 2 |
| Dykstra | 5 | 0 | 2 | 2 | 12 | Kumpel | 3 | 0 | 3 | 3 | 0 |
| Dunn | 2 | 1 | 0 | 1 | 0 | Poudrier | 3 | 1 | 1 | 2 | 0 |
| Lever | 4 | 1 | 0 | 1 | 2 | Malone | 4 | 1 | 1 | 2 | 4 |
| Hughes | 7 | 1 | 0 | 1 | 6 | Price | 5 | 0 | 2 | 2 | 23 |
| Andersson | 2 | 0 | 1 | 1 | 0 | Babych | 1 | 1 | 0 | 1 | 7 |
| Virta | 5 | 0 | 1 | 1 | 0 | Donnelly | 6 | 1 | 0 | 1 | 10 |
| Fenyves | 5 | 0 | 1 | 1 | 9 | Marois | 2 | 0 | 1 | 1 | 11 |
| Orlando | 5 | 0 | 1 | 1 | 4 | Patrick | 2 | 0 | 1 | 1 | 0 |
| Halkidis | 6 | 0 | 1 | 1 | 29 | Malarchuk | 4 | 0 | 1 | 1 | 2 |
| Barrasso | 5 | 0 | 1 | 1 | 4 | Eagles | 5 | 0 | 1 | 1 | 0 |
| Puppa | 1 | 0 | 0 | 0 | 0 | Sevigny | 1 | 0 | 0 | 0 | 2 |
| Cloutier | 2 | 0 | 0 | 0 | 0 | Rochefort | 2 | 0 | 0 | 0 | 0 |
| Lacombe | 2 | 0 | 0 | 0 | 0 | Finn | 2 | 0 | 0 | 0 | 0 |
| Hofford | 2 | 0 | 0 | 0 | 5 | Gosselin | 3 | 0 | 0 | 0 | 0 |
| Langevin | 2 | 0 | 0 | 0 | 5 | Mann | 6 | 0 | 0 | 0 | 44 |
| Engblom | 3 | 0 | 0 | 0 | 2 | Delorme | 6 | 0 | 0 | 0 | 4 |
| Playfair | 5 | 0 | 0 | 0 | 24 | TOTALS | 8 | 34 | 57 | 91 | 316 |
| TOTALS | 8 | 35 | 54 | 89 | 315 | | | | | | |

PPG: Gage (3), Tucker (2), Ruff (2), Andreychuk, Perreault, Ramsey
 GWG: Foligno, Ruff, Perreault, Hamel
 SHG: Lever, Foligno, Hamel, Perreault

PPG: Ashton (2), Hunter (2), P. Stastny (2), Paiement (2), Sauve
 GWG: Shaw, Ashton, Moller, Poudrier
 SHG: Cote, Picard

GOALTENDING

| BUFFALO | GP | MINS | GA | EN | SO | AVG. | W-L-T | QUEBEC | GP | MINS | GA | EN | SO | AVG. | W-L-T |
|---|----------|----------|----------|-----------|------------|------|-------|---|----------|----------|----------|-----------|------------|------|-------|
| Barrasso | 6 | 320 | 19 | 0 | 0 | 3.56 | 4-1-0 | Sevigny | 1 | 60 | 2 | 0 | 0 | 2.00 | 1-0-0 |
| Cloutier | 2 | 120 | 10 | 0 | 0 | 5.00 | 0-2-0 | Gosselin | 3 | 180 | 10 | 1 | 0 | 3.33 | 2-1-0 |
| Puppa | 1 | 40 | 5 | 0 | 0 | 7.50 | 0-1-0 | Malarchuk | 4 | 240 | 22 | 0 | 0 | 5.00 | 1-3-0 |
| Goals by Period | 1 | 2 | 3 | OT | TOT | | | Shots on Goal | 1 | 2 | 3 | OT | TOT | | |
| Buffalo | 9 | 18 | 8 | 0 | 35 | | | Buffalo | 77 | 87 | 72 | 0 | 236 | | |
| Quebec | 12 | 12 | 10 | 0 | 34 | | | Quebec | 95 | 78 | 76 | 0 | 249 | | |
| Last Buffalo Win in Buffalo: Feb. 2, 1986 (5-3) | | | | | | | | Last Quebec Win in Quebec: Jan. 25, 1986 (4-3) | | | | | | | |
| Last Buffalo Win in Quebec: Mar. 1, 1986 (8-4) | | | | | | | | Last Quebec Win in Buffalo: Feb. 28, 1986 (6-2) | | | | | | | |
| Sabres' are 1-8-1 in Last 10 Games in Quebec | | | | | | | | | | | | | | | |



BUFFALO VS. ST. LOUIS



ALL-TIME RECORDS:

| | GP | W | L | T | GF | GA | PTS |
|---------------|-----------|-----------|-----------|----------|------------|------------|-----------|
| at Buffalo | 32 | 22 | 6 | 4 | 137 | 93 | 48 |
| at St. Louis | 33 | 9 | 19 | 5 | 85 | 126 | 23 |
| TOTALS | 65 | 31 | 25 | 9 | 222 | 219 | 71 |

1985-86

SUMMARY:

| | GP | W | L | T | GF | GA | PTS |
|-----------|----|---|---|---|----|----|-----|
| Buffalo | 3 | 2 | 1 | 0 | 13 | 10 | 4 |
| St. Louis | 3 | 1 | 2 | 0 | 10 | 13 | 2 |

AT BUFFALO

| | | |
|--------|-----------|-------------|
| Nov. 8 | Buffalo 5 | St. Louis 4 |
|--------|-----------|-------------|

AT ST. LOUIS

| | | |
|---------|-------------|--------------|
| Dec. 4 | Buffalo 6 | St. Louis 3 |
| Mar. 11 | St. Louis 3 | Buffalo 2 OT |

INDIVIDUAL SCORING LEADERS

| BUFFALO | GP | G | A | PTS | PIM | ST. LOUIS | GP | G | A | PTS | PIM |
|---------------|----------|-----------|-----------|-----------|-----------|---------------|----------|-----------|-----------|-----------|-----------|
| Seiling | 3 | 3 | 3 | 6 | 0 | Hunter | 3 | 1 | 3 | 4 | 4 |
| Tucker | 2 | 2 | 2 | 4 | 0 | Federko | 3 | 1 | 2 | 3 | 2 |
| Andreychuk | 3 | 2 | 2 | 4 | 2 | Flockhart | 3 | 1 | 2 | 3 | 0 |
| Hamel | 3 | 1 | 2 | 3 | 0 | Norwood | 3 | 0 | 3 | 3 | 2 |
| Perreault | 3 | 0 | 3 | 3 | 0 | Sutter | 2 | 2 | 0 | 2 | 0 |
| Foligno | 3 | 2 | 0 | 2 | 0 | Barr | 3 | 2 | 0 | 2 | 7 |
| Housley | 3 | 1 | 1 | 2 | 2 | Nattress | 3 | 0 | 2 | 2 | 0 |
| Cyr | 2 | 0 | 2 | 2 | 4 | Bourgeois | 1 | 1 | 0 | 1 | 0 |
| Hajt | 3 | 0 | 2 | 2 | 0 | Lavallee | 3 | 1 | 0 | 1 | 0 |
| Engblom | 1 | 1 | 0 | 1 | 0 | Gilmour | 3 | 1 | 0 | 1 | 0 |
| Hughes | 1 | 1 | 0 | 1 | 0 | Mullen | 2 | 0 | 1 | 1 | 0 |
| Halkidis | 2 | 0 | 1 | 1 | 11 | Reeds | 3 | 0 | 1 | 1 | 0 |
| Fenyves | 3 | 0 | 1 | 1 | 2 | Pavese | 3 | 0 | 1 | 1 | 0 |
| Barrasso | 3 | 0 | 1 | 1 | 2 | Meagher | 3 | 0 | 1 | 1 | 0 |
| Creighton | 1 | 0 | 0 | 0 | 0 | Ramage | 3 | 0 | 1 | 1 | 0 |
| Davis | 1 | 0 | 0 | 0 | 0 | Beers | 1 | 0 | 0 | 0 | 2 |
| Dunn | 1 | 0 | 0 | 0 | 0 | Cavallini | 1 | 0 | 0 | 0 | 4 |
| Smith | 1 | 0 | 0 | 0 | 2 | Wickenheiser | 1 | 0 | 0 | 0 | 0 |
| Russell | 1 | 0 | 0 | 0 | 0 | Cyr | 1 | 0 | 0 | 0 | 0 |
| Ruff | 1 | 0 | 0 | 0 | 2 | Raglan | 1 | 0 | 0 | 0 | 0 |
| Virta | 1 | 0 | 0 | 0 | 0 | Carlson | 1 | 0 | 0 | 0 | 2 |
| Playfair | 2 | 0 | 0 | 0 | 0 | Johnson | 2 | 0 | 0 | 0 | 0 |
| Orlando | 2 | 0 | 0 | 0 | 0 | Paslowski | 2 | 0 | 0 | 0 | 0 |
| McKenna | 2 | 0 | 0 | 0 | 0 | Bell | 3 | 0 | 0 | 0 | 0 |
| Andersson | 3 | 0 | 0 | 0 | 0 | Millen | 3 | 0 | 0 | 0 | 0 |
| Ramsey | 3 | 0 | 0 | 0 | 0 | TOTALS | 3 | 10 | 17 | 27 | 23 |
| Dykstra | 3 | 0 | 0 | 0 | 0 | | | | | | |
| TOTALS | 3 | 13 | 20 | 33 | 27 | | | | | | |

PPG: Andreychuk
 GWG: Foligno, Seiling
 SHG: None

GOALTENDING

| BUFFALO | GP | MINS | GA | EN | SO | AVG. | W-L-T | BLUES | GP | MINS | GA | EN | SO | AVG. | W-L-T |
|---|----------|----------|----------|-----------|------------|------|-------|---|----------|----------|----------|-----------|------------|------|-------|
| Barrasso | 3 | 182 | 10 | 0 | 0 | 3.30 | 2-1-0 | Millen | 3 | 182 | 12 | 1 | 0 | 3.95 | 1-2-0 |
| Goals by Period | 1 | 2 | 3 | OT | TOT | | | Shots on Goal | 1 | 2 | 3 | OT | TOT | | |
| Buffalo | 4 | 3 | 6 | 0 | 13 | | | Buffalo | 29 | 22 | 28 | 1 | 80 | | |
| St. Louis | 6 | 2 | 1 | 1 | 10 | | | St. Louis | 32 | 28 | 24 | 1 | 85 | | |
| Last Buffalo Win in Buffalo: Nov. 8, 1985 (5-4) | | | | | | | | Last St. Louis Win in St. Louis: Mar. 11, 1986 (3-2 OT) | | | | | | | |
| Last Buffalo Win in St. Louis: Dec. 4, 1985 (6-3) | | | | | | | | Last St. Louis Win in Buffalo: Feb. 22, 1985 (4-1) | | | | | | | |



BUFFALO VS. TORONTO



ALL-TIME RECORDS:

| | GP | W | L | T | GF | GA | PTS |
|---------------|-----------|-----------|-----------|----------|------------|------------|-----------|
| at Buffalo | 40 | 25 | 13 | 2 | 170 | 110 | 52 |
| at Toronto | 38 | 16 | 16 | 6 | 130 | 123 | 38 |
| TOTALS | 78 | 41 | 29 | 8 | 300 | 233 | 90 |

1985-86 SUMMARY:

| | GP | W | L | T | GF | GA | PTS |
|---------|----|---|---|---|----|----|-----|
| Buffalo | 3 | 1 | 2 | 0 | 14 | 15 | 2 |
| Toronto | 3 | 2 | 1 | 0 | 15 | 14 | 2 |

AT BUFFALO

| | | |
|---------|-----------|-----------|
| Nov. 17 | Toronto 5 | Buffalo 3 |
| Jan. 10 | Buffalo 9 | Toronto 7 |

AT TORONTO

| | | |
|---------|-----------|--------------|
| Nov. 30 | Toronto 3 | Buffalo 2 OT |
|---------|-----------|--------------|

INDIVIDUAL SCORING LEADERS

| BUFFALO | GP | G | A | PTS | PIM | TORONTO | GP | G | A | PTS | PIM |
|---------------|----------|-----------|-----------|-----------|-----------|---------------|----------|-----------|-----------|-----------|-----------|
| Foligno | 3 | 2 | 3 | 5 | 2 | Thomas | 2 | 3 | 2 | 5 | 0 |
| Tucker | 3 | 4 | 0 | 4 | 2 | Clark | 2 | 2 | 2 | 4 | 0 |
| Perreault | 3 | 2 | 2 | 4 | 0 | Frycer | 3 | 3 | 0 | 3 | 11 |
| Andreychuk | 3 | 2 | 1 | 3 | 0 | Stastny | 2 | 1 | 2 | 3 | 0 |
| Housley | 3 | 0 | 3 | 3 | 9 | P. Ilnacak | 3 | 2 | 1 | 3 | 2 |
| Hamel | 3 | 1 | 1 | 2 | 7 | Fergus | 3 | 1 | 2 | 3 | 0 |
| Dykstra | 3 | 0 | 2 | 2 | 5 | Nylund | 3 | 1 | 1 | 2 | 9 |
| McKenna | 3 | 0 | 2 | 2 | 2 | Maxwell | 2 | 0 | 2 | 2 | 6 |
| Lacombe | 1 | 1 | 0 | 1 | 0 | Smith | 2 | 0 | 2 | 2 | 0 |
| Orlando | 2 | 1 | 0 | 1 | 0 | Iafate | 3 | 0 | 2 | 2 | 0 |
| Ruff | 2 | 1 | 0 | 1 | 6 | M. Ilnacak | 1 | 1 | 0 | 1 | 0 |
| Barrasso | 1 | 0 | 1 | 1 | 0 | Leeman | 3 | 1 | 0 | 1 | 2 |
| Andersson | 1 | 0 | 1 | 1 | 0 | Gill | 1 | 0 | 1 | 1 | 7 |
| Dunn | 1 | 0 | 1 | 1 | 0 | Kotsopoulos | 3 | 0 | 1 | 1 | 11 |
| Virta | 2 | 0 | 1 | 1 | 2 | Bernhardt | 1 | 0 | 0 | 0 | 0 |
| Seiling | 2 | 0 | 1 | 1 | 0 | Hodgson | 1 | 0 | 0 | 0 | 0 |
| Playfair | 3 | 0 | 1 | 1 | 7 | Brubaker | 1 | 0 | 0 | 0 | 2 |
| Cyr | 3 | 0 | 1 | 1 | 12 | McAdam | 1 | 0 | 0 | 0 | 0 |
| Ramsey | 3 | 0 | 1 | 1 | 0 | Vaive | 1 | 0 | 0 | 0 | 0 |
| Reekie | 1 | 0 | 0 | 0 | 6 | Poddubny | 1 | 0 | 0 | 0 | 0 |
| Hughes | 1 | 0 | 0 | 0 | 0 | Edwards | 2 | 0 | 0 | 0 | 0 |
| Langevin | 1 | 0 | 0 | 0 | 2 | Wesley | 2 | 0 | 0 | 0 | 0 |
| Fenyves | 2 | 0 | 0 | 0 | 0 | McGill | 2 | 0 | 0 | 0 | 0 |
| Hajt | 2 | 0 | 0 | 0 | 2 | Benning | 3 | 0 | 0 | 0 | 2 |
| Puppa | 2 | 0 | 0 | 0 | 0 | Terrion | 3 | 0 | 0 | 0 | 0 |
| Halkidis | 3 | 0 | 0 | 0 | 0 | Courtall | 3 | 0 | 0 | 0 | 4 |
| TOTALS | 3 | 14 | 22 | 36 | 64 | TOTALS | 3 | 15 | 18 | 33 | 56 |

PPG: Lacombe

GWG: Tucker (2), Foligno, Ruff

SHG: Hamel

PPG: Clark, M. Ilnacak

GWG: Thomas, Frycer

SHG: None

GOALTENDING

| BUFFALO | GP | MINS | GA | EN | SO | AVG. | W-L-T | TORONTO | GP | MINS | GA | EN | SO | AVG. | W-L-T |
|----------|----|------|----|----|----|------|-------|-----------|----|------|----|----|----|------|-------|
| Barrasso | 1 | 60 | 7 | 0 | 0 | 7.00 | 1-0-0 | Edwards | 2 | 120 | 5 | 0 | 0 | 2.50 | 2-0-0 |
| Puppa | 2 | 120 | 8 | 0 | 0 | 4.00 | 0-2-0 | Bernhardt | 1 | 60 | 9 | 0 | 0 | 9.00 | 0-1-0 |

Goals by Period

| | 1 | 2 | 3 | OT | TOT |
|---------|---|---|---|----|-----|
| Buffalo | 4 | 6 | 4 | 0 | 14 |
| Toronto | 1 | 4 | 9 | 1 | 15 |

Last Buffalo Win in Buffalo: Jan. 10, 1986 (9-7)

Last Buffalo Win in Toronto: Apr. 6, 1985 (5-2)

Shots on Goal

| | 1 | 2 | 3 | OT | TOT |
|---------|----|----|----|----|-----|
| Buffalo | 36 | 33 | 28 | 1 | 98 |
| Toronto | 22 | 31 | 27 | 2 | 82 |

Last Toronto Win in Toronto: Nov. 30, 1985 (3-2 OT)

Last Toronto Win in Buffalo: Nov. 17, 1985 (5-3)



BUFFALO VS. VANCOUVER



ALL-TIME RECORDS:

| | GP | W | L | T | GF | GA | PTS |
|---------------|-----------|-----------|-----------|-----------|------------|------------|-----------|
| at Buffalo | 33 | 19 | 6 | 8 | 121 | 83 | 46 |
| at Vancouver | 34 | 10 | 17 | 7 | 107 | 128 | 27 |
| TOTALS | 67 | 29 | 23 | 15 | 228 | 211 | 73 |

1985-86 SUMMARY:

| | GP | W | L | T | GF | GA | PTS |
|-----------|----|---|---|---|----|----|-----|
| Buffalo | 3 | 2 | 1 | 0 | 11 | 13 | 4 |
| Vancouver | 3 | 1 | 2 | 0 | 13 | 11 | 2 |

AT BUFFALO

| | | |
|---------|-----------|-------------|
| Oct. 25 | Buffalo 5 | Vancouver 4 |
|---------|-----------|-------------|

AT VANCOUVER

| | | |
|---------|-------------|-------------|
| Nov. 2 | Vancouver 6 | Buffalo 2 |
| Mar. 19 | Buffalo 4 | Vancouver 3 |

INDIVIDUAL SCORING LEADERS

| BUFFALO | GP | G | A | PTS | PIM | VANCOUVER | GP | G | A | PTS | PIM |
|---------------|----------|-----------|-----------|-----------|-----------|------------------------|----------|-----------|-----------|-----------|-----------|
| Perreault | 3 | 2 | 2 | 4 | 2 | Skriko | 3 | 4 | 1 | 5 | 0 |
| Orlando | 2 | 2 | 1 | 3 | 0 | Tanti | 3 | 3 | 2 | 5 | 0 |
| Andreychuk | 3 | 2 | 1 | 3 | 0 | Smyl | 3 | 3 | 2 | 5 | 12 |
| Andersson | 2 | 1 | 2 | 3 | 0 | Sundstrom | 3 | 1 | 4 | 5 | 2 |
| Housley | 3 | 1 | 2 | 3 | 0 | Lidster | 3 | 1 | 1 | 2 | 2 |
| Dykstra | 3 | 0 | 3 | 3 | 0 | Gradin | 3 | 0 | 2 | 2 | 4 |
| Foligno | 3 | 1 | 1 | 2 | 11 | Bubla | 3 | 0 | 2 | 2 | 2 |
| McKenna | 1 | 1 | 0 | 1 | 0 | Sandlak | 2 | 1 | 0 | 1 | 0 |
| Cyr | 2 | 1 | 0 | 1 | 7 | Daigneault | 1 | 0 | 1 | 1 | 0 |
| Hughes | 2 | 0 | 1 | 1 | 2 | Tambellini | 2 | 0 | 1 | 1 | 2 |
| Ruff | 2 | 0 | 1 | 1 | 12 | Lowry | 3 | 0 | 1 | 1 | 2 |
| Ramsey | 2 | 0 | 1 | 1 | 0 | Butcher | 3 | 0 | 1 | 1 | 2 |
| Hamel | 3 | 0 | 1 | 1 | 0 | Lanz | 3 | 0 | 1 | 1 | 4 |
| Hajt | 3 | 0 | 1 | 1 | 2 | Hall | 1 | 0 | 0 | 0 | 0 |
| Dunn | 1 | 0 | 0 | 0 | 0 | Lemay | 1 | 0 | 0 | 0 | 2 |
| Creighton | 1 | 0 | 0 | 0 | 0 | Lupul | 1 | 0 | 0 | 0 | 0 |
| Davis | 1 | 0 | 0 | 0 | 0 | Crawford | 1 | 0 | 0 | 0 | 2 |
| Engblom | 1 | 0 | 0 | 0 | 0 | Coxe | 1 | 0 | 0 | 0 | 0 |
| Russell | 1 | 0 | 0 | 0 | 2 | Young | 1 | 0 | 0 | 0 | 0 |
| Smith | 1 | 0 | 0 | 0 | 0 | Brodeur | 2 | 0 | 0 | 0 | 0 |
| Fenyves | 1 | 0 | 0 | 0 | 0 | Halward | 2 | 0 | 0 | 0 | 0 |
| Virta | 2 | 0 | 0 | 0 | 0 | Lanthier | 3 | 0 | 0 | 0 | 0 |
| Tucker | 2 | 0 | 0 | 0 | 4 | Cochrane | 3 | 0 | 0 | 0 | 7 |
| Langevin | 2 | 0 | 0 | 0 | 11 | Neely | 3 | 0 | 0 | 0 | 14 |
| Halkidis | 2 | 0 | 0 | 0 | 15 | Peterson | 3 | 0 | 0 | 0 | 6 |
| Playfair | 2 | 0 | 0 | 0 | 8 | TOTALS | 3 | 13 | 19 | 32 | 63 |
| Barrasso | 3 | 0 | 0 | 0 | 4 | PPG: Skriko (3), Tanti | | | | | |
| Seiling | 3 | 0 | 0 | 0 | 2 | GWG: Sundstrom | | | | | |
| TOTALS | 3 | 11 | 17 | 28 | 82 | SHG: Sunstrom | | | | | |

PPG: Andreychuk

GWG: McKenna, Housley

SHG: Orlando

GOALTENDING

| BUFFALO | GP | MINS | GA | EN | SO | AVG. | W-L-T | VANCOUVER | GP | MINS | GA | EN | SO | AVG. | W-L-T |
|----------|----|------|----|----|----|------|-------|-----------|----|------|----|----|----|------|-------|
| Barrasso | 3 | 180 | 13 | 0 | 0 | 4.33 | 2-1-0 | Brodeur | 2 | 120 | 7 | 0 | 0 | 3.50 | 1-1-0 |
| | | | | | | | | Young | 1 | 60 | 4 | 0 | 0 | 4.00 | 0-1-0 |

Goals by Period

| | 1 | 2 | 3 | OT | TOT |
|-----------|---|---|---|----|-----|
| Buffalo | 3 | 4 | 4 | 0 | 11 |
| Vancouver | 7 | 2 | 4 | 0 | 13 |

Last Buffalo Win in Buffalo: Oct. 25, 1985 (5-4)

Last Buffalo Win in Vancouver: Mar. 19, 1986 (4-3)

Shots on Goal

| | 1 | 2 | 3 | OT | TOT |
|-----------|----|----|----|----|-----|
| Buffalo | 27 | 29 | 24 | 0 | 80 |
| Vancouver | 30 | 21 | 25 | 0 | 76 |

Last Vancouver Win in Vancouver: Nov. 2, 1985 (6-2)

Last Vancouver Win in Buffalo: Mar. 20, 1985 (5-4)



BUFFALO VS. WASHINGTON



ALL-TIME RECORDS:

| | GP | W | L | T | GF | GA | PTS |
|---------------|-----------|-----------|----------|----------|------------|------------|-----------|
| at Buffalo | 24 | 19 | 2 | 3 | 110 | 56 | 41 |
| at Washington | 23 | 17 | 2 | 4 | 107 | 58 | 38 |
| TOTALS | 47 | 36 | 4 | 7 | 217 | 114 | 79 |

1985-86 SUMMARY:

| | GP | W | L | T | GF | GA | PTS |
|------------|----|---|---|---|----|----|-----|
| Buffalo | 3 | 1 | 1 | 1 | 7 | 7 | 3 |
| Washington | 3 | 1 | 1 | 1 | 7 | 7 | 3 |

AT BUFFALO

| | | |
|---------|--------------|--------------|
| Oct. 18 | Washington 4 | Buffalo 1 |
| Feb. 23 | Buffalo 4 | Washington 1 |

AT WASHINGTON

| | | |
|---------|-----------|--------------|
| Oct. 19 | Buffalo 2 | Washington 2 |
|---------|-----------|--------------|

INDIVIDUAL SCORING LEADERS

| BUFFALO | GP | G | A | PTS | PIM | WASHINGTON | GP | G | A | PTS | PIM |
|-----------------|----------|----------|-----------|-----------|-----------|-------------------------------|----------|----------|-----------|-----------|-----------|
| Foligno | 3 | 3 | 0 | 3 | 8 | Gartner | 3 | 2 | 2 | 4 | 2 |
| Ramsey | 3 | 2 | 1 | 3 | 7 | Christian | 3 | 0 | 3 | 3 | 0 |
| Cyr | 1 | 1 | 1 | 2 | 2 | Duchesne | 3 | 2 | 0 | 2 | 0 |
| Tucker | 3 | 0 | 2 | 2 | 0 | Carpenter | 3 | 1 | 1 | 2 | 8 |
| Andreychuk | 3 | 1 | 0 | 1 | 4 | Murphy | 3 | 1 | 1 | 2 | 4 |
| Engblom | 1 | 0 | 1 | 1 | 0 | Adams | 3 | 1 | 0 | 1 | 6 |
| Gage | 1 | 0 | 1 | 1 | 0 | Laughlin | 2 | 0 | 1 | 1 | 2 |
| Smith | 1 | 0 | 1 | 1 | 4 | Andersson | 3 | 0 | 1 | 1 | 0 |
| McKenna | 2 | 0 | 1 | 1 | 2 | Gustafsson | 3 | 0 | 1 | 1 | 2 |
| Perreault | 2 | 0 | 1 | 1 | 0 | Veitch | 3 | 0 | 1 | 1 | 0 |
| Hamel | 3 | 0 | 1 | 1 | 0 | Hatcher | 3 | 0 | 1 | 1 | 0 |
| Ruff | 3 | 0 | 1 | 1 | 7 | Jensen | 1 | 0 | 0 | 0 | 0 |
| Orlando | 3 | 0 | 1 | 1 | 0 | Evans | 1 | 0 | 0 | 0 | 0 |
| Andersson | 1 | 0 | 0 | 0 | 0 | Taylor | 1 | 0 | 0 | 0 | 0 |
| Fenyves | 2 | 0 | 0 | 0 | 4 | Pettersson | 1 | 0 | 0 | 0 | 0 |
| Dykstra | 2 | 0 | 0 | 0 | 14 | Riggin | 2 | 0 | 0 | 0 | 0 |
| Virta | 2 | 0 | 0 | 0 | 0 | Jarvis | 2 | 0 | 0 | 0 | 0 |
| Langevin | 2 | 0 | 0 | 0 | 0 | Schofield | 2 | 0 | 0 | 0 | 0 |
| Halkidis | 2 | 0 | 0 | 0 | 2 | Stevens | 3 | 0 | 0 | 0 | 8 |
| Playfair | 2 | 0 | 0 | 0 | 2 | Langway | 3 | 0 | 0 | 0 | 7 |
| Barrasso | 3 | 0 | 0 | 0 | 4 | Haworth | 3 | 0 | 0 | 0 | 2 |
| Hughes | 3 | 0 | 0 | 0 | 0 | Gould | 3 | 0 | 0 | 0 | 2 |
| Hajt | 3 | 0 | 0 | 0 | 0 | Franceschetti | 3 | 0 | 0 | 0 | 9 |
| Seiling | 3 | 0 | 0 | 0 | 0 | TOTALS | 3 | 7 | 12 | 19 | 52 |
| Housley | 3 | 0 | 0 | 0 | 4 | PPG: Adams, Murphy, Carpenter | | | | | |
| TOTALS | 3 | 7 | 12 | 19 | 66 | GWG: Gartner | | | | | |
| PPG: Andreychuk | | | | | | SHG: Gartner | | | | | |
| GWG: Ramsey | | | | | | | | | | | |
| SHG: Cyr | | | | | | | | | | | |

GOALTENDING

| BUFFALO | GP | MINS | GA | EN | SO | AVG. | W-L-T |
|----------|----|------|----|----|----|------|-------|
| Barrasso | 3 | 185 | 7 | 0 | 0 | 2.27 | 1-1-1 |

| Goals by Period | 1 | 2 | 3 | OT | TOT |
|-----------------|---|---|---|----|-----|
| Buffalo | 2 | 2 | 3 | 0 | 7 |
| Washington | 2 | 3 | 2 | 0 | 7 |

Last Buffalo Win in Buffalo: Feb. 23, 1986 (4-1)

Last Buffalo Win in Washington: Mar. 2, 1985 (4-0)

Sabres' are 10-1-2 in Last 13 Games in Washington

| WASHING. | GP | MINS | GA | EN | SO | AVG. | W-L-T |
|----------|----|------|----|----|----|------|-------|
| Riggin | 2 | 125 | 3 | 0 | 0 | 1.44 | 1-0-1 |
| Jensen | 1 | 60 | 4 | 0 | 0 | 4.00 | 0-1-0 |

| Shots on Goal | 1 | 2 | 3 | OT | TOT |
|---------------|----|----|----|----|-----|
| Buffalo | 22 | 26 | 25 | 1 | 74 |
| Washington | 32 | 21 | 30 | 1 | 84 |

Last Washington Win in Washington: Nov. 17, 1984 (3-2)

Last Washington Win in Buffalo: Oct. 18, 1985 (4-1)



BUFFALO VS. WINNIPEG



ALL-TIME RECORDS:

| | GP | W | L | T | GF | GA | PTS |
|---------------|-----------|-----------|----------|----------|------------|-----------|-----------|
| at Buffalo | 12 | 11 | 0 | 1 | 63 | 28 | 23 |
| at Winnipeg | 11 | 5 | 4 | 2 | 40 | 39 | 12 |
| TOTALS | 23 | 16 | 4 | 3 | 103 | 67 | 35 |

1985-86 SUMMARY:

| | GP | W | L | T | GF | GA | PTS |
|----------|----|---|---|---|----|----|-----|
| Buffalo | 3 | 2 | 1 | 0 | 16 | 11 | 4 |
| Winnipeg | 3 | 1 | 2 | 0 | 11 | 16 | 2 |

AT BUFFALO

| | | |
|--------|-----------|------------|
| Nov. 6 | Buffalo 7 | Winnipeg 3 |
|--------|-----------|------------|

AT WINNIPEG

| | | |
|---------|------------|------------|
| Jan. 29 | Winnipeg 5 | Buffalo 3 |
| Jan. 22 | Buffalo 6 | Winnipeg 3 |

INDIVIDUAL SCORING LEADERS

| BUFFALO | GP | G | A | PTS | PIM | WINNIPEG | GP | G | A | PTS | PIM |
|---------------|----------|-----------|-----------|-----------|-----------|---------------|----------|-----------|-----------|-----------|-----------|
| Andreychuk | 3 | 1 | 6 | 7 | 4 | Ellett | 3 | 2 | 3 | 5 | 4 |
| Foligno | 3 | 4 | 0 | 4 | 16 | Boschman | 3 | 2 | 2 | 4 | 2 |
| Housley | 3 | 2 | 2 | 4 | 0 | Steen | 3 | 2 | 1 | 3 | 2 |
| Cyr | 2 | 1 | 3 | 4 | 2 | Neufeld | 2 | 1 | 2 | 3 | 10 |
| Virta | 2 | 0 | 4 | 4 | 0 | Arniel | 3 | 0 | 3 | 3 | 2 |
| Ruff | 2 | 3 | 0 | 3 | 2 | Turnbull | 3 | 1 | 1 | 2 | 10 |
| Tucker | 3 | 1 | 2 | 3 | 4 | Carlyle | 3 | 0 | 2 | 2 | 6 |
| McKenna | 2 | 1 | 1 | 2 | 0 | Hawerchuk | 3 | 0 | 2 | 2 | 0 |
| Hamel | 2 | 0 | 2 | 2 | 0 | Babych | 3 | 0 | 2 | 2 | 0 |
| Davis | 1 | 1 | 0 | 1 | 2 | Stewart | 1 | 1 | 0 | 1 | 0 |
| Lever | 2 | 1 | 0 | 1 | 0 | Mullen | 3 | 1 | 0 | 1 | 0 |
| Selling | 3 | 1 | 0 | 1 | 0 | Melametsa | 1 | 0 | 1 | 1 | 0 |
| Lacombe | 2 | 0 | 1 | 1 | 0 | Marois | 2 | 0 | 1 | 1 | 6 |
| Playfair | 2 | 0 | 1 | 1 | 4 | Smail | 2 | 0 | 1 | 1 | 0 |
| Hughes | 2 | 0 | 1 | 1 | 0 | MacLean | 3 | 0 | 1 | 1 | 2 |
| Dykstra | 2 | 0 | 1 | 1 | 0 | Watters | 3 | 0 | 1 | 1 | 2 |
| Orlando | 3 | 0 | 1 | 1 | 2 | Picard | 1 | 0 | 0 | 0 | 2 |
| Ramsey | 3 | 0 | 1 | 1 | 2 | McBain | 1 | 0 | 0 | 0 | 0 |
| Perreault | 3 | 0 | 1 | 1 | 2 | Eaves | 1 | 0 | 0 | 0 | 0 |
| Puppa | 1 | 0 | 0 | 0 | 0 | Behrend | 1 | 0 | 0 | 0 | 0 |
| Dunn | 1 | 0 | 0 | 0 | 2 | Hayward | 2 | 0 | 0 | 0 | 0 |
| Andersson | 1 | 0 | 0 | 0 | 0 | Taglianetti | 2 | 0 | 0 | 0 | 2 |
| Barrasso | 2 | 0 | 0 | 0 | 0 | Nilf | 2 | 0 | 0 | 0 | 0 |
| Halkidis | 2 | 0 | 0 | 0 | 0 | Douris | 2 | 0 | 0 | 0 | 0 |
| Fenyves | 2 | 0 | 0 | 0 | 4 | Wilson | 2 | 0 | 0 | 0 | 0 |
| Hajt | 3 | 0 | 0 | 0 | 2 | Kyte | 2 | 0 | 0 | 0 | 0 |
| TOTALS | 3 | 16 | 27 | 43 | 48 | TOTALS | 3 | 11 | 21 | 32 | 52 |

PPG: Foligno (2), Housley, Ruff, Davis

GWG: Tucker, Ruff

SHG: None

PPG: Mullen, Steen, Turnbull, Neufeld

GWG: Ellett

SHG: None

GOALTENDING

| BUFFALO | GP | MINS | GA | EN | SO | AVG. | W-L-T |
|----------|----|------|----|----|----|------|-------|
| Puppa | 1 | 60 | 3 | 0 | 0 | 3.00 | 1-0-0 |
| Barrasso | 2 | 120 | 8 | 0 | 0 | 4.00 | 1-1-0 |

Last Buffalo Win in Buffalo: Jan. 22, 1986 (6-3)

Last Buffalo Win in Winnipeg: Nov. 16, 1983 (6-5) OT

| WINNIPEG | GP | MINS | GA | EN | SO | AVG. | W-L-T |
|----------|----|------|----|----|----|------|-------|
| Behrend | 1 | 60 | 3 | 0 | 0 | 3.00 | 1-0-0 |
| Hayward | 2 | 120 | 13 | 0 | 0 | 6.50 | 0-2-0 |

Last Winnipeg Win in Winnipeg: Jan. 29, 1986 (5-3)

Last Winnipeg Win in Buffalo: Jets have never won in Buffalo

FINAL NHL STANDINGS

PRINCE OF WALES CONFERENCE

| | Adams Division | | | | | | | At Home | | | On Road | | |
|----------|----------------|----|----|----|-----|-----|-----|---------|----|---|---------|----|---|
| | GP | W | L | T | GF | GA | PTS | W | L | T | W | L | T |
| Quebec | 80 | 43 | 31 | 6 | 330 | 289 | 92 | 23 | 13 | 4 | 20 | 18 | 2 |
| Montreal | 80 | 40 | 33 | 7 | 330 | 280 | 87 | 25 | 11 | 4 | 15 | 22 | 3 |
| Boston | 80 | 37 | 31 | 12 | 311 | 288 | 86 | 24 | 9 | 7 | 13 | 22 | 5 |
| Hartford | 80 | 40 | 36 | 4 | 332 | 302 | 84 | 21 | 17 | 2 | 19 | 19 | 2 |
| BUFFALO | 80 | 37 | 37 | 6 | 296 | 291 | 80 | 23 | 16 | 1 | 14 | 21 | 5 |

| | Patrick Division | | | | | | | At Home | | | On Road | | |
|--------------|------------------|----|----|----|-----|-----|-----|---------|----|---|---------|----|---|
| | GP | W | L | T | GF | GA | PTS | W | L | T | W | L | T |
| Philadelphia | 80 | 53 | 23 | 4 | 335 | 241 | 110 | 33 | 6 | 1 | 20 | 17 | 3 |
| Washington | 80 | 50 | 23 | 4 | 335 | 241 | 107 | 33 | 6 | 1 | 20 | 17 | 3 |
| NY Islanders | 80 | 39 | 29 | 12 | 327 | 284 | 90 | 22 | 11 | 7 | 17 | 18 | 5 |
| NY Rangers | 80 | 36 | 38 | 6 | 280 | 276 | 78 | 20 | 18 | 2 | 16 | 20 | 4 |
| Pittsburgh | 80 | 34 | 38 | 8 | 313 | 305 | 76 | 20 | 15 | 5 | 14 | 23 | 3 |
| New Jersey | 80 | 28 | 49 | 3 | 301 | 374 | 59 | 17 | 21 | 2 | 11 | 28 | 1 |

CLARENCE CAMPBELL CONFERENCE

| | Norris Division | | | | | | | At Home | | | On Road | | |
|-----------|-----------------|----|----|---|-----|-----|-----|---------|----|---|---------|----|---|
| | GP | W | L | T | GF | GA | PTS | W | L | T | W | L | T |
| Chicago | 80 | 39 | 33 | 8 | 351 | 350 | 86 | 23 | 12 | 5 | 16 | 21 | 3 |
| Minnesota | 80 | 38 | 33 | 9 | 327 | 305 | 85 | 21 | 15 | 4 | 17 | 18 | 5 |
| St. Louis | 80 | 37 | 34 | 9 | 302 | 291 | 83 | 23 | 11 | 6 | 14 | 23 | 3 |
| Toronto | 80 | 25 | 48 | 7 | 311 | 386 | 57 | 16 | 21 | 3 | 9 | 27 | 4 |
| Detroit | 80 | 17 | 57 | 6 | 266 | 415 | 40 | 10 | 26 | 4 | 7 | 31 | 2 |

| | Smythe Division | | | | | | | At Home | | | On Road | | |
|-------------|-----------------|----|----|----|-----|-----|-----|---------|----|---|---------|----|---|
| | GP | W | L | T | GF | GA | PTS | W | L | T | W | L | T |
| Edmonton | 80 | 56 | 17 | 7 | 426 | 310 | 119 | 32 | 6 | 2 | 24 | 11 | 5 |
| Calgary | 80 | 40 | 31 | 9 | 354 | 315 | 89 | 23 | 11 | 6 | 17 | 20 | 3 |
| Winnipeg | 80 | 26 | 47 | 7 | 295 | 372 | 59 | 18 | 19 | 3 | 8 | 28 | 4 |
| Vancouver | 80 | 23 | 44 | 13 | 282 | 333 | 59 | 17 | 18 | 5 | 6 | 26 | 8 |
| Los Angeles | 80 | 23 | 49 | 8 | 284 | 389 | 54 | 9 | 27 | 4 | 14 | 22 | 4 |

1985-86 NHL SCORING LEADERS

| Player | GP | G | A | PTS | PIM |
|---------------------------|----|----|-----|-----|-----|
| Wayne Gretzky, Edmonton | 80 | 52 | 163 | 215 | 46 |
| Mario Lemieux, Pittsburgh | 79 | 48 | 93 | 141 | 43 |
| Paul Coffey, Edmonton | 79 | 48 | 90 | 138 | 120 |
| Jari Kurri, Edmonton | 78 | 68 | 63 | 131 | 22 |
| Mike Bossy, NY Islanders | 80 | 61 | 62 | 123 | 14 |
| Peter Stastny, Quebec | 76 | 41 | 81 | 122 | 60 |
| Denis Savard, Chicago | 80 | 47 | 69 | 116 | 111 |
| Mats Naslund, Montreal | 80 | 43 | 67 | 110 | 16 |
| Dale Hawerchuk, Winnipeg | 80 | 46 | 59 | 105 | 44 |
| Neal Broten, Minnesota | 80 | 29 | 76 | 105 | 47 |
| Michael Goulet, Quebec | 75 | 53 | 50 | 103 | 64 |
| Glenn Anderson, Edm. | 72 | 54 | 48 | 102 | 90 |
| Bernie Federko, St. Louis | 80 | 34 | 68 | 102 | 34 |
| Troy Murray, Chicago | 80 | 45 | 54 | 99 | 94 |

GOALS AGAINST AVERAGE

| Players | GP | MINS | GA | AVG. |
|----------------------------|----|------|-----|------|
| Bob Froese, Philadelphia | 51 | 2728 | 116 | 2.55 |
| Al Jensen, Washington | 44 | 2437 | 129 | 3.18 |
| Kelly Hrudey, NY Islanders | 45 | 2563 | 137 | 3.21 |
| Clint Malarchuk, Quebec | 46 | 2657 | 142 | 3.21 |
| John Vanbiesbrouck, NYR | 61 | 3326 | 184 | 3.32 |

NHL GOAL LEADERS

| Player | GP | G |
|--------------------------|----|----|
| Jari Kurri, Edmonton | 78 | 68 |
| Mike Bossy, NY Islanders | 80 | 61 |
| Tim Kerr, Philadelphia | 76 | 58 |
| Glenn Anderson, Edmonton | 72 | 54 |
| Michael Goulet, Quebec | 75 | 53 |
| Wayne Gretzky, Edmonton | 80 | 52 |

WINS

| Player | GP | W | L | T |
|--------------------------|----|----|----|---|
| John Vanbiesbrouck, NYR | 61 | 31 | 21 | 5 |
| Bob Froese, Philadelphia | 51 | 31 | 10 | 3 |
| TOM BARRASSO, BUF | 60 | 29 | 24 | 5 |
| Rejean Lemelin, Calgary | 60 | 29 | 24 | 4 |
| Grant Fuhr, Edmonton | 40 | 29 | 8 | 0 |

STANLEY CUP PLAYOFFS

| Adams Division | Norris Division |
|--|--|
| Hartford defeated Quebec, 3 games to 0 | Toronto defeated Chicago, 3 games to 0 |
| Montreal defeated Boston, 3 games to 0 | St. Louis defeated Minnesota, 3 games to 2 |
| Montreal defeated Hartford, 4 games to 0 | St. Louis defeated Toronto, 4 games to 3 |

| Patrick Division | Smythe Division |
|--|---|
| NY Rangers defeated Philadelphia, 3 games to 2 | Edmonton defeated Vancouver, 3 games to 0 |
| Washington defeated NY Islanders, 3 games to 0 | Calgary defeated Winnipeg, 3 games to 1 |
| NY Rangers defeated Washington, 4 games to 2 | Calgary defeated Edmonton, 4 games to 3 |

WALEES CONFERENCE FINAL

Montreal defeated NY Rangers, 4 games to 1

CAMPBELL CONFERENCE FINAL

Calgary defeated St. Louis, 4 games to 3

STANLEY CUP FINAL

Montreal defeated Calgary, 4 games to 1

NHL AWARD WINNERS

Art Ross Trophy: Wayne Gretzky, Edmonton
William Jennings Trophy: Bob Froese and Darren Jensen, Philadelphia
Emery Edge Trophy: Mark Howe, Philadelphia
Bill Masterton Memorial Trophy: Charlie Simmer, Boston
Hart Memorial Trophy: Wayne Gretzky, Edmonton
Calder Memorial Trophy: Gary Suter, Calgary
James Norris Memorial Trophy: Paul Coffey, Edmonton
Vezina Trophy: John Vanbiesbrouck, NY Rangers
Lady Byng Memorial Trophy: Mike Bossy, NY Islanders
Frank J. Selke Trophy: Troy Murray, Chicago
Jack Adams Award: Glen Sather, Edmonton
Conn Smythe Trophy: Patrick Roy, Montreal

AWARDS AND TROPHIES

Most Valuable Player — Wilkinson Sword Award: Chosen by team members, this award consists of an engraved, full-size sword and a \$500 check, presented by the Wilkinson Sword Division. Discontinued after 1974-75.

| | | | |
|---------|-------------|---------|---------------|
| 1974-75 | Rene Robert | 1971-72 | Roger Crozier |
| 1973-74 | Don Luce | 1970-71 | Gil Perreault |
| 1972-73 | Tim Horton | | |

Most Improved Player — The Buffalo Evening News Trophy: By a vote of his teammates, the player showing the most improvement over the course of the season. Until 1975-76, this award was presented by the Wilkinson Sword Division. Discontinued after 1978-79.

| | | | |
|---------|-------------|---------|---------------------------------|
| 1978-79 | Bob Sauve | 1973-74 | Rick Dudley and Craig Ramsay |
| 1977-78 | Lee Fogolin | | |
| 1976-77 | Gary McAdam | 1972-73 | Dave Dryden |
| 1975-76 | Lee Fogolin | 1971-72 | Don Luce |
| 1974-75 | Rick Dudley | 1970-71 | Doug Barrie |

The Seventh Player Award — The Buffalo News Trophy: This award is presented to the most inspirational player, as selected by the Buffalo News hockey staff.

| | | | |
|---------|----------------|---------|----------------|
| 1983-84 | Lindy Ruff | 1980-81 | Danny Gare |
| 1982-83 | Mike Foligno | 1979-80 | Jim Schoenfeld |
| 1981-82 | Larry Playfair | | |

The Charley Barton Memorial Silver Stick Award — Presented by the Buffalo Courier-Express in memory of the late hockey writer, Charley Barton, to the player who best exemplifies Charley's love of the game. Discontinued after 1981-82.

| | | | |
|---------|----------------|---------|----------------|
| 1981-82 | Larry Playfair | 1976-77 | Jim Schoenfeld |
| 1980-81 | Andre Savard | 1975-76 | Danny Gare |
| 1979-80 | Bill Hajt | 1974-75 | Gil Perreault |
| 1978-79 | Ric Seiling | 1973-74 | Craig Ramsay |
| 1977-78 | Don Edwards | 1972-73 | Don Luce |

The Star of Stars Trophy — For consistent home performance as reflected in the Three Star selections.

| | | | |
|---------|----------------|---------|----------------|
| 1985-86 | Mike Foligno | 1977-78 | Don Edwards |
| 1984-85 | Gil Perreault | 1976-77 | Gil Perreault |
| 1983-84 | Gil Perreault | 1975-76 | Gil Perreault |
| 1982-83 | Phil Housley | 1974-75 | Rene Robert |
| 1981-82 | Ric Seiling | 1973-74 | Richard Martin |
| 1980-81 | Danny Gare | 1972-73 | Gil Perreault |
| 1979-80 | Gil Perreault | 1971-72 | Roger Crozier |
| 1978-79 | Richard Martin | | |

OTHER AWARDS

1985-86 Selected to NHL's Prince of Wales Conference Team in All-Star Game: Mike Ramsey
 Emery Edge Individual Team Leader: Mike Foligno
 Jennings Trophy: Tom Barrasso and Bob Sauve

1984-85 Selke Award: Craig Ramsay
 Official NHL All-Star Second Team Goaltender: Tom Barrasso
 Selected to NHL's Prince of Wales Conference Team in All-Star Game: Tom Barrasso, Bill Hajt, Mike Ramsey
 Emery Edge Individual Team Leader: Mike Ramsey

1983-84 Vezina Trophy: Tom Barrasso
 Calder Trophy: Tom Barrasso
 Official NHL All-Star First Team Goaltender: Tom Barrasso
 Official NHL All-Rookie Team Goaltender: Tom Barrasso
 Selected to NHL's Prince of Wales Conference Team in All-Star Game: Gil Perreault, Phil Housley
 Emery Edge Individual Team Leader: Mike Foligno

1982-83 Official NHL All-Rookie Team Defenseman: Phil Housley
 Selected to NHL's Prince of Wales Conference Team in All-Star Game: Mike Ramsey
 Emery Edge Individual Team Leader: Mike Ramsey

1981-82 Selected to NHL's Prince of Wales Conference Team in All-Star Game: John Van Boxmeer, Mike Ramsey

1980-81 Selected to NHL's Prince of Wales Conference Team in All-Star Game: Danny Gare, Bill Hajt

1979-80 Vezina Trophy: Don Edwards and Bob Sauve
 Official NHL All-Star Second Team Goaltender: Don Edwards
 Official NHL All-Star Second Team Defenseman: Jim Schoenfeld
 Official NHL All-Star Second Team Right Wing: Danny Gare
 Selected to NHL's Prince of Wales Conference Team in All-Star Game: Gil Perreault, Danny Gare, Jim Schoenfeld, Don Edwards

1978-79 Selected to NHL Challenge Cup All-Star Team: Gil Perreault, Jim Schoenfeld

1977-78 Official NHL All-Star Second Team Goaltender: Don Edwards
 Elected to NHL Hall of Fame: Marcel Pronovost, Coach
 Selected to NHL's Prince of Wales Conference Team in All-Star Game: Gil Perreault, Richard Martin

1976-77 Official NHL All-Star Second Team Left Winger: Richard Martin
 Official NHL All-Star Second Team Center: Gil Perreault
 Elected to the NHL Hall of Fame: Tim Horton, defenseman
 Charlie Conacher Memorial Trophy: Jim Lorentz
 Selected to NHL's Prince of Wales Conference Team in All-Star Game: Gerry Desjardins, Gil Perreault, Richard Martin, Jim Schoenfeld
 Most Valuable Player in All-Star Game: Richard Martin

1975-76 Official NHL All-Star Second Team Left Winger: Richard Martin
 Official NHL All-Star Second Team Center: Gil Perreault
 Selected to NHL's Prince of Wales Conference Team in All-Star Game: Richard Martin, Jerry Korab, Craig Ramsay

1974-75 Official NHL All-Star First Team Left Winger: Richard Martin
 Official NHL All-Star Second Team Right Winger: Rene Robert
 Bill Masterton Trophy: Don Luce
 Official Sporting News Prince of Wales Conference All-Star Team Left Winger: Richard Martin
 Selected to NHL's Prince of Wales Conference Team in All-Star Game: Richard Martin, Rene Robert, Gil Perreault, Jerry Korab, Don Luce

1973-74 Official NHL All-Star First Team Left Winger: Richard Martin
 Official Sporting News East Division All-Star Team Left Winger: Richard Martin
 Selected to NHL's East Division Team in All-Star Game: Richard Martin, Dave Dryden, Gil Perreault

1972-73 Lady Byng Trophy: Gil Perreault
 Selected to NHL's East Division Team in All-Star Game: Richard Martin, Rene Robert

1971-72 Selected to NHL's East Division Team in All-Star Game: Richard Martin, Gil Perreault
 Hockey News Rookie of the Year: Richard Martin
 Sporting News East Division Rookie of the Year: Richard Martin

1970-71 Calder Trophy: Gil Perreault
 Selected to NHL's East Division Team in All-Star Game: Gil Perreault
 Sport Magazine Rookie of the Year in All Pro Sport: Gil Perreault
 Sporting News East Division Rookie of the Year: Gil Perreault

BUFFALO SABRES' BOOSTER CLUB AWARDS

Frank Eddolls Memorial Trophy — Named in honor of the former Buffalo Bison coach and NHL defenseman, presented to the most popular player, as selected by members of the Booster Club.

| | | | |
|---------|---------------------|---------|----------------|
| 1985-86 | Mike Foligno | 1977-78 | Don Edwards |
| 1984-85 | Mike Foligno | 1976-77 | Andre Savard |
| 1983-84 | Mike Ramsey | 1975-76 | Danny Gare |
| 1982-83 | Mike Ramsey | 1974-75 | Craig Ramsay |
| 1981-82 | Jean Francois Sauve | 1973-74 | Richard Martin |
| 1980-81 | Danny Gare | 1972-73 | Gil Perreault |
| 1979-80 | Derek Smith | 1971-72 | Gil Perreault |
| 1978-79 | Craig Ramsay | 1970-71 | Gil Perreault |

Wayne Larkin Memorial Trophy — Named in honor of the former Buffalo Bison winger, presented to the most valuable player, as voted by his teammates.

| | | | |
|---------|---------------|---------|------------------|
| 1985-86 | Mike Foligno | 1977-78 | Don Edwards |
| 1984-85 | Tom Barrasso | 1976-77 | Gerry Desjardins |
| 1983-84 | Gil Perreault | 1975-76 | Danny Gare |
| 1982-83 | Mike Ramsey | 1974-75 | Rene Robert |
| 1981-82 | Don Edwards | 1973-74 | Richard Martin |
| 1980-81 | Danny Gare | 1972-73 | Tim Horton |
| 1979-80 | Danny Gare | 1971-72 | Roger Crozier |
| 1978-79 | Craig Ramsay | 1970-71 | Gil Perreault |

Tim Horton Memorial Award — Named in honor of the late Buffalo Sabres' defenseman, presented to the player whose performance is far superior to the public recognition he has received, based on a vote of the Booster Club Board of Directors and members of the local sports media.

| | | | |
|---------|----------------|---------|---------------|
| 1985-86 | Mike Ramsey | 1977-78 | Gary McAdam |
| 1984-85 | Dave Fenyses | 1976-77 | Jim Lorentz |
| 1983-84 | Ric Seiling | 1975-76 | Brian Spencer |
| 1982-83 | Brent Peterson | 1974-75 | Bill Hajt |
| 1981-82 | Mike Ramsey | 1973-74 | Craig Ramsay |
| 1980-81 | Andre Savard | 1972-73 | Jim Lorentz |
| 1979-80 | Bill Hajt | 1971-72 | Don Luce |
| 1978-79 | Ric Seiling | 1970-71 | Gerry Meehan |

Fred T. Hunt Memorial Trophy — Named in honor of the late Buffalo Sabres' assistant general manager and former player, coach and general manager of the AHL Buffalo Bisons, presented to the outstanding rookie as selected by the Booster Club Board of Directors and members of the local sports media.

| | | | |
|---------|---------------------|---------|--------------|
| 1985-86 | Steve Dykstra | 1980-81 | Alan Haworth |
| 1984-85 | John Tucker | 1979-80 | Lindy Ruff |
| 1983-84 | Tom Barrasso | 1978-79 | Bill Stewart |
| 1982-83 | Phil Housley | 1977-78 | Don Edwards |
| 1981-82 | Jean Francois Sauve | | |

BUFFALO SABRES' HALL OF FAME



GEORGE "Punch" IMLACH
General Manager / 1970-79



FRED HUNT
Assistant General Manager / 1970-77



FRANK CHRISTIE
Trainer / 1947-Present



TIM HORTON
Defenseman / 1972-74



ROGER CROZIER
Goaltender / 1970-75

SABRES' CAPTAINS



SABRES' CAPTAINS
Gil Perreault (85-86, 84-85, 83-84, 82-83, 81-82)
Danny Gare (81-82, 80-81, 79-80, 78-79, 77-78)
Jim Schoenfeld (76-77, 75-76, 74-75)
Gerry Meehan (73-74, 72-73, 71-72)
Floyd Smith (70-71)

WHAT DID THEY WEAR?

- 1 **J. Cloutier** (85-86, 84-85, 82-83); Edwards (81-82, 80-81, 79-80, 78-79, 77-78); Crozier (75-76, 74-75, 73-74, 72-73, 71-72, 70-71)
- 2 **Horton** (73-74, 72-73); Watson (71-72, 70-71)
- 3 **Virta** (85-86, 84-85, 83-84, 82-83); Dunn (81-82, 80-81, 79-80); Stewart (78-79, 77-78); McIntosh (75-76, 74-75); Guevremont (74-75); Robitaille (74-75, 73-74, 72-73, 71-72); Pratt (70-71)
- 4 **Dykstra** (85-86); Korab (84-85, 79-80, 78-79, 77-78, 76-77, 75-76, 74-75, 73-74); Jutila (84-85); Renaud (83-84); Van Boxmeer (82-83, 81-82, 80-81); Pratt (73-74, 72-73, 71-72); McMahon (70-71)
- 5 **Ramsey** (85-86, 84-85, 83-84, 82-83, 81-82, 80-81); VanBoxmeer (79-80); Fogolin (78-79, 77-78, 76-77, 75-76, 74-75); Carriere (73-74); Hillman (72-73, 71-72); Barrie (71-72, 70-71)
- 6 **Housley** (85-86, 84-85, 83-84, 82-83); Fischer (81-82); Schoenfeld (81-82, 80-81, 79-80, 78-79, 77-78, 76-77, 75-76, 74-75, 73-74, 72-73); Hamilton (71-72, 70-71)
- 7 **Tucker** (85-86, 84-85, 83-84); McCourt (83-84, 82-83, 81-82); Cunneynworth (81-82); Martin (80-81, 79-80, 78-79, 77-78, 76-77, 75-76, 74-75, 73-74, 72-73, 71-72); Robert (72-73); Schmautz (70-71)
- 8 **Fenyves** (85-86); Mongrain (84-85); R. Cloutier (84-85, 83-84); McKegney (82-83, 81-82, 80-81, 79-80, 78-79); Lorentz (77-78, 76-77, 75-76, 74-75, 73-74, 72-73, 71-72); R. Martin (71-72); Duff (71-72); Inglis (70-71)
- 9 **Hamel** (85-86, 84-85, 83-84, 82-83, 81-82); Moller (81-82, 80-81); J.E. Sauve (80-81); Dudley (80-81, 79-80, 74-75); Richard (78-79, 76-77, 75-76); Gratton (74-75, 73-74, 72-73); R. Martin (72-73); Goyette (72-73); Lawson (71-72); Fleming (70-71)
- 10 **Ramsay** (84-85, 83-84, 82-83, 81-82, 80-81, 79-80, 78-79, 77-78, 76-77, 75-76, 74-75, 73-74, 72-73); Goyette (71-72, 70-71)
- 11 **Perreault** (85-86, 84-85, 83-84, 82-83, 81-82, 80-81, 79-80, 78-79, 77-78, 76-77, 75-76, 74-75, 73-74, 72-73, 71-72, 70-71)
- 12 **Gage** (85-86); McKenna (85-86, 84-85, 83-84); Savard (82-83, 81-82, 80-81, 79-80, 78-79, 77-78, 76-77); McAdam (75-76); Mickey (74-75, 73-74, 72-73); Byers (71-72); Krake (70-71)
- 13 **Schoenfeld** (84-85)
- 14 **Andersson** (85-86); Moller (84-85, 83-84, 82-83); Haworth (81-82, 80-81); Robert (78-79, 77-78, 76-77, 75-76, 74-75, 73-74, 72-73, 71-72); Gratton (72-73); Luce (71-72); Zaine (71-72); Wyrozub (71-72)
- 15 **Smith** (85-86); Langevin (85-86, 83-84); Creighton (84-85, 83-84); Robertson (82-83); Lambert (81-82); McClanahan (80-81, 79-80); Boland (78-79); McAdam (78-79, 77-78, 76-77); Deziel (74-75); McShelley (74-75); Meehan (74-75, 73-74, 72-73, 71-72, 70-71)
- 16 **Seiling** (85-86, 84-85, 83-84, 82-83, 81-82, 80-81, 79-80, 78-79, 77-78); D. Smith (76-77); McNab (75-76, 74-75); Lemieux (73-74); Wyrozub (72-73); Anderson (71-72, 70-71); Deadmarsh (71-72)
- 17 **Foigno** (85-86, 84-85, 83-84, 82-83, 81-82); Hamel (81-82); Gould (79-80); Dudley (78-79, 74-75, 73-74, 72-73); D. Smith (78-79); Stanfield (77-78, 76-77, 75-76, 74-75); Richer (72-73); F. Smith (71-72, 70-71)
- 18 **Cyr** (85-86, 84-85, 83-84, 82-83); Hamel (81-82); Gare (81-82, 80-81, 79-80, 78-79, 77-78, 76-77, 75-76, 74-75); Terbenche (73-74, 72-73); O'Shea (71-72, 70-71)
- 19 **Halkidis** (85-86, 84-85); Wiener (84-85, 83-84); McKenna (82-83); Eatough (81-82); Cunneynworth (81-82); D. Smith (82-82, 80-81, 79-80, 78-79, 77-78); Tidey (76-77); Titanic (75-76, 74-75); Stanfield (75-76); Atkinson (73-74, 72-73, 71-72, 70-71); Lacombe (70-71); Perry (70-71)
- 20 **Lever** (85-86); Peterson (84-85, 83-84, 82-83, 81-82); Suikkanen (81-82); Luce (80-81, 79-80, 78-79, 77-78, 76-77, 75-76, 74-75, 73-74, 72-73, 71-72); Duff (70-71); McDonald (70-71)
- 21 **Dunn** (85-86); Verret (84-85, 83-84); J.E. Sauve (82-83, 81-82, 80-81); Schultz (79-80, 78-79); Schock (77-78); Spencer (76-77, 75-76, 74-75, 73-74); Busniuk (73-74); Gould (73-74); Harris (72-73); Ball (71-72); Mickey (71-72); Keenan (71-72); Andrea (70-71); Lagace (70-71)
- 22 **Ruff** (85-86, 84-85, 83-84, 82-83, 81-82, 80-81, 79-80); Guevremont (78-79, 77-78, 76-77, 75-76, 74-75); McNab (74-75); Rombough (73-74, 72-73); McKay (72-73, 71-72); Zaine (71-72); Marshall (70-71)
- 23 **Orlando** (85-86, 84-85); Suikkanen (82-83); Fischer (82-83); Virta (81-82); McKenna (81-82); Hess (81-82, 80-81); Cunneynworth (80-81); Ramsey (79-80); Breitenbach (78-79, 76-77, 75-76); Carriere (77-78, 74-75, 73-74, 72-73); Norris (73-74); Shack (71-72, 70-71); Gould (71-72); Robert (71-72); Terbenche (70-71)
- 24 **Hajt** (85-86, 84-85, 83-84, 82-83, 81-82, 80-81, 79-80, 78-79, 77-78, 76-77, 75-76, 74-75, 73-74); Bromley (73-74); McNab (73-74); Wyrozub (73-74); Gould (72-73); Busniuk (72-73); Evans (71-72); McKay (71-72); Talbot (70-71); Deadmarsh (70-71)
- 25 **Andreychuk** (85-86, 84-85, 83-84); Davis (82-83); Gillis (82-83); Mongrain (81-82, 80-81, 79-80); T. Martin (78-79, 77-78, 76-77, 75-76); Ramsey (71-72); Myers (70-71); Perry (70-71)
- 26 **Russell** (85-86); Hughes (85-86); Maloney (84-85); Patrick (84-85, 83-84, 82-83, 81-82, 80-81); James (81-82); Breitenbach (78-79); Tidey (77-78, 76-77); Derek Smith (75-76); Wyrozub (71-72); Keenan (71-72, 70-71)
- 27 **Playfair** (85-86, 84-85, 83-84, 82-83, 81-82, 80-81, 79-80, 78-79); Kowal (77-78, 76-77); Regan (73-74)
- 28 **Engblom** (85-86); Hajdu (85-86); Gardner (85-86); B. Sauve (84-85, 83-84, 82-83, 81-82, 80-81, 79-80, 78-79, 77-78, 76-77, 75-76); Fischer (81-82); Walsh (81-82); Bromley (73-74, 72-73); Farr (73-74, 72-73); Dryden (71-72, 70-71); Ball (70-71)
- 29 **Davis** (85-86, 84-85, 83-84); Andreychuk (82-83); J. Cloutier (81-82); James (81-82); Moller (80-81); Dunn (78-79, 77-78); Edwards (76-77); Bromley (75-76, 74-75, 73-74)
- 30 **Barrasso** (85-86, 84-85, 83-84); Harrison (81-82); Paavola (81-82); James (81-82); Ireland (78-79); Desjardins (77-78, 76-77, 75-76, 74-75); Farr (74-75); Dryden (73-74, 72-73, 71-72, 70-71); Daley (70-71)
- 31 **Reekie** (85-86); Fenyves (84-85, 83-84, 82-83); Weaver (78-79); A. Smith (76-77, 75-76)
- 32 **Lacombe** (85-86); Mongrain (83-84); McAdam (82-83); W. Ramsey (77-78)
- 33 **Hofford** (85-86); Myre (82-83)
- 34 **Creighton** (85-86)
- 35 **Puppa** (85-86); Craig (84-85)
- 44 **Korab** (83-84)

Buffalo Sabres' Draft Selections

| YEAR | PLAYER | ROUND | OVERALL | DRAFTED FROM | 1979 | 1978 | 1977 | 1976 | 1975 | 1983 |
|------------------|-------------------|---------------|---------------------|-----------------------------|-------------------|------|------|------|------|------|
| 1986 | Anderson, Shawn | 1 | 5 | Team Canada | Rueter, Dirk | | | | | |
| | Brown, Greg | 2 | 26 | St. Marks H.S. | Naud, Daniel | | | | | |
| | Corkum, Bob | 3 | 47 | University of Maine | Paavola, Jari | | | | | |
| | Kerr, Kevin | 3 | 56 | Windsor | Cumeyworth, Randy | | | | | |
| | Baeggo, David | 4 | 68 | Yale University | Becken, Dave | | | | | |
| | Rooney, Larry | 5 | 89 | Thayer | Bader, John | | | | | |
| | Baldris, Miguel | 6 | 110 | Shawinigan | Ramsey, Mike | | | | | |
| | Harriman, Mike | 7 | 131 | North Bay | Ruff, Lindy | | | | | |
| | Quay, Francois | 8 | 152 | Laval | Robinson, Mark | | | | | |
| | Whitman, Shawn | 9 | 173 | Providence | Clauser, Jacques | | | | | |
| | Rein, Kanton | 9 | 194 | Prince Albert | Hamel, Gilles | | | | | |
| | Arnold, Troy | 11 | 215 | Portland | Haworth, Alan | | | | | |
| 1985 | Johansson, Carl | 1 | 14 | Vastra Frolunda (Sweden) | | | | | | |
| | Hogre, Benoit | 1 | 31 | St. Jean | | | | | | |
| | Gratky, Keith | 3 | 56 | Whitford | | | | | | |
| | Moylan, Dave | 4 | 77 | Sudbury | | | | | | |
| | Prustay, Ken | 5 | 98 | Victoria | | | | | | |
| | Reedie, Joe | 6 | 119 | Cornwall | | | | | | |
| | Maniksson, Petri | 7 | 140 | Sappo (Finland) | | | | | | |
| | Kaest, Brent | 8 | 161 | Lethbridge | | | | | | |
| | Sepha, Jiri | 9 | 182 | Dukla Jihlava (Czech) | | | | | | |
| | Sutton, Boyd | 10 | 203 | Stratford | | | | | | |
| | Larose, Guy | 11 | 224 | Quebec | | | | | | |
| | Baumgartner, Ken | 12 | 245 | Prince Albert | | | | | | |
| 1984 | Andersson, Mikael | 1 | 18 | Vastra Frolunda (Sweden) | | | | | | |
| | Tripp, Doug | 2 | 39 | Regina | | | | | | |
| | Sheppard, Ray | 3 | 60 | Cornwall | | | | | | |
| | Falkids, Bob | 4 | 81 | London | | | | | | |
| | Rampton, Joey | 5 | 102 | Sault Ste. Marie | | | | | | |
| | Cassau, James | 6 | 123 | Drummondville | | | | | | |
| | Wakulak, Darcy | 7 | 144 | Kelowna | | | | | | |
| | Stambert, Orwar | 8 | 165 | Djurgardens (Sweden) | | | | | | |
| | McKinnon, Brian | 10 | 207 | Ottawa | | | | | | |
| | Delcourt, Grant | 12 | 228 | Kelowna | | | | | | |
| | Baker, Sean | 12 | 249 | Sault Ste. Marie | | | | | | |
| | 1983 | Barrasso, Tom | 1 | 5 | Acen-Boxboro H.S. | | | | | |
| Lacombe, Normand | | 1 | 11 | Univ. of New Hampshire | | | | | | |
| Crichton, Adam | | 1 | 10 | Ottawa | | | | | | |
| Tucker, Rob | | 2 | 31 | Kitchener | | | | | | |
| Hajdu, Richard | | 2 | 34 | Kamloops | | | | | | |
| Puppa, Daren | | 4 | 74 | Kirkland Lake Intermediates | | | | | | |
| Meyer, Jayson | | 5 | 94 | Regina | | | | | | |
| Hoford, James | | 6 | 114 | Windsor | | | | | | |
| Runtu, Christian | | 7 | 134 | Finnland | | | | | | |
| McSwen, Don | | 8 | 154 | Redford (Mich.) Royals | | | | | | |
| Hoover, Tim | | 9 | 174 | Sault Ste. Marie | | | | | | |
| Ferner, Mark | | 10 | 194 | Kamloops | | | | | | |
| Krupp, Uwe | 11 | 214 | West Germany | | | | | | | |
| Hammala, Marc | 12 | 234 | Shawinigan | | | | | | | |
| Self, Kermit | 12 | 235 | Northwood Prep H.S. | | | | | | | |
| 1982 | Houley, Phil | 1 | 6 | South St. Paul H.S. | | | | | | |
| | Cyr, Paul | 1 | 9 | Victoria | | | | | | |
| | Anderschuk, Dave | 2 | 16 | Ottawa | | | | | | |
| | Anderson, Mike | 2 | 26 | North St. Paul H.S. | | | | | | |
| | Johansson, Jens | 2 | 30 | Pitea (Sweden) | | | | | | |
| | Julia, Timo | 4 | 68 | Pappara (Finland) | | | | | | |
| | Hamilton, Jeff | 5 | 79 | Providence College | | | | | | |
| | Logan, Bob | 5 | 100 | West Island | | | | | | |
| | Farber, Jeff | 6 | 111 | Martner H.S. | | | | | | |
| | Custavsson, Jacob | 6 | 121 | Almtuna (Sweden) | | | | | | |
| | Bishop, Alan | 7 | 142 | Niagara Falls | | | | | | |
| | Vercel, Claude | 8 | 163 | Three Rivers | | | | | | |
| Norman, Rob | 9 | 184 | Cornwall | | | | | | | |
| Craig, Mike | 10 | 205 | Billings | | | | | | | |
| Plankers, Jim | 11 | 226 | Cloquet H.S. | | | | | | | |
| Dudaek, Jiri | 1 | 17 | Czechoslovakia | | | | | | | |
| Virta, Hannu | 2 | 38 | TFS (Finland) | | | | | | | |
| Alfred, Jim | 3 | 59 | Calgary | | | | | | | |
| Chisholm, Colin | 3 | 60 | Kingston | | | | | | | |
| Eavough, Jeff | 4 | 80 | Cornwall | | | | | | | |
| Wikkberg, Anders | 4 | 83 | Tijuna (Sweden) | | | | | | | |
| Eivola, Mauri | 5 | 101 | TFS (Finland) | | | | | | | |
| Buones, Ali | 6 | 122 | Ottawa | | | | | | | |
| Lemic, Heikki | 7 | 143 | TFS (Finland) | | | | | | | |
| Otlando, Gates | 8 | 164 | Providence College | | | | | | | |
| Sebek, Venci | 9 | 185 | Niagara Falls | | | | | | | |
| Harper, Warren | 10 | 206 | Prince Albert | | | | | | | |
| Patrick, Steve | 1 | 20 | Brandon | | | | | | | |
| Molina, Mike | 2 | 41 | Lethbridge | | | | | | | |
| McKenna, Sean | 3 | 56 | Sherbrooke | | | | | | | |
| North, Jay | 3 | 62 | Jefferson H.S. | | | | | | | |
| Warner, Jim | 4 | 83 | Peterborough | | | | | | | |

| | | | | | | | | | | |
|------|---------------------|----|-----|-------------------------|--|--|--|--|--|--|
| 1974 | Taylor, Alex | 8 | 143 | Lethbridge | | | | | | |
| | Whitby, Andy | 9 | 159 | Ottawa | | | | | | |
| | Mohr, Len | 10 | 174 | Notre Dame | | | | | | |
| | Fogelin, Lee | 1 | 11 | Oshawa | | | | | | |
| | Gare, Danny | 2 | 29 | Calgary | | | | | | |
| | Dersel, Michel | 3 | 47 | Sorel | | | | | | |
| | Mitchoski, Paul | 4 | 65 | Peterborough | | | | | | |
| | Lariviere, Gary | 5 | 83 | St. Catharines | | | | | | |
| | Given, David | 6 | 101 | Brown University | | | | | | |
| | Norcia, Bernard | 7 | 119 | Laval | | | | | | |
| | Constantin, Charles | 8 | 136 | Quebec | | | | | | |
| | Jedro, Rick | 9 | 153 | Hamilton | | | | | | |
| | Smith, Derek | 10 | 168 | Ottawa | | | | | | |
| | Bullimore, Jaro | 11 | 183 | Tokyo | | | | | | |
| | Geoffroy, Bob | 12 | 196 | Cornwall | | | | | | |
| 1973 | Tranic, Morris | 1 | 12 | Sudbury | | | | | | |
| | Landry, Jean | 2 | 28 | Quebec | | | | | | |
| | Deschamps, Andre | 3 | 44 | Quebec | | | | | | |
| | Dupuis, Yvon | 4 | 60 | Quebec | | | | | | |
| | Strudlers, Bob | 5 | 76 | Peterborough | | | | | | |
| | Korack, Neil | 6 | 92 | Peterborough | | | | | | |
| | Young, Bob | 7 | 108 | Univ. of Denver | | | | | | |
| | O'Connell, Tim | 8 | 124 | Univ. of Vermont | | | | | | |
| 1972 | Schoenfeld, Jim | 1 | 5 | Niagara Falls | | | | | | |
| | Carriers, Larry | 2 | 25 | Loyola Univ. (Montreal) | | | | | | |
| | McMasters, Jim | 3 | 37 | Calgary | | | | | | |
| | Campau, Richard | 4 | 53 | Sorel | | | | | | |
| | Garton, Gilles | 5 | 69 | Oshawa | | | | | | |
| | McNab, Peter | 6 | 85 | Univ. of Denver | | | | | | |
| 1971 | Martin, Richard | 1 | 5 | Montreal | | | | | | |
| | Ramsay, Craig | 2 | 19 | Peterborough | | | | | | |
| | Holt, Bill | 3 | 33 | Saskatoon | | | | | | |
| | Richter, Robert | 4 | 47 | Three Rivers | | | | | | |
| | Warr, Steve | 5 | 61 | Clarksburg | | | | | | |
| | Duguay, Pierre | 6 | 75 | Quebec | | | | | | |
| 1970 | Berensuit, Gil | 1 | 1 | Montreal | | | | | | |
| | Deadmarsh, Burch | 2 | 2 | Brandon | | | | | | |
| | Cudde, Steve | 3 | 19 | Toronto | | | | | | |
| | Wyrouak, Randy | 4 | 43 | Edmonton | | | | | | |
| | Morton, Mike | 5 | 57 | Shawinigan | | | | | | |
| | Keeler, Tim | 6 | 71 | Niagara Falls | | | | | | |
| | Ragna, Tim | 7 | 84 | Boston Univ. | | | | | | |
| | Rombough, Doug | 8 | 91 | St. Catharines | | | | | | |
| | Nadeau, Luc | 9 | 107 | Drummondville | | | | | | |

1986-87 PLAYER PERSONNEL — BUFFALO SABRES

FORWARDS

| Player | Pos | Sht | Ht. | Wt. | Place of Birth | Date | 1985-86 Club | GP | G | A | PTS | PIM |
|-------------------|------|------|-----|-----|--------------------------|----------|---------------------------------|----|------|-----|-----|------|
| Anderson, Bo | M/L | 5-11 | 187 | 191 | Malmö, Sweden | 5/10/66 | Buffalo/Rochester (AHL) | 53 | 5 | 17 | 22 | 8 |
| Andreychuk, Dave | C-R | 6-3 | 200 | 195 | Hamilton, Ontario | 9/29/63 | Buffalo | 80 | 36 | 51 | 87 | 61 |
| Arnell, Scott | C-L | 6-1 | 170 | 180 | Cornwall, Ontario | 9/17/62 | Winnipeg | 80 | 18 | 25 | 43 | 40 |
| Brydges, Paul | C-R | 5-11 | 180 | 180 | Guelph, Ontario | 6/21/65 | Guelph (OHL) | 39 | 7 | 26 | 33 | 53 |
| Corkum, Bob | RW | 6-2 | 195 | 185 | Salisburg, MA | 12/18/67 | Windsor (OHL) | 39 | 7 | 26 | 33 | 53 |
| Creighton, Adam | C-L | 6-5 | 205 | 205 | Burlington, Ontario | 6/2/65 | Buffalo/Rochester (AHL) | 52 | 18 | 22 | 40 | 29 |
| Cyr, Paul | M/L | 5-10 | 185 | 185 | Port Alberni, B.C. | 10/31/63 | Buffalo | 71 | 20 | 31 | 51 | 120 |
| Foligno, Mike | RWR | 6-0 | 190 | 190 | Sudbury, Ontario | 7/29/59 | Buffalo | 79 | 41 | 39 | 80 | 169 |
| Fortier, Marc | C-R | 6-0 | 190 | 190 | Sherbrooke, Quebec | 2/26/86 | Chicoutimi | 67 | 46 | 79 | 125 | 47 |
| Fraser, Jay | M/L | 6-1 | 200 | 200 | Ottawa, Ontario | 10/26/61 | Carolina (ACHL)/Rochester | 20 | 4 | 5 | 9 | 61 |
| Gage, Joey | RWR | 6-0 | 185 | 185 | Toronto, Ontario | 11/29/59 | Buffalo/Rochester (AHL) | 80 | 45 | 59 | 104 | 55 |
| Grezyky, Keith | C-L | 5-9 | 157 | 157 | Brantford, Ontario | 2/16/67 | Windsor (OHL) | 66 | 31 | 62 | 93 | 12 |
| Guay, Francois | M/L | 6-0 | 183 | 183 | Gatineau, Quebec | 6/8/68 | Laval (QMJHL) | 71 | 19 | 55 | 62 | 74 |
| Hajdu, Richard | RW | 6-0 | 170 | 170 | Victoria, B.C. | 4/10/65 | Buffalo/Rochester (AHL) | 57 | 10 | 27 | 37 | 99 |
| Hamilton, Jeff | C-L | 6-0 | 180 | 180 | Montreal, Quebec | 2/23/64 | Rochester (AHL) | 74 | 18 | 10 | 29 | 48 |
| Harper, Warren | RW-L | 6-0 | 175 | 175 | Prince Albert, Sask. | 5/10/63 | Rochester (AHL) | 80 | 18 | 30 | 48 | 83 |
| Hartman, Mike | RW | 6-0 | 189 | 189 | Detroit, Michigan | 2/17/67 | North Bay | 57 | 23 | 17 | 40 | 217 |
| Hogue, Benoit | C-L | 5-10 | 180 | 180 | Repenigny, Quebec | 10/28/66 | St. Jean (OHL) | 65 | 54 | 54 | 108 | 115 |
| Hughes, Pat | RW | 6-0 | 180 | 180 | Calgary, Alberta | 3/25/65 | Buffalo/Rochester (AHL) | 60 | 16 | 12 | 19 | 32 |
| Jackson, Jim | M/L | 5-8 | 181 | 181 | Ottawa, Ontario | 2/1/60 | Rochester (AHL) | 76 | 16 | 32 | 48 | 10 |
| Kaese, Trent | RWR | 5-11 | 205 | 205 | Nanaimo, B.C. | 9/9/67 | Lethbridge (WHL) | 67 | 24 | 41 | 65 | 67 |
| Kerr, Kevin | RW | 5-10 | 172 | 172 | North Bay, Ontario | 9/18/67 | Buffalo/Rochester (AHL) | 59 | 21 | 51 | 72 | 266 |
| Lacombe, Normand | RWR | 5-11 | 205 | 205 | Pierrefonds, Quebec | 10/18/64 | Buffalo/Rochester (AHL) | 57 | 16 | 20 | 36 | 69 |
| Langwin, Chris | M/L | 6-0 | 190 | 190 | Montreal, Quebec | 11/27/59 | Buffalo | 57 | 16 | 2 | 3 | 20 |
| Lance, Guy | C-L | 5-9 | 172 | 172 | Hull, Quebec | 7/31/67 | Buffalo | 16 | 2 | 1 | 92 | 118 |
| Lever, Don | M/L | 5-11 | 185 | 185 | South Porcupine, Ontario | 11/14/52 | Yale University | 58 | 13 | 12 | 25 | 22 |
| Logan, Robert | RWR | 6-0 | 190 | 190 | Montreal, Quebec | 2/22/64 | Unavailable | 58 | 21 | 25 | 46 | 86 |
| Nystrom, Murray | RWR | 5-11 | 180 | 180 | Thunderbay, Ontario | 7/2/66 | London (OHL) | 13 | 21 | 12 | 25 | 29 |
| Oriando, Gaetano | C-R | 5-8 | 175 | 175 | Montreal, Quebec | 11/16/62 | Buffalo/Rochester (AHL) | 61 | 13 | 12 | 25 | 29 |
| Parker, Jeff | RWR | 6-3 | 198 | 198 | St. Paul, Minnesota | 9/7/64 | Michigan State (NCAA) | 41 | 15 | 20 | 35 | 88 |
| Perreault, Gil | C-L | 6-0 | 209 | 209 | Victoriaville, Quebec | 11/13/50 | Buffalo | 72 | 21 | 39 | 60 | 28 |
| Priestley, Ken | C-L | 5-10 | 172 | 172 | Vancouver, B.C. | 8/24/67 | Rochester (AHL) | 4 | 0 | 2 | 0 | 0 |
| Risau, Andrew | RWR | 6-5 | 230 | 230 | Winnipeg, Manitoba | 1/28/61 | Carolina (ACHL)/Rochester (AHL) | 40 | 1 | 2 | 3 | 170 |
| Rooper, Larry | RW | 5-11 | 165 | 165 | Boston, Mass. | 1/30/68 | Thayer | 24 | 20 | 35 | 55 | 0 |
| Ruff, Lundy | D-L | 6-2 | 190 | 190 | Warburg, Alberta | 2/17/60 | Buffalo | 54 | 20 | 12 | 32 | 158 |
| Ruru, Christian | C | 5-11 | 185 | 185 | Finland | 2/20/64 | Finnish Elite/Nationals | 36 | 16 | 38 | 54 | 41 |
| Selling, Ric | RWR | 6-1 | 180 | 180 | Finland | 12/15/57 | Buffalo | 69 | 12 | 13 | 25 | 74 |
| Sheppard, Ray | RWR | 6-1 | 196 | 196 | Finland | 5/27/66 | Cornwall (OHL) | 63 | 81 | 61 | 142 | 25 |
| Smith, Doug | C-R | 5-11 | 180 | 180 | Pembroke, Ontario | 5/17/63 | Buffalo/Los Angeles | 78 | 18 | 20 | 38 | 129 |
| Trapp, Doug | M/L | 6-0 | 182 | 182 | Ottawa, Ontario | 11/28/65 | Rochester (AHL) | 75 | 21 | 42 | 63 | 86 |
| Tucker, John | C-R | 6-0 | 185 | 185 | Balcarres, Sask. | 9/29/64 | Buffalo | 75 | 31 | 34 | 65 | 69 |
| Vandorp, Wayne | RW | 6-5 | 230 | 230 | Windsor, Ontario | 5/19/61 | Holland | 79 | 25 | 32 | 59 | 69 |
| Veret, Claude | C-L | 5-9 | 165 | 165 | Lachine, Quebec | 4/20/63 | Rochester (AHL) | 52 | 19 | 32 | 51 | 14 |
| Anderson, Shawn | D-R | 6-1 | 191 | 191 | Montreal, Quebec | 2/7/68 | Team Canada | 49 | 4 | 14 | 19 | 38 |
| Arndt, Troy | D-L | 6-0 | 195 | 195 | Regina, Sask. | 4/30/68 | Portland | 63 | 3 | 20 | 23 | 288 |
| Baldris, Miguel | D-L | 6-0 | 192 | 192 | Montreal, Quebec | 1/30/69 | Shawinigan | 67 | 2 | 31 | 33 | 101 |
| Brown, Greg | D-R | 5-11 | 182 | 182 | Hartford, CT | 3/7/68 | St. Marks High | 19 | 22 | 28 | 50 | 50 |
| Brownshiede, Jack | D-L | 6-2 | 191 | 191 | Buffalo, N.Y. | 10/2/55 | Hartford/Binghamton (AHL) | 67 | 5 | 26 | 31 | 18 |
| Burton, James | D-L | 6-1 | 187 | 187 | Brantford, Ontario | 11/13/61 | Ft. Wayne (OHL) | 82 | 30 | 64 | 94 | 47 |
| Dunn, Richie | D-L | 6-0 | 195 | 195 | Boston, Mass. | 5/12/57 | Buffalo/Rochester (AHL) | 63 | 11 | 22 | 33 | 37 |
| Dystra, Steve | D-L | 6-2 | 190 | 190 | Edmonton, Alberta | 2/3/62 | Rochester (AHL)/Flint (IHL) | 65 | 4 | 21 | 25 | 108 |
| Engblom, Brian | D-L | 6-2 | 190 | 190 | Winnipeg, Manitoba | 1/27/55 | Buffalo/Los Angeles | 79 | 4 | 17 | 21 | 77 |
| Fenves, Dave | D-L | 5-11 | 190 | 190 | Dunville, Ontario | 4/29/60 | Buffalo | 47 | 0 | 7 | 7 | 37 |
| Ferner, Mark | D-L | 6-0 | 180 | 180 | Regina, Sask. | 9/5/65 | Rochester (AHL) | 63 | 3 | 13 | 16 | 87 |
| Gasseau, James | D-R | 6-2 | 205 | 205 | Carleton, Quebec | 5/4/66 | Drummondville (OHL) | 46 | 20 | 31 | 51 | 155 |
| Hajt, Bill | D-L | 6-3 | 205 | 205 | Radisson, Sask. | 11/18/51 | Buffalo | 37 | 1 | 16 | 17 | 25 |
| Halkidis, Bob | D-L | 5-11 | 196 | 196 | Toronto, Ontario | 3/5/66 | Buffalo | 45 | 2 | 7 | 10 | 115 |
| Hofford, James | D-R | 6-0 | 188 | 188 | Sudbury, Ontario | 10/4/64 | Buffalo/Rochester (AHL) | 49 | 15 | 47 | 62 | 34 |
| Hoover, Tim | D-L | 5-10 | 175 | 175 | North Bay, Ontario | 1/9/65 | Rochester (AHL) | 79 | 2 | 5 | 9 | 153 |
| Housley, Phil | D-L | 5-10 | 180 | 180 | St. Paul, Minnesota | 3/9/64 | Buffalo | 49 | 2 | 7 | 9 | 34 |
| Krupp, Uwe | D | 6-5 | 200 | 200 | West Germany | 1/7/67 | German Elite | 35 | 6 | 18 | 24 | 61 |
| Maikainen, Petri | D-L | 6-0 | 185 | 185 | Savonlinna, Finland | 2/21/65 | Oshawa (OHL) | 53 | 14 | 42 | 56 | 27 |
| Meyer, Jason | D-L | 5-10 | 185 | 185 | Regina, Sask. | 8/13/67 | Rochester (AHL) | 76 | 7 | 28 | 35 | 74 |
| Morlan, Dave | D-L | 6-2 | 194 | 194 | Tillsburg, Ontario | 12/3/60 | Sudbury, OHL | 59 | 17 | 20 | 37 | 38 |
| Ramsey, Mike | D-L | 6-3 | 190 | 190 | Minneapolis, Minnesota | 2/22/65 | Buffalo | 76 | 7 | 21 | 28 | 117 |
| Reicks, Joe | D-L | 6-3 | 195 | 195 | Peawawa, Ontario | 7/21/52 | Buffalo/Rochester (AHL) | 80 | 3 | 25 | 28 | 193 |
| Russell, Phil | D-L | 6-2 | 200 | 200 | Edmonton, Alberta | 3/14/66 | Buffalo/New Jersey | 42 | 4 | 6 | 10 | 63 |
| Barraso, Tom | 6-3 | 195 | 195 | 195 | Boston, Mass. | 3/31/65 | Buffalo | 60 | 3561 | 214 | 7 | 3.61 |
| Cloutier, Jacques | 5-7 | 155 | 155 | 155 | Noranda, Quebec | 1/3/60 | Buffalo/Rochester (AHL) | 15 | 868 | 40 | 0 | 2.76 |
| Craig, Mike | 6-0 | 165 | 165 | 165 | Calgary, Alberta | 11/1/62 | Buffalo/Rochester (AHL) | 47 | 2573 | 183 | 0 | 4.27 |
| Puppa, Daren | 6-3 | 195 | 195 | 195 | Kirkland Lake, Ontario | 3/23/65 | Buffalo/Rochester (AHL) | 32 | 1830 | 78 | 0 | 2.56 |
| Rein, Kenton | 5-11 | 198 | 198 | 198 | Saskatoon, Sask. | 9/12/67 | Prince Albert | 23 | 1302 | 78 | 0 | 2.56 |
| Wakuluk, Darcy | 5-11 | 181 | 181 | 181 | Pincher Creek, Alta. | 3/14/66 | Spokane (WHL) | 47 | 2562 | 224 | 1 | 5.25 |


DEFENSEMEN:

| Player | Pos | Sht | Ht. | Wt. | Place of Birth | Date | 1985-86 Club | GP | G | A | PTS | PIM |
|-------------------|------|------|-----|-----|------------------------|----------|-----------------------------|----|------|-----|-----|------|
| Anderson, Shawn | D-R | 6-1 | 191 | 191 | Montreal, Quebec | 2/7/68 | Team Canada | 49 | 4 | 14 | 19 | 38 |
| Arndt, Troy | D-L | 6-0 | 195 | 195 | Regina, Sask. | 4/30/68 | Portland | 63 | 3 | 20 | 23 | 288 |
| Baldris, Miguel | D-L | 6-0 | 192 | 192 | Montreal, Quebec | 1/30/69 | Shawinigan | 67 | 2 | 31 | 33 | 101 |
| Brown, Greg | D-R | 5-11 | 182 | 182 | Hartford, CT | 3/7/68 | St. Marks High | 19 | 22 | 28 | 50 | 50 |
| Brownshiede, Jack | D-L | 6-2 | 191 | 191 | Buffalo, N.Y. | 10/2/55 | Hartford/Binghamton (AHL) | 67 | 5 | 26 | 31 | 18 |
| Burton, James | D-L | 6-1 | 187 | 187 | Brantford, Ontario | 11/13/61 | Ft. Wayne (OHL) | 82 | 30 | 64 | 94 | 47 |
| Dunn, Richie | D-L | 6-0 | 195 | 195 | Boston, Mass. | 5/12/57 | Buffalo/Rochester (AHL) | 63 | 11 | 22 | 33 | 37 |
| Dystra, Steve | D-L | 6-2 | 190 | 190 | Edmonton, Alberta | 2/3/62 | Rochester (AHL)/Flint (IHL) | 65 | 4 | 21 | 25 | 108 |
| Engblom, Brian | D-L | 6-2 | 190 | 190 | Winnipeg, Manitoba | 1/27/55 | Buffalo/Los Angeles | 79 | 4 | 17 | 21 | 77 |
| Fenves, Dave | D-L | 5-11 | 190 | 190 | Dunville, Ontario | 4/29/60 | Buffalo | 47 | 0 | 7 | 7 | 37 |
| Ferner, Mark | D-L | 6-0 | 180 | 180 | Regina, Sask. | 9/5/65 | Rochester (AHL) | 63 | 3 | 13 | 16 | 87 |
| Gasseau, James | D-R | 6-2 | 205 | 205 | Carleton, Quebec | 5/4/66 | Drummondville (OHL) | 46 | 20 | 31 | 51 | 155 |
| Hajt, Bill | D-L | 6-3 | 205 | 205 | Radisson, Sask. | 11/18/51 | Buffalo | 37 | 1 | 16 | 17 | 25 |
| Halkidis, Bob | D-L | 5-11 | 196 | 196 | Toronto, Ontario | 3/5/66 | Buffalo | 45 | 2 | 7 | 10 | 115 |
| Hofford, James | D-R | 6-0 | 188 | 188 | Sudbury, Ontario | 10/4/64 | Buffalo/Rochester (AHL) | 49 | 15 | 47 | 62 | 34 |
| Hoover, Tim | D-L | 5-10 | 175 | 175 | North Bay, Ontario | 1/9/65 | Rochester (AHL) | 79 | 2 | 5 | 9 | 153 |
| Housley, Phil | D-L | 5-10 | 180 | 180 | St. Paul, Minnesota | 3/9/64 | Buffalo | 49 | 2 | 7 | 9 | 34 |
| Krupp, Uwe | D | 6-5 | 200 | 200 | West Germany | 1/7/67 | German Elite | 35 | 6 | 18 | 24 | 61 |
| Maikainen, Petri | D-L | 6-0 | 185 | 185 | Savonlinna, Finland | 2/21/65 | Oshawa (OHL) | 53 | 14 | 42 | 56 | 27 |
| Meyer, Jason | D-L | 5-10 | 185 | 185 | Regina, Sask. | 8/13/67 | Rochester (AHL) | 76 | 7 | 28 | 35 | 74 |
| Morlan, Dave | D-L | 6-2 | 194 | 194 | Tillsburg, Ontario | 12/3/60 | Sudbury, OHL | 59 | 17 | 20 | 37 | 38 |
| Ramsey, Mike | D-L | 6-3 | 190 | 190 | Minneapolis, Minnesota | 2/22/65 | Buffalo | 76 | 7 | 21 | 28 | 117 |
| Reicks, Joe | D-L | 6-3 | 195 | 195 | Peawawa, Ontario | 7/21/52 | Buffalo/Rochester (AHL) | 80 | 3 | 25 | 28 | 193 |
| Russell, Phil | D-L | 6-2 | 200 | 200 | Edmonton, Alberta | 3/14/66 | Buffalo/New Jersey | 42 | 4 | 6 | 10 | 63 |
| Barraso, Tom | 6-3 | 195 | 195 | 195 | Boston, Mass. | 3/31/65 | Buffalo | 60 | 3561 | 214 | 7 | 3.61 |
| Cloutier, Jacques | 5-7 | 155 | 155 | 155 | Noranda, Quebec | 1/3/60 | Buffalo/Rochester (AHL) | 15 | 868 | 40 | 0 | 2.76 |
| Craig, Mike | 6-0 | 165 | 165 | 165 | Calgary, Alberta | 11/1/62 | Buffalo/Rochester (AHL) | 47 | 2573 | 183 | 0 | 4.27 |
| Puppa, Daren | 6-3 | 195 | 195 | 195 | Kirkland Lake, Ontario | 3/23/65 | Buffalo/Rochester (AHL) | 32 | 1830 | 78 | 0 | 2.56 |
| Rein, Kenton | 5-11 | 198 | 198 | 198 | Saskatoon, Sask. | 9/12/67 | Prince Albert | 23 | 1302 | 78 | 0 | 2.56 |
| Wakuluk, Darcy | 5-11 | 181 | 181 | 181 | Pincher Creek, Alta. | 3/14/66 | Spokane (WHL) | 47 | 2562 | 224 | 1 | 5.25 |

GOALTENDERS:

| Player | Pos | Sht | Ht. | Wt. | Place of Birth | Date | 1985-86 Club | GP | MINS | GA | SO | AVE |
|-------------------|-----|-----|-----|-----|------------------|---------|-------------------------|----|------|-----|----|------|
| Barraso, Tom | 6-3 | 195 | 195 | 195 | Boston, Mass. | 3/31/65 | Buffalo | 60 | 3561 | 214 | 7 | 3.61 |
| Cloutier, Jacques | 5-7 | 155 | 155 | 155 | Noranda, Quebec | 1/3/60 | Buffalo/Rochester (AHL) | 15 | 868 | 40 | 0 | 2.76 |
| Craig, Mike | 6-0 | 165 | 165 | 165 | Calgary, Alberta | 11/1/62 | Buffalo/Rochester (AHL) | 47 | | | | |

BO MIKAEL ANDERSSON



Center

Born:
Malmö, Sweden
May 10, 1966
Height: 5'9"
Weight: 185
Shoots: Left
Last Amateur Club:
Vastra Frolunda (Sweden)


The Sabres had never successfully tapped the Swedish pool of hockey talent in the organization's first 15 years either through the draft or free agent signings, until Scott Bowman chose Mike in the first round of the 1984 Entry Draft at Montreal.

He was the 18th player chosen overall and was rated the best available junior in Europe on the basis of his play with the Vastra Frolunda club the year before. He played for the National Junior Team of Sweden in the World Junior Championship and the European Championship competitions in 1983-84, and attended his first Buffalo training camp in the fall of 1984 before returning for his final junior season.


Mike impressed Sabres scouts with an extraordinarily high rating in the area of "desire" on top of his acknowledged hockey skills, prompting his high draft selection. He was a junior team mate of the Sabres 1985 first round draft selection, defenseman Calle Johansson with the Vasta Frolunda club.

PROFESSIONAL RECORD

| Season | Club | League | REGULAR SEASON | | | | | PLAYOFFS | | | | | | |
|---------|-----------------|--------|----------------|----|----|-----|-----|----------|---|---|-----|-----|---|---|
| | | | GP | G | A | PTS | PIM | GP | G | A | PTS | PIM | | |
| 1983-84 | Vastra Frolunda | | 12 | 0 | 2 | 2 | 6 | — | — | — | — | — | — | — |
| 1984-85 | Vastra Frolunda | | 32 | 16 | 11 | 27 | 18 | — | — | — | — | — | — | — |
| 1985-86 | Buffalo | NHL | 33 | 1 | 9 | 10 | 63 | — | — | — | — | — | — | — |
| | Rochester | AHL | 20 | 10 | 4 | 14 | 6 | — | — | — | — | — | — | — |
| | NHL Totals | | 33 | 1 | 9 | 10 | 63 | | | | | | | |



DAVE ANDREYCHUK



Center

Born:
Hamilton, Ontario
September 29, 1963
Height: 6'3"
Weight: 200
Shoots: Right
Last Amateur Club:
Oshawa Generals (JRS.)

The Scene: Boston Garden on the wintry night of February 6, 1986. The confrontation: Buffalo versus the Bruins, both locked in the season-long red-hot Adams Division race.

The hero (or the villain in the Bruins' case): A rangy center whose scoring exploits have already made him one of the top guns in Sabres history.

For it was this night that Dave scored a club record five goals as his Sabres blasted the Bruins 8-6 in the finest single scoring exploit by a Buffalo player in NHL history. And all five of the goals would easily classify as the "pretty" variety as he drove Bruins goalie Doug Keans from the net with the quintet in the first two periods.

To date in his career, Dave is the league's most effective goal scorer per game played of forwards drafted in 1982, and he's led the club in goals two of his first four seasons, finishing second to Mike Foligno's 41 in 1985-86.


Dave was the Sabres third of three first-round draft picks in 1982, picked 16th overall, and joined the Sabres early in the 1982-83 season from his Oshawa junior team, scoring 18 goals in 43 games as a rookie.

He scored a goal in his first NHL game against Quebec on October 6, 1982 and has been a consistent scorer ever since. He and team mate John Tucker, share bachelor quarters during the season, and Dave returns to his Hamilton, Ont. home during the summer months.

PROFESSIONAL RECORD

| Season | Club | League | REGULAR SEASON | | | | | PLAYOFFS | | | | |
|---------|------------|--------|----------------|-----|-----|-----|-----|----------|---|---|-----|-----|
| | | | GP | G | A | PTS | PIM | GP | G | A | PTS | PIM |
| 1982-83 | Buffalo | NHL | 43 | 14 | 23 | 37 | 16 | 4 | 1 | 0 | 1 | 4 |
| 1983-84 | Buffalo | NHL | 78 | 38 | 42 | 80 | 42 | 2 | 0 | 1 | 1 | 2 |
| 1984-85 | Buffalo | NHL | 64 | 31 | 30 | 61 | 54 | 5 | 4 | 3 | 7 | 4 |
| 1985-86 | Buffalo | NHL | 80 | 36 | 51 | 87 | 61 | — | — | — | — | — |
| | NHL Totals | | 265 | 119 | 146 | 265 | 173 | 11 | 5 | 4 | 9 | 10 |

SCOTT ARNEIL



Left Wing

Born:
Kingston, Ontario
September 19, 1960
Height: 6'2"
Weight: 190
Shoots: Left
Last Amateur Club:
Cornwall Royals (JRS.)

Moments after the Sabres announced a trade for Scott at the Montreal NHL meetings this past June, one of the Winnipeg Jets broadcasters who has watched the 26-year-old winger play the past few seasons said it may have been his lucky day.

"A change of scenery should be the best thing for Scott," he said. "A fresh start may just be the spur to lift his game up to an even higher level, and it couldn't happen to a better guy."

The record on Arneil shows consistent effort and consistent point totals since he turned pro during the 1981-82 season after an outstanding junior career with the Cornwall Royals and a slot on the Canadian team which won the World Junior Hockey Championship that winter.


He was a team mate of the Jets Dale Hawerchuk on two Memorial Cup winners in Cornwall, and was the Jets second choice (22nd overall) in the 1981 draft.

Scott is capable of playing all three forward positions and is considered to be a good clutch player who likes to make open-ice bodychecks.


He makes his off-season home in Kingston where he plays golf and owns a summer cottage in the nearby Lake Ontario Islands.

PROFESSIONAL RECORD

| Season | Club | League | REGULAR SEASON | | | | | PLAYOFFS | | | | |
|---------|------------|--------|----------------|----|----|-----|-----|----------|---|---|-----|-----|
| | | | GP | G | A | PTS | PIM | GP | G | A | PTS | PIM |
| 1979-80 | Cornwall | QMJHL | 61 | 22 | 28 | 51 | 51 | — | — | — | — | — |
| 1980-81 | Cornwall | QMJHL | 68 | 52 | 71 | 123 | 102 | — | — | — | — | — |
| 1981-82 | Cornwall | OHL | 24 | 18 | 26 | 44 | 43 | — | — | — | — | — |
| | Winnipeg | NHL | 17 | 1 | 8 | 9 | 14 | — | — | — | — | — |
| 1982-83 | Winnipeg | NHL | 75 | 13 | 5 | 18 | 46 | 2 | 0 | 0 | 0 | 0 |
| 1983-84 | Winnipeg | NHL | 80 | 21 | 35 | 56 | 68 | 2 | 0 | 0 | 0 | 5 |
| 1984-85 | Winnipeg | NHL | 79 | 22 | 22 | 44 | 81 | 8 | 1 | 2 | 3 | 5 |
| 1985-86 | Winnipeg | NHL | 80 | 18 | 25 | 43 | 40 | 3 | 0 | 0 | 0 | 12 |
| | NHL Totals | | 331 | 75 | 95 | 170 | 249 | 15 | 1 | 2 | 3 | 36 |



TOM BARRASSO



Goaltender

Born:
Boston, Mass.
March 31, 1965
Height: 6'3"
Weight: 195
Shoots: Right
Last Amateur Club:
Acton-Boxboro High School

Few goaltenders have ever made as much impact on the NHL in their first three seasons as 21-year-old Barrasso. Drafted by the Sabres fifth overall in 1983 after a sensational career at Acton-Boxboro High School near Boston, Mass., Tom faced many questions about his ability to play in the big leagues at the ripe old age of 18 and after a high school playing career, plus a stint on the U.S. Junior team.

He wasted no time answering the questions, starring as a rookie with a league-best 2.84 goals against average in 42 games, two shutouts, and a crowd-pleasing, aggressive style in the nets.

He was voted the NHL's rookie-of-the-year that following spring, voted first All Star goalie, won the Vezina trophy and obviously chosen for the NHL All-Rookie team.

His second season continued the record blitz. Tom was named to the second All-Star team, finished second for the Vezina, shared the Jennings Trophy with Bob Sauve, and notched five shutouts.


Last season, as the Sabres slid from the playoffs for the first time in more than a decade, Tom's numbers weren't as impressive as his first two campaigns, but he took on even more of the brunt of goaltending duties, and had established himself as a proven veteran, all before he was old enough to legally order a beer in nearly every state.

Tom changed his state during the off season, from single to married. He and his wife, Meigan, live in suburban Williamsville.

PROFESSIONAL RECORD

| Season | Club | League | REGULAR SEASON | | | PLAYOFFS | | |
|---------|------------|--------|----------------|-----|---------|----------|----|---------|
| | | | GPMINS | GA | SO AVG. | GPMINS | GA | SO AVG. |
| 1983-84 | Buffalo | NHL | 42 2475 | 117 | 2 2.84 | 3 139 | 8 | 0 3.45 |
| 1984-85 | Buffalo | NHL | 54 3248 | 144 | 5 2.66 | 5 300 | 22 | 0 4.40 |
| | Rochester | AHL | 5 267 | 6 | 1 1.34 | — | — | — |
| 1985-86 | Buffalo | NHL | 60 3561 | 214 | 2 3.61 | — | — | — |
| | NHL Totals | | 156 9284 | 475 | 9 3.07 | 8 439 | 30 | 0 4.10 |

JACQUES CLOUTIER



Goaltender

Born:
Noranda, Quebec
January 3, 1960
Height: 5'7"
Weight: 155
Shoots: Left
Last Amateur Club:
Three Rivers Draveurs
(JRS.)

Performance plus desire translates into leadership, and Jacques has been nothing but a leader in his first six professional seasons.

But injuries have taken their toll on the slight native of Noranda, Que., who's one of the smallest goalies in pro hockey. Hurt much of last year, he came on in the season's second half to play 15 games with the Sabres, post one shutout and a solid 3.37 goals against average. He was recalled from Rochester where he had a sparkling 2.73 goals against in 14 starts, following a long off season recuperation from a knee injury suffered early in the 1984-85 schedule. In 1982 a broken collarbone also put him out of the lineup for a lengthy stretch.


Jacques also played one other game for the Sabres last season, keeping the Sabres in the thick of the contest against Moscow Dynamo in that January exhibition game in the Aud, won 7-4 by the Soviets.

He was Buffalo's third round pick in the 1979 draft, turned pro in 1980, and has split season with Rochester and Buffalo every year but one since then. In 1983, his performance in the American League playoffs led the Amerks to the Calder Cup. He was the Quebec Major Junior Hockey League's all-star goalie in 1978-79.


A pepper pot of enthusiasm on and off the ice, Jacques has one of the better glove hands among NHL goalies and challenges shooters more than when he came out of junior hockey.

PROFESSIONAL RECORD

| Season | Club | League | REGULAR SEASON | | | PLAYOFFS | | | | | |
|---------|------------|--------|----------------|------|---------|----------|------|----|------|----|--------|
| | | | GPMINS | GA | SO AVG. | GPMINS | GA | SO | AVG. | | |
| 1980-81 | Rochester | AHL | 61 | 3478 | 209 | 1 | 3.61 | — | — | — | — |
| 1981-82 | Buffalo | NHL | 7 | 311 | 13 | 0 | 2.51 | — | — | — | — |
| | Rochester | AHL | 23 | 1366 | 64 | 0 | 2.81 | — | — | — | — |
| 1982-83 | Buffalo | NHL | 25 | 1390 | 81 | 0 | 3.50 | — | — | — | — |
| | Rochester | AHL | 13 | 634 | 42 | 0 | 3.97 | 16 | 992 | 47 | 0 2.84 |
| 1983-84 | Rochester | AHL | 51 | 2842 | 172 | 1 | 3.63 | 18 | 1145 | 68 | 0 3.56 |
| 1984-85 | Buffalo | NHL | 1 | 65 | 4 | 0 | 3.67 | — | — | — | — |
| | Rochester | AHL | 4 | 804 | 36 | 0 | 2.68 | — | — | — | — |
| 1985-86 | Buffalo | NHL | 15 | 872 | 49 | 1 | 3.37 | — | — | — | — |
| | Rochester | AHL | 14 | 835 | 38 | 1 | 2.73 | — | — | — | — |
| | NHL Totals | | 48 | 2638 | 147 | 1 | 3.34 | — | — | — | — |



ADAM CREIGHTON



Center

Born:
Burlington, Ontario
June 2, 1965
Height: 6'5"
Weight: 202
Shoots: Left
Last Amateur Club:
Ottawa 67's (JRS.)

At the age of 21, Adam appears to have filled out physically and in experience from the gangly youngster who was chosen in the first round (11th overall) by the Sabres in the 1983 Entry Draft.

His junior credentials were impeccable, as Creighton led the Ottawa 67's to the Memorial Cup in 1984 and was named the Cup tournament's Most Valuable Player after an astounding 18 goals and 39 assists in 21 Cup games. In that same season he also played in Sabres colors for seven games before being returned to his junior club.

The next season (1984-85) Adam began the year with Buffalo, was loaned to the Team Canada side for their World Junior Hockey Championships, and was an outstanding player as the Canadians won the title. Later he returned to Ottawa for more junior play and then finished the season with regular season and playoff duty at Rochester.


At Rochester he was named American Hockey League player-of-the-week in his brief stint, so changing addresses hasn't seemed to affect the rugged center's hockey skills in his brief career. He set up the winning goal in his first NHL game against Hartford December 17, 1983.

Adam comes from a hockey family. His father, Dave, played 10 seasons with Boston, Chicago, Toronto and New York Rangers in the NHL, and also with Rochester and Buffalo in the AHL. He grew up in nearby Welland, Ont., and still makes his off season home there. Adam is single and another of the fine (off-season) golfers on the Sabres roster.

PROFESSIONAL RECORD

| Season | Club | League | REGULAR SEASON | | | | | PLAYOFFS | | | | |
|---------|------------|--------|----------------|----|----|-----|-----|----------|----|----|-----|-----|
| | | | GP | G | A | PTS | PIM | GP | G | A | PTS | PIM |
| 1983-84 | Buffalo | NHL | 30 | 2 | 8 | 10 | 33 | — | — | — | — | — |
| | Rochester | AHL | 6 | 5 | 3 | 8 | 2 | 5 | 2 | 1 | 3 | 20 |
| 1984-85 | Buffalo | NHL | 7 | 2 | 2 | 4 | 4 | — | — | — | — | |
| | Ottawa | OHL | 56 | 42 | 49 | 91 | 79 | 18 | 21 | 18 | 39 | — |
| 1985-86 | Buffalo | NHL | 20 | 1 | 1 | 2 | 2 | — | — | — | — | |
| | Rochester | AHL | 32 | 17 | 21 | 38 | 27 | — | — | — | — | |
| | NHL Totals | | 57 | 5 | 11 | 16 | 39 | — | — | — | — | |

PAUL CYR



Left Wing

Born:
Port Alberni, B.C.
October 31, 1963
Height: 5'10"
Weight: 185
Shoots: Left
Last Amateur Club:
Victoria Cougars (JRS.)

A career on steady upward rise is the best way to describe the improvement in this hard-shooting left winger. Paul's points total last season was the best in his four-year pro career which began during 1982-83 schedule.

Always scrappy as a junior, Paul nearly doubled his penalty minutes in 1985-86, as he finished third among Sabres forwards in time in the penalty box with 120 minutes in 71 games. Cyr didn't pick his spots to mix it up either, but despite his increased time cooling off, he still managed 20 goals and 31 assists.


Drafted in the first round in 1982 as the ninth overall selection, he played part of the next season in junior hockey and was with Team Canada that season as well as the one before in the World Junior Hockey Championship tournament. After the tournament was over in early 1983, Scotty Bowman brought Cyr to Buffalo and he scored a solid 15 goals in his first 36 pro games.

Armed with a hard slap shot, Cyr is a streak scorer, twice notching five goals in five games with Buffalo, and singlehandedly winning a March 1983 contest against Boston with a hat trick scored within 4:27 of the third period for a 3-2 Buffalo victory.


A bachelor who lives in Amherst during the season and returns to British Columbia in the off season, Paul is a favorite among many of the Sabres teenage fans.

PROFESSIONAL RECORD

| Season | Club | League | REGULAR SEASON | | | | | PLAYOFFS | | | | |
|------------|---------|--------|----------------|----|----|-----|-----|----------|---|---|-----|-----|
| | | | GP | G | A | PTS | PIM | GP | G | A | PTS | PIM |
| 1982-83 | Buffalo | NHL | 36 | 15 | 12 | 27 | 59 | 10 | 1 | 3 | 4 | 6 |
| 1983-84 | Buffalo | NHL | 71 | 16 | 27 | 43 | 52 | 3 | 0 | 1 | 1 | 0 |
| 1984-85 | Buffalo | NHL | 71 | 22 | 24 | 46 | 63 | 5 | 2 | 2 | 4 | 15 |
| 1985-86 | Buffalo | NHL | 71 | 20 | 31 | 51 | 120 | — | — | — | — | — |
| NHL Totals | | | 249 | 73 | 94 | 164 | 294 | 18 | 3 | 6 | 9 | 21 |



STEVE DYKSTRA



Defense

Born:
Edmonton, Alberta
December 1, 1962
Height: 6'2"
Weight: 190
Shoots: Left
Last Amateur Club:
Seattle Breakers (JRS.)

It was a good news season and a bad news summer for the Sabres rookie defenseman.

In his first shot at the NHL, Steve moved into regular duty on the Buffalo back line, and impressed coaches and fans alike with his rugged, pugnacious style of play. At season's end he was voted the winner of the Fred T. Hunt Memorial Trophy as the Sabres best first-year player.

Participation in an NHL development camp along with Hockey Canada in August at Calgary brought the bad news. Steve injured his left knee in an on-ice accident and just weeks later was seriously injured in an auto accident. His status for this season is up in the air, but complete recovery is expected.


Getting behind is just another challenge for the 24-year-old native of Edmonton. Undrafted after his junior career with the Seattle Breakers, Steve signed a pro contract with the Sabres in 1982 and was assigned to Rochester, where he played three seasons, always topping the 100-minute penalty mark with his robust style of play.

His work there earned him promotion last fall after an outstanding training camp and pre-season, and Steve didn't fail to respond to the challenge of his first big league season at all.

PROFESSIONAL RECORD

| Season | Club | League | REGULAR SEASON | | | | | PLAYOFFS | | | | |
|------------|-----------|--------|----------------|---|----|-----|-----|----------|---|---|-----|-----|
| | | | GP | G | A | PTS | PIM | GP | G | A | PTS | PIM |
| 1982-83 | Rochester | AHL | 70 | 2 | 16 | 18 | 100 | 15 | 0 | 5 | 5 | 27 |
| 1983-84 | Rochester | AHL | 64 | 3 | 19 | 22 | 141 | 6 | 0 | 0 | 0 | 46 |
| 1984-85 | Rochester | AHL | 51 | 9 | 23 | 32 | 113 | 2 | 0 | 1 | 1 | 10 |
| 1985-86 | Buffalo | NHL | 65 | 4 | 21 | 25 | 108 | — | — | — | — | — |
| NHL Totals | | | 65 | 4 | 21 | 25 | 108 | — | — | — | — | — |

BRIAN ENGBLOM



Defense

Born:
Winnipeg, Manitoba
January 27, 1955
Height: 6'2"
Weight: 190
Shoots: Left
Last Amateur Club:
Univ. Wisconsin Badgers
(WCHA)

It was a reunion of sorts when Brian was obtained by the Sabres earlier this year, one which provided pleasant memories for the 31-year-old defenseman who grew up in Winnipeg.


He rejoined Scotty Bowman, his coach when Brian earned a place in hockey history as a member of the Stanley Cup Champion Montreal Canadiens in 1978 and 1979, the high points to date of his lengthy pro career. But there have been others for the steady, stay-at-home defenseman. He was named NHL Second All Star Team in 1981-82, a year after playing on the Team Canada side in the Canada Cup.

Brian is one of the key building blocks on the rebuilt Sabres defense, as Scotty Bowman searches for the right mix of youth and experience to shore up the Buffalo end of the rink.


He played five seasons with Montreal before being traded to Washington in 1982. In the early 1983-84 season he was sent to the Los Angeles Kings and came to Buffalo from LA in the deal which also brought teammate Doug Smith to Buffalo. He and his wife, Cindy, and their daughter Erika, now make their home in suburban Amherst.

PROFESSIONAL RECORD

| Season | Club | League | REGULAR SEASON | | | | | PLAYOFFS | | | | | | |
|---------|-------------|--------|----------------|----|-----|-----|-----|----------|---|----|-----|-----|---|---|
| | | | GP | G | A | PTS | PIM | GP | G | A | PTS | PIM | | |
| 1973-74 | U. Wisc. | WCHA | 36 | 10 | 21 | 31 | 54 | — | — | — | — | — | — | — |
| 1974-75 | U. Wisc. | WCHA | 38 | 13 | 23 | 36 | 58 | — | — | — | — | — | — | — |
| 1975-76 | Nova Scotia | AHL | 73 | 4 | 34 | 38 | 79 | 9 | 1 | 7 | 8 | 26 | — | — |
| 1976-77 | Nova Scotia | AHL | 80 | 8 | 42 | 50 | 89 | 11 | 3 | 10 | 13 | 10 | — | — |
| | Montreal | NHL | — | — | — | — | — | 2 | 0 | 0 | 0 | 2 | — | — |
| 1977-78 | Nova Scotia | AHL | 7 | 1 | 5 | 6 | 4 | — | — | — | — | — | — | — |
| | Montreal | NHL | 28 | 1 | 2 | 3 | 23 | 5 | 0 | 0 | 0 | 2 | — | — |
| 1978-79 | Montreal | NHL | 62 | 3 | 11 | 14 | 60 | 16 | 0 | 1 | 1 | 11 | — | — |
| 1979-80 | Montreal | NHL | 70 | 3 | 20 | 23 | 43 | 10 | 2 | 4 | 6 | 6 | — | — |
| 1980-81 | Montreal | NHL | 80 | 3 | 25 | 28 | 96 | 3 | 1 | 0 | 1 | 4 | — | — |
| 1981-82 | Montreal | NHL | 76 | 4 | 29 | 33 | 76 | 5 | 0 | 2 | 2 | 14 | — | — |
| 1982-83 | Washington | NHL | 73 | 5 | 22 | 27 | 59 | 4 | 0 | 2 | 2 | 2 | — | — |
| 1983-84 | Washington | NHL | 6 | 0 | 1 | 1 | 8 | — | — | — | — | — | — | — |
| | Los Angeles | NHL | 74 | 2 | 27 | 29 | 59 | — | — | — | — | — | — | — |
| 1984-85 | Los Angeles | NHL | 79 | 4 | 19 | 23 | 70 | 3 | 0 | 0 | 0 | 2 | — | — |
| 1985-86 | Los Angeles | NHL | 49 | 3 | 13 | 16 | 61 | — | — | — | — | — | — | — |
| | Buffalo | NHL | 30 | 1 | 4 | 5 | 16 | — | — | — | — | — | — | — |
| | NHL Totals | | 627 | 29 | 173 | 202 | 571 | 48 | 3 | 9 | 12 | 43 | — | — |



DAVE FENYVES



Defense

Born:
Dunnville, Ontario
April 29, 1960
Height: 5'11"
Weight: 188
Shoots: Left
Last Amateur Club:
Peterborough Petes (JRS.)

The components of a successful NHL hockey team include a mix of flash with large dosages of Dave's style of play, stay-at-home, hard-hitting defense. He's the kind of defenseman whose statistics don't reveal his value to his team when he's at his best level of play.

It was a gradual climb to the NHL for the Dunnville, Ont. native. He was signed by Buffalo as an underage free agent in 1979 after playing on the Memorial Cup champion Peterborough Petes, a junior team which consistently stresses defensive play and has turned out some of the finest backliners in the NHL in the past decade.


Dave spent his first full two seasons with Rochester, and most of his third and fourth pro campaigns, leading the Amerks in plus/minus in 1983-84. He started in the 1984-85 schedule with that club, but was recalled after nine games and played a regular turn with the Sabres for the rest of the year. For his steady efforts, Dave was voted the Sabres' Booster Club Tim Horton Memorial Award as the Unsung Hero at season's end.

Married, Dave and his wife, Rosemary make their off-season home in his native Dunnville, where he is continuing his education by taking further college courses. He plans to complete his degree after his hockey career ends. Dave scored his first NHL goal on March 8, 1985 in a game against the Chicago Black Hawks, his only goal in 141 big league outings.

PROFESSIONAL RECORD

| Season | Club | League | REGULAR SEASON | | | | | PLAYOFFS | | | | | |
|---------|------------|--------|----------------|---|----|-----|-----|----------|---|---|-----|-----|---|
| | | | GP | G | A | PTS | PIM | GP | G | A | PTS | PIM | |
| 1980-81 | Rochester | AHL | 77 | 6 | 16 | 22 | 146 | — | — | — | — | — | — |
| 1981-82 | Rochester | AHL | 73 | 3 | 14 | 17 | 168 | 5 | 0 | 1 | 1 | 4 | |
| 1982-83 | Buffalo | NHL | 24 | 0 | 8 | 8 | 14 | 4 | 0 | 0 | 0 | 0 | |
| | Rochester | AHL | 51 | 2 | 19 | 21 | 45 | — | — | — | — | — | |
| 1983-84 | Buffalo | NHL | 10 | 0 | 4 | 4 | 9 | 2 | 0 | 0 | 0 | 7 | |
| | Rochester | AHL | 70 | 3 | 16 | 19 | 55 | 16 | 1 | 4 | 5 | 22 | |
| 1984-85 | Buffalo | NHL | 60 | 1 | 8 | 9 | 27 | 5 | 0 | 0 | 0 | 2 | |
| | Rochester | AHL | 7 | 0 | 2 | 2 | 8 | — | — | — | — | — | |
| 1985-86 | Buffalo | NHL | 47 | 0 | 7 | 7 | 37 | — | — | — | — | — | |
| | NHL Totals | | 141 | 1 | 27 | 28 | 45 | 11 | 0 | 0 | 0 | 9 | |

MIKE FOLIGNO



Right Wing

Born:
Sudbury, Ontario
January 29, 1959
Height: 6'2"
Weight: 195
Shoots: Right
Last Amateur Club:
Sudbury Wolves (JRS.)

While the Olympic high jump record isn't in any jeopardy, the hockey high jump record (unofficial) must belong to the Sabres most volatile player, who's coming off his best season as a pro.

Sometimes the question is whether Mike's goals are more exciting, or the leap in the air he makes in celebration of scoring. Whatever the answer, Foligno's contributions to Buffalo hockey can be easily catalogued since he came to the Sabres in the December 2, 1981 trade which also brought Dale McCourt and Brent Peterson in exchange for Jim Schoenfeld, Derek Smith and Danny Gare.

Last season Mike led the Sabres in goals, points and high jumps, and was voted the team's Most Valuable Player and Most Popular Player, the latter for the second time. He scored a career high 41 goals, and his aggressive style in the corners also sent Mike to the penalty box for 168 minutes of cooling off.

Drafted first by Detroit and third overall in 1979, he was second to Ray Borque as the NHL Rookie-of-the-Year in 1980 and scored 77 goals in less than 2½ seasons with the Wings before the trade to Buffalo.


Possessed of a very outgoing personality and a sense of humor to match, Mike has become nearly a cult figure among area TV commercial buffs, who eagerly await the off-beat commercials in which he appears. He and his wife, Janis, and their family, live in suburban Amherst and spend much of the off season in Sudbury, Ont.

PROFESSIONAL RECORD

| Season | Club | League | REGULAR SEASON | | | | | PLAYOFFS | | | | |
|---------|------------|--------|----------------|-----|-----|-----|------|----------|---|---|-----|-----|
| | | | GP | G | A | PTS | PIM | GP | G | A | PTS | PIM |
| 1979-80 | Detroit | NHL | 80 | 36 | 35 | 71 | 109 | — | — | — | — | — |
| 1980-81 | Detroit | NHL | 80 | 28 | 35 | 63 | 210 | — | — | — | — | — |
| 1981-82 | Detroit | NHL | 26 | 13 | 13 | 26 | 28 | — | — | — | — | — |
| | Buffalo | NHL | 56 | 20 | 31 | 51 | 149 | 4 | 2 | 0 | 2 | 9 |
| 1982-83 | Buffalo | NHL | 66 | 22 | 25 | 47 | 135 | 10 | 2 | 3 | 5 | 39 |
| 1983-84 | Buffalo | NHL | 70 | 32 | 31 | 63 | 151 | 3 | 2 | 1 | 3 | 19 |
| 1984-85 | Buffalo | NHL | 77 | 27 | 29 | 56 | 154 | 5 | 1 | 3 | 4 | 12 |
| 1985-86 | Buffalo | NHL | 79 | 41 | 39 | 80 | 168 | — | — | — | — | — |
| | NHL Totals | | 534 | 219 | 238 | 457 | 1004 | 22 | 7 | 7 | 14 | 79 |



BILL HAJT



Defense

Born:
Radisson, Sask.
November 18, 1951
Height: 6'3"
Weight: 205
Shoots: Left
Last Amateur Club:
Saskatoon Blades (JRS.)

Bill enters his 15th pro season as the oldest active Sabre in terms of service and games played. Only Gil Perreault and Craig Ramsey have played more games in Buffalo colors than the quiet westerner who returns to his family's Saskatchewan farm every summer.

Bill has quietly moved into second place on the all-time scoring list of Buffalo defensemen, but he'll never be known as a goal scorer, although one of his prettiest goals came to win a game against Philadelphia in the 1975 Stanley Cup finals.

A stay-at-home type of defense, he sometimes seems to be all arms and legs to opposing forwards. Twice he was chosen to play in the mid-season NHL All-Star Game (1981 and 1985) but couldn't participate on either occasion due to injuries.

His biggest thrills in hockey came in the Sabres wins over Soviet opposition in their first two international meetings. Drafted originally in 1971, Bill stayed in college for a year before turning pro, and is continuing work on a degree in commerce.

He and his wife, Jean, and their four children, Angela, 10; Chris 7; Kerri, 4, and Sandra, 1, live in suburban Amherst during the season.

PROFESSIONAL RECORD

| Season | Club | League | REGULAR SEASON | | | | | PLAYOFFS | | | | |
|---------|------------|--------|----------------|----|-----|-----|-----|----------|---|----|-----|-----|
| | | | GP | G | A | PTS | PIM | GP | G | A | PTS | PIM |
| 1972-73 | Cincinnati | AHL | 69 | 4 | 31 | 35 | 40 | — | — | — | — | — |
| 1973-74 | Buffalo | NHL | 6 | 0 | 2 | 2 | 0 | 5 | 0 | 4 | 4 | 4 |
| | Cincinnati | AHL | 66 | 5 | 30 | 35 | 66 | — | — | — | — | — |
| 1974-75 | Buffalo | NHL | 76 | 3 | 26 | 29 | 68 | 17 | 1 | 4 | 5 | 18 |
| 1975-76 | Buffalo | NHL | 80 | 6 | 21 | 27 | 48 | 9 | 0 | 1 | 1 | 15 |
| 1976-77 | Buffalo | NHL | 79 | 6 | 20 | 26 | 56 | 6 | 0 | 1 | 1 | 4 |
| 1977-78 | Buffalo | NHL | 76 | 4 | 18 | 22 | 30 | 8 | 0 | 0 | 0 | 2 |
| 1978-79 | Buffalo | NHL | 40 | 3 | 8 | 11 | 20 | — | — | — | — | — |
| 1979-80 | Buffalo | NHL | 75 | 4 | 12 | 16 | 24 | 14 | 0 | 5 | 5 | 4 |
| 1980-81 | Buffalo | NHL | 68 | 2 | 19 | 21 | 42 | 8 | 0 | 2 | 2 | 17 |
| 1981-82 | Buffalo | NHL | 65 | 2 | 9 | 11 | 44 | 2 | 0 | 0 | 0 | 0 |
| 1982-83 | Buffalo | NHL | 72 | 3 | 12 | 15 | 26 | 10 | 0 | 0 | 0 | 4 |
| 1983-84 | Buffalo | NHL | 79 | 3 | 24 | 27 | 32 | 3 | 0 | 0 | 0 | 0 |
| 1984-85 | Buffalo | NHL | 57 | 5 | 13 | 18 | 14 | 3 | 1 | 3 | 4 | 6 |
| 1985-86 | Buffalo | NHL | 58 | 1 | 16 | 17 | 25 | — | — | — | — | — |
| | NHL Totals | | 831 | 42 | 200 | 242 | 429 | 80 | 2 | 16 | 18 | 70 |

BOB HALKIDIS



Defense

Born:

Toronto, Ontario

March 5, 1966

Height: 5'11"

Weight: 195

Shoots: Left

Last Amateur Club:

London Knights (OHL)

Capping his junior career with the London Knights with selection as the Ontario Major Junior Hockey League's best defenseman, Bob reported to the Sabres a year ago touted as a potential big offensive threat from his backline post.

In that first full NHL season some of the potential revealed itself, as skating ability and strength were evident when the 20-year-old native of Toronto got ice time.

But much of the season Bob spent watching from an unaccustomed spot in the press box, as the coaching staff went with a more experienced defense corps. When he got to play, Bob exhibited a scrappy temperament which saw him total 115 penalty minutes in only 37 games, the highest ratio of minutes per game on the Sabres.

He'll have to learn to curb his tendency to end up in the penalty box too often to make a better contribution to the Sabres fortunes. But the potential which saw him compared in raw talent to the Oilers Paul Coffey still remains, and Bob won't even turn 21 until the end of this season.

At London in the OHA, he scored 14 goals and 54 assists enroute to his selection as the league's defenseman and he has a hard, accurate shot from the point and the speed to make and take offensive openings. His first NHL action was against the Quebec Nordiques for four games during the 1984-85 Stanley Cup playoffs.




PROFESSIONAL RECORD

| Season | Club | League | REGULAR SEASON | | | | | PLAYOFFS | | | | |
|---------|------------|--------|----------------|----|----|-----|-----|----------|---|---|-----|-----|
| | | | GP | G | A | PTS | PIM | GP | G | A | PTS | PIM |
| 1983-84 | London | OHL | 51 | 9 | 22 | 31 | 123 | 8 | 0 | 2 | 2 | 27 |
| 1984-85 | Buffalo | NHL | 4 | 0 | 0 | 0 | 19 | — | — | — | — | — |
| | London | OHL | 62 | 14 | 50 | 64 | 154 | 8 | 3 | 6 | 9 | 22 |
| 1985-86 | Buffalo | NHL | 37 | 1 | 9 | 10 | 115 | — | — | — | — | — |
| | NHL Totals | | 41 | 1 | 9 | 10 | 134 | — | — | — | — | — |

Teamwork is the key.

The All-American Ford Team is proud to support the Buffalo Sabres team for 15 years in a row.




THE FORD DEALERS OF W.N.Y.
 THE ALL AMERICAN TEAM
 Home of Lifetime Service



**For more interest,
stick with Goldome.**



Goldome, with assets of \$14 billion, is the largest mutual savings bank in the United States.




We cover it all.

Exclusive play-by-play coverage of Buffalo Sabres hockey. Up-to-the-minute news and WeatherFax forecasts. And Buffalo's best music. We put more into it so you get more out of it. We cover it all.

WBEN RADIO 930



PHIL HOUSLEY



Defense

Born:

St. Paul, Minnesota

March 9, 1964

Height: 5'10"

Weight: 180

Shoots: Left

Last Amateur Club:

South St. Paul High School

At the ripe old age of 22, Phil enters this season with all the hallmarks of an established veteran, except the grizzled visage.

He's been a big leaguer since his first training camp in the fall of 1982 after a high school career in his native Minnesota which saw him compared with the talent of a latter-day Bobby Orr.

That kind of evaluation can put a heavy burden on any young player, but Phil has chosen to ignore it and try and be the best Phil Housley he can.

Despite being used sporadically as a forward to take advantage of his multiple offensive skills, Phil has made his mark in Buffalo as the most exciting and highest scoring backliner in the Sabres history.

A solid power play threat, his goal total is already the tops among Buffalo defensemen in club history and he's closing fast on the team assist record of Jerry Korab, who like Phil, occasionally played a few shifts up front, though not nearly as much as Phil.


Every season the question remains: Will Phil play defense or maybe a bit of forward? And the answer is never easy, as Head Coach Scott Bowman, who selected him sixth overall in the draft's first round in 1982, can't be blamed for tapping Phil's skills in both positions.

An all-star game selection in 1984 and runner up in the NHL rookie-of-the-year race in 1983, Phil and his wife, Karin, live in Amherst during the season and in Minnesota during the summer.

PROFESSIONAL RECORD

| Season | Club | League | REGULAR SEASON | | | | | PLAYOFFS | | | | |
|---------|------------|--------|----------------|----|-----|-----|-----|----------|---|---|-----|-----|
| | | | GP | G | A | PTS | PIM | GP | G | A | PTS | PIM |
| 1982-83 | Buffalo | NHL | 77 | 19 | 47 | 66 | 39 | 10 | 3 | 4 | 7 | 2 |
| 1983-84 | Buffalo | NHL | 75 | 31 | 46 | 77 | 33 | 3 | 0 | 0 | 0 | 6 |
| 1984-85 | Buffalo | NHL | 73 | 16 | 53 | 69 | 28 | 5 | 3 | 2 | 5 | 2 |
| 1985-86 | Buffalo | NHL | 79 | 15 | 47 | 62 | 54 | — | — | — | — | — |
| | NHL Totals | | 304 | 81 | 193 | 274 | 154 | 18 | 6 | 6 | 12 | 10 |

NORMAND LACOMBE



Right Wing

Born:
Pierrefonds, Quebec
October 18, 1964
Height: 5'11"
Weight: 206
Shoots: Right
Last Amateur Club:
Univ. of New Hampshire

If he weren't a professional hockey player, Norm's build and athletic ability might have led him into a football camp as a middle linebacker, or pumping iron in competition.

Bull-necked and strong, Norm was playing at his best level of NHL performance when he suffered a broken jaw during a collision late last season and was sidelined for the rest of the schedule.

Drafted in the first round and 10th overall by the Sabres in 1983, Norm had finished two outstanding seasons of NCAA/ECAC hockey with the University of New Hampshire, but left school to turn pro the next fall. As a college player he was selected to the all-star team at the 1982 International University Cup Tournament in Montreal.

He split his first three pro seasons between Buffalo and Rochester. Last year he started in Buffalo, was sent to the Amerks, and his play there earned a big league spot shortly after the New Year. Suddenly things seemed to fall into place, and Norm appeared confident and comfortable for the first time in Buffalo. Then the broken jaw . . .

But he returns this year with the accolade of Head Coach Scott Bowman who said during the off season that he expects Norm to continue the rapid improvement he showed before the injury.


A native of the Montreal suburb of Pierrefonds, and single, Norm spends his off season in his home town. He scored his first NHL goal December 31, 1984 against New Jersey.

PROFESSIONAL RECORD

| Season | Club | League | REGULAR SEASON | | | | | PLAYOFFS | | | | | |
|---------|-----------------|--------|----------------|----|----|-----|-----|----------|---|---|-----|-----|---|
| | | | GP | G | A | PTS | PIM | GP | G | A | PTS | PIM | |
| 1981-82 | Univ. New Hamp. | | 30 | 20 | 16 | 36 | — | — | — | — | — | — | — |
| 1982-83 | Univ. New Hamp. | | 35 | 18 | 25 | 43 | 48 | — | — | — | — | — | — |
| 1983-84 | Rochester | AHL | 44 | 10 | 16 | 26 | 45 | — | — | — | — | — | — |
| 1984-85 | Buffalo | NHL | 30 | 2 | 4 | 6 | 25 | — | — | — | — | — | — |
| | Rochester | AHL | 33 | 13 | 16 | 29 | 35 | 5 | 3 | 1 | 4 | 4 | 4 |
| 1985-86 | Buffalo | NHL | 25 | 6 | 7 | 13 | 13 | — | — | — | — | — | — |
| | Rochester | AHL | 32 | 10 | 13 | 23 | 56 | — | — | — | — | — | — |
| | NHL Totals | | 55 | 8 | 11 | 19 | 38 | — | — | — | — | — | — |



DON LEVER



Left Wing

Born:
South Porcupine, Ont.
November 14, 1952
Height: 5'11"
Weight: 185
Shoots: Left
Last Amateur Club:
Niagara Falls Flyers (OHA)

Don joined a select group when he passed the 1000 game mark in the NHL during his first season with the Sabres. He shared his playing time with the Sabres' Rochester affiliate, but ended the year in Buffalo on the sidelines due to injury.

Don's career in big league hockey has been one embodying leadership as well as performance. He was captain of the Vancouver Canucks where he spent nearly eight seasons after being chosen in the first round of the 1972 draft, the year he was named the most valuable player in the OHA.


After stints in Atlanta, Calgary and Colorado, Don played three seasons with the expansion New Jersey Devils and was that team's captain from 1982 to 1984. He played on Team Canada in the 1978 World Hockey Championships and also in the 1982 NHL All-Star Game.

Don lives in Amherst with his wife, Karen, and their children, Michael, 5, and Sarah, 3.

PROFESSIONAL RECORD

| Season | Club | League | REGULAR SEASON | | | | | PLAYOFFS | | | | |
|---------|---------------|--------|----------------|-----|-----|-----|-----|----------|---|----|-----|-----|
| | | | GP | G | A | PTS | PIM | GP | G | A | PTS | PIM |
| 1970-71 | Niagara Falls | OHL | 59 | 35 | 36 | 71 | 112 | — | — | — | — | — |
| 1971-72 | Niagara Falls | OHL | 63 | 61 | 65 | 126 | 69 | — | — | — | — | — |
| 1972-73 | Vancouver | NHL | 78 | 12 | 26 | 38 | 49 | — | — | — | — | — |
| 1973-74 | Vancouver | NHL | 78 | 23 | 25 | 48 | 28 | — | — | — | — | — |
| 1974-75 | Vancouver | NHL | 80 | 38 | 30 | 68 | 49 | 5 | 0 | 1 | 1 | 4 |
| 1975-76 | Vancouver | NHL | 80 | 25 | 40 | 65 | 93 | 2 | 0 | 0 | 0 | 0 |
| 1976-77 | Vancouver | NHL | 80 | 27 | 30 | 57 | 28 | — | — | — | — | — |
| 1977-78 | Vancouver | NHL | 75 | 17 | 32 | 49 | 58 | — | — | — | — | — |
| 1978-79 | Vancouver | NHL | 71 | 23 | 21 | 44 | 17 | 3 | 2 | 1 | 3 | 2 |
| 1979-80 | Vancouver | NHL | 51 | 21 | 17 | 38 | 32 | — | — | — | — | — |
| | Atlanta | NHL | 28 | 14 | 16 | 30 | 4 | 4 | 1 | 1 | 2 | 0 |
| 1980-81 | Calgary | NHL | 62 | 26 | 31 | 57 | 56 | 16 | 4 | 7 | 11 | 20 |
| 1981-82 | Calgary | NHL | 23 | 8 | 11 | 19 | 6 | — | — | — | — | — |
| | Colorado | NHL | 59 | 22 | 28 | 50 | 20 | — | — | — | — | — |
| 1982-83 | New Jersey | NHL | 79 | 23 | 30 | 53 | 68 | — | — | — | — | — |
| 1983-84 | New Jersey | NHL | 70 | 14 | 19 | 33 | 44 | — | — | — | — | — |
| 1984-85 | New Jersey | NHL | 67 | 10 | 8 | 18 | 31 | — | — | — | — | — |
| 1985-86 | Buffalo | NHL | 29 | 7 | 1 | 8 | 6 | — | — | — | — | — |
| | Rochester | AHL | 29 | 6 | 11 | 17 | 16 | — | — | — | — | — |
| | NHL Totals | | 1010 | 310 | 365 | 675 | 589 | 30 | 7 | 10 | 17 | 26 |

GATES ORLANDO



Center

Born:
Montreal, Quebec
November 13, 1962
Height: 5'8"
Weight: 175
Shoots: Right
Last Amateur Club:
Providence College Friars
(ECAC)

The reduction in age level to 18 for the NHL entry draft a few years ago has meant NHL clubs sometimes have to be patient before a player even decides to take his shot at a pro hockey career because of educational priorities.

Gates is a perfect example of patience paying off for the Buffalo organization. Drafted at the end of his freshman year at Providence College in June of 1981, Gates returned to finish both his collegiate career and his bachelor's degree before trying the pro game in the latter part of the 1983-84 schedule.

He joined the Rochester Americans after course work was completed that spring and tallied 8 goals and 7 assists in 11 games, adding 4 more goals and 10 assists in 14 games of Calder Cup playoff action.

He spent most of the next season with the Amerks where he continued to score at more than a point-a-game clip and led Rochester in plus/minus. He saw brief service with Buffalo in 11 more games. Last season Gates was with the Sabres except for a short Rochester stint, and had 13 goals and 12 assists in limited ice time here.

One of the smaller players on the Buffalo roster, his compact build and strength belie his size. As a collegian, Gates scored 93 goals and 117 assists with Providence College and was a finalist for the Hobey Baker Award as the top collegiate player in the United States following his senior year.

He is single, a native of Montreal, and makes his off-season home in that city.

PROFESSIONAL RECORD


| Season | Club | League | REGULAR SEASON | | | | | | PLAYOFFS | | | |
|---------|------------|--------|----------------|----|----|-----|-----|----|----------|----|-----|-----|
| | | | GP | G | A | PTS | PIM | GP | G | A | PTS | PIM |
| 1983-84 | Rochester | AHL | 11 | 8 | 7 | 15 | 2 | 18 | 4 | 10 | 14 | 6 |
| 1984-85 | Buffalo | NHL | 11 | 3 | 6 | 9 | 6 | 5 | 0 | 4 | 4 | 14 |
| | Rochester | AHL | 49 | 26 | 30 | 56 | 62 | 2 | 0 | 1 | 1 | 6 |
| 1985-86 | Buffalo | NHL | 61 | 13 | 12 | 25 | 29 | — | — | — | — | — |
| | Rochester | AHL | 3 | 4 | 0 | 4 | 10 | — | — | — | — | — |
| | NHL Totals | | 72 | 16 | 18 | 34 | 35 | 5 | 0 | 4 | 4 | 14 |



BUFFALO SABRES 1986-1987 MEDIA GUIDE SUPPLEMENT



GIL PERREAULT



**Center
Left Wing**

Born:
Victoriaville, Quebec
November 13, 1950
Height: 6'0"
Weight: 202
Shoots: Left
Last Amateur Club:
Montreal Jr. Canadiens

After a brief 12 week retirement, Gil Perreault decided to return to the Sabres for his 17th NHL season.


Currently ranked seventh on the NHL's all-time scoring list with 1310 points, Perreault's career has been one of the most spectacular in the league's history. The Victoriaville, Quebec native capped his 1985-86 season on March 9th by registering the 500th goal of his career. Perreault is one of 12 players to reach that milestone.

The forward has scored 20 or more goals in 15 of his 16 seasons (including the last 12), was selected to the NHL's all-star team twice in his career, was invited to take part in eight league all-star games and was a Calder Trophy winner in 1970-71. Perreault has led the club in seasonal goal scoring four times, in assists on nine occasions and overall scoring 12 times.


Gil and wife Carmen have two sons, Marc and Sean.

PROFESSIONAL RECORD

| Season | Club | League | REGULAR SEASON | | | | | PLAYOFFS | | | | |
|------------|---------|--------|----------------|-----|-----|-----------------|-----|----------|----|----|-----|-----|
| | | | GP | G | A | PTS | PIM | GP | G | A | PTS | PIM |
| 1970-71 | Buffalo | NHL | 78 | 38 | 34 | 72 | 19 | — | — | — | — | |
| 1971-72 | Buffalo | NHL | 76 | 26 | 48 | 74 | 24 | — | — | — | — | |
| 1972-73 | Buffalo | NHL | 78 | 28 | 60 | 88 | 10 | 6 | 3 | 7 | 10 | 2 |
| 1973-74 | Buffalo | NHL | 55 | 18 | 33 | 51 | 10 | — | — | — | — | |
| 1974-75 | Buffalo | NHL | 68 | 39 | 57 | 96 | 36 | 17 | 6 | 9 | 15 | 10 |
| 1975-76 | Buffalo | NHL | 80 | 44 | 69 | 113 | 36 | 9 | 4 | 4 | 8 | 4 |
| 1976-77 | Buffalo | NHL | 80 | 39 | 56 | 95 | 30 | 6 | 1 | 8 | 9 | 4 |
| 1977-78 | Buffalo | NHL | 79 | 41 | 48 | 89 | 20 | 8 | 3 | 2 | 5 | 0 |
| 1978-79 | Buffalo | NHL | 79 | 27 | 58 | 85 | 20 | 3 | 1 | 0 | 1 | 2 |
| 1979-80 | Buffalo | NHL | 80 | 40 | 66 | 106 | 57 | 14 | 10 | 11 | 21 | 8 |
| 1980-81 | Buffalo | NHL | 56 | 20 | 39 | 59 | 56 | 8 | 2 | 10 | 12 | 2 |
| 1981-82 | Buffalo | NHL | 62 | 31 | 42 | 73 ¹ | 40 | 4 | 0 | 7 | 7 | 0 |
| 1982-83 | Buffalo | NHL | 77 | 30 | 46 | 76 | 34 | 10 | 0 | 7 | 7 | 8 |
| 1983-84 | Buffalo | NHL | 73 | 31 | 59 | 90 | 32 | — | — | — | — | — |
| 1984-85 | Buffalo | NHL | 78 | 30 | 53 | 83 | 42 | 5 | 3 | 5 | 8 | 4 |
| 1985-86 | Buffalo | NHL | 72 | 21 | 39 | 60 | 28 | — | — | — | — | — |
| NHL Totals | | | 1171 | 503 | 807 | 1310 | 494 | 90 | 33 | 70 | 103 | 44 |



SHAWN ANDERSON




Defense

Born: Montreal, Quebec, February 7, 1968
Height: 6'1", **Weight:** 180
Shoots: Left
Last Amateur Club: Canadian Olympic Team

PLAYING RECORD

| Season | Club | League | REGULAR SEASON | | | | |
|---------|-------------------|--------|----------------|----|----|-----|-----|
| | | | GP | G | A | PTS | PIM |
| 1984-85 | Lac St. Louis | Midget | 42 | 23 | 42 | 65 | 100 |
| 1985-86 | Maine | H.E. | 16 | 5 | 8 | 13 | 22 |
| | Canadian Olympics | | 49 | 4 | 14 | 18 | 38 |

MIKE HARTMAN




Right Wing

Born: Detroit, Michigan, February 7, 1967
Height: 6'0", **Weight:** 183
Shoots: Left
Last Amateur Club: North Bay (OHL)

PLAYING RECORD

| Season | Club | League | REGULAR SEASON | | | | |
|---------|------------|--------|----------------|----|----|-----|-----|
| | | | GP | G | A | PTS | PIM |
| 1984-85 | Belleville | OHL | 49 | 13 | 12 | 25 | 119 |
| 1985-86 | North Bay | OHL | 57 | 23 | 17 | 40 | 217 |

UWE KRUPP




Defense

Born: Cologne, West Germany, June 24, 1965
Height: 6'6", **Weight:** 230
Shoots: Right
Last Amateur Club: Kolner, German Elite

PLAYING RECORD

| Season | Club | League | REGULAR SEASON | | | | |
|---------|--------|-----------|----------------|---|----|-----|-----|
| | | | GP | G | A | PTS | PIM |
| 1985-86 | Kolner | Germ. El. | 35 | 6 | 18 | 24 | 61 |

KEN PRIESTLAY



Center

Born: Vancouver, B.C., August 24, 1967

Height: 5'10", Weight: 176


Shoots: Left

Last Amateur Club: Victoria (WHL)

PLAYING RECORD

| Season | Club | League | REGULAR SEASON | | | | |
|---------|-----------|--------|----------------|----|----|-----|-----|
| | | | GP | G | A | PTS | PIM |
| 1983-84 | Victoria | WHL | 55 | 10 | 18 | 28 | 31 |
| 1984-85 | Victoria | WHL | 50 | 25 | 37 | 62 | 48 |
| 1985-86 | Victoria | WHL | 72 | 73 | 72 | 145 | 45 |
| | Rochester | AHL | 4 | 0 | 2 | 2 | 0 |

CHRISTIAN RUUTTU



Center

Born: Lappeenranta, Finland, February 20, 1964

Height: 5'11", Weight: 180


Shoots: Left

Last Amateur Club: IFK, Helsinki

PLAYING RECORD

| Season | Club | League | REGULAR SEASON | | | | |
|---------|---------------|--------|----------------|----|----|-----|-----|
| | | | GP | G | A | PTS | PIM |
| 1985-86 | IFK, Helsinki | | 36 | 14 | 42 | 56 | 41 |

DAREN PUPPA



Goaltender

Born:

Kirkland Lake, Ontario

March 23, 1963

Height: 6'3"

Weight: 195

Shoots: Right

Last Amateur Club:
Rensselaer Polytechnic
Institute (ECAC)

No Buffalo goalie has been on a hotter spot than the rangy Puppa was in his first regular season start, facing the offensively-awesome Edmonton Oilers in their own Northlands Coliseum. Daren was more than equal to the task, shutting out the Gretzky-led Oilers with as fine a performance as was turned in during the 1985-86 schedule and earning NHL player-of-the-week honors for the whitewashing.


Daren started six other games in Buffalo during the season and was sent to Rochester for steady work, but a knee injury with the Amerks sidelined him until late in the regular season. His knee is reportedly back to normal and he gives the Sabres even greater depth at the critical goalie position.

A fourth round pick in the 1983 NHL entry draft, Daren passed on major junior hockey and enrolled at RPI for engineering studies. He led the RPI club to the NCAA hockey championship in the spring of 1985 with a 30-1-1 mark, topping his freshman record of 24-6-0, and was the first goalie in ECAC history to win 30 games in a year, surpassing Ken Dryden's win record at Cornell. He was never beaten by more than one goal in his college career, and only once lost two consecutive games. He is continuing his studies toward an engineering degree in the off-season.

PROFESSIONAL RECORD

| Season | Club | League | REGULAR SEASON | | | PLAYOFFS | | | | | | |
|---------|------------|--------|----------------|------|----|----------|------|------|------|---------|---|---|
| | | | GP | MINS | GA | SO AVG. | GP | MINS | GA | SO AVG. | | |
| 1983-84 | R.P.I. | ECAC | 323 | 24 | 6 | 0 | — | — | 2.94 | — | — | |
| 1984-85 | R.P.I. | ECAC | 32 | 31 | 1 | 0 | — | — | 2.56 | — | — | |
| 1985-86 | Buffalo | NHL | 7 | 3 | 4 | 0 | 401 | 21 | 1 | 3.14 | — | — |
| | Rochester | AHL | 20 | 8 | 11 | 0 | 1092 | 79 | 0 | 4.34 | — | — |
| | NHL Totals | | 7 | 3 | 4 | 0 | 491 | 21 | 1 | 3.14 | — | — |

MIKE RAMSEY



Defense

Born:
Minneapolis, Minnesota
December 3, 1960
Height: 6'3"
Weight: 195
Shoots: Left
Last Amateur Club:
U.S. Olympic Team

The "miracle on ice" may have been the first time North American hockey fans first heard of Mike Ramsey, but his part of the historic United States victory over the Soviet Union at the Lake Placid Olympics in 1980 was just a prelude to an exceptional pro career.

Nearly every knowledgeable fan now realizes that Mike's heart is slightly bigger than his talent, and that talent has made him into one of the best defensive players in the league. He's a fine skater, excellent passer and occasionally works the power play, but it's in his own end of the ice that the 25-year-old Minneapolis native really shines.

Mike is rugged and relentless, dealing out stiff checks and always making the extra effort. He blocks shots with what sometimes seems thoughtless abandon, but is not injury prone despite his penchant for physical play.

Mike played in the NHL All-Star game the past two seasons and finished fifth in the end-of-year all star balloting in 1984. He has played in four of the past five All-Star games, and has been chosen at times as the Sabres most popular and most valuable player, as well as the team's unsung hero.


Mike was a member of Team USA for the 1984 Canada Cup Tournament, and has won the Sabres plus/minus Emery Edge award twice in the past four years. He is single, lives in suburban Amherst during the season, and at a lake-side home in Minnesota during the summer.

PROFESSIONAL RECORD

| Season | Club | League | REGULAR SEASON | | | | | PLAYOFFS | | | | |
|---------|------------|--------|----------------|----|-----|-----|-----|----------|---|----|-----|-----|
| | | | GP | G | A | PTS | PIM | GP | G | A | PTS | PIM |
| 1979-80 | Buffalo | NHL | 13 | 1 | 6 | 7 | 6 | 13 | 1 | 2 | 3 | 12 |
| 1980-81 | Buffalo | NHL | 72 | 3 | 14 | 17 | 56 | 8 | 0 | 3 | 3 | 20 |
| 1981-82 | Buffalo | NHL | 80 | 7 | 23 | 30 | 56 | 4 | 1 | 1 | 2 | 14 |
| 1982-83 | Buffalo | NHL | 77 | 8 | 30 | 38 | 55 | 10 | 4 | 4 | 8 | 15 |
| 1983-84 | Buffalo | NHL | 72 | 9 | 22 | 31 | 82 | 3 | 0 | 1 | 1 | 6 |
| 1984-85 | Buffalo | NHL | 79 | 8 | 22 | 30 | 102 | 0 | 1 | 1 | 23 | — |
| 1985-86 | Buffalo | NHL | 76 | 7 | 21 | 28 | 117 | — | — | — | — | — |
| | NHL Totals | | 469 | 43 | 138 | 181 | 374 | 43 | 6 | 12 | 18 | 90 |



LINDY RUFF



Left Wing

Born:
Edmonton, Alberta
February 17, 1960
Height: 6'2"
Weight: 195
Shoots: Left
Last Amateur Club:
Lethbridge Broncos (JRS.)

Ruff is . . .

And sometimes his style of play hurts him as much as the opposition. A shoulder injury body checking knocked Lindy out of the lineup after 54 games last season at the peak of his best season in the NHL, the first time he had hit the 20-goal mark, and with a real shot at 30-plus.

More importantly, Lindy's absence hurt the Sabres on every level. He's a hyper-aggressive forechecker, diligent scrapper and a leader in the "give 'em hell" school of hockey needed to win in the tough Adams Division.

Last season's injury resulted in shoulder surgery for the second consecutive year, and brings his games missed due to injuries in the regular season to 152 in his first seven NHL seasons.

Lindy never played a game in the minors after he was selected by the Sabres as a second round draft pick (32nd overall) in 1979. He was rated much higher that year by Central Scouting, but a severe leg injury during his final junior season at Lethbridge left a question if he would ever even be able to play effectively again.


Lindy proved that point quickly the next fall, and his game has progressed steadily since. He came into the NHL as a defenseman, served two seasons on the back line, and moved to the left wing in 1981. He still takes an occasional shift as a defenseman when the Sabres are in a pinch.

Lindy and his wife, Gaye, live in Amherst, and they've shown exceptional taste by picking a golden retriever as a pet.

PROFESSIONAL RECORD

| Season | Club | League | REGULAR SEASON | | | | | PLAYOFFS | | | | |
|---------|------------|--------|----------------|----|-----|-----|-----|----------|----|---|-----|-----|
| | | | GP | G | A | PTS | PIM | GP | G | A | PTS | PIM |
| 1979-80 | Buffalo | NHL | 63 | 5 | 14 | 19 | 38 | 8 | 1 | 1 | 2 | 19 |
| 1980-81 | Buffalo | NHL | 65 | 8 | 18 | 26 | 121 | 6 | 3 | 1 | 4 | 23 |
| 1981-82 | Buffalo | NHL | 79 | 16 | 32 | 48 | 194 | 4 | 0 | 0 | 0 | 28 |
| 1982-83 | Buffalo | NHL | 60 | 12 | 17 | 29 | 130 | 10 | 4 | 2 | 6 | 47 |
| 1983-84 | Buffalo | NHL | 58 | 14 | 31 | 45 | 101 | 3 | 1 | 0 | 1 | 9 |
| 1984-85 | Buffalo | NHL | 39 | 13 | 11 | 24 | 45 | 5 | 2 | 4 | 6 | 15 |
| 1985-86 | Buffalo | NHL | 54 | 20 | 12 | 32 | 158 | — | — | — | — | — |
| | NHL Totals | | 428 | 88 | 135 | 223 | 687 | 36 | 11 | 8 | 19 | 131 |

PHIL RUSSELL



Defense

Born:
Edmonton, Alberta
July 21, 1952
Height: 6'2"
Weight: 200
Shoots: Left
Last Amateur Club:
Edmonton Oil Kings
(WHL)

Joining the Sabres from the New Jersey Devils for the stretch run for an Adams Division playoff spot last March, Phil brought a veteran's cagey skills and his career-long toughness into a Sabres uniform for the first time.

His contributions during the last five weeks of the season were recognized by Scott Bowman, who signed the 34-year-old veteran of 14 NHL seasons to a new contract in the off-season.


He's played more NHL games than any other Sabres defenseman, including seven seasons with the Chicago Black Hawks, three each with Calgary and most of the three with New Jersey and 1¼ with Atlanta.

He was captain of the Flames for two seasons before the trade to New Jersey in June of 1983. Phil scored his 100th regular season NHL goal shortly after joining the Sabres and has an impressive 323 assists in NHL play. He also has passed the 2000-minute mark in penalties and spent a career-high 260 minutes in the box in 1974-75 with Chicago.


He and his wife, Joyce, have one daughter, Amy Ann Elizabeth, 7.

PROFESSIONAL RECORD

| Season | Club | League | REGULAR SEASON | | | | PLAYOFFS | | | | | |
|---------|------------|--------|----------------|----|-----|-----|----------|----|---|----|-----|-----|
| | | | GP | G | A | PTS | PIM | GP | G | A | PTS | PIM |
| 1970-71 | Edmonton | WHL | 34 | 4 | 16 | 20 | 113 | 17 | 1 | 7 | 8 | 47 |
| 1971-72 | Edmonton | WHL | 64 | 14 | 45 | 59 | 331 | 16 | 1 | 9 | 10 | 15 |
| 1972-73 | Chicago | NHL | 76 | 6 | 19 | 25 | 156 | 16 | 0 | 3 | 3 | 49 |
| 1973-74 | Chicago | NHL | 75 | 10 | 25 | 35 | 184 | 9 | 0 | 1 | 1 | 41 |
| 1974-75 | Chicago | NHL | 80 | 5 | 24 | 29 | 260 | 8 | 1 | 3 | 4 | 23 |
| 1975-76 | Chicago | NHL | 74 | 9 | 29 | 38 | 194 | 4 | 0 | 1 | 1 | 17 |
| 1976-77 | Chicago | NHL | 76 | 9 | 36 | 45 | 233 | 2 | 0 | 1 | 1 | 2 |
| 1977-78 | Chicago | NHL | 57 | 6 | 20 | 26 | 139 | — | — | — | — | — |
| 1978-79 | Chicago | NHL | 66 | 8 | 23 | 31 | 122 | — | — | — | — | — |
| | Atlanta | NHL | 13 | 1 | 6 | 7 | 28 | 2 | 0 | 0 | 0 | 9 |
| 1979-80 | Atlanta | NHL | 80 | 5 | 31 | 36 | 115 | 4 | 0 | 1 | 1 | 6 |
| 1980-81 | Calgary | NHL | 80 | 6 | 23 | 29 | 104 | 16 | 2 | 7 | 9 | 29 |
| 1981-82 | Calgary | NHL | 71 | 4 | 25 | 29 | 110 | 3 | 0 | 1 | 1 | 2 |
| 1982-83 | Calgary | NHL | 78 | 13 | 18 | 31 | 112 | 9 | 1 | 4 | 5 | 24 |
| 1983-84 | New Jersey | NHL | 76 | 9 | 22 | 31 | 96 | — | — | — | — | — |
| 1984-85 | New Jersey | NHL | 66 | 4 | 16 | 20 | 110 | — | — | — | — | — |
| 1985-86 | New Jersey | NHL | 30 | 2 | 3 | 5 | 51 | — | — | — | — | — |
| | Buffalo | NHL | 12 | 2 | 3 | 5 | 12 | — | — | — | — | — |
| | NHL Totals | | 1010 | 99 | 323 | 422 | 2026 | 73 | 4 | 22 | 26 | 202 |



RIC SEILING



Right Wing

Born:
Elmira, Ontario
December 15, 1957
Height: 6'1"
Weight: 178
Shoots: Right
Last Amateur Club:
St. Catharines Fincups
(JRS.)

An examination of NHL records over the past 16 seasons reveals that the Sabres have traditionally been at or near the top of the league in killing off penalties successfully.

During those years some of the finest penalty killers in league history, Masterton Trophy winner Don Luce and Selke Trophy winner Craig Ramsay, thrived at what some players regard as a chore. Add Ric Seiling to the list of the league's finest in frustrating the opposition power play as he enters his 10th NHL season.


Ric never played a game in the minors after being selected in the first round of the 1977 draft. Following an outstanding junior career with the St. Catharines Fincups. He has played more games than any other right winger in Sabre history (664 and counting) and has won a number of club awards during his career. His consistent play is a given, and it really showed in 1981-82, when he won the Star of Stars award for three-star home selections despite the fact that he was far from the club's top scorer.

Ric suffered a serious eye injury in a game at Calgary on January 30, 1982 and has played wearing a protective eye shield since that time. He is active in his family's harness racing business in the off-season and has indicated a desire to enter broadcasting or public relations after his playing career ends. Ric's older brother, Rod, played 18 seasons in the NHL, most with the New York Rangers.

PROFESSIONAL RECORD

| Season | Club | League | REGULAR SEASON | | | | PLAYOFFS | | | | | |
|---------|------------|--------|----------------|-----|-----|-----|----------|----|----|----|-----|-----|
| | | | GP | G | A | PTS | PIM | GP | G | A | PTS | PIM |
| 1977-78 | Buffalo | NHL | 80 | 19 | 19 | 38 | 33 | 8 | 0 | 2 | 2 | 7 |
| 1978-79 | Buffalo | NHL | 78 | 20 | 22 | 42 | 56 | 3 | 0 | 1 | 1 | 2 |
| 1979-80 | Buffalo | NHL | 80 | 25 | 35 | 60 | 54 | 14 | 5 | 4 | 9 | 6 |
| 1980-81 | Buffalo | NHL | 74 | 30 | 27 | 57 | 80 | 8 | 2 | 2 | 4 | 2 |
| 1981-82 | Buffalo | NHL | 57 | 22 | 25 | 47 | 58 | 4 | 1 | 1 | 2 | 2 |
| 1982-83 | Buffalo | NHL | 75 | 19 | 22 | 41 | 41 | 10 | 2 | 3 | 5 | 6 |
| 1983-84 | Buffalo | NHL | 78 | 13 | 22 | 35 | 42 | 3 | 0 | 0 | 0 | 2 |
| 1984-85 | Buffalo | NHL | 73 | 16 | 15 | 31 | 86 | 5 | 4 | 1 | 5 | 4 |
| 1985-86 | Buffalo | NHL | 69 | 12 | 13 | 25 | 74 | — | — | — | — | — |
| | NHL Totals | | 664 | 176 | 200 | 376 | 524 | 55 | 14 | 14 | 28 | 31 |

DOUG SMITH



Center

Born:
Ottawa, Ontario
May 15, 1963
Height: 5'11"
Weight: 180
Shoots: Right
Last Amateur Club:
Ottawa 67's

Doug couldn't have written a more exciting script for his debut with the Sabres after being traded along with Brian Engblom to Buffalo on January 29, 1986.

He took the ice at center for the opening faceoff against the New York Rangers, received a return breakaway pass from Paul Cyr after winning the draw, and raced in to score on Glen Hanlon at the 13-second mark with the first shot on goal. He assisted on Buffalo's final goal in the 5-3 win, was first star, and easily the best player on the ice that night.

Smith continued to add new spark and speed to the Sabres through the next 29 games, and soon earned popular accolades from the home crowds through the season's final day.

The second overall pick and the Kings first draft choice in 1981 after an outstanding junior career, he became the youngest player ever to perform in the LA lineup in the fall of 1981. With the Kings he saw duty at both center and right wing, but appears set at a center spot with the Sabres. Naging injuries sidelined him every season but one in Los Angeles, but he had a healthy 30-game stint with Buffalo last season.


The oldest of three children and a native of the Ottawa, Ont. suburb of Napean, Smith pursues water skiing, golf, softball and particularly tennis for off-season sport and fitness. At one time he was the second-ranked tennis player in the Ottawa area.

PROFESSIONAL RECORD

| Season | Club | League | REGULAR SEASON | | | | | PLAYOFFS | | | | |
|---------|-------------|--------|----------------|----|----|-----|-----|----------|---|---|-----|-----|
| | | | GP | G | A | PTS | PIM | GP | G | A | PTS | PIM |
| 1979-80 | Ottawa | OHL | 64 | 23 | 34 | 57 | 45 | 11 | 2 | 0 | 2 | 33 |
| 1980-81 | Ottawa | OHL | 54 | 45 | 56 | 101 | 61 | 7 | 5 | 6 | 11 | 13 |
| 1981-82 | Los Angeles | NHL | 80 | 16 | 14 | 30 | 64 | 10 | 3 | 2 | 5 | 11 |
| 1982-83 | Los Angeles | NHL | 42 | 11 | 11 | 22 | 12 | — | — | — | — | — |
| 1983-84 | Los Angeles | NHL | 72 | 16 | 20 | 36 | 28 | — | — | — | — | — |
| 1984-85 | Los Angeles | NHL | 62 | 21 | 20 | 41 | 58 | 3 | 1 | 0 | 1 | 4 |
| 1985-86 | Los Angeles | NHL | 48 | 8 | 9 | 17 | 56 | — | — | — | — | — |
| | Buffalo | NHL | 30 | 10 | 11 | 21 | 73 | — | — | — | — | — |
| | NHL Totals | | 334 | 82 | 85 | 167 | 291 | 13 | 4 | 2 | 6 | 15 |



JOHN TUCKER



Center

Born:
Windsor, Ontario
September 29, 1964
Height: 6'0"
Weight: 185
Shoots: Right
Last Amateur Club:
Kitchener Rangers(JRS.)

The 1983 amateur draft was one rich in talent for the Sabres organization, and John is substantial proof of that. Rated by many scouts as a sure first-round pick, John somehow lasted until Buffalo was able to choose in the second round (31st overall) and has justified his selection, and then some.

Playing part of the 1983-84 campaign in Buffalo, but most with his junior team at Kitchener, John scored an awesome 40 goals and 60 assists for 100 points in only 39 junior games, and for that feat was named the Ontario Hockey League's Player of the Year. In his 21 Buffalo starts that season, he quickly showed a goal-scoring knack at the big league level with an even dozen.

In his first full NHL season John followed up with 22 goals and 27 assists in 64 games, though missing 15 games with a broken ankle, and was voted the Fred T. Hunt Trophy as the Sabres outstanding rookie.

Last season, John took another quantum leap, notching a pro career high of 31 goals and 34 assists in 75 games, and was one of the Sabres most productive forwards on the power play.

He's the nephew of another former CFL wide receiver Whit Tucker, and spends his off season in his parents Windsor, Ont. home. John is single and has shared bachelor digs with Dave Andreychuk for the past few seasons. He's the only Sabre ever to have two penalty shots in one season, and scored on one of them back in the 1984-85 campaign.

PROFESSIONAL RECORD

| Season | Club | League | REGULAR SEASON | | | | | PLAYOFFS | | | | |
|---------|------------|--------|----------------|----|----|-----|-----|----------|---|---|-----|-----|
| | | | GP | G | A | PTS | PIM | GP | G | A | PTS | PIM |
| 1983-84 | Buffalo | NHL | 21 | 12 | 4 | 16 | 4 | 3 | 1 | 0 | 1 | 0 |
| | Kitchener | OHL | 39 | 40 | 60 | 100 | 25 | — | — | — | — | — |
| 1984-85 | Buffalo | NHL | 64 | 22 | 27 | 49 | 21 | 5 | 1 | 6 | 7 | 0 |
| 1985-86 | Buffalo | NHL | 75 | 31 | 34 | 65 | 39 | — | — | — | — | — |
| | NHL Totals | | 160 | 65 | 65 | 130 | 64 | 8 | 2 | 6 | 8 | 0 |



**1986-87 WGRZ-TV2
Buffalo Sabres
Hockey Schedule***

| | | | | |
|-------|------|----|----------|--------------|
| SAT. | OCT. | 11 | 8:00 PM | Toronto |
| WED. | OCT. | 15 | 7:30 PM | Montreal (H) |
| WED. | OCT. | 29 | 7:30 PM | Montreal |
| SAT. | NOV. | 1 | 7:30 PM | New Jersey |
| WED. | NOV. | 12 | 7:30 PM | NY Rangers |
| WED. | NOV. | 26 | 7:30 PM | Hartford |
| SAT. | NOV. | 29 | 7:00 PM | Boston |
| TUES. | DEC. | 9 | 7:30 PM | Detroit |
| SAT. | DEC. | 13 | 7:30 PM | Quebec |
| WED. | DEC. | 17 | 7:30 PM | Hartford |
| TUES. | JAN. | 20 | 8:30 PM | Minnesota |
| SAT. | JAN. | 24 | 7:30 PM | Washington |
| MON. | JAN. | 26 | 7:30 PM | Boston |
| WED. | FEB. | 4 | 7:30 PM | Hartford |
| SAT. | FEB. | 7 | 2:00 PM | Quebec |
| SAT. | FEB. | 14 | 7:00 PM | NY Islanders |
| FRI. | FEB. | 20 | 7:30 PM | NY Rangers |
| SAT. | FEB. | 28 | 1:00 PM | Boston |
| TUES. | MAR. | 3 | 7:30 PM | Philadelphia |
| WED. | MAR. | 11 | 10:30 PM | Los Angeles |
| SAT. | MAR. | 14 | 8:00 PM | Edmonton |
| TUES. | MAR. | 17 | 9:30 PM | Calgary |
| SAT. | MAR. | 28 | 8:00 PM | Montreal |
| SUN. | APR. | 5 | 7:00 PM | Hartford (H) |

*All games EST and subject to change.
TV2 will carry all Sabres playoff road games.

**FOLLOW
THE
SABRES
ON
WGRZ-TV2**




Join Ed Kilgore
Ted Darling
and Jim Lorent
for all the action



**WORKING HARDER
TO BE BUFFALO'S BEST**

MIKE CRAIG



Goaltender
Born:
Calgary, Alberta
November 1, 1962
Height: 6'0"
Weight: 165


Last Amateur Club:
University Alberta
at Calgary

How acquired: Sabres' 10th round pick in the 1982 Entry Draft.
1985-86: Showed tremendous improvement over his rookie year of 1984-85 . . . Overall stats were not spectacular but his play often was despite a group of inexperienced, young defensemen in front of him . . . Opened the season with a 3-0-0 mark and promptly earned a brief promotion to the Sabres . . . Finished the season extremely strong, going 7-4-2 over the last month of the schedule, including a stellar 4-0-1 record at home, where he became a fan favorite . . . Was tested perhaps more than any other goalie at the AHL level as he made 30 or more saves 22 times and 40 or more saves eight times.
Career: After ending his collegiate career at the University of Alberta at Calgary, Craig was rushed into the picture in Rochester when Jacques Cloutier suffered a season ending injury in November of 1984 . . . Posted a respectable 11-7-3 record in his rookie year.
Personal: Married, Wife - Jennifer . . . Born 11/01/62 . . . Calgary, Alta.
Milestones: Won his first AHL game December 2, 1984

PROFESSIONAL RECORD

| Season | Club | League | REGULAR SEASON | | | | PLAYOFFS | | | | |
|---------|-----------|--------|----------------|------|-----|---------|----------|------|-----|---------|--------|
| | | | GP | MINS | GA | SO AVG. | GP | MINS | GA | SO AVG. | |
| 1984-85 | Flint | IHL | 8 | 486 | 28 | 0 | 3.46 | — | — | — | — |
| | Rochester | AHL | 29 | 1431 | 88 | 0 | 3.69 | 4 | 194 | 17 | 0 5.26 |
| 1985-86 | Rochester | AHL | 47 | 2573 | 183 | 0 | 4.27 | — | — | — | — |

JODY GAGE



Right Wing

Born:
Toronto, Ontario
November 29, 1959
Height: 6'0"
Weight: 185

Shoots: Right
Last Amateur Club:
Kitchener Rangers (OHA)

How acquired: Originally signed as a free agent July, 1985. Re-signed as a free agent August, 1986.
1985-86: Coming to Rochester after six years with the Detroit organization, principally with the Adirondack Red Wings, Gage had his best professional season, scoring 42 goals and 57 assists for 99 points, good for second in the league to teammate and scoring champion Paul Gardner . . . Named to AHL's first team all-star squad at right wing . . . Second on the team with 17 power play goals and five game-winning goals . . . got off to torrid start with 12 goals and seven assists in first 10 games, including two four-goal games . . . Also put together impressive 10-game stretch at the start of the second half of the season, notching eight goals and 11 assists . . . Recalled by Sabres February 22 . . . Played in seven NHL games, scoring three goals and two assists before returning to Rochester March 9 . . . One of the few players in the organization who remained healthy all of last year.

Career: Enters his eighth pro season . . . Originally a second round choice of the Detroit Red Wings in the 1979 Entry Draft . . . Held eight Adirondack career and single season records before coming to the Buffalo organization . . . Has appeared in 57 NHL games with 14 goals and 14 assists.

Milestones: Collected 400th AHL career point with assist vs. Springfield March 12, 1986 . . . Has 419 points in 456 AHL games . . . His fifth AHL goal this season will give him 200 for his career.


Personal: Married, Wife - Charlotte . . . Born 11/29/59 . . . Toronto, Ont.

PROFESSIONAL RECORD

| Season | Club | League | REGULAR SEASON | | | | | PLAYOFFS | | | | |
|---------|------------|--------|----------------|----|----|-----|-----|----------|---|---|-----|-----|
| | | | GP | G | A | PTS | PIM | GP | G | A | PTS | PIM |
| 1977-78 | Hamilton | OHA | 32 | 15 | 18 | 33 | 19 | — | — | — | — | — |
| | Kitchener | OHA | 36 | 17 | 27 | 44 | 21 | 9 | 4 | 3 | 7 | 4 |
| 1978-79 | Kitchener | OHA | 58 | 46 | 43 | 89 | 40 | 10 | 1 | 2 | 3 | 6 |
| 1979-80 | Adirondack | AHL | 63 | 25 | 21 | 46 | 15 | 5 | 2 | 1 | 3 | 0 |
| 1980-81 | Detroit | NHL | 16 | 2 | 2 | 4 | 22 | — | — | — | — | — |
| | Adirondack | AHL | 59 | 17 | 31 | 48 | 44 | 17 | 9 | 6 | 15 | 12 |
| 1981-82 | Adirondack | AHL | 47 | 21 | 20 | 41 | 21 | — | — | — | — | — |
| | Detroit | NHL | 31 | 9 | 10 | 19 | 2 | — | — | — | — | — |
| 1982-83 | Adirondack | AHL | 65 | 23 | 30 | 53 | 33 | 6 | 1 | 5 | 6 | 8 |
| 1983-84 | Detroit | NHL | 3 | 0 | 0 | 0 | 0 | — | — | — | — | — |
| 1984-85 | Adirondack | AHL | 73 | 40 | 32 | 72 | 32 | 6 | 3 | 4 | 7 | 2 |
| | Adirondack | AHL | 78 | 27 | 33 | 60 | 55 | — | — | — | — | — |
| 1984-85 | Buffalo | NHL | 7 | 3 | 2 | 5 | 0 | — | — | — | — | — |
| 1985-86 | Rochester | AHL | 73 | 42 | 57 | 99 | 54 | — | — | — | — | — |
| | NHL Totals | | 57 | 14 | 14 | 28 | 24 | — | — | — | — | — |

See:
1985

RICHARD HAJDU



Left Wing

Born:
Victoria, B.C.
May 10, 1965
Height: 6'1"
Weight: 185

Shoots: Left
Last Amateur Club:
Victoria Cougars (WHL)

How acquired: Sabres' second round pick in the 1983 Entry Draft.

1985-86: Despite missing 24 games during the second half of the season with a back and shoulder injury, Hajdu finished eighth overall in Amerk scoring with 10-27-37 . . . Got off to a quick start with 10 points in his first ten games and then tailed off . . . Recalled by the Sabres December 31 and appeared in three games for Buffalo before returning to Rochester January 5.

Career: Has been saddled with injuries throughout his career, playing in just 120 games over the past three years . . . Suffered serious knee injury during his 1983-84 season with the Victoria Cougars.


Milestones: Scored his first AHL goal April 17, 1985 during a playoff tour of duty with the Amerks.

Personal: Single . . . Born 04/10/65 . . . Victoria, B.C.

PROFESSIONAL RECORD

| Season | Club | League | REGULAR SEASON | | | | | PLAYOFFS | | | | |
|------------|-----------|--------|----------------|----|----|-----|-----|----------|---|---|-----|-----|
| | | | GP | G | A | PTS | PIM | GP | G | A | PTS | PIM |
| 1981-82 | Kamloops | WHL | 64 | 19 | 21 | 40 | 50 | 4 | 0 | 0 | 0 | 0 |
| | Kamloops | WHL | 70 | 22 | 36 | 58 | 101 | 5 | 0 | 0 | 0 | 4 |
| 1983-84 | Victoria | WHL | 42 | 17 | 10 | 27 | 106 | — | — | — | — | — |
| 1984-85 | Victoria | WHL | 24 | 12 | 16 | 28 | 33 | — | — | — | — | — |
| | Rochester | AHL | 2 | 0 | 2 | 2 | 0 | — | — | — | — | — |
| 1985-86 | Buffalo | NHL | 3 | 0 | 0 | 0 | 4 | — | — | — | — | — |
| | Rochester | AHL | 54 | 10 | 27 | 37 | 95 | — | — | — | — | — |
| NHL Totals | | | 3 | 0 | 0 | 0 | 4 | — | — | — | — | — |

WARREN HARPER



Right Wing

Born:
Prince Albert, Sask.
May 10, 1963
Height: 6'0"
Weight: 185

Shoots: Left
Last Amateur Club:
Prince Albert Rangers
(JRS.)

How acquired: Sabres' 10th round selection 1981 Entry Draft.

1985-86: The only Amerks to appear in all 80 games during a year in which the team was decimated by injuries . . . Has missed only four games during his three years with Rochester . . . At one point during a manpower crunch was shifted from his natural position of right wing over to the left side and his production slipped . . . His total of 18 goals marks the first time in his professional career that he failed to reach the 20-goal plateau . . . Led team in scoring the games first goal, doing it five times.


Career: Entering his fourth season with the organization. Durable winger who has played in 236 of a possible 240 games the past three years. Good two-way player with leadership skills.

Personal: Married — Wife, Monica . . . Born 05/10/63 . . . Prince Albert, Sask.

PROFESSIONAL RECORD

| Season | Club | League | REGULAR SEASON | | | | | PLAYOFFS | | | | |
|---------|-----------|--------|----------------|----|----|-----|-----|----------|---|---|-----|-----|
| | | | GP | G | A | PTS | PIM | GP | G | A | PTS | PIM |
| 1983-84 | Rochester | AHL | 78 | 25 | 28 | 53 | 56 | 18 | 3 | 3 | 6 | 11 |
| 1984-85 | Rochester | AHL | 78 | 29 | 34 | 63 | 43 | 5 | 0 | 2 | 2 | 8 |
| 1985-86 | Rochester | AHL | 80 | 18 | 30 | 32 | 51 | — | — | — | — | — |

JIM HOFFORD



Left Wing

Born:
Sudbury, Ontario
October 4, 1964
Height: 6'0"
Weight: 188

Shoots: Right
Last Amateur Club:
Windsor Spitfires

How acquired: Sabres' sixth-round pick in the 1983 Draft.

1985-86: A frustrating season for the hard-hitting defenseman. Counted on to lend a hand to a young Amerks' defensive corps, "Hoff" missed 38 games with a nagging shoulder injury. Arguably the best open ice hitter in the entire American Hockey League. Recalled to Buffalo for brief period of 12/9 to 12/20. Third on the Amerks with 148 PIM in just 40 games.

Career: Came to the Sabres organization from the Windsor Spitfires of the Ontario Hockey League . . . Was the Spitfires' captain before blowing out his knee in the first game of the 1983-84 season. Bounced back the next year with Rochester and recorded 2 goals and 13 assists while enjoying an outstanding rookie campaign.


Personal: Single . . . Native of Sudbury, Ontario . . . Born 10/04/64.*

Milestones: Scored his first professional goal in Hershey January 5, 1985.

PROFESSIONAL RECORD

| Season | Club | League | REGULAR SEASON | | | | | PLAYOFFS | | | | |
|------------|-----------|--------|----------------|---|----|-----|-----|----------|---|---|-----|-----|
| | | | GP | G | A | PTS | PIM | GP | G | A | PTS | PIM |
| 1984-85 | Rochester | AHL | 70 | 2 | 13 | 15 | 166 | 5 | 0 | 0 | 0 | 16 |
| 1985-86 | Buffalo | NHL | 5 | 0 | 0 | 0 | 5 | — | — | — | — | — |
| | Rochester | AHL | 40 | 2 | 7 | 9 | 148 | — | — | — | — | — |
| NHL Totals | | | 5 | 0 | 0 | 0 | 5 | | | | | |

JIM JACKSON



Right Wing

Born:
Oshawa, Ontario
February 1, 1960
Height: 5'9"
Weight: 190

Shoots: Right
Last Amateur Club:
Niagara Falls Flyers (OHL)

How acquired: Signed as a free-agent prior to the 1985-86 season.

1985-86: Probably the biggest surprise on the Amerks squad last year . . . His contributions came in a variety of ways . . . Known for his tight checking and hustle, Jackson's offensive contributions were a big bonus . . . Finished sixth in team scoring with 16-32=48 in 65 games . . . Also displayed great versatility, filling in on the blue-line during player shortages . . . An excellent shot blocker who also wore the "C" for a time . . . Missed 15 games when he re-fractured his ankle.

Career: Signed as a free agent by Calgary just before the start of the 1982-83 season. Started out the year with the Flames affiliate, Colorado, of the now defunct CHL, before finishing out the last 48 games of the season in Calgary . . . Repeated the same pattern the following year before beginning the 1984-85 season with the big club. Appeared in 10 games before breaking his ankle . . . Finished the season in Moncton.

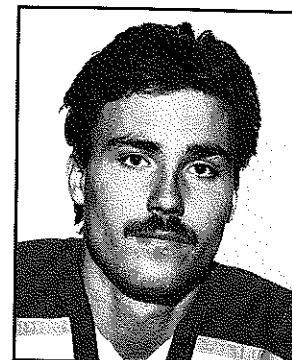
Milestones: Has played at nearly every level of professional hockey conceivable. Began career in EHL then followed the ladder up from the IHL to the CHL and finally the NHL. Rochester marks his second stop in the AHL.

Personal: Single . . . Born 02/01/60 . . . Oshawa, Ontario

PROFESSIONAL RECORD

| Season | Club | League | REGULAR SEASON | | | | PLAYOFFS | | | | | | |
|---------|---------------|--------|----------------|----|----|-----|----------|----|---|---|-----|-----|---|
| | | | GP | G | A | PTS | PIM | GP | G | A | PTS | PIM | |
| 1976-77 | Oshawa | OHA | 65 | 13 | 40 | 53 | 26 | — | — | — | — | — | — |
| 1977-78 | Oshawa | OHA | 68 | 33 | 47 | 80 | 60 | 6 | 2 | 2 | 4 | 26 | — |
| 1978-79 | Niagara Falls | OHA | 62 | 26 | 39 | 65 | 73 | 20 | 6 | 9 | 15 | 16 | — |
| 1979-80 | Niagara Falls | OHA | 66 | 29 | 57 | 86 | 55 | 10 | 7 | 8 | 15 | 8 | — |
| 1980-81 | Richmond | EHL | 58 | 17 | 43 | 60 | 42 | 10 | 1 | 0 | 1 | 4 | — |
| 1981-82 | Muskegon | IHL | 82 | 24 | 51 | 75 | 72 | — | — | — | — | — | — |
| 1982-83 | Colorado | CHL | 30 | 10 | 16 | 26 | 4 | — | — | — | — | — | — |
| | Calgary | NHL | 48 | 8 | 12 | 20 | 7 | 8 | 2 | 1 | 3 | 2 | — |
| 1983-84 | Colorado | CHL | 25 | 5 | 27 | 32 | 4 | — | — | — | — | — | — |
| | Calgary | NHL | 49 | 6 | 14 | 20 | 13 | 6 | 1 | 1 | 2 | 4 | — |
| 1984-85 | Calgary | NHL | 10 | 1 | 4 | 5 | 0 | — | — | — | — | — | — |
| | Moncton | CHL | 24 | 2 | 5 | 7 | 6 | — | — | — | — | — | — |
| 1985-86 | Rochester | AHL | 65 | 16 | 32 | 47 | 10 | — | — | — | — | — | — |
| | NHL Totals | | 172 | 31 | 62 | 93 | 30 | 14 | 3 | 2 | 5 | 6 | — |

JAYSON MEYER



Defense

Born:
Regina, Sask.
February 21, 1965
Height: 5'10"
Weight: 185

Shoots: Left
Last Amateur Club:
New Westminster (JRS)

How acquired: Sabres' fifth round choice in the 1983 Entry Draft.

1985-86: Labeled as an offensive-minded, hard-working defenseman . . . Appeared in 76 games with the Amerks last season and lead the Amerk blue-liners in scoring with seven goals and 28 assists for 35 points, good for 10th overall on the team.

Career: Enters his second season as a professional . . . A former member of the New Westminster Bruins in the WHL, Meyer scored 20-51-71 in his final season of Junior competition.


Milestones: Scored first professional goal October 27, 1985 vs. St. Catharines.

Personal: Single . . . Born 02/21/65 . . . Regina, Sask.

PROFESSIONAL RECORD

| Season | Club | League | REGULAR SEASON | | | | | PLAYOFFS | | | | |
|---------|-----------|--------|----------------|----|----|-----|-----|----------|---|---|-----|-----|
| | | | GP | G | A | PTS | PIM | GP | G | A | PTS | PIM |
| 1982-83 | Regina | WHL | 72 | 10 | 45 | 55 | 89 | — | — | — | — | — |
| 1983-84 | Regina | WHL | 70 | 16 | 67 | 83 | 39 | — | — | — | — | — |
| 1984-85 | New West. | WHL | 63 | 20 | 51 | 71 | 67 | — | — | — | — | — |
| 1985-86 | Rochester | AHL | 76 | 7 | 28 | 35 | 74 | — | — | — | — | — |

DOUG TRAPP



Left Wing

Born:

Balcarres, Sask.
November 28, 1965

Height: 6'0"

Weight: 180

Shoots: Left

Last Amateur Club:
Regina Pats (WHL)

How acquired: Sabres' second round choice in the 1984 Entry Draft.

1985-86: Proved to be a steady left wing on the Amerks most potent line with center Paul Gardner and right wing Jody Gage . . . Finished rookie season fourth overall in the AHL rookie scoring derby . . . Took third place in team scoring with 21-42-63 . . . Good cornerman with strong play-making skills.

Career: Enters his second year as a professional . . . Finished out his Junior career with his native Regina Pats, scoring 48-60-108.


Milestones: Scored first AHL goal October 19, 1985.

Personal: Married . . . Wife, Jacqueline. One child . . . Born 11/28/65.

PROFESSIONAL RECORD

| Season | Club | League | REGULAR SEASON | | | | | PLAYOFFS | | | | |
|------------|-----------|--------|----------------|----|----|-----|-----|----------|----|----|-----|-----|
| | | | GP | G | A | PTS | PIM | GP | G | A | PTS | PIM |
| 1982-83 | Regina | WHL | 71 | 23 | 28 | 51 | 123 | 5 | 0 | 2 | 2 | 18 |
| 1983-84 | Regina | WHL | 59 | 43 | 50 | 93 | 44 | 23 | 12 | 12 | 24 | 38 |
| 1984-85 | Regina | WHL | 72 | 48 | 60 | 108 | 81 | 8 | 7 | 7 | 14 | 2 |
| 1985-86 | Rochester | AHL | 75 | 21 | 42 | 63 | 86 | — | — | — | — | — |
| NHL Totals | | | — | — | — | — | — | — | — | — | — | — |

CLAUDE VERRET



Center
Born:
 Lachine, Quebec
 April 20, 1963
Height: 5'9"
Weight: 165

Shoots: Right
Last Amateur Club:
 Three Rivers (JRS.)

How acquired: Chosen in the eighth round of the 1982 draft by the Sabres.

1985-86: Another Amerk who experienced a frustrating year because of injuries . . . Overall Verret missed 28 games due to his ailments, particularly his left knee . . . He sustained the original injury to the knee in November, came back in December only to suffer a hip injury. Was coming on strong (had points in 19 of 21 games from 2/9 to 3/22) before bowing out again to a knee injury March 28 vs. Hershey . . . Still managed to finish fourth on team scoring chart with 51 points in 52 games.*

Career: Won the AHL's Dudley "Red" Garrett Rookie-of-the-Year Award in 1984, following his 39-goal, 51 assist performance that season . . . Played in 11 games with the Sabres as well, scoring two goals and five assists . . . Followed up with sophomore campaign of 40-53-93 and was named the AHL's second team all star center. Played three years with Trois Rivieres of the QMJHL, totaling 112, 162 and 188 points respectively. He was voted the QMJHL's Most Gentlemanly Player in 1981 and 1982, was the leagues Rookie-of-the-Year in 1981 and was a First Team All-Star in 1982. Was the QMJHL's second leading scorer in '82-83, behind Pat LaFontaine but ahead of Mario Lemieux and Sylvain Turgeon . . . Ranks 15th on the Amerks all time scoring list after just three seasons.

Personal: Single . . . Born 04/20/63 . . . Lachine, Quebec.

Milestones: Scored first NHL goal February 15, 1984 vs. Boston . . . Scored 50th career AHL goal November 3, 1984 vs. Hershey . . . Will reach goal number 100 with second tally this season.

PROFESSIONAL RECORD

| Season | Club | League | REGULAR SEASON | | | | | PLAYOFFS | | | | |
|---------|------------|--------|----------------|----|----|-----|-----|----------|---|---|-----|-----|
| | | | GP | G | A | PTS | PIM | GP | G | A | PTS | PIM |
| 1983-84 | Buffalo | NHL | 11 | 2 | 5 | 7 | 2 | — | — | — | — | — |
| | Rochester | AHL | 65 | 39 | 51 | 90 | 4 | — | — | — | — | — |
| 1984-85 | Buffalo | NHL | 3 | 0 | 0 | 0 | 0 | — | — | — | — | — |
| | Rochester | AHL | 76 | 40 | 53 | 93 | 12 | 5 | 2 | 5 | 7 | 0 |
| 1985-86 | Rochester | AHL | 52 | 19 | 32 | 51 | 14 | — | — | — | — | — |
| | NHL Totals | | 14 | 2 | 5 | 7 | 2 | — | — | — | — | — |

JACK BROWNSCHIDLE



Defense

Born: Buffalo, New York, October 2, 1955

Height: 6'2", **Weight:** 195

Last Amateur Club: Notre Dame University

PROFESSIONAL RECORD

| Season | Club | League | REGULAR SEASON | | | | | PLAYOFFS | | | | |
|---------|------------|--------|----------------|----|-----|-----|-----|----------|---|---|-----|-----|
| | | | GP | G | A | PTS | PIM | GP | G | A | PTS | PIM |
| 1975-76 | Notre Dame | WCHA | 38 | 12 | 24 | 36 | 24 | — | — | — | — | — |
| 1976-77 | Notre Dame | WCHA | 38 | 13 | 35 | 48 | 30 | — | — | — | — | — |
| 1977-78 | St. Louis | NHL | 40 | 2 | 15 | 17 | 23 | — | — | — | — | — |
| | Salt Lake | CHL | 25 | 4 | 12 | 16 | 0 | — | — | — | — | — |
| 1978-79 | Salt Lake | CHL | 11 | 0 | 10 | 10 | 0 | — | — | — | — | — |
| | St. Louis | NHL | 64 | 10 | 24 | 34 | 14 | — | — | — | — | — |
| 1979-80 | St. Louis | NHL | 77 | 12 | 32 | 44 | 8 | 3 | 0 | 0 | 0 | 0 |
| 1980-81 | St. Louis | NHL | 71 | 5 | 23 | 28 | 12 | 11 | 0 | 3 | 3 | 2 |
| 1981-82 | St. Louis | NHL | 80 | 5 | 33 | 38 | 26 | 8 | 0 | 2 | 2 | 14 |
| 1982-83 | St. Louis | NHL | 72 | 1 | 22 | 23 | 30 | 4 | 0 | 0 | 0 | 2 |
| 1983-84 | St. Louis | NHL | 51 | 1 | 7 | 8 | 19 | — | — | — | — | — |
| | Hartford | NHL | 13 | 2 | 2 | 4 | 10 | — | — | — | — | — |
| 1984-85 | Hartford | NHL | 17 | 1 | 4 | 5 | 5 | — | — | — | — | — |
| | Binghamton | AHL | 56 | 4 | 17 | 21 | 8 | — | — | — | — | — |
| 1985-86 | Binghamton | AHL | 49 | 4 | 22 | 26 | 16 | — | — | — | — | — |
| | NHL Totals | | 485 | 39 | 162 | 201 | 147 | 26 | 0 | 5 | 5 | 18 |

PAUL BRYDGES

Center

Born: Guelph, Ontario, June 21, 1965

Height: 5'11", **Weight:** 180


Shoots: Right

Last Amateur Club: Guelph (JRS.)

PROFESSIONAL RECORD

| Season | Club | League | REGULAR SEASON | | | | |
|---------|--------|--------|----------------|----|----|-----|-----|
| | | | GP | G | A | PTS | PIM |
| 1985-86 | Guelph | OHL | 62 | 17 | 40 | 57 | 88 |

RICHIE DUNN



Defense

Born: Boston, Mass., May 12, 1957

Height: 6'0", Weight: 195


Shoots: Left

Last Amateur Club: Windsor Spitfires (JRS.)

PROFESSIONAL RECORD

| Season | Club | League | REGULAR SEASON | | | | | PLAYOFFS | | | | |
|------------|------------|--------|----------------|----|-----|-----|-----|----------|---|----|-----|-----|
| | | | GP | G | A | PTS | PIM | GP | G | A | PTS | PIM |
| 1977-78 | Hershey | AHL | 54 | 7 | 22 | 29 | 17 | — | — | — | — | — |
| | Buffalo | NHL | 25 | 0 | 3 | 3 | 16 | 1 | 0 | 0 | 0 | 2 |
| 1978-79 | Hershey | AHL | 34 | 5 | 18 | 23 | 10 | 4 | 0 | 1 | 1 | 4 |
| | Buffalo | NHL | 24 | 0 | 3 | 3 | 14 | — | — | — | — | — |
| 1979-80 | Buffalo | NHL | 80 | 7 | 31 | 38 | 61 | 14 | 2 | 8 | 10 | 8 |
| 1980-81 | Buffalo | NHL | 79 | 7 | 42 | 49 | 34 | 8 | 0 | 5 | 5 | 6 |
| 1981-82 | Buffalo | NHL | 72 | 7 | 19 | 26 | 73 | 4 | 0 | 1 | 1 | 0 |
| 1982-83 | Calgary | NHL | 80 | 3 | 11 | 14 | 47 | 9 | 1 | 1 | 2 | 8 |
| 1983-84 | Hartford | NHL | 63 | 5 | 20 | 25 | 30 | — | — | — | — | — |
| 1984-85 | Hartford | NHL | 13 | 1 | 4 | 5 | 2 | — | — | — | — | — |
| | Binghamton | AHL | 63 | 9 | 39 | 48 | 43 | 8 | 2 | 2 | 4 | 8 |
| 1985-86 | Buffalo | NHL | 29 | 4 | 5 | 9 | 25 | — | — | — | — | — |
| | Rochester | AHL | 34 | 7 | 17 | 24 | 12 | — | — | — | — | — |
| NHL Totals | | | 465 | 34 | 138 | 172 | 289 | 36 | 3 | 15 | 18 | 24 |

MARK FERNER



Defense

Born: Regina, Sask., September 5, 1965

Height: 6'0", Weight: 180

Shoots: Left

Last Amateur Club: Kamloops (JRS.)

PROFESSIONAL RECORD

| Season | Club | League | REGULAR SEASON | | | | | PLAYOFFS | | | | |
|------------|-----------|--------|----------------|----|----|-----|-----|----------|---|---|-----|-----|
| | | | GP | G | A | PTS | PIM | GP | G | A | PTS | PIM |
| 1982-83 | Kamloops | WHL | 69 | 6 | 15 | 21 | 81 | — | — | — | — | — |
| 1983-84 | Kamloops | WHL | 72 | 9 | 30 | 39 | 162 | — | — | — | — | — |
| 1984-85 | Kamloops | WHL | 69 | 15 | 39 | 54 | 91 | — | — | — | — | — |
| 1985-86 | Rochester | AHL | 63 | 3 | 13 | 16 | 87 | — | — | — | — | — |
| NHL Totals | | | — | — | — | — | — | — | — | — | — | — |

JAY FRASER

Left Wing

Born: Ottawa, Ontario, January 26, 1961

Height: 6'1", Weight: 200


Shoots: Left

Last Amateur Club: Carolina (ACHL)

PROFESSIONAL RECORD

| Season | Club | League | REGULAR SEASON | | | | |
|---------|-----------|--------|----------------|---|---|-----|-----|
| | | | GP | G | A | PTS | PIM |
| 1985-86 | Rochester | AHL | 20 | 4 | 5 | 9 | 61 |

JAMES GASSEAU



Defense

Born: Carleton, Quebec, May 4, 1966

Height: 6'2", Weight: 205


Shoots: Right

Last Amateur Club: Drummondville (JRS.)

PROFESSIONAL RECORD

| Season | Club | League | REGULAR SEASON | | | | |
|---------|---------------|--------|----------------|----|----|-----|-----|
| | | | GP | G | A | PTS | PIM |
| 1983-84 | Drummondville | QHL | 68 | 6 | 25 | 31 | 72 |
| 1984-85 | Drummondville | QHL | 64 | 8 | 43 | 51 | 158 |
| 1985-86 | Drummondville | QHL | 96 | 20 | 31 | 51 | 155 |

KEITH GRETZKY



Center

Born: Brantford, Ontario, February 16, 1967

Height: 5'9", Weight: 157

Shoots: Left

Last Amateur Club: Windsor (JRS.)

PROFESSIONAL RECORD

| Season | Club | League | REGULAR SEASON | | | | |
|---------|---------|--------|----------------|----|----|-----|-----|
| | | | GP | G | A | PTS | PIM |
| 1983-84 | Windsor | OHL | 70 | 15 | 38 | 53 | 8 |
| 1984-85 | Windsor | OHL | 66 | 31 | 62 | 93 | 12 |
| 1985-86 | Windsor | OHL | 66 | 31 | 62 | 93 | 12 |

BENOIT HOGUE



Center

Born: Repentigny, Que., October 28, 1966

Height: 5'11", Weight: 178

Shoots: Left

Last Amateur Club: St. Jean (JRS.)

PROFESSIONAL RECORD

| Season | Club | League | REGULAR SEASON | | | | |
|---------|----------|--------|----------------|----|----|-----|-----|
| | | | GP | G | A | PTS | PIM |
| 1983-84 | St. Jean | QHL | 59 | 14 | 11 | 25 | 42 |
| 1984-85 | St. Jean | QHL | 63 | 46 | 44 | 90 | 92 |
| 1985-86 | St. Jean | QHL | 65 | 54 | 54 | 108 | 115 |

TIM HOOVER



Defense

Born: North Bay, Ontario, January 9, 1965

Height: 5'10", Weight: 175

Shoots: Left

Last Amateur Club: Sault Ste. Marie (JRS.)

PROFESSIONAL RECORD

| Season | Club | League | REGULAR SEASON | | | | | PLAYOFFS | | | | |
|------------|------------------|--------|----------------|---|----|-----|-----|----------|---|---|-----|-----|
| | | | GP | G | A | PTS | PIM | GP | G | A | PTS | PIM |
| 1982-83 | Sault Ste. Marie | OHL | 60 | 6 | 21 | 27 | 53 | — | — | — | — | — |
| 1983-84 | Sault Ste. Marie | OHL | 70 | 8 | 34 | 42 | 50 | — | — | — | — | — |
| 1984-85 | Sault Ste. Marie | OHL | 49 | 6 | 28 | 34 | 29 | — | — | — | — | — |
| 1985-86 | Rochester | AHL | 49 | 2 | 5 | 7 | 34 | — | — | — | — | — |
| NHL Totals | | | — | — | — | — | — | — | — | — | — | — |

KEVIN KERR

Right Wing

Born: North Bay, Ontario, September 18, 1967

Height: 5'11", Weight: 172

Shoots: Right

Last Amateur Club: Windsor (JRS.)

PROFESSIONAL RECORD

| Season | Club | League | REGULAR SEASON | | | | |
|---------|---------|--------|----------------|----|----|-----|-----|
| | | | GP | G | A | PTS | PIM |
| 1985-86 | Windsor | OHA | 59 | 21 | 51 | 72 | 266 |

PAT HUGHES

Right Wing

Born: Calgary, Alberta, March 25, 1955

Height: 6'1", Weight: 180


Shoots: Right

Last Amateur Club: Univ. Michigan Wolverines (WCHA)

PROFESSIONAL RECORD

| Season | Club | League | REGULAR SEASON | | | | | PLAYOFFS | | | | |
|------------|----------------|--------|----------------|-----|-----|-----|-----|----------|---|----|-----|-----|
| | | | GP | G | A | PTS | PIM | GP | G | A | PTS | PIM |
| 1974-75 | Univ. of Mich. | WCHA | 38 | 24 | 19 | 43 | 64 | — | — | — | — | — |
| 1975-76 | Univ. of Mich. | WCHA | 35 | 16 | 18 | 34 | 70 | — | — | — | — | — |
| 1976-77 | Nova Scotia | AHL | 77 | 29 | 39 | 68 | 144 | 12 | 2 | 2 | 4 | 8 |
| 1977-78 | Montreal | NHL | 3 | 0 | 0 | 0 | 2 | — | — | — | — | — |
| | Nova Scotia | AHL | 74 | 40 | 28 | 68 | 128 | 11 | 5 | 9 | 14 | 24 |
| 1978-79 | Montreal | NHL | 41 | 9 | 8 | 17 | 22 | 8 | 1 | 2 | 3 | 4 |
| 1979-80 | Pittsburgh | NHL | 76 | 18 | 14 | 32 | 78 | 5 | 0 | 0 | 0 | 21 |
| 1980-81 | Pittsburgh | NHL | 58 | 10 | 9 | 19 | 161 | — | — | — | — | — |
| | Edmonton | NHL | 2 | 0 | 0 | 0 | 0 | 5 | 0 | 5 | 5 | 16 |
| 1981-82 | Edmonton | NHL | 68 | 24 | 22 | 46 | 99 | 5 | 2 | 1 | 3 | 6 |
| 1982-83 | Edmonton | NHL | 80 | 25 | 20 | 45 | 85 | 16 | 2 | 5 | 7 | 14 |
| 1983-84 | Edmonton | NHL | 77 | 27 | 28 | 55 | 61 | 19 | 2 | 11 | 13 | 12 |
| 1984-85 | Edmonton | NHL | 73 | 12 | 13 | 25 | 85 | 10 | 1 | 1 | 2 | 4 |
| 1985-86 | Buffalo | NHL | 50 | 4 | 9 | 13 | 25 | — | — | — | — | — |
| | Rochester | AHL | 10 | 3 | 3 | 6 | 7 | — | — | — | — | — |
| NHL Totals | | | 528 | 129 | 123 | 252 | 618 | 68 | 8 | 25 | 33 | 77 |

GUY LAROSE



Center

Born: Hull, Que., August 31, 1967

Height: 5'9", Weight: 172

Shoots: Left

Last Amateur Club: Guelph Platers (JRS.)

PROFESSIONAL RECORD

| Season | Club | League | REGULAR SEASON | | | | |
|---------|---------------|---------------|----------------|----|----|-----|-----|
| | | | GP | G | A | PTS | PIM |
| 1983-84 | Ottawa | Tier II Jr. A | 54 | 37 | 66 | 103 | 66 |
| 1984-85 | Guelph | OHL | 58 | 30 | 30 | 60 | 63 |
| 1985-86 | Guelph/Ottawa | OHL | 65 | 31 | 61 | 92 | 118 |

BOB LOGAN

Right Wing

Born: Montreal, Quebec, February 22, 1964

Height: 6'0", Weight: 190

Shoots: Right

Last Amateur Club: Yale University (ECAC)

PROFESSIONAL RECORD

| Season | Club | League | REGULAR SEASON | | | | |
|---------|------|--------|----------------|----|----|-----|-----|
| | | | GP | G | A | PTS | PIM |
| 1985-86 | Yale | | 31 | 21 | 23 | 44 | 24 |

HEIKKI LEIME

Defense

Born: Finland, May 7, 1962


Height: 6'1", Weight: 195

Shoots: Left

Last Amateur Club: T.P.S.

PROFESSIONAL RECORD

| Season | Club | League | REGULAR SEASON | | | | | PLAYOFFS | | | | |
|------------|-----------|--------|----------------|---|----|-----|-----|----------|---|---|-----|-----|
| | | | GP | G | A | PTS | PIM | GP | G | A | PTS | PIM |
| 1984-85 | Rochester | AHL | 76 | 4 | 18 | 22 | 28 | 4 | 0 | 0 | 0 | 4 |
| 1985-86 | Rochester | AHL | 53 | 0 | 17 | 17 | 51 | — | — | — | — | — |
| NHL Totals | | | — | — | — | — | — | — | — | — | — | — |



PETRI MATIKAINEN

Defense

Born: Savonlinna, Finland, January 7, 1967


Height: 6'0", Weight: 185

Shoots: Left

Last Amateur Club: Sapko

PROFESSIONAL RECORD

| Season | Club | League | REGULAR SEASON | | | | |
|---------|----------|------------|----------------|----|----|-----|-----|
| | | | GP | G | A | PTS | PIM |
| 1983-84 | Melville | Junior | — | 10 | 33 | 43 | 70 |
| 1984-85 | Sapko | Sr. Div. I | 24 | 0 | 4 | 4 | 34 |
| 1985-86 | Oshawa | OHL | 53 | 14 | 42 | 56 | 27 |



JEFF PARKER

Right Wing

Born: St. Paul, Minnesota, September 7, 1964


Height: 6'3", Weight: 198

Shoots: Right

Last Amateur Club: Michigan State University (NCAA)

PROFESSIONAL RECORD

| Season | Club | League | REGULAR SEASON | | | | |
|---------|-------------|--------|----------------|----|----|-----|-----|
| | | | GP | G | A | PTS | PIM |
| 1985-86 | Mich. State | | 41 | 15 | 20 | 35 | 88 |



ANDY RISTAU

Right Wing

Born: Winnipeg, Manitoba, January 28, 1961


Height: 6'5", Weight: 230

Shoots: Right

Last Amateur Club: CAROLINA (ACHI)

PROFESSIONAL RECORD

| Season | Club | League | REGULAR SEASON | | | | |
|---------|-----------|--------|----------------|---|---|-----|-----|
| | | | GP | G | A | PTS | PIM |
| 1985-86 | Rochester | AHL | 40 | 1 | 2 | 3 | 170 |



RAY SHEPPARD

Right Wing

Born: Pembroke, Ont., May 27, 1966


Height: 5'11", Weight: 180

Shoots: Right

Last Amateur Club: Cornwall (JRS.)

PROFESSIONAL RECORD

| Season | Club | League | REGULAR SEASON | | | | | PLAYOFFS | | | | |
|---------|----------|--------|----------------|----|----|-----|-----|----------|---|----|-----|-----|
| | | | GP | G | A | PTS | PIM | GP | G | A | PTS | PIM |
| 1983-84 | Cornwall | OHL | 68 | 44 | 36 | 80 | 69 | — | — | — | — | |
| 1984-85 | Cornwall | OHL | 49 | 25 | 33 | 58 | 51 | 9 | 2 | 12 | 14 | 4 |
| 1985-86 | Cornwall | OHL | 63 | 81 | 61 | 142 | 25 | — | — | — | — | |



JOE REEKIE


Defense

Born: Petawawa, Ontario, February 22, 1965

Height: 6'3", **Weight:** 195

Shoots: Left

Last Amateur Club: Cornwall Royals (JRS.)



PROFESSIONAL RECORD

| Season | Club | League | REGULAR SEASON | | | | | PLAYOFFS | | | | |
|------------|--------------------|--------|----------------|----|----|-----|-----|----------|---|---|-----|-----|
| | | | GP | G | A | PTS | PIM | GP | G | A | PTS | PIM |
| 1982-83 | North Bay | OHL | 59 | 2 | 9 | 11 | 49 | — | — | — | — | — |
| 1983-84 | North Bay/Cornwall | OHL | 62 | 7 | 27 | 34 | 184 | — | — | — | — | — |
| 1984-85 | Cornwall | OHL | 65 | 19 | 63 | 82 | 134 | — | — | — | — | — |
| 1985-86 | Buffalo | NHL | 3 | 0 | 0 | 0 | 14 | — | — | — | — | — |
| | Rochester | AHL | 77 | 3 | 25 | 28 | 178 | — | — | — | — | — |
| NHL Totals | | | 3 | 0 | 0 | 0 | 14 | — | — | — | — | — |


DARCY WAKALUK

Goaltender

Born: Pincher Creek, Alta., March 14, 1966

Height: 5'11", **Weight:** 180

Last Amateur Club: Kelowna Wings (JRS.)



PROFESSIONAL RECORD

| Season | Club | League | REGULAR SEASON | | | | | PLAYOFFS | | | | |
|---------|---------|--------|----------------|------|-----|----|------|----------|---|---|-----|-----|
| | | | GP | MIN | GA | SO | AVG | GP | G | A | PTS | PIM |
| 1983-84 | Kelowna | WHL | 31 | 1555 | 163 | 0 | 6.29 | — | — | — | — | — |
| 1984-85 | Kelowna | WHL | 54 | 3094 | 244 | 0 | 4.73 | — | — | — | — | — |
| 1985-86 | Spokane | WHL | 47 | 2562 | 224 | 1 | 5.25 | — | — | — | — | — |

At Merchant's, we're dedicated to a better Western New York.

One of the organizations that helps to make our community a better place to live is the Buffalo Sabres. From one 'Team' to another, best wishes for a very successful season.

"We're backing you like no other company can."

MERCHANTS INSURANCE GROUP
250 Main Street, Buffalo, New York 14202
(716) 849-3333

MERCHANTS INSURANCE GROUP

SABRES' INDIVIDUAL GAME RECORDS

Most Goals: (5) Dave Andreychuk at Boston, Feb. 6, 1986
(4) Lindy Ruff vs. Quebec, Dec. 15, 1985
(4) Richard Martin vs. St. Louis, Mar. 9, 1980; vs. Washington, Dec. 21, 1975; vs. Washington, Dec. 3, 1974;
vs. Atlanta, Oct. 22, 1972

Most Goals by a Defenseman: (3) Hannu Virta vs. Montreal, Mar. 19, 1983; Phil Housley vs. Winnipeg, Jan. 23, 1983;
Jim Schoenfeld vs. Winnipeg,
Mar. 13, 1981; John Van Boxmeer vs. NY Islanders, Nov. 7, 1981; Jerry Korab vs. Minnesota, Nov. 19, 1978

Most Assists: (5) Gil Perreault vs. Winnipeg, Jan. 4, 1984; vs. St. Louis, Mar. 9, 1980; at California, Feb. 1, 1976

Most Assists by a Defenseman: (4) Bill Hajt vs. N.Y. Rangers, Nov. 13, 1976

Most Points: (7) Gil Perreault at California, Feb. 1, 1976

Most Points by a Defenseman: (5) John Van Boxmeer at NY Islanders, Nov. 7, 1981

Most Penalty Minutes: (39) Reg Fleming vs. Pittsburgh, Oct. 18, 1970

Most Shots on Goal: (12) Mike Foligno vs. Hartford, Mar. 3, 1982; Jim Schoenfeld vs. Toronto, Dec. 10, 1978;
Rene Robert vs. Boston, Apr. 1, 1976

Most Saves: (64) Joe Daley at Boston, Dec. 10, 1970

Fewest Saves (in a complete game): (7) Al Smith vs. Kansas City, Mar. 21, 1976

INDIVIDUAL SEASON RECORDS

Most Goals by a Rookie: (44) Richard Martin, 1971-72

Most Assists by a Rookie: (47) Phil Housley, 1982-83


Most Points by a Rookie: (74) Richard Martin, 1971-72

Most Penalty Minutes by a Rookie: (178) Jim Schoenfeld, 1972-73

Most Goal-Scoring Games in Succession: (8) Mike Foligno, Dec. 28, 1984 to Jan. 12, 1985

Most Assist-Scoring Games in Succession: (11) Gil Perreault, Dec. 23, 1984 to Jan. 13, 1985

Most Point-Scoring Games in Succession: (18) Gil Perreault, 1971-72



March 9, 1986
Gil Perreault's
500 NHL Career Goal

BUFFALO SABRES' INDIVIDUAL RECORDS

ONE SEASON

Most Goals: (56) Danny Gare, 1979-80
Most Assists: (69) Gil Perreault, 1975-76
Most Points: (113) Gil Perreault, 1975-76
Most Penalty Minutes: (258) Larry Playfair, 1981-82
Most Games Played: (80) By several players
Most Hat Tricks: (7) Richard Martin, 1975-76
Most Power Play Goals: (21) Richard Martin, 1975-76
Most Shorthanded Goals: (8) Don Luce, 1974-75
Most Game-Winning Goals: (11) Danny Gare, 1979-80

CAREER

(503) Gil Perreault
 (807) Gil Perreault
 (1310) Gil Perreault
 (1278) Larry Playfair
 (1171) Gil Perreault
 (7) Richard Martin
 (133) Gil Perreault
 (27) Craig Ramsay
 (80) Gil Perreault

RIGHT WINGS

Most Goals: (56) Danny Gare, 1979-80
Most Assists: (60) Rene Robert, 1974-75
Most Points: (100) Rene Robert, 1974-75
Most Penalty Minutes: (168) Mike Foligno, 1985-86
Most Games Played: (80) Rene Robert, 1976-77; Ric Seiling, 1977-78, 1979-80

(267) Danny Gare
 (330) Rene Robert
 (552) Rene Robert
 (757) Mike Foligno
 (664) Ric Seiling

CENTERS

Most Goals: (44) Gil Perreault, 1975-76
Most Assists: (69) Gil Perreault, 1975-76
Most Points: (113) Gil Perreault, 1975-76
Most Penalty Minutes: (73) Doug Smith, 1985-86
Most Games Played: (80) Don Luce, 1974-75, 1976-77, 1979-80;
 Gil Perreault, 1975-76, 1976-77, 1979-80; Fred Stanfield, 1975-76;
 Andre Savard, 1976-77, 1977-78

(503) Gil Perreault
 (807) Gil Perreault
 (1310) Gil Perreault
 (494) Gil Perreault
 (1171) Gil Perreault

LEFT WINGS

Most Goals: (52) Richard Martin, 1974-75, 1975-76
Most Assists: (51) Dave Andreychuk, 1985-86
Most Points: (95) Richard Martin, 1974-75
Most Penalty Minutes: (159) Reg Fleming, 1970-71
Most Games Played: (80) Craig Ramsay, 1974-75 through 1981-82;
 Richard Martin, 1975-76, 1979-80; Tony McKegney, 1979-80, 1980-81;
 Gilles Hamel, 1984-85; Dave Andreychuk, 1985-86

(382) Richard Martin
 (420) Craig Ramsay
 (695) Richard Martin
 (887) Lindy Ruff
 (1070) Craig Ramsay

DEFENSEMEN

Most Goals: (31) Phil Housley, 1983-84
Most Assists: (54) John Van Boxmeer, 1981-82
Most Points: (77) Phil Housley, 1983-84
Most Penalty Minutes: (258) Larry Playfair, 1981-82
Most Games Played: (80) Larry Carriere, 1974-75; Jocelyn Guevremont, 1975-76; 1976-77;
 Bill Hajt, 1975-76; John Van Boxmeer, 1979-80, 1980-81; Richie Dunn, 1979-80; Mike Ramsey, 1981-82

(67) Jerry Korab
 (216) Jerry Korab
 (283) Jerry Korab
 (1278) Larry Playfair
 (831) Bill Hajt

GOALTENDERS

ONE SEASON

Most Games Played: (72) Don Edwards, 1977-78
Most Minutes Played: (4209) Don Edwards, 1977-78
Most Wins: (38) Don Edwards, 1977-78
Most Shutouts: (5) Tom Barrasso, 1984-85; Don Edwards, 1977-78
Most Penalty Minutes: (41) Tom Barrasso, 1984-85
Most Assists: (6) Tom Barrasso, 1984-85
Lowest Goals Against Average: (2.36) Bob Sauve, 1979-80

CAREER

(307) Don Edwards
 (17969) Don Edwards
 (156) Don Edwards
 (89) Tom Barrasso
 (12) Tom Barrasso
 (2.81) Gerry Desjardins

INDIVIDUAL CAREER RECORDS

Most Consecutive Games Played: (776) Craig Ramsay, Mar. 27, 1973 through Feb. 10, 1983
Most 20-goal Seasons: (15) Gil Perreault
Most 30-goal Seasons: (10) Gil Perreault
Most 40-goal Seasons: (5) Richard Martin
Most 50-goal Seasons: (2) Danny Gare, Richard Martin
Most Consecutive 20-goal Seasons: (12) Gil Perreault (1974-75 to 1985-86)
Most Consecutive 30-goal Seasons: (6) Richard Martin (1971-72 to 1976-77)
Most Consecutive 40-goal Seasons: (3) Richard Martin (1973-74 to 1975-76)
Most Consecutive 50-goal Seasons: (2) Richard Martin (1973-74 to 1974-75)

SABRES' TEAM SEASON RECORDS

Most Points: (113) 1974-75
Most Home Points: (63) 1972-73
Most Road Points: (51) 1974-75
Fewest Points: (51) 1971-72
Fewest Home Points: (31) 1971-72
Fewest Road Points: (20) 1971-72
Most Wins: (49) 1974-75
Most Home Wins: (30) 1972-73
Most Road Wins: (23) 1983-84
Fewest Wins: (16) 1971-72
Fewest Home Wins: (11) 1971-72
Fewest Road Wins: (5) 1971-72
Most Losses: (43) 1971-72
Most Home Losses: (19) 1971-72
Most Road Losses: (26) 1970-71
Fewest Losses: (16) 1974-75
Fewest Home Losses: (5) 1979-80
Fewest Road Losses: (10) 1974-75
Most Ties: (21) 1980-81
Most Home Ties: (12) 1980-81
Most Road Ties: (11) 1972-73
Fewest Ties: (6) 1985-86
Fewest Home Ties: (1) 1985-86
Fewest Road Ties: (1) 1983-84
Most Overtime Games: (17) 1984-85
Most Home Overtime Games: (9) 1984-85 (0-2-7)
Most Road Overtime Games: (8) 1984-85
Most Overtime Wins: (5) 1983-84
Most Overtime Losses: (3) 1984-85
Most Goals For: (354) 1974-75
Most Goals For — at Home: (199) 1974-75
Most Goals For — on Road: (155) 1974-75
Fewest Goals For: (203) 1971-72
Fewest Goals For — at Home: (110) 1971-72
Fewest Goals For — on Road: (93) 1971-72
Most Goals Against: (291) 1985-86, 1970-71
Most Goals Against — at Home: (147) 1985-86
Most Goals Against — on Road: (168) 1970-71
Fewest Goals Against: (201) 1979-80
Fewest Goals Against — at Home: (80) 1972-73
Fewest Goals Against — on Road: (106) 1979-80
Most Power Play Goals: (83) 1974-75
Fewest Power Play Goals: (48) 1973-74
Most Power Play Goals Against: (66) 1985-86
Fewest Power Play Goals Against: (31) 1977-78
Most Shorthanded Goals: (17) 1974-75
Fewest Shorthanded Goals: (1) 1971-72
Most Shorthanded Goals Against: (14) 1985-86, 1983-84
Fewest Shorthanded Goals Against: (3) 1977-78
Most Shut-Outs For: (7) 1974-75
Most Shut-Outs For — at Home: (6) 1972-73
Most Shut-Outs For — on Road: (4) 1985-86
Most Shut-Outs Against: (7) 1970-71
Most Shut-Outs Against — at Home: (3) 1970-71
Most Shut-Outs Against — on Road: (4) 1982-83, 1970-71
Longest Consecutive Non-Shut-Out Streak Against Sabres: (178 games) Nov. 18, 1983 to Jan. 4, 1986
Longest Consecutive Non-Shut-out Streak Against Sabres — at Home: (340 games) Nov. 23, 1977 to Feb. 12, 1986
Longest Consecutive Non-Shut-out Streak Against Sabres — on Road: (87 games) Nov. 18, 1983 to Jan. 4, 1986
Most 20-goal Scorers: (9) 1974-75
Most 30-goal Scorers: (6) 1974-75
Most 40-goal Scorers: (3) 1979-80, 1975-76
Most 50-goal Scorers: (1) Four times
Longest Winning Streak: (10) Jan. 4 through Jan. 23, 1984
Longest Home Winning Streak: (12) Nov. 12, 1972 through Jan. 7, 1973
Longest Road Winning Streak: (10) Dec. 10, 1983 through Jan. 23, 1984
Longest Undefeated Streak: (14) Mar. 6 through Apr. 6, 1980
Longest Home Undefeated Streak: (21) Oct. 8, 1972 through Jan. 7, 1973
Longest Road Undefeated Streak: (10) Dec. 10, 1983 through Jan. 23, 1984
Most Consecutive Ties: (4) Dec. 9, 12, 14, 16, 1984; Feb. 26, 27; Mar. 3, 6, 1983; Jan. 9, 11, 14, 16, 1981; Dec. 22, 29, 31, 1977 and Jan. 1, 1978
Longest Losing Streak: (7) Pct. 25 through Nov. 8, 1970
Longest Losing Streak: (7) Oct. 25 through Nov. 8, 1970
Longest Road Losing Streak: (7) Feb. 6 through Feb. 27, 1971; Oct. 14 through Nov. 7, 1970

SABRES' FIRSTS IN THE NHL

First Sabre Goal: Jim Watson, Oct. 10, 1970 at Pittsburgh at 5:01 of second period
First Sabre Assist: Gerry Meehan, Oct. 10, 1970 at Pittsburgh on goal by Jim Watson
First Sabre Penalty: Gerry Meehan, Oct. 10, 1970 at Pittsburgh for holding at 7:54 of first period
First Goal Against Sabres: Wally Boyer of Pittsburgh, Oct. 10, 1970 at 8:09 of second period
First Assist Against Sabres: Duane Rupp of Pittsburgh, Oct. 10, 1970 on goal by Wally Boyer
First Penalty Against Sabres' Opponent: Duane Rupp of Pittsburgh, Oct. 10, 1970 for hooking at 1:41 of first period
First Sabre Power Play Goal: Gil Perreault, Oct. 10, 1970 at Pittsburgh at 11:26 of third period
First Power Play Goal Against Sabres: Dave Balon of NY Rangers, Oct. 14, 1970 in New York at 15:52 of third period
First Sabre Major Penalty: Brian McDonald, Oct. 10, 1970 at Pittsburgh for elbowing, fighting and a misconduct at 8:01 of third period
First Major Penalty on Sabres' Opponent: Bryan Hextall of Pittsburgh, Oct. 10, 1970 for fighting and a game misconduct at 8:01 of third period
First Sabre Win: October 10, 1970 (2-1 in Pittsburgh)
First Sabre Tie: October 18, 1970 (1-1 vs. Pittsburgh)
First Sabre Loss: October 14, 1970 (3-0 in New York vs. Rangers)
First Sabre Shut-out: Dec. 6, 1970 vs. Minnesota (Roger Crozier, 1-0)
First Shut-out Against Sabres: Oct. 14, 1970 at NY Rangers (Ed Giacomin, 3-0)
First Sabre Hat Trick: Jan. 29, 1971 (Gil Perreault vs. California)
First Hat Trick vs. Sabres: Dec. 22, 1970 (Dave Balon of NY Rangers)

YEAR-BY-YEAR LEADERS

| YEAR | GOALS | ASSISTS | POINTS | PENALTY MINS. |
|---------|-----------------|------------------|-----------------|------------------|
| 1970-71 | Perreault (38) | Goyette (46) | Perreault (72) | Pratt (179) |
| 1971-72 | Martin (44) | Perreault (48) | Martin (74) | Hamilton (105) |
| | | | Perreault (74) | |
| 1972-73 | Robert (40) | Perreault (60) | Perreault (88) | Schoenfeld (178) |
| 1973-74 | Martin (52) | Robert (44) | Martin (86) | Carriere (103) |
| 1974-75 | Martin (52) | Robert (60) | Robert (100) | Korab (184) |
| | | | | Schoenfeld (184) |
| 1975-76 | Gare (50) | Perreault (69) | Perreault (113) | Gare (129) |
| 1976-77 | Perreault (39) | Perreault (56) | Perreault (95) | Korab (120) |
| 1977-78 | Perreault (41) | Perreault (48) | Perreault (89) | Korab (119) |
| | | Robert (48) | | |
| 1978-79 | Martin (32) | Perreault (58) | Perreault (85) | Korab (104) |
| 1979-80 | Gare (56) | Perreault (66) | Perreault (106) | Playfair (145) |
| 1980-81 | Gare (46) | Van Boxmeer (51) | Gare (85) | Playfair (169) |
| 1981-82 | Perreault (31) | Van Boxmeer (54) | Perreault (73) | Playfair (258) |
| 1982-83 | McKegney (36) | Housley (47) | Perreault (76) | Playfair (180) |
| 1983-84 | Andreychuk (38) | Perreault (59) | Perreault (90) | Playfair (209) |
| 1984-85 | Andreychuk (31) | Perreault (53) | Perreault (83) | Playfair (157) |
| | | Housley (53) | | |
| 1985-86 | Foligno (41) | Andreychuk (51) | Andreychuk (87) | Foligno (168) |

BUFFALO SABRES' SEASON OPENERS

| OPENER | HOME | ROAD |
|------------------------|------------------------|------------------------|
| 2-1 at Pitt. 10/10/70 | 0-3 vs. Mtl. 10/15/70 | 2-1 at Pitt. 10/10/70 |
| 2-1 vs. Pitt. 10/10/71 | 2-1 vs. Pitt. 10/10/71 | 1-4 at St. L. 10/12/71 |
| 5-3 vs. Atl. 10/8/72 | 5-3 vs. Atl. 10/8/72 | 1-1 at Atl. 10/14/72 |
| 4-7 at Tor. 10/10/73 | 3-1 vs. Van. 10/14/73 | 4-7 at Tor. 10/10/73 |
| 9-5 vs. Bos. 10/10/74 | 9-5 vs. Bos. 10/10/74 | 1-6 at Phil. 10/12/74 |
| 4-0 vs. Det. 10/9/75 | 4-0 vs. Det. 10/9/75 | 5-3 at St. L. 10/18/75 |
| 0-4 at Det. 10/9/76 | 3-1 vs. Mtl. 10/10/76 | 5-2 at Tor. 10/15/77 |
| 3-2 vs. NYI 10/13/77 | 3-2 vs. NYI 10/13/77 | 5-2 at Minn. 10/14/78 |
| 2-2 vs. NYI 10/12/78 | 2-2 vs. NYI 10/12/78 | 5-2 at NYI 10/13/79 |
| 6-3 vs. Wash. 10/11/79 | 6-3 vs. Wash. 10/11/79 | 3-4 at Chi. 10/9/80 |
| 3-4 at Chi. 10/9/80 | 3-3 vs. Hart. 10/12/80 | 0-9 at Mtl. 10/10/81 |
| 5-3 vs. Wash. 10/7/81 | 5-3 vs. Wash. 10/7/81 | 4-6 at Que. 10/9/82 |
| 4-6 vs. Que. 10/6/82 | 4-6 vs. Que. 10/6/82 | 2-9 at Que. 10/8/83 |
| 5-3 vs. Hart. 10/5/83 | 5-3 vs. Hart. 10/5/83 | 3-4 at Tor. 10/13/84 |
| 4-3 vs. Mtl. 10/11/84 | 4-3 vs. Mtl. 10/11/84 | 6-2 at Minn. 10/12/85 |
| 4-5 vs. Hart. 10/10/85 | 4-5 vs. Hart. 10/10/85 | 6-9-1 in road openers |
| 10-5-1 overall | 11-3-2 in home openers | |
| 9-2-1 at home | | |
| 1-3-0 on road | | |

BUFFALO PENALTY SHOTS

Nov. 5, 1970 at Buffalo . . . Paul Andrea unsuccessful vs. Vancouver's Dunc Wilson
 Dec. 20, 1973 at Buffalo . . . John Gould unsuccessful vs. Montreal's Michel Plasse
 Jan. 31, 1974 at Philadelphia . . . Richard Martin successful vs. Philadelphia's Bernie Parent
 Jan. 25, 1975 at Montreal . . . Richard Martin unsuccessful vs. Montreal's Michel Laroque
 Feb. 2, 1975 at Buffalo . . . Don Luce unsuccessful vs. Kansas City's Denis Herron
 Oct. 19, 1975 at Buffalo . . . Don Luce unsuccessful vs. Washington's Ron Low
 Feb. 4, 1976 at Los Angeles . . . Gil Perreault unsuccessful vs. Los Angeles' Rogie Vachon
 Feb. 22, 1976 at Buffalo . . . Rene Robert unsuccessful vs. Montreal's Ken Dryden
 Apr. 1, 1978 at Toronto . . . Gil Perreault unsuccessful vs. Toronto's Mike Palmateer
 Dec. 19, 1982 at Buffalo . . . Brent Peterson unsuccessful vs. Quebec's Dan Bouchard
 Nov. 25, 1983 at Buffalo . . . Gil Perreault successful vs. Chicago's Murray Bannerman
 Jan. 14, 1984 at Detroit . . . Brent Peterson unsuccessful vs. Detroit's Greg Stefan
 Oct. 31, 1984 at Buffalo . . . John Tucker successful vs. Philadelphia's Pelle Lindbergh
 Dec. 26, 1984 at Buffalo . . . John Tucker unsuccessful vs. Toronto's Rick St. Croix

PENALTY SHOTS VS. BUFFALO

Oct. 20, 1971 at Toronto . . . Paul Henderson unsuccessful vs. Roger Crozier
 Nov. 12, 1972 at Buffalo . . . Lowell MacDonald of Pittsburgh unsuccessful vs. Roger Crozier
 Mar. 9, 1973 at Vancouver . . . Andre Boudrias scored vs. Roger Crozier
 Nov. 13, 1974 at Montreal . . . Steve Shutt unsuccessful vs. Gary Bromley
 Dec. 5, 1974 at Buffalo . . . Tommy Williams of Washington unsuccessful vs. Gary Bromley
 Jan. 23, 1975 at Buffalo . . . Pierre Jarry of Detroit unsuccessful vs. Roger Crozier
 Feb. 22, 1981 at Buffalo . . . Steve Shutt of Montreal unsuccessful vs. Don Edwards
 Dec. 17, 1981 at Philadelphia . . . Behn Wilson scored vs. Don Edwards
 Mar. 29, 1983 at Hartford . . . Blaine Stoughton scored vs. Bob Sauve
 Mar. 9, 1984 at Buffalo . . . Marcel Dionne of Los Angeles scored vs. Tom Barrasso
 Jan. 5, 1985 at New York Islanders . . . Bryan Trottier unsuccessful vs. Tom Barrasso

SABRES SCORING STORY

| PLAYER | GP | G | A | PTS | PIM |
|-------------------------|------|-----|-----|------|------|
| 1 PERREAULT, Gil | 1171 | 503 | 807 | 1310 | 494 |
| 2 MARTIN, Richard | 681 | 382 | 313 | 695 | 475 |
| 3 RAMSAY, Craig | 1070 | 252 | 420 | 672 | 201 |
| 4 ROBERT, Rene | 524 | 222 | 330 | 552 | 401 |
| 5 LUCE, Don | 766 | 216 | 310 | 526 | 304 |
| 6 GARE, Danny | 503 | 267 | 233 | 500 | 686 |
| 7 SEILING, Ric | 664 | 176 | 200 | 376 | 524 |
| 8 LORENTZ, Jim | 487 | 134 | 197 | 331 | 126 |
| 9 SAVARD, Andre | 467 | 130 | 175 | 305 | 221 |
| 10 FOLIGNO, Mike | 348 | 142 | 155 | 297 | 757 |
| 11 KORAB, Jerry | 537 | 67 | 216 | 283 | 870 |
| 12 HOUSLEY, Phil | 304 | 81 | 193 | 274 | 154 |
| 13 McKEGNEY, Tony | 363 | 127 | 141 | 268 | 117 |
| 14 ANDREYCHUK, Dave | 265 | 119 | 146 | 265 | 173 |
| 15 HAJT, Bill | 831 | 42 | 200 | 242 | 429 |
| 16 SCHOENFELD, Jim | 584 | 45 | 183 | 228 | 1025 |
| 17 RUFF, Lindy | 418 | 88 | 135 | 223 | 787 |
| 18 VAN BOXMEEER, John | 294 | 49 | 166 | 215 | 239 |
| 19 MEEHAN, Gerry | 306 | 94 | 114 | 208 | 60 |
| 20 HAMEL, Gilles | 365 | 92 | 114 | 206 | 215 |
| 21 RAMSEY, Mike | 469 | 43 | 138 | 181 | 474 |
| 22 GUEVREMONT, Jocelyn | 326 | 38 | 130 | 168 | 189 |
| 23 CYR, Paul | 249 | 73 | 94 | 167 | 294 |
| 24 DUDLEY, Rick | 279 | 70 | 94 | 164 | 264 |
| 25 SMITH, Derek | 244 | 65 | 98 | 163 | 38 |
| 26 TUCKER, John | 160 | 65 | 65 | 130 | 64 |
| 27 DUNN, Richie | 309 | 25 | 103 | 128 | 221 |
| 28 VIRTA, Hannu | 245 | 25 | 101 | 126 | 66 |
| 29 STANFIELD, Fred | 248 | 42 | 73 | 115 | 16 |
| 30 SPENCER, Brian | 240 | 42 | 72 | 114 | 206 |
| 31 McKENNA, Sean | 237 | 56 | 53 | 109 | 120 |
| 32 McNAB, Peter | 154 | 49 | 59 | 108 | 26 |
| 33 PETERSON, Brent | 265 | 43 | 63 | 106 | 180 |
| 34 McCOURT, Dale | 119 | 41 | 56 | 97 | 22 |
| 35 ATKINSON, Steve | 255 | 49 | 47 | 96 | 96 |
| 36 PLAYFAIR, Larry | 531 | 24 | 72 | 96 | 1278 |
| 37 McADAM, Gary | 227 | 40 | 45 | 85 | 76 |
| 38 GOYETTE, Phil | 97 | 18 | 67 | 85 | 20 |
| 39 FOGOLIN, Lee | 329 | 8 | 68 | 76 | 424 |
| 40 HAWORTH, Alan | 106 | 37 | 38 | 75 | 64 |
| 41 SAUVE, Jean Francois | 98 | 24 | 49 | 73 | 67 |
| 42 SHACK, Eddie | 106 | 36 | 31 | 67 | 127 |
| 43 LAMBERT, Yvon | 77 | 25 | 39 | 64 | 38 |
| 44 HAMILTON, Al | 145 | 6 | 58 | 64 | 176 |
| 45 RICHARD, Jacques | 155 | 24 | 38 | 62 | 73 |
| 46 CLOUTIER, Real | 82 | 24 | 36 | 60 | 25 |
| 47 PATRICK, Steve | 152 | 21 | 34 | 55 | 125 |
| 48 ROBITAILLE, Mike | 170 | 8 | 46 | 54 | 122 |
| 49 CARRIERE, Larry | 206 | 9 | 43 | 52 | 284 |
| 50 DAVIS, Malcolm | 89 | 29 | 22 | 51 | 34 |
| 51 MARSHALL, Donny | 62 | 20 | 29 | 49 | 6 |
| 52 MARTIN, Terry | 148 | 20 | 22 | 42 | 50 |
| 53 HILLMAN, Larry | 121 | 6 | 35 | 41 | 114 |
| 54 PRATT, Tracy | 210 | 2 | 39 | 41 | 399 |
| 55 MOLLER, Mike | 127 | 13 | 27 | 40 | 41 |
| 56 GRATTON, Norm | 102 | 15 | 23 | 38 | 30 |
| 57 HARRIS, Hugh | 60 | 12 | 26 | 38 | 17 |
| 58 MICKEY, Larry | 117 | 20 | 14 | 34 | 65 |
| 59 ORLANDO, Gates | 71 | 16 | 18 | 34 | 35 |
| 60 BARRIE, Doug | 102 | 6 | 28 | 34 | 213 |
| 61 ANDREA, Paul | 47 | 11 | 21 | 32 | 4 |
| 62 ANDERSON, Ron | 111 | 14 | 16 | 30 | 63 |
| 63 KEENAN, Larry | 66 | 9 | 20 | 29 | 8 |
| 64 FENYVES, Dave | 141 | 1 | 27 | 28 | 87 |
| 65 GOULD, John | 92 | 14 | 12 | 26 | 13 |
| 66 WIEMER, Jim | 74 | 8 | 17 | 25 | 52 |
| 67 DYKSTRA, Steve | 65 | 4 | 21 | 25 | 108 |
| 68 DUFE, Dick | 61 | 9 | 15 | 24 | 12 |
| 69 EVANS, Chris | 61 | 6 | 18 | 24 | 98 |
| 70 O'SHEA, Kevin | 93 | 10 | 13 | 23 | 52 |
| 71 HORTON, Tim | 124 | 1 | 22 | 23 | 109 |
| 72 MONCRAIN, Bob | 70 | 11 | 11 | 22 | 12 |
| 73 McCLANAHAN, Rob | 66 | 5 | 17 | 22 | 38 |
| 74 MALONEY, Dave | 52 | 1 | 21 | 22 | 41 |
| 75 SMITH, Doug | 30 | 10 | 11 | 21 | 73 |
| 76 TERBENCHE, Paul | 118 | 2 | 19 | 21 | 20 |
| 77 STEWART, Bill | 81 | 3 | 17 | 20 | 116 |
| 78 LACOMBE, Normand | 55 | 8 | 11 | 19 | 38 |

| | | | | | |
|------------------------|-----|----|----|----|-----|
| 79 WATSON, Jim | 144 | 4 | 15 | 19 | 248 |
| 80 WYROZUB, Randy | 100 | 8 | 10 | 18 | 10 |
| 81 SMITH, Floyd | 83 | 6 | 12 | 18 | 48 |
| 82 ROMBOUGH, Doug | 51 | 8 | 9 | 17 | 27 |
| 83 LAWSON, Danny | 78 | 10 | 6 | 16 | 15 |
| 84 BYERS, Mike | 46 | 9 | 7 | 16 | 12 |
| 85 FLEMING, Reg | 78 | 6 | 10 | 16 | 159 |
| 86 CREIGHTON, Adam | 56 | 5 | 11 | 16 | 39 |
| 87 BREITENBACH, Ken | 68 | 1 | 13 | 14 | 49 |
| 88 HUGHES, Pat | 50 | 4 | 9 | 13 | 25 |
| 89 SCHMAUTZ, Cliff | 26 | 5 | 7 | 12 | 10 |
| 90 BARRASSO, Tom | 156 | 0 | 12 | 12 | 89 |
| 91 EDWARDS, Don | 307 | 0 | 11 | 11 | 32 |
| 92 ANDERSSON, Mikael | 32 | 1 | 9 | 10 | 4 |
| 93 HALKIDIS, Bob | 36 | 1 | 9 | 10 | 115 |
| 94 KRAKE, Skip | 74 | 4 | 5 | 9 | 68 |
| 95 SAUVE, Bob | 246 | 0 | 9 | 9 | 20 |
| 96 LEVER, Don | 29 | 7 | 1 | 8 | 6 |
| 97 SCHOCK, Ron | 40 | 4 | 4 | 8 | 0 |
| 98 HESS, Bob | 33 | 0 | 8 | 8 | 14 |
| 99 VERRET, Claude | 14 | 2 | 5 | 7 | 2 |
| 100 FISCHER, Ron | 18 | 0 | 7 | 7 | 6 |
| 101 TALBOT, Jean-Guy | 57 | 0 | 7 | 7 | 36 |
| 102 SCHULTZ, Dave | 41 | 3 | 3 | 6 | 114 |
| 103 CUNNEYWORTH, Randy | 21 | 2 | 4 | 6 | 47 |
| 104 JUTILA, Timo | 10 | 1 | 5 | 6 | 13 |
| 105 GAGE, Jody | 7 | 3 | 2 | 6 | 0 |
| 106 RUSSELL, Phil | 12 | 2 | 3 | 5 | 12 |
| 107 ENGBLOM, Brian | 30 | 1 | 4 | 5 | 16 |
| 108 KOWAL, Joe | 22 | 0 | 5 | 5 | 13 |
| 109 LANGEVIN, Chris | 22 | 3 | 1 | 4 | 22 |
| 110 DEADMARSH, Butch | 56 | 2 | 2 | 4 | 39 |
| 111 RENAUD, Mark | 10 | 1 | 3 | 4 | 6 |
| 112 BROMLEY, Gary | 63 | 0 | 4 | 4 | 2 |
| 113 ZAINE, Rod | 24 | 2 | 1 | 3 | 4 |
| 114 ROBERTSON, Geordie | 5 | 1 | 2 | 3 | 7 |
| 115 BOLAND, Mike | 22 | 1 | 2 | 3 | 29 |
| 116 McKAY, Ray | 40 | 0 | 3 | 3 | 18 |
| 117 CLOUTIER, Jacques | 48 | 0 | 3 | 3 | 2 |
| 118 BUSNIUK, Ron | 66 | 0 | 3 | 3 | 13 |
| 119 CROZIER, Roger | 202 | 0 | 3 | 3 | 22 |
| 120 LEMIEUX, Real | 11 | 1 | 1 | 2 | 4 |
| 121 McINTOSH, Paul | 47 | 0 | 2 | 2 | 66 |
| 122 DRYDEN, Dave | 120 | 0 | 2 | 2 | 4 |
| 123 LACOMBE, Francois | 1 | 0 | 1 | 1 | 2 |
| 124 WALSH, Jim | 4 | 0 | 1 | 1 | 4 |
| 125 BALL, Terry | 12 | 0 | 1 | 1 | 6 |
| 126 INGLIS, Billy | 14 | 0 | 1 | 1 | 6 |
| 127 DALEY, Joe | 38 | 0 | 1 | 1 | 12 |
| 128 DESJARDINS, Gerry | 116 | 0 | 1 | 1 | 4 |
| 129 EATOUGH, Jeff | 1 | 0 | 0 | 0 | 0 |
| 130 PERRY, Brian | 1 | 0 | 0 | 0 | 0 |
| 131 GARDNER, Paul | 2 | 0 | 0 | 0 | 0 |
| 132 SUIKKANEN, Kai | 2 | 0 | 0 | 0 | 0 |
| 133 IRELAND, Randy | 2 | 0 | 0 | 0 | 0 |
| 134 RAMSEY, Wayne | 2 | 0 | 0 | 0 | 0 |
| 135 HAJDU, Richard | 3 | 0 | 0 | 0 | 4 |
| 136 REEKIE, Joe | 3 | 0 | 0 | 0 | 14 |
| 137 GILLIS, Jere | 3 | 0 | 0 | 0 | 0 |
| 138 LAGACE, Jean-Guy | 3 | 0 | 0 | 0 | 2 |
| 139 McSHEFFREY, Bryan | 3 | 0 | 0 | 0 | 0 |
| 140 RICHER, Bob | 3 | 0 | 0 | 0 | 0 |
| 141 TIDEY, Alex | 3 | 0 | 0 | 0 | 0 |
| 142 HOFFORD, Jim | 5 | 0 | 0 | 0 | 5 |
| 143 MYRE, Phil | 5 | 0 | 0 | 0 | 2 |
| 144 HARRISON, Paul | 6 | 0 | 0 | 0 | 2 |
| 145 PUPPA, Daren | 7 | 0 | 0 | 0 | 0 |
| 146 JAMES, Val | 7 | 0 | 0 | 0 | 16 |
| 147 McDONALD, Brian | 12 | 0 | 0 | 0 | 29 |
| 148 McMAHON, Mike | 12 | 0 | 0 | 0 | 0 |
| 149 MYERS, Hap | 13 | 0 | 0 | 0 | 6 |
| 150 NORIS, Joe | 18 | 0 | 0 | 0 | 2 |
| 151 TITANIC, Morris | 19 | 0 | 0 | 0 | 0 |
| 152 FARR, Rocky | 19 | 0 | 0 | 0 | 0 |

SABRES' TEAM PLAYOFF RECORDS ONE PLAYOFF YEAR

Most Wins: (10) 1975 (17 games)
Fewest Wins: (0) 1984 (3 games)
Most Losses: (7) 1975 (17 games)
Fewest Losses: (2) 1979 (3 games)
Most Goals For: (53) 1975 (17 games)
Fewest Goals For: (5) 1984 (3 games)
Most Goals Against: (58) 1975 (17 games)
Fewest Goals Against: (9) 1979 (3 games)
Most Shut Outs For: (3) 1980 (14 games)
Most Shut Outs Against: (1) 1975 (7-0 by Montreal), 1983 (9-0 by Boston)
Most Overtime Games: (4) 1975 (17 games)
Longest Winning Streak: (5) Apr. 12, 16, 17, 19, 20, 1980
Longest Losing Streak: (4) Apr. 11, 13, 15, 17, 1977; Apr. 15, 17, 20, 22, 1976
Greatest Winning Margin: (6) 6-0 vs. Vancouver, 1980; 7-1 vs. Minnesota, 1977
Greatest Losing Margin: (9) 9-0 at Boston, 1983
Most Power Play Goals: (17) 1980 (14 games)
Most Power Play Goals Against: (14) 1975 (17 games)
Most Shorthanded Goals: (2) 1975 (17 games)
Most Shorthanded Goals Against: (3) 1980 (14 games)
Most Shots on Goal: (532) 1975 (17 games)
Fewest Shots on Goal: (83) 1984 (3 games)
Most Shots on Goal Against: (459) 1975 (17 games)
Fewest Shots on Goal Against: (73) 1984 (3 games)
Most Buffalo Penalty Minutes: (276) 1975 (17 games)
Most Opponents' Penalty Minutes: (243) 1975 (17 games)

ONE GAME ONLY

Most Goals: (7) vs. Quebec, Apr. 14, 1985; at Boston, Apr. 14, 1983; at New York Islanders, May 6, 1980; at Minnesota, Apr. 7, 1977.
Most Goals Against: (9) at Boston, Apr. 20, 1983
Most Goals, Buffalo and Opponent: (11) 6-5 loss at Quebec, Apr. 16, 1985; 7-4 win over Quebec, Apr. 14, 1985; 7-4 win at Boston, Apr. 14, 1983; 7-4 win at New York Islanders, May 6, 1980; 7-4 loss at New York Islanders, May 3, 1980; 6-5 win over Montreal, Apr. 27, 1985.
Most Goals, One Period: (5) Third period vs. Quebec, Apr. 14, 1985; Third period vs. Quebec, Apr. 13, 1985; Third period vs. Chicago, Apr. 20, 1975.
Most Shots on Goal: (57) vs. St. Louis, Apr. 8, 1976
Fewest Shots on Goal: (15) vs. New York Islanders, May 8, 1980
Most Shots on Goal Against: (50) at Minnesota, Apr. 20, 1981
Fewest Shots on Goal Against: (14) by Chicago, Apr. 22, 1975
Most Buffalo Penalty Minutes: (68) vs. Quebec, Apr. 14, 1985
Most Opponent Penalty Minutes: (79) vs. Quebec, Apr. 14, 1985
Most Penalty Minutes, Buffalo and Opponent: (147) Buffalo and Quebec, Apr. 14, 1985
Fastest Two Buffalo Goals, One Player: (1:02) Lindy Ruff at Boston, Apr. 14, 1983
Fastest Three Buffalo Goals, One Player: (12:37) Dave Andreychuk vs. Quebec, Apr. 14, 1985
Fastest Three Goals Against, One Player: (13:40) Barry Pederson of Boston, Apr. 8, 1982.
Fastest Two Buffalo Goals: (:14) Mike Foligno, Sean McKenna vs. Quebec, Apr. 5, 1984
Fastest Two Goals Against: (:16) Peter Mahovich, Murray Wilson of Montreal, Apr. 8, 1973
Fastest Three Buffalo Goals: (3:02) John Tucker, Dave Andreychuk and Ric Seiling vs. Quebec, Apr. 13, 1985

Fastest Three Goals Against: (3:08) Barry Pederson, Rick Middleton, Barry Pederson of Boston, Apr. 8, 1982
Fastest Two Goals, Both Teams: (:05) Gil Perreault and Jim Hamilton of Pittsburgh, Apr. 14, 1979
Fastest Buffalo Goal from Opening Face-Off: (1:06) Gil Perreault vs. Montreal, Apr. 5, 1973
Fastest Opponent Goal from Opening Face-Off: (:32) Guy Lapointe of Montreal, Apr. 27, 1975
Shortest Overtime Game: (60:22) Minnesota win over Buffalo, Apr. 16, 1981 on goal by Steve Payne
Longest Overtime Game: (81:20) New York Islanders win over Buffalo, May 1, 1980 on goal by Bob Nystrom

SABRES' INDIVIDUAL PLAYOFF RECORDS ONE PLAYOFF YEAR

Most Goals: (10) Gil Perreault, 1980
Most Assists: (11) Gil Perreault, 1980
Most Points: (21) Gil Perreault, 1980
Most Penalty Minutes: (47) Lindy Ruff, 1983
Most Power Play Goals: (5) Richard Martin, 1975
Most Shorthanded Goals: (1) Don Luce, 1980, 1975; Craig Ramsay, 1976, 1975
Most Minutes Played by a Goaltender: (760) Gerry Desjardins, 1975
Most Shots on Goal: (66) Gil Perreault, 1975

ONE FINAL SERIES Vs. Philadelphia, 1975, 6 games

Most Goals: (2) Danny Gare, Jerry Korab, Don Luce, Richard Martin
Most Assists: (4) Richard Martin
Most Points: (6) Richard Martin
Most Penalty Minutes: (12) Don Luce
Most Power Play Goals: (1) Jerry Korab, Richard Martin, Gil Perreault
Most Shorthanded Goals: (0)
Most Minutes Played by a Goaltender: (260) Gerry Desjardins
Most Shots on Goal: (23) Gil Perreault

ONE SEMI-FINAL SERIES

Most Goals: (6) Gil Perreault vs. New York Islanders, 1980
Most Assists: (4) Peter McNab vs. Montreal, 1975
Most Points: (8) Gil Perreault vs. New York Islanders, 1980
Most Penalty Minutes: (24) Larry Carriere vs. Montreal, 1975
Most Power Play Goals: (2) Derek Smith vs. New York Islanders, 1980
Most Shorthanded Goals: (1) Don Luce vs. New York Islanders, 1980; vs. Montreal, 1975; Craig Ramsay vs. Montreal, 1975
Most Minutes Played by a Goaltender: (259) Bob Sauve vs. New York Islanders, 1980
Most Shots on Goal: (27) Richard Martin vs. Montreal, 1975

ONE QUARTER-FINAL SERIES

Most Goals: (5) Rene Robert vs. Montreal, 1973
Most Assists: (7) Gil Perreault vs. Montreal, 1973; vs. Boston, 1980
Most Points: (10) Gil Perreault vs. Montreal, 1973
Most Penalty Minutes: (47) Lindy Ruff vs. Boston, 1983
Most Power Play Goals: (3) Richard Martin vs. Chicago, 1975
Most Shorthanded Goals: (0)
Most Minutes Played by a Goaltender: (347) Gerry Desjardins vs. New York Islanders, 1976
Most Shots on Goal: (38) Richard Martin vs. Montreal, 1973

ONE PRELIMINARY ROUND

Most Goals: (3) Yvon Lambert vs. Boston, 1982; Richard Martin vs. Vancouver, 1980; Jim Lorentz vs. Minnesota, 1977
Most Assists: (7) Gil Perreault vs. Boston, 1982
Most Points: (7) Gil Perreault vs. Boston, 1982
Most Penalty Minutes: (28) Lindy Ruff vs. Boston, 1982
Most Power Play Goals: (2) Mike Foligno vs. Boston, 1982; Danny Gare vs. Vancouver, 1981
Most Shorthanded Goals: (1) Craig Ramsay vs. St. Louis, 1976
Most Minutes Played by a Goaltender: (214) Don Edwards vs. Boston, 1982
Most Shutouts: (2) Bob Sauve vs. Montreal, 1983
Most Shots on Goal: (17) Richard Martin vs. St. Louis, 1976

ONE GAME ONLY

Most Goals: (3) Dave Andreychuk, Apr. 14, 1985 vs. Quebec; Gil Perreault, May 6, 1980, vs. New York Islanders; Jim Lorentz, Apr. 7, 1977, vs. Minnesota
Most Assists: (4) Gil Perreault vs. Boston, Apr. 10, 1982; vs. Chicago, Apr. 17, 1980
Most Points: (4) Lindy Ruff vs. Quebec Apr. 16, 1985; Gil Perreault vs. Boston, Apr. 10, 1982; vs. New York Islanders, May 6, 1980; vs. Chicago, Apr. 17, 1980; Derek Smith vs. New York Islanders, May 6, 1980.
Most Penalty Minutes: (21) Danny Gare vs. New York Rangers, 1978
Most Power Play Goals: (1) By several players
Most Shorthanded Goals: (1) Don Luce vs. New York Islanders, 1980; Craig Ramsay vs. St. Louis, 1976; Don Luce, Craig Ramsay vs. Montreal, 1975
Most Minutes Played by a Goaltender: (81:20) Bob Sauve vs. New York Islanders, May 1, 1980
Most Shots on Goal: (11) Tony McKegney vs. Minnesota, 1981; Danny Gare vs. St. Louis, 1976

SABRES' PLAYOFF HISTORY

| BUFFALO VS. | GP | W | L | GF | GA |
|--------------------|-----------|-----------|-----------|------------|------------|
| Boston | 11 | 4 | 7 | 34 | 50 |
| Chicago | 9 | 8 | 1 | 36 | 17 |
| Minnesota | 7 | 3 | 4 | 28 | 26 |
| Montreal | 15 | 9 | 6 | 45 | 52 |
| NY Islanders | 16 | 4 | 12 | 45 | 59 |
| NY Rangers | 3 | 2 | 1 | 11 | 6 |
| Philadelphia | 11 | 3 | 8 | 23 | 35 |
| Pittsburgh | 3 | 1 | 2 | 9 | 9 |
| Quebec | 8 | 2 | 6 | 27 | 35 |
| St. Louis | 3 | 2 | 1 | 7 | 8 |
| Vancouver | 7 | 6 | 1 | 28 | 14 |
| TOTALS | 93 | 44 | 49 | 293 | 311 |

SERIES SUMMARIES

Finals: 0-1 (lost to Philadelphia, 4 games to 2, 1975)
Semi-Finals: 1-1 (defeated Montreal, 4 games to 2, 1975; lost to NY Islanders, 4 game to 2, 1980)
Quarter-Finals: 2-6 (lost to Montreal, 4 games to 2, 1973; defeated Chicago, 4 games to 1, 1975; lost to NY Islanders, 4 games to 2, 1976; lost to NY Islanders, 4 games to 0, 1977; lost to Philadelphia, 4 games to 1, 1978; defeated Chicago, 4 games to 0, 1980; lost to Minnesota, 4 games to 1, 1981; lost to Boston, 4 games to 3, 1983)
First Round: 6-3 (defeated St. Louis, 2 games to 1, 1976; defeated Minnesota, 2 games to 0, 1977; defeated NY Rangers, 2 games to 1, 1978; lost to Pittsburgh, 2 games to 1, 1979; defeated Vancouver, 3 games to 1, 1980; defeated Vancouver, 3 games to 0, 1981; lost to Boston, 3 games to 1, 1982; defeated Montreal, 3 games to 0, 1983; lost to Quebec, 3 games to 0, 1984 lost to Quebec, 3 games to 2, 1985)

SABRES' OVERTIME HISTORY

April 10, 1973 — Buffalo 3 at Montreal 2 on goal by Rene Robert at 9:18 of overtime. Sabres lost quarter-final series 4 games to 2.
 April 17, 1975 — Chicago 5 Buffalo 4 on goal by Stan Mikita at 2:31 of overtime. Sabres won quarter-final series 4 games to 1.
 April 27, 1975 — Buffalo 6 Montreal 5 on goal by Danny Gare at 4:42 of overtime. Sabres won semi-final series 4 games to 2.
 May 6, 1975 — Buffalo 5 Montreal 4 on goal by Rene Robert at 5:56 of overtime.
 May 20, 1975 — Buffalo 5 Philadelphia 4 on goal by Rene Robert at 18:29 of overtime. Sabres lost final series 4 games to 2.
 April 8, 1976 — Buffalo 3 St. Louis 2 on goal by Danny Gare at 11:43 of overtime. Sabres won preliminary series 2 games to 1.
 April 9, 1976 — Buffalo 2 St. Louis 1 on goal by Don Luce at 14:27 of overtime.
 April 13, 1976 — Buffalo 3 New York Islanders 2 on goal by Danny Gare at 14:04 of overtime. Sabres lost quarter-final series 4 games to 2.
 April 13, 1978 — New York Rangers 4 Buffalo 3 on goal by Don Murdoch at 1:37 of overtime. Sabres won preliminary series 2 games to 1.
 April 14, 1979 — Pittsburgh 4 at Buffalo 3 on goal by George Ferguson at :47 of overtime. Sabres lost preliminary series 2 games to 1.
 May 1, 1980 — New York Islanders 2 at Buffalo 1 on goal by Bob Nystrom at 21:20 of overtime. Sabres lost semi-final series 4 games to 2.
 April 8, 1981 — Buffalo 3 Vancouver 2 on goal by Alan Haworth at 5:00 of overtime. Sabres won preliminary series 3 games to 0.
 April 16, 1981 — Minnesota 4 at Buffalo 3 on goal by Steve Payne at :22 of overtime. Sabres won quarter final series 4 games to 1.
 April 20, 1981 — Buffalo 5 at Minnesota 4 on goal by Craig Ramsay at 16:32 of overtime.
 April 24, 1983 — Boston 3 Buffalo 2 on goal by Brad Park at 1:52 of overtime. Boston won quarter-final series 4 games to 3.

Sabres are 9-6 in overtime games (7-3 at home and 2-3 on road)

On three occasions (April 24, 1983 when Boston defeated Buffalo 3-2, on April 14, 1979 when Pittsburgh defeated the Sabres 4-3, and on April 9, 1976 when Buffalo defeated St. Louis 2-1) have overtime goals ended playoff rounds in which the Sabres were involved.

BUFFALO SABRES' ALL-TIME PLAYOFF GOALTENDING

| PLAYER | GP | MINS | GA | EN | SO | AVG. | W | L |
|-------------------------|----|------|----|----|----|------|----|----|
| HARRISON, Paul | 1 | 26 | 1 | 0 | 0 | 2.31 | 0 | 0 |
| CROZIER, Roger | 9 | 541 | 25 | 1 | 0 | 2.77 | 5 | 4 |
| SAUVE, Bob | 23 | 1268 | 59 | 1 | 4 | 2.79 | 13 | 9 |
| EDWARDS, Don | 31 | 1859 | 98 | 3 | 1 | 3.16 | 13 | 18 |
| DESJARDINS, Gerry | 25 | 1382 | 75 | 1 | 0 | 3.25 | 11 | 11 |
| SMITH, Al | 1 | 17 | 1 | 0 | 0 | 3.53 | 0 | 0 |
| BARRASSO, Tom | 5 | 439 | 30 | 0 | 0 | 4.10 | 2 | 5 |
| DRYDEN, Dave | 2 | 120 | 9 | 0 | 0 | 4.50 | 0 | 2 |
| MYRE, Phil | 1 | 57 | 7 | 0 | 0 | 7.37 | 0 | 0 |

BUFFALO SABRES' ALL-TIME PLAYOFF SCORING

| PLAYER | GP | G | A | PTS | PIM |
|----------------------|----|----|----|-----|-----|
| PERREAULT, Gil | 90 | 33 | 70 | 103 | 44 |
| MARTIN, Richard | 62 | 24 | 29 | 53 | 74 |
| RAMSAY, Craig | 89 | 17 | 31 | 48 | 27 |
| GARE, Danny | 57 | 23 | 21 | 44 | 147 |
| ROBERT, Rene | 47 | 22 | 16 | 38 | 71 |
| LUCE, Don | 62 | 17 | 19 | 36 | 46 |
| SEILING, Ric | 55 | 14 | 14 | 28 | 31 |
| SMITH, Derek | 30 | 9 | 14 | 23 | 13 |
| KORAB, Jerry | 46 | 7 | 14 | 21 | 69 |
| GUEVREMONT, Jocelyn | 40 | 4 | 17 | 21 | 18 |
| LORENTZ, Jim | 35 | 11 | 9 | 20 | 22 |
| McKEGNEY, Tony | 38 | 11 | 9 | 20 | 10 |
| RUFF, Lindy | 36 | 11 | 8 | 19 | 141 |
| VAN BOXMEER, John | 35 | 5 | 14 | 19 | 35 |
| RAMSEY, Mike | 43 | 6 | 12 | 18 | 90 |
| HAJT, Bill | 80 | 2 | 16 | 18 | 70 |
| SAVARD, Andre | 45 | 5 | 11 | 16 | 40 |
| SCHOENFELD, Jim | 75 | 3 | 13 | 16 | 151 |
| DUNN, Richie | 27 | 2 | 14 | 16 | 16 |
| FOLIGNO, Mike | 22 | 7 | 7 | 14 | 79 |
| HOUSLEY, Phil | 18 | 6 | 6 | 12 | 10 |
| McCOURT, Dale | 14 | 5 | 5 | 10 | 4 |
| DUDLEY, Rick | 25 | 7 | 2 | 9 | 69 |
| HAWORTH, Alan | 10 | 4 | 5 | 9 | 4 |
| CYR, Paul | 18 | 3 | 6 | 9 | 21 |
| ANDREYCHUK, Dave | 11 | 5 | 4 | 9 | 10 |
| McNAB, Peter | 25 | 2 | 6 | 8 | 4 |
| TUCKER, John | 8 | 2 | 5 | 7 | 0 |
| HAMEL, Gilles | 18 | 2 | 5 | 7 | 8 |
| FOGOLIN, Lee | 30 | 0 | 6 | 6 | 58 |
| PLAYFAIR, Larry | 39 | 0 | 6 | 6 | 97 |
| McADAM, Gary | 15 | 3 | 2 | 5 | 7 |
| PETERSON, Brent | 22 | 2 | 3 | 5 | 50 |
| SPENCER, Brian | 30 | 1 | 4 | 5 | 12 |
| SAUVE, Jean Francois | 7 | 2 | 2 | 4 | 0 |
| MARTIN, Terry | 11 | 2 | 2 | 4 | 10 |
| VIRTA, Hannu | 17 | 1 | 3 | 4 | 6 |
| ORLANDO, Gates | 5 | 0 | 4 | 4 | 14 |
| LAMBERT, Yvon | 4 | 3 | 0 | 3 | 2 |
| RICHARD, Jacques | 12 | 2 | 1 | 3 | 7 |
| MONGRAIN, Bob | 11 | 1 | 2 | 3 | 2 |
| STEWART, Bill | 9 | 0 | 3 | 3 | 0 |
| CARRIERE, Larry | 23 | 0 | 3 | 3 | 40 |
| SCHULTZ, Dave | 3 | 0 | 2 | 2 | 4 |
| McCLANAHAN, Rob | 15 | 0 | 2 | 2 | 17 |

| | | | | | |
|-------------------|----|---|---|---|----|
| McKENNA, Sean | 8 | 1 | 1 | 2 | 2 |
| MICKEY, Larry | 6 | 1 | 0 | 1 | 5 |
| DAVIS, Mal | 7 | 1 | 0 | 1 | 0 |
| MOLLER, Mike | 3 | 0 | 1 | 1 | 0 |
| GRATTON, Norm | 6 | 0 | 1 | 1 | 2 |
| HORTON, Tim | 6 | 0 | 1 | 1 | 4 |
| MEEHAN, Gerry | 6 | 0 | 1 | 1 | 0 |
| PATRICK, Steve | 8 | 0 | 1 | 1 | 6 |
| BREITENBACH, Ken | 8 | 0 | 1 | 1 | 4 |
| CROZIER, Roger | 9 | 0 | 1 | 1 | 2 |
| MALONEY, Dave | 1 | 0 | 0 | 0 | 0 |
| MYRE, Phil | 1 | 0 | 0 | 0 | 0 |
| WIEMER, Jim | 1 | 0 | 0 | 0 | 0 |
| HARRISON, Paul | 1 | 0 | 0 | 0 | 0 |
| SMITH, Al | 1 | 0 | 0 | 0 | 0 |
| DEZIEL, Michel | 1 | 0 | 0 | 0 | 0 |
| CLOUTIER, Real | 2 | 0 | 0 | 0 | 0 |
| DRYDEN, Dave | 2 | 0 | 0 | 0 | 0 |
| KOWAL, Joe | 2 | 0 | 0 | 0 | 0 |
| SCHOCK, Ron | 2 | 0 | 0 | 0 | 0 |
| TIDEY, Alex | 2 | 0 | 0 | 0 | 0 |
| McINTOSH, Paul | 2 | 0 | 0 | 0 | 7 |
| JAMES, Val | 3 | 0 | 0 | 0 | 0 |
| HARRIS, Hugh | 3 | 0 | 0 | 0 | 0 |
| HALKIDIS, Bob | 4 | 0 | 0 | 0 | 19 |
| HILLMAN, Larry | 6 | 0 | 0 | 0 | 8 |
| PRATT, Tracy | 6 | 0 | 0 | 0 | 6 |
| ROBITAILLE, Mike | 6 | 0 | 0 | 0 | 0 |
| TERBENCHE, Paul | 6 | 0 | 0 | 0 | 0 |
| BARRASSO, Tom | 8 | 0 | 0 | 0 | 9 |
| FENYVES, Dave | 11 | 0 | 0 | 0 | 9 |
| SAUVE, Bob | 22 | 0 | 0 | 0 | 2 |
| DESJARDINS, Gerry | 25 | 0 | 0 | 0 | 4 |
| EDWARDS, Don | 31 | 0 | 0 | 0 | 7 |

BUFFALO SABRES HAT TRICKS

| PLAYER | OPPONENT | DATE | PLACE |
|-----------------|--------------|-------------------|-------------|
| Gil Perreault | California | Jan. 29, 1971 | California |
| Ed Shack | Los Angeles | February 4, 1971 | Buffalo |
| Gerry Meehan | Detroit | February 20, 1971 | Detroit |
| Steve Atkinson | Minnesota | February 28, 1971 | Buffalo |
| Ed Shack | Boston | March 21, 1971 | Boston |
| Ed Shack | Pittsburgh | March 31, 1971 | Pittsburgh |
| Richard Martin | Vancouver | October 30, 1971 | Vancouver |
| Craig Ramsay | Minnesota | December 5, 1971 | Buffalo |
| Richard Martin | California | January 2, 1971 | Buffalo |
| Richard Martin | Atlanta | October 22, 1972 | Buffalo |
| Gerry Meehan | Minnesota | December 2, 1972 | Minnesota |
| Rene Robert | Minnesota | December 2, 1972 | Minnesota |
| Gerry Meehan | Chicago | December 28, 1972 | Buffalo |
| Richard Martin | California | October 31, 1973 | Buffalo |
| Rick Dudley | NY Rangers | December 6, 1973 | Buffalo |
| Jim Lorentz | Detroit | December 31, 1973 | Detroit |
| Richard Martin | Pittsburgh | January 3, 1974 | Buffalo |
| Richard Martin | Minnesota | March 17, 1974 | Buffalo |
| Richard Martin | St. Louis | April 7, 1974 | Buffalo |
| Richard Martin | Boston | October 10, 1974 | Buffalo |
| Rene Robert | Montreal | November 13, 1974 | Montreal |
| Richard Martin | Washington | December 3, 1974 | Washington |
| Gil Perreault | Washington | December 5, 1974 | Buffalo |
| Don Luce | Washington | December 22, 1974 | Washington |
| Craig Ramsay | Washington | February 21, 1975 | Washington |
| Richard Martin | Toronto | March 16, 1975 | Toronto |
| Gil Perreault | Toronto | March 16, 1975 | Toronto |
| Danny Gare | Toronto | October 12, 1975 | Buffalo |
| Richard Martin | Washington | October 19, 1975 | Buffalo |
| Richard Martin | NY Rangers | October 22, 1975 | Buffalo |
| Richard Martin | Minnesota | December 18, 1975 | Buffalo |
| Richard Martin | Washington | December 21, 1975 | Buffalo |
| Richard Martin | Washington | December 21, 1975 | Buffalo |
| Fred Stanfield | Montreal | January 5, 1976 | Montreal |
| Richard Martin | Vancouver | January 8, 1976 | Buffalo |
| Gil Perreault | California | February 1, 1976 | California |
| Danny Gare | California | February 1, 1976 | Buffalo |
| Richard Martin | Chicago | March 4, 1976 | Buffalo |
| Gil Perreault | Minnesota | March 14, 1976 | Minnesota |
| Jim Lorentz | Minnesota | March 14, 1976 | Minnesota |
| Richard Martin | Toronto | March 27, 1976 | Toronto |
| Danny Gare | Toronto | April 4, 1976 | Buffalo |
| Richard Martin | Vancouver | November 24, 1976 | Buffalo |
| Richard Martin | NY Rangers | December 16, 1976 | Buffalo |
| Andre Savard | Cleveland | January 9, 1977 | Buffalo |
| Rene Robert | Minnesota | February 13, 1977 | Buffalo |
| Rene Robert | Toronto | February 14, 1977 | Buffalo |
| Jim Lorentz | Chicago | March 2, 1977 | Buffalo |
| Rene Robert | St. Louis | April 3, 1977 | Buffalo |
| Danny Gare | Colorado | October 20, 1977 | Buffalo |
| Craig Ramsay | Colorado | October 20, 1977 | Buffalo |
| Gil Perreault | St. Louis | November 6, 1977 | Buffalo |
| Gil Perreault | Washington | November 19, 1977 | Washington |
| Gil Perreault | Los Angeles | December 15, 1977 | Los Angeles |
| Gil Perreault | Cleveland | January 12, 1978 | Cleveland |
| Danny Gare | Cleveland | February 25, 1978 | Cleveland |
| Richard Martin | St. Louis | October 28, 1978 | St. Louis |
| Jerry Korab | Minnesota | November 19, 1978 | Buffalo |
| Andre Savard | Minnesota | November 19, 1978 | Buffalo |
| Richard Martin | Boston | March 28, 1979 | Boston |
| Danny Gare | Boston | April 5, 1979 | Boston |
| Jacques Richard | Colorado | April 8, 1979 | Buffalo |
| Danny Gare | Winnipeg | December 31, 1979 | Buffalo |
| Danny Gare | Pittsburgh | February 7, 1980 | Buffalo |
| Richard Martin | St. Louis | March 9, 1980 | Buffalo |
| Danny Gare | Winnipeg | October 22, 1980 | Buffalo |
| Rick Dudley | Pittsburgh | December 7, 1980 | Buffalo |
| Gil Perreault | Quebec | January 21, 1981 | Quebec |
| Andre Savard | Detroit | February 6, 1981 | Buffalo |
| Ric Seiling | Washington | February 12, 1981 | Buffalo |
| Danny Gare | Philadelphia | March 8, 1981 | Buffalo |
| Jim Schoenfeld | Winnipeg | March 13, 1981 | Winnipeg |
| Gil Perreault | Toronto | March 19, 1981 | Buffalo |

| | | | |
|------------------|--------------|-------------------|------------|
| Andre Savard | Toronto | March 19, 1981 | Buffalo |
| Tony McKegney | Toronto | October 23, 1981 | Buffalo |
| John Van Boxmeer | NY Islanders | November 7, 1981 | New York |
| Lindy Ruff | NY Islanders | November 29, 1981 | Buffalo |
| Tony McKegney | Colorado | December 9, 1981 | Buffalo |
| Gil Perreault | Detroit | December 12, 1981 | Buffalo |
| Yvon Lambert | Toronto | January 15, 1982 | Buffalo |
| Mike Foligno | Colorado | February 21, 1982 | Buffalo |
| Gil Perreault | Edmonton | February 24, 1982 | Buffalo |
| Gil Perreault | Washington | October 16, 1982 | Washington |
| Phil Housley | Winnipeg | January 23, 1983 | Buffalo |
| Paul Cyr | Boston | March 3, 1983 | Boston |
| Hannu Virta | Montreal | March 19, 1983 | Montreal |
| Gilles Hamel | Winnipeg | October 23, 1983 | Buffalo |
| Mike Foligno | Calgary | November 13, 1983 | Buffalo |
| Gil Perreault | Calgary | November 13, 1983 | Buffalo |
| Real Cloutier | Quebec | December 29, 1983 | Buffalo |
| Real Cloutier | Winnipeg | January 4, 1984 | Buffalo |
| John Tucker | Toronto | April 1, 1984 | Buffalo |
| Mike Foligno | Quebec | October 19, 1984 | Buffalo |
| Sean McKenna | Boston | December 5, 1984 | Buffalo |
| Gil Perreault | Calgary | February 9, 1985 | Calgary |
| Gil Perreault | Quebec | November 22, 1985 | Buffalo |
| Lindy Ruff | Quebec | December 15, 1985 | Buffalo |
| Mike Foligno | NY Islanders | December 29, 1985 | Buffalo |
| Dave Andreychuk | Boston | February 6, 1986 | Boston |

HAT TRICKS AGAINST BUFFALO

| PLAYER | OPPONENT | DATE | PLACE |
|--------------------------------------|--------------------|-------------------|-------------|
| Dave Balon | NY Rangers | December 22, 1970 | Buffalo |
| Rossaire-Paiement | Vancouver | February 9, 1971 | Vancouver |
| Garry Unger | St. Louis | March 13, 1971 | St. Louis |
| Bill Goldsworthy | Minnesota | October 23, 1971 | Minnesota |
| Darryl Sittler | Toronto | February 19, 1972 | Toronto |
| Jim Johnston | California | March 8, 1972 | California |
| Bob Schmautz | Vancouver | November 19, 1982 | Vancouver |
| Pete Stenkowski | NY Rangers | January 11, 1973 | Buffalo |
| Phil Esposito | Boston | January 14, 1973 | Boston |
| Bill Flett | Philadelphia | January 21, 1973 | Buffalo |
| Bill McCreary | Atlanta | January 28, 1973 | Buffalo |
| Ray Comeau | Atlanta | January 28, 1973 | Buffalo |
| Yvan Cournoyer | Montreal | December 22, 1973 | Montreal |
| Billy Harris | NY Islanders | March 3, 1984 | Buffalo |
| Bob Nevin | Los Angeles | October 13, 1974 | Buffalo |
| Don Kozak | Los Angeles | October 24, 1974 | Los Angeles |
| Cuy Lapointe | Montreal | November 13, 1974 | Montreal |
| Larry Romanchych | Atlanta | December 14, 1975 | Buffalo |
| Butch Goring | Los Angeles | January 1, 1976 | Buffalo |
| Rick Kehoe | Pittsburgh | March 10, 1976 | Pittsburgh |
| Bernie Federko | St. Louis | February 5, 1977 | St. Louis |
| Marcel Dionne | Los Angeles | February 27, 1977 | Buffalo |
| No hat tricks vs. Buffalo in 1977-78 | | | |
| Guy Lafleur | Montreal | December 2, 1978 | Montreal |
| Wayne Cashman | Boston | December 31, 1978 | Buffalo |
| Lanny McDonald | Toronto | April 1, 1979 | Buffalo |
| Blaine Stoughton | Hartford | November 21, 1979 | Hartford |
| Mark Napier | Montreal (4 goals) | December 3, 1980 | Buffalo |
| Dan Labraaten | Calgary | February 14, 1981 | Calgary |
| Dwight Foster | Boston | March 1, 1981 | Boston |
| Stan Smyl | Vancouver | January 27, 1982 | Vancouver |
| Wayne Gretzky | Edmonton | February 24, 1982 | Buffalo |
| Peter Stastny | Quebec | October 6, 1982 | Buffalo |
| Peter Stastny | Quebec | October 9, 1982 | Quebec |
| John Paul Kelly | Los Angeles | February 10, 1983 | Los Angeles |
| Tim Young | Minnesota | March 8, 1983 | Minnesota |
| Darcy Rota | Vancouver | March 12, 1983 | Vancouver |
| Anton Stastny | Quebec | October 8, 1983 | Quebec |
| Wayne Babych | St. Louis | December 6, 1983 | St. Louis |
| No hat tricks vs. Buffalo in 1984-85 | | | |
| Paul Lawless | Hartford | December 13, 1985 | Buffalo |
| Steve Kasper | Boston | December 31, 1985 | Buffalo |
| Steve Larmen | Chicago | March 12, 1986 | Chicago |

BUFFALO SABRES SHUTOUTS

| GOALTENDER | OPPONENT | SCORE | DATE | PLACE |
|---------------|--------------|-------|---------------|------------|
| Roger Crozier | Minnesota | 1-0 | Dec. 6, 1970 | Buffalo |
| Joe Daley | California | 3-0 | Feb. 12, 1971 | Buffalo |
| Dave Dryden | Minnesota | 5-0 | Mar. 14, 1971 | Minnesota |
| Roger Crozier | Los Angeles | 2-0 | Dec. 2, 1971 | Buffalo |
| Roger Crozier | Vancouver | 1-0 | Jan. 20, 1972 | Buffalo |
| Dave Dryden | California | 4-0 | Feb. 8, 1973 | Buffalo |
| Roger Crozier | California | 0-0 | Nov. 9, 1972 | Buffalo |
| Roger Crozier | Pittsburgh | 1-0 | Nov. 12, 1972 | Buffalo |
| Dave Dryden | Toronto | 4-0 | Dec. 17, 1972 | Buffalo |
| Dave Dryden | Philadelphia | 2-0 | Jan. 8, 1973 | Buffalo |
| Dave Dryden | California | 4-0 | Feb. 8, 1973 | Buffalo |
| Dave Dryden | St. Louis | 1-0 | Jan. 13, 1974 | Buffalo |
| Gary Bromley | St. Louis | 2-0 | Oct. 26, 1974 | St. Louis |
| Roger Crozier | Atlanta | 4-0 | Nov. 17, 1974 | Buffalo |
| Gary Bromley | Minnesota | 5-0 | Dec. 8, 1974 | Buffalo |
| Gary Bromley | Washington | 4-0 | Dec. 22, 1974 | Wash. |
| Roger Crozier | California | 4-0 | Jan. 15, 1975 | California |
| Gary Bromley | Kansas City | 5-0 | Jan. 19, 1975 | Buffalo |

104

ALL-TIME SHUTOUTS AGAINST BUFFALO

| GOALTENDER | OPPONENT | SCORE | DATE | PLACE |
|----------------|--------------|-------|---------------|-----------|
| Ed Giacomin | NY Rangers | 3-0 | Oct. 14, 1970 | New York |
| Phil Myre | Montreal | 3-0 | Oct. 15, 1970 | Buffalo |
| Tony Esposito | Chicago | 4-0 | Nov. 21, 1970 | Buffalo |
| Cesar Gamba | Minnesota | 3-0 | Oct. 21, 1970 | Minnesota |
| Bruce Gamble | Toronto | 4-0 | Dec. 23, 1970 | Buffalo |
| Roger Crozier | NY Rangers | 4-0 | Dec. 16, 1970 | New York |
| Ed Giacomin | St. Louis | 9-0 | Mar. 13, 1971 | St. Louis |
| Glenn Hall | Philadelphia | 5-0 | Dec. 16, 1971 | Phil. |
| Doug Favell | Pittsburgh | 2-0 | Feb. 17, 1972 | Buffalo |
| Jim Rutherford | Montreal | 4-0 | Feb. 20, 1971 | Buffalo |
| Ken Dryden | California | 0-0 | Nov. 9, 1972 | Buffalo |
| Regie Vachon | Los Angeles | 2-0 | Dec. 23, 1973 | L.A. |
| Ed Johnston | Boston | 6-0 | Jan. 14, 1973 | Boston |
| Jacques Caron | St. Louis | 2-0 | Mar. 13, 1973 | St. Louis |

| GOALTENDER | OPPONENT | SCORE | DATE | PLACE |
|-----------------|--------------|-------|---------------|------------|
| Bob Saue | Washington | 2-0 | Dec. 2, 1979 | Buffalo |
| Don Edwards | Detroit | 4-0 | Dec. 10, 1979 | Buffalo |
| Bob Saue | Vancouver | 3-0 | Feb. 3, 1980 | Buffalo |
| Bob Saue | Edmonton | 2-0 | Oct. 15, 1980 | Buffalo |
| Don Edwards | NY Rangers | 4-0 | Jan. 19, 1981 | Buffalo |
| Don Edwards | Winnipeg | 4-0 | Feb. 1, 1981 | Buffalo |
| Don Edwards | Philadelphia | 4-0 | Feb. 5, 1981 | Phil. |
| Bob Saue | Calgary | 4-0 | Mar. 4, 1981 | Buffalo |
| None in 1981-82 | | | | |
| Bob Saue | Quebec | 0-0 | Feb. 5, 1983 | Quebec |
| Tom Barrasso | Los Angeles | 4-0 | Jan. 18, 1984 | L.A. |
| Tom Barrasso | New Jersey | 6-0 | Mar. 24, 1984 | New Jersey |
| Tom Barrasso | Toronto | 6-0 | Dec. 26, 1984 | Buffalo |
| Tom Barrasso | Winnipeg | 4-0 | Dec. 28, 1985 | Boston |
| Tom Barrasso | Boston | 3-0 | Jan. 10, 1985 | Boston |
| Tom Barrasso | Hartford | 2-0 | Jan. 19, 1985 | Hartford |
| Tom Barrasso | Washington | 4-0 | Mar. 2, 1985 | Wash. |

| GOALTENDER | OPPONENT | SCORE | DATE | PLACE |
|--------------------------------|--------------|-------|---------------|----------|
| Glenn Resch | NY Islanders | 2-0 | Mar. 31, 1979 | New York |
| Jim Rutherford | Detroit | 4-0 | Oct. 25, 1979 | Detroit |
| Tony Esposito | Chicago | 0-0 | Oct. 31, 1979 | Chicago |
| No shutouts against in 1980-81 | | | | |
| Rick Wamsley | Montreal | 9-0 | Oct. 10, 1981 | Montreal |
| Murray Bannerman | Chicago | 4-0 | Oct. 20, 1982 | Chicago |
| Pete Peeters | Boston | 4-0 | Jan. 20, 1983 | Boston |
| Dan Bouchard | Quebec | 0-0 | Feb. 5, 1983 | Quebec |
| Brian Hayward | Winnipeg | 6-0 | Mar. 9, 1983 | Winnipeg |
| Billy Smith | NY Islanders | 4-0 | Nov. 5, 1983 | New York |
| Andy Moog | Edmonton | 7-0 | Nov. 18, 1983 | Edmonton |
| No shutouts against in 1984-85 | | | | |

Rochester Americans Directory

War Memorial Stadium, Room 228
Rochester, New York 14614

General Manager George Bergantz
Head Coach John Van Boxmeer
Assistant Director of Public Relations Mike Tedesco
Director of Marketing/Sales Randy Scott
Executive Assistant Sharyl Barz
Executive Assistant Seymour Knox, IV
Administrative Assistant Donna Arengi
Administrative Assistant Seymour Knox, IV
Sales Representative Bob Russell
Sales Representative Joe Baumann
Head Trainer Kent Weisbeck
Assistant Trainer Jeff Croop
Executive Offices War Memorial


100 Exchange Street
Rochester, NY 14614

Telephone/Executive Offices (716) 454-5335
Home Ice War Memorial
Dimensions of Rink 197' x 85'
Seating Capacity 6,973
Location of Press Box Above Sections 2-9
Telephone/Press Box (716) 546-1302
Club Colors Red, White, Blue
Uniforms Home: Base - White
Trim - Blue, Red
Road: Base - Blue, Red

Telephone/Hotline (716) 454-1033
Tickets/Prices \$7.00 & \$8.00
Game Time 7:35 p.m.
Radio Station WHAM 1180 am
Television Station WHEC TV-10
Telephone/AHL Hotline (413) 732-1157



105



John Van Boxmeer

Head Coach
Rochester Americans

A veteran of 12 professional seasons, former Sabres defenseman John Van Boxmeer enters his second full term at the helm of the Sabres top farm club, the American Hockey League's Rochester Americans.

Van Boxmeer, 33, got his coaching start in the organization during the 1984-85 season when he was named assistant coach in Rochester for Jim Schoenfeld. When Schoenfeld returned to the active ranks with the Sabres in December of that year, Van Boxmeer was

named interim coach. Under his tutelage for the remaining 55 games of the regular season, the Amerks finished third in the AHL's rugged Southern Division and were eliminated in the first round of playoff competition.

The 1985-86 season marked Van Boxmeer's first full term of office and he guided an explosive Amerks' squad to a typical fast start, jumping out in front of the rest of the league with a 20-6-3 mark. From that point on, injuries decimated both Van Boxmeer's charges and the Sabres, necessitating recalls of healthy Amerks, compounding the problems of the Amerks' skipper.

Faced with the prospect of playing with four rookies on the blue-line for the remainder of the year and a pair of goalies with exactly one-half year of professional experience behind them, Van Boxmeer's troops staggered through the remainder of the season and finished with a 34-39-7 mark, leaving them in sixth place and out of playoff contention for the first time in five years. Overall, the Amerks lost an unbelievable 324 man games with injuries. Van Boxmeer never gave up on the season, however, spending countless hours pouring over the list of available European talent, trying to find aid for his team. It nearly worked, as the Amerks staged a final week comeback and missed fourth place by a scant four points.

John's playing career began in hockey's mecca, Montreal, as the Canadiens made him their first pick in the 1972 NHL draft. He spent four years in the organization before being traded to Colorado in 1976. When former Canadiens' coach Scott Bowman came to Buffalo in 1979, his first major deal was the acquisition of Van Boxmeer for Rene Robert in October of 1979.

Van Boxmeer enjoyed four productive seasons with the Sabres, registering a career high of 69 points in 1980-81, and was selected to play in the 1982 NHL All-Star Game, though he was unable to play because of a hand injury.

In 1983, Van Boxmeer was dealt to the rival Quebec Nordiques where he spent part of the 1983-84 season, the other half being with the Nordiques AHL affiliate in Fredericton. He rejoined the Sabres organization prior to the 1984-85 season.

Van Boxmeer and his wife, Judy, have one daughter, Ashley Marie.

ROCHESTER AMERICANS FINAL SCORING FOR 1985-86 SEASON

| NO. | PLAYER | GP | G | A | PTS | PIM | PPG | SHG | GWG | GFG | UAG | SHT | % | +/- |
|-----|------------------|----|----|----|-----|-----|-----|-----|-----|-----|-----|-----|-----|-----|
| 22 | Paul Gardner | 71 | 61 | 51 | 112 | 16 | 25 | 0 | 6 | 4 | 6 | 225 | 27% | -2 |
| 9 | Jody Gage | 73 | 42 | 57 | 99 | 54 | 17 | 0 | 5 | 1 | 2 | 297 | 14% | -16 |
| 19 | Doug Trapp | 75 | 21 | 42 | 63 | 86 | 6 | 0 | 3 | 2 | 1 | 140 | 15% | -17 |
| 21 | Claude Verret | 52 | 19 | 32 | 51 | 14 | 8 | 0 | 4 | 1 | 2 | 124 | 15% | -1 |
| 10 | Warren Harper | 80 | 18 | 30 | 48 | 83 | 3 | 0 | 0 | 5 | 0 | 123 | 15% | -11 |
| 14 | Jim Jackson | 65 | 16 | 32 | 47 | 10 | 1 | 0 | 3 | 2 | 1 | 181 | 8% | -5 |
| 29 | Adam Creighton | 32 | 17 | 21 | 38 | 27 | 6 | 0 | 2 | 4 | 3 | 69 | 25% | +2 |
| 23 | Richard Hajdu | 54 | 10 | 27 | 37 | 95 | 0 | 0 | 2 | 3 | 0 | 67 | 15% | -3 |
| 17 | Mai Davis | 38 | 21 | 15 | 36 | 23 | 4 | 0 | 4 | 2 | 2 | 117 | 18% | +5 |
| 20 | Jayson Meyer | 76 | 7 | 28 | 35 | 74 | 4 | 0 | 1 | 0 | 0 | 121 | 6% | +5 |
| 16 | Jeff Hamilton | 74 | 19 | 10 | 29 | 48 | 3 | 2 | 2 | 1 | 1 | 91 | 21% | -10 |
| 27 | Joe Reekie | 77 | 3 | 25 | 28 | 178 | 2 | 0 | 0 | 0 | 2 | 125 | 2% | +1 |
| 2 | Richie Dunn | 34 | 7 | 17 | 24 | 12 | 4 | 0 | 0 | 2 | 1 | 112 | 6% | +12 |
| 26 | Norm Lacombe | 32 | 10 | 13 | 23 | 56 | 3 | 0 | 1 | 0 | 0 | 66 | 15% | -0 |
| 8 | Don Lever | 29 | 6 | 11 | 17 | 16 | 0 | 0 | 0 | 1 | 0 | 50 | 12% | +4 |
| 7 | Taras Zytynsky | 65 | 2 | 15 | 17 | 78 | 1 | 0 | 0 | 0 | 0 | 55 | 4% | -14 |
| 5 | Heikki Leime | 53 | 0 | 17 | 17 | 51 | 0 | 0 | 0 | 0 | 0 | 45 | 0% | -23 |
| 28 | Mark Ferner | 63 | 3 | 13 | 16 | 87 | 0 | 0 | 0 | 1 | 0 | 62 | 5% | -9 |
| 25 | Mikael Anderson | 20 | 10 | 4 | 14 | 6 | 2 | 1 | 0 | 1 | 3 | 44 | 23% | -4 |
| 8 | Ross Yates | 20 | 4 | 8 | 12 | 4 | 0 | 0 | 0 | 0 | 0 | 26 | 15% | -10 |
| 12 | Brian McKinnon | 52 | 4 | 7 | 11 | 14 | 0 | 0 | 0 | 1 | 0 | 44 | 10% | -15 |
| 32 | Jay Fraser | 20 | 4 | 5 | 9 | 61 | 1 | 0 | 0 | 2 | 0 | 23 | 17% | -3 |
| 3 | Jim Hofford | 40 | 2 | 7 | 9 | 148 | 1 | 0 | 0 | 0 | 0 | 37 | 5% | +1 |
| 24 | Tim Hoover | 49 | 2 | 5 | 7 | 34 | 0 | 0 | 0 | 1 | 1 | 31 | 6% | -1 |
| 18 | Pat Hughes | 10 | 3 | 3 | 6 | 7 | 0 | 0 | 0 | 2 | 0 | 25 | 12% | -4 |
| 11 | Gates Orlando | 3 | 4 | 0 | 4 | 10 | 1 | 0 | 0 | 2 | 1 | 10 | 40% | -3 |
| 15 | Mike Anderson | 25 | 3 | 1 | 4 | 2 | 1 | 0 | 0 | 0 | 0 | 38 | 8% | -14 |
| 26 | Jim Aldred | 10 | 1 | 3 | 4 | 4 | 0 | 0 | 0 | 0 | 0 | 15 | 7% | -0 |
| 35 | Andy Ristau | 40 | 1 | 2 | 3 | 170 | 0 | 0 | 0 | 0 | 0 | 10 | 10% | -10 |
| 11 | Michael Lay | 10 | 1 | 1 | 2 | 6 | 0 | 0 | 0 | 0 | 0 | 16 | 6% | -6 |
| 30 | Mike Craig | 47 | 0 | 2 | 2 | 4 | | | | | | | | |
| 4 | Tom Cronin | 14 | 0 | 2 | 2 | 9 | | | | | | | | |
| 25 | Ken Priestlay | 4 | 0 | 2 | 2 | 0 | | | | | | | | |
| 29 | Kevin Beaton | 7 | 0 | 1 | 1 | 0 | | | | | | | | |
| 31 | Daren Puppa | 20 | 0 | 1 | 1 | 0 | | | | | | | | |
| 4 | Randy Irvin | 6 | 0 | 0 | 0 | 4 | | | | | | | | |
| 1 | Jacques Cloutier | 14 | 0 | 0 | 0 | 4 | | | | | | | | |
| 33 | Bob McNamara | 8 | 0 | 0 | 0 | 0 | | | | | | | | |
| | Bench | 80 | 0 | 0 | 0 | 16 | | | | | | | | |

AMERK TOTALS 80 320 510 830 1517 94 3 34 39 26 2420 13 -161

| AMERK GOALTENDING | GP | MINS | GA | E | SO | SVS | SVS% | AVE. | WL-T |
|--------------------|----|---------|-----|---|----|------|------|------|---------|
| 30 Mike Craig | 47 | 2572:48 | 183 | 4 | 0 | 1364 | 89% | 4.27 | 16-21-5 |
| 31 Daren Puppa | 20 | 1091:48 | 79 | 1 | 0 | 542 | 87% | 4.34 | 8-11-0 |
| 33 Bob McNamara | 8 | 334:20 | 31 | 1 | 0 | 139 | 82% | 5.56 | 0-5-0 |
| 1 Jacques Cloutier | 14 | 834:58 | 38 | 0 | 1 | 434 | 92% | 2.73 | 10-2-2 |
| AMERK TOTALS | 80 | 4833:54 | 331 | 6 | 1 | 2479 | 88% | 4.11 | 34-39-7 |

INDIVIDUAL GAME RECORDS

| | | |
|------------------------------|-----------------------|--|
| Most Goals: | Dave Hynes | 5 (Jan. 17, 1975) |
| | Mal Davis (3) | 4 (2/14/82, 1/2/83, 10/5/83) |
| | Dick Gamble (2) | 4 |
| | Geordie Robertson (2) | 4 (Mar. 7, 1982, Apr. 3, 1983) |
| | Jody Gage (2) | 4 (Oct. 18, 1985, Oct. 26, 1985) |
| | Bill Bennett | 4 (Nov. 3, 1978) |
| | Dave Hrechkosy | 4 |
| | Bronco Horvath | 4 |
| | Gates Orlando | 4 (Mar. 23, 1984) |
| | Rudy Migay | 6 (Feb. 6, 1959) |
| Most Assists: | Ed Litzenberger | 6 (Jan. 24, 1965) |
| | Geordie Robertson | 6 (Dec. 26, 1983) |
| Most Points: | Ed Joyal | 7 (Feb. 24, 1967) |
| | Geordie Robertson | 7 (Dec. 26, 1983) |
| Most Penalty Minutes: | Wally Weir | 54 (Jan. 16, 1981) |
| | | (4 misconducts, 2 majors, 2 minors) |

ROCHESTER AMERICANS SINGLE SEASON INDIVIDUAL RECORDS 1956-1984

| | |
|---|--|
| Most Goals: Paul Gardner, 61 (1985-86) | Most Goals by Right Wing: Mal Davis, 55 (1983-84) |
| Most Assists: Geordie Robertson, 73 (1982-83) | Most Assists by Right Wing: Ed Litzenberger, 61 (1964-65) |
| Most Points: Geordie Robertson, 119 (1982-83) | Most Points by Right Wing: Mal Davis, 103 (1983-84) |
| Most Penalty-Minutes: Mark Toffolo, 282 (1979-80) | Most Goals by Left Wing: Murray Kuntz, 51 (1973-74) |
| Most Goals by Center: Paul Gardner, 61 (1985-86) | Most Assists by Left Wing: Stan Smrke, 59 (1964-65) |
| Most Assists by Center: Geordie Robertson, 73 (1982-83) | Most Points by Left Wing: Dick Gamble, 98 (1965-66) |
| Most Points by Center: Geordie Robertson, 119 (1982-83) | Most Goals by Defenseman: Rick Pagnutti, 18 (1972-73) |
| Most Assists by Defenseman: Bob Hess, 58 (1980-81) | |
| Most Points by Defenseman: Bob Hess, 75 (1980-81) | |
| Most Assists by Goaltender: Bob Sneddon, 4 (1973-74) | |
| Most Penalty Minutes by Center: Bob Mongrain, 154 (1983-84) | |
| Most Penalty Minutes by Right Wing: Mark Wichrowski, 272 (1980-81) | |
| Most Penalty Minutes by Left Wing: Chris Langevin, 255 (1982-83) | |
| Most Penalty Minutes by Defenseman: Mark Toffolo, 282 (1979-80) | |
| Most Penalty Minutes by Goaltender: Jim Pettie, 55 (1976-77) | |
| Most Goals by Rookie: Billy Hicke, 41 (1958-59) | |
| Most Assists by Rookie: Billy Hicke, 56 (1958-59) | |
| Most Points by Rookie: Billy Hicke, 97 (1958-59) | |
| Most Penalty Minutes by Rookie: Mark Toffolo, 282 (1979-80) | |
| Most Power-Play Goals: Paul Gardner, 25 (1985-86) | |
| Most Shorthanded Goals: Gary McAdam, 11 (1982-83) | |
| Most Game-Winning Goals: Mal Davis, 7 (1983-84, 1982-83) Ron Garwasiuk, 7 (1977-78) | |
| Most Unassisted Goals: Paul O'Neil, 9 (1975-76) | |
| LONGEST CONSECUTIVE GAMES WITH A POINT: Paul Gardner, 23 Games (1985-86) (16 g, 23 a) | |
| Most Games Played by Goaltender: Gerry Cheevers, 72 (1964-65) | |
| Most Minutes Played by Goaltender: Gerry Cheevers, 4359 (1964-65) | |
| Most Wins by Goaltender: Gerry Cheevers, 48 (1964-65) | |
| Most Shutouts by Goaltender: Bob Perreault, 6 (1967-68) | |
| Lowest Goals-Against Average: Gerry Cheevers, 2.68 (1964-65) | |

ROCHESTER AMERICANS SINGLE SEASON TEAM RECORDS

| | | |
|-------------------------------------|-----------------------------------|-------|
| Most Points: | 1982-83 (46-25-9) | 101 |
| Most Wins: | 1964-65 | 48 |
| Most Losses: | 1978-79, 1979-80 | 42 |
| Most Ties: | 1969-70 | 16 |
| Most Home Points: | 1964-65 (29-4-3) | 61 |
| | 1977-78 (28-7-5) | |
| Most Home Wins: | 1965-66 | 29 |
| Most Home Losses: | 1978-79 | 18 |
| Most Home Ties: | 1969-70 | 9 |
| Most Road Points: | 1983-84 (21-18-1) | 43 |
| | 1964-65 (20-13-3) | |
| | 1982-83 (19-16-5) | |
| Most Road Wins: | 1983-84 | 21 |
| Most Road Losses: | 1962-63 | 30 |
| Most Road Ties: | 1973-74, 1978-79 | 8 |
| Fewest Points: | 1969-70 (18-38-16) | 52 |
| Fewest Wins: | 1969-70 | 18 |
| Fewest Losses: | 1964-65, 1965-66 | 21 |
| Fewest Ties: | 1963-64, 1983-84 | 2 |
| Fewest Home Points: | 1969-70 (14-13-9) | 37 |
| Fewest Home Wins: | 1969-70 | 14 |
| Fewest Home Losses: | 1965-66 | 4 |
| Fewest Home Ties: | 1959-60, 1964-65 | 0 |
| Fewest Road Points: | 1962-63 (4-30-2) | 10 |
| Fewest Road Wins: | 1962-63, 1969-70 | 4 |
| Fewest Road Losses: | 1964-65, 1973-74 | 13 |
| Fewest Road Ties: | 1956-57, 1963-64, 1983-84 | 1 |
| Most Scoring Points: | 1982-83 | 1043* |
| Most Goals Scored: | 1982-83 | 389* |
| Most Assists: | 1982-83 | 654* |
| Most Power-Play Goals: | 1982-83 | 99 |
| Most Shorthanded Goals: | 1982-83 | 19 |
| Most Home Goals: | 1982-83 | 220* |
| Fewest Goals Scored: | 1957-58 | 205 |
| Most Penalty Minutes: | 1980-81 | 2355 |
| Most Goals Scored Against: | 1978-79 | 349 |
| Fewest Goals Scored Against: | 1956-57, 1964-65 | 199 |
| Most Forty-Goal Scorers: | 1982-83, 1974-75 | 3 |
| Most Thirty-Goal Scorers: | 1982-83, 1981-82, 1965-65 | 5 |
| Most Twenty-Goal Scorers: | 1982-83, 1977-78, 1973-74 | 8 |
| Longest Winning Streak: | Oct. 11 - Nov. 2, 1984 | 11 |
| Longest Home Win Streak: | Jan. 17 - Mar. 26, 1965 | 15 |
| Longest Unbeaten Streak: | 1965-66 (13-0-1) | 14 |
| Longest Losing Streak: | Feb. 6 - 21, 1981 | 10 |
| Longest Winless Streak: | March - April, 1970 (0-10-4) | 14 |
| TEAM GAME RECORDS | | |
| Most Goals: | vs. Cleveland, Nov. 24, 1966 | 14 |
| Most Goals on Road: | vs. Springfield, April 1, 1972 | 10 |
| | vs. Fredericton, Nov. 24, 1981 | |
| | vs. Maine, Dec. 29, 1982 | |
| Most Assists: | vs. St. Catharines, April 7, 1985 | 25 |
| Most Points: | vs. St. Catharines, April 7, 1985 | 38 |
| Most Total Goals: | Roch. 14, Cleve. 6, Nov. 24, 1966 | 20 |
| Greatest Winning Margin: | Jan. 17, 1975 vs. New Haven | 13-1 |

| | | |
|--------------------------------|------------------------------------|------|
| Greatest Losing Margin: | Feb. 13, 1972 vs. Providence | 15-3 |
| | Feb. 15, 1980 vs. Nova Scotia | 13-1 |
| | Nov. 23, 1984 vs. Baltimore | 12-0 |
| | (Home): Mar. 9, 1980 vs. New Haven | 12-4 |
| | Nov. 11, 1962 vs. Springfield | 8-8 |

| | | |
|---------------------------|-------------------------------|-----------------------------|
| Highest Tie Score: | Nov. 7, 1964 vs. Buffalo | Aubry (R) vs. Brown (B) |
| Scoreless Games: | Cheevers (R) vs. Chadwick (B) | Feb. 11, 1972 vs. Richmond |
| | March 31, 1967 vs. Pittsburgh | Dyck (R) vs. Taylor (Rich) |
| | Perreault (R) vs. Bassen (P) | Jan. 27, 1974 vs. Virginia |
| | Feb. 26, 1971 vs. Baltimore | Zimmerman (R) vs. Grant (V) |

*American Hockey League Records

ROCHESTER AMERICANS CAREER LEADERS 1956-86

GAMES PLAYED

| | |
|------------------------|-----|
| Dick Gamble..... | 571 |
| Norm Armstrong..... | 566 |
| Darryl Sly..... | 517 |
| Stan Smrke..... | 513 |
| Bronco Horvath..... | 473 |
| Gerry Ehman..... | 465 |
| Les Duff..... | 399 |
| Don Cherry..... | 390 |
| Rod Graham..... | 343 |
| Ron Garwasiuk..... | 340 |
| Geordie Robertson..... | 340 |
| Barry Smith..... | 324 |
| Bob Mongrain..... | 322 |
| Barry Merrell..... | 320 |
| Al Arbour..... | 320 |

GOALS

| | |
|------------------------|-----|
| Dick Gamble..... | 300 |
| Gerry Ehman..... | 237 |
| Bronco Horvath..... | 199 |
| Stan Smrke..... | 197 |
| Norm Armstrong..... | 164 |
| Mal Davis..... | 155 |
| Bob Mongrain..... | 153 |
| Geordie Robertson..... | 153 |
| Jim Pappin..... | 134 |
| Barry Merrell..... | 134 |
| Ron Garwasiuk..... | 130 |
| Gordie Clark..... | 123 |
| Claude Verret..... | 98 |
| Steve Langdon..... | 97 |
| Doug Gibson..... | 96 |

ASSISTS

| | |
|------------------------|-----|
| Bronco Horvath..... | 343 |
| Gerry Ehman..... | 283 |
| Dick Gamble..... | 265 |
| Stan Smrke..... | 239 |
| Norm Armstrong..... | 228 |
| Geordie Robertson..... | 219 |
| Barry Merrell..... | 187 |
| Bob Mongrain..... | 186 |

| | |
|--------------------------|-----|
| Gordie Clark..... | 179 |
| Ron Garwasiuk..... | 178 |
| Steve Kraftcheck..... | 156 |
| Rick Pagnutti..... | 149 |
| Doug Gibson..... | 148 |
| Claude Verret..... | 136 |
| Mal Davis..... | 132 |
| Darryl Sly..... | 132 |
| Jean Francois Sauve..... | 131 |

POINTS

| | |
|------------------------|-----|
| Dick Gamble..... | 565 |
| Bronco Horvath..... | 542 |
| Gerry Ehman..... | 520 |
| Stan Smrke..... | 436 |
| Norm Armstrong..... | 392 |
| Geordie Robertson..... | 372 |
| Bob Mongrain..... | 339 |
| Barry Merrell..... | 321 |
| Ron Garwasiuk..... | 308 |
| Gordie Clark..... | 302 |
| Mal Davis..... | 287 |
| Jim Pappin..... | 264 |
| Mal Davis..... | 251 |
| Doug Gibson..... | 244 |
| Claude Verret..... | 234 |
| Wally Boyer..... | 211 |
| Rick Adduono..... | 206 |

PENALTY MINUTES

| | |
|------------------------|------|
| Norm Armstrong..... | 9830 |
| Chris Langevin..... | 750 |
| Ron Garwasiuk..... | 655 |
| Ray Maluta..... | 608 |
| Lou Crawford..... | 589 |
| Val James..... | 496 |
| Mike Breen..... | 485 |
| Mike Milbury..... | 449 |
| Randy Cunneyworth..... | 432 |
| Bob Mongrain..... | 430 |
| Jim Walsh..... | 420 |
| Mark Wichrowski..... | 401 |
| Jim Pappin..... | 397 |
| Don Cherry..... | 386 |
| Rod Graham..... | 384 |
| Al Arbour..... | 381 |

ROCHESTER AMERICANS 1986-87 SCHEDULE

| | | | HOME | | | | AWAY |
|------|------|----|-------------|-------|------|----|-------------|
| Sun. | Oct. | 12 | Binghamton | Fri. | Oct. | 10 | Baltimore |
| Fri. | Oct. | 17 | Sherbrooke | Tues. | Oct. | 14 | Newmarket |
| Sun. | Oct. | 19 | Hershey | Sat. | Oct. | 18 | Binghamton |
| Sun. | Oct. | 26 | Nova Scotia | Sat. | Oct. | 25 | Baltimore |
| Sun. | Nov. | 2 | Newmarket | Tues. | Oct. | 28 | Newmarket |
| Wed. | Nov. | 5 | Baltimore | Fri. | Oct. | 31 | Baltimore |
| Fri. | Nov. | 21 | Baltimore | Sat. | Nov. | 1 | Binghamton |
| Sun. | Nov. | 23 | New Haven | Tues. | Nov. | 4 | Newmarket |
| Fri. | Nov. | 28 | Baltimore | Sat. | Nov. | 8 | Moncton |
| Sun. | Nov. | 30 | Fredericton | Sun. | Nov. | 9 | Nova Scotia |
| Fri. | Dec. | 5 | Binghamton | Thur. | Nov. | 13 | Fredricton |
| Wed. | Dec. | 10 | Newmarket | Sat. | Nov. | 15 | Maine |
| Fri. | Dec. | 12 | Fredericton | Sat. | Nov. | 22 | Hershey |
| Sun. | Dec. | 14 | Springfield | Wed. | Nov. | 26 | Baltimore |
| Fri. | Dec. | 19 | Newmarket | Thur. | Nov. | 27 | Binghamton |
| Sun. | Dec. | 21 | Hershey | Sun. | Dec. | 7 | New Haven |
| Fri. | Dec. | 26 | Newmarket | Sat. | Dec. | 13 | Binghamton |
| Wed. | Dec. | 31 | Moncton | Tues. | Dec. | 16 | Newmarket |
| Fri. | Jan. | 2 | Adirondack | Sat. | Dec. | 20 | Adirondack |
| Sun. | Jan. | 4 | Hershey | Sat. | Dec. | 27 | Springfield |
| Fri. | Jan. | 16 | Maine | Sun. | Dec. | 28 | Maine |
| Sun. | Jan. | 18 | Binghamton | Wed. | Jan. | 7 | Sherbrooke |
| Wed. | Jan. | 21 | Sherbrooke | Sat. | Jan. | 10 | Newmarket |
| Sun. | Jan. | 25 | New Haven* | Tues. | Jan. | 13 | Sherbrooke |
| Wed. | Jan. | 28 | Springfield | Wed. | Jan. | 14 | Adirondack |
| Fri. | Jan. | 30 | Hershey | Sat. | Jan. | 17 | Hershey |
| Sun. | Feb. | 1 | Baltimore** | Fri. | Jan. | 23 | Binghamton |
| Fri. | Feb. | 6 | Adirondack | Sat. | Jan. | 24 | Hershey |
| Sun. | Feb. | 8 | Hershey | Wed. | Feb. | 11 | Baltimore |
| Wed. | Feb. | 18 | Newmarket | Fri. | Feb. | 13 | New Haven |
| Fri. | Feb. | 20 | New Haven | Sat. | Feb. | 14 | Springfield |
| Sun. | Feb. | 22 | Newmarket** | Sun. | Feb. | 15 | New Haven |
| Fri. | Feb. | 27 | Maine | Sat. | Mar. | 7 | Springfield |
| Sun. | Mar. | 1 | Binghamton | Wed. | Mar. | 11 | Nova Scotia |
| Fri. | Mar. | 6 | Binghamton | Sat. | Mar. | 14 | Fredericton |
| Sun. | Mar. | 8 | Nova Scotia | Wed. | Mar. | 18 | Moncton |
| Wed. | Mar. | 25 | Baltimore | Sat. | Mar. | 21 | Hershey |
| Fri. | Mar. | 27 | Moncton | Tues. | Mar. | 31 | Newmarket |
| Sun. | Mar. | 29 | Binghamton* | Sat. | Apr. | 4 | Hershey |
| Fri. | Apr. | 3 | Springfield | Fri. | Apr. | 5 | Binghamton |

All home games will start at 7:35 p.m. except:

* 2:05 p.m. start

** 4:05 p.m. start

1986-87



Schedule

OCTOBER 1986

| SUN | MON | TUE | WED | THU | FRI | SAT |
|-------------|-----|-----|--------------|-----------|--------------|-------------|
| | | | 1 | 2 | 3 | 4 |
| 5 | 6 | 7 | 8 | 9 WFO. | 10 | 11 TOR. |
| 12 CALG. | 13 | 14 | 15 MONT. | 16 | 17 PITTS. | 18 WASH. |
| 19 | 20 | 21 | 22 PITTS. | 23 | 24 HART. | 25 HART. |
| 26 | 27 | 28 | 29 MONT. | 30 | 31 | |

NOVEMBER 1986

| SUN | MON | TUE | WED | THU | FRI | SAT |
|-------------|-----|-----|--------------|-----|------------|-------------|
| | | | | | | 1 N.J. |
| 2 BOS. | 3 | 4 | 5 BOS. | 6 | 7 VAN. | 8 |
| 9 N.Y.I. | 10 | 11 | 12 N.Y.R. | 13 | 14 | 15 MONT. |
| 16 | 17 | 18 | 19 BOS. | 20 | 21 QUE. | 22 QUE. |
| 23 | 24 | 25 | 26 HART. | 27 | 28 BOS. | 29 BOS. |
| 30 | | | | | | |

DECEMBER 1986

| SUN | MON | TUE | WED | THU | FRI | SAT |
|-------------|-----|-------------|-------------|-----|--------------|------------|
| | 1 | 2 MINN. | 3 | 4 | 5 S.L.L. | 6 N.J. |
| 7 | 8 | 9 DET. | 10 CHI. | 11 | 12 | 13 QUE. |
| 14 HART. | 15 | 16 | 17 HART. | 18 | 19 MONT. | 20 TOR. |
| 21 | 22 | 23 PHIL. | 24 | 25 | 26 PITTS. | 27 |
| 28 CALG. | 29 | 30 | 31 CHI. | | | |

JANUARY 1987

| SUN | MON | TUE | WED | THU | FRI | SAT |
|-------------|------------|-------------|-------------|------------|-------------|-------------|
| | | | | 1 | 2 WPG. | 3 |
| 4 QUE. | 5 | 6 | 7 WPG. | 8 MINN. | 9 | 10 L.A. |
| 11 | 12 | 13 | 14 MONT. | 15 | 16 | 17 MONT. |
| 18 EDMN. | 19 | 20 MINN. | 21 | 22 | 23 WASH. | 24 WASH. |
| 25 | 26 BOS. | 27 | 28 PHIL. | 29 | 30 QUE. | 31 |

FEBRUARY 1987

| SUN | MON | TUE | WED | THU | FRI | SAT |
|-------------|-----|--------------|------------|--------------|--------------|--------------|
| 1 DET. | 2 | 3 | 4 HART. | 5 | 6 | 7 QUE. |
| 8 CHI. | 9 | 10 | 11 | 12 | 13 | 14 N.Y.I. |
| 15 | 16 | 17 | 18 BOS. | 19 | 20 N.Y.R. | 21 |
| 22 HART. | 23 | 24 N.Y.R. | 25 | 26 S.L.L. | 27 | 28 BOS. |

MARCH 1987

| SUN | MON | TUE | WED | THU | FRI | SAT |
|-------------|-----|-------------|------------|------------|-------------|-------------|
| 1 VAN. | 2 | 3 PHIL. | 4 | 5 N.J. | 6 | 7 QUE. |
| 8 QUE. | 9 | 10 | 11 L.A. | 12 | 13 VAN. | 14 EDMN. |
| 15 | 16 | 17 CALG. | 18 | 19 | 20 MONT. | 21 |
| 22 DET. | 23 | 24 TOR. | 25 | 26 L.A. | 27 | 28 MONT. |
| 29 EDMN. | 30 | 31 | | | | |

APRIL 1987

| SUN | MON | TUE | WED | THU | FRI | SAT |
|------------|-----|-----|-----|-------------|-----|-------------|
| | | | 1 | 2 S.L.L. | 3 | 4 N.Y.I. |
| 5 HART. | 6 | 7 | 8 | 9 | 10 | 11 |



Home Games




Away Games

Home Game Starting Times:
Sunday 7:05 p.m. -- All Others 7:35 p.m.
*Denotes Afternoon Game

Tickets Available At:
• Memorial Auditorium box office
• All Ticketron locations

copy © 1986 by Buffalo Sabres

GOLDOME SALUTES THE BUFFALO SABRES.



All the Best
for a Great Season of Success.
Go for More!

Best of luck from another great team
that gives you more.



Goldome, with assets of \$14 billion, is the largest mutual savings bank in the United States.