



— 2014-15 —

ANAHEIM DUCKS MEDIA GUIDE

TABLE OF CONTENTS



CLUB DIRECTORY	X	FUTURE DUCKS	X
MEDIA INFORMATION	X	PLAYER PERSONNEL	X
FRONT OFFICE BIOGRAPHIES	X	NORFOLK ADMIRALS	X
COACHES	X	TEAM HISTORY	X
ANAHEIM DUCKS STAFF	X	FINAL STATISTICS (YEAR-BY-YEAR)	X
BROADCASTING INFORMATION	X	ALL-TIME TRANSACTIONS	X
HONDA CENTER & TICKET INFORMATION	X	COACHES & CAPTAINS	X
<i>THE RINKS</i>	X	DRAFT HISTORY	X
COMMUNITY INVOLVEMENT	X	RECORDS	X
CITY OF ANAHEIM	X	PLAYOFFS	X
PLAYER BIOGRAPHIES	X	OPPONENTS	X
IN THE SYSTEM	X	2014-15 SCHEDULE	X



ANAHEIM DUCKS 2014-15 MEDIA GUIDE

Chief Editor
Steve Hoem

Writers
Alex Gilchrist & Keren Lynch

Contributing Writers/Editorial Assistance
Kyle Shohara, Sam Kieckhefer, Jesse Bryson

Photography
Robinson & Associates, Getty Images

Design
Brad Woodward

Printed by
Ben Franklin Press, Inc. • Tempe, AZ

COPYRIGHT © 2014 ANAHEIM DUCKS

The information contained in this publication was compiled by the Anaheim Ducks and is provided as a courtesy to our fans and the media and may be used only for personal or editorial purposes. Any commercial use of this information is prohibited without the prior written consent of the Anaheim Ducks Hockey Club, LLC.

All NHL and team insignias depicted in this publication are the property of NHL Enterprises, Inc. and the respective teams and may not be reproduced for commercial purposes without the prior written consent of NHL Enterprises, Inc.



CLUB DIRECTORY



Honda Center

2695 East Katella Ave., Anaheim, CA 92806

Administrative Offices: 714/940-2900

Main Club FAX: 714/940-2953

Ticket Information: 1-877-WILD-WING

Website: AnaheimDucks.com

EXECUTIVE MANAGEMENT

Owners	Henry and Susan Samuelli
Chief Executive Officer	Michael Schulman
Executive Vice President/General Manager	Bob Murray
Executive Vice President/Chief Operating Officer	Tim Ryan
Senior Vice President of Hockey Operations	David McNab
Chief Financial Officer/Vice President of Finance	Doug Heller
Vice President of Human Resources	Jay Scott
Vice President/COO, Anaheim Arena Management	Kevin Starkey
Vice President/Chief Marketing Officer	Aaron Teats
Vice President of Sales/Chief Revenue Officer	John Viola
Vice President of Finance, Anaheim Arena Management	Angela Wergechik
Administrative Services Manager/Executive Assistant	Cheryl Gorman
Executive Assistant	Janet Conley

COACHING STAFF

Head Coach	Bruce Boudreau
Assistant Coach	Brad Lauer
Assistant Coach	Trent Yawney
Assistant Coach	Scott Niedermayer
Goaltending Consultant	Dwayne Roloson
Video Coordinator	Joe Piscotty

HOCKEY CLUB OPERATIONS

Director of Player Personnel	Rick Paterson
Assistant to the General Manager	Dave Baseggio
Director of Scouting, Amateur	Martin Madden
Director of Player Development	Todd Marchant
Scouting Staff	Glen Cochrane, Jeff Crisp, Jan-Ake Danielson, Casey Hankinson, Konstantin Krylov, Steve Lyons, Martin Madden, Sr., Kevin Murray, Jim Pappin, Stephane Pilotte, Jim Sandlak, Mike Stapleton

Manager of Hockey Operations	Ryan Lichtenfels
Hockey Operations Coordinator	Chase Flanigan
Strength & Conditioning Coach	Sean Skahan
Head Athletic Trainer	Joe Huff
Assistant Athletic Trainer	Mike Hannegan
Massage Therapist	James Parrida
Equipment Manager	Doug Shearer
Assistant Equipment Manager	Chris Aldrich
Equipment Attendant	Chris Kincaid
Team Physician	Dr. Craig Milhouse
Team Physician	Dr. Orr Limpisvasti
Oral Surgeon	Dr. Bao-Thu Grant

NORFOLK ADMIRALS (AHL) STAFF

Assistant General Manager	Bob Ferguson
Head Coach	Jarrod Skalde
Assistant Coach	Marty Wilford
Assistant Coach	Eric Veilleux
Goaltending Consultant	Sudarshan Maharaj
Coordinator of Minor League Hockey Operations	Jillian Samuelli
Equipment Manager	Joe Guilmet
Assistant Equipment Manager	Matt Brayfield
Assistant Athletic Trainer	Ian Burns
Strength & Conditioning Coordinator	Mark Cing-Mars
Video Coach	Brett Ferguson

LEGAL

General Counsel	Bernard Schneider
Assistant General Counsel	Katie Rodin

BROADCASTING DEPARTMENT

Television	John Ahlers, Brian Hayward
Radio, KLAAM 830 & Anaheim Ducks Radio Network	Steve Carroll, Dan Wood
Host/Producer	Kent French
Broadcasting Associate	Tiffany Spiritosanto
Postgame Radio Host	Josh Brewster

COMMUNICATIONS DEPARTMENT

Director of Media & Communications	Alex Gilchrist
Media & Communications Manager	Steve Hoem
Media & Communications Associate	Keren Lynch
Communications Intern	Sam Kieckhefer

COMMUNITY RELATIONS DEPARTMENT

Director of Community Relations	Wendy Arciero
Community Relations Managers	Jesse Bryson, Colleen MacKinnon
Community Relations Coordinator	Ashley Forbes

ENTERTAINMENT DEPARTMENT

Director of Production & Entertainment	Rich Cooley
Entertainment Manager	Davin Maske
Producer	Peter Uvalle
Associate Producers	Doug Keiser, Gabe Suarez
Entertainment/Production Associate	Sarah Moews
Digital Content Associate	Paul Janicki

FINANCE

Controller	Melody Martin
Financial Analyst	Rosanna Sitzman
Payroll	Regina Terrana
Accounting Assistant	Rob Dumlao
Accounts Payable	Lou Rae Campbell

HUMAN RESOURCES

Director of Human Resources	Gina Galasso
Human Resources Managers	Wendy Mulhall, Donna Vass
Human Resources Specialist	Esther Shimizu
Human Resources Associate	Lisa Manson

CORPORATE PARTNERSHIPS

Corporate Sales Managers	Brian Fling, Graham Siderius, Jason Weiss
--------------------------	---

CORPORATE PARTNERSHIP ACTIVATION

Senior Manager, Corporate Partnership Activation	Sara Morales
Manager, Corporate Partnership Activation	Terri Awde
Media Services Associate	Randy Barnabe
Activation Coordinators	Katie Bailey, Adam Blue, Christian Young

MARKETING & BRAND MANAGEMENT

Director of Marketing & Brand Management	Matt Savant
Senior Manager of Fan Development & Education	Joseph Hwang
Manager, Fan Development & Youth Hockey	Champ Baginski
Marketing Manager	Ryan Spillers
Senior Graphic Designer	Mariana Koontz
Junior Designers	Jeff Ijijon, Ruben Segura
Fan Development Coordinators	Jason Cooper, Ryan Herman
Marketing Coordinators	G.M. Ciallella, Cindy Iwami, Ryan Johnson
Marketing Intern	Kate Hammond

MERCHANDISE – TEAM STORE

Director of Merchandise	Bill Bauer
Retail Store Operations Manager	Matt Kato
Retail Warehouse Manager	Andre Moyce

CLUB DIRECTORY



PUBLICATIONS & NEW MEDIA

Director of Publications & New Media	Adam Brady
Social Media Producer	Anthony Manderichio
Publications & New Media Associate	Kyle Shohara

PREMIUM SALES & SERVICE DEPARTMENT

Director of Premium Sales & Service	Jim Panetto
Premium Account Executives	Casey Haskinson, Geoff Matthews, Timothy Thompson
Premium Services Manager	Jana Cannova
Premium Service Coordinator	Jacquelyn Herkins
Premium Office Coordinator	Carissa Zamora

SIGNATURE PROGRAMS & EVENTS

Senior Manager of Signature Programs & Events	Kris Loomis
Signature Programs & Events Manager	Jamie Minkler
Signature Programs & Events Intern	David Schenker

TICKETING DEPARTMENT

Senior Manager of Ticket Operations	James Bakken
Assistant Ticketing Manager	Jonas Calicdan
Assistant Manager, Premium Ticketing	Gino Bulgheroni
Group & Inside Sales Ticketing Representative	Robert Slaby
Premium Ticketing Representatives	Christie Nevin, John Watson
Season Ticketing Representative	Kameron Kwak
Database Analyst	Lisa Penalosa

BUSINESS DEVELOPMENT AND RETENTION DEPARTMENT

Director of Ticket Sales & Service	Lisa Johnson
Manager, Business Development and Retention	Chris Kenyon
Manager of Group and Inside Sales	Matt Payne
Business Development Account Executives	Angelo Anello, Jason Arellano, Anthony Bennett, Melissa Laity, Debora Lee, Brett Miller, Brandon Moran
Business Retention Account Executives	Daniel Alvarez, Michelle Della Rocco, Madeline Gillin, Nick Moller
Group Sales Account Executives	Jennifer D'Anna, Jamie Friedrich, Katie Reed, Sean Sterner
Season and Group Sales Coordinator	Natasha Arena
Inside Sales Representatives	David Casper, Nick Hardin, Brian Hartzell, Evan McInerney

ANAHEIM ARENA MANAGEMENT, LLC

Director of Booking	Jo-Ann Armstrong
Director of Events	Quinn Mackin
Senior Event Manager	Jason Davis
Event Manager	Matthew Trout
Event Services Manager	Marissa Deckert
Assistant Event Services Manager	Matthew Warwick
Security/Public Safety Manager	John Santos
Assistant Security Manager	Jon Hampe
Public Safety Officers	Nestor Blanco, Darin Cierley, Chris Evans, Jeff Evans, Antonio Giordano, Paulo Kome, Michael Mandonado, Robert Palmieri, Melvin Schumann, Benjamin Tomas

Director of Operations	Brent Mater
Operations Managers	Joe Barrett, Charles Boswell
Manager, Engineer & Maintenance	Dion Beckton
Event Crew Supervisor	Chris DeLloyd
Parking Manager	Jeff Grant
Assistant Parking Manager	Ray Navarro
Engineers	Jose Argueta, Edgar Cifuentes, Robert Gibbons, Carlos Rodriguez, Larry Ruffin

Maintenance Technicians	Alfonso Alvarez, Rafael Jaquez, Ulises Ramirez, Albert Quezada
-------------------------	--

Sound Technician	Nate Chivers
Ice Technician	Steve Van Berckelaer
Technical Services	Omar Felix
Operations Office Manager	Shelley Baker
Director of Media & Communications	Merit Tully
Media & Communications Associate	Tracy Richmond
Communications Intern	Lacey O'Connor
Director of Marketing	Joel Hobson
Senior Media & Marketing Manager	Adam Mendelsohn
Marketing Associate	Lauren Esterline
Marketing Intern	Erka Hall
Director of Ticket Operations	Mark Neumann
Box Office Manager	Gabriel Martinez
Box Office Supervisors	Elena Buenostro, Chris Williams
Controller	James Pearson

Financial Analyst	Jennifer Breen
Accountant	Lorea Peevey
Payroll	Ana Robles
IT Manager	Mike Wing
IT Associates	Nate Gardner, Troy Naragon
Mail Services Supervisor	Linda Martinez
Receptionist	Esther Methwin

FOOD & BEVERAGE

Director of Food and Beverage Services	Julie Margolin
Controller	Angela Leu
Accounting Manager	Olin Howell

CULINARY OPERATIONS

Executive Chef	Joseph "Jo-Jo" Doyle
Chef de Cuisine	George Drakulich
Sous Chef	Matthew Sprague

PREMIUM OPERATIONS

Manager, Premium Operations	Tisha Johnson
Manager, Suites & In Seat Service	Roman Zavala
Suites & In Seat Service Manager	Rodney Tumaliuan
Manager of Clubs	Beth Riedmiller
Club Manager	Shane Jagow
Catering Manager	Andrea Thomsson

CONCESSIONS OPERATIONS

Manager, Concessions Operations	Andy Amezcua
Concessions Manager	Jon Perrigo
Concessions Staffing Manager	Patricia Macias

WAREHOUSE OPERATIONS

Manager of Purchasing	Susanna Vahramian
-----------------------	-------------------

THE RINKS

Vice President	Art Trotter
Accounting Supervisor	Audrey Hodges
Payroll	Cynthia Cazares
Corporate Partnerships & Marketing Manager	Jesse Chatfield
Marketing Coordinator	Craig Appleby
Marketing Intern	Sam Brown

ANAHEIM AND WESTMINSTER ICE

General Manager	Jill Herzog
Hockey Director	Rick Hutchinson
Figure Skating Director	John Saitta
Operations Coordinator	Stacy Witt
Supervisor/Lead Staff	Nelly Carillo, Holly Collins, Sean Crow, Megan Hammon, Chris Shy

Programs Manager	Cindy Frazier
Ice Maintenance	Joe Keeler

YORBA LINDA ICE

General Manager	David Bigelow
Supervisor/Lead	Tracy Frazier, Tony Witt

LAKEWOOD ICE

General Manager	Phil Zamora
Hockey Manager	Brandon Parra
Figure Skating Manager	Jacqueline Palmore
Supervisor/Lead Staff	Seth Cardwell, Scott Workman
Operations Coordinator	Vanessa Calvillo
Ice Maintenance	George Estrada

CORONA INLINE

General Manager	Ken Murchison
Assistant Hockey Manager	Ben Barrett
Operations Coordinator	Tara Hamilton

HUNTINGTON BEACH INLINE

General Manager	Shayne Arsenault
Assistant Hockey Manager	Ron Alexander

IRVINE INLINE

General Manager	Eddie Limbago
Assistant Managers	Dave Feld, Greg Martin

MISCELLANEOUS

Home Ice	Honda Center (opened 1993)
Capacity	17,174
PA Announcer	Phil Hulett
Team Colors	Black and Gold with Orange and Silver Accents
Practice Facilities	Anaheim ICE (300 W. Lincoln Ave.), Honda Center (2695 E. Katella Ave.)
Founded	1993

MEDIA INFORMATION

On behalf of the Anaheim Ducks, welcome to the 2014-15 National Hockey League (NHL) season. We hope to make your job covering the Ducks as easy and pleasant as possible. In order to help you achieve your goals in the most efficient manner, we have a few procedural guidelines of which you should be aware.

Media credentials are issued to working media only. All season and individual game credential holders should enter through the press entrance off Douglass Avenue (Northeast corner of the building). The press entrance and press will-call opens two and one-half hours prior to all games. Credentials are non-transferable, and unauthorized use will subject bearer to ejection from Honda Center and result in a loss of credential privileges.

Season media passes will be issued to recognized newspapers, magazines, television and established radio stations as well as websites affiliated with major broadcast outlets. Requests for credentials must be made on company letterhead. Credentials will be distributed on an individual basis. Season pass holders must notify the communications office of their intentions to cover a game in order to reserve press seating.

Individual game credentials should be requested in writing through the communications department (e-mail or fax) a minimum of 24 hours prior to game time or by 2:00 p.m. Friday for all Saturday or Sunday contests. You can email requests to agilchrist@anaheimducks.com, or fax to 714-940-2925. Pre-arranged passes must be picked up at the press entrance located inside the northeast entrance. Credentials will be issued on an availability-only basis.

Credentials are good for admittance to the arena, press box, press dining room and both locker rooms. We suggest coming to the morning skate if you need an interview before the game. Both teams' locker rooms will open five minutes after the last player has left the ice, following the game's conclusion. Your cooperation is asked in maintaining a working atmosphere. **ABSOLUTELY NO AUTOGRAPHS ALLOWED DURING MEDIA ACCESS PERIODS.**

Interviews that need advance preparation or special accommodation can be arranged by contacting the Ducks communications department. This includes all live television interviews for pre and post-game.

Photo credentials will also be issued in the same manner as other passes, with camera positions assigned by team photographer Debora Robinson; photographers should check in with Debora in the press dining room prior to game time.

Telephones for the working media should be ordered through Shelly Baker with Honda Center at (714) 704-2408.

Facsimile and photocopy services are available by contacting the Ducks communications department prior to the game.

On game days when the Ducks choose to practice, they will take the ice at 10:00 or 10:30 a.m. The visiting team's practice usually starts at 11:30 a.m. Please call the Ducks communications department if there is a question regarding either team's practice schedule. ALL requests for in-between period interviews must be made by the time of the Ducks' skate that morning.

We hope this outline of procedures and guidelines will assist you in your coverage of the Ducks and the National Hockey League at Honda Center for the 2014-15 season. Please don't hesitate to contact us if you need any additional assistance. We look forward to working with you this season.

Sincerely,



Alex Gilchrist
Director, Media & Communications
Anaheim Ducks



HENRY & SUSAN SAMUELI

ANAHEIM DUCKS HOCKEY CLUB, LLC & ANAHEIM ARENA MANAGEMENT, LLC

Susan Samueli was born and raised in Los Angeles, CA. She earned a B.S. in Mathematics from UC Berkeley in 1972. From 1972 to 1985 she was with IBM Corporation, where she worked initially as a software programmer in the Federal Systems Division, Westlake Village, CA, and then as a Systems Engineer in the National Marketing Division, Los Angeles, CA, providing technical marketing and sales support for IBM's mid-range computer systems. In 1985 she left IBM and focused her energy on raising her children, at which time she developed a keen interest in alternative health care. She developed an active consulting practice in the areas of nutrition, homeopathy and Chinese herbs, and subsequently received a Ph.D. degree in nutrition from the American Holistic College of Nutrition in 1993 and a diploma in Homeopathy from the British Institute of Homeopathy in 1994.

Henry Samueli was born in Buffalo, NY and grew up in Los Angeles, CA. He earned a B.S., M.S. and Ph.D. in Electrical Engineering from UCLA in 1975, 1976 and 1980, respectively. From 1980-1985, he worked in the defense industry and held various engineering and management positions in the Electronics and Technology Division of TRW Inc., Redondo Beach, CA. Since 1985 Dr. Samueli has been a professor in the Electrical Engineering Department at UCLA, and since 2003 he has also served as a Distinguished Adjunct Professor in the Electrical Engineering and Computer Science Department at UC

Irvine. In 1991 he co-founded Broadcom Corporation, a global leader in providing semiconductor solutions for wired and wireless communications and he took a leave of absence from UCLA in 1995 to be at Broadcom full-time. Dr. Samueli serves as Chairman and Chief Technology Officer of Broadcom and he helps drive the vision of the company's research and development activities. He has published over 100 technical papers and he is a named inventor in over 70 U.S. patents. He was elected a Fellow of the Institute of Electrical and Electronics Engineers (IEEE) in 2000, a member of the National Academy of Engineering in 2003, and a Fellow of the American Academy of Arts and Sciences in 2004.

In December 2003 Susan and Henry purchased the management contract for the Honda Center sports and entertainment venue, creating Anaheim Arena Management, LLC, to oversee all operations of the arena, and in June 2005 they purchased the Anaheim Ducks National Hockey League club, Honda Center's largest tenant. In 2012 Venues Today Magazine ranked Honda Center 10th in the world in gross ticket sales over the past decade, and in 2007 the Anaheim Ducks became the first California team ever to win the Stanley Cup championship. Henry serves on the Executive Committee of the NHL Board of Governors.

The success of Broadcom Corporation has also provided Susan and Henry the opportunity to support many worthwhile

OWNERS

nonprofit organizations. After Broadcom's initial public offering in 1998 they created the Samueli Foundation and to date they have gifted over \$250 million in the areas of Education, Health, Social Services, the Performing Arts and Jewish Culture. In 2003 and 2004 Susan and Henry were listed among BusinessWeek's 50 Most Generous Philanthropists in the nation. In 2012 they joined the Giving Pledge, initiated by Warren Buffett and Bill and Melinda Gates, whose members pledge the majority of their wealth to philanthropy.

Since relocating to Orange County, CA in 1995, Susan and Henry have become very active in the community. Susan is on the Board of the Orangewood Children's Foundation and is a member of the Board of Trustees of The Academy, a Charter High School in Santa Ana for underserved and foster youth. She serves on the Board of the Susan Samueli Center for Integrative Medicine at UC Irvine's College of Medicine, which she and Henry established in 2001. Susan and Henry also serve on the Board of the Samueli Institute, a non-profit scientific research organization they founded in 2001 focused on complementary and integrative medicine and the science of healing. In 2000 Susan was honored with the UC Irvine

Medal. In 2002 she received the Ellen Cooperman Angel Award from the John Wayne Cancer Institute. In 2005 she received the General William Lyon Crystal Vision Philanthropy Award from the Orangewood Children's Foundation, and in 2012 she was awarded an Honorary Doctorate in Humanities from the Southern California University of Health Sciences.

Henry serves on the Dean's Advisory Council of both the Henry Samueli School of Engineering and Applied Science at UCLA and the Henry Samueli School of Engineering at UC Irvine. In 2000 he was awarded the University of California Presidential Medal, the UC Irvine Medal, the UCLA School of Engineering and Applied Science Alumnus of the Year, and the IEEE Circuits and Systems Society Industrial Pioneer Award. In 2005 he was awarded an Honorary Doctor of Science degree from the Technion-Israel Institute of Technology and the Edward A. Dickson Alumnus of the Year from UCLA. In 2006 he received the IEEE Communications Society Distinguished Industry Leaders Award. In 2010 he received the UCLA Medal. In 2011 he received the Global Semiconductor Alliance Dr. Morris Chang Exemplary Leadership Award, and in 2012 he was awarded the Marconi Society Prize and Fellowship.





MICHAEL SCHULMAN

**CHAIRMAN OF THE BOARD, ANAHEIM ARENA MANAGEMENT, LLC
CHIEF EXECUTIVE OFFICER, ANAHEIM DUCKS HOCKEY CLUB, LLC
MANAGING DIRECTOR, H&S VENTURES, LLC**

Michael Schulman serves as Chairman of the Board of Anaheim Arena Management (AAM), Chief Executive Officer of Anaheim Ducks Hockey Club (ADHC), Chairman of the Board of the Anaheim Ducks Foundation and serves on the board of NHL Enterprises. He is also an Alternate Governor for the NHL Board of Governors. In addition, he is Managing Director of H&S Ventures, the entity that manages the Samueli Family Office, AAM and ADHC. Schulman reports directly to owners Dr. Henry Samueli and Susan Samueli, and is responsible for managing and long-term planning of their profit and nonprofit entities.

Schulman's role with Honda Center began long before he was appointed Chairman of AAM in December of 2003. Schulman was the lead negotiator on behalf of the Samueli family in the acquisition of the management agreement from the bankruptcy court and the City of Anaheim. He acts as liaison between the Samueli family and AAM management and supervises all financial, legal and charitable decisions of the arena. He also acts as liaison with the other partners of AAM and the City of Anaheim. In addition, Schulman oversees all long-term capital projects, including the 57 Freeway Marquee, two 360° LED rings, revamping of the video room and remodeling of the company offices and locker rooms.

Schulman's role at AAM includes overseeing all business and hockey operations. He was the lead negotiator on behalf of the Samueli family in working with Disney on the purchase of the Anaheim Ducks and also with the NHL in qualifying the Samueli family for the purchase of the team. Schulman was also involved with the family in changing the team name and logo, and forming the Anaheim Ducks Foundation. He is responsible for developing additional ice and inline rinks in the Orange County area and was instrumental in the purchase of several ice and inline rinks, including Irvine, Corona and Huntington inline rinks, and Westminster, Yorba Linda and Lakewood ice rinks. Schulman is the Chairman of THE RINKS Program and oversees its development, including the advancement of the Anaheim Ducks High School Hockey League and the California State Championship.

Schulman's role at H&S Ventures is multi-faceted. He is the Managing Director of the family office, which oversees all of the family's profit and nonprofit operations. H&S Ventures serves as the manager of AAM and ADHC as well as a number of other business entities in which the Samuelis are involved. Schulman was a founding member, and is a past board member, of the Santa Clara Institute of Sports Law and Ethics.

Schulman serves on the boards of Anaheim Arena Management, Anaheim Ducks Hockey Club, Anaheim Sports Holdings, Anaheim Ducks Foundation, HS Hockey Development and ECH 2101. He is also a current member of the boards of Telluride Ski and Golf Company and KDOC Television, and a founding member of the USC Sports Business Institute (SBI) Advisory Council.

Schulman also serves on many nonprofit boards. He has been a member of the University of California, Irvine Foundation Board since 1991 and is on the Stewardship Committee. He was one of the founding members and past chair of the UCI Planned Giving Leadership Council. Schulman serves on the boards of the Samueli Foundation, Samueli Institute, the Orange County Jewish Campus and Anaheim Ducks Foundation.

After earning his Bachelor of Arts in Economics from University of California, Berkeley, Schulman went on to the University of Santa Clara Law School. In addition, Schulman studied economics for one year at the University of Leeds in Leeds, England.

After law school, he was hired as a full-time law professor at the University of Southern California, after which he was a practicing attorney for a number of years and a partner with the law firm of McDermott, Will & Emery.

A native of California, Michael and his wife, Sherry, reside in Laguna Beach and have four children: Annie, Danielle, Bryant and Natasha.

EXECUTIVE MANAGEMENT



BOB MURRAY

EXECUTIVE VICE PRESIDENT AND GENERAL MANAGER ANAHEIM DUCKS HOCKEY CLUB, LLC

Bob Murray enters his 40th consecutive year in the National Hockey League, his seventh as Executive Vice President and General Manager of the Anaheim Ducks. He won the NHL General Manager of the Year award in 2013-14 and has been a finalist for the honor the last two NHL seasons.

Over the past several years, Murray has revamped the majority of the Ducks roster and expanded the club's prospect pool. Earlier this year, the Ducks were selected as *The Hockey News'* No. 1 team in Future Watch 2014, which grades the prospects and player development of all 30 NHL teams. Of the top 100 prospects named in Future Watch 2014, the Ducks have three in the top 30 and four overall. Anaheim held the No. 2 spot in Future Watch 2013.

Under Murray's guidance, the Ducks have claimed the last two Pacific Division titles, the first time Anaheim has won the division in consecutive years. The 2013-14 club finished with a record of 54-20-8, the best mark in franchise history. Anaheim posted the top record in the Western Conference for the first time in club history and set season records for standings points (116), wins (54) and win/points percentage (.707), while also leading the league in goals (263). Murray was also a finalist for NHL General Manager of the Year in 2012-13, when the Ducks finished the regular season with the third-best record in the NHL (30-12-6, second in the West) and best win/points percentage in club history (.688, which was surpassed in 2013-14).

Murray has made other critical moves to help the Ducks qualify for the playoffs in previous seasons. In 2011, after Jonas Hiller was unexpectedly stricken with vertigo in February, Murray acquired goaltenders Ray Emery (free agent) and Dan Ellis (trade). Both Emery (7-2-0) and Ellis (8-3-1) played extremely well down the stretch, leading the Ducks on a climb that took them from 11th place to a fourth-place finish in the Western Conference. After a series of mid-season roster moves, the 2008-09 Ducks made a late charge to qualify for the playoffs, going on to beat the Presidents' Trophy-winning San Jose Sharks in the Western Conference Quarterfinals. That made Anaheim the fifth team in the expansion era (1967-68) to upset the league's top regular season team in the first round. The Ducks fell to Detroit in a dramatic seven-game series in the Conference Semifinals.

Murray was named to his current position on Nov. 12, 2008 after spending the previous three-plus seasons as the club's Senior Vice President of Hockey Operations. In that role, much of Murray's work behind the scenes led directly to many successful trades and other player transactions by Anaheim. During that three-year period, the Ducks won a Stanley Cup (2007), a Pacific Division title (2007), and qualified for the playoffs each season. Murray was the General Manager of the Portland Pirates (Anaheim's AHL affiliate) from 2005-06 through 2007-08. The Pirates went to the Conference Finals twice (2006 & 2008), appearing in six playoff rounds. Between 2005 and 2008 (three seasons), Anaheim and Portland combined to win 10 and appear in 14 playoff rounds, both the most of any organization in hockey.

Prior to joining the Ducks in July, 2005, Murray worked as a Professional Scout with the Vancouver Canucks from 1999-05. Murray's scouting expertise helped to build teams that recorded 100+ point seasons two years in a row (2002-03 and 2003-04) and advanced to the Stanley Cup Playoffs four seasons in a row (2001-04). Before his stint in Vancouver, he served as a Scouting Consultant for Anaheim during the 1998-99 season.

Murray was a member of the Chicago Blackhawks organization for 25 years, serving as General Manager from 1997-99. He was named the sixth General Manager in team history on July 3, 1997. He was promoted to the post after serving as Assistant General Manager under Bob Pulford for two seasons. Before joining upper-management, Murray was named the Director of Player Personnel in 1991 and was largely responsible for the club's NHL Entry Draft selections over eight seasons.

Drafted by the Blackhawks in 1974, Murray spent his entire 1,008-game, 15-year career in a Chicago uniform. He became just the fourth player in Blackhawks history to reach the 1,000-game plateau in 1989-90. In addition, he became the first defenseman in club history to appear in 100 postseason contests, reaching the mark during the 1990 Stanley Cup Playoffs. In all, Murray scored 132-382=514 points and currently ranks second in all-time points among Blackhawks defensemen (13th overall in club history). He was named to both the 1981 and 1983 NHL All-Star Games. Murray retired at the conclusion of the 1989-90 season. Known for his work ethic, intelligence and determination as a player, Murray remained with the organization as a Professional Scout following his retirement in 1990.

Bob and his wife, Betsy, have four children: Kevin, Amanda, Andrew and Katie; and four grandchildren: Mikayla, Aisley, Lily and Kaden.



TIM RYAN

**PRESIDENT/CHIEF EXECUTIVE OFFICER, ANAHEIM ARENA MANAGEMENT, LLC
EXECUTIVE VICE PRESIDENT/CHIEF OPERATING OFFICER
ANAHEIM DUCKS HOCKEY CLUB, LLC**

Tim Ryan enters his 10th season as Executive Vice President/Chief Operating Officer for the Anaheim Ducks. Ryan has led the club to record levels of success in business operations, while spearheading numerous community and fan development programs that have led to exponential growth of the sport in the Southern California market.

Ryan is now in his 22nd year with Honda Center and 36th in arena management and event creation. In addition to his duties with the NHL club, he serves as President and Chief Executive Officer of Anaheim Arena Management, LLC (AAM), the management company of Honda Center. In his role, Ryan oversees one of the premier entertainment and sports venues in the world. Over the years, Honda Center has repeatedly ranked among the top 10 arenas in the world for annual live entertainment and is also a seven-time finalist for "Venue of the Year" as selected by *Pollstar Magazine* editors.

Ryan has also led major efforts to upgrade Honda Center, assuring it remains one of the world's top-of-the-line sports and entertainment venues. This fall, Honda Center will complete stage one of its improvement plan specifically focused on the Terrace (400) Level. The initial phase, which includes more than a million dollars in upgrades, features a new lounge area for fans and a full service kitchen serving concessions options exclusive to the Terrace Level. In addition, the concourse areas of the entire level will be completely rebranded, giving fans in the upper bowl a unique sense of identity.

Honda Center also recently became the first arena to serve as home to a Wahoo's Fish Taco location when the iconic chain opened a restaurant complete with an outdoor patio on the arena's main level. Last fall, the venue officially opened The Grand Terrace, the largest renovation project in Honda Center history, which included a 15,000-square-foot indoor/outdoor entertainment space, a new 250-seat public restaurant and a team store more than triple the size of the previous location. Grand Terrace Ducks Season Passes are sold out for the second consecutive year, while the new team store location helped the club break into the top 10 for merchandise sales in 2013-14. Ryan also focuses on progressive improvements to keep the venue state-of-the-art, including the recent installment of over 500 flat-panel monitors and launch of Cisco StadiumVision throughout each level of the facility, creating a truly immersive entertainment environment.

Through strategic planning, creative business development and event production, Ryan ensures the arena is also extremely active with a variety of world-class events. Under his guidance, the venue has recently hosted some of the world's top names in live entertainment. This fall, the venue has a lineup that includes superstar acts such as Katy Perry, Justin Timberlake, The Eagles and Tom Petty and the Heartbreakers. Ryan also played a key role in negotiations to bring the venue's newest franchise to Honda Center, when the LA KISS, owned by legendary rockers Paul Stanley and Gene Simmons, took the field in the spring of 2014 for their inaugural season in Anaheim.

Over the years, Honda Center has also served as host to the 2003 World Gymnastics Championships, 2005 World Badminton Championships, six previous NCAA men's basketball tournament events and the first Frozen Four west of the Rocky Mountains (in 1999). Since 1993, more than 34 million people have been entertained at Honda Center, enjoying more than 3,500 events.

As Executive Vice President/Chief Operating Officer of the Anaheim Ducks, Ryan oversees all business operations of the professional hockey team. He assumed his current dual roles on June 20, 2005 when the Ducks were purchased by Dr. Henry and Susan Samuelli, owners of AAM.

Ryan has also spearheaded several initiatives in conjunction with the Samuelli's, including charitable programs that support approximately 500 nonprofit organizations annually, a team foundation that supports the community in the areas of education, youth hockey and health and wellness, and an expanded grass-roots marketing program. The Ducks launched THE RINKS development program in 2009, which supports and promotes youth ice and roller hockey in Southern California. The expanding program includes seven local skating facilities (four ice rinks and three inline facilities). The club also launched the first-ever Orange County High School Hockey League in 2008 (named the Anaheim Ducks High School Hockey League). The league has grown to 41 teams, including 2013 national champion Santa Margarita Catholic High School. Funded by the Anaheim Ducks Foundation, the club's education-based youth hockey program (S.C.O.R.E. - Scholastic Curriculum of Recreation and Education) has reached more than 250,000 local school children since 2005. The Ducks also have a 5,500-member Kids Club, the largest in the NHL (among all U.S.-based teams).

In 1992, after a long career at the Long Beach Arena, Ryan joined the then-Arrowhead Pond of Anaheim (operated by Ogdan Facility Management) as Assistant General Manager. He was promoted to General Manager in 1998 and was named *Pollstar Magazine* "Facility Executive of the Year" for 2001. During that time, Ryan was also charged with overseeing a number of other Ogdan facilities and served as a consultant on various major entertainment projects. Near the end of 2003, the management contract for the arena was purchased by AAM, and Ryan was named President/CEO of both the company and the arena.

Ryan is active in both the entertainment industry and in the local community. He serves on the boards of several nonprofit groups, including Big Brothers Big Sisters of Orange County, Los Angeles Sports Council, Orangewood Children's Foundation, the Stars and Stripes Tournament and the Tiger Woods Foundation.

Ryan graduated from California State University, Long Beach in 1979 with a Bachelor's Degree in Finance. He lives with his wife, Michele, in Huntington Beach and enjoys golf, fly-fishing, and travel.

HOCKEY OPERATIONS



DAVID McNAB

SENIOR VICE PRESIDENT OF HOCKEY OPERATIONS ANAHEIM DUCKS HOCKEY CLUB, LLC

An original member of the Ducks, David McNab is now in his 37th consecutive year in the NHL and 22nd with Anaheim. McNab served as Anaheim's Assistant General Manager for 14 seasons before being promoted to his current position in 2008. His duties include overseeing all aspects of player development, having an expertise on the new Collective Bargaining Agreement and its relationship to the salary cap in the NHL, contract and arbitration negotiation, player evaluation and scouting.

McNab's impact on the Ducks is significant. He has been part of Anaheim's run to two Stanley Cup Finals (2003 & 2007), including a championship in 2007. The club advanced to the Conference Finals in 2006 and the Conference Semifinals in 2009. In recent years, McNab has scouted and signed numerous collegiate free agents who have made major contributions to the success of the club.

Prior to being named as the Ducks' Assistant General Manager in December of 1995, the 58-year-old McNab was the club's first Director of Player Personnel and was largely responsible for the team's selections in the 1994-96 NHL Entry and Supplemental Drafts. McNab has also held the position as General Manager of the Ducks' top farm team in the American Hockey League for six seasons (the Baltimore Bandits during the 1996-97 season and the Cincinnati Mighty Ducks from 1997-2002) while also working on the AHL's competition committee for many of those years.

Considered to be one of the hardest working and knowledgeable scouts in the National Hockey League, McNab began his professional scouting career in 1978 with the Washington Capitals, where he spent four seasons. In 1982, McNab was signed by the Hartford Whalers, where he spent seven seasons as a scout, the last two as the Director of Player Recruitment. He then joined the New York Rangers in 1989, where he worked for four seasons before leaving to join the Disney-owned Ducks in 1993. His work with the Rangers helped the club to the 1994 Stanley Cup championship.

A graduate of the University of Wisconsin in 1978 with a degree in Communication Arts, McNab was also a goaltender on one of the greatest college hockey teams of all-time, the 1977 University of Wisconsin Badgers' NCAA championship team. He was drafted by the St. Louis Blues in the ninth round of the 1975 NHL Entry Draft (151st overall). McNab has worked on numerous occasions for USA Hockey, both as an Assistant General Manager for the United States in the World Championships on three different occasions, as well as serving as a consultant for the 1984, 1988 and 1992 United States Olympic Teams. He has also been a three-time member of the selection committee that votes for the Hobey Baker Award, college hockey's version of the Heisman Trophy.

A member of one of the most respected families in the NHL, McNab is the son of the late Max McNab and brother of Peter McNab. Max played on the 1950 Stanley Cup champion Detroit Red Wings and was a former general manager with the Washington Capitals and New Jersey Devils. He was also a recipient of the 1998 Lester Patrick Award given annually for "outstanding service to hockey in the United States." Peter played in 954 NHL games, scoring 363 goals and 813 points in a 14-year career. Peter is currently a broadcaster with the Colorado Avalanche.

David McNab was born in Vancouver, British Columbia, but grew up in San Diego, California and graduated from Point Loma High School in San Diego in 1973. He became a U.S. citizen in 1983. He and his wife, Kari, were married in Minneapolis, Minnesota in 1989 and have two daughters, Ali (23) and Erica (22). The McNab family resides in Yorba Linda, California.



RICK PATERSON

**DIRECTOR OF PLAYER PERSONNEL
ANAHEIM DUCKS HOCKEY CLUB, LLC**

Rick Paterson is in his 10th season with the Ducks, his sixth as Director of Player Personnel. He originally joined Anaheim on July 20, 2005 as Director of Professional Scouting. Paterson's responsibilities include extensive knowledge of all NHL personnel and depth charts, along with assisting in the evaluation of junior and college prospects. In addition, he aides Bob Murray in the procurement of players via free agency, trade or the NHL Entry Draft.

Paterson has over 35 years of experience as a player, coach and scout, and has won the Stanley Cup four times. Along with his Stanley Cup championship with the Ducks in 2007, he won the title with Tampa Bay (2004) and Pittsburgh (1991 & 1992).

Prior to joining the Ducks, Paterson spent seven years with the Tampa Bay Lightning, winning the Stanley Cup in 2004 as the club's Chief Professional Scout. He was inducted into the Kingston & District Sports Hall of Fame (Ontario) on May 4, 2012.

As a player, Paterson spent 10 years in the Chicago Blackhawks organization from 1978-1988. He was drafted by the club in the third round (46th overall) in the 1978 NHL Entry Draft. He appeared in 430 NHL games, scoring 50-43=93 points. Paterson also appeared in the Stanley Cup playoffs eight times with Chicago, scoring 7-10=17 points in 63 games. Primarily known as a defensive specialist and top penalty killer, Paterson set a Blackhawks record for the fastest two short-handed goals when he scored twice in 2:30 against Winnipeg on Jan. 16, 1985.

At age 15, Paterson was considered one of the top hockey players in Ontario. He played with the Cornwall Royals of the Quebec Major Junior Hockey League (QMJHL) from 1973-78, scoring 128-237=365 points in 342 games. In his final year in Cornwall (1977-78), he exploded with 58-80=138 points in 71 games. Paterson was inducted into the club's Hall of Fame in 2002. In addition, he won the Bronze Medal at the 1978 World Junior Championships with Team Canada.

After retiring from the NHL as a player, Paterson joined the Pittsburgh Penguins as an Assistant Coach from 1988-93, winning the Stanley Cup in 1991 and 1992. He coached the Penguins' International Hockey League affiliate in Cleveland from 1993-97 and joined the Tampa Bay Lightning as Assistant Coach in 1997-98. Paterson remained in that role until being named a Professional Scout prior to the start of the 1999-00 season.

Paterson and his wife, Kathy, reside in Anaheim Hills and have twins: son, David, and daughter, Ashley. He also has a daughter, Brittany, a 2009 graduate of McGill University in Montreal, Quebec.

HOCKEY OPERATIONS



DAVE BASEGGIO

**ASSISTANT TO THE GENERAL MANAGER
ANAHEIM DUCKS HOCKEY CLUB, LLC**

Dave Baseggio is entering his seventh season with the Ducks, his first as Assistant to the General Manager. He was promoted to his current role in June 2014. He spent the previous two seasons as Director of Professional Scouting. Baseggio originally joined the team as a professional scout for the 2008-09 season.

With over 13 years of experience in professional hockey management, Baseggio joined Anaheim after serving as Head Coach of the AHL's Peoria Rivermen (2006-08). Originally from Niagara Falls, Ontario, Baseggio also spent five seasons with the New York Islanders organization as an Assistant and Head Coach for Bridgeport (AHL). While holding the post of Assistant Coach from 2001-05, Baseggio saw the club advance to the Calder Cup Finals in 2002 and finish first overall in the regular season standings that year. During the 2003-04 season, the Sound Tigers broke the AHL goals-against average record and had a franchise-record 22-game unbeaten streak. Baseggio assumed the title of Head Coach in 2005-06 and was named a finalist for the AHL's Coach of the Year. Following his playing career, Baseggio joined the Charlotte Checkers of the ECHL for the 2000-01 season, serving as Assistant Coach and Assistant Director of Hockey Operations.

A graduate of Yale University in 1989 with a B.A. in Economics, Baseggio played four years of college hockey with the Bulldogs as a defenseman and was elected team captain in 1988-89. He earned ECAC All-Star honors in his final three collegiate seasons. Following college, he played professionally for 12 seasons in the AHL and IHL, and was a two-time IHL All-Star (1997 and 1999).

Dave and his wife, Sondra, are parents to son Michael (12) and daughter Katherine (9). The family resides in Branford, CT.





DOUG HELLER

**CHIEF FINANCIAL OFFICER AND VICE PRESIDENT OF FINANCE
ANAHEIM DUCKS HOCKEY CLUB, LLC**

Doug Heller enters his ninth season with the Anaheim Ducks. He has over 23 years of experience as a financial executive including his time in the banking and insurance industries. Doug's responsibilities include overseeing the club's finance department as well as all of the ticket sales and ticket operations of the NHL club. He is the Chief Financial Officer (CFO) of THE RINKS Development Program, which includes Anaheim ICE, Lakewood ICE, Westminster ICE, Yorba Linda ICE, Corona Inline, Huntington Beach Inline and Irvine Inline. Doug is also the CFO for the Anaheim Ducks Foundation.

Prior to joining the Ducks, Heller spent five years (2002-06) with Long Term Care Group, Inc. as its CFO. Long Term Care Group is a privately held long term care insurance administrator with annual revenue of approximately \$100 million. While with Long Term Care Group, Heller oversaw the company's rapid growth in both revenue and operating income, as well as a successful sale to a new ownership group. Prior to his time in the insurance industry, Heller spent 10 years with Pacific National Bank where he served first as CFO and then as President of PNB Mortgage, a subdivision of the company.

Heller graduated from the University of Colorado, Boulder with a Bachelor of Science Degree in accounting in 1979 and became a Certified Public Accountant in 1983.

Doug has lived in Irvine for the past 25 years. He and his wife, Linda, have two children: Jacob and Hailey. In his spare time, he enjoys a variety of outdoor activities, including skiing and golfing.



JAY SCOTT

**VICE PRESIDENT OF HUMAN RESOURCES
ANAHEIM DUCKS HOCKEY CLUB, LLC
ANAHEIM ARENA MANAGEMENT, LLC
DIRECTOR OF HUMAN RESOURCES, H&S VENTURES, LLC**

Jay Scott enters his sixth full season with the Ducks after joining the organization in March 2009. He oversees the human resources department with the team and arena staff, as well as THE RINKS Development Program presented by Honda. Scott brings years of leadership experience as well as expertise in strategic planning, workforce management, change initiatives, process improvement, performance optimization, and employee and labor relations.

Scott served as the Director of HR at the Tribune Company from 2002 to 2009, including three years at Newsday Media Group on Long Island. More recently he provided internal human resources services for the Los Angeles Times Media Group, including employee relations, labor relations, organizational development and strategic issues.

Scott has over 30 years of HR experience in hospitality, entertainment and multi-media companies, including Hilton Hotel Corporation and The Walt Disney Company, where he oversaw the opening of Tokyo DisneySea theme park and two Disney-branded hotels in over 13 years with the company (1989 to 2002).

A graduate of Washington State University, Scott earned his BA in Business Administration with an emphasis in Human Resources. He also has a Senior Human Resources Professional Certification and has completed the Organizational Change Leadership Program at Pepperdine University. In 2013 he was nominated for the Human Resources Executive of the Year by the National Human Resources Association. Scott serves on the Board of Advisors for California State University Fullerton's Mihayo College of Business and Economics Center for Leadership and is a Board Member of the YMCA of Orange County.

Scott enjoys playing basketball and softball. He is also an avid runner, having completed numerous half-marathons and marathons. Jay and his wife, Jeanice, reside in Irvine and have two grown children; Karla and Leland.

BUSINESS OPERATIONS



KEVIN STARKEY

VICE PRESIDENT AND CHIEF OPERATING OFFICER ANAHEIM ARENA MANAGEMENT, LLC

Kevin Starkey is the Vice President and Chief Operating Officer for Anaheim Arena Management (AAM). He oversees all arena-specific departments, including venue operations, event services, marketing, public relations and the box office. In addition, Starkey oversees the entire food and beverage division for Honda Center, including each of the arena's three full-service restaurants, dozens of concessions concepts and catering operations.

Starkey's career in public facilities and arena management has spanned 26 years. Starkey's most recent large-scale endeavor was the Grand Terrace Project at Honda Center, which opened in September, 2013. The most extensive single upgrade in Honda Center's 20-year history, the Grand Terrace Project has become the ultimate amenity for Southern California sports and entertainment fans and features a 15,000 square foot indoor/outdoor entertainment space, more than 100 feet of bar space, unique menu items, upscale décor, outdoor fire pits and first class service. Past projects under Starkey's direction include the venue's installation and implementation of Cisco StadiumVision, a highly successful \$13 million renovation in 2006. The project included a new 95-foot marquee located adjacent to the 57 Freeway, a completely remodeled club level restaurant (Jack Daniel's Old No. 7), and a second in-arena LED ring. Starkey also managed a two-year renovation of all 84 Honda Center luxury suites, which began in 2009, and is also involved in booking contracts and event creation.

Starkey, hired at the arena in 1993, has also been instrumental in all facets of the building's day-to-day operational efforts, including all beautification, maintenance, changeover and capital improvements.

Prior to joining AAM, Starkey worked at the Great Western Forum, then home to the National Basketball Association's Los Angeles Lakers and the National Hockey League's Los Angeles Kings.

A native of Torrance, California, Starkey graduated from California State University, Long Beach where he played quarterback for the school from 1979-80. In addition, he played three seasons in the Canadian Football League (CFL) with the Ottawa Rough Riders and the Montreal Concordes and was a member of the 1981 Ottawa club that fell to Warren Moon and the Edmonton Eskimos (26-23) in the CFL's Grey Cup. He also played two seasons in the United States Football League with the Oakland Invaders and Portland Breakers.

Kevin and his wife, Christine, reside in Murrieta. He has three children: Sean, Alyssa and Christian.



AARON TEATS

VICE PRESIDENT AND CHIEF MARKETING OFFICER ANAHEIM DUCKS HOCKEY CLUB, LLC

Aaron Teats enters his 21st year with the Anaheim Ducks, his fourth as Vice President and Chief Marketing Officer. In his current role, Teats oversees broadcasting, communications, community relations, entertainment, fan development, marketing, merchandising, publications/new media and social networking. He is also responsible for overseeing agreements for all television and radio rights holders, as well as the contracts of all club announcers.

Teats joined the Ducks' broadcasting department in 1994. He was both a producer and director of the Ducks' television and radio broadcasts from 1997-2007 and won an Emmy as producer in best live sports coverage category during the Anaheim's 2003 playoff run. He was named the club's director of broadcasting in 2004 and also assumed the responsibility of the publications/new media and entertainment departments in 2008-09.

A native of Broken Arrow, Oklahoma, Teats is a graduate of Cal State Fullerton. He began his career in the entertainment/production department for the then California Angels in 1992.

Teats is on the Board of Directors for the Boys and Girls Club of Anaheim and the Advisory Council of the Orange County and Inland Empire chapter of the Make-a-Wish Foundation. Aaron and his wife, Justine, have two sons: Nolan and Colin. The family has lived in Anaheim Hills for the last 19 years.



ANGELA WERGECHIK

**VICE PRESIDENT OF FINANCE
ANAHEIM ARENA MANAGEMENT, LLC**

Angela Wergechik is the Vice President of Finance for the Honda Center as managed by Anaheim Arena Management, LLC (AAM). Her impact on the organization is significant as she brings more than 30 years finance expertise to her current role. Wergechik began her career at the arena when it opened in June 1993 and has spent the last 16 years overseeing all financial aspects at Honda Center. Wergechik's role is critical to the success of negotiations with key stakeholders including potential professional sports franchises, the arena's ticket provider, food and beverage, major spectator events and minor league sports teams.

In December 2003, Wergechik played a pivotal role in the successful acquisition of the arena's Facility Management Contract by Anaheim Arena Management, LLC, from Covanta Energy Corporation, a publicly traded firm with more than \$1 billion in assets. In June 2005, her financial expertise combined with 12 years of institutional knowledge was invaluable to AAM's parent company when negotiating the purchase of the Anaheim Ducks, Honda Center's main tenant.

In her first year at the arena, Wergechik created and implemented all aspects of the Ducks financial management and accounting, most of which are still in use today. In the nine years prior, she worked for the Walt Disney Company and Deloitte and Touche, LLC. Wergechik became a Certified Public Accountant in 1993 and she holds a Bachelor of Arts degree in accounting from Loyola Marymount University. She has taught Accounting and Budgeting for Sports for the University of San Francisco's Master's Degree in Sports Management Program. Wergechik is currently the Chairman of the Board for Taller San Jose, a 20-year-old nonprofit organization whose mission is to empower an enduring transformation by providing a strategically designed job training and support system program to marginalized youth. Wergechik resides in Irvine.



BERNARD SCHNEIDER

**GENERAL COUNSEL
ANAHEIM DUCKS HOCKEY CLUB, LLC
ANAHEIM ARENA MANAGEMENT, LLC**

Bernard Schneider is entering his 10th year as General Counsel of the Anaheim Ducks. He oversees all legal affairs for the Ducks and the Honda Center. Previously, Schneider was a partner at the law firm of McDermott, Will & Emery and represented a variety of corporate and banking clients.

Schneider also serves as a member of the Board of Directors of First American Trust, FSB. Schneider received a Bachelor of Arts degree from Whittier College and a Juris Doctor degree from the University of Southern California.

A native of Illinois, Schneider has lived in Orange County for over 50 years. He and his wife, Janet Keller, live in Laguna Beach. They have five children, Michael, Katherine, Heather, Brad and Matt, who live in Washington, D.C., New York, California and England. He enjoys reading, skiing, public policy and his family.

BUSINESS OPERATIONS



JOHN VIOLA

**VICE PRESIDENT OF SALES & CHIEF REVENUE OFFICER
ANAHEIM DUCKS HOCKEY CLUB, LLC
ANAHEIM ARENA MANAGEMENT, LLC**

John Viola enters his second season with the Ducks as Vice President of Sales & Chief Revenue Officer. He joined the club in August 2013.

Prior to his time with the Ducks, Viola spent eight years with the Chicago Bulls and United Center. He was promoted to Vice President of Corporate Sales in January 2012. He oversaw revenue, pricing and execution of all corporate partnerships, premium seating and game operations. He was the point person and lead negotiator on the United Center naming rights renewal and the Lexus Club Level partnership. Viola also led United Center/Bulls Corporate Partnerships and United Center Premium Seating to their highest revenue levels in the history of the organization. He was instrumental in securing significant corporate support for Chicago Bulls Charities and the work they do in the community. He previously held the position of Senior Director of Corporate Partnerships for the Bulls/United Center.

Before joining the Bulls and United Center, Viola was Chief Operating Officer of Gameday Giveaway, a national sports marketing company. Prior to that, he spent many years in broadcast advertising sales and management in New York and Chicago.

John was on the board of Chicago Bulls Charities and graduated from the University of Virginia with a BA in Rhetoric and Communication Studies. He and his wife, Mylinda, have three children and reside in Corona Del Mar.



HEAD COACH



BRUCE BOUDREAU

HEAD COACH

Bruce Boudreau enters his fourth season (second full season) as Head Coach of the Anaheim Ducks. With a 54-20-8 record in 2013-14, Boudreau led Anaheim to the top record in the Western Conference for the first time in club history. The club won its second straight division title and finished with a club-record 116 standings points and .707 winning percentage.

Named the eighth head coach of the Anaheim Ducks on Nov. 30, 2011, Boudreau became the first Anaheim coach to be named a finalist for the Jack Adams Award in 2012-13. He became the fastest coach in NHL history to reach 300 wins on Feb. 28, 2014 vs. St. Louis, accomplishing the feat in 496 career games (now at 312-143-62). Toe Blake held the record previously, reaching the milestone in 525 games. On Mar. 2, 2014 vs. Carolina, he became the fastest Ducks coach to 100 victories in 169 career games (now 111-55-22). Boudreau, who reached 500 career NHL games coached on Mar. 10, 2014 vs. Toronto, leads active NHL coaches in win (points) percentage with a .663 mark (min. 100 games).

As Head Coach of the Washington Capitals (2007-11), Boudreau won the 2007-08 Jack Adams Award and led his club to the 2009-10 Presidents' Trophy as the NHL's top club in the regular season. He compiled a record of 201-88-40 (.672 winning percentage) with the Capitals and won the Southeast Division four times. He became the fastest coach in modern day NHL history to win 200 games (Nov. 21, 2011 vs. Phoenix) and recorded more wins (184) in his first 300 NHL games than any NHL coach all-time.

Boudreau was named interim head coach of the Capitals on Nov. 22, 2007. On that date, Washington was 30th in the NHL standings. He led the club to a 37-17-7 finish, as the Capitals won the Southeast Division in the first of four seasons under his direction. Boudreau, whose interim tag was removed on Dec. 26, 2007, became the second Washington head coach to win the Jack Adams Award. He was also the first coach since Bill Barber (2001) to win the Jack Adams Award after taking over a team midseason. In 2008-09, Boudreau led the Capitals to their first playoff series win since 1988. In addition to the Presidents' Trophy, the 2009-10 club set team records for wins (54), points (121), and goals (313).

Before joining the Capitals, Boudreau spent nine seasons as an AHL head coach, including a Calder Cup championship with the Hershey Bears in 2006. He spent four years with Manchester (Los Angeles affiliate) and two with Lowell (also Los Angeles affiliate) before joining Hershey (Washington). A member of the AHL Hall-of-Fame (inducted in 2009), Boudreau compiled a

BRUCE BOUDREAU'S HEAD COACHING RECORD

Season	Team	League	REGULAR SEASON							PLAYOFFS	
			GP	W	L	T	OT	PTS	WIN%	W	L
1992-93	Muskegon	CHL	60	27	27	5	-	61	.508	3	4
1993-94	Fort Wayne	IHL	81	41	29	-	11	93	.574	10	8
1994-95	Fort Wayne	IHL	39	14	21	-	11	93	.423	-	-
1996-97	Mississippi	ECHL	70	34	26	10	-	78	.557	0	3
1997-98	Mississippi	ECHL	70	34	27	9	-	77	.550	-	-
*1998-99	Mississippi	ECHL	70	41	22	7	-	89	.636	14	4
1999-00	Lowell	AHL	80	33	36	7	4	77	.481	3	4
2000-01	Lowell	AHL	80	35	35	5	5	80	.500	1	3
2001-02	Manchester	AHL	80	38	28	11	3	90	.563	2	3
2002-03	Manchester	AHL	80	40	23	11	6	97	.606	0	3
2003-04	Manchester	AHL	80	40	28	7	5	92	.575	2	4
2004-05	Manchester	AHL	80	51	21	-	8	110	.688	2	4
*2005-06	Hershey	AHL	80	44	21	-	15	103	.644	16	5
2006-07	Hershey	AHL	80	51	17	-	12	114	.713	13	6
2007-08	Hershey	AHL	15	8	7	-	0	16	.533	-	-
	WASHINGTON	NHL	61	37	17	-	7	81	.664	3	4
2008-09	WASHINGTON	NHL	82	50	24	-	8	108	.659	7	7
2009-10	WASHINGTON	NHL	82	54	15	-	13	121	.739	3	4
2010-11	WASHINGTON	NHL	82	48	23	-	11	107	.652	4	5
2011-12	WASHINGTON	NHL	22	12	9	-	1	25	.568	-	-
	ANAHEIM	NHL	58	27	23	-	8	62	.534	-	-
2012-13	ANAHEIM	NHL	48	30	12	-	6	66	.688	3	4
2013-14	ANAHEIM	NHL	82	54	20	-	8	116	.707	7	6
NHL Totals			517	312	143	-	62	686	.651	27	30


* Calder Cup championship (AHL) in 2005-06, Kelly Cup championship (ECHL) in 1998-99

HEAD COACH

103-45-27 record with the Bears, including an AHL-best 51-17-12 in 2006-07.

Boudreau began his coaching career in the Colonial Hockey League with Muskegon in 1992-93 and was named the International Hockey League Coach of the Year in 1993-94 with Fort Wayne. He also served as head coach and director of hockey operations for Mississippi (ECHL), where he won the 1999 Kelly Cup championship.

Boudreau played parts of eight NHL seasons with the Toronto Maple Leafs and Chicago Blackhawks between 1976-86, recording 28-42=70 points in 141 career games. A native of Toronto, Ontario, Boudreau was originally selected by the Maple Leafs in the third round of the 1975 NHL Entry Draft. As a Canadian junior playing for the Toronto Marlboros in 1974-75, he scored 68-97=165 points, a Canadian Hockey League record until Bobby Smith and Wayne Gretzky surpassed the mark during the 1977-78 season.



Boudreau also ranks 11th all-time in scoring in AHL history with 316 goals and 799 points. No AHL player in the 1980s notched more points than Boudreau. He won the 1987-88 John B. Sollenberger Trophy for leading the league in scoring, and was also a member of the 1992 Calder Cup champion Adirondack Red Wings.

Bruce has four children: sons Ben, Andy and Brady, and daughter Kasey. He and wife, Crystal, along with Brady, reside in Anaheim Hills.

BRUCE BOUDREAU'S CAREER PLAYING STATISTICS

Season	Team	League	REGULAR SEASON							PLAYOFFS				
			GP	G	A	Pts.	PIM	+/-	GP	G	A	Pts.	PIM	
1972-73	Toronto	OHA	61	38	49	87	22	-	-	-	-	-	-	
1973-74	Toronto	OHA	53	46	67	113	51	-	-	-	-	-		
1974-75	Toronto	OHA	69	68	97	165	52	-	-	-	-	-		
1975-76	Johnstown	NAHL	34	25	35	60	14	-	-	-	-	-		
	Minnesota	WHA	30	3	6	9	4	-	-	-	-	-		
1976-77	TORONTO	NHL	15	2	5	7	4	-	3	0	0	0	0	
	Dallas	CHL	58	37	34	71	40	-	1	1	1	2	0	
1977-78	TORONTO	NHL	40	11	18	29	12	+8	-	-	-	-	-	
	Dallas	CHL	22	13	9	22	11	-	-	-	-	-	-	
1978-79	TORONTO	NHL	26	4	3	7	2	-3	-	-	-	-	-	
	New Brunswick	AHL	49	20	38	58	22	-	5	1	1	2	8	
1979-80	TORONTO	NHL	2	0	0	0	2	0	-	-	-	-	-	
	New Brunswick	AHL	75	36	54	90	47	-	17	6	7	13	23	
1980-81	TORONTO	NHL	39	10	14	24	18	0	2	1	0	1	0	
	New Brunswick	AHL	40	17	41	58	22	-	8	6	5	11	14	
1981-82	TORONTO	NHL	12	0	2	2	6	-6	-	-	-	-	-	
	Cincinnati	CHL	65	42	61	103	42	-	4	3	1	4	8	
1982-83	TORONTO	NHL	80	50	72	122	65	-	4	1	0	1	4	
	St. Catharines	AHL	80	47	62	109	44	-	7	0	5	5	11	
1983-84	Baltimore	AHL	17	4	7	11	4	-	15	3	9	12	4	
1984-85	Iserlohn	Germany	29	20	27	47	37	-	3	2	2	4	6	
1985-86	CHICAGO	NHL	7	1	0	1	2	+1	-	-	-	-	-	
	Nova Scotia	AHL	65	30	36	66	36	-	-	-	-	-	-	
1986-87	Nova Scotia	AHL	78	35	47	82	40	-	5	3	3	6	4	
1987-88	Springfield	AHL	80	42	74	116	84	-	-	-	-	-	-	
1988-89	Springfield	AHL	50	28	36	64	42	-	-	-	-	-	-	
	Newmarket	AHL	20	7	16	23	12	-	4	0	1	1	6	
1989-90	Phoenix	IHL	82	41	68	109	89	-	-	-	-	-	-	
1990-91	Fort Wayne	IHL	81	40	80	120	111	-	19	11	7	18	30	
1991-92	Fort Wayne	IHL	77	34	50	84	100	-	7	3	4	7	10	
	Adirondack	AHL	-	-	-	-	-	-	4	1	1	2	2	
NHL Totals			141	28	42	70	46	0	9	2	0	2	4	
AHL Totals			634	316	483	799	416	-	65	20	32	52	72	
IHL Totals			240	115	198	313	300	-	26	14	11	25	40	



BRAD LAUER

ASSISTANT COACH

Brad Lauer begins his fourth season as Assistant Coach with the Anaheim Ducks in 2014-15. Lauer joined the organization on July 12, 2012 as an assistant coach with the club's AHL affiliate in Syracuse before being named to his current post on Nov. 30, 2011. In 2013-14, Lauer helped the club to a 54-20-8 record, the top record in the Western Conference for the first time in franchise history and the club's third Pacific Division Championship.

Lauer made his NHL coaching debut with the Ottawa Senators in 2009, serving as an assistant coach under Cory Clouston for two seasons. Named to his post with Ottawa on July 23, 2009, it marked the second time in club history that a former player went on to serve on the team's coaching staff (he played for the Senators in 1993-94).

Prior to joining the Senators, Lauer was an assistant coach with the Milwaukee Admirals (Nashville's AHL affiliate) from 2007-09. In 2008-09, he helped guide the Admirals to a 49-22-3-6 record, a Western Division title and a share of the league lead in points (107). He began his coaching career in 2002 with the Kootenay Ice (WHL) and served as an assistant for five seasons. During his time with Kootenay, the club had two 100-point, and three 45-win seasons.

Selected by the New York Islanders in the second round (34th overall) of the 1985 NHL Entry Draft, Lauer appeared in 323 career NHL contests with the Islanders, Chicago, Ottawa and Pittsburgh, scoring 44-67=111 points with 218 PIM. He made an appearance in the 1992 Stanley Cup Final as a member of the Chicago Blackhawks, which lost to Pittsburgh in four games. The Humboldt, Saskatchewan native also appeared in 635 career IHL and AHL contests (283-293=576 points) before his retirement from professional hockey in 2002.

Brad and his wife, Daria, have two daughters, Camryn (10) and Addison (8), and reside in Anaheim Hills.



TRENT YAWNEY

ASSISTANT COACH

Trent Yawney begins his first season as Assistant Coach of the Anaheim Ducks. Yawney previously served as Head Coach of the Norfolk Admirals, Anaheim's primary development affiliate in the American Hockey League. Yawney led the Admirals to a 40-26-10 record and a berth in the 2014 Calder Cup Playoffs during the 2013-14 season. Norfolk upset the top-seeded Manchester Monarchs to advance to the 2014 Eastern Conference Semifinals before falling to the St. John's IceCaps in six games.

Yawney joined the Ducks' 2011-12 AHL affiliate in Syracuse as Associate Head Coach on Jan. 10, 2012 and helped guide the team to a 2012 Calder Cup Playoff appearance. It marked his second AHL coaching assignment after originally guiding Norfolk to the Calder Cup Playoffs in each of the team's first five AHL seasons (2000-05) under the Chicago Blackhawks. Yawney led Norfolk to a 189-144-42-25 record in those first five seasons and back-to-back South Division titles in 2001-02 and 2002-03. He was named "Minor Pro Coach of the Year" by The Hockey News following the 2003-04 campaign.

A native of Hudson Bay, Saskatchewan, Yawney previously served two stints with the Ducks as a professional scout in 2007-08 and 2011-12. He also spent three seasons as an assistant coach with the San Jose Sharks from 2008-11. During his tenure in San Jose, the Sharks captured the Presidents' Trophy in 2009 and made two Western Conference Final appearances in 2010 and 2011. Prior to his first stint with the Ducks, Yawney spent 14 seasons with the Chicago Blackhawks organization, most recently as the club's 35th head coach in franchise history from 2005-06.

Yawney played in 593 career NHL games over 12 seasons with Chicago, Calgary and St. Louis. The defenseman collected 27-102=129 points with 783 PIM and also appeared in 60 postseason contests, helping the Blackhawks to the Western Conference Final in both 1989 and 1990. Yawney also served as captain for Team Canada at the 1988 Olympic Winter Games in Calgary. He was originally drafted by the Blackhawks in the third round (45th overall) of the 1984 NHL Entry Draft.

Trent and his wife, Char, have two children: daughter, Ashley (21) and son, Conor (17).

COACHING STAFF



SCOTT NIEDERMAYER

ASSISTANT COACH

Scott Niedermayer begins his third season as Assistant Coach of the Anaheim Ducks. Niedermayer, who retired from the NHL on June 22, 2010 and remained with the Ducks as a Hockey Operations consultant, was named to his post on Jan. 11, 2013.

Niedermayer was elected to the Hockey Hall of Fame in the Player Category on July 9, 2013 (inducted on Nov. 11, 2013), becoming the third Anaheim Duck player to be elected and the first to play more than a single season (Jari Kurri and Adam Oates are the other Ducks to be inducted). Signed as a free agent by Anaheim on Aug. 4, 2005 and named the sixth captain in club history on Oct. 3, 2005, Niedermayer helped the Ducks become the first team from California to win hockey's ultimate prize in 2007. He was presented with the Conn Smythe Trophy as the Most Valuable Player of the Stanley Cup Playoffs. Niedermayer appeared in his final 371 regular season NHL contests in an Anaheim uniform, scoring 60-204=264 points with 306 penalty minutes. Niedermayer is the Ducks' all-time leader in goals, assists, points and power-play goals (39) among club defensemen.

In 18 NHL seasons with the Ducks and New Jersey Devils, Niedermayer appeared in 1,263 games, collecting 172-568=740 points with a +167 rating. Thirteen of his 39 career game-winning goals came in overtime, the most by a defenseman in NHL history. Niedermayer is the all-time leading scorer among defensemen for both the Ducks and Devils.

Niedermayer also won three Stanley Cups during his tenure with New Jersey (1995, 2000 and 2003). He was named a finalist for the James Norris Memorial Trophy as the NHL's top defenseman in three straight seasons (2004, 2006 and 2007) and won the award following the 2003-04 season. He was also named an NHL All-Star six times during his NHL career (1998, 2001, 2004, 2007, 2008 and 2009).

A native of Cranbrook, British Columbia, Niedermayer won his first Olympic gold medal at the 2002 Winter Games in Salt Lake City and again in 2010 in Vancouver. In international competition, Niedermayer also won gold with Canada at the 1991 World Junior Championships, the 2004 World Cup and the 2004 World Championships.



DWAYNE ROLOSON

GOALTENDING CONSULTANT

Dwayne Roloson begins his second season as Goaltending Consultant of the Anaheim Ducks. Roloson originally signed on with Anaheim in a consultant role on Feb. 13, 2013, focusing on the club's AHL affiliate in Norfolk.

Prior to joining Anaheim, Roloson posted an all-time record of 227-257-42 with a 2.72 GAA, .908 SV% and 29 shutouts in 606 career NHL contests. His playing career spanned 16 seasons with six teams: Calgary (1996-98), Buffalo (1998-00), Minnesota (2001-06), Edmonton (2005-09), New York Islanders (2009-11) and Tampa Bay (2010-12). A 2004 NHL All-Star, Roloson ranks 58th in all-time NHL wins. Signed by Calgary as an undrafted free agent on July 4, 1994, Roloson backstopped the Edmonton Oilers to a Stanley Cup Final appearance in 2006 under the guidance of then-goaltending coach Peeters. He appeared in 50 career Stanley Cup Playoff games with Buffalo (1999), Minnesota (2003), Edmonton (2006), and Tampa Bay (2011), helping his teams win seven playoff series with a 28-18 record, two shutouts, a 2.54 GAA and .918 SV%.

A native of Simcoe, Ontario, Roloson guided Canada to a gold medal at the 2007 IIHF World Championship in Moscow, going 4-0-0 with a 2.50 GAA and .911 SV% in four games. At the collegiate level, Roloson was a Hobey Baker Award nominee and NCAA All-American at the University of Massachusetts-Lowell, posting a 51-44-9 record in 106 career games from 1990-94.

Dwayne and his wife, Melissa, have two sons: Brett (13) and Ross (11). The family resides in California and when permitting, Roloson helps coach his boys' hockey teams. The Rolosons spent the summer at their vacation home in Port Dover, Ontario, enjoying boating and various outdoor activities.



JOE PISCOTTY

VIDEO COORDINATOR

Joe Piscotty enters his fourth season as the club's video coordinator. He was named to his post on Dec. 2, 2011. Piscotty originally joined the Ducks prior to the 2010-11 season as a video scouting analyst, assisting hockey operations with special projects.

Piscotty worked with the University of Michigan's hockey team from 2006-08, serving as a graduate student manager under head coach Red Berenson. He was with the Wolverines when the club advanced to the Frozen Four in 2008. While at Michigan, Piscotty also earned a Master's in Sports Management.

In addition, Piscotty served as hockey operations assistant for the University of Denver's men's squad from 2008-10. He also completed his time at Denver with a Master's degree in Business Administration (MBA). A native of Huntington Beach, CA, Piscotty earned his Bachelor's degree in Business Administration from the University of Las Vegas, Nevada in 2006. While in Las Vegas for undergraduate studies, Joe enrolled in a mentoring program with the ECHL's Las Vegas Wranglers (2004-05), learning various aspects of the business during the year-long program.

Joe and his wife, Carrie, reside in Irvine. The couple was married in July 2012.



SCOUTING STAFF



MARTIN MADDEN

DIRECTOR OF PROFESSIONAL/AMATEUR SCOUTING

Martin Madden enters his seventh season with the Ducks, his first as Director of Professional/Amateur Scouting. In his role, Madden will evaluate top prospects throughout North America and attend all the major European junior tournaments. He will also play a key role in producing a final prospect list leading up to the 2015 NHL Entry Draft.

A native of Quebec City, Madden spent four years as an amateur scout for Carolina, winning the Stanley Cup with the Hurricanes in 2006. Prior to his time in Carolina, he served as a scout for the New York Rangers for seven seasons. Martin received his first scouting position with the Halifax Mooseheads of the Quebec Major Junior Hockey League while completing his M.B.A. in Finance at HEC Montreal.

Madden played hockey as a youth until Midget AAA. He walked on as a freshman for the McGill

University hockey team but stopped playing to concentrate on his studies, completing a degree in engineering.

Madden currently resides in Quebec City and racks up countless kilometers cycling around different areas of the province. He also is passionate about golf, tennis, NFL football, wine and music.



TODD MARCHANT

DIRECTOR OF PLAYER DEVELOPMENT

Todd Marchant enters his fourth season as Director of Player Development. He joined the front office staff in 2011-12 following six seasons with the Ducks and an 18-year NHL career. Marchant won his first Stanley Cup with the club in 2007. In his role as Director of Player Development, Marchant prepares and educates Anaheim prospects on succeeding in professional hockey.

A native of Buffalo, NY, Marchant appeared in 1,195 career NHL contests with the New York Rangers, Edmonton, Columbus and Anaheim, collecting 186-312=498 points with 774 PIM. He became the 31st U.S.-born player to appear in 1,000 NHL games on Dec. 22, 2008 at Vancouver. His final 421 contests were played in an Anaheim uniform from 2005-11 (38-74=112 points). He currently ranks third all-time in franchise short-handed goals (8). Including the 2007 Stanley Cup championship season, Marchant helped

the Ducks reach the Stanley Cup Playoffs in five of his six seasons with the club. He scored the triple overtime-winning goal in the Ducks' 2-1 victory in Game 2 of the Conference Semifinals on May 3, 2009 at Detroit. Another postseason career highlight includes scoring his game-winning overtime goal for Edmonton in Game 7 of the Conference Quarterfinals on Apr. 19, 1997 at Dallas. Marchant retired from professional hockey on June 29, 2011.

Selected by the Rangers in the seventh round (164th overall) of the 1993 NHL Entry Draft, Marchant played two years of college hockey at Clarkson University before turning pro. He began his NHL career with the Rangers before being traded to Edmonton for Craig MacTavish on Mar. 21, 1994. Following nine seasons with Edmonton, he signed as a free agent with Columbus on July 3, 2003 and was claimed on waivers by Anaheim on Nov. 21, 2005. Marchant also had the honor of representing Team USA at the 1994 Olympic Winter Games in Lillehammer, Norway.

Todd and his wife, Caroline, have four children: daughters Lillian and Ashley; and sons Timothy and Bradley. The family resides in Tustin.



JAN-ÅKE DANIELSON

EUROPEAN SCOUT

Jan-Åke Danielson has been a member of the Anaheim Ducks scouting staff for 17 seasons. He is primarily responsible for scouting amateur prospects in Europe.

Prior to joining the Anaheim organization, Danielson worked as a full-time coach in Sweden from 1987-98. During that time, he also coached for Sweden's World Jr. Championship team five times. He was a part-time scout for the Florida Panthers for three years.

Danielson played five years in the Swedish Elite League before attending the University of Wisconsin, where he was a member of the school's 1983 National Championship Team. He graduated from Wisconsin in 1986 with a degree in Physical Education and still enjoys spending at least part of his summer vacationing in the United States.

Danielson resides in Gothenburg, Sweden with his wife, Regina. The couple has two daughters. Gabriella (21) is a competitive figure skater and attends Santa Barbara College in California. Cecilia (17) is competitive in horse jumping.



JEFF CRISP

AMATEUR SCOUT

Jeff Crisp enters his 12th season with the Ducks as an amateur scout. Crisp's main responsibilities with the Ducks include scouting North America and Europe for the NHL Entry Draft. He was previously a member of the Calgary Flames scouting department for four seasons (1999-03).

From 1995-99, Crisp was the Director of Marketing and Communications for the Peterborough Petes of the Ontario Hockey League after graduating with a degree in Economics from the University of Calgary.

Jeff and his wife, Trish, have two sons: Tommy (12) and Kale (10). The family resides in Calgary, Alberta, where Jeff also helps coach a high school baseball team and Trish works as a special education teacher.



GLEN COCHRANE

AMATEUR SCOUT

Glen Cochrane enters his eighth season with the Ducks. He is responsible for amateur scouting across Western Canada, in addition to the United States Hockey League (USHL) as well as Minnesota high school hockey.

A Cranbrook, British Columbia native, Cochrane played in 411 NHL games with Philadelphia, Vancouver, Chicago and Edmonton from 1978-89, collecting 17-72=89 points with 1,556 PIM as a defenseman. Following his professional career, Glen joined the WHL ranks in 1995 as an assistant coach for the Kelowna Rockets. He continued his coaching career for the next 10 years at both the junior and minor league levels. Cochrane previously served as an amateur scout for the Colorado Avalanche from 2001-07.

Glen and his wife, Joan have three daughters: Shelby (28), Paige (26) and Tegan (22). The family resides in Kelowna, British Columbia. In his spare time, Cochrane enjoys golf, playing soccer, fishing, cycling and traveling with his family.



JIM SANDLAK

AMATEUR SCOUT

Jim Sandlak enters his seventh season with the Ducks as an amateur scout. His main responsibilities include scouting the Ontario Hockey League and USA Hockey's Under-18 development program.

A veteran of 549 NHL games, Sandlak spent 11 seasons with the Vancouver Canucks and Hartford Whalers. He collected 110-119=229 career NHL points while also appearing in 33 Stanley Cup Playoff contests. Sandlak also won the gold medal with Team Canada at the 1985 World Juniors before winning silver as team captain the following year. After his playing career, Jim worked in the grocery industry, owned his own construction company and most recently served as an assistant coach for the Sarnia Sting (OHL).

Jim and his wife, Susan, have two sons: Patrick (23) and Carter (21). Patrick just completed his senior year of university and Carter signed a three-year entry contract with the Carolina Hurricanes this year. The family vacations at their Northern Ontario cottage during the summer, enjoying recreational activities such as boating and fishing.



KEVIN MURRAY

AMATEUR SCOUT

Kevin Murray begins his seventh season with the Ducks as an amateur scout. Since joining the club during the 2008-09 season, Murray's role has expanded to encompass all USA amateur leagues, which include the high school, junior and collegiate levels.

Prior to joining the Ducks, Murray coached at both the Bantam Major AA and AAA levels in the Chicago area for two years. He played junior hockey with the Chicago Freeze and Danville Wings of the North American Hockey League before moving to Quinnipiac University, where he played one year of Division I college hockey. He also played two years of club hockey with University of Miami (Ohio) as part of the American Club Hockey Association.

A native of Chicago, IL, Murray received his Bachelor's of Arts in History from the University of Miami (Ohio) in 2003 and his Master's of Arts in Education from DePaul University in 2005. He taught two years of special education and three years of seventh-grade math, both within the Chicago public school system.

Kevin and his family reside just outside of Chicago in Arlington Heights, IL. He and his wife, Katherine, have two daughters: Mikayla (7) and Aisley (3) and just had their first son, Kaden.

SCOUTING STAFF



MIKE STAPLETON

PROFESSIONAL SCOUT

Mike Stapleton enters his first year with the Ducks as a full-time professional scout. Stapleton previously worked with the Ducks scouting department on a part-time basis and also served as Assistant Coach for Anaheim's primary development affiliate in the American Hockey League in 2010-11 (Syracuse). In 2011-12, Stapleton was Head Coach for Sault Ste. Marie of the Ontario Hockey League from 2011-13.

Prior to initially joining the Anaheim organization in 2010, Stapleton spent four seasons as an assistant and associate coach in the OHL with Sault Ste. Marie (2008-10) and Erie (2006-08).

Originally selected by Chicago in the seventh round (132nd overall) of the 1984 NHL Entry Draft, Stapleton played 14 NHL seasons from 1986-2001 with seven different teams (Chicago, Pittsburgh, Edmonton, Winnipeg/Phoenix, Atlanta, NY Islanders and Vancouver). He appeared in 697 career NHL games, collecting 71-111=182 points with 342 PIM. Stapleton also skated in 34 career Stanley Cup Playoff games, recording 1-0=1 point and 39 PIM.

Stapleton is the son of former NHL defenseman and 1972 Summit Series Team Canada member, Pat Stapleton. Mike and his wife, Laura, have two sons: Luke and Nick.



STÉPHANE PILOTTE

AMATEUR SCOUT

Stéphane Pilotte enters his first year as a full-time scout with the Anaheim Ducks. For the past two seasons, Pilotte has worked with Anaheim's scouting department on a part-time basis and is responsible for amateur scouting in the Eastern Canada region.

Prior to joining the Ducks, Pilotte served as Assistant General Manager of the Blainville-Boisbriand Armada (2011-2014), the Montreal Juniors (2008-2011) and the Gatineau Olympiques (2007-2008) in the Quebec Major Junior Hockey League. He also served as General Manager of the Val-d'Or Foreurs in the QMJHL from 1999-07. Before Val-d'Or, Pilotte was the Chief Scout and Assistant General Manager of the Shawinigan Cataractes from 1992-99. He also worked as a part-time scout with the Chicago Blackhawks during that time from 1994-98. Pilotte's first scouting assignment was with the Drummondville Voltigeurs from 1989-91.

Stéphane and his wife, Nathalie, have a daughter, Catherine (21) and son, Etienne (17). The family resides in Montreal, Quebec.



STEVE LYONS

AMATEUR SCOUT

Steve Lyons enters his first year as a full-time scout with the Anaheim Ducks. For the past three seasons, Lyons has worked as a regional scout with the Ducks and is responsible for amateur scouting across the United States.

Lyons is in the midst of his 28th year as an NHL scout. He spent the first 12 seasons with the Chicago Blackhawks (1986-98), serving as their United States Scout. In 1988, he was instrumental in the evaluation and eventual drafting of Boston native Jeremy Roenick as the eighth overall pick. Following his stint with the Blackhawks, Lyons spent the next five years with the Colorado Avalanche (1998-03), covering North America and Europe while serving as an amateur scout for the 2001 Stanley Cup Champions. Following his time with the Avalanche, Lyons worked with the Phoenix Coyotes scouting department from 2003-11 and served as the Assistant Director of Amateur Scouting from 2008-11.

Prior to scouting, Lyons played professionally in both the Atlantic Coast Hockey League (Mohawk Valley - Virginia) and the International Hockey League (Indianapolis Checkers). Lyons played collegiate hockey for the University of New Hampshire (ECAC) from 1980-83, recording 48-79=127 points in 101 games. He also led the team in scoring (20-35=55 in 34 games) during his final season. In 1980, the Boston native was the first high school player ever to be drafted by the Boston Bruins (6th round, 123rd overall).

Steve and his wife, Debbie, have three children (Kevin, Greg and Kelly) and three granddaughters (Brooke, Kendall and Hadley).



DOUG SHEARER

EQUIPMENT MANAGER

Doug Shearer enters his eighth season with the Ducks, his 31st in the National Hockey League.

Shearer joined the Ducks after serving as head equipment manager for the Washington Capitals from 1983-2007. While with the Capitals, Shearer saw the club advance to the Stanley Cup Final during the 1997-98 season. He joined the Capitals organization at the start of the 1981-82 season, serving as the head trainer for the Hershey Bears, Washington's primary affiliate of the American Hockey League.

Shearer also had the privilege to join Team USA on several occasions as the head equipment manager, including the 2003 World Championship in the Czech Republic, the 2002 Olympic Winter Games in Salt Lake City and the 1997 World Championship in Finland. In addition, he served as equipment manager for the 1999 NHL All-Star Game in Tampa, following Washington's appearance in the Stanley Cup Final.

A native of Salisbury, NC, Shearer is a graduate of West Chester State College and holds a Bachelor of Science degree in Health and Physical Education. In his spare time, Doug enjoys hunting and fishing. Shearer and his wife, Carrie, have two children: son, Zach and daughter, Amy. The family resides in Maryland.



CHRIS ALDRICH

ASSISTANT EQUIPMENT MANAGER

Chris Aldrich begins his sixth season as the Ducks' assistant equipment manager and eighth with the organization.

Aldrich has more than 20 years of experience in the industry, including serving as the equipment manager of previous Anaheim AHL affiliates Iowa in 2008-09 and Portland in 2007-08. Prior to joining the Anaheim organization in 2007, he spent 17 seasons as a member of the Boston Bruins franchise. Chris first held the post of equipment manager with the Providence Bruins (AHL) and then moved up the ranks to become assistant equipment manager for the

NHL Bruins for 10 years. He got his start working for the then-AHL Maine Mariners during college. Chris cites working the stadium series game at Dodger Stadium as his favorite hockey memory.

Following the 2009-10 NHL season, Aldrich traveled to Cologne, Germany where he served as an equipment manager for Team USA at the 2010 IIHF World Championship.

Originally from Windham, ME, Aldrich attended Rhode Island College and majored in history. When away from the rink, he enjoys playing tennis and is also an auto racing enthusiast. In addition, Chris is an avid runner, having completed the Boston Marathon on three separate occasions. Chris and his wife, Susan, reside in Yorba Linda with their son, Andrew (7).



CHRIS KINCAID

EQUIPMENT ASSISTANT

Chris Kincaid marks his 22nd season with the Ducks in 2014-15, serving as the club's Equipment Assistant.

Having been with the organization since its inception in 1993, Kincaid has also worked for Team USA on two different occasions. He joined gold medal-winning Team USA at the 1996 World Cup as well as in Nagano, Japan for the 1998 Olympic Winter Games.

The Utica, NY native assists Equipment Manager Doug Shearer in handling equipment transfers for visiting teams at Honda Center and THE RINKS-Anaheim ICE.

Kincaid and his wife, Marisa, reside in Whittier. He is the proud father of three children and three grandchildren, and enjoys boating and outdoor sports in his free time.

TRAINING STAFF



JOE HUFF

HEAD ATHLETIC TRAINER

Joe Huff enters his second season as Head Athletic Trainer with the Anaheim Ducks, having been a member of the organization since 2008. He served as Head Athletic Trainer for the club's American Hockey League affiliates in his previous role. A native of Marshalltown, IA, Huff has amassed over 15 years in hockey as an athletic trainer.

A graduate of Iowa State University (1998) with an Exercise & Sports Science degree, Huff began his career with the Central Hockey League's Macon Whoopee (1998-99). Following a season with Macon, Huff became the Head Athletic Trainer for the Des Moines Buccaneers (USHL) where he spent the next six seasons. He then moved on to the ECHL, taking on the Head Trainer position with the Augusta Lynx in 2005. Huff joined the Ducks' then-AHL affiliate in Iowa for the 2008-09 season and then moved on to Syracuse with the club for the 2010-11 and 2011-12 seasons. Joe spent last season with the Norfolk Admirals (2012-13), Anaheim's first year of affiliation with the AHL squad.

Joe and his wife, Lisa, along with their two daughters, Macy (12) and Marin (9), reside in Anaheim Hills. When away from the rink, Joe enjoys spending as much time outdoors as possible.



SEAN SKAHAN

STRENGTH AND CONDITIONING COACH

Sean Skahan enters his 13th season as the Strength and Conditioning coach for the Anaheim Ducks. Joining the club in 2002, Skahan is responsible for the overall strength and conditioning program for all players in the Ducks system. Skahan also coordinates all off-ice training at the club's annual prospect conditioning camp.

Prior to working with the Ducks, Skahan was the Assistant Strength and Conditioning coach at Boston College for the 2001-02 season. In 2000-01, he was the Assistant Strength and Conditioning coach at the University of North Dakota. While earning his Master's degree in Kinesiology, the Massachusetts native worked as a Graduate Assistant Strength and Conditioning Coach at the University of Minnesota in 1999-00. He earned his bachelor's degree in exercise physiology from the University of Massachusetts at Boston in 1998.

Skahan also holds certifications from the National Strength and Conditioning Association (N.S.C.A.), Functional Movement Screen (F.M.S.), and USA Weightlifting. He is also certified as a Certified Kettlebell Movement Specialist (CK-FMS) and a StrongFirst Level 1 instructor. This summer, he participated in seminars offered by the Postural Restoration Institute. Sean also presents at Strength and Conditioning conferences worldwide when his schedule permits.

Sean and his wife, Hillary, have two sons: Will and Wyatt. The family resides in Anaheim Hills.



MIKE HANNEGAN

ASSISTANT ATHLETIC TRAINER

Mike Hannegan begins his third season as the Ducks' Assistant Athletic Trainer. An Orange County native, Hannegan joined the organization in 2012 after three-year stint in St. Louis as the assistant athletic trainer for the Blues (2009-12). His resume includes over 13 years of experience in hockey athletic training.

Hannegan previously served as head athletic trainer for the Peoria Rivermen in the American Hockey League from 2007-09. He has also been head athletic trainer for clubs in both the ECHL and Central Hockey Leagues (Richmond, Las Vegas, Macon). He was selected in 2006 to represent the National Conference at the ECHL All-Star Game. Hannegan's international experience includes serving as the athletic trainer for Team USA at the 2000 IIHF World Inline Hockey Championships in the Czech Republic.

Mike received his B.S. in Athletic Training/Exercise Physiology from Chapman University and went on to complete his Masters of Science degree in Athletic Training from California University of Pennsylvania. He is a Certified Athletic Trainer with the National Athletic Trainers' Association and a Certified Strength and Conditioning Specialist with the National Strength Coach's Association.

Mike resides in Tustin with his wife, Kelly and their son, Aiden (8). He is a graduate of Foothill High School (Santa Ana) and worked at both THE RINKS – Anaheim ICE and Honda Center as a Zamboni driver before leaving Southern California to pursue high education.



JAMES PARTIDA

MASSAGE THERAPIST

James Partida enters his 10th season as Massage Therapist for the Anaheim Ducks. He assumed the role in September 2005.

Prior to joining the Ducks, Partida served as a massage teacher, honing his technique after his interest was piqued while taking a shiatsu massage class in 1994. He received his Certified Massage Therapist degree at the Shiatsu Massage School of Southern California. Partida also has a Physical Medicine Assistant license from Pacific College in Santa Ana. In 2008, James received his ART (active release technique) certification, and later completed a certification course to become a postural alignment specialist at Egoscue University in 2011. In addition, he is an Advisory Board member for American Career College's massage therapy program. Partida also works with other professional athletes as well as many celebrities.

Partida and his wife, Kathleen, have four children: daughters Nicole (27), Rosie (23) and Sydney (15), and son James Rafael (6). They also have one granddaughter: Angela (4). The Partida family resides in China.

TEAM PHYSICIANS



DR. CRAIG MILHOUSE

TEAM PHYSICIAN

Dr. Craig Milhouse has been a member of the Anaheim Ducks medical staff since the club's inception in 1993-94. Milhouse also serves as Team Physician for the Angels and the Fullerton Junior College Athletic Department.

Milhouse's current professional duties also include his private practice in Internal Medicine and Athletic Medicine in Orange and a role as Medical Consultant for Honda Center. He previously served for 10 years at the Kerlan-Jobe Orthopaedic Clinic in Anaheim.

A native of Detroit, Michigan, Milhouse received his Bachelor of Science degree from the University of Michigan in 1976 and Medical Degree from Wayne State University School of Medicine in 1980. He completed his Medicine/Surgery Internship at St. John's Hospital in Detroit (1980-81) and his Internal Medicine Residency at Huntington Memorial Hospital in Pasadena (1981-84). Milhouse served his Sports Medicine Fellowship at Kerlan-Jobe Orthopaedic Clinic in Inglewood (1990-91) and received his Board Certification in Internal Medicine in 1984.

Milhouse has worked as Team Physician for the Los Angeles Rams (1993-95), the University of Southern California (1988-93), Occidental College (1992-93), Anaheim Bullfrogs, Anaheim Piranhas and Anaheim Splash. In 2003, Milhouse served as the Medical Director for the World Gymnastics Championships and has been a voluntary member of the Tournament of Roses for 26 years. He and his wife Pamela have two sons, Jonathan and Alex.



DR. ORR LIMPIVASTI

TEAM PHYSICIAN

Dr. Orr Limpivasti enters his fifth season as the club's Orthopaedic Surgeon. He practices sports medicine at the Kerlan-Jobe Orthopaedic Clinic in Orange County and Los Angeles. Dr. Limpivasti is a member of the Board of Directors at the Kerlan-Jobe Orthopaedic Clinic and is Co-Director of the Sports Medicine Fellowship Training program. He continues to actively publish research in the field of orthopaedic surgery and sports medicine. His research and clinical interests include shoulder, elbow, and knee injuries.

Limpivasti graduated from medical school at the University of Rochester and completed his orthopaedic training at the University of Hawaii. He completed his sports medicine fellowship at the Kerlan-Jobe Orthopaedic Clinic in Los Angeles. Limpivasti is Board Certified with the American Board of Orthopaedic Surgery in both orthopaedic surgery and sports medicine. He is a member of the American Orthopaedic Society for Sports Medicine, Arthroscopy Association of North America and the American Academy of Orthopaedic Surgeons.



DR. BAO-THY GRANT

ORAL & MAXILLOFACIAL SURGEON

Dr. Bao-Thy N. Grant returns for her fifth season serving as the Ducks Oral & Maxillofacial Surgeon. She is a diplomate of the American Board of Oral and Maxillofacial Surgery. A Southern California native, Grant completed both her undergraduate Business degree and DDS degree from the University of Southern California, graduating with honors. She completed her postgraduate surgical training in Oral & Maxillofacial Surgery at Montefiore Medical Center/Albert Einstein College of Medicine in Bronx, New York. During her residency, Grant was inducted as a member of

the Leo M. Davidoff Society for her outstanding achievements.

Grant's private practice, C.O.R.E. (Center for Oral Reconstruction & Education) in Orange is a state-of-the-art surgical and teaching facility. C.O.R.E. provides continuing education for dentists in implant dentistry, medical emergencies and surgical dental therapy. She is a lecturer and is published in her field. Grant is also the co-founder and instructor of the Orange County CPR Angels, teaching Basic Life Support to healthcare providers and the public. She is on staff at St. Joseph Hospital of Orange and CHOC Children's, and is an active delegate and chair on both the state and local organizations for the California Dental Association and the Orange County Dental Society.

Grant and her husband, Dr. David E. Grant, reside in Newport Beach with their daughter, Kyla, and son, Cody. She assumed her role with the club after long-time friend and business partner Dr. Jeff Pulver passed away after serving as the team's oral surgeon since 1993. Grant accepted the Ducks position in Pulver's honor.



HONDA CENTER — AND THE — COMMUNITY

DUCKS STAFF



Daniel Alvarez

Business Retention Account Executive



Angelo Anello

Business Development Account Executive



Wendy Arciero

Director of Community Relations



Jason Arellano

Business Development Account Executive



Natasha Arena

Season and Group Sales Coordinator



Terri Awde

Manager of Corporate Partnership Activation



Champ Baginski

Manager, Fan Developments & Youth Hockey



Katie Bailey

Corporate Partnership Activation Coordinator



James Bakken

Senior Manager of Ticket Operations



Jill Bauer

Director of Merchandising



Randy Bernabe

Media Services Associate



Adam Brady

Director of Publications & New Media



Jesse Bryson

Community Relations Manager



Gina Bulgheroni

Assistant Manager, Premium Ticketing



Jonas Calicdan

Assistant Ticketing Manager



Lou Rae Campbell

Accounts Payable Clerk



Jana Cannavo

Premium Services Manager



David Casper

Inside Sales Representative



G.M. Ciallella

Marketing Coordinator



Janet Conley

Executive Assistant to the VP and CMO



Rich Cooley

Director of Production & Entertainment



Jason Cooper

Fan Development Coordinator



Jennifer D'Anna

Group Sales Account Executive



Rob Dumlao

Accounting Assistant



Chase Flanigan

Hockey Operations Coordinator

DUCKS STAFF



Brian Fling
Corporate Sales Manager



Ashley Forbes
Community Relations Coordinator



Kent French
Host/Producer



Jamie Friedrich
Group Sales Account Executive



Gina Galasso
Director of Human Resources



Alex Gilchrist
Director of Media & Communications



Madeline Gillin
Business Retention Account Executive



Cheryl Gorman
Administrative Services Manager/ Executive Assistant



Casey Haakinson
Premium Account Executive



Kate Hammond
Marketing Intern



Nick Hardin
Inside Sales Representative



Brian Hartzell
Inside Sales Representative



Jacquyn Herkins
Premium Services Coordinator



Ryan Herrman
Fan Development Coordinator



Steve Hoem
Media & Communications Manager



Joseph Hwang
Senior Manager of Fan Development & Education



Jeff Ippjian
Junior Designer



Cindy Iwami
Marketing Coordinator



Paul Janicki
Digital Content Associate



Lisa Johnson
Director of Ticket Sales & Service



Ryan Johnson
Marketing Coordinator



Matt Kato
Retail Store Operations



Doug Keiser
Associate Producer



Chris Kenyon
Manager, Business Development and Retention



Sam Kieckhefer
Media & Communications Intern

DUCKS STAFF



Mariana Koontz
Senior Graphic Designer



Kameron Kwok
Season Ticketing Representative



Debora Lee
Business Development Account Executive



Ryan Lichtenfels
Manager of Hockey Operations



Kris Loomis
Senior Manager of Signature Programs & Events



Keren Lynch
Media and Communications Associate



Colleen MacKinnon
Community Relations Manager



A.J. Manderichio
Social Media Producer



Melody Martin
Controller



Davin Maske
Entertainment Manager



Geoff Matthews
Premium Account Executive



Evan McNerney
Inside Sales Representative



Brett Miller
Business Development Account Executive



Jamie Minkler
Signature Programs & Events Manager



Sarah Moevs
Entertainment & Production Associate



Nick Moller
Business Retention Account Executive



Lisa Manson
Human Resources Associate



Sara Morales
Senior Manager of Corporate Partnership Activation



Andre Mayce
Retail Warehouse Manager



Wendy Mulhall
Human Resources Manager



Christie Nevin
Premium Ticketing Representative



Jim Panetta
Director of Premium Sales & Service



Matt Payne
Manager of Group and Inside Sales



Lisa Penalosa
Database Analyst



Katie Reed
Group Sales Account Executive

DUCKS STAFF



Katie Rodin
Assistant General Counsel



Jillian Samuelli
Coordinator of Minor League
Hockey Operations



Matt Savant
Director of Marketing and
Brand Management



Ruben Segura
Junior Designer



Esther Shimizu
Human Resources Specialist



Kyle Shohara
Publications and New Media
Associate



Graham Siderius
Corporate Sales Manager



Rosanna Sitzman
Financial Analyst



Robert Slaby
Group & Inside Sales Ticketing
Representative



Ryan Spillers
Marketing Manager



Tiffany Spiritosanto
Broadcasting Associate



Sean Sterner
Group Sales Account Executive



Gabe Suarez
Associate Producer



Regina Terrana
Payroll



Timothy Thompson
Premium Account Executive



Peter Uvalle
Producer



Donna Vass
Human Resources Manager



John Watson
Premium Ticketing Representative



Carissa Zamora
Premium Office Coordinator

ANAHEIM ARENA MANAGEMENT



Jo-Ann Armstrong
Director of Booking



Shelly Baker
Operations Office Manager



Joe Barrett
Operations Manager



Dion Beckton
Manager, Engineer & Maintenance



Charles Boswell
Operations Manager



Jennifer Breen
Financial Analyst



Nate Chivers
Sound Technician



Jason Davis
Senior Event Manager



Chris DeLloyd
Event Crew Supervisor



Lauren Esterline
Marketing Associate



Omar Felix
Technical Services



Nate Gardner
IT Associate



Jeff Grant
Parking Manager



Jon Hampe
Assistant Security Manager



Erika Hall
Marketing Intern



Joel Hobson
Director of Marketing



Tisha Johnson
Manager, Premium Operations



Patricia Macias
Concessions Staffing Manager



Quinn Mackin
Director of Events



Julie Margolin
Director of Food & Beverage Services



Linda Martinez
Mail Services Supervisor



Brent Mater
Director of Operations



Adam Mendelsohn
Senior Media & Marketing Manager



Esther Methvin
Receptionist



Troy Naragon
IT Associate



Ray Navarro
Assistant Parking Manager



Mark Neumann
Director of Ticket Operations



Lacy O'Connor
Communications Intern



James Pearson
Controller



Loree Peevy
Accountant

ANAHEIM ARENA MANAGEMENT



Tracy Richmond
Media & Communications
Associate



Beth Riedmiller
Manager of Clubs



Ana Robles
Accountant/Payroll



John Santos
Security/Public Safety
Manager



Matthew Trout
Event Manager



Merit Tully
Director of Media &
Communications



Steve Van Berckelaer
Ice Technician



Matthew Warwick
Assistant Event Services
Manager



Mike Wing
IT Manager

THE RINKS



Ron Alexander
Assistant Hockey
Manager, Huntington
Beach



Craig Appleby
Marketing Coordinator



Ben Barrett
Assistant Hockey
Manager, Corona



Sam Brown
Marketing Intern



Cynthia Cazares
Payroll



Jesse Chatfield
Corporate Partnerships &
Marketing Manager



George Estrada
Ice Maintenance,
Lakewood



Cindy Frazier
Programs Manager,
Anaheim & Westminster



Tara Hamilton
Operations Coordinator,
Corona



Jill Herzog
General Manager,
Anaheim & Westminster



Audrey Hodges
Accounting Supervisor



Rick Hutchinson
Hockey Director,
Anaheim & Westminster



Eddie Limbaga
General Manager, Irvine



Greg Martin
Assistant Manager, Irvine



Ken Murchison
General Manager,
Corona



Jacqueline Palmore
Figure Skating Manager,
Lakewood



John Saitta
Figure Skating Director,
Anaheim & Westminster



Art Trottier
Vice President



Tony Witt
Supervisor/Lead,
Yorba Linda



Phil Zamora
General Manager,
Lakewood



JOHN AHLERS

TELEVISION PLAY-BY-PLAY

John Ahlers begins his 13th season as the Ducks' play-by-play voice. He has called 751 regular-season Ducks games since joining the club prior to the 2002-03 season along with numerous NHL games for NBC Sports Network over the previous eight seasons.

Each season, Ahlers is a significant contributor to the team's award-winning Ducks S.C.O.R.E. program, an educational initiative that impacts over 25,000 elementary school students. He teaches the students the value of teamwork in sports, in school and in life. Using team building exercises that relate to hockey, this interactive presentation demonstrates the importance to work effectively with others to achieve success in all endeavors. Ahlers can also be seen and heard at many of the Ducks community relations events, where he works as host and emcee.

Prior to joining the Ducks, Ahlers was with the Tampa Bay Lightning organization. While in Tampa Bay, Ahlers served as radio play-by-play voice from 1999-02. A 26-year broadcast veteran with 1,937 games behind the microphone (including 1,089 in the NHL), he also worked as host of the Lightning's television pre-game show and Lightning Weekly, a magazine format program aired on Florida's Sunshine Television Network.

Prior to his stint with Tampa Bay, Ahlers spent five seasons as the television and radio voice of the International Hockey League's (IHL) Detroit Vipers. During that time, he also worked as broadcaster of the IHL Game of Week and Turner Cup Finals for Fox Sports Net. While with the Vipers he received numerous awards, including the IHL Broadcaster of the Year in 1995 and Emmys for Best Sports Broadcasts in 1995, 1998 and most recently in 2003 for Best Live Sports Broadcast during Game 4 against Detroit in the first round of the Stanley Cup Playoffs.

A graduate of Michigan State University, Ahlers has the call for NCAA college football games on SportsUSA Radio Network for the third consecutive season in 2014. He has also served as the voice of the Salt Lake Golden Eagles (IHL) and the Louisville IceHawks (East Coast Hockey League) as well as Michigan State and Colorado College hockey.

John and his wife, Cindi, were married in the summer of 2008. The couple resides in Trabuco Canyon.



BRIAN HAYWARD

TELEVISION COLOR ANALYST

The original television analyst for the Anaheim Ducks, Brian Hayward is in the midst of his 22nd season with the club. He has called 1,236 regular-season Ducks games since joining the team and worked his 1,000th Ducks broadcast on Jan. 16, 2011 vs. Edmonton. Over the past 21 years, he has earned a reputation as one of hockey's most articulate and informative analysts. He has also been an active member of the Orange County community since joining the Ducks, participating in numerous charitable events on behalf of the club.

Hayward has also called national games for NBC, ABC, ESPN, ESPN2 and CBC. He appeared as an analyst for the "NHL on NBC," which included work at the 2014 Stadium Series Game at Dodger Stadium and the 2006 Olympic Winter Games in Torino, Italy. He also served as color commentator for the 2004 World Cup of Hockey on ESPN's telecasts of the event. In 1998, he was a roving reporter during the Stanley Cup Final for ESPN, where he had the distinction of interviewing President Bill Clinton during a game in Washington.

After earning All-American honors as a goaltender at Cornell in 1982, Hayward went on to play in the NHL with the Winnipeg Jets, Montreal Canadiens, Minnesota North Stars and San Jose Sharks. In 1984-85, Hayward established a franchise record by winning 33 games with the Jets.

In Montreal, he teamed with Patrick Roy to win the William M. Jennings Trophy three consecutive years (1987-89) as the team allowing the fewest goals over the course of the regular season. Hayward also appeared in the Stanley Cup Final in 1986 with Montreal and 1991 with Minnesota.

A member of the inaugural San Jose Sharks in 1991-92, Hayward gained experience as an analyst on select Sharks games while sidelined with injuries. When a back injury forced a premature end to his playing career, he became a full-time broadcaster with the Ducks.

A native of Toronto, Ontario, Hayward holds a degree in business management from Cornell. He resides in Anaheim Hills with his wife, Angela, and daughter, Courtney.

RADIO INFORMATION



STEVE CARROLL

RADIO PLAY-BY-PLAY

Steve Carroll is in his 16th season as radio play-by-play voice of the Anaheim Ducks in 2014-15, having called 1,109 regular-season games since joining the club. A veteran of 39 years as a play-by-play announcer, Carroll joined the Ducks in 1999-00 celebrated his 1,000th regular-season broadcast with Anaheim on Mar. 2, 2013 vs. Phoenix.

After landing his first play-by-play job as voice of the Mineral Area Junior College Men's Basketball Team (Flat River, Missouri) in 1976, Carroll has gone on to broadcast in several sports at both the college and professional levels. The long list of baseball teams includes the Los Angeles Angels of Anaheim, the Nashville Sounds (Triple-A), Huntsville Stars (Double-A) and Iowa Cubs (Triple-A). He has been employed in nine states and has called action in every state with the exception of Alaska and Idaho. At one point in the mid-1990s, Carroll was in Nashville broadcasting for five teams in three sports while freelancing for a newspaper. His work included covering the Nashville Knights of the ECHL and Vanderbilt University basketball and football (radio and television).

Carroll joined the Ducks after spending the previous two seasons handling the radio play-by-play duties for the New Orleans Brass of the ECHL, including serving in the communications, media relations and corporate sales departments. He also called games for the New Orleans Zephyrs, a Triple-A affiliate of the Houston Astros, from 1996-98. In addition, he handled play-by-play for the New Orleans Storm professional soccer team.

Carroll has previous NHL broadcasting experience with the Philadelphia Flyers, serving as radio play-by-play announcer for the 1995-96 season. He also called action for the New Haven Nighthawks of the AHL during the 1985-86 season and the Des Moines Buccaneers (USHL) from 1981-85.

A native of St. Louis, MO, Carroll is also a contributor to AnaheimDucks.com, the club's official team website. On behalf of the team, he's served as an emcee at several charity events during the season and in the summer months. Along with his work with the Angels in 2011 as co-host of "Angels Today," Carroll also co-hosted "This Week in Angels Baseball" for two years on Adelphia Cable in Southern California.

Steve and his wife, Rhonda, reside in Ladera Ranch.



DAN WOOD

RADIO COLOR ANALYST

Dan Wood is in his sixth season as radio color analyst for the Anaheim Ducks, having called 376 regular-season games through 2013-14. Wood, who was named to his position on Aug. 24, 2009, joins Steve Carroll in the Ducks radio broadcast booth for all pre-, regular and postseason games, led by flagship station AM 830 KLAA. In addition to his duties as radio color analyst, Wood also contributes

to AnaheimDucks.com.

An 18-year veteran writer of NHL hockey, Wood covered the Ducks for the Orange County Register from 2000-09, including the club's run to the 2007 Stanley Cup championship. Prior to joining the Register, Wood covered the San Jose Sharks for the Contra Costa Times from the team's inception in 1991 until 2000.

A professional sportswriter since June 1980, Wood previously covered Stanford University football, men's and women's basketball, Bay Area college baseball and St. Mary's College basketball, as well as high school and local sports.

Born in Ely, NV, Wood grew up in Livermore, CA, in the East Bay portion of the San Francisco Bay Area. He graduated from Livermore High School in 1976 and San Jose State University in 1980 (journalism major, sociology minor). He currently resides in Anaheim Hills with wife, Kim, and son, Kenny. His daughter, Jennifer, resides in Nashville, TN.



JOSH BREWSTER

RADIO POSTGAME HOST

Josh Brewster is in the midst of his ninth season as host of "Duck Calls" on AM 830 following all Anaheim Ducks games. The call-in show offers fans an opportunity to discuss the game and converse with a wide variety of guests, including players, broadcasters, writers and executives from the world of hockey.

In addition to hosting "Duck Calls," Brewster appears weekly on Sirius/XM NHL Network Radio and serves as editor-in-chief of his website, Hockeytalk.biz. On television, he provided color commentary for Team USA at the World University Games for Fox College Sports and has narrated programs on Animal Planet and USA Network. Brewster has also written for NHL.com, *The Hockey News* and *Hockey Digest*. His career in hockey media is profiled in the book, "Living the Hockey Dream" by Brian Kennedy.

A native of Buffalo, NY, Brewster resides in Los Angeles with his wife, Catherine, and sons, Brent and Shane.

AM 830

AM830 KLAA is entering its ninth season as the radio home of the Anaheim Ducks. Play-by-play announcer Steve Carroll is in his 16th season calling the action and will be joined again by analyst Dan Wood for the sixth consecutive year. AM830 KLAA is a locally-owned 50,000-watt radio station providing both live sports and a sports talk format serving Southern California.

AM830 KLAA is the flagship station for both the Anaheim Ducks and Angels Baseball. In addition, the station has live coverage broadcasts of Notre Dame, Cal and other select NCAA football games, along with the San Francisco 49ers and other NFL games. AM830 KLAA features the Travis Rodgers Show weekday mornings from 6 a.m.-10 a.m. and The Sports Lodge with Roger Lodge from 3 p.m.-7 p.m. AM830 KLAA also carries the ESPN Radio Network between 10 a.m.-3 p.m.



Skyview Networks serves as the official radio network provider of the Anaheim Ducks.

Skyview Networks focuses on broadcast network solutions for play-by-play sports, news and syndicated radio. Currently, Skyview provides the broadcast services for over 60 professional and over 60 collegiate sports organizations, and effective Jan. 1, 2015, ABC Radio.

Skyview's services include satellite distribution, full network automation, affiliate relations, inventory management systems and national audio sales with advertising solutions for radio, television, print, signage and web. For more information, visit skyviewnetworks.com.

HONDA CENTER



Nestled in the heart of Orange County, Honda Center stands as one of the premier entertainment and sports venues in the country. Opened in 1993, the venue is owned by the City of Anaheim and managed by Anaheim Arena Management, LLC. Home to the 2007 Stanley Cup champion Anaheim Ducks, the arena annually hosts several top-name concerts, exciting sporting events and family favorites such as the Harlem Globetrotters, Stars on Ice and Ringling Bros. and Barnum & Bailey Circus. In 2014, capacity crowds have filled Honda Center for world class acts such as Sting, Paul Simon, Cher, P!nk, Miley Cyrus, Lionel Richie and more.

Officially opened in October 2013, The Grand Terrace is an iconic addition to the fan experience at Honda Center. The 15,000-square-foot indoor-outdoor space features more than 100-feet of bar space, unique menu items and service of the highest degree, all in an atmosphere that is uniquely Orange County. As part of the largest renovation in venue history, The Grand Terrace Project also brought a brand new 220-seat public restaurant and an expanded Anaheim Ducks team store to Honda Center. Newly installed, the state-of-the-art Cisco

StadiumVision system utilizes more than 500 new high-definition monitors and nearly 40 new video walls to provide a multimedia experience unmatched by any other facility on the west coast. Other recent upgrades include the addition of free public WiFi and multiple upgraded food and beverage options.

Honda Center offers fans a facility that is both beautiful to behold and a delight in which to view any event, reflecting state-of-the-art design in both form and function. Hosting an average of 163 events and 1.6 million guests annually, the arena affords visitors incredibly comfortable seating and some of the best sight lines and proximity to the action found anywhere.

Honda Center also recently introduced a new curtaining system, which allows for three distinct seating configurations; a full arena set-up, The Theatre at Honda Center and a lower-bowl only option. The innovative new program gives Honda Center the ability to host events ranging from 3,500 to more than 18,000, while at the same time keeping the consistent feel of a packed house.

The arena has three levels of seating. Closest to the arena floor is the Plaza Level with 5,200 seats and 39 luxury suites. Just 21 rows above ice, the exclusive Pacific Premiere Club Level is accessible only to Premium Seat holders. It contains 1,750 seats, 44 luxury suites, The Grand Terrace and the Jack Daniel's Old No. 7 Club. The third level, the Terrace Level, has a total of 9,200 easily accessible seats.

The arena is located in Orange County, east of the 57 (Orange) freeway on Katella Avenue. Five major freeways (57, 22, 5, 91, 55) are conveniently located within a five-mile radius of the facility.

HONDA Center

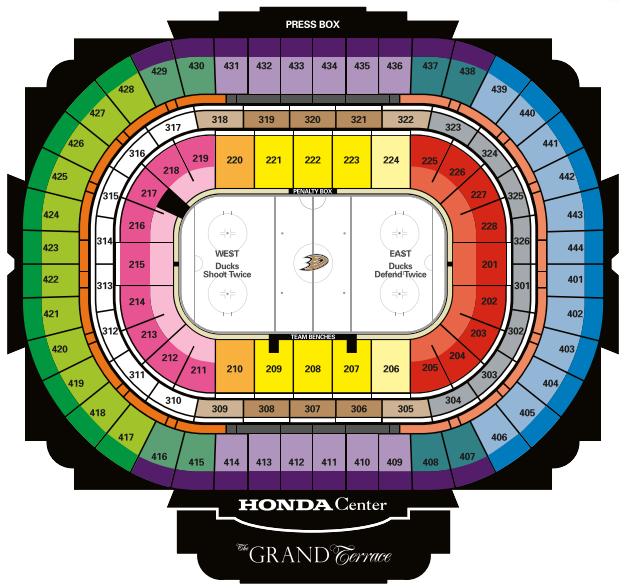
Location Site: 2695 East Katella Avenue (at Douglass, east of 57 freeway)

Seating Capacity (including Suites): 17,174 for hockey and other rink events; 18,366 for basketball; 18,900 for center stage events; 18,325 for end stage events and 7,000 for Theatre events. Seating is customized per event.

Arena Highlights: NCAA Men's Basketball Tournament First and Second Round (2008), NCAA Men's Basketball Tournament Western Regionals (1998, 2001, 2003, 2011, 2014), 1999 NCAA Frozen Four, UFC 63, UFC 59, UFC 76, UFC 121, UFC 157, UFC on FOX 1, World Gymnastics Championships, 2004 U.S. Team Trials - Gymnastics, 2005 World Badminton Championships, U2, Bette Midler, Paul McCartney, Eagles, Barbra Streisand, AC/DC, Andrea Bocelli, Tim McGraw, Madonna, Prince, Van Halen, Jimmy Buffett, Bon Jovi, Billy Joel, the John R. Wooden Classic, The Wooden Legacy, Bruce Springsteen, Roger Waters, Celine Dion, Elton John, The Rolling Stones.

Attendance: Since 1993, more than 34 million fans have been entertained at Honda Center, enjoying more than 3,400 events.

TICKET INFORMATION



2014-15 DUCKS TICKET PRICING

	AVERAGE FULL SEASON PRICE/GAME	AVERAGE HALF SEASON PRICE/GAME	AVERAGE MINI PLAN PRICE/GAME	AVERAGE INDIVIDUAL PRICE/GAME
Glass	\$225	---	---	\$310
Plaza Center	\$108	\$117	\$123	\$140
Plaza Main West	\$100	\$107	\$110	\$128
Plaza Main East	\$85	\$94	\$102	\$112
Plaza Goal Lower West	\$85	\$91	\$96	\$115
Plaza Goal Lower East	\$80	\$86	\$90	\$107
Plaza Goal Upper West	\$65	\$75	\$80	\$91
Plaza Goal Upper East	\$54	\$68	\$70	\$80
Ducks Only Premium Seats	\$87	\$88	\$91	\$101
Terrace Lower Center (Row A)	\$57	\$66	\$72	\$80
Terrace Lower Center	\$56	\$64	\$70	\$78
Terrace Lower West (Row A)	\$43	\$50	\$53	\$64
Terrace Lower West	\$41	\$48	\$51	\$62
Terrace Lower East (Row A)	\$38	\$45	\$48	\$54
Terrace Lower East	\$36	\$43	\$46	\$53
Terrace Center	\$33	\$36	\$37	\$42
Terrace Main West	\$26	\$32	\$35	\$41
Terrace Main East	\$24	\$30	\$34	\$40
Terrace Center Upper	\$21	\$28	\$34	\$37
Terrace Goal West	\$21	\$27	\$32	\$35
Terrace Goal East	\$19	\$25	\$30	\$35
Terrace Value West	\$17	\$19	\$20	\$30
Terrace Value East	\$16	\$18	\$19	\$30



Home of the Jr. Ducks, Lady
Ducks & Anaheim Ducks High
School Hockey League

ICE RINKS

ANAHEIM ICE (714) 535-7465

LAKELWOOD ICE (562) 429-1805

WESTMINSTER ICE (714) 248-9611

YORBA LINDA ICE (714) 692-8776

INLINE RINKS

CORONA INLINE (951) 279-7465

HUNTINGTON BEACH INLINE (714) 901-2629


IRVINE INLINE (949) 559-9949



www.The-Rinks.com

THE RINKS OFFER

- Youth & Adult Hockey
- Public Skating
- Figure Skating
- Youth & Adult Learn to Play Programs
- Learn to Skate
- Curling
- Birthday Parties



www.anaheimducks.com/learntoplay
www.anaheimducks.com/adultlearntoplay
www.the-rinks.com

THE NAME, LOGO & COLORS



The official team colors and logo were unveiled on June 7, 1993.

HOW IT ALL BEGAN

On October 2, 1992, Walt Disney Pictures released the hit movie "The Mighty Ducks" and created a new wave of excitement among the nation's youth and ice hockey. Starring Emilio Estevez and a band of kids who learn to play and win as a team, "The Mighty Ducks" grossed \$51 million at the box office and served as the inspiration for the name of the Walt Disney Company's NHL club.

The original official team colors and logo were unveiled on June 7, 1993, and Mighty Ducks merchandise was immediately propelled into one of the top sellers in all of professional sports.

Purple, jade, silver and white were chosen as the team's colors while an attractive crest featuring a duck head-shaped hockey mask was chosen to give the club its own unique identity. As a testament to the logos popularity, the Ducks original jersey was named the "most fashionable" uniform in all of sports at the inaugural ESPY awards in 1997.

A NEW LOOK UNVEILED

In the spring of 2005, Henry and Susan Samueli entered into an agreement with the Walt Disney Company to purchase the Ducks franchise. In the Samueli's first year of ownership, the Ducks set then-franchise records for overall wins (43) and standings points (98). Entering the 2006 Playoffs as the Western Conference's sixth seed, the Ducks upset the third-seeded Calgary Flames in a thrilling seven-game series and went on to sweep the Colorado Avalanche before losing to the Edmonton Oilers in the Western Conference Finals.

On June 22, 2006, a new era began for the franchise as the team became officially known as the Anaheim Ducks. In addition, a new logo and color scheme was unveiled. The new look and identity of the Ducks were a collaborative effort, mixing opinions of fans as well as Ducks players, ownership and management. All parties involved unanimously decided to go beyond simply altering the original concept of an aggressive duck character.

In shaping the new design, the focus was sharpened to create an overall image that expressed excitement, speed and a competitive edge. In addition, a classic color palette of black and metallic gold was developed, with an accent of orange as a metaphorical link to the team's Orange County home.

The result is a strong, typographic mark anchored by a stylized "D" that echoes the image of a duck's foot or footprint. The custom typography has a powerful forward momentum and is made up of metallic gold letters with orange drop-shadows and a black holding shape. The new uniforms are an evolution of the earlier sweater design but with gold, white and orange sweeping stripes influenced by the curves of the "D" in the Ducks logo.

Set with a new look for the 2006-07 season, the Ducks made history and won the Stanley Cup. The club also won its first-ever Pacific Division title, spending the final 72 games and 163 calendar days atop the division. Anaheim once again broke club records in wins (48) and standings points (110). The Ducks defeated Minnesota (4-1), Vancouver (4-1), Detroit (4-2) and Ottawa (4-1), becoming the first West Coast team to win the Stanley Cup since the 1925 Victoria Cougars and the first U.S. team on the West Coast to win it since the 1917 Seattle Metropolitans.



THE NAME, LOGO & COLORS



THIRD JERSEYS

The Ducks have appeared in four third jerseys (each pictured). Anaheim's first alternate sweater was a cartoon Duck breaking through a sheet of ice. The club moved to a more classic approach with its next two sweaters, using black with dark plum, silver and white accenting as its color palate for the alternate jersey worn during the 2003-04 and 2005-06 seasons.

The most recent third jersey debuted on Nov. 26, 2010. A black sweater with orange sleeves and side panels, it featured the "D" foot placed prominently on the chest. The shoulder patch integrated the original Mighty Ducks logo into a new oval mark, linking the team's past and present.

STADIUM SERIES

The Anaheim Ducks and Los Angeles Kings wore specially designed jerseys and uniforms for the 2014 Coors Light NHL Stadium Series™ contest at Dodger Stadium on Saturday, Jan. 25, 2014. Anaheim's jersey featured a chrome-treated "D" logo, unique to the 2014 Coors Light NHL Stadium Series™ contest and inspired from the chrome details in the NHL shield. The Ducks Stadium Series jersey was orange, currently an accent color in the club's primary logo.

Anaheim's orange jersey for the game included enlarged player numbers for improved visibility in an outdoor venue, as well as a shoulder logo to signify the geographic rivalry between the Ducks and Kings. An interlocked "OC" logo appeared on the left shoulder of the Ducks' Stadium Series jersey. The NHL Stadium Series jersey was designed with creative input from the Ducks, Reebok and the NHL.



FROM THIRD TO PRIMARY

Beginning with the 2014-15 season, the club's 2010-14 third jersey was transformed into the new primary sweater. A white "road" version of the jersey was added. Both versions of the jersey now incorporate white laces and permanent integration with the "D" on both sweaters.

COMMUNITY INVOLVEMENT

ANAHEIM DUCKS COMMITMENT TO THE COMMUNITY

The Anaheim Ducks take pride in serving the Southern California community through a variety of charitable fundraisers, educational programs and outreach activities, as well as the Anaheim Ducks Foundation. Together, the Anaheim Ducks and Honda Center strive to be actively involved in the local community. This commitment ranges from in-kind donations, charity tickets, recreational and educational programs, and the dedicated involvement of players, coaches, broadcasters, staff and mascot.



ANAHEIM DUCKS FOUNDATION

The mission of the Anaheim Ducks Foundation is to facilitate and support programs that produce positive change for children and families throughout Southern California by providing educational opportunities, broadening access to the sport of hockey and addressing the health and wellness needs of our community.

The primary beneficiary of the Anaheim Ducks Foundation is Anaheim Ducks S.C.O.R.E. (Scholastic Curriculum of Recreation & Education): a free program with standards-based curriculum including resources and incentives for teachers and students. Through the establishment of two major initiatives, In-Class Education and Physical Education, Ducks S.C.O.R.E. uses hockey to teach educational themes, reinforce the importance of positive character building and reward youth for their dedication pursuing academic excellence.

The Anaheim Ducks Foundation also funds Anaheim Ducks Learn to Play powered by Ryan Getzlaf & Corey Perry, which offers first-time hockey players the chance to get on the rink in full hockey equipment for free. Players receive instruction on the basics of hockey and skating. Participants in Anaheim Ducks Learn to Play are provided with an equipment bag, helmet, shin guards, hockey pants, elbow pads, shoulder pads, gloves and a jersey to use for the four-week session in order to be fully protected on the rink.

POWER PLAY!

Each season, the staff, Season Ticket Holders and corporate partners of the Anaheim Ducks and Honda Center team up to volunteer for a day of beautification projects at locations such as local schools and the Boys and Girls Clubs of Anaheim. From painting, cleaning or planting trees, the Power PLAY! is a great day for the volunteers to give back to the community.

ANAHEIM DUCKS ANNUAL GOLF CLASSIC

The annual Anaheim Ducks Golf Classic presented by Honda features Anaheim Ducks players as the celebrity fifth player for a round of golf alongside Ducks fans and supporters. The Golf





Classic raises funds to benefit the Anaheim Ducks Foundation.

The Anaheim Ducks Golf Classic presented by Honda offers on-course contests, along with a pre-shotgun program where event sponsors draft the Anaheim Ducks player who joins their foursome for an exciting afternoon of golf.

ANAHEIM DUCKS JUBILEE

The Anaheim Ducks Jubilee stands as the team's annual themed/costumed cocktail party which gives Ducks fans and Orangewood Children's Foundation supporters the chance to dance, dine and play casino-style games alongside Ducks players and coaches. Guests also have the opportunity to bid on an assortment of silent auction items, as well as enter to win a variety of unique prizes in the evening's opportunity drawings.

Proceeds from the Anaheim Ducks Annual Jubilee assist 44 Women for Children, an auxiliary of Orangewood Children's Foundation, in its scholarship efforts for Orangewood's foster youth. The mission of the Orangewood Children's Foundation is to end the cycle of child abuse by providing innovative programs focused on prevention, care, emancipation and public awareness.

LA CASA GARCIA'S WE GIVE THANKS

Honda Center and the Anaheim Ducks are proud to host We Give Thanks each Thanksgiving Day with local nonprofit partner We Give Thanks, Inc., and La Casa Garcia restaurant. This annual

event at Honda Center provides a complimentary Thanksgiving dinner for local residents who might go without a meal during the holiday. For over 20 years, We Give Thanks has been serving meals to people in need, with more than 200,000 free meals being donated to the community.

More than 15,000 local residents fill the parking lot of Honda Center to enjoy a traditional Thanksgiving meal and entertainment throughout the day. Ducks players, coaches and front office staff participate with their families to serve meals and give thanks on this special Thanksgiving holiday.

DUX IN TUX

Dux in Tux presented by Honda is an Anaheim Ducks signature event where players trade in their skates for the evening to take on the role as celebrity sous chefs, joining Orange County's finest chefs to provide guests an evening of fabulous food and fun - all to benefit a great cause. Proceeds from Dux in Tux presented by Honda benefit the Anaheim Ducks Foundation.

The evening includes a silent auction, opportunity drawing and live auction filled with Ducks memorabilia and unique player experiences. Dux in Tux presented by Honda is the ideal night for Ducks fans to interact with their favorite Ducks players, all while enjoying a night of fine dining, quality service and exceptional cuisine.



COMMUNITY INVOLVEMENT



LADY DUCKS FASHION SHOW LUNCHEON

In the Spring, the Lady Ducks - wives and significant others of players, coaches and executive management - show off their fashion sense by hosting the Anaheim Lady Ducks Fashion Show Luncheon benefiting CHOC Children's.

The event gives attendees the chance to spend the afternoon enjoying lunch with Ducks players and a fashion show featuring members of the team, their wives/significant others and CHOC Children's ambassadors walking the runway as they show off the latest spring fashion trends. The Fashion Show Luncheon includes a VIP reception, as well as a silent and live auction, jam-packed with Ducks and other sports memorabilia, fantastic vacation packages and beautiful jewelry.

ANAHEIM LADY DUCKS

The Anaheim Ducks Wives and Significant Others group, the Lady Ducks, are committed to assisting the local Southern California

community through fundraising and volunteerism. Through their dedication to the community, they have assisted such organizations as CHOC Children's, The Wooden Floor, Share Our Selves and OC Animal Care. They have also assisted in game-night activities, including the Holiday Spark of Love Toy Drive; Book Drive to provide Ducks S.C.O.R.E. schools with books for their classrooms and libraries; OC Animal Care pet supply drive for the local animal shelter; and the NHL Hockey Fights Cancer awareness night at Honda Center.

HOLIDAY SHOPPING SPREE

The Anaheim Ducks host an annual Holiday Shopping Spree, which provides students from The Wooden Floor - a nonprofit organization serving low-income Santa Ana youth - the unique and fun opportunity to load up their shopping carts with necessities and gifts for their families in celebration of the holiday season. Accompanied by



the Lady Ducks, The Wooden Floor students shop for new clothes, school supplies, and other essentials as a special holiday treat, all underwritten by the Anaheim Ducks.

The Wooden Floor is one of the nation's most innovative after-school programs with a mission to empower low-income youth from diverse backgrounds to strengthen self-esteem, self-discipline and a sense of accomplishment through dance, academic and family programs. For the ninth consecutive year, 100% of The Wooden



COMMUNITY INVOLVEMENT



Floor students graduated high school in spring 2013 and immediately enrolled in college, compared with 63% of their socioeconomic peers nationally.

ANAHEIM DUCKS ALUMNI ASSOCIATION

The Anaheim Ducks Alumni Association is comprised of a group of former Ducks players who are actively involved in the Anaheim Ducks community initiatives. Ducks Alumni members have participated in charitable events such as the San Manuel Rivalry Hold'em Poker Challenge, Ducks Alumni charity hockey games and THE RINKS Holiday Skate. The alumni are an enthusiastic group, looking to contribute to



the community goals of the organization and provide a great way for fans to interact with some of their favorite Ducks of the past.

STAFF VOLUNTEERING

The Anaheim Ducks are committed to making an impact in the community at all levels of the organization. The Anaheim Ducks, Honda Center and THE RINKS employees are dedicated to volunteering their time to a variety of local nonprofit organizations. Known as the Flight Crew, the group has participated in activities such as tree planting to benefit Music for Relief; ice skating parties with Boys & Girls Clubs of Anaheim; trips to the Ringling Bros. and Barnum & Bailey Circus with children from Big Brothers Big Sisters of Orange County; assisting children at The Shea Center during equine therapeutic riding sessions; blood drives for the American Red Cross; clothing drives for the Goodwill of Orange County; and team building on a ropes course and zip-lining with Special Olympics Southern California athletes.

The Ducks, Honda Center and THE RINKS employees share the Anaheim Ducks commitment to the community and throughout the year, are actively engaged in assisting the community through volunteer service.

VISITS AND APPEARANCES

Each season, the Anaheim Ducks appear at a variety of organizations and community events. The Ducks make regular visits to CHOC Children's, visit local schools as part of the team's S.C.O.R.E. program, attend youth hockey clinics and rinks outreach efforts, and appear at local youth organizations, special events, charitable fundraisers and much more.



DONATIONS

The Anaheim Ducks are dedicated to assisting charitable organizations throughout Southern California to raise funds by providing auction items for local events. Organizations interested in requesting a donation must be a 501(c)(3) agency located in Southern California. Requests must be submitted at least eight weeks prior to the date of the event online via AnaheimDucks.com/donationrequests.

GAME NIGHT ACTIVITIES

Anaheim Ducks games are a great opportunity to feature local nonprofit organizations and help highlight the needs in the community. Each season, the Ducks host a variety of activities at home games, including awareness nights for the NHL initiative Hockey Fights Cancer presented by Loma Linda University Health, Military Appreciation Night presented by GovX, S.C.O.R.E. Night and CHOC Night. In addition, the Ducks hold toy drives throughout the month of December, a pet adoption event for OC Animal Care, as well as in-game Ducks memorabilia auctions to benefit the Anaheim Ducks Foundation and numerous other nonprofits.

SURPRISE PUCK FUNDRAISER

Each season, the Anaheim Ducks Foundation sells a commemorative series Surprise Puck Set, featuring four limited edition pucks with proceeds benefiting the Anaheim Ducks Foundation. Fans pick an individually wrapped puck at random and receive either a Ducks player-autographed commemorative puck or one of 23 surprise orange pucks. The lucky winners of the commemorative Surprise Puck Fundraiser win a variety of great Ducks prizes such as memorabilia and meet-and-greet opportunities.

ANAHEIM DUCKS CHARITY TICKET PROGRAM

Through the generous donations of Anaheim Ducks corporate partners, players, management and fans, the Ducks are able to provide tickets throughout the season to 501(c)(3) charitable organizations in Orange County and surrounding areas. For more information on the Anaheim Ducks Charity Ticket Program, please call 877-WILDWING.

THE CITY OF ANAHEIM




The City of Anaheim, founded in 1857, is one of the nation's premier municipalities and is one of California's most populous cities. Anaheim covers 50 square miles with more than 346,000 residents and more than 2,900 City employees. The municipal corporation's annual budget is \$1.6 billion. Anaheim supports a thriving business community with companies such as Carl Karcher Enterprises, Inc., L-3 Communications, Pacific Sunwear, and Disneyland Resort. Successful sports franchises call Anaheim home, including the Anaheim Ducks, Angels Baseball, the U.S. Men's National Volleyball Team, and the 2012 Olympic Games Silver Medal winning U.S. Women's National Volleyball Team. Anaheim also boasts world-class meeting and entertainment venues with the Anaheim Convention Center, LEED-certified and the largest on the west coast, Honda Center, City National Grove of Anaheim, Anaheim GardenWalk, and Angel Stadium of Anaheim. In addition, Anaheim embraces its vibrant cultural arts community, including the world-renowned Anaheim Ballet. Annually, Anaheim welcomes millions of visitors to the city, truly making it where the world comes to live, work and play. For more information, please visit www.anaheim.net.



PLAYERS





BRYAN ALLEN

5

SHOOTS: Left **HEIGHT:** 6-5 **WEIGHT:** 223 **AGE:** 34; turns 35 on August 21, 2015
BORN: August 21, 1980; Kingston, Ontario **HOMETOWN:** Kingston, Ontario
ACQUIRED: Signed as a free agent, July 1, 2012
DRAFTED: By Vancouver in the first round (fourth overall) of the 1998 NHL Entry Draft
2013-14 REAL TIME STATISTICS

TOI/GM: 17:33 **SHFT/GM:** 24.1 **FO% (FW/FL):** 0.0 (0/0)

2013-14:

Appeared in his 13th NHL season and second with Anaheim...collected 0-10=10 points with a career-high +20 rating and 75 PIM in 68 games...led club defensemen in PIM and ranked fourth overall in blocked shots (118)...reached double digits in assists for the fifth time in his career with his 10th of the season, Apr. 7 @ VAN...appeared in his 100th game as a Duck on Mar. 23 vs. FLA, picking up his ninth assist of the season in a 6-2 victory...competed in his 700th career NHL game, Mar. 20 @ SJ...missed five games due to a lower-body injury, Jan. 7-15...missed three games with a lower-body injury, Nov. 26-30...earned his 100th career NHL assist in a 6-3 win, Nov. 2 @ BUF...tied a franchise record with a career-high +5 rating in a 6-0 home-opening victory, Oct. 10 vs. NYR.
PLAYOFFS: Appeared in his second straight postseason with Anaheim, scoring one goal with 28 PIM in all 13 games vs. Dallas and Los Angeles...scored his first career playoff goal (Lehtonen) in Game 4 of the First Round, Apr. 23 @ DAL...ranked second on the club in PIM, a playoff career high.

CAREER:

Signed a three-year contract with Anaheim through 2014-15, July 1, 2012...was acquired by Carolina from Florida in exchange for Sergei Samsonov, Feb. 28, 2011...along with Todd Bertuzzi and Alex Auld, was acquired by Florida from Vancouver in exchange for Roberto Luongo, Lukas Krajcek and a sixth-round selection in the 2006 NHL Entry Draft, June 23, 2006...**2012-13:** Appeared in his 12th NHL season and first with Anaheim, collecting 0-6=6 points with 34 PIM and a +1 rating in 41 contests...ranked third on the club in blocked shots (66) and sixth in PIM (34)...made his Ducks debut on Jan. 19 @ VAN, going scoreless in 21:09 TOI...earned his first point as a Duck (assist) in Anaheim's 7-4 win, Feb. 2 vs. LA...was a season-best +2 in a 3-2 victory, Mar. 1 vs. MIN...had a season-best two-game assist streak (0-2=2), Mar. 16-18...appeared in all seven of Anaheim's CQF series contests vs. DET,

earning 0-1=1 point with two PIM and a +1 rating...earned his first career playoff point (assist) on Ryan Getzlaf's goal in Game 2 of the CQF, May 2 vs. DET...**2011-12:** Appeared in his 11th NHL season, his second with Carolina...scored 1-13=14 points with a team-leading 76 PIM in a career-tying 82 games...was one of four Hurricanes to appear in all 82 contests...finished fourth among NHL leaders with 188 blocked shots...appeared in his 600th career NHL game, Apr. 5 vs. MTL...**2010-11:** Split his 10th NHL season with Florida and Carolina, combining for 4-13=17 points with 82 PIM in 72 games...set single-game career highs in assists and points (0-3=3) and recorded a +3 rating, Nov. 5 vs. CAR...missed nine games with a broken foot, Nov. 24-Dec. 11...scored his second career OT goal, Jan. 3 @ CAR...appeared in his 500th career NHL game, Feb. 27 vs. NJ...was acquired by Carolina, Feb. 28...recorded five assists (0-5=5) with a +4 rating and 19 PIM in 19 games with the Hurricanes...earned his 100th career NHL point (assist), Mar. 9 vs. ATL...**2009-10:** Appeared in his ninth NHL season, his fourth with Florida...registered 4-9=13 points with 99 PIM in 74 games...among team leaders, ranked first in PIM, second in blocked shots (135) and third in hits (120)...was nominated as the Panthers' candidate for the Masterton Trophy...assisted on the game-tying goal before scoring his first career OT goal in a 3-2 win, Mar. 13 @ SJ...played his 400th career NHL game, Dec. 5 vs. ATL...returned to the ice against CHI in Helsinki, Finland as part of the NHL Premiere after missing 80 games in 2008-09 with a knee injury...**2008-09:** Appeared in his eighth NHL season, his third with Florida...missed the majority of the season recovering from off-season arthroscopic knee surgery and follow-up cartilage surgery...**2007-08:** Appeared in his seventh NHL season, his second with Florida...recorded 2-14=16 points with a +5 rating and 67 PIM in 73 games as an alternate captain...posted his first career multi-assist game, Oct. 24 vs. PHI...appeared in his 300th career NHL game, Oct. 6 vs. NJ...

NHL HIGHLIGHTS

NHL Career Hat Tricks:

None

NHL Career Multiple-Point Games:

9 (0 multiple-goal, 4 multiple-assist)

NHL Career OT Goals:

2, last: Jan. 3, 2011 w/FLA @ CAR (4-3)

NHL Career Highs:

Goals: 1, 29 times (last: Feb. 28, 2012 w/CAR vs. NSH)

Assists: 3, Nov. 5, 2010 w/FLA vs. CAR

Points: 3, Nov. 5, 2010 w/FLA vs. CAR (0-3=3)

PIM: 19, Nov. 30, 2002 w/VAN @ FLA

TOI: 30:22, Oct. 11, 2008 w/FLA vs. ATL

Shots: 5, two times (last: Nov. 14, 2009 w/FLA vs. NYI)

Plus/Minus: +5, Oct. 10, 2013 vs. NYR

Goal Streak: Two games, Mar. 27-28, 2007 (2-1=3)

Assist Streak: Three games, Feb. 20-24, 2007 (0-3=3)

Point Streak: Four games, Feb. 17-24, 2007 (1-3=4)

Penalty Shots: None

First NHL Game:

In a 5-2 VAN win, Feb. 26, 2001 @ MIN

First NHL Point:

A goal in a 3-0 VAN win, Oct. 10, 2002 @ CGY

First NHL Goal:

A goal (Turek) in a 3-0 VAN win, Oct. 10, 2002 @ CGY

Milestones Achieved:

700th NHL game, Mar. 20, 2014 @ SJ

100th game as a Duck, Mar. 23, 2014 vs. FLA

100th NHL point, Mar. 9, 2011 w/CAR vs. ATL

100th NHL assist, Nov. 2, 2013 @ BUF

ALLEN VS. THE NHL

Team	GP	G	A	Pts.	PIM
Anaheim	11	0	2	2	10
Boston	24	1	6	7	31
Buffalo	26	0	2	2	28
Calgary	29	2	3	5	47
Carolina	29	2	9	11	26
Chicago	21	1	2	3	21
Colorado	26	3	2	5	22
Columbus	20	2	4	6	32
Dallas	22	0	3	3	25
Detroit	20	1	1	2	17
Edmonton	26	1	1	2	10
Florida	13	0	1	1	35
Los Angeles	22	0	3	3	30
Minnesota	26	2	2	4	25
Montreal	27	1	3	4	37
Nashville	22	1	1	2	31
New Jersey	24	0	3	3	19
NY Islanders	24	1	6	7	23
NY Rangers	21	0	4	4	19
Ottawa	24	0	0	0	35
Philadelphia	22	0	6	6	29
Phoenix	20	0	2	2	24
Pittsburgh	23	1	6	7	22
San Jose	22	2	2	4	44
St. Louis	21	0	5	5	11
Tampa Bay	35	3	8	11	42
Toronto	27	1	5	6	42
Vancouver	11	0	3	3	11
Washington	36	1	5	6	38
Winnipeg	36	3	5	8	47
NHL Totals	710	29	105	134	833

DEFENSEMAN




2006-07: Appeared in his sixth NHL season, his first with Florida...scored 4-21=25 points with a +7 rating and 112 PIM in 82 games...established career highs in assists, points and games played...had a career-high two-game goal streak (2-1=3), Mar. 27-28, 2007...posted a career-best four-game point streak (1-3=4) from Feb. 17-24...had assists in a career-high three straight games (0-3=3) within the scoring streak...**2005-06:** Appeared in his fifth NHL season with Vancouver, recording 7-10=17 points with a +4 rating and 115 PIM in 77 games...set career highs in goals and PIM in his final season with the Canucks...missed six games with a knee injury, Oct. 27-Nov. 5...**2004-05:** Played for Voskresensk in the Russian Superliga, totaling three assists (0-3=3) in 19 games...**2003-04:** Appeared in his fourth NHL season with Vancouver, scoring 2-5=7 points with 94 PIM in 74 games...also played four games during Vancouver's seven-game, opening-round series loss to Calgary...**2002-03:** Appeared in his third NHL season with Vancouver...scored 5-3=8 points with a career-high +8 rating and 73 PIM in 48 games...netted his first career NHL goal in the season opener, beating Roman Turek on Oct. 10 @ CGY...earned his first career NHL assist, Dec. 15 vs. CGY...also skated in seven AHL games for Manitoba, collecting one assist (0-1=1) with four PIM...**2001-02:** Appeared in his second NHL season with Vancouver, going scoreless with six PIM...played the remainder of the season with Manitoba, earning 7-18=25 points with 121 PIM in 68 games...added his first career postseason point (0-1=1) and eight PIM in five Calder Cup Playoff games...**2000-01:** Made his NHL debut with Vancouver, going scoreless in six games...appeared in his first career NHL game, Feb. 26 @ MIN...also appeared in two games during his NHL postseason debut against Colorado...played the majority of the season with Kansas City (IHL), scoring 5-20=25 points with 99 PIM in 75 games...**1999-00:** Made his professional debut with Syracuse (AHL), scoring 1-1=2 points with 11 PIM in nine games...also made his Calder Cup Playoffs debut, going scoreless with two PIM...missed the majority of the season after suffering a knee injury during training camp with Oshawa (OHL) on Sept. 21...**Miscellaneous:** Represented Canada at the 1999 World Junior Championship, earning 1-2=3 points in seven games...appeared in 148 career OHL games with Oshawa

from 1996-00, collecting 15-34=49 points with 291 PIM...was named to the OHL's First All-Star Team in 1998-99 after recording 7-15=22 points and 77 PIM in 37 games...helped Oshawa to the OHL Championship in 1997, scoring 1-3=4 points in 18 playoff games.

PERSONAL:

Bryan and his wife, Lexie, have a daughter, Layla (6), and a son, Brenner (3)...has hosted his own charity golf tournament in his hometown of Kingston, benefiting Hotel Dieu Hospital's Child Development Centre...started playing hockey between the ages of 3 and 4 in Kingston...his parents were the biggest influence on his career and Wendel Clark was his favorite player...his favorite television show is "Sons of Anarchy" and his favorite movie is "Anchorman"...his favorite sport to play outside of hockey is golf...enjoys watching football and also played soccer and baseball growing up...his most memorable hockey moment is scoring the game-tying goal for Canada in the gold-medal game of the 1999 World Junior Championship.



REGULAR SEASON

PLAYOFFS

Season	Team	League	GP	G	A	Pts.	PIM	+/-	GP	G	A	Pts.	PIM
1996-97	Oshawa	OHL	60	2	4	6	76	-	18	1	3	4	26
1997-98	Oshawa	OHL	48	6	13	19	126	-	5	0	5	5	18
1998-99	Oshawa	OHL	37	7	15	22	77	+14	15	0	3	3	26
1999-00	Oshawa	OHL	3	0	2	2	12	+1	3	0	0	0	13
	Syracuse	AHL	9	1	1	2	11	0	2	0	0	0	2
2000-01	VANCOUVER	NHL	6	0	0	0	0	0	2	0	0	0	2
	Kansas City	IHL	75	5	20	25	99	-15	-	-	-	-	-
2001-02	VANCOUVER	NHL	11	0	0	0	6	+1	-	-	-	-	-
	Manitoba	AHL	68	7	18	25	121	+1	5	0	1	1	8
2002-03	VANCOUVER	NHL	48	5	3	8	73	+8	1	0	0	0	2
	Manitoba	AHL	7	0	1	1	4	+3	-	-	-	-	-
2003-04	VANCOUVER	NHL	74	2	5	7	94	-10	4	0	0	0	2
2004-05	Voskresensk	Russia	19	0	3	3	34	-	-	-	-	-	-
2005-06	VANCOUVER	NHL	77	7	10	17	115	+4	-	-	-	-	-
2006-07	FLORIDA	NHL	82	4	21	25	112	+7	-	-	-	-	-
2007-08	FLORIDA	NHL	73	2	14	16	67	+5	-	-	-	-	-
2008-09	FLORIDA	NHL	2	0	1	1	0	+2	-	-	-	-	-
2009-10	FLORIDA	NHL	74	4	9	13	99	-8	-	-	-	-	-
2010-11	FLORIDA	NHL	53	4	8	12	63	-5	-	-	-	-	-
	CAROLINA	NHL	19	0	5	5	19	+4	-	-	-	-	-
2011-12	CAROLINA	NHL	82	1	13	14	76	-1	-	-	-	-	-
2012-13	ANAHEIM	NHL	41	0	6	6	34	+1	7	0	1	1	2
2013-14	ANAHEIM	NHL	68	0	10	10	75	+20	13	1	0	1	28
NHL Totals			710	29	105	134	833	+28	27	1	1	2	36
Anaheim Totals			109	0	16	16	109	+21	20	1	1	2	30



FREDERIK ANDERSEN 31

CATCHES: Left **HEIGHT:** 6-3 **WEIGHT:** 236 **AGE:** 25; turns 26 on October 2, 2015
BORN: October 2, 1989; Herning, Denmark **HOMETOWN:** Herning, Denmark
DRAFTED: By Anaheim in the third round (87th overall) of the 2012 NHL Entry Draft

2013-14:

Made his NHL debut with Anaheim, posting a 20-5-0 record with a 2.29 GAA and .923 SV% in 28 games...ranked tied for 10th among NHL goaltenders in GAA and tied for eighth in SV%...led rookie netminders in wins, GAA and SV%...posted the best SV% and GAA for a rookie goalie since 2010-11 (Cory Schneider: 2.23 GAA, .929 SV%), while his 20 wins were the most by a rookie since 2011-12...set career highs in saves (49) and shots (52), established a franchise record for most shots faced in a period (26) and tied the club record for saves in a period (24) in a 5-3 win, Mar. 2 vs. CAR...became the third goaltender in NHL history to earn nine-or-more wins in his first 10 games (9-1-0), joining Boston's Frank Brimsek (9-1-0, Nov. 3-Dec. 20, 1938) and Philadelphia's Bob Froese (9-0-1, Jan. 8-Feb. 2, 1983)... was named the NHL's Second Star of the Week for Nov. 4-10 after going 3-0-0 with a 1.33 GAA and .958 SV%...became the first goalie to win his first six NHL games (Oct. 20-Nov. 10) since Dec. 1993 (TOR's Damian Rhodes from Mar. 22, 1991-Dec. 2, 1993) and the first netminder in club history to win his first six NHL games...was the fifth goaltender in Ducks history to win his first career start with a 2-1 victory on Oct. 25 @ OTT, stopping 26-of-27 shots...became the sixth goaltender to win his Anaheim debut and the second to do so in relief with a 6-3 victory in his NHL debut, Oct. 20 vs. DAL...stopped all 24 shots faced as the

first Denmark-born-and-trained goaltender to appear in a game in NHL history...was recalled from Norfolk (AHL), Oct. 18... began the season at Norfolk, going 3-1-0 with one shutout, a 1.96 GAA and .934 SV%...stopped all 33 shots for his fifth career AHL shutout in a 5-0 victory, Oct. 11 vs. Binghamton...
PLAYOFFS: Made his Stanley Cup Playoffs debut, posting a 3-2 record with a 3.10 GAA and .899 SV%...became the youngest goaltender in Ducks history to appear in a postseason game at 24 years and 196 days, third rookie goaltender in club history to play in a playoff game (Tom Askey, 1999; Ilya Bryzgalov, 2006) and the first rookie goaltender to win his playoff debut in Game 1 of the First Round, Apr. 16 vs. DAL... won his second start in as many playoff appearances with a 3-2 victory in Game 2 of the First Round, Apr. 18 vs. DAL... suffered a sprained right MCL in Game 2 of the Second Round on May 8 @ LA and missed the remainder of the series.

CAREER:

Signed a two-year contract extension with Anaheim through the 2015-16 season, Oct. 25, 2013...signed a two-year entry-level contract with the Ducks, July 11, 2012...was originally selected by Carolina in the seventh round (187th overall) of the 2010 NHL Entry Draft...**2012-13:** Made his North American debut with Norfolk in 2012-13, going 24-18-1 with four shutouts, a 2.19 GAA and .929 SV% in 47 appearances...

NHL HIGHLIGHTS

Saves:

49, Mar. 2, 2014 vs. CAR

Shots Faced:

52, Mar. 2, 2014 vs. CAR

Goals Against:

4, three times (last: Mar. 31, 2014 vs. WPG)

Winning Streak:

6, Oct. 20-Nov. 10, 2014

Losing Streak:

None

Shutout Sequence:

89-03, Oct. 20-25, 2013 (spanning two games)

Consecutive Games Played:

3, three times (last: Mar. 29-Apr. 2, 2014)

Consecutive Starts:

3, two times (last: Mar. 29-Apr. 2, 2014)

Penalty Shots:

None

Career Shootout Statistics:

1-0 (4-for-4, 100.0%)

First NHL Game:

In a 6-3 ANA win, Oct. 20, 2013 vs. DAL

First NHL Win:

In a 6-3 ANA win, Oct. 20, 2013 vs. DAL

First NHL Shutout:

None

ANDERSEN VS. THE NHL

Team	GP	MIN	W-L-OT	SO	GA	GAA
Anaheim	-	-	-	-	-	-
Boston	-	-	-	-	-	-
Buffalo	1	60	1-0-0	0	2	2.00
Calgary	2	108	1-0-0	0	6	3.33
Carolina	1	60	1-0-0	0	3	3.00
Chicago	-	-	-	-	-	-
Colorado	-	-	-	-	-	-
Columbus	2	119	1-1-0	0	7	3.56
Dallas	1	40	1-0-0	0	0	0.00
Detroit	-	-	-	-	-	-
Edmonton	1	60	1-0-0	0	2	2.00
Florida	1	58	0-1-0	0	3	3.10
Los Angeles	3	185	3-0-0	0	5	1.62
Minnesota	-	-	-	-	-	-
Montreal	-	-	-	-	-	-
Nashville	2	82	1-0-0	0	4	2.93
New Jersey	-	-	-	-	-	-
NY Islanders	1	60	1-0-0	0	3	3.00
NY Rangers	1	60	1-0-0	0	1	1.00
Ottawa	1	60	1-0-0	0	1	1.00
Philadelphia	1	60	1-0-0	0	3	3.00
Phoenix	-	-	-	-	-	-
Pittsburgh	-	-	-	-	-	-
San Jose	2	118	0-2-0	0	6	3.05
St. Louis	2	120	2-0-0	0	4	2.00
Tampa Bay	-	-	-	-	-	-
Toronto	1	58	0-1-0	0	3	3.10
Vancouver	3	180	3-0-0	0	3	1.00
Washington	-	-	-	-	-	-
Winnipeg	2	23	1-0-0	0	4	2.93
NHL Totals	28	783	20-5-0	0	60	2.29

GOALTENDER



ranked sixth among AHL goaltenders in GAA (third among rookies), second in SV% (first among rookies) and tied for ninth in wins (second among rookies)...won six consecutive starts from Jan. 25-Mar. 1, recording a 1.31 GAA and .954 SV% with two shutouts...led AHL goaltenders with five assists, setting a Norfolk single-season franchise record...was recalled to Anaheim on Jan. 15 and served as Jonas Hiller's backup for the team's season opener on Jan. 19 @ VAN...was reassigned to Norfolk on Jan. 20...**2011-12:** Appeared in 39 games for Frolunda of the Swedish Elite League in 2011-12, posting a 24-14 record with eight shutouts, a 1.67 GAA and .941 SV%...his eight shutouts

established a franchise record, surpassing Henrik Lundqvist's previous mark of seven set in 2003-04...also led the club in GAA and SV%, en route to being named a finalist for the league's 2011-12 Rookie of the Year award...appeared in six playoff games with Frolunda, going 2-4 with a 2.69 GAA and .911 SV%...**2010-11:** Appeared in his third season in Denmark's top league, ranking fourth among league goaltenders in GAA (2.49) and SV% (.920) in 36 games with Frederikshavn...also appeared in 11 postseason games, compiling a 2.34 GAA and .939 SV%...ranked second among league netminders in playoff GAA and third in playoff SV%...**Miscellaneous:** Represented Denmark at four consecutive IIHF World Championships in Finland/Sweden (2012), Slovakia (2011), Germany (2010) and Switzerland (2009)...also represented Denmark at the 2014 Olympic Qualification Tournament in Vojens, Denmark, going 1-1 while leading all Group F goaltenders in GAA (1.01) and SV% (.960)...was 1-5 with a 3.34 GAA and .888 SV% in six World Championship games in 2012, including a 35-save shutout in a 2-0 win over Latvia...went 0-2 with a 3.41 GAA and .910 SV% at the 2011 tournament...made his debut with the men's team at the 2010 World Championship, going 1-1 with a 36-save effort in a 4-1 upset victory against Finland...was also named to the men's team for the 2009 tournament, but did not see action...was a member of the Danish team at the 2008 IIHF World Junior Championship in the Czech Republic.

PERSONAL:

Grew up in Herning, Denmark...spent most of his summer in Newport Beach, CA...favorite restaurant is Selanne Steak Tavern in Laguna Beach...his best hockey memories are his first NHL game and first playoff start...favorite hockey player growing up was Patrick Roy...Twitter handle is @f_andersen30.



REGULAR SEASON

PLAYOFFS

Season	Team	League	GP	MIN	GA	SO	GAA	SV%	W-L-OT	GP	MIN	GA	SO	GAA	W-L
2008-09	Herning	Denmark	22	1249	51	1	2.45	-	-	-	-	-	-	-	-
2009-10	Frederikshavn	Denmark	30	1754	64	6	2.19	-	-	10	607	29	0	2.86	-
2010-11	Frederikshavn	Denmark	36	1953	81	3	2.49	.920	-	11	666	26	-	2.34	-
2011-12	Frolunda	Sweden	39	2335	65	8	1.67	.941	24-14	6	379	17	0	2.69	2-4
2012-13	Norfolk	AHL	47	2685	98	4	2.19	.929	24-18-1	-	-	-	-	-	-
2013-14	Norfolk	AHL	4	245	8	1	1.96	.939	3-1-0	-	-	-	-	-	-
	ANAHEIM	NHL	28	1569	60	0	2.29	.923	20-5-0	7	368	19	0	3.10	3-2
NHL Totals			28	1569	60	0	2.29	.923	20-5-0	7	368	19	0	3.10	3-2
AHL Totals			51	2930	106	5	2.17	.934	27-19-1	-	-	-	-	-	-



FRANCOIS BEAUCHEMIN

23

SHOOTS: Left **HEIGHT:** 6-1 **WEIGHT:** 208 **AGE:** 34; turns 35 on June 4, 2015
BORN: June 4, 1980; Sorel, Quebec **HOMETOWN:** Sorel, Quebec
ACQUIRED: From Toronto in exchange for Jeffrey Lupul, Jake Gardiner and a conditional fourth-round selection in the 2013 NHL Entry Draft, February 9, 2011
DRAFTED: By Montreal in the third round (75th overall) of the 1998 NHL Entry Draft
2013-14 REAL TIME STATISTICS
TOI/GM: 23:05 **SHFT/GM:** 27.4 **FO% (FW/FL):** 0.0% (0/0)

2013-14:

Appeared in his ninth full NHL season, his eighth with Anaheim...scored 4-13=17 points with a career-high +26 rating and 39 PIM in 70 games...ranked tied for fifth among NHL defensemen in plus/minus and 11th in blocked shots (171)...led the team in blocks and ranked second in avg. TOI (23:05)...recorded his 10th career GWG in a 3-2 victory, Apr. 2 vs. EDM...played his 600th career NHL game, Mar. 23 vs. FLA...surpassed Chris Pronger (150) for third on the Ducks' all-time points list for defensemen (151), Mar. 2 vs. CAR...recorded a team-record 11 blocked shots, Jan. 11 @ PHX...missed 10 games with an upper-body injury, Nov. 22-Dec. 11...appeared in his 400th game as a Duck, Oct. 22 @ TOR...tied a career high with a +4 rating, Oct. 13 vs. OTT...was selected as the Ducks' nominee for the 2013-14 Bill Masterton Memorial Trophy by the Anaheim chapter of the Professional Hockey Writers' Association...**PLAYOFFS:** Collected 0-4=4 points with two PIM in 13 Stanley Cup Playoff games vs. DAL and LA...matched a career high with two assists (0-2=2) in Game 1 of the First Round on Apr. 16 vs. DAL, surpassing Rob Niedermayer for seventh on the Ducks' all-time playoff scoring list (28).

CAREER:

Signed a three-year contract extension with Anaheim through the 2014-15 NHL season, Jan. 20, 2012...**2012-13:** Appeared in his eighth full NHL season, his seventh with Anaheim...completed the postseason ranking fourth all-time in Ducks playoff appearances (68)...scored his 10th career playoff goal, surpassing Scott Niedermayer for first in Ducks all-time playoff goals by a defenseman in Game 1 of the CQF, Apr. 30 vs. DET...collected 6-18=24 points, marking his second-highest point total through 48 games in his career...ranked tied for 11th among NHL leaders in plus/minus (+19) and 11th overall in blocked shots (111)...led Anaheim in avg. TOI (23:27), scoring among defensemen and blocked shots, and co-led in plus/minus...was one of three Anaheim players to appear in all 48 regular-season games...scored his 38th career goal as a Duck to surpass Fredrik Olausson for sole possession of third on the club's all-time goals list for defensemen, Apr. 27 vs. PHX...recorded his fourth career multi-goal game (2-0=2), Mar. 18 vs. SJ...earned

1-11=12 points (+11) in February, co-leading all NHL blueliners...set career highs in points (0-4=4) and assists, Feb. 24 vs. COL...appeared in his 500th career game, Feb. 6 @ COL...co-led Anaheim players in postseason scoring, picking up 2-4=6 points with four PIM in the club's seven-game CQF series vs. DET...**2011-12:** Appeared in his seventh full NHL season, his sixth with Anaheim...marked the third time in his career he appeared in all 82 games...led the club in total TOI (2095:23, fourth in the NHL) and average TOI (25:32, seventh in the NHL)...co-led the league in TOI per shift (59 seconds) and led in total short-handed TOI (346:37) and average short-handed TOI (4:13)...his eight goals on the season matched his career high set in 2005-06...among league leaders, ranked third in blocked shots (194)...his nine blocked shots on Jan. 21 vs. OTT set a career high and franchise record...appeared in his 300th contest as a Duck, Jan. 6 vs. NYI...collected his 100th point as a Duck (assist), Nov. 25 vs. CHI...underwent successful surgery to repair a labrum tear in his right shoulder, Apr. 19 (Dr. Ron Glousman)...**2010-11:** Appeared in his sixth full NHL season, split with Anaheim and Toronto...made his fifth career postseason appearance (all with Anaheim) in the club's CQF series vs. NSH...collected two assists for his fourth career multi-assist contest in Game 2 of the CQF, Apr. 15 vs. NSH...played 81 games overall with the Ducks and Maple Leafs, collecting 5-12=17 points with 32 PIM...finished fifth in the NHL with 182 blocked shots...appeared in his 400th career NHL game, Mar. 23 @ DAL...earned his 100th career NHL assist, Feb. 27 vs. COL...**2009-10:** Appeared in his fifth full NHL season, his first with Toronto...appeared in all 82 regular season games for the second time in his career (also 2007-08)...collected 5-21=26 points with 33 PIM...ranked first on the club in blocked shots (155) and avg. TOI (25:27)...appeared in his 300th career NHL game, Jan. 26 vs. LA...collected his 100th career NHL point (assist), Dec. 1 @ MTL...**2008-09:** Appeared in his fourth full NHL season, his fourth with Anaheim...appeared in all 13 postseason contests vs. SJ (CQF) and DET (CSF)...missed 62 games after suffering a torn left ACL, Nov. 14 vs. NSH...scored his second career OT goal, Oct. 29 vs. DET...had a three-game goal streak, Oct. 17-21, establishing a career high while also tying the second

NHL HIGHLIGHTS

NHL Career Hat Tricks:

None

NHL Career Multiple-Point Games:

31 (4 multiple-goal, 18 multiple-assist)

NHL Career OT Goals:

2, last: Jan. 13, 2008 vs. SJ (4-3)

NHL Career Highs:

Goals: 2, four times (last: Mar. 18, 2013 vs. SJ)

Assists: 4, Feb. 24, 2013 vs. COL

Points: 4, Feb. 24, 2013 vs. COL (0-4=4)

PIM: 12, Jan. 18, 2012 vs. CBJ

TOI: 34:45, Oct. 15, 2007 vs. DET

Shots: 7, three times (last: Nov. 2, 2010 w/TOR vs. OTT)

Plus/Minus: +4, three times (last: Oct. 13, 2013 vs. OTT)

Goal Streak: Three games, Oct. 17-21, 2008 (3-0=3)

Assist Streak: Seven games, Jan. 26-Feb. 8, 2006 (0-8=8)

Point Streak: Seven games, Jan. 26-Feb. 8, 2006 (0-8=8)

Penalty Shots: None

First NHL Game:

In a 6-3 MTL loss, Feb. 27, 2003 vs. MIN

First NHL Point:

An assist in a 4-3 CBJ loss, Oct. 14, 2005 @ ANA

First NHL Goal:

A goal (Gerber) in a 6-2 ANA loss, Dec. 6, 2005 vs. CAR

Milestones Achieved:

600th NHL game, Mar. 23, 2014 vs. FLA

400th game as a Duck, Oct. 22, 2014 @ TOR

100th NHL assist, Jan. 24, 2011 w/TOR @ CAR

100th assist as a Duck, Apr. 10, 2013 vs. COL

100th NHL point, Dec. 1, 2009 w/TOR @ MTL

100th point as a Duck, Nov. 25, 2011 vs. CHI

Milestones Within Reach:

4 points to 200 NHL points

BEAUCHEMIN VS. THE NHL

Team	GP	G	A	Pts.	PIM
Anaheim	3	0	1	1	0
Boston	14	1	3	4	0
Buffalo	15	1	2	3	2
Calgary	29	2	8	10	26
Carolina	13	3	3	6	8
Chicago	22	1	10	11	12
Colorado	23	3	7	10	8
Columbus	22	4	8	12	36
Dallas	41	0	7	7	27
Detroit	23	1	4	5	18
Edmonton	29	1	4	5	15
Florida	13	1	1	2	12
Los Angeles	47	3	14	17	41
Minnesota	22	1	4	5	4
Montreal	15	1	5	6	4
Nashville	23	2	2	4	14
New Jersey	11	1	2	3	4
NY Islanders	10	1	1	2	4
NY Rangers	15	0	1	1	6
Ottawa	16	1	3	4	8
Philadelphia	11	0	2	2	6
Phoenix	39	5	6	11	17
Pittsburgh	11	1	4	5	10
San Jose	45	9	13	22	24
St. Louis	23	2	10	12	11
Tampa Bay	11	1	6	7	4
Toronto	6	2	0	2	2
Vancouver	30	1	9	10	17
Washington	14	0	3	3	4
Winnipeg	13	0	3	3	2
NHL Totals	609	49	147	196	346

DEFENSEMAN



longest goal-scoring streak by a Ducks defenseman in club history...**2007-08:** Appeared in his third full NHL season, his third with Anaheim...played all six CQF games against DAL, posting a +2 rating and a postseason career-high 26 PIM in a career-high 82 games...finished the season ranked fourth in the NHL in total TOI (2093:23)...logged a career-high 34:45, Oct. 15 vs. DET...appeared in his 200th game as a Duck, Mar. 3 vs. OTT and his 200th career NHL game, Feb. 2 @ PHI...scored the first OT goal of his career, Jan. 13 vs. SJ...**2006-07:** Appeared in his second full NHL season...finished tied for third among playoff leaders in PPG (4) and third in avg. TOI (30:33)...established a career high for goals in a postseason...scored a PPG in the series-clinching Game 5 of the SCF, June 6 vs. OTT...earned two assists (tying career high) in Game 4 of the WCF, May 17 vs. DET...scored two PPG in Game 2 of the CQF on Apr. 13 vs. MIN, marking the third time in club history a Ducks defenseman had scored two goals in a playoff game...ranked third on the Ducks in TOI during the regular season...had a career-high three assists, Mar. 11 vs. VAN...tied a career high with a +4 rating, Feb. 6 @ SJ...missed 11 games with a lacerated spleen, Dec. 29-Jan. 19...**2005-06:** Appeared in his first full NHL season...scored 3-6=9 points in 16 postseason games with the Ducks, leading all NHL rookie defensemen...during the regular season, was fourth in the NHL in points by a rookie defenseman (36)...was tied for fourth in the NHL in assists by a rookie defenseman (28)...was third in the NHL in TOI among rookies (23:09)...collected two assists, establishing a club rookie record for most assists in a season (21), Mar. 31 vs. DAL...had a career-long seven-game assist streak (0-8=8) from Jan. 26-Feb. 8, eclipsing a franchise rookie record...earned his first career multi-goal game with 2-0=2 points, Jan. 23 @ LA...led all NHL rookie defensemen in scoring with 2-8=10 points in 12 games in December...scored 1-2=3 points (tying a club record for points by a rookie defenseman in a single game), Dec. 14 vs. TB...recorded a then-career high 1-1=2 points (including his first career NHL goal), Dec. 6 vs. CAR...collected his first point as a Duck, Nov. 27 vs. CHI...made his Anaheim debut, Nov. 18 vs. COL...with CBJ, earned his first career NHL point (assist), Oct. 14 @ ANA...**2004-05:** Recorded 3-27=30 points with 55 PIM and a +17 rating in 72 games with Syracuse (AHL)...was claimed off waivers by Columbus, Sept. 14, 2004...**2003-04:** Appeared in 77 games with Hamilton (AHL), recording 9-27=36 points with 57 PIM and a +7 rating...also skated in 10 playoff games, posting 2-4=6 points with 18 PIM...**2002-03:** Split the season between Montreal and Hamilton (AHL)...appeared in 75 games with Hamilton, posting 7-21=28 points with 92 PIM and a +25 rating...also played in 23 playoff games, scoring 1-9=10 points with 16 PIM...made his NHL debut, Feb. 27 vs. MIN...**2001-02:** Appeared in 63 games, split between the AHL and ECHL...skated in 56 games for Quebec (AHL), scoring 8-11=19 points with 88 PIM...also skated in three playoff games with Quebec, registering 0-1=1

point...**2000-01:** Made his professional debut with Quebec (AHL), collecting 3-6=9 points and 44 PIM in 56 games...**Miscellaneous:** Appeared in seven contests with Team Canada at the 2010 IIHF World Championship, serving as an assistant captain for the team...collected 0-1=1 assist with a +1 rating...recorded 42-140=182 points with 416 PIM and a +111 plus/minus rating in 238 QMJHL games with Laval, Acadie-Bathurst, and Moncton...added 5-30=35 points and 94 PIM in 58 career playoff games.


PERSONAL:

Francois and his wife, Marie-Claude, reside in Tustin with their sons, Samuel (8) and Cedric (3), and daughter, Emily (5)...the family returns to their native Sorel, Quebec during the offseason...enjoys fishing, hunting and golfing...loves to prepare spaghetti with his famous meat sauce, a secret family recipe...his first job was delivering the Journal de Montreal newspaper every morning at 5 a.m.



REGULAR SEASON PLAYOFFS

Season	Team	League	REGULAR SEASON							PLAYOFFS				
			GP	G	A	Pts.	PIM	+/-	GP	G	A	Pts.	PIM	
1996-97	Laval	QMJHL	66	7	21	28	132	-	3	0	0	0	2	
1997-98	Laval	QMJHL	70	12	35	47	132	-	16	1	3	4	23	
1998-99	Acadie-Bathurst	QMJHL	31	4	17	21	53	-	23	2	16	18	55	
1999-00	Acadie-Bathurst	QMJHL	38	11	36	47	64	-	-	-	-	-	-	
	Moncton	QMJHL	33	8	31	39	35	-	16	2	11	13	14	
2000-01	Quebec	AHL	56	3	6	9	44	-	-	-	-	-	-	
2001-02	Quebec	AHL	56	8	11	19	88	-	3	0	1	1	0	
	Mississippi	ECHL	7	1	3	4	2	-	-	-	-	-	-	
2002-03	MONTREAL	NHL	1	0	0	0	0	-1	-	-	-	-	-	
	Hamilton	AHL	75	7	21	28	92	-	23	1	9	10	16	
2003-04	Hamilton	AHL	77	9	27	36	57	-	10	2	4	6	18	
2004-05	Syracuse	AHL	72	3	27	30	55	-	-	-	-	-	-	
2005-06	COLUMBUS	NHL	11	0	2	2	11	-6	-	-	-	-	-	
	ANAHEIM	NHL	61	8	26	34	41	+8	16	3	6	9	11	
2006-07	ANAHEIM	NHL	71	7	21	28	49	+7	20	4	4	8	16	
2007-08	ANAHEIM	NHL	82	2	19	21	59	-9	6	0	0	0	26	
2008-09	ANAHEIM	NHL	20	4	1	5	12	-3	13	1	0	1	1	
2009-10	TORONTO	NHL	82	5	21	26	33	-13	-	-	-	-	-	
2010-11	TORONTO	NHL	54	2	10	12	16	-4	-	-	-	-	-	
	ANAHEIM	NHL	27	3	2	5	16	-4	6	0	2	2	2	
2011-12	ANAHEIM	NHL	82	8	14	22	48	-14	-	-	-	-	-	
2012-13	ANAHEIM	NHL	48	6	18	24	22	+19	7	2	4	6	4	
2013-14	ANAHEIM	NHL	70	4	13	17	39	+26	13	0	4	4	2	
NHL Totals			609	49	147	196	346	+6	81	10	20	30	76	
Anaheim Totals			461	42	114	156	286	+30	81	10	20	30	76	



MATT BELESKEY

39

SHOOTS: Left **HEIGHT:** 6-0 **WEIGHT:** 204 **AGE:** 26; turns 27 on June 7, 2015
BORN: June 7, 1988; Windsor, Ontario **HOMETOWN:** Windsor, Ontario
DRAFTED: By Anaheim in the fourth round (112th overall) of the 2006 NHL Entry Draft
2013-14 REAL TIME STATISTICS

TOI/GM: 12:26 **SHFT/GM:** 17.3 **FO% (FW/FL):** 44.4% (8/10)

2013-14:

Appeared in his sixth NHL season with Anaheim, recording 9-15=24 points with a +8 rating and 64 PIM in 55 games...set career highs in points, assists and plus/minus...ranked third on the team and led all forwards in hits (132)...posted three multi-point games, including Apr. 9 vs. SJ (1-1=2), Jan. 9 @ NSH (0-2=2) and Dec. 31 vs. SJ (1-1=2)...scored two GWG, one shy of his career best, including Dec. 31 vs. SJ and Mar. 29 @ VAN...his first GWG of the season sparked a career-high five-game point streak (2-4=6), Dec. 31-Jan. 9...capped the point streak with a career-high two assists on Jan. 9 @ NSH...his second GWG on Mar. 29 @ VAN marked his 19th point of the season to set a career high...collected his 12th assist of the season on Mar. 5 vs. MTL, establishing a career best...tied a personal best with six shots on net (second time) in a 4-3 OT win, Jan. 5 vs. VAN...missed 19 contests due to an upper-body injury, Oct. 10-Nov. 15...played three games with Norfolk (AHL) from Nov. 13-16, scoring one goal (1-0=1)...
PLAYOFFS: Was limited to five Stanley Cup Playoff games due to a groin injury...scored 2-2=4 points with eight PIM...collected his first career postseason GWG and first playoff multi-point game (1-1=2) in Game 1 of the First Round, Apr. 16 vs. DAL...scored his second goal of the postseason in Game 1 of the Second Round, May 3 vs. LA.

CAREER:

Signed a two-year contract extension through 2014-15, July 7, 2013...
2012-13: Appeared in his fifth NHL season with Anaheim...scored 21=3 points with a +1 rating and two PIM in seven CQF games vs. DET...ranked tied for fifth on the team in goals and tied for second in PPG (1)...earned his first career Stanley Cup assist in Game 1 of the CQF,

Apr. 30 vs. DET...scored his second and third career playoff goals in Games 3 (first career PPG) and 4 of the CQF, May 4 and 6 @ DET... appeared in 42 regular-season games, earning 8-5=13 points with a +2 rating and 56 PIM in 42 contests...led the club in hits (103) and ranked second in PIM...scored his first career PPG as part of a two-point night (1-1=2), Apr. 7 vs. LA...collected an assist in his 200th career NHL game, Apr. 3 vs. DAL...missed four contests with an upper-body injury, Mar. 25-31...had a career-tying three-game point streak (2-2=4) from Feb. 15-18, which included goals in consecutive games (2-0=2) on Feb. 15 @ DET and Feb. 16 @ NSH...registered a career-high 12 PIM, Jan. 25 vs. VAN...played in England during the lockout, scoring 12-21=33 points with 39 PIM in 26 games with Coventry of the British Elite Ice Hockey League...**2011-12:** Appeared in his fourth NHL season with Anaheim, collecting 4-11=15 points with 72 PIM in 70 games...set career highs in assists, points, PIM and games played...ranked tied for fourth on the club in PIM and tied for seventh in hits (104)...scored three of his four goals in a five-game stretch (3-1=4) from Jan. 18-Feb. 6 and all four in a nine-game span (4-1=5) from Jan. 10-Feb. 6...established a career high in assists with his eighth of the season, Feb. 8 vs. CGY... posted a career-high three-game assist streak (0-3=3) from Dec. 2-6, matching his career high for points in consecutive games... appeared in his 100th career NHL game, Oct. 21 vs. DAL...missed five games due to injury, including Jan. 21-24 (swollen right hand) and Oct. 7-14 (offseason shoulder surgery)...**2010-11:** Appeared in his third NHL season with Anaheim, making his Stanley Cup Playoffs debut...appeared in all six CQF games vs. NSH, scoring his first career postseason goal in Game 3, Apr. 17 @ Bridgestone

NHL HIGHLIGHTS

NHL Career Hat Tricks:

None

NHL Career Multiple-Point Games:

7 (1 multiple-goal, 1 multiple-assist)

NHL Career OT Goals:

None

NHL Career Highs:

Goals: 2, Apr. 9, 2010 @ STL (2-0=2)

Assists: 2, Jan. 9, 2014 @ NSH

Points: 2, six times (last: Apr. 9, 2014 vs. SJ; 1-1=2)

PIM: 15, Apr. 6, 2014 @ EDM

TOI: 22:18, Apr. 9, 2010 @ STL

Shots: 6, two times (last: Jan. 5, 2014 vs. NSH)

Plus/Minus: +3, four times (last: Apr. 2, 2014 vs. EDM)

Goal Streak: Three games, two times (last: Apr. 7-12, 2014; 3-1=4)

Assist Streak: Three games, Dec. 2-6, 2011 (0-3=3)

Point Streak: Five games, Dec. 31, 2013-Jan. 9, 2014 (2-5=7)

Penalty Shots: None

First NHL Game:

In a 4-3 ANA loss, Jan. 9, 2009 vs. TB

First NHL Point:

An assist in a 4-3 ANA loss, Dec. 1, 2009 vs. LA

First NHL Goal:

A goal (Howard) in a 4-1 ANA win, Jan. 5, 2010 vs. DET

Milestones Achieved:

200th NHL game, Apr. 3, 2013 vs. DAL

Milestones Within Reach:

20 points to 100 NHL points

36 games to 300 NHL games

BELESKEY VS. THE NHL

Team	GP	G	A	Pts.	PIM
Anaheim	-	-	-	-	-
Boston	3	1	1	2	2
Buffalo	2	0	0	0	7
Calgary	12	1	2	3	11
Carolina	3	0	1	1	0
Chicago	13	0	1	1	11
Colorado	13	1	2	3	8
Columbus	12	1	2	3	14
Dallas	19	3	3	6	8
Detroit	14	2	1	3	13
Edmonton	16	1	5	6	33
Florida	2	0	0	0	0
Los Angeles	24	5	4	9	24
Minnesota	12	1	1	2	12
Montreal	4	0	1	1	0
Nashville	13	2	2	4	16
New Jersey	3	1	0	1	0
NY Islanders	4	1	2	3	2
NY Rangers	1	0	0	0	0
Ottawa	2	0	1	1	0
Philadelphia	4	0	2	2	10
Phoenix	19	3	3	6	13
Pittsburgh	3	0	1	1	0
San Jose	18	4	3	7	29
St. Louis	15	4	2	6	21
Tampa Bay	4	0	0	0	0
Toronto	4	0	1	1	2
Vancouver	16	4	2	6	18
Washington	4	0	0	0	9
Winnipeg	5	0	2	2	0
NHL Totals	264	35	45	80	283

LEFT WING



Arena...made his playoff debut in Game 1 of the CQF on Apr. 13 vs. NSH...appeared in 35 regular-season games with the Ducks, collecting 3-7=10 points...had a career-tying two-game assist streak (0-2=2), Jan. 18-20...matched a career high for points with his second career multi-point game (1-1=2), Jan. 7 vs. CBJ...appeared in 27 contests with Syracuse (AHL), scoring 11-13=24 points with 39 PIM...his 89 points-per-game ranked second on the club (min. 20 GP)...underwent successful surgery to repair a torn labrum in his left shoulder, May 4...the surgery was performed by Ducks Orthopedic Surgeon Dr. Orr Limpivastvi...**2009-10:** Appeared in 60 games for Anaheim in his rookie NHL season, collecting 11-7=18 points with 35 PIM...ranked tied for 10th among NHL rookies in goals, tied for third in GWG (3), seventh in hits (94) and 10th in shots (123)...among team leaders, finished sixth in goals and tied for fourth in GWG...recorded a pair of career-high three-game point streaks, including Mar. 19-23 (2-1=3) and Jan. 5-9 (3-0=3), which was also a personal-best goal streak and tied for the longest by a rookie in 2009-10...set single-game career highs in points (2-0=2), goals, plus/minus (+3) and TOI (22:18), Apr. 9 @ STL...earned 5-1=6 points in January, ranking tied for second among NHL rookies in goal scoring for the month...scored his first career NHL goal (Howard), Jan. 5 vs. DET...collected his first NHL point (assist), Dec. 1 vs. LA...made his season debut with the Ducks, Oct. 24 vs. CBJ...began the season in the AHL, scoring 2-5=7 points with a +5 rating and 21 PIM in 15 games with San Antonio and Toronto...**2008-09:** Made his professional debut with Iowa (AHL), scoring 11-24=35 points in 58 games...was recalled by Anaheim, Jan. 9 and made his NHL debut that night vs. TB, earning a +1 rating in 13:53 TOI...was reassigned to Iowa on Jan. 15 for the remainder of the regular season...**Miscellaneous:** Appeared in 258 career OHL games with Belleville from 2004-08, scoring 99-125=224 points with a +23 rating and 467 PIM...in 2007-08, led the club and finished third in the OHL in postseason scoring en route an OHL championship appearance...in 2006-07, helped lead Belleville to the East Division title in the Eastern Conference...was selected to the 2006 CHL Top Prospects Game in Ottawa.

PERSONAL:

He and wife Victoria were married last summer...graduated from St. Joseph's High School (Barrie, Ontario) in 2006...worked for a moving company as his first job...says Wendel Clark was his favorite player growing up...his favorite hockey moment was his first NHL goal vs. Detroit...enjoys playing golf and baseball in the offseason...spends his summers in Minesing, Ontario...San Shi Go in Newport Beach is his O.C. restaurant of choice...lists "Sons of Anarchy" as his top television show...Twitter handle is @Matt_Beleskey.



REGULAR SEASON

PLAYOFFS

Season	Team	League	GP	G	A	Pts.	PIM	+/-	GP	G	A	Pts.	PIM
2004-05	Belleville	OHL	68	10	13	23	118	-13	5	0	0	0	18
2005-06	Belleville	OHL	61	20	20	40	119	0	6	1	2	3	10
2006-07	Belleville	OHL	66	27	41	68	124	+4	15	4	10	14	18
2007-08	Belleville	OHL	62	41	49	90	106	+32	21	12	21	33	23
2008-09	Iowa	AHL	58	11	24	35	58	-7	-	-	-	-	-
	ANAHEIM	NHL	2	0	0	0	0	0	-	-	-	-	-
2009-10	San Antonio	AHL	12	1	4	5	19	+3	-	-	-	-	-
	ANAHEIM	NHL	60	11	7	18	35	-10	-	-	-	-	-
	Toronto	AHL	3	1	1	2	2	+2	-	-	-	-	-
2010-11	ANAHEIM	NHL	35	3	7	10	36	-10	6	1	0	1	0
	Syracuse	AHL	27	11	13	24	39	-3	-	-	-	-	-
2011-12	ANAHEIM	NHL	70	4	11	15	72	-2	-	-	-	-	-
2012-13	Coventry	England	26	12	21	33	39	-	-	-	-	-	-
	ANAHEIM	NHL	42	8	5	13	56	+2	7	2	1	3	2
2013-14	ANAHEIM	NHL	55	9	15	24	64	+8	5	2	2	4	8
	Norfolk	AHL	3	1	0	1	0	-1	-	-	-	-	-
NHL Totals			264	35	45	80	263	-12	18	5	3	8	14



ANDREW COGLIANO

7

SHOOTS: Left **HEIGHT:** 5-10 **WEIGHT:** 184 **AGE:** 27; turns 28 on June 14, 2015
BORN: June 14, 1987; Toronto, Ontario **HOMETOWN:** Woodbridge, Ontario
ACQUIRED: From Edmonton in exchange for a second-round selection in the 2013 NHL Entry Draft, July 12, 2011
DRAFTED: By Edmonton in the first round (25th overall) of the 2005 NHL Entry Draft
2013-14 REAL TIME STATISTICS
 TOI/GM: 15:23 SHFT/GM: 22.4 FO% (FW/FL): 40.7% (11/26)

2013-14:

Appeared in his seventh NHL season, his third with Anaheim...registered 21-21=42 points with a +13 rating and 26 PIM in 82 games...established a career high in goals, besting his previous mark of 18 in 2007-08 and 2008-09...led the team with a career-high three SHG and was the lone Anaheim player to appear in all 82 games, extending his Ironman streak to 540 consecutive games...became the fifth player in NHL history and first since Doug Jarvis to play 500 straight NHL games from the start of his NHL career, Dec. 31 vs. SJ...made his 509th consecutive appearance on Jan. 18 @ STL, surpassing Murray Murdoch (1926-27 to 1936-37) for sole possession of fourth on the five-player list...has not missed a game since his NHL debut with Edmonton on Oct. 4, 2007 and ranks second on the NHL's active Ironman list, behind only STL's Jay Bouwmeester at 717...collected his career-tying fifth GWG of the season in a 3-2 victory, Mar. 26 @ CGY...appeared in his 200th game as a Duck, Mar. 20 @ SJ...reached the 20-goal plateau for the first time in his career, Mar. 12 @ CGY...reached single season career highs with his 19th goal and third SHG in a 5-3 victory, Mar. 2 vs. CAR...his 100th career NHL goal (1-0=1) came in a 3-0 victory, Jan. 25 @ LA...scored his second SHG of the season (seventh career), Jan. 7 vs. BOS...matched career highs in points and assists (0-3=3) in a 5-2 win, Dec. 17 @ DET...tied a personal best with six shots on net in a 1-0 OT victory, Nov. 22 vs. TB...posted a career-high four-goal streak (4-0=4), Nov. 6-12...notched his 200th career NHL point (goal) in a 3-2 win, Oct. 29 @ PHX...PLAYOFFS: Scored 1-6=7 points with eight PIM in 13 Stanley Cup Playoff games...posted a postseason career-high three-game assist streak (0-3=3), Apr. 23-27...his assist on Apr. 13 at

American Airlines Center came on Nick Bonino's overtime winner to clinch Anaheim's First Round series vs. DAL...scored his first career postseason goal while shorthanded in Game 2 of the First Round, Apr. 18 vs. DAL...was the sixth player in franchise history to score a SHG in the playoffs.

CAREER:

Signed a four-year contract extension through the 2017-18 season, Jan. 4, 2014...signed a three-year contract with Anaheim through 2013-14, July 19, 2011...has appeared in every regular season contest since his debut in 2007-08...2012-13: Appeared in his sixth NHL season, his second with Anaheim...made his Stanley Cup Playoff debut in 2013, earning an assist with four PIM in seven CQF games vs. DET...earned his first career postseason point (assist) in Game 4 of the CQF, May 6 @ DET...collected 13-10=23 points with a career-high +14 rating in 48 games...ranked third on the club in goals (13) and tied for third in plus/minus...among league leaders, ranked tied for third in road plus/minus (+16)...his .27 goals-per-game average was the best of his career...was one of three Anaheim players to appear in all 48 regular season games...recorded his second career hat trick (3-0=3), Mar. 2 @ PHX...was one of two Ducks to record a SHG (fourth career) in 2012-13, Mar. 10 vs. STL...was named Anaheim's nominee for the Bill Masterton Memorial Trophy by the PHWA...2011-12: Appeared in his fifth NHL season, his first with Anaheim...scored 13-13=26 points with 15 PIM in 82 games, one of six Anaheim players to appear in all 82 contests...had his highest goal-output (13) since the 2008-09 season (18)...recorded his first career hat trick with a career-tying +3 rating, Jan.

NHL HIGHLIGHTS

NHL Career Hat Tricks:

2, last: Mar. 2, 2013 @ PHX

NHL Career Multiple-Point Games:

43 (6 multiple-goal, 15 multiple-assist)

NHL Career OT Goals:

3, last: Mar. 11, 2008 vs. STL (4-3)

NHL Career Highs:

Goals: 3, two times (last: Mar. 2, 2013 @ PHX)

Assists: 3, two times (last: Dec. 17, 2013 @ DET)

Points: 3, four times (last: Dec. 17, 2013 @ DET; 0-3=3)

PIM: 17, Nov. 19, 2010 w/EDM vs. PHX

TOI: 23:47, Apr. 8, 2011 w/EDM vs. MIN

Shots: 6, three times (last: Nov. 22, 2013 vs. TB)

Plus/Minus: +3, seven times (last: Jan. 3, 2014 vs. EDM)

Goal Streak: Four games, Nov. 6-12, 2013 (4-0=4)

Assist Streak: Three games, two times (last: Feb. 26-Mar. 2, 2008; 2-3=5)

Point Streak: Four games, four times (last: Dec. 31, 2013; Jan. 7, 2014; 3-1=4)

Penalty Shots: 0-for-2 (last: Mar. 6, 2013 vs. PHX; no goal vs. LaBarbera)

First NHL Game:

In a 3-2 EDM win, Oct. 4, 2007 vs. SJ

First NHL Point:

An assist in a 3-2 EDM win, Oct. 4, 2007 vs. SJ

First NHL Goal:

A goal (Hosk) in a 4-2 EDM loss, Oct. 8, 2007 @ DET

Milestones Achieved:

500th NHL game, Dec. 31, 2013 vs. SJ

200th game as a Duck, Mar. 20, 2014 @ SJ

100th NHL goal, Jan. 25, 2014 @ LA

100th NHL assist, Feb. 17, 2012 @ NJ

200th NHL point, Oct. 29, 2013 @ PHX

Milestones Within Reach:

9 points to 100 points as a Duck

60 appearances to 600 NHL games

COGLIANO VS. THE NHL

Team	GP	G	A	Pts.	PIM
Anaheim	16	3	4	7	0
Boston	6	1	0	1	5
Buffalo	7	1	1	2	2
Calgary	37	6	11	17	15
Carolina	8	2	3	5	2
Chicago	26	8	3	11	12
Colorado	36	6	12	18	6
Columbus	25	7	5	12	13
Dallas	30	5	7	12	2
Detroit	25	6	7	13	12
Edmonton	12	2	1	3	6
Florida	7	1	0	1	4
Los Angeles	31	7	4	11	8
Minnesota	36	3	7	10	14
Montreal	9	3	2	5	2
Nashville	26	5	5	10	0
New Jersey	7	0	2	2	2
NY Islanders	7	2	3	5	0
NY Rangers	8	1	1	2	6
Ottawa	9	2	1	3	6
Philadelphia	7	2	2	4	0
Phoenix	31	9	13	22	29
Pittsburgh	7	1	1	2	0
San Jose	32	3	7	10	10
St. Louis	26	6	4	10	2
Tampa Bay	7	2	3	5	2
Toronto	9	1	2	3	8
Vancouver	38	6	17	23	12
Washington	7	2	2	4	4
Winnipeg	8	1	3	4	0
NHL Totals	540	104	133	237	184

CENTER/RIGHT WING



31 @ PHX...scored all three goals in a span of 6:51 of the second period, representing the second-fastest hat trick scored in club history...marked the fourth time in franchise history a Ducks player scored three goals in a single period...appeared in his 400th NHL game, Mar. 16 vs. LA...recorded his 100th career assist, Feb. 17 @ NJ...posted a career-tying four-game point streak (3-2=5), Nov. 17-25...collected his first assist and second point as a Duck, Oct. 25 @ CHI...earned his first goal as a Duck in Anaheim's 2-1 win, Oct. 8 vs. NYR (Stockholm)...made his Anaheim debut at the 2011 NHL Premiere in Helsinki, Finland, Oct. 7 @ BUF...**2010-11:** Appeared in his fourth NHL season with Edmonton, recording 11-24=35 points with 64 PIM in 82 games...was the only Oiler to appear in all 82 contests...among team leaders, ranked first in faceoff wins (461) and shorthanded points (3)...also ranked fifth in assists and third in GWG (3)...logged a career-high 23:47 TOI, Apr. 8 vs. MIN...appeared in his 300th career NHL game, Feb. 9 vs. CHI...recorded a career-high 17 PIM, Nov. 19 vs. PHX...**2009-10:** Appeared in all 82 games (one of three Oilers to do so), collecting 10-18=28 points with 31 PIM...had five multiple-point games...recorded 15 of his 28 points (5-10=15, 21 games) in the last two months of the season (Mar. 2-Apr. 11)...appeared in his 200th career NHL game, Dec. 21 vs. STL...scored 1-1=2 points, including the 100th point of his career (assist), Mar. 13 @ TOR...**2008-09:** Appeared in all 82 games for his second consecutive year while collecting 18-20=38 points with 22 PIM...played his 100th career NHL game, Nov. 17 @ DET...had back-to-back multiple-point games, scoring 1-1=2 in each contest: Dec. 3 vs. DAL and Dec. 5 @ LA...matched his career high with three assists (0-3=3), Jan. 18 vs. PHX...won the Fastest Skater competition at the NHL SuperSkills (Jan. 24 in Montreal) in 14.31 seconds...scored his 18th goal of the season to tie his single-season career high set as a rookie, Mar. 31 vs. ANA...**2007-08:** Scored 18-27=45 points with 20 PIM in his rookie season...was co-winner of the Top First Year Oiler Award with Sam Gagner...finished fifth on the Oilers scoring list and was sixth among NHL rookies...led all NHL rookies in SHG (2), shorthanded points (3) and shooting percentage (18.4)...also ranked sixth in points (45), fourth in goals (18) and eighth in assists (27)...became the first player in NHL history to score the GWG in OT in three consecutive games, netting the deciding goal in Edmonton's 2-1 OT win, Mar. 7 @ CBJ; a 6-5 OT win, Mar. 9 @ CHI; and a 4-3 OT win, Mar. 11 vs. STL...with his three OT goals, tied the NHL record for most OT goals in a season by an NHL rookie...led the Oilers in GWG with five, three coming in overtime...made his NHL debut in the season opener, Oct. 4 vs. SJ, scoring his first career NHL point with an assist...scored his first career goal, Oct. 8 vs. DET (Hasek)...signed a three-year entry-

level contract, May 2, 2007...Miscellaneous: Represented Canada at the 2006 and 2007 IIHF World Junior Championships, capturing the gold medal at both events...played two seasons with the University of Michigan (CCHA) from 2005-07...scored 36-42=78 points with 50 PIM in 77 games with the Wolverines...ranked eighth in NCAA in points and seventh in goals...named to CCHA All-Rookie team in 2005-06 and was All-CCHA honorable mention in 2006-07.

PERSONAL:

Spends the offseason in his hometown of Woodbridge, Ontario...resides in Newport Beach during the hockey season...his older brother, Matthew, is a teacher in his hometown of Woodbridge...lists his greatest hockey accomplishments as representing his country and winning two World Junior Championships...says Joe Sakic was his favorite player growing up...lists City and Colour, The Lumineers, Bob Dylan, Fleetwood Mac and Neodobreaghe as his favorite artists...The Cannery in Newport Beach is his favorite local restaurant...his top shows are "Sons of Anarchy," "Homeland" and "Suits."



REGULAR SEASON

PLAYOFFS

Season	Team	League	GP	G	A	Pts.	PIM	+/-	GP	G	A	Pts.	PIM
2005-06	U. of Michigan	CCHA	39	12	16	28	38	-	-	-	-	-	-
2006-07	U. of Michigan	CCHA	38	24	26	50	12	-	-	-	-	-	-
2007-08	EDMONTON	NHL	82	18	27	45	20	+1	-	-	-	-	-
2008-09	EDMONTON	NHL	82	18	20	38	22	-6	-	-	-	-	-
2009-10	EDMONTON	NHL	82	10	18	28	31	-5	-	-	-	-	-
2010-11	EDMONTON	NHL	82	11	24	35	64	-12	-	-	-	-	-
2011-12	ANAHEIM	NHL	82	13	13	26	15	-4	-	-	-	-	-
2012-13	Klagenfurt AC	Austria	7	2	4	6	2	-	-	-	-	-	-
	ANAHEIM	NHL	48	13	10	23	6	+14	7	0	1	1	4
2013-14	ANAHEIM	NHL	82	21	21	42	26	+13	13	1	6	7	8
NHL Totals			540	104	133	237	184	+1	20	1	7	8	12
Anaheim Totals			212	47	44	91	47	+23	20	1	7	8	12



EMERSON ETEM

16

SHOOTS: Left **HEIGHT:** 6-1 **WEIGHT:** 212 **AGE:** 22; turns 23 on June 16, 2015
BORN: June 16, 1992; Long Beach, California **HOMETOWN:** Long Beach, California
DRAFTED: By Anaheim in the first round (29th overall) of the 2010 NHL Entry Draft
2013-14 REAL TIME STATISTICS

TOI/GM: 12:47 **SHFT/GM:** 17.1 **FO% (FW/FL):** 0.0 (0/1)

2013-14:

Appeared in his second NHL season with Anaheim, scoring 7-4=11 points with a +3 rating and four PIM...established career highs in goals and points despite playing nine fewer games than his rookie season in 2012-13...recorded a career-best three-game point streak (1-2=3), Nov. 10-14...also posted a pair of career-tying two-game assist streaks, Nov. 10-12 (0-2=2) and Oct. 20-22 (1-2=3)...notched his first career multi-goal game (2-0=2) and earned a career-best +3 rating to lead Anaheim to a 6-2 win, Nov. 2 @ BUF...registered a career-high six shots on net, Nov. 12 @ FLA...took his first career penalty shot and Anaheim's lone attempt of the season on Nov. 23 @ PHX (unsuccessful vs. Mike Smith)...played 50 games with Norfolk (AHL), collecting 24-30=54 points with a +14 rating and 10 PIM...led Norfolk in scoring and assists, co-lead in plus/minus, ranked second in goals and third in PPG (7)...recorded 16 multi-point games, including five three-point contests...scored his first professional hat trick (3-0=3) to lead the Admirals to a 6-3 win, Apr. 5 @ Binghamton...added two assists (0-2=2) in four Calder Cup Playoff games...**PLAYOFFS:** Made his second consecutive trip to the Stanley Cup Playoffs, going scoreless with 12 PIM in four games vs. DAL and LA.

CAREER:

Is the highest drafted Southern California born-and-trained player

in Ducks history and third highest in NHL history...signed a three-year entry-level contract with Anaheim, May 19, 2011...**2012-13:** Appeared in his first NHL season with Anaheim...scored 3-2=5 points in seven Stanley Cup Playoff games, co-leading the club in goals and ranking tied for third in scoring...finished the CQF series vs. DET on a two-game scoring/goal streak (2-1=3), May 10-12...at 20 years, 10 months and 18 days, was the third-youngest Duck to score in the post-season with his first career Stanley Cup Playoff goal in Game 3 of the CQF, May 4 @ DET...made his Stanley Cup Playoff debut in Game 1 of the CQF, Apr. 30 vs. DET...appeared in 38 regular-season games with Anaheim, collecting 3-7=10 points with a +7 rating and nine PIM...netted his first career NHL goal in his second career multi-point game (1-1=2), Mar. 18 vs. SJ...scored his first two points (0-2=2) in his third career NHL game, Feb. 2 vs. LA...made his NHL debut at 20 years, 7 months and 13 days on Jan. 29 @ SJ, becoming the 13th born-and-trained Southern California player to appear in an NHL contest (ninth player since 2005-06)...also scored 13 goals in 45 games at Norfolk...was named to the AHL Eastern Conference All-Star team on Jan. 23 but did not participate in the game due to his Anaheim recall...**2011-12:** Appeared in his third WHL season with Medicine Hat in 2011-12, scoring 61-46=107 points with a +29 rating in 65 games...led the Canadian Hockey League (WHL, OHL, QMJHL) in goals and

NHL HIGHLIGHTS

NHL Career Hat Tricks:

None

NHL Career Multiple-Point Games:

4 (1 multiple-goal, 1 multiple-assist)

NHL Career OT Goals:

None

NHL Career Highs:

Goals: 2, Nov. 2, 2013 @ BUF

Assists: 2, Feb. 2, 2013 vs. LA

Points: 2, four times (last: Nov. 2, 2013 @ BUF; 0-2=2)

PIM: 5, Apr. 5, 2013 vs. DAL

TOI: 17:02, Apr. 3, 2013 vs. DAL

Shots: 6, Nov. 12, 2013 @ FLA

Plus/Minus: +3, Nov. 2, 2013 @ BUF

Goal Streak: None

Assist Streak: Two games, three times (last: Nov. 10-12, 2013; 0-2=2)

Point Streak: Three games, Nov. 10-14, 2013 (1-2=3)

Penalty Shots: 0-for-1, Nov. 23, 2013 @ PHX (unsuccessful vs. Mike Smith)

First NHL Game:

In a 3-2 ANA loss, Jan. 29, 2013 @ SJ

First NHL Point:

An assist in a 7-4 ANA win, Feb. 2, 2013 vs. LA

First NHL Goal:

A goal (Niemi) in a 5-3 ANA win, Mar. 18, 2013 vs. SJ

Milestones Within Reach:

33 appearances to 100 NHL games

ETEM VS. THE NHL

Team	GP	G	A	Pts.	PIM
Anaheim	-	-	-	-	-
Phoenix	6	0	0	0	2
Boston	1	0	0	0	0
Buffalo	2	2	0	2	0
Calgary	3	0	1	1	2
Carolina	1	0	0	0	0
Chicago	5	0	0	0	0
Colorado	2	0	0	0	0
Columbus	3	2	0	2	0
Dallas	7	2	1	3	5
Detroit	2	0	0	0	0
Edmonton	3	0	1	1	0
Florida	1	0	1	1	0
Los Angeles	3	0	2	2	0
Minnesota	3	0	0	0	0
Montreal	1	0	0	0	0
Nashville	2	1	1	2	0
New Jersey	1	0	0	0	0
NY Islanders	1	0	0	0	0
NY Rangers	2	0	0	0	0
Ottawa	2	0	0	0	0
Philadelphia	1	0	0	0	0
Pittsburgh	1	0	0	0	0
San Jose	6	2	1	3	0
St. Louis	3	0	1	1	2
Tampa Bay	2	1	0	1	0
Toronto	1	0	1	1	0
Vancouver	2	0	1	1	0
Washington	-	-	-	-	-
Winnipeg	-	-	-	-	-
NHL Totals	67	10	11	21	13

LEFT WING




SHG (10), and co-led the CHL in GWG (11)...ranked seventh in the WHL in scoring and was tied for sixth among league leaders in PPG (17)...led Medicine Hat in goals, assists, points, plus/minus (+29) and SHG, and co-led in PPG...scored his 59th and 60th goals of the season on Mar. 10 @ Lethbridge, becoming the first WHL player to score 60 goals in a season since 2000-01, when Swift Current's Layne Ulmer scored 63 in 68 games...scored his 50th and 51st goals in his 50th game on Feb. 12 vs. Brandon, becoming the first player to score 50 in his first 50 games-or-less since Ulmer scored 50 in 47 in 2000-01...had a career-high 11-game goal-scoring streak (16-2=18) from Dec. 10-Jan. 27, the WHL's longest goal-scoring streak since 2003-04...his 10 SHG were the most by any WHL player since Pavel Brendl (Calgary) scored 10 in 1998-99...had a career-high 19-game point streak (23-9=32), Dec. 10-Feb. 15...also had a 17-game point streak (23-16=39), Sept. 28-Nov. 5...added 7-6=13 points with 13 PIM in seven WHL Playoff games...was assigned to Syracuse on Apr. 12 following Medicine Hat's elimination from the WHL playoffs...made his professional debut on Apr. 15 vs. Connecticut and scored his first career goal the following night @ Albany...added two goals (2-0=2) in four Calder Cup Playoff games...**2010-11:** Appeared in his second WHL season with Medicine Hat in 2010-11, collecting 45-35=80 points with a +41 rating and 24 PIM in 65 games...finished tied for fifth among WHL leaders in goals and tied for eighth in plus/minus...also led the WHL in SHG (9) and tied for 12th in PPG (15)...in 15 WHL Playoff games, scored 10-11=21 points to finish 10th among league leaders...**2009-10:** Made his WHL debut with Medicine Hat in 2009-10, scoring 37-28=65 points with a +8 rating in 72 games...led all WHL rookies in goals and finished fourth in rookie scoring...was named Medicine Hat's Rookie of the Year for 2009-10...added 7-3=10 points in 12 WHL playoff games, leading the club in goals and points...**Miscellaneous:** Has represented Team USA at the 2012 IIHF World Junior Championship in Calgary and Edmonton and the 2011 World Juniors in Buffalo, NY...scored 0-4=4 points in six games in 2012 and one goal in six games to help his country to a bronze medal in 2011...appeared in 50 contests in 2008-09 for the U.S. National Team


Development Program U-17 team...scored 23-22=45 points with 28 PIM.

PERSONAL:

Attended Shattuck-St. Mary's Prep School in Faribault, MN...the school has produced young NHL stars like Sidney Crosby, Jonathan Toews, Zach Parise and Jack Johnson...his favorite player growing up was Pavel Bure...lists being drafted by the Ducks and playing in his first NHL game as his top two hockey memories...started playing roller hockey at the age of three before switching to ice hockey three years later...played minor hockey at the Los Angeles Hockey Club in California...went to Australia during the offseason...spent the rest of the offseason in Long Beach and Venice Beach surfing and going to concerts... Twitter handle is @tweetem_up.



Season	Team	League	REGULAR SEASON						PLAYOFFS				
			GP	G	A	Pts.	PIM	+/-	GP	G	A	Pts.	PIM
2009-10	Medicine Hat	WHL	72	37	28	65	26	+8	12	7	3	10	0
2010-11	Medicine Hat	WHL	65	45	35	80	24	+41	15	10	11	21	7
2011-12	Medicine Hat	WHL	65	61	46	107	34	+29	7	7	6	13	13
	Syracuse	AHL	2	1	0	1	2	+1	4	2	0	2	0
2012-13	Norfolk	AHL	45	13	3	16	12	-1	-	-	-	-	-
	ANAHEIM	NHL	38	3	7	10	9	+7	7	3	2	5	2
2013-14	ANAHEIM	NHL	29	7	4	11	4	+3	4	0	0	0	12
	Norfolk	AHL	50	24	30	54	10	+14	4	0	2	2	0
NHL Totals			67	10	11	21	13	+10	11	3	2	5	14
AHL Totals			97	38	33	71	24	+14	8	2	2	4	0



MARK FISTRIC

28

SHOOTS: Left **HEIGHT:** 6-2 **WEIGHT:** 225 **AGE:** 28; turns 29 on June 1, 2015
BORN: June 1, 1986; Edmonton, Alberta **HOMETOWN:** Edmonton, Alberta
ACQUIRED: Signed as a free agent, August 20, 2013
DRAFTED: By Dallas in the first round (28th overall) of the 2004 NHL Entry Draft
2013-14 REAL TIME STATISTICS

TOI/GM: 15:24 **SHFT/GM:** 21.8 **FO% (FW/FL):** 0.0 (0/0)

2013-14:

Appeared in his seventh NHL season, his first with Anaheim... collected 1-4=5 points with a +9 rating and 28 PIM in 34 games... finished second on the team in hits (142)... had a plus-or-even rating in 13 of his last 14 games (+7)... missed the final 14 games of the regular season with a lower-body injury, Mar. 18-Apr. 13... logged a season-best 21:33 TOI in a 4-2 win on Jan. 30 vs. PHI and was credited with a season-high nine hits during the Stadium Series game at Dodger Stadium against LA on Jan. 25... recorded three assists in a four-game stretch (0-3=3), Jan. 15-23... appeared in his 300th career NHL game, Jan. 3 vs. EDM... scored his first goal as a Duck and fourth of his career in a 5-2 victory, Dec. 7 @ STL... tied his career high with a +3 rating in a 5-2 win, Nov. 29 vs. CGY... earned an assist in his Anaheim debut, Oct. 2 @ COL... **PLAYOFFS:** Made his first appearance in the Stanley Cup Playoffs since 2008, going scoreless with six PIM in five games vs. DAL and LA.

CAREER:

Signed a three-year contract extension through the 2016-17 season, Jan. 29, 2014... signed by Anaheim to a one-year contract through 2013-14, Aug. 20, 2013... **2012-13:**

Appeared in his sixth NHL season, his first with Edmonton... was traded from Dallas to Edmonton for a third-round selection in the 2013 NHL Entry Draft, Jan. 14... earned 0-6=6 points with a +6 rating and 32 PIM in 25 games... ranked third on Edmonton in plus/minus (+6) and hits (88), and fifth in PIM and blocked shots (53)... tied his career high in both points and assists with his second career multi-point/assist game (0-2=2), Apr. 27 vs. VAN... logged a season-high 21:15 TOI, Feb. 23 vs. PHX... **2011-12:** Appeared in his fifth NHL season with Dallas... earned 0-2=2 points with 41 PIM in 60 games... played in his 200th NHL game, Oct. 10 vs. PHX... **2010-11:** Appeared in his fourth NHL season with Dallas... earned 2-3=5 points with 44 PIM in 57 games... scored goals in back to back games, Dec. 28 vs. NSH and Dec. 29 vs. DET... **2009-10:** Appeared in his third NHL season with Dallas... earned 1-9=10 points with a +27 rating and 69 PIM in 67 games... scored his first career NHL goal, Oct. 22 vs. LA... recorded career highs in points, assists, plus/minus (+27) and PIM (69)... notched a career-high 15 PIM, Jan. 27 vs. CGY... earned two separate career high two-game point streaks, Jan. 6-Jan. 8 and Jan. 27-Jan. 29... **2008-09:** Appeared in his second

NHL HIGHLIGHTS

NHL Career Hat Tricks:

None

NHL Career Multiple-Point Games:

2 (0 multiple-goal, 2 multiple-assist)

NHL Career OT Goals:

None

NHL Career Highs:

Goals: 1, four times (last: Dec. 7, 2013 @ STL)

Assists: 2, two times (last: Apr. 27, 2013 w/EDM vs. VAN)

Points: 2, two times (last: Apr. 27, 2013 w/EDM vs. VAN; 0-2=2)

PIM: 14, Feb. 19, 2009 w/DAL vs. EDM

TOI: 24:53, Apr. 10, 2009 w/DAL @ ANA

Shots: 6, Feb. 26, 2009 w/DAL vs. STL

Plus/Minus: +3, four times (last: Jan. 23, 2014 vs. LA; 0-1=1)

Goal Streak: Two games, Dec. 28-29, 2010 (2-0=2)

Assist Streak: Two games, two times (last: Dec. 27-29, 2010; 0-2=2)

Point Streak: Two games, three times (last: Dec. 28-29, 2010; 2-0=2)

Penalty Shots: None

First NHL Game:

In a 4-1 DAL win, Dec. 23, 2007 vs. MTL

First NHL Point:

An assist in a 4-1 DAL loss, Jan. 2, 2008 @ DET

First NHL Goal:

A goal (Quick) in a 5-4 DAL OT loss, Oct. 22, 2009 @ LA

Milestones Achieved:

300th NHL game, Jan. 3, 2014 vs. EDM

Milestones Within Reach:

66 appearances to 100 games as a Duck

FISTRIC VS. THE NHL

Team	GP	G	A	Pts.	PIM
Anaheim	24	0	0	0	12
Boston	4	0	0	0	0
Buffalo	4	0	0	0	2
Calgary	15	0	1	1	29
Carolina	5	0	0	0	6
Chicago	14	0	2	2	10
Colorado	16	0	7	7	8
Columbus	11	0	1	1	2
Dallas	4	0	0	0	6
Detroit	15	1	2	3	2
Edmonton	14	0	0	0	28
Florida	3	0	0	0	2
Los Angeles	24	1	3	4	21
Minnesota	18	0	1	1	19
Montreal	6	0	1	1	6
Nashville	16	1	0	1	17
New Jersey	6	0	1	1	2
NY Islanders	6	0	1	1	6
NY Rangers	3	0	1	1	0
Ottawa	2	0	0	0	4
Philadelphia	5	0	0	0	11
Phoenix	21	0	0	0	6
Pittsburgh	4	0	0	0	2
San Jose	24	0	3	3	26
St. Louis	19	1	1	2	22
Tampa Bay	4	0	0	0	4
Toronto	4	0	0	0	0
Vancouver	17	0	4	4	25
Washington	4	0	0	0	0
Winnipeg	4	0	1	1	2
NHL Totals	316	4	30	34	280

DEFENSEMAN



season with Dallas... earned 0-4=4 points with 42 PIM in 36 games... notched a career-high six shots, Feb. 26 vs. STL... recorded a career-high 24:53 TOI, Apr. 10 vs. ANA... **2007-08:** Appeared in his first NHL season with Dallas... made it into the Conference Finals with the Stars, going scoreless in nine games before the team lost in six games to DET... scored his first career NHL point (assist) in his fourth game, Jan. 2 vs. DET... recorded a career-high +3 rating, Jan. 17 vs. SJ... made his NHL debut, Dec. 23 vs. MTL... **2006-07:** Made his professional debut with Iowa (AHL), scoring 2-22=24 points with a +3 rating and 83 PIM in 80 games... reached the second round of the AHL playoffs, going scoreless in 12 games...

Miscellaneous:


Played five seasons with the Vancouver Giants (WHL) from 2001-06, earning 11-47=58 points with a +2 rating and 453 PIM in 214 games... his best season was 2005-06 when he had 7-22=29 points with a +30 rating and 148 PIM... made the WHL playoffs four times with Vancouver, recording 2-12=14 points with an even rating and 86 PIM in 44 games... won the WHL championship with Vancouver in 2005-06... appeared in five games of the Memorial Cup, going scoreless with 22 PIM.

PERSONAL:

Mark and his wife, Geena, have two sons: Myles (2) and Oliver, who was born in March 2014... enjoys playing golf, watching movies and playing video games... grew up in Edmonton, Alberta... his favorite player growing up was Scott Stevens... his best hockey moment was winning the WHL championship and playing in the Memorial Cup... Twitter handle is @Fistic45.



REGULAR SEASON										PLAYOFFS				
Season	Team	League	GP	G	A	Pts.	PIM	+/-	GP	G	A	Pts.	PIM	
2001-02	Vancouver	WHL	4	0	1	1	0	-1	-	-	-	-	-	
2002-03	Vancouver	WHL	63	2	7	9	81	-26	4	0	0	0	8	
2003-04	Vancouver	WHL	72	1	11	12	192	-8	11	0	2	2	10	
2004-05	Vancouver	WHL	15	1	5	6	32	+7	6	1	1	2	16	
2005-06	Vancouver	WHL	60	7	22	29	148	+30	18	1	9	10	30	
2006-07	Iowa	AHL	80	2	22	24	83	+3	12	0	0	0	16	
2007-08	Iowa	AHL	30	1	4	5	48	-9	-	-	-	-	-	
	DALLAS	NHL	37	0	2	2	24	+3	9	0	0	0	6	
2008-09	DALLAS	NHL	36	0	4	4	42	-1	-	-	-	-	-	
	Manitoba	AHL	35	0	8	8	26	+12	22	2	5	7	26	
2009-10	DALLAS	NHL	67	1	9	10	69	+27	-	-	-	-	-	
2010-11	DALLAS	NHL	57	2	3	5	44	-10	-	-	-	-	-	
	Texas	AHL	3	0	0	0	2	-1	-	-	-	-	-	
2011-12	DALLAS	NHL	60	0	2	2	41	-3	-	-	-	-	-	
2012-13	EDMONTON	NHL	25	0	6	6	32	+6	-	-	-	-	-	
2013-14	ANAHEIM	NHL	34	1	4	5	28	+9	5	0	0	0	6	
NHL Totals			316	4	30	34	280	+31	14	0	0	0	12	



CAM FOWLER

4

SHOOTS: Left **HEIGHT:** 6-1 **WEIGHT:** 211 **AGE:** 22; turns 23 on December 5, 2014
BORN: December 5, 1991; Windsor, Ontario **HOMETOWN:** Farmington Hills, Michigan
DRAFTED: By Anaheim in the first round (12th overall) of the 2010 NHL Entry Draft
2013-14 REAL TIME STATISTICS

TOI/GM: 23:51 **SHFT/GM:** 29.3 **FO% (FW/FL):** 0.0% (0/0)

2013-14:

Appeared in his fourth NHL season with Anaheim, scoring 6-30=36 points with a career-high +15 rating and 14 PIM in 70 games...matched his personal best in assists and led Anaheim defensemen in scoring, assists and PPG (4), and co-led in goals...led the team overall in total TOI (1670:24), avg. TOI (23:51) and ranked third in blocked shots (122)...missed 12 games with a sprained left MCL, Mar. 15-Apr. 7...suffered the injury on Mar. 14 @ COL and returned to the lineup on Apr. 9 vs. SJ...surpassed Fredrik Olausson (90) for fifth on the all-time Ducks assist list for defensemen (91), Mar. 2 vs. CAR...with his 109th career point on Jan. 21 vs. WPG, passed Lubomir Visnovsky (108) for sixth all-time among Ducks defensemen in scoring...posted a career-tying four-game point/assist streak (0-5=5) from Dec. 28-Jan. 3...recorded his 100th career NHL point (goal), Dec. 20 @ NJ...collected a career-tying 1-2=3 points on Dec. 9 vs. NYI for his first three-point game since Nov. 1, 2011 @ WSH...also became the first Anaheim blueliner to score a SHG since Sean O'Donnell on Oct. 15, 2007...appeared in his 200th NHL contest, Oct. 13 vs. OTT...**PLAYOFFS:** Collected 0-4=4 points with a +2 rating and four PIM in 13 postseason games vs. DAL and LA...his four assists came in a five-game span between Game 4 of the First Round and Game 2 of the Second Round, Apr. 23-May 5.

CAREER:

Signed a five-year contract extension through 2017-18, Sept. 15, 2012...with 22-94=116 points in 265 career games, has scored the most goals, assists and points among defensemen selected in the 2010 NHL Entry Draft...ranks second in the entire 2010 draft class in games played, tied for fourth in assists and fifth in points...among defensemen

selected in the last six drafts (2009-14), ranks second in scoring and assists, and third in goals and appearances...signed a three-year entry-level contract, July 28, 2010...**2012-13:** Appeared in his third NHL season with Anaheim...scored 0-3=3 points with a +3 rating in all seven COF contests vs. Detroit...in 37 regular-season games, notched 1-10=11 points...ranked third on the team in TOI (20:26) and third among defensemen in scoring...missed two games with an upper-body injury from Apr. 13-17 and eight games with an upper-body injury from Feb. 4-18...played in the Swedish second division (Allsvenskan) during the lockout, scoring 2-5=7 points with 14 PIM in 13 games with Soderstalje...**2011-12:** Appeared in his second NHL season with Anaheim, scoring 5-24=29 points with 18 PIM...was one of six Anaheim players to appear in all 82 regular season contests, marking a career high...led club defensemen in assists and points...ranked second overall in average TOI (23:15)...ranked tied for fifth among NHL leaders in TOI per shift (57 seconds)...appeared in his 100th career NHL contest, Nov. 30 vs. MTL...posted a career-high four-game assist streak (0-4=4), Nov. 20-27...the four-game streak also matched his career high in points...scored two goals for his first career multi-goal game, Nov. 13 vs. MIN...tied a career best in assists and points (0-3=3) on Nov. 1 @ WSH...logged a career-high 28:38 TOI, Oct. 8 vs. NYR in Stockholm, Sweden as part of the NHL Premiere...**2010-11:** Appeared in his first NHL season with Anaheim...made his Stanley Cup Playoff debut in the COF series vs. NSH, scoring 1-3=4 points with two PIM in six games...led Anaheim defensemen in points, goals and shots (12), and tied for first in assists...scored his first career postseason goal (Rinne) as part of a two-point night (1-1=2)

NHL HIGHLIGHTS

NHL Career Hat Tricks:

None

NHL Career Multiple-Point Games:

18 (1 multiple-goal, 10 multiple-assist)

NHL Career OT Goals:

2, last: Mar. 23, 2011 @ DAL (4-3)

NHL Career Highs:

Goals: 2, Nov. 13, 2011 vs. MIN

Assists: 3, two times (last: Nov. 1, 2011 @ WSH)

Points: 3, three times (last: Dec. 9, 2013 vs. NYI; 1-2=3)

PIM: 4, Mar. 8, 2012 @ STL

TOI: 32:33, Nov. 20, 2013 @ SJ

Shots: 7, Nov. 19, 2010 vs. CBJ

Plus/Minus: +3, three times (last: Jan. 3, 2014 vs. EDM)

Goal Streak: Three games, Jan. 22-Feb. 2, 2011 (3-0=3)

Assist Streak: Four games, two times (last: Dec. 28, 2013-Jan. 3, 2014; 0-4=4)

Point Streak: Four games, four times (last: Dec. 28, 2013-Jan. 3, 2014; 0-4=4)

Penalty Shots: None

First NHL Game:

In a 4-0 ANA loss, Oct. 8, 2010 @ DET

First NHL Point:

An assist in a 4-1 ANA loss, Oct. 9, 2010 vs. NSH

First NHL Goal:

A goal (LaBarbera) in a 3-2 ANA win, Oct. 17, 2010 vs. PHX

Milestones Achieved:

200th NHL game, Oct. 13, 2013 vs. OTT

100th NHL point, Dec. 20, 2013 @ NJ

Milestones Within Reach:

6 assists to 100 NHL assists

35 appearances to 300 NHL games

FOWLER VS. THE NHL

Team	GP	G	A	Pts.	PIM
Anaheim	-	-	-	-	-
Boston	4	0	2	2	0
Buffalo	5	1	3	4	2
Calgary	14	1	3	4	8
Carolina	5	0	3	3	4
Chicago	13	0	5	5	2
Colorado	13	1	7	8	2
Columbus	10	1	4	5	0
Dallas	18	1	10	11	0
Detroit	11	0	3	3	0
Edmonton	13	1	6	7	4
Florida	3	0	0	0	2
Los Angeles	19	2	3	5	2
Minnesota	14	3	2	5	2
Montreal	4	1	0	1	2
Nashville	12	0	4	4	0
New Jersey	3	1	2	3	0
NY Islanders	5	1	5	6	2
NY Rangers	5	0	0	0	0
Ottawa	4	0	0	0	0
Philadelphia	4	0	1	1	0
Phoenix	21	2	10	12	2
Pittsburgh	4	0	0	0	0
San Jose	19	2	7	9	2
St. Louis	13	2	5	7	8
Tampa Bay	4	0	2	2	4
Toronto	4	0	1	1	2
Vancouver	13	1	2	3	4
Washington	4	0	4	4	2
Winnipeg	4	1	0	1	0
NHL Totals	265	22	94	116	56

DEFENSEMAN



in Game 4 of the CQF, Apr. 20 @ NSH...collected his first career Stanley Cup Playoff points (0-2=2) in Game 2 of the CQF, Apr. 15 vs. NSH...made his Stanley Cup Playoffs debut in Game 1 of the CQF, Apr. 13 vs. NSH...appeared in 76 games in his rookie season, scoring 10-30=40 points with 20 PIM...was the only defenseman and one of five players from the 2010 NHL Entry Draft to play the complete NHL season...ranked third among rookies in avg. TOI (22:07), tied for third in assists, tied for fourth in PPG, and tied for first in PPA (17) and PPP (23)...among rookie defensemen, ranked second in goals and points, and tied for second in assists...set franchise records for goals and points by a rookie defenseman, and assists by a rookie...ranked second in goals, points and assists among club defensemen...collected 1-1=2 points to become the franchise leader in rookie goals (then-9) and points (then-36) by a defenseman, Mar. 28 vs. COL...also became the franchise leader in overall rookie assists (then-27) in the contest...scored the OT-winning goal in Anaheim's 4-3 win, Mar. 23 @ DAL...became only the second rookie defenseman in league history to score twice in OT during one season (also CHI's Brent Seabrook in 2005-06)...became the second-youngest defenseman to score a regular-season OT goal since the NHL introduced the five-minute OT period in 1983 in Anaheim's 5-4 win, Feb. 11 @ CGY...scored PPGs in three consecutive games, Jan. 22-Feb. 2...the feat made him the second rookie defenseman in NHL history (also the youngest) to record a PPG in three straight (also VAN's Michel Petit, Jan. 17-20, 1984)...was the first NHL defenseman under age 20 with goals in three straight since Kevin Hatcher (19 yrs.) of WSH did so from Mar. 28-Apr. 1, 1986...set career bests in assists (3), Jan. 7 vs. CBJ...it was the fourth time in club history a rookie blueliner recorded three assists in a game (last: M. Crowley, Oct. 21, 1998 vs. BOS)...collected 1-8=9 points in 14 November games, tying for the rookie league lead in assists for the month...had a career-high four-game point streak (1-4=5), Nov. 21-29...scored his first career GWG and PPG, Nov. 29 vs. LA...missed six contests with a broken nose/stiff neck, Oct. 17-30...became the second-youngest Duck to score his first career NHL goal (LaBarbera), Oct. 17 vs. PHX...earned his first career NHL point (assist), Oct. 9 @ NSH...

at 18 yrs., 10 months and three days, became the second-youngest Duck (Oleg Tverdovsky, 18 yrs., 8 months, 13 days) to appear in an NHL game with his debut in Anaheim's season opener, Oct. 8 @ DET...participated in the Honda NHL SuperSkills competition on Jan. 29 in Raleigh, NC...**Miscellaneous:** Played all six games for Team USA at the 2014 Olympic Winter Games, finishing first among team defensemen with a +4 rating...scored Team USA's first goal in a 3-2 shootout win over Russia, Feb. 15...represented USA at the 2012 IIHF World Championship in Finland and Sweden, scoring 1-4=5 points with a +5 rating and two PIM...among team defensemen, ranked tied for the first in assists and tied for second among in scoring...also played in the 2011 IIHF World Championship in Slovakia, earning 1-2=3 points in seven games...won gold as a member of Team USA at both the 2010 IIHF World Junior Championship and 2009 IIHF U-18 World Championship where he was named the tournament's top defenseman...collected 8-47=55 points with a +38 rating and 14 PIM in 55 games with Windsor (OHL) in 2009-10...won the Memorial Cup and OHL championship in 2010...made the 2010 Memorial Cup All-Star team and led all defensemen in scoring during the tournament with 2-4=6 points in four games...also played two seasons in Ann Arbor with the U.S. National Training Development Program...was a member of the U-18 team in 2008-09, recording 8-32=40 points with 44 PIM in 55 games.

PERSONAL:


Graduated from Farmington High School in 2009... has two sisters: Peyton (15) and Emily (13)... spent the offseason at home in Northville, MI... enjoys golfing year-round... lists his greatest hockey accomplishments as making it to the NHL as an 18-year-old rookie, winning gold at the 2010 World Junior Championship and 2009 U-18 World Championship with Team USA...cites Nicklas Lidstrom and Ray Bourque as his favorite players growing up...outside of hockey, his favorite athletes are Justin Verlander and Jason Bay, the golfer.



REGULAR SEASON

PLAYOFFS

Season	Team	League	GP	G	A	Pts.	PIM	+/-	GP	G	A	Pts.	PIM
2009-10	Windsor	OHL	55	8	47	55	14	+38	19	3	11	14	10
2010-11	ANAHEIM	NHL	76	10	30	40	20	-25	6	1	3	4	2
2011-12	ANAHEIM	NHL	82	5	24	29	18	-28	-	-	-	-	-
2012-13	Sodertalje	Sweden-2	13	2	5	7	14	-	-	-	-	-	-
	ANAHEIM	NHL	37	1	10	11	4	-4	7	0	3	3	0
2013-14	ANAHEIM	NHL	70	6	30	36	14	+15	13	0	4	4	4
	United States	Olympics	6	1	0	1	0	+4	-	-	-	-	-
NHL Totals			265	22	94	116	56	-42	26	1	10	11	6



RYAN GETZLAF

15

SHOOTS: Right **HEIGHT:** 6-4 **WEIGHT:** 218 **AGE:** 29; turns 30 on May 10, 2015
BORN: May 10, 1985; Regina, Saskatchewan **HOMETOWN:** Regina, Saskatchewan
DRAFTED: By Anaheim in the first round (19th overall) of the 2003 NHL Entry Draft
2013-14 REAL TIME STATISTICS

TOI/GM: 21:17 **SHFT/GM:** 25.2 **FO% (FW/FL):** 49.0% (692/719)

2013-14:

Appeared in his ninth NHL season with Anaheim, recording 31-56=87 points with a +28 rating in 77 games...set career highs in goals and GWG (7)...finished second in the NHL in points, behind only PIT's Sidney Crosby (104)...was also second to Crosby (13) in three-point games (8)...ranked third in points-per-game (1.13), fifth in assists, tied for sixth in even-strength goals (26), and tied for second among forwards in blocked shots (87)...led the team in scoring, assists and PPP (23), and ranked third in plus/minus...his 31 PIM marked his lowest penalty total since his rookie season in 2005-06 (22)...recorded 21 multi-point games, including four multi-goal and nine multi-assist...earned his 50th assist of the season on Mar. 28 @ EDM, marking the sixth 50-assist campaign of his career...registered his 600th career point and reached the 30-goal plateau on Mar. 23 vs. FLA, becoming the third player in franchise history to score 600 points (Selanne-985, Kariya-669)...collected his 400th career NHL assist on Jan. 15 vs. VAN and appeared in his 600th NHL game on Jan. 11 @ PHX...netted his second career hat trick in his fourth four-point game in 2013-14 (3-1=4), Dec. 21 @ NYI...scored his fifth career OT goal in a 1-0 win, Nov. 22 vs. TB...posted an unofficial 16-game point streak (10-13=23) from Nov. 6-Dec. 15, the longest streak of his career (missed three games with an upper-body injury, Nov. 10-12)...also had

an official 14-game point streak (6-11=17), Nov. 15-Dec. 15, tied for the NHL's best in 2013-14...notched his first career hat trick (3-1=4) on Nov. 8 vs. Buffalo, becoming the fifth player in club history to score three in a single period and just the second to do so in the first period...it also marked the fifth time a Ducks player had four points in a single period...scored the GWG in consecutive games from Oct. 10-13 for the second time in his career...collected his 370th career assist on Oct. 5 @ MIN, moving him past Paul Kariya and into sole possession of second place on the franchise's all-time assists list...**PLAYOFFS:** Collected 4-11=15 points with 10 PIM in 12 postseason games vs. DAL and LA...led the team in scoring and assists, and tied for second in goals...recorded a five-game assist streak (1-6=7), May 3-12...finished the playoffs as the club's all-time leading scorer in the postseason (25-49=74).

CAREER:

Signed an eight-year contract extension through 2020-21, Mar. 8, 2013...has served as the club's captain since the start of the 2010-11 season...is one of four NHL players to have logged at least a point-per-game in six of the last seven seasons...the other three players: Sidney Crosby, Alex Ovechkin and Evgeni Malkin...signed a five-year contract extension through 2012-13, Nov. 20, 2007...

NHL HIGHLIGHTS

NHL Career Hat Tricks:

2, last: Dec. 21, 2013 @ NYI

NHL Career Multiple-Point Games:

154 (18 multiple-goal, 89 multiple-assist)

NHL Career OT Goals:

5, last: Nov. 22, 2013 vs. TB

NHL Career Highs:

Goals: 3, two times (last: Dec. 21, 2013 @ NYI)

Assists: 5, Oct. 29, 2008 vs. DET

Points: 5, Oct. 29, 2008 vs. DET (0-5=5)

PIM: 16, Nov. 23, 2011 @ PHX

TOI: 29:41, Dec. 8, 2010 @ VAN

Shots: 11, two times (last: Mar. 6, 2011 vs. VAN)

Plus/Minus: +4, Apr. 5, 2008 @ LA

Goal Streak: Four games, Dec. 16-22, 2009 (4-1=5)

Assist Streak: 10 games, Oct. 24-Nov. 14, 2009 (1-17=18)

Point Streak: 15 games, Dec. 22, 2007-Jan. 23, 2008 (6-16=22)

Penalty Shots: None

First NHL Game:

In a 5-3 ANA win, Oct. 5, 2005 @ CHI

First NHL Point:

An assist in a 4-3 ANA win, Oct. 14, 2005 vs. CBJ

First NHL Goal:

A goal (Legace) in a 3-2 ANA loss, Oct. 21, 2005 vs. DET

Milestones Achieved:

600th NHL game, Jan. 11, 2014 @ PHX

100th NHL goal, Jan. 13, 2010 vs. BOS

400th NHL assist, Jan. 15, 2014 vs. VAN

600th NHL point, Mar. 23, 2014 vs. FLA

Milestones Within Reach:

17 goals to 200 NHL goals

67 appearances to 700 NHL games

GETZLAF VS. THE NHL

Team	GP	G	A	Pts.	PIM
Anaheim	-	-	-	-	-
Boston	9	3	3	6	6
Buffalo	9	5	6	11	20
Calgary	33	10	24	34	18
Carolina	9	3	5	8	4
Chicago	30	7	20	27	23
Colorado	31	10	20	30	30
Columbus	30	11	24	35	48
Dallas	50	8	32	40	49
Detroit	31	9	25	34	51
Edmonton	30	12	21	33	25
Florida	7	4	5	9	2
Los Angeles	50	16	24	40	37
Minnesota	32	8	23	31	15
Montreal	6	2	6	8	4
Nashville	30	10	25	35	16
New Jersey	8	1	3	4	10
NY Islanders	9	4	3	7	2
NY Rangers	10	2	4	6	12
Ottawa	7	4	6	10	2
Philadelphia	8	3	5	8	17
Phoenix	51	15	38	53	47
Pittsburgh	9	4	5	9	13
San Jose	53	9	35	44	40
St. Louis	29	6	19	25	12
Tampa Bay	7	3	4	7	7
Toronto	5	0	5	5	0
Vancouver	33	9	22	31	42
Washington	9	3	7	10	12
Winnipeg	8	2	6	8	0
NHL Totals	633	183	425	608	564




2012-13: Appeared in his eighth NHL season with Anaheim... co-led the Ducks in playoff scoring, picking up 3-3=6 points in seven CQF contests vs. DET...scored the eighth PPG of his playoff career in Game 5 of the CQF, May 8 vs. DET...collected his second career playoff SHG in Game 3 of the CQF, May 4 @ DET...appeared in 44 regular-season games, scoring 15-34=49 points with a +14 rating and 41 PIM...finished the season tied for 10th in the NHL in scoring, tied for eighth in assists and tied for third in home scoring (9-21=30)...led the team in points and assists, co-led in goals, tied for second in PPG (4) and tied for third in plus/minus...

earned two assists on Apr. 27 vs. PHX to move into a tie with Paul Kariya for second place on the franchise's all-time assists list. (369)...netted a career-high three SHG, one shy of the single-season club record (Apr. 13 @ LA, Mar. 19 vs. SJ, Mar. 4 @ PHX)...had five consecutive multi-point games at home from Mar. 6-20 (3-7=10, +7) and recorded a career-high 12-game home point streak, Feb. 1-Mar. 20 (7-15=22, +12)...earned his 500th career point as part of a multi-point night (1-1=2), Mar. 8 vs. CGY...became the third player in franchise history to reach the milestone (Teemu Selanne and Paul Kariya)...missed three games with a lower-body injury, Apr. 5-8...

2011-12: Appeared in his seventh NHL season with Anaheim, scoring 11-46=57 points with 75 PIM in 82 games...was one of six Anaheim players to appear in all 82 contests, marking the second

time in his career not missing a single regular season game (also 2006-07)...led the club in assists and finished second in faceoff wins (639) and hits (182)...among league forwards, ranked third in total TOI (1,771:09) and fourth in average TOI (21:35)...scored the fourth OT goal of his career in a 3-2 victory, Apr. 5 @ EDM...appeared in his 500th NHL contest, Mar. 12 @ COL...recorded his sixth career game with four-or-more assists (0-4=4), Jan. 13 @ EDM...earned his 300th career NHL assist (0-2=2), Nov. 25 vs. CHI...**2010-11:** Appeared in his sixth NHL season with Anaheim...played all six CQF games vs. NSH, collecting 2-4=6 points with nine PIM...tied his playoff career high in points (1-2=3) in Game 2 of the CQF, Apr. 15 vs. NSH...his second assist on Bobby Ryan's second-period goal marked his

50th career NHL playoff point... appeared in 67 regular-season games, scoring 19-57=76 points with a +14 rating...was charged with 35 PIM, his fewest since his rookie season in 2005-06 (22)... finished the regular season ranked fourth in the NHL in assists and sixth in points-per-game (1.13)... following his return from injury on Feb. 9, scored 6-33=39 points to rank second in the NHL in scoring following that date...tied his season high in assists with four in a 6-2 victory on Apr. 6 vs. SJ, marking his fifth career game with four assists or more... scored 2-18=20 points in 14 games in March, ranking first among league



REGULAR SEASON

PLAYOFFS

Season	Team	League	GP	G	A	Pts.	PIM	+/-	GP	G	A	Pts.	PIM
2001-02	Calgary	WHL	63	9	9	18	34	-	7	2	1	3	4
2002-03	Calgary	WHL	70	29	39	68	121	-	5	1	1	2	6
2003-04	Calgary	WHL	49	28	47	75	97	-	7	5	1	6	12
2004-05	Calgary	WHL	51	29	25	54	102	-	12	4	13	17	18
	Cincinnati	AHL	-	-	-	-	-	-	10	1	4	5	4
2005-06	Portland	AHL	17	8	25	33	36	-	1	0	0	0	4
	ANAHEIM	NHL	57	14	25	39	22	+6	16	3	4	7	13
2006-07	ANAHEIM	NHL	82	25	33	58	66	+17	21	7	10	17	32
2007-08	ANAHEIM	NHL	77	24	58	82	94	+32	6	2	3	5	6
2008-09	ANAHEIM	NHL	81	25	66	91	121	+5	13	4	14	18	25
2009-10	ANAHEIM	NHL	66	19	50	69	79	+4	-	-	-	-	-
2010-11	ANAHEIM	NHL	67	19	57	76	35	+4	6	2	4	6	0
2011-12	ANAHEIM	NHL	82	11	46	57	75	-11	-	-	-	-	-
2012-13	ANAHEIM	NHL	44	15	34	49	41	+14	7	3	3	6	6
2013-14	ANAHEIM	NHL	77	31	56	87	31	+28	12	4	11	15	10
	Canada	Olympics	6	1	2	3	4	+3	-	-	-	-	-
NHL Totals			633	183	425	608	564	+109	81	25	49	74	101



leaders in assists, third in scoring, and tied for third in plus/minus (+12)...collected his 400th career NHL point as part of a four-point night (1-3=4), Mar. 20 vs. CGY...was hit in the forehead by a deflected puck on Dec. 28 @ PHX and missed 14 games from Dec. 31-Feb. 5 with multiple non-displaced nasal sinus fractures...appeared in his 400th career NHL game, Dec. 20 @ BOS...scored his third career OT goal in a 2-1 win, Dec. 15 @ WSH...registered a career-high 29:52 TOI, Dec. 8 @ VAN...collected four assists (0-4=4), Nov. 27 @ PHX for his sixth career game with four points or more...

2009-10: Appeared in his fifth NHL season with Anaheim, scoring 19-50=69 points with a +4 rating and 79 PIM in 66 games...led the Ducks in assists, ranked second in points, tied for second in GWG (5), third in PPG (8), and tied for fourth in goals and plus/minus...also ranked first in hits (178) and second in faceoff wins (533-of-1124)...had assists in a franchise-record 10 straight games from Oct. 24-Nov. 14 (1-17=18), tied for the second longest streak among league leaders in 2009-10...scored his 100th NHL goal, Jan. 13 vs. BOS...posted a career-high four-game goal streak (4-1=5), Dec. 16-22...recorded his 300th career NHL point, Dec. 1 vs. LA...collected 4-13=17 points in November, ranking tied for second in the NHL in assists and tied for fifth in points for the month...earned his 200th career assist, Nov. 14 @ DET...appeared in his 300th career NHL game, Oct. 8 @ BOS...missed 16 games due to injury, including 12 with an ankle sprain and four with a leg laceration...**2008-09:** In the 2009 postseason, ranked third in the NHL in assists and sixth in scoring despite playing only two rounds...led all league forwards in avg. TOI (24:08)...tied for third in PPA

(8)...established Ducks records in career postseason assists (31), assists in a playoff season (14), points in a playoff season (18) and points in a playoff series (2-8=10 in the CSF vs. DET)...registered points in a franchise-high eight consecutive games from Apr. 21-May 7 (2-12=14), which tied for the second longest streak in the postseason...collected a playoff career-high 1-2=3 points and 38:59 TOI in Game 2 of the CSF, May 3 @ DET...in his fourth regular season NHL campaign, ranked tied for third among league leaders in assists, tied for sixth in scoring and tied for fourth in PPA (28)...also led the club in assists and scoring...broke the Ducks' single-season assist record (previously Kariya, 62), Apr. 4 @ SJ...established a personal best with his 83rd point of the season, Mar. 31 @ EDM...tied his career high in goals (25) with 2-1=3 points, Mar. 27 vs. EDM...also passed Andy McDonald for fourth on the club's all-time points list...became the third player in franchise history to reach the 90-point mark in one season (Selanne, Kariya) with an assist, Apr. 5 vs. SJ...was one of only two players in the NHL to record three separate point streaks of eight-games-or-more in 2008-09 (also PIT's Malkin)...collected 4-15=19 points with a +5 rating in 14 games in January, equaling his month of November (7-12=19, +9, 13 games) for the highest scoring month in Ducks history since Dec. 2006...was voted as a starter for the Western Conference in the 2009 All-Star Game in Montreal...compiled a season-best 10-game point streak from Jan. 2-20 (3-11=14)...earned his 200th career point, Nov. 14 vs. NSH...recorded a career-high 11 shots, one shy of the club record, Nov. 9 vs. FLA...with Selanne and Perry, was named a co-recipient of the NHL's First Star of the Week




ending Nov. 2...led all league scorers with 2-8=10 points in four games, highlighted by a club record-tying five assists, Oct. 29 vs. DET...the five points in one night (0-5=5) were personal highs in points and assists...became the fourth different player in club history to record a five-point game (Selanne, Kariya, Mironov) and the third different Ducks player to have five assists (Selanne and Mironov)...by assisting on all five Ducks goals, became just the second NHL player in the last 11 seasons to record five assists in one game and assist on every goal scored by his team in that game...was named an alternate captain, Oct. 7...**2007-08:** Appeared in all six CQF games vs. DAL, co-leading the team in assists and points (2-3=5)...led the Ducks in points, assists and plus/minus during the regular season...finished the season with a +32 rating, the second-highest in club history (Kariya, +36, 1996-97)...became the fourth player age 22-or-younger in the NHL to finish a season with a rating of +25-or-better since the 1998-99 season...ranked third among scorers age 22-and-under, finishing behind only WSH's Ovechkin (112) and PIT's Malkin (106)...among league leaders, ranked fourth in plus/minus, tied for seventh in assists, second in PPA (32) and tied for eighth in PPP (36)...had a career-high 15-game point streak (6-16=22, +13 rating) from Dec. 22-Jan. 23, tied for the fourth-longest in the NHL in 2007-08...scored a goal in his first All-Star Game, Jan. 27 @ ATL...in the month of January, was tied for second in the NHL in assists (13)...recorded his 52nd assist on Mar. 12 vs. VAN, breaking the then-franchise record for assists by a center in a single season...scored 1-1=2 points in his 200th career game, Feb. 17 vs. CGY...earned his 100th career assist, Feb. 12 @ COL...earned his 100th career NHL point, Oct. 6 @ PIT...signed a five-year contract extension through 2012-13, Nov. 20...**2006-07:** Led the 2007 Stanley Cup champion Ducks in postseason scoring (7-10=17), setting a then-franchise record for most points in a single playoff season...among playoff leaders, ranked tied for second in GWG (3) and SHG (1), fifth in scoring, tied for sixth in assists and tied for fifth in PPP...was also tied for second on the team in goal scoring...scored his first career playoff SHG in Game 2 of the CQF, Apr. 13 vs. MIN...was one of eight Ducks to play in every regular season game...was fifth on the team in goals (25) and tied for second in PPG (11)...notched two goals in the NHL YoungStars Game, Jan. 24 @ DAL...**2005-06:** In his first NHL season, ranked among rookie leaders in postseason goals (tied for second with three), PPG (tied for second with two) and PPP (second with two)...scored his first career playoff goal in Game 4 of the CQF, Apr. 27 vs. CGY...finished the regular season tied for ninth among NHL rookies in PPG (10)...set a then-club rookie record for PPG in a season with 10...with 0-4=4 points, set a rookie club record for assists and tied the rookie record for points, Mar. 24 vs. NSH...scored his first career NHL goal, Oct. 21 @ DET...scored his first NHL point (assist), Oct. 14 vs. CBJ...made his NHL debut, Oct. 5 @ CHI...**Miscellaneous:** Won his second consecutive gold medal with Team Canada at the 2014 Olympic Winter Games, posting 1-2=3 points with a +3

rating...represented Canada at the 2012 IIHF World Championship in Finland and Stockholm, scoring 2-7=9 points with a +6 rating and 27 PIM in eight games...tied for second on the team in points and assists, and led in PIM...won a gold medal with Team Canada at the 2010 Olympic Winter Games...earned 3-4=7 points in seven contests and finished tied for second on Team Canada in scoring...helped lead Canada to gold at the 2005 World Junior Championship, finishing second in scoring (3-9=12)...appeared in the 2008 IIHF World Championship in Quebec, earning silver with Canada...also won silver at the 2004 World Junior Championship, scoring 3-3=6 points in six games...played for Team Canada at the 2003 Under-18 World Championship, collecting 2-2=4 points in seven games.

PERSONAL:

Ryan and his wife, Paige, have two sons, Ryder (3) and Gavin (1), and daughter, Willa (born Apr. 18, 2014)...the family resides in Tustin Ranch...his brother, Chris, is a wide receiver for the Saskatchewan Roughriders in the Canadian Football League...worked at a wildlife park in his native Regina as a youth...loves doing anything athletic, including golfing, wake-boarding, beach volleyball and riding Sea-Doos in the summer...says if he wasn't a hockey player, he would have tried to go pro in another sport like baseball or football.





JOHN GIBSON

36

CATCHES: Left **HEIGHT:** 6-3 **WEIGHT:** 216 **AGE:** 21; turns 22 on July 14, 2015
BORN: July 14, 1993; Pittsburgh, Pennsylvania **HOMETOWN:** Pittsburgh, Pennsylvania
DRAFTED: By Anaheim in the second round (39th overall) of the 2011 NHL Entry Draft

2013-14:

Made his NHL debut with Anaheim, posting a 3-0-0 record with a 1.33 GAA and .954 SV% in three games... was named the NHL's Second Star of the Week for Apr. 7-13 after making his first three career NHL starts... won his third straight start in Anaheim's season finale, stopping 29-of-31 shots in a 3-2 OT victory on Apr. 13 vs. COL... stopped a career-high 36-of-38 shots to earn the second win of his NHL career, Apr. 9 vs. SJ... became the youngest NHL goalie (20 years, 297 days) since Buffalo's Darren Puppa (Nov. 1, 1985 @ EDM; 20 years, 223 days) to record a shutout in his NHL debut after stopping all 18 shots for a 3-0 win in his NHL debut, Apr. 7 @ VAN... was the first goalie to record a shutout in his NHL debut at any age since Al Montoya of the Phoenix Coyotes (Apr. 1, 2009 @ COL) and the first in franchise history to record a shutout in his Anaheim debut... began the season with Norfolk (AHL), going 21-17-4 with five shutouts, a 2.34 GAA and .919 SV%... was recalled by Anaheim on Apr. 6... at the time of his recall, Gibson ranked third among AHL goalies in GAA, seventh in SV%, second in shutouts and sixth in saves (1141)... among rookies goalies, led in GAA, was tied for first in shutouts, second in SV% and saves, and ranked fifth in wins (21)... was named the CCM/AHL goalie of the month in October after going 3-1-2 with a 1.44 GAA and .953 SV% in six appearances... **PLAYOFFS:** Went 2-2 with one shutout and a

2.69 GAA in four postseason games... at 20 years and 300 days became the youngest goalie in NHL history to record a shutout in his playoff debut after stopping all 28 shots in a 2-0, Game 4 win on May 10 @ LA... was only the sixth NHL goaltender in the previous 60 years to post a shutout in his first Stanley Cup playoff game, the first since Jonas Hiller did so for the Ducks in 2009 (Apr. 16 @ SJ, CQF)... was the fourth-youngest goaltender in NHL history at the time of his first career playoff shutout (debut game or not), behind Harry Lumley (age 18 in 1945), Patrick Roy (age 20 years, 229 days in 1986) and Carey Price (age 20 years, 243 days in 2008)... was also the youngest goalie to win a playoff game since MTL's Price (20 years and 238 days) on Apr. 24, 2008 vs. PHI. (Elias)... was only the second goaltender to record shutouts in his NHL debut and Stanley Cup Playoff debut, joining Hall-of-Famer Tiny Thompson with Boston (Nov. 1928 and Mar. 1929)... stopped 39-of-42 shots for his second straight win in Game 5 of the Second Round, May 12 vs. LA.

CAREER:

Signed a three-year entry-level contract with Anaheim, Mar. 15, 2012... **2012-13:** Appeared in 27 games with Kitchener (OHL), going 17-9-1 with a 2.41 GAA and .928 SV%... won five consecutive starts (5-0-0) with a 1.97 GAA and .945 SV% from Oct. 19-28... also appeared in 10 OHL

NHL HIGHLIGHTS

NHL Career Highs:

Saves: 36, Apr. 9, 2014 vs. SJ

Shots Faced:

38, Apr. 9, 2014 vs. SJ

Goals Against:

2, two times (last: Apr. 13, 2014 vs. COL)

Winning Streak:

3, Apr. 7-13, 2014

Lossing Streak:

None

Shutout Sequence:

78-17, Apr. 7-9, 2014 (spanning two games)

Consecutive Games Played:

2, Apr. 7-9, 2014

Consecutive Starts:

2, Apr. 7-9, 2014

Penalty Shots:

None

Career Shootout Statistics:

None

First NHL Game:

In a 3-0 ANA win, Apr. 7, 2014 @ VAN

First NHL Win:

In a 3-0 ANA win, Apr. 7, 2014 @ VAN

First NHL Shutout:

In a 3-0 ANA win, Apr. 7, 2014 @ VAN

GIBSON VS. THE NHL

Team	GP	MIN	W-L-OT	SO	GA	GAA
Anaheim	-	-	-	-	-	-
Boston	-	-	-	-	-	-
Buffalo	-	-	-	-	-	-
Calgary	-	-	-	-	-	-
Carolina	-	-	-	-	-	-
Chicago	-	-	-	-	-	-
Colorado	1	61	1-0-0	0	2	1.97
Columbus	-	-	-	-	-	-
Dallas	-	-	-	-	-	-
Detroit	-	-	-	-	-	-
Edmonton	-	-	-	-	-	-
Florida	-	-	-	-	-	-
Los Angeles	-	-	-	-	-	-
Minnesota	-	-	-	-	-	-
Montreal	-	-	-	-	-	-
Nashville	-	-	-	-	-	-
New Jersey	-	-	-	-	-	-
NY Islanders	-	-	-	-	-	-
NY Rangers	-	-	-	-	-	-
Ottawa	-	-	-	-	-	-
Philadelphia	-	-	-	-	-	-
Phoenix	-	-	-	-	-	-
Pittsburgh	-	-	-	-	-	-
San Jose	1	60	1-0-0	0	2	2.00
St. Louis	-	-	-	-	-	-
Tampa Bay	-	-	-	-	-	-
Toronto	-	-	-	-	-	-
Vancouver	1	60	1-0-0	1	0	0.00
Washington	-	-	-	-	-	-
Winnipeg	-	-	-	-	-	-
NHL Totals	3	181	3-0-0	1	4	1.33

GOALTENDER



Playoff games, posting a 5-4 record with a 2.17 GAA...ranked sixth among OHL postseason leaders in wins, second in GAA and first in SV%...stopped all 49 shots faced for a 2-0 win in Game 2 of the OHL Western Conference Quarterfinals, Mar. 24 vs. Guelph...following Kitchener's season, was assigned to Norfolk (AHL) where he made his professional debut in relief on Apr. 19 @ Syracuse...**2011-12:** Made his OHL debut with Kitchener, posting a 21-10-0 record with a 2.75 GAA and .928 SV% in 32 games...led all CHL goaltenders in SV% and ranked seventh in the OHL in GAA...among OHL rookie goaltenders, ranked first in wins and GAA...backstopped Kitchener to the OHL conference finals, going 8-7 with a 2.67 GAA...among playoff leaders, ranked first in SV% (.938) and saves (605), and fourth in wins and minutes (898)...

Miscellaneous: Was USA Hockey's recipient of the 2013 Bob Johnson Award, which recognizes excellence in international hockey competition during a specific season of play...backstopped Team USA to the gold medal at the 2013 IIHF World Junior Championship in Russia, posting a 5-0-2 record and was selected Most Valuable Player of the championship...became the first United States goaltender and second American overall to win the award after Zach Parise in 2004, and the first goaltender overall since Steve Mason (Canada) in 2008...also received the Directorate Award as the tournament's best goaltender, was selected to the Media All-Star team and was named one of Team USA's best three players of the tournament...set the U.S. record for SV% (.955) for a single World Junior Championship and his 1.36 GAA ranked third by a U.S. goalie in a single tournament...helped Team USA earn a bronze medal at the 2013 IIHF World Championship, where he finished second with a 1.56 GAA

and .951 SV%...became the second-youngest netminder behind Vladislav Tretiak in world championship history to win a playoff game with an 8-3 victory over Russia in the quarterfinals...represented Team USA at the 2012 IIHF World Junior Championship in Calgary and Edmonton, stopping 23-of-27 shots on Dec. 28 vs. Finland...appeared in 32 contests in 2010-11 with the United States National Team's (USNTDP) Under-18 club, posting a 2.64 GAA and .918 SV% and one shutout...backstopped Team USA to a gold medal at the 2011 Under-18 World Championship in Germany...helped the club go undefeated in the tournament (6-0) and posted back-to-back OT wins against Canada and Sweden en route to capturing the title...was named the Best Goaltender of the tournament, compiling a 2.34 GAA and .926 SV%...in 2009-10, appeared in 18 games with the USNTDP junior club, posting a 7-9 record with a 3.69 GAA and .905 SV%.

PERSONAL:

Grew up in Pittsburgh, PA...favorite NHL player growing up was Marc-André Fleury...favorite hockey moment was winning the gold medal with team USA at the 2013 World Junior Championship...enjoys fishing during the offseason...Twitter handle is @JohnGibson35.



REGULAR SEASON

PLAYOFFS

Season	Team	League	GP	MIN	GA	SO	GAA	SV%	W-L-OT	GP	MIN	GA	SO	GAA	W-L
2011-12	Kitchener	OHL	32	1897	87	1	2.75	.928	21-10-0	16	898	40	1	2.67	8-6
2012-13	Kitchener	OHL	27	1615	65	1	2.41	.928	17-9-1	10	609	22	1	2.17	5-4
	Norfolk	AHL	1	40	3	0	4.50	.857	0-0-0	-	-	-	-	-	-
2013-14	Norfolk	AHL	45	2587	101	5	2.34	.919	21-17-4	6	373	9	1	1.45	4-2
	ANAHEIM	NHL	3	181	4	1	1.33	.954	3-0-0	4	200	9	1	2.69	2-2
NHL Totals			3	181	4	1	1.33	.954	3-0-0	4	200	9	1	2.69	2-2
AHL Totals			46	2627	104	5	2.37	.918	21-17-4	6	373	9	1	1.45	4-2



DANY HEATLEY

51

SHOOTS: Left **HEIGHT:** 6-3 **WEIGHT:** 212 **AGE:** 33; turns 34 on January 21, 2015
BORN: January 21, 1981; Freiburg, Germany **HOMETOWN:** Calgary, Alberta
ACQUIRED: Signed as a free agent, July 9, 2014
DRAFTED: By Atlanta in the first round (second overall) in the 2000 NHL Entry Draft

2013-14 REAL TIME STATISTICS

TOI/GM: 14:49 **SHFT/GM:** 18.7 **F0% (FW/FL):** 41.2 (7/10)

2013-14:

Appeared in his 12th NHL season, his third with Minnesota... in 76 regular-season contests, collected 12-16=28 points with 18 PIM...ranked third on the club in PPG (4) and tied for fifth in goals...had a season-high five-game point streak (3-3=6), Jan. 30-Feb. 27...set season highs in assists (0-2=2) on Jan. 11 vs. COL and TOI (21:29) on Nov. 30 @ COL...played his 800th career NHL game, Oct. 28 vs. CHI...**PLAYOFFS:** Made his return to the Stanley Cup Playoffs after a two-year absence, earning 1-5=6 points with four PIM in 11 games...led Minnesota in plus/minus (+6) and ranked fifth in assists...established a career high with a +3 rating and matched his personal best with three points (1-2=3) in Game 7 of the First Round, Apr. 30 @ COL...earned two assists (0-2=2) and a team-high +2 rating in Game 5 of the First Round, Apr. 26 @ COL.

CAREER:

Since his NHL debut in 2001-02, ranks second among NHL players in PPG (143), tied for fourth in GWG (64) and fifth in goals (372)...posted back-to-back 50-goal seasons from 2005-07, the first NHL player to do so since Pavel Bure (1999-01), and only Alex Ovechkin (2007-10) has done so since...was acquired by Minnesota from San Jose in exchange for Martin Havlat, July 3, 2011...was acquired by San Jose with a 2010 fifth-round draft pick from Ottawa in exchange for Milan Michalek, Jonathan Cheechoo

and San Jose's 2010 second-round draft pick, Sept. 12, 2009...was acquired by Ottawa from Atlanta in exchange for Marian Hossa and Greg de Vries, Aug. 23, 2005...**2012-13:** Appeared in his 11th NHL season, his second with Minnesota...collected 11-10=21 points with eight PIM in 36 games...ranked tied for third on the club in goals...recorded his 400th career NHL assist, Mar. 16 @ COL...missed the final 12 games of the regular season and the playoffs with an upper-body injury suffered on Apr. 3 @ SJ...**2011-12:** Appeared in his 10th NHL season, his first with Minnesota...posted 24-29=53 points with a +2 rating and 28 PIM...marked his sixth career season playing all 82 games...led Minnesota in goals, points, PPG (8) and shots (238), and co-led in games...scored 13 seconds into the game on Feb. 9 vs. VAN for the fastest goal to start a contest in club history...recorded his 700th career NHL point, Nov. 12 @ LA...**2010-11:** Appeared in his ninth NHL season, his second with San Jose...in his fifth trip to the Stanley Cup Playoffs, earned 3-6=9 points with 12 PIM in 18 games...set a San Jose club record for fastest goal in the playoffs, scoring 28 seconds into Game 1 of the CQF, Apr. 14 vs. LA...scored 26-38=64 points with a +8 rating and 56 PIM in 80 regular-season games...collected his 300th career NHL goal, Oct. 16 vs. ATL...**2009-10:** Appeared in his eighth NHL season, his first with San Jose...made his fourth career postseason appearance, recording

NHL HIGHLIGHTS

NHL Career Hat Tricks:

9 (last: Nov. 20, 2009 w/SJ vs. PHI)

NHL Career Multiple-Point Games:

195 (62 multiple-goal, 67 multiple-assist)

NHL Career OT Goals:

5 (last: Jan. 6, 2010 w/STL @ SJ)

NHL Career Highs:

Goals: 4, Oct. 29, 2005 w/OTT @ TOR

Assists: 3, seven times (last: Oct. 27, 2010 w/SJ vs. NJ)

Points: 4, eight times (last: Oct. 27, 2010 w/SJ vs. NJ; 1-3=4)

PIM: 16, Dec. 16, 2008 w/OTT vs. ATL

TOI: 29:05, Mar. 7, 2003 w/ATL vs. FLA

Shots: 11, two times (last: Jan. 6, 2011 w/SJ vs. BUF)

Plus/Minus: +6, Oct. 8, 2009 w/SJ vs. CBJ

Goal Streak: 6, Feb. 20-Mar. 2, 2007 (8-4=12)

Assist Streak: 6, three times (last: Jan. 28-Feb. 8, 2010; 2-8=10)

Point Streak: 22, Oct. 5-Nov. 29, 2005 (17-2=38)

Penalty Shots: 1-for-3 (last: Oct. 8, 2009 w/SJ vs. CBJ); goal vs. Garon

First NHL Game:

In a 2-1 ATL win, Oct. 4, 2001 @ BUF

First NHL Point:

An assist in a 2-1 ATL win, Oct. 4, 2001 @ BUF

First NHL Goal:

A goal in a 4-3 ATL loss, Oct. 19, 2001 vs. NYR

Milestones Achieved:

800th NHL game, Oct. 28, 2013 w/MIN vs. CHI

300th NHL goal, Oct. 16, 2010 w/SJ vs. ATL

400th NHL assist, Mar. 16, 2013 w/MIN @ COL

700th NHL point, Nov. 12, 2011 w/MIN @ LA

Milestones Within Reach:

9 points to 800 NHL points

28 goals to 400 NHL goals

37 appearances to 900 NHL games

HEATLEY VS. THE NHL

Team	GP	G	A	Pts.	PIM
Anaheim	29	10	12	22	26
Arizona	28	13	9	22	20
Boston	43	18	23	41	42
Buffalo	47	24	27	51	46
Calgary	28	8	10	18	14
Carolina	32	17	17	34	32
Chicago	24	7	11	18	8
Colorado	29	8	21	29	14
Columbus	21	8	4	12	24
Dallas	30	7	20	27	14
Detroit	22	6	7	13	6
Edmonton	27	12	15	27	6
Florida	33	17	17	34	20
Los Angeles	25	5	7	12	14
Minnesota	13	7	6	13	14
Montreal	43	25	27	52	36
Nashville	24	15	12	27	20
New Jersey	32	11	15	26	18
NY Islanders	28	14	13	27	22
NY Rangers	32	15	20	35	28
Ottawa	14	3	7	10	6
Philadelphia	30	18	13	31	14
Pittsburgh	29	21	11	32	26
San Jose	15	3	5	8	8
St. Louis	24	10	5	15	6
Tampa Bay	32	15	17	32	24
Toronto	42	27	24	51	36
Vancouver	28	5	9	14	22
Washington	35	12	24	36	24
Winnipeg	24	11	11	22	30
NHL Totals	863	372	419	791	620

LEFT WING



2-11=13 points with 16 PIM in 14 games...appeared in all 82 regular-season contests, scoring 39-43=82 points with a +14 rating and 54 PIM...led the NHL in GWG (9), ranked second in PPG (18) and eighth in goals...tied a club record with a career-high +6 rating and scored a hat trick (3-1=4), Oct. 8 vs. CBJ...**2008-09:** Appeared in his seventh NHL season, his fourth with Ottawa...posted 39-33=72 points with 88 PIM in 82 games...among league leaders, ranked tied for ninth in goals and seventh in PPG (15)...recorded his 500th career NHL game on Mar. 29 @ TB and his 500th NHL point on Dec. 20 vs. DAL...**2007-08:** Appeared in his sixth NHL season, his third with Ottawa...made his third consecutive trip to the Stanley Cup Playoffs, earning one assist (0-1=1) in four games...registered 41-41=82 points with a career-high +33 rating and 76 PIM in 71 regular-season games...ranked third among league leaders in plus/minus...**2006-07:** Appeared in his fifth NHL season, his second with Ottawa...helped lead the Senators to the Stanley Cup Final vs. Anaheim, co-leading the league in playoff scoring (7-15=22)...in 82 regular-season games, collected 50-55=105 points with a +31 rating and 74 PIM...was named to the NHL's First All-Star team...set career highs in points and assists and tied his personal best in goals...ranked second in the NHL in goals and fourth in points...**2005-06:** Appeared in his fourth NHL season, his first with Ottawa...made his Stanley Cup Playoff debut, earning 3-9=12 points with 11 PIM...appeared in all 82 regular-season games, scoring 50-53=103 points with a +29 rating and 86 PIM...was named to the league's Second All-Star Team...began the season with a 22-game point streak, second only to Wayne Gretzky's 23-game point streak with Los Angeles for the NHL's longest scoring streak from the start of a player's tenure with a team...scored a career-high four goals in an 8-0 victory, Oct. 29 @ TOR...recorded his 100th career NHL goal, Dec. 12 @ COL...**2004-05:** Split the season with Bern (Swiss-A) and Kazan (Russia), posted 17-11=28 points with 80 PIM in 27 games overall...**2003-04:** Appeared in his third NHL season with Atlanta, collecting 13-12=25 points with 18 PIM in 31 games...missed the first 51 games of the season due to injury...had the third-best points-per-game average (.81)

among team leaders...**2002-03:** Appeared in his second NHL season with Atlanta, scoring 41-48=89 points with 58 PIM in 77 games...marked his first of four seasons with 40-plus goals...scored four goals at the 2003 NHL All-Star Game, becoming the youngest player in NHL All-Star Game history to score a hat trick en route to MVP honors...**2001-02:** Won the Calder Memorial Trophy and was named to the NHL All-Rookie team in his first NHL season...scored 26-41=67 points with 56 PIM in 82 games with Atlanta...led NHL rookies in scoring, assists and games, co-led in PPG (7) and ranked second in goals...**Miscellaneous:** Has represented Canada at numerous international tournaments, including the 2010 (gold) and 2006 Olympic Winter Games, 2009 (silver), 2008 (silver), 2004 (gold) and 2003 (gold) World Championships, 2004 World Cup (gold), and 2001 and 2000 World Junior Championship...ranked tied for second on Canada in goals and points (4-3=7) at the 2010 Olympics, led the 2004 World Championship in scoring (8-3=11) and was named MVP of the 2008 World Championship after leading the tournament in goals and points (12-8=20)...was a finalist for the 2001 Hobey Baker Award, 2001 NCAA West First All-America and 2000 WCHA Rookie of the Year while at the University of Wisconsin.

PERSONAL:

Grew up in Calgary, Alberta...spent most of the offseason in British Columbia...lists "Major League" as his favorite movie...claims to have "too many" pregame superstitions and routines.



REGULAR SEASON

PLAYOFFS

Season	Team	League	GP	G	A	Pts.	PIM	+/-	GP	G	A	Pts.	PIM
1999-00	U. of Wisconsin	WCHA	38	28	28	56	32	-	-	-	-	-	-
2000-01	U. of Wisconsin	WCHA	39	24	33	57	74	-	-	-	-	-	-
2001-02	ATLANTA	NHL	82	26	41	67	56	-19	-	-	-	-	-
2002-03	ATLANTA	NHL	77	41	48	89	58	-8	-	-	-	-	-
2003-04	ATLANTA	NHL	31	13	12	25	18	-8	-	-	-	-	-
2004-05	Bern	Swiss-A	16	14	10	24	58	-	-	-	-	-	-
	Kazan	Russia	11	3	1	4	22	-	4	2	1	3	4
2005-06	OTTAWA	NHL	82	50	53	103	86	+29	10	3	9	12	11
2006-07	OTTAWA	NHL	82	50	55	105	74	+31	20	7	15	22	14
2007-08	OTTAWA	NHL	71	41	41	82	76	+33	4	0	1	1	6
2008-09	OTTAWA	NHL	82	39	33	72	88	-11	-	-	-	-	-
2009-10	SAN JOSE	NHL	82	39	43	82	54	+14	14	2	11	13	16
2010-11	SAN JOSE	NHL	80	26	38	64	56	+8	18	3	6	9	12
2011-12	MINNESOTA	NHL	82	24	29	53	28	-2	-	-	-	-	-
2012-13	MINNESOTA	NHL	36	11	10	21	8	-12	-	-	-	-	-
2013-14	MINNESOTA	NHL	76	12	16	28	18	-18	11	1	5	6	4
NHL Totals			863	372	419	791	620	+41	77	16	47	63	63



TIM JACKMAN

18

SHOOTS: Right **HEIGHT:** 6-2 **WEIGHT:** 224 **AGE:** 32; turns 33 on Nov. 14, 2014
BORN: Nov. 14, 1981; Minot, North Dakota **HOMETOWN:** Minot, North Dakota
ACQUIRED: From Calgary in exchange for a sixth-round selection in the 2014 NHL Entry Draft, Nov. 21, 2013
DRAFTED: By Columbus in the second round (38th overall) of the 2001 NHL Entry Draft
2013-14 REAL TIME STATISTICS
 TOI/GM: 7:06 SHFT/GM: 10.9 FO% (FW/FL): 66.7 (2/1)

2013-14:

Appeared in his 10th NHL season, his first with Anaheim...began the season with Calgary before being acquired by Anaheim in exchange for a sixth-round selection in the 2014 NHL Entry Draft, Nov. 21, 2013...in 36 games with the Ducks and Flames, earned 4-1=5 points with 103 PIM...suffered a hand fracture blocking a shot on Apr. 4, causing him to miss the final five games of the regular season and the entire playoffs...earned 3-1=4 points with 62 PIM in 26 games with Anaheim...scored two goals in a three-game stretch, including Mar. 15 @ LA (1-0=1) and Mar. 5 vs. MTL (1-0=1)...scored his first goal as Duck and tied a career high in plus/minus (+2), Jan. 3 vs. EDM...recorded his first point as a member of the Ducks (assist), Dec. 7 @ STL...was acquired by Anaheim on Nov. 21 and made his Ducks debut the following night vs. TB...appeared in his 400th career NHL game on his 32nd birthday, Nov. 14 with Calgary vs. DAL...scored his first goal of the season in a 3-2 Flames loss, Nov. 7 @ STL...amassed a career-tying 17 PIM, Nov. 5 @ MIN.

CAREER:

Signed a one-year contract extension with Anaheim through the 2014-15 season, Mar. 1, 2014...was acquired from Calgary in exchange for a sixth-round selection in the 2014 NHL Entry Draft, Nov. 21, 2013...signed a two-year contract with Calgary, July 2, 2010...signed a one-year contract extension with the

NY Islanders, Mar. 19, 2009...signed a one-year contract extension with the NY Islanders, June 2, 2008...signed a one-year contract with the NY Islanders, July 5, 2007...was acquired by Los Angeles from Phoenix in exchange for Yanick Lehoux, Mar. 9, 2006...was acquired by Phoenix from Columbus with Geoff Sanderson in exchange for Cale Hulse, Mike Rupp and Jason Chimeria, Oct. 8, 2005...**2012-13:** Appeared in his ninth NHL season, his third with Calgary...scored 1-4=5 points with 76 PIM in 42 games...led Calgary in hits (98) and fighting majors (8)...**2011-12:** Appeared in his eighth NHL season, his second with Calgary...had 1-6=7 points with 94 PIM in 75 games...led Calgary in PIM for the second straight season...recorded his second career multi-assist game (0-2=2), Oct. 28 vs. STL...missed six games with a shoulder injury, Mar. 9-18...**2010-11:** Appeared in his seventh NHL season, his first with Calgary...set career highs in goals (10), assists (13), points (23), plus/minus (+4) and games (82)...led Calgary in PIM, hits (133) and fighting majors (12)...had points in a career-high five straight games (3-3=6), Dec. 27-Jan. 5...also had a career-high two-game goal streak (2-1=3) and two-game assist streak (1-2=3), Jan. 21-22...notched his first NHL multi-goal game (2-0=2) in a 5-2 win, Feb. 9 vs. OTT...netted his first career GWG in a 3-2 victory, Dec. 31 vs. COL...played his 200th NHL game, Oct. 26 vs. EDM...**2009-10:** Appeared in his sixth NHL season,

NHL HIGHLIGHTS

NHL Career Hat Tricks:

None

NHL Career Multiple-Point Games:

7 (1 multiple-goal, 3 multiple-assist)

NHL Career OT Goals:

None

NHL Career Highs:

Goals: 2, Feb. 9, 2011 w/CGY vs. OTT

Assists: 2, three times (last: Apr. 13, 2013 w/CGY @ EDM)

Points: 2, seven times (last: Apr. 13, 2013 w/CGY @ EDM; 0-2=2)

PIM: 17, four times (last: Nov. 5, 2013 w/CGY @ MIN)

TOI: 19:33, Apr. 7, 2009 w/NYI @ CAR

Shots: 6, three times (last: Apr. 13, 2013 w/CGY @ EDM)

Plus/Minus: +2, seven times (last: Jan. 3, 2014 vs. EDM)

Goal Streak: Two games, Dec. 31, 2010-Jan. 1, 2011 (2-1=3)

Assist Streak: Two games, five times (last: Jan. 21-22, 2011; 1-2=3)

Point Streak: Five games, Dec. 27, 2010-Jan. 5, 2011 (3-3=6)

Penalty Shots:

None

First NHL Game:

In a 5-2 CBJ loss, Dec. 20, 2003 @ MIN

First NHL Point:

A goal (Leighton) in a 4-3 CBJ win, Feb. 27, 2004

First NHL Goal:

A goal (Leighton) in a 4-3 CBJ win, Feb. 27, 2004

Milestones Achieved:

400th NHL game, Nov. 14, 2013 vs. DAL

Milestones Within Reach:

32 points to 100 NHL points

74 appearances to 500 NHL games

74 appearances to 100 games as a Duck

JACKMAN VS. THE NHL


Team	GP	G	A	Pts.	PIM
Anaheim	14	0	1	1	19
Boston	11	0	1	1	22
Buffalo	9	0	1	1	28
Calgary	6	0	1	1	7
Carolina	12	1	4	5	24
Chicago	15	1	2	3	9
Colorado	24	3	2	5	33
Columbus	14	0	1	1	19
Dallas	15	0	2	2	17
Detroit	13	0	3	3	13
Edmonton	19	2	5	7	45
Florida	9	1	0	1	11
Los Angeles	21	2	0	2	30
Minnesota	24	0	1	1	45
Montreal	14	1	1	2	18
Nashville	13	0	1	1	4
New Jersey	17	0	2	2	32
NY Islanders	4	1	1	2	14
NY Rangers	12	0	1	1	15
Ottawa	14	2	3	5	14
Philadelphia	16	1	1	2	25
Phoenix	15	2	0	2	18
Pittsburgh	17	1	1	2	46
San Jose	20	1	1	2	44
St. Louis	19	1	3	4	35
Tampa Bay	8	0	1	1	20
Toronto	12	1	0	1	12
Vancouver	22	4	1	5	50
Washington	10	0	0	0	23
Winnipeg	7	2	0	2	24
NHL Totals	426	27	41	68	716

RIGHT WING



his third with the NY Islanders...posted 4-5=9 points with 98 PIM in 54 contests...led the Islanders in PIM and fighting majors (10)...2008-09: Appeared in his fifth NHL season, his second with the NY Islanders...scored 5-7=12 points with a career-high 155 PIM in 69 games...led the Islanders in PIM and hits (155)...won the 2009 Bob Nystrom Award, presented to the player who best exemplifies leadership, hustle and dedication...collected a career-high two assists (0-2=2), Mar. 20 @ CAR...played his 100th NHL game on Jan. 17 vs. NJ and scored his first career SHG on Jan. 3 @ SJ...began the season at Bridgeport, notching 6-1=7 points with 35 PIM in 12 games...**2007-08:** Appeared in his fourth NHL season, his first with the NY Islanders...earned 1-3=4 points with 57 PIM in 36 games...added an AHL career-tying 15-21=36 points with 67 PIM in 44 games with Bridgeport (AHL)...**2006-07:** Appeared in his third NHL season, his first with Los Angeles...recorded 10 PIM in five games...played the remainder of the campaign with Manchester (AHL), collecting 19-14=33 points with a +10 rating and 143 PIM in 69 games...in his third career appearance in the Calder Cup Playoffs, established postseason career highs in goals (3), assists (3), points (6), PIM (26) and games (16)...**2005-06:** Appeared in his second NHL season, his first with Phoenix...went scoreless with a +1 rating and 21 PIM in eight games...combined for 68 AHL games with San Antonio and Manchester, scoring 9-16=25 points with 160 PIM...made his second trip to the Calder Cup Playoffs, scoring 0-3=3 points with 20 PIM in seven games with Manchester...**2004-05:** Appeared in his third AHL season, recording 14-21=35 points with 98 PIM in 73 games with Syracuse...established a career high in assists...**2003-04:** Made his NHL debut with Columbus, earning 1-2=3 points with 16 PIM

in 19 games...appeared in his first NHL game on Dec. 20 @ MIN and scored his first career points (1-1=2) in a 4-3 win, Feb. 27 @ CHI...played the remainder of the season with Syracuse, notching 23-13=36 points with a +12 rating and 61 PIM in 64 games...set career highs in goals and points...ranked second on Syracuse in goals...added 2-3=5 points with 12 PIM in seven Calder Cup Playoff games...**2002-03:** Made his professional debut with Syracuse, collecting 9-7=16 points with 48 PIM in 77 games...**Miscellaneous:** Became the first Minnesota State - Mankato (WCHA) player to be selected in the NHL Entry Draft in 2001 by Columbus (second round, 38th overall)...played 73 career WCHA games, earning 25-28=53 points with 178 PIM.




PERSONAL:

Tim and his wife, Chelsey, are expecting their first child in March...they spent their summer in Minneapolis, visiting family and friends...was once asked to autograph a cell phone...favorite restaurant is Bear Flag Fish Co. in Newport Beach...his favorite NHL players growing up were Wayne Gretzky and Brett Hull...his best hockey memory was scoring his first goal and assist in Chicago with his parents in the stands.

REGULAR SEASON PLAYOFFS

Season	Team	League	REGULAR SEASON					PLAYOFFS					
			GP	G	A	Pts.	PIM	+/-	GP	G	A	Pts.	PIM
2000-01	Minn. State-Mankato	WCHA	37	11	14	25	92	-	-	-	-	-	-
2001-02	Minn. State-Mankato	WCHA	36	14	14	28	86	-	-	-	-	-	
2002-03	Syracuse	AHL	77	9	7	16	48	-13	-	-	-	-	
2003-04	Syracuse	AHL	64	23	13	36	61	+12	7	2	3	5	12
	COLUMBUS	NHL	19	1	2	3	16	-7	-	-	-	-	
2004-05	Syracuse	AHL	73	14	21	35	98	+0	-	-	-	-	
2005-06	San Antonio	AHL	50	7	13	20	127	-8	-	-	-	-	
	PHOENIX	NHL	8	0	0	0	21	+1	-	-	-	-	
2006-07	Manchester	AHL	18	2	3	5	33	-3	7	0	3	3	20
	Manchester	AHL	69	19	14	33	143	10	16	3	3	6	26
2007-08	LOS ANGELES	NHL	5	0	0	0	10	-1	-	-	-	-	
	Bridgeport	AHL	44	15	21	36	67	-3	-	-	-	-	
2008-09	NY ISLANDERS	NHL	36	1	3	4	57	-3	-	-	-	-	
	Bridgeport	AHL	12	6	1	7	35	-3	-	-	-	-	
2009-10	NY ISLANDERS	NHL	69	5	7	12	155	-17	-	-	-	-	
	NY ISLANDERS	NHL	54	4	5	9	98	-4	-	-	-	-	
2010-11	CALGARY	NHL	82	10	13	23	86	+4	-	-	-	-	
2011-12	CALGARY	NHL	75	1	6	7	94	-21	-	-	-	-	
2012-13	CALGARY	NHL	42	1	4	5	76	-9	-	-	-	-	
2013-14	CALGARY	NHL	10	1	0	1	41	-1	-	-	-	-	
	ANAHEIM	NHL	26	3	1	4	62	-2	-	-	-	-	
NHL Totals			426	27	41	68	716	-60	-	-	-	-	



RYAN KESLER

17

SHOOTS: Right **HEIGHT:** 6-2 **WEIGHT:** 208 **AGE:** 30; turns 31 on August 31, 2015
BORN: August 31, 1984; Livonia, Michigan **HOMETOWN:** Livonia, Michigan
ACQUIRED: From Vancouver with a third-round selection in the 2015 NHL Entry Draft in exchange for Nick Bonino, Luca Sbisa and first-round and third-round selections in the 2014 NHL Entry Draft, June 27, 2014
DRAFTED: By Vancouver in the first round (23rd overall) in the 2003 NHL Entry Draft
2013-14 REAL TIME STATISTICS

TOI/GM: 21:48 **SHFT/GM:** 25.9 **FO% (FW/FL):** 52.6 (740/666)

2013-14:

Appeared in his 10th NHL season with Vancouver, scoring 25-18=43 points with 81 PIM in 77 games...led the club in goals, GWG (5), PPG (9) and shots (239), while ranking second in hits (133) and takeaways (47), and third in scoring and power-play scoring (9-7=16)...led team forwards in blocked shots (68), shorthanded TOI (169:58) and average shorthanded TOI (2:12)...also paced the Canucks in faceoff wins (740) and attempts (1,406), and ranked second in faceoff percentage (52.6)...scored his 10th career SHG for his second goal in as many games, Feb. 28 vs. MIN...earned a season-high three points (1-2=3), Jan. 31 @ WPG...was charged with a season-high 12 PIM, Jan. 29 vs. CHI...collected five goals (5-0=5) and three GWG in a four-game span, Dec. 1-8...scored the GWG and earned a season-high +3 rating in a 3-1 win, Dec. 8 vs. COL...was credited with a career-high 10 shots on net, Nov. 25 vs. LA...picked up his 200th career NHL assist on Nov. 22 vs. CBJ and appeared in his 600th career NHL game on Nov. 17 vs. DAL...posted a season-long five-game point streak (5-3=8), Oct. 20-28...within the scoring streak, collecting his third career OT goal on Oct. 25 @ STL and logged a career-best 28:04 TOI on Oct. 22 @ NYI.

CAREER:

Signed a six-year contract extension with Vancouver through the 2015-16 NHL season, Mar. 19, 2010...signed a three-year contract with Vancouver through 2009-10, May 24, 2007...signed a one-year contract with the

Canucks for 2006-07, Sept. 14, 2006...signed his three-year entry-level contract, Aug. 18, 2003...**2012-13:** Appeared in his ninth NHL season with Vancouver...made his fifth consecutive trip to the Stanley Cup Playoffs, scoring two goals (2-0=2) in four games...was limited to 17 regular-season contests, earning 4-9=13 points with 12 PIM...posted a 57.4 faceoff percentage, winning 174-of-303 attempts...missed 20 games with a foot injury, Mar. 2-Apr. 6...returned to the lineup to score his 20th career GWG, Apr. 8 vs. PHX...recorded an assist (0-1=1) in his season debut, Feb. 15 vs. DAL...missed the first 12 games of the season with a shoulder injury, Jan. 19-Feb. 12...**2011-12:** Appeared in his eighth NHL season with Vancouver, earning 0-3=3 points with six PIM in five Stanley Cup Playoff games...finished tied for second on the club in postseason scoring...appeared in 77 regular-season games, recording 22-27=49 points with a +11 rating and 56 PIM...posted a faceoff percentage of 53.6 (724-of-1,351), leading the team in faceoff wins and attempts...matched a career high for assists in a game (0-3=3), Dec. 4 vs. CGY...**2010-11:** Appeared in his seventh NHL season with Vancouver, helping lead the club to the seventh game of the Stanley Cup Final...scored 7-12=19 points with 47 PIM in 25 games, all postseason career bests...ranked third among playoff leaders in hits (78)...led the club in playoff faceoff percentage (54.1) and team forwards in TOI (22:34)...scored 41-32=73 points with a +24 rating in 82 regular-season games...among league leaders, ranked tied for fourth in goals, fourth in PPG

NHL HIGHLIGHTS

NHL Career Hat Tricks:

1, Apr. 7, 2011 w/VAN vs. MIN

NHL Career Multiple-Point Games:

77 (24 multiple-goal, 31 multiple-assist)

NHL Career OT Goals:

3, last Oct. 25, 2013 w/VAN @ STL

NHL Career Highs:

Goals: 3, Apr. 7, 2011 w/VAN vs. MIN

Assists: 3, seven times (last: Dec. 4, 2011 w/VAN vs. CGY)

Points: 3, 17 times (last: Dec. 10, 2011 w/VAN @ OT; 2-1=3)

PIM: 15, two times (last: Apr. 8, 2010 w/VAN @ SJ)

TOI: 28:04 Oct. 22, 2013 w/VAN @ NYI

Shots: 10, Nov. 25, 2013 w/VAN vs. LA

Plus/Minus: +4, Feb. 2, 2011 w/VAN @ PHX

Goal Streak: Five games, Jan. 31-Feb. 9, 2012 (5-0=5)

Assist Streak: Five games, Dec. 31, 2009-Jan. 9, 2010 (1-6=1)

Point Streak: 13 games, Feb. 6-Mar. 14, 2010 (6-9=15)

Penalty Shots: None

First NHL Game:

In a 2-1 VAN loss, Nov. 24, 2003 @ TOR

First NHL Point:

An assist in a 5-2 VAN win, Nov. 25, 2003 @ MTL

First NHL Goal:

A goal (McLennan) in a 4-4 tie, Nov. 29, 2003 @ CGY

Milestones Achieved:

600th career NHL game, Nov. 17, 2013 w/VAN vs. DAL

100th NHL goal, Nov. 24, 2010 w/VAN vs. COL

200th NHL assist, Nov. 22, 2013 w/VAN vs. CBJ

300th NHL point, Nov. 26, 2011 w/VAN @ SJ

Milestones Within Reach:

7 points in a 400 NHL points

18 goals to 200 NHL goals

45 appearances to 700 NHL games

KESLER VS. THE NHL

Team	GP	G	A	Pts.	PIM
Anaheim	33	12	7	19	19
Arizona	33	8	13	21	39
Boston	8	2	2	4	11
Buffalo	8	1	2	3	6
Calgary	54	14	22	36	43
Carolina	8	4	3	7	6
Chicago	33	8	7	15	55
Colorado	48	12	14	26	50
Columbus	28	8	14	22	30
Dallas	28	10	10	20	24
Detroit	30	7	13	20	18
Edmonton	51	9	26	35	46
Florida	7	2	1	3	11
Los Angeles	30	7	8	15	25
Minnesota	50	22	7	29	44
Montreal	13	5	7	12	8
Nashville	33	8	5	13	22
New Jersey	9	3	4	7	10
NY Islanders	9	3	2	5	14
NY Rangers	9	2	5	7	12
Ottawa	14	5	4	9	4
Philadelphia	7	5	1	6	4
Pittsburgh	8	2	0	2	6
San Jose	29	4	8	12	41
St. Louis	30	8	9	17	28
Tampa Bay	7	2	2	4	4
Toronto	13	5	6	11	8
Vancouver	-	-	-	-	-
Washington	8	2	5	7	2
Winnipeg	9	2	4	6	4
NHL Totals	655	182	211	393	594



(15) and tied for 10th in SHG (3)...established career highs in goals and plus/minus...was named an alternate captain for the 2011 NHL All-Star Game in his first NHL All-Star Game appearance...ranked second on the team and tied for sixth in the NHL in faceoff percentage (57.4)...scored three hat tricks, tied for the third-most in the NHL...was named an alternate captain prior to the season...**2009-10:** Appeared in his sixth NHL season with Vancouver...scored 1-9=10 points with four PIM in 12 Stanley Cup Playoff games...in 82 regular-season games, collected 25-50=75 points with a +1 rating and 104 PIM...set career highs in points, assists and PIM...led Vancouver in PPG (12) and faceoff percentage (55.1)...owned the fifth-longest point streak of the season at 13 games (6-9=15), Feb. 6-Mar. 14...**2008-09:** Appeared in his fifth NHL season with Vancouver...made his second career trip to the Stanley Cup Playoffs, picking up 2-2=4 points with 14 PIM in 10 games...played all 82 regular-season games for the second time in his career, posting 26-33=59 points with a +8 rating and 61 PIM...was nominated for the Frank J. Selke Trophy...co-led the team in PPG (10) and games, ranked third in scoring and goals, and tied for third in assists...won 527-of-976 faceoff attempts (54.0)...had a pair of season-high five-game point streaks, including Mar. 11-19 (2-6=8) and Oct. 16-25 (2-4=6)...tied his career high for points in a game on Mar. 15 vs. COL (0-3=3, also matching personal best in assists), Feb. 7 vs. CHI (2-1=3) and Feb. 3 vs. CAR (1-2=3)...**2007-08:** Appeared in his fourth NHL season with Vancouver, scoring 21-16=37 points with a +1 rating and 79 PIM in 80 games...ranked third on the club in goals and fourth in scoring...led Vancouver in faceoff percentage (53.0), winning 720-of-1,358 attempts...collected his first career multi-goal game (2-0=2) in a 4-1 win, Oct. 21 @ CBJ...**2006-07:** Appeared in his third NHL season with Vancouver...made his NHL playoff debut, recording two shots and logging 27:51 TOI, Apr. 11 vs DAL...played 48 regular-season games, earning 6-10=16 points with a +1 rating and 40 PIM...scored a career-high 1-2=3 points in a 4-0 win, Jan. 16 @ MTL...**2005-06:** Appeared in his second NHL season with Vancouver, collecting 10-13=23 points with a +1 rating and 79 PIM in 82 games...led the club in blocked shots (51) and hits (136), and co-led in games played...scored his first career PPG on Apr. 10 vs. ANA and earned his first multi-assist game (0-2=2) in a 4-3 win on Jan. 10 vs. TOR...appeared in his 100th career NHL game, Mar. 25 vs. EDM...recorded his first NHL GWG in a 3-1 victory, Nov. 22 vs. CHI...**2004-05:** Played the entire season with Manitoba (AHL), recording 30-28=58 points with a +22 rating and 105 PIM in 78

games...added 4-5=9 points with eight PIM in 14 Calder Cup Playoff games...**2003-04:** Appeared in his first NHL season with Vancouver, scoring 2-3=5 points with 16 PIM in 28 games...notched his first NHL multi-point game (1-1=2) in a 2-2 tie, Mar. 16 vs. NSH...scored his first career NHL goal (McLennan) in a 4-4 tie, Nov. 29, 2003 @ CGY...picked up his first career point (assist) in a 5-2 win, Nov. 25 @ MTL...made his NHL debut in a 2-1 loss, Nov. 24 @ TOR...also played 33 games with Manitoba, picking up 3-8=11 points with 29 PIM...**Miscellaneous:** Has represented Team USA at the last two Olympic Winter Games, winning silver in 2010 at Vancouver...collected two goals in six games in 2010 en route to the silver medal...

PERSONAL:

Ryan and his wife, Andrea, have three children: daughters Makayla (6) and Kinsley (1), and son Ryker (3)...the family spent the offseason in Michigan...enjoys dining at Javier's in Newport Beach...his favorite TV shows are "Game of Thrones" and "Sons of Anarchy"...favorite movies are "Old School" and "Billy Madison"...his favorite players growing up were Mike Modano and Joe Sakic...Twitter handle is @Ryan_Kesler.

		REGULAR SEASON							PLAYOFFS				
Season	Team	League	GP	G	A	Pts.	PIM	+/-	GP	G	A	Pts.	PIM
2002-03	Ohio State	CCHA	40	11	20	31	44	+4	-	-	-	-	-
2003-04	Manitoba	AHL	33	3	8	11	29	-4	-	-	-	-	-
	VANCOUVER	NHL	28	2	3	5	16	-2	-	-	-	-	-
2004-05	Manitoba	AHL	78	30	28	58	105	+22	14	4	5	9	8
2005-06	VANCOUVER	NHL	82	10	13	23	79	+1	-	-	-	-	-
2006-07	VANCOUVER	NHL	48	6	10	16	40	+1	1	0	0	0	0
2007-08	VANCOUVER	NHL	80	21	16	37	79	+1	-	-	-	-	-
2008-09	VANCOUVER	NHL	82	26	33	59	61	+8	10	2	2	4	14
2009-10	VANCOUVER	NHL	82	25	50	75	104	+1	12	1	9	10	4
	United States	Olympics	6	2	0	2	2	+5	-	-	-	-	-
2010-11	VANCOUVER	NHL	82	41	32	73	66	+24	25	7	12	19	47
2011-12	VANCOUVER	NHL	77	22	27	49	56	+11	5	0	3	3	6
2012-13	VANCOUVER	NHL	17	4	9	13	12	-5	4	2	0	2	0
2013-14	VANCOUVER	NHL	77	25	18	43	81	-15	-	-	-	-	-
	United States	Olympics	6	1	3	4	0	+6	-	-	-	-	-
NHL Totals			655	182	211	393	594	+25	57	12	26	38	71



HAMPUS LINDHOLM 47

SHOOTS: Left **HEIGHT:** 6-3 **WEIGHT:** 205 **AGE:** 20; turns 21 on January 20, 2015
BORN: January 20, 1994; Helsingborg, Sweden **HOMETOWN:** Helsingborg, Sweden
DRAFTED: By Anaheim in the first round (sixth overall) of the 2012 NHL Entry Draft
2013-14 REAL TIME STATISTICS

TOI/GM: 19:25 **SHFT/GM:** 24.6 **FO% (FW/FL):** 0.0 (0/0)

2013-14:

Made his NHL debut with Anaheim, registering 6-24=30 points with a +29 rating and 36 PIM in 78 games...became the first Ducks defenseman to be named to the NHL All-Rookie Team, joining teammate Frederik Andersen...set a club record for the best plus/minus rating of any rookie defenseman...his +29 was the fifth-highest plus/minus rating among rookie defensemen since 1989-90 and the highest of any such player in the Western Conference since 1991-92, joining DET's Nicklas Lidstrom (+36 in 1991-92), OTT's Andrej Meszaros (+34 in 2005-06), NJ's Colin White (+32 in 2001-02) and BOS' Adam McQuaid (+30 in 2010-11)...ranked fourth among all NHL defensemen in plus/minus...among rookie blueliners, ranked second in scoring, third in assists and tied for fifth in goals...his 78 games were the most by a Ducks rookie defenseman since Kurt Sauer played 80 in 2002-03...posted seven multi-point games (one multi-goal, four multi-assist)...recorded a career-high three-game point/assist streak (0-4=4), Mar. 14-18...logged a career-high 24:22 TOI, Mar. 18 vs. WSH...became the second-youngest player in club history (19 yrs. 356 days) to score two goals in a game on Jan. 11 @ PHX, behind only Cam Fowler (19 yrs. 343 days, Nov. 13, 2011 vs. MIN)...scored his first career GWG as part of

a 1-1=2 point night, Dec. 23 @ WSH...recorded his first career point and assist streaks from Dec. 11-15 (two games, 0-2=2)...scored his first career NHL goal in his second career multi-point game (1-1=2), Nov. 6 vs. PHX...earned his first two career NHL points (assists) while recording a career-best +4 rating, Oct. 13 vs. OTT...became the seventh youngest Duck to appear in a game at 19 years, 8 months and 17 days with his NHL debut on Oct. 6 @ WPG...**PLAYOFFS:** Made his Stanley Cup Playoff debut, collecting 0-2=2 points in 11 games...earned his first career postseason point (assist) in Game 3 of the Second Round, May 8 @ LA.

CAREER:

Signed a three-year entry-level contract with Anaheim, July 13, 2012...**2012-13:** Made his North American debut with Norfolk (AHL) in 2012-13, scoring 1-10=11 points with a +5 rating and 16 PIM in 44 games...ranked tied for third on Norfolk and second among team defensemen in plus/minus...recorded his first career AHL multi-point game (0-2=2), Mar. 8 vs. Hershey...scored his first career AHL goal, Nov. 3 vs. Binghamton...debuted on Oct. 12 vs. Worcester, becoming the youngest player in AHL Admirals history at 18 years, eight months and 23 days...**2011-12:**

NHL HIGHLIGHTS

NHL Career Hat Tricks:

None

NHL Career Multiple-Point Games:

7 (1 multiple-goal, 4 multiple-assist)

NHL Career OT Goals:

None

NHL Career Highs:

Goals: 2, Jan. 11, 2014 @ PHX

Assists: 2, four times (last: Mar. 18, 2014 vs. WSH)

Points: 2, seven times (last: Mar. 18, 2014 vs. WSH; 0-2=2)

PIM: 4, Jan. 11, 2014 @ PHX

TOI: 24:22, Mar. 18, 2014 vs. WSH

Shots: 6, Oct. 13, 2013 vs. OTT

Plus/Minus: +4, Oct. 13, 2013 vs. OTT

Goal Streak: None

Assist Streak: Three games, Mar. 14-18, 2014 (0-4=4)

Point Streak: Three games, Mar. 14-18, 2014 (0-4=4)

Penalty Shots: None

First NHL Game:

In a 3-2 ANA win, Oct. 6, 2013 @ WPG

First NHL Point:

An assist in a 4-1 ANA win, Oct. 13 vs. OTT

First NHL Goal:

A goal (Smith) in a 5-2 ANA win, Nov. 6, 2013 vs. PHX

Milestones Within Reach:

22 appearances to 100 NHL games

LINDHOLM VS. THE NHL

Team	GP	G	A	Pts.	PIM
Anaheim	-	-	-	-	-
Arizona	5	3	1	4	4
Boston	2	0	0	0	2
Buffalo	2	0	1	1	0
Calgary	4	0	0	0	4
Carolina	2	0	0	0	2
Chicago	3	0	0	0	4
Colorado	2	0	1	1	2
Columbus	2	0	1	1	2
Dallas	3	0	1	1	4
Detroit	2	0	0	0	0
Edmonton	5	0	2	2	0
Florida	2	1	0	1	2
Los Angeles	5	0	3	3	4
Minnesota	2	0	1	1	0
Montreal	2	0	1	1	0
Nashville	3	0	2	2	0
New Jersey	2	0	1	1	2
NY Islanders	1	0	0	0	0
NY Rangers	2	0	0	0	0
Ottawa	2	0	2	2	0
Philadelphia	2	0	1	1	2
Pittsburgh	2	0	0	0	0
San Jose	5	0	1	1	0
St. Louis	3	0	0	0	0
Tampa Bay	2	0	0	0	0
Toronto	2	0	0	0	0
Vancouver	4	0	2	2	2
Washington	2	1	3	4	0
Winnipeg	3	1	0	1	0
NHL Totals	73	3	23	26	32

DEFENSEMAN



Appeared in 28 games with Rogle BK of the Swedish Division 2 league, scoring 1-3=4 points with 12 PIM...in 10 playoff games, posted 1-4=5 points to help the club clinch a spot in the Swedish Elite League in 2012-13...also played 28 games for Rogle Jr., compiling 5-12=17 points with a +25 rating...

Miscellaneous: Suffered an upper-body injury with Team Sweden during an exhibition game preceding the 2013 IIHF World Junior Championship and was unable to participate in the tournament...played extensive minutes as a member of the top defensive pairing for Sweden at the 2012 Under-18 World Championship in the Czech Republic... appeared in six games for the silver medal-winning team, earning 0-4=4 points with four PIM.


PERSONAL:

Spent the offseason with his family in Sweden...visited England for two weeks to watch Premier League Soccer... favorite food is Swedish meatballs with brown sauce, mashed potatoes and Lingonberry...in Orange County, enjoys eating at Chipotle...favorite hockey players growing up were Nicklas Lidstrom and Kenny Jonsson... Twitter handle is @HampeLindholm.



Handwritten signature and number 47 in orange ink.

Season	Team	League	REGULAR SEASON						PLAYOFFS				
			GP	G	A	Pts.	PIM	+/-	GP	G	A	Pts.	PIM
2011-12	Rogle	Sweden-2	20	1	3	4	12	-1	10	1	4	5	6
	Rogle Jr.	Sweden Jr.	28	5	12	17	16	+25	-	-	-	-	-
	Rogle Jr. U18	Sweden Jr.	1	1	3	4	2	-	-	-	-	-	-
2012-13	Norfolk	AHL	44	1	10	11	16	+5	-	-	-	-	-
2013-14	ANAHEIM	NHL	78	6	24	30	36	+29	11	0	2	2	0
NHL Totals			78	6	24	30	36	+29	11	0	2	2	0
AHL Totals			44	1	10	11	16	+5	-	-	-	-	-



BEN LOVEJOY

6

SHOOTS: Right **HEIGHT:** 6-1 **WEIGHT:** 206 **AGE:** 30; turns 31 on February 20, 2015
BORN: February 20, 1984; Concord, New Hampshire **HOMETOWN:** Enfield, New Hampshire
ACQUIRED: From Pittsburgh in exchange for a fifth-round selection in the 2014 NHL Entry Draft, February 6, 2013
DRAFTED: Not drafted

2013-14 REAL TIME STATISTICS

TOI/GM: 19:23 SHFT/GM: 26.0 FO% (FW/FL):0.0 (0/0)

2013-14:

Appeared in his sixth NHL season, his second with Anaheim... collected 5-13=18 points with a +21 rating with 39 PIM in 78 games...recorded career highs in goals, GWG (2), points, plus/minus, appearances and shots (107)...led Anaheim in hits (215) and ranked second in blocked shots (150)...set a career high with his 18th point of the season (assist), Apr. 13 vs. COL...appeared in his 200th NHL game on Mar. 28 @ EDM and his 100th game as a Duck, Mar. 23 vs. FLA...scored his career-high fourth goal and second career GWG in a 6-4 victory, Mar. 14 @ COL...posted a career-best five-game point/assist streak (0-5=5) from Dec. 17-28, becoming the first Ducks defenseman to accomplish the feat since Lubomir Visnovsky (1-8=9) from Jan. 7-16, 2011...recorded his first career multi-goal game and tied a career high in points (2-0=2), Jan. 3 vs. EDM...scored his first goal a Duck, Nov. 30 @ SJ...logged a career-high 26:16 TOI, Nov. 26 @ DAL...**PLAYOFFS:** Appeared in all of Anaheim's 13 postseason games vs. DAL and LA, recording two goals (2-0=2) with a +1 rating and eight PIM...led team defensemen and tied for fifth overall in shooting percentage (15.4)...also ranked second on the team in blocked shots (33)...scored his first career postseason GWG to lead Anaheim to a 3-2 win in Game 3 of the Second Round, May 8 @ LA...notched his first Stanley Cup Playoff goal in the series-clinching

win in Game 6 of the First Round, Apr. 27 @ DAL.

CAREER:

Signed by Anaheim to a three-year contract extension through the 2015-16 NHL season, June 27, 2013...**2012-13:** Appeared in his fifth NHL season, his first with Anaheim...scored 0-2=2 points while averaging 21:05 TOI in Anaheim's seven-game CQF series vs. DET...split the regular season with Anaheim and Pittsburgh, earning 0-10=10 points with a +4 rating and 29 PIM in 35 games...began the season with the Penguins before being acquired by the Ducks on Feb. 6, 2013...ranked tied for second among Anaheim defensemen with 10 assists in 32 games...matched his career best (second time) with a +3 rating in a 5-2 victory, Apr. 3 vs. DAL...registered his first two points as a Duck (0-2=2) on Feb. 12 @ CHI, marking the third multi-point game of his career...appeared in his 100th career NHL game in a 6-5 Anaheim win, Feb. 9 @ STL...made his Ducks debut on Feb. 8 @ DAL...made his first three appearances of the season with Pittsburgh, going scoreless...**2011-12:** Appeared in his fourth NHL season with Pittsburgh, posting 1-4=5 points with a +3 rating and 13 PIM in 34 games...finished with a plus-or-even rating in 27 of 34 games...scored his fourth career NHL goal, Jan. 6 vs. NYR...suffered a knee injury on Mar. 25 vs. NJ and returned for two playoff

NHL HIGHLIGHTS

NHL Career Hat Tricks:

None

NHL Career Multiple-Point Games:

4 (1 multiple-goal, 2 multiple-assist)

NHL Career OT Goals:

None

NHL Career Highs:

Goals: 2, Jan. 3, 2014 vs. EDM

Assists: 2, three times (last: Feb. 12, 2013 @ CHI)

Points: 2, seven times (last: Jan. 3, 2014 vs. EDM; 2-0=2)

PIM: 12, Oct. 27, 2010 w/PIT @ TB

TOI: 26:16, Nov. 26, 2013 @ DAL

Shots: 6, Mar. 15, 2011 w/PIT @ OTT

Plus/Minus: +3, four times (last: Jan. 3, 2014 vs. EDM)

Goal Streak: None

Assist Streak: Five games, Dec. 17-28, 2013 (0-5=5)

Point Streak: Five games, Dec. 17-28, 2013 (0-5=5)

Penalty Shots: None

First NHL Game:

In a 4-3 PIT loss, Dec. 8, 2008 vs. BUF

First NHL Point:

An assist in a 6-5 PIT win, Nov. 14, 2009 vs. BOS

First NHL Goal:

A goal (Demmensen) in a 5-2 PIT win, Dec. 22, 2010 vs. FLA

Milestones Achieved:

200th NHL game, Mar. 28, 2014 @ EDM

100th game as a Duck, Mar. 23, 2014 vs. FLA

LOVEJOY VS. THE NHL

Team	GP	G	A	Pts.	PIM
Anaheim	1	0	1	1	0
Arizona	10	0	4	4	4
Boston	6	0	2	2	2
Buffalo	5	0	1	1	4
Calgary	7	0	1	1	9
Carolina	7	0	0	0	2
Chicago	6	0	3	3	0
Colorado	6	1	1	2	4
Columbus	6	0	1	1	5
Dallas	8	0	0	0	4
Detroit	5	0	2	2	0
Edmonton	11	2	2	4	8
Florida	10	2	1	3	7
Los Angeles	7	0	1	1	8
Minnesota	7	0	0	0	4
Montreal	6	0	2	2	6
Nashville	5	0	0	0	0
New Jersey	12	0	1	1	2
NY Islanders	9	0	2	2	2
NY Rangers	6	1	1	2	2
Ottawa	9	1	1	2	8
Philadelphia	7	0	0	0	2
Pittsburgh	2	0	1	1	0
San Jose	8	1	1	2	8
St. Louis	7	0	1	1	0
Tampa Bay	6	0	2	2	16
Toronto	8	0	5	5	13
Vancouver	8	0	3	3	4
Washington	5	1	1	2	0
Winnipeg	8	0	3	3	5
NHL Totals	198	9	40	49	127

DEFENSEMAN



games vs. PHI, going scoreless... **2010-11:** Made his Stanley Cup Playoff debut with Pittsburgh, earning 0-2=2 points with four PIM...earned his first career postseason points with a two-game assist streak (0-2=2) in Games 3-4 @ TB, Apr. 18-20...debuted in Game 1 of the CQF, Apr. 13 vs. TB...had 3-14=17 points with a +11 rating and 48 PIM in 47 regular-season games...set career bests in goals, assists, points, plus/minus, PIM and appearances...recorded a career-high four-game point streak (1-3=4), Mar. 13-21...scored his first career NHL goal (Clemmensen) in a 5-2 Pittsburgh victory, Dec. 22 vs. FLA...was charged with a career-high 12 PIM, Oct. 27 @ TB... **2009-10:** Appeared in his second NHL season with Pittsburgh, scoring 0-3=3 points with a +8 rating and two PIM in 12 games...earned his first career NHL point (assist) in a 6-5 Pittsburgh victory, Nov. 14, 2009 vs. Boston...collected an assist in the following game on Nov. 16 vs. Anaheim for his first career point/assist streak (0-2=2)...also played 65 games for Wilkes-Barre/Scranton, recording 9-20=29 points with 92 PIM...established AHL career highs in goals and PIM...co-led team defensemen in goals and ranked second in scoring...added 0-2=2 points in two Calder Cup Playoff games... **2008-09:** Made his NHL debut with Pittsburgh, going scoreless in two games...his first NHL appearance came in a 4-3 Pittsburgh loss, Dec. 8 vs. BUF...played the remainder of the season with Wilkes-Barre/Scranton, earning 7-24=31 points with a league-leading +42 rating and 84 PIM in 76 games...was named to the PlanetUSA All-Star team...set AHL career highs in scoring, assists, plus/minus and games played...led team defensemen in scoring, goals and assists...added 1-1=2 points with 14 PIM in 12 playoff games... **2007-08:** Appeared in his first full professional season with Wilkes-Barre/Scranton, scoring 2-18=20 points with a +16 rating and 63 PIM in 72 games...led the AHL Penguins in plus/minus and ranked second among team defensemen in scoring and assists...helped lead Wilkes-Barre/Scranton to the Calder Cup Final, earning 2-8=10 points with 18 PIM in 23 playoff games...was signed as a free agent by Pittsburgh on

July 7, 2007... **2006-07:** Made his professional debut with Norfolk (AHL), going scoreless with six PIM in five games... **Miscellaneous:** Played four years of collegiate hockey from 2002-07, including one at Boston College (Hockey East) and three at Dartmouth (ECAC)...combined for 11-49=60 points with 86 PIM in 118 career NCAA games...was named Second-Team All-Ivy League and Third-Team All-ECAC in his senior season at Dartmouth in 2006-07...was named to the Hockey East Scholastic Team as a freshman at Boston College in 2002-03.

PERSONAL:

Married wife, Avery, in July 2010...has one daughter, Lila, born Dec. 31, 2013...grew up in Orford, NH...graduated Deerfield Academy in Deerfield, Massachusetts in 2003...his favorite player growing up was Ray Bourque...his best hockey memory was playing his first NHL game...spent most of his summer in Enfield, NH...Twitter handle is @ RevLovejoy6.



REGULAR SEASON

PLAYOFFS

Season	Team	League	GP	G	A	Pts.	PIM	+/-	GP	G	A	Pts.	PIM
2002-03	Boston College	H-East	22	0	6	6	6	-	-	-	-	-	-
2004-05	Dartmouth	ECAC	32	2	11	13	28	-	-	-	-	-	-
2005-06	Dartmouth	ECAC	32	2	16	18	24	-	-	-	-	-	-
2006-07	Dartmouth	ECAC	32	7	16	23	28	-	-	-	-	-	-
	Norfolk	AHL	5	0	0	0	6	0	-	-	-	-	-
2007-08	Wilkes-Barre	AHL	72	2	18	20	63	+16	23	2	8	10	18
2008-09	Wilkes-Barre	AHL	76	7	24	31	84	+42	12	1	1	2	14
	PITTSBURGH	NHL	2	0	0	0	0	0	-	-	-	-	-
2009-10	PITTSBURGH	NHL	12	0	3	3	2	+8	-	-	-	-	-
	Wilkes-Barre	AHL	65	9	20	29	92	-1	2	0	2	2	2
2010-11	PITTSBURGH	NHL	47	3	14	17	48	+11	7	0	2	2	4
2011-12	PITTSBURGH	NHL	34	1	4	5	13	+3	2	0	0	0	0
2012-13	PITTSBURGH	NHL	3	0	0	0	0	-2	-	-	-	-	-
	ANAHEIM	NHL	32	0	10	10	29	+6	7	0	2	2	0
2013-14	ANAHEIM	NHL	78	5	13	18	39	+21	13	2	0	2	8
NHL Totals			208	9	44	53	131	+47	29	2	4	6	8
Anaheim Totals			110	5	23	28	68	+27	20	2	2	4	8



PATRICK MAROON 19

SHOOTS: Left **HEIGHT:** 6-2 **WEIGHT:** 231 **AGE:** 26; turns 27 on April 23, 2015
BORN: April 23, 1988; St. Louis, Missouri **HOMETOWN:** St. Louis, Missouri
ACQUIRED: From Philadelphia with David Laiberte in exchange for Danny Syvert and Rob Bordson, Nov. 21, 2010
DRAFTED: By Philadelphia in the sixth round (161st overall) of the 2007 NHL Entry Draft
2013-14 REAL TIME STATISTICS
 TOI/GM: 12:18 SHFT/GM: 15.7 FO% (FW/FL): 46.7% (7/8)

2013-14:

Appeared in his third NHL season with Anaheim, scoring 11-18=29 points with a +11 rating and team-leading 101 PIM in 62 games...set career highs in goals, assists, points, plus/minus, PIM and games...scored three goals (3-0=3) in his last three games, including his first career multi-goal game (2-0=2) and third career GWG in a 5-2 victory, Apr. 9 vs. SJ...posted a career-high five-game point/assist streak (2-6=8), Mar. 23-31...capped the streak with his first career multi-assist game (0-2=2), Mar. 31 vs. WPG...scored his first career PPG as part of his first NHL multi-point game (1-1=2), Mar. 23 vs. FLA...his first two career GWG came in 2-1 victories over LA, including Mar. 15 at Staples Center and Jan. 23 at Honda Center...earned an assist in his first career NHL game in his hometown, Dec. 7 @ STL...logged a career-high 20:03 TOI, Oct. 31 @ BOS...posted a career-best two-game goal streak (2-0=2), Oct. 24-25...**PLAYOFFS:** Made his Stanley Cup Playoff debut, earning 2-5=7 points with 38 PIM in 13 games...recorded a six-game point streak (2-4=6) from Apr. 23-May 8, the longest by a rookie since LA's Warren Rychel in 1993...finished the playoffs ranked tied for sixth among rookies in scoring and sixth in assists...scored his first Stanley Cup Playoff goal in Game 4 of the First Round, Apr. 23 @ DAL...picked up his first career playoff point (assist) in his postseason debut in Game 1 of the First Round, Apr. 16 vs. DAL.

CAREER:

Signed a two-year contract extension through the 2014-15 NHL season, Mar. 21, 2013...**2012-13:** Appeared in his second NHL season with Anaheim, scoring 2-1=3 points with 10 PIM in 13 contests...earned his first career NHL assist on Teemu Selanne's goal in the regular season finale, Apr. 27 vs. PHX...scored his first career NHL goal (Rinne) in his second game of the season, Feb. 15 @ NSH...also played 64 contests for Norfolk (AHL), scoring 26-24=50 points with 139 PIM...was named the 2012-13 Norfolk Admirals Player of the Year...led the team in goals, points, PPG (12), GWG (5), OT goals (2), shots (183) and PIM...among AHL leaders, ranked tied for fifth in PPG (12)...earned CCM/AHL Player of the Week honors for the period ending Mar. 10 after scoring 4-2=6 points in three contests...netted his fourth career hat trick (3-0=3) in a 5-4 overtime victory, Mar. 29 vs. Syracuse...**2011-12:** Made his NHL debut with Anaheim in 2011-12, going scoreless with two PIM in two games...logged 15:19 TOI in his first career NHL game, Oct. 25 @ CHI...also recorded 9:46 TOI on Oct. 27 @ MIN before being reassigned to Syracuse (AHL) on Oct. 28 for the remainder of the season...scored 32-42=74 points with a +17 rating and 120 PIM in 75 games with Syracuse...ranked third among AHL leaders in scoring, tied for fifth in goals, tied for 10th in assists and tied for eighth

NHL HIGHLIGHTS

NHL Career Hat Tricks:

None

NHL Career Multiple-Point Games:

4 (1 multiple-goal, 1 multiple-assist)

NHL Career OT Goals:

None

NHL Career Highs:

Goals: 2, Apr. 9, 2014 vs. SJ

Assists: 2, Mar. 31, 2014 vs. WPG

Points: 2, four times (last: Apr. 9, 2014 vs. SJ; 2-0=2)

PIM: 10, three times (last: Apr. 6, 2014 @ EDM)

TOI: 20:03, Oct. 31, 2013 @ BOS

Shots: 5, Oct. 29, 2013 @ PHI

Plus/Minus: +2, five times (last: Apr. 9, 2014 vs. SJ)

Goal Streak: Two games (Oct. 23-25, 2013; 2-0=0)

Assist Streak: Five games, Mar. 23-31, 2014 (2-6=8)

Point Streak: Five games, Mar. 23-31, 2014 (2-6=8)

Penalty Shots: None

First NHL Game:

In a 3-2 ANA shootout loss, Oct. 25, 2011 @ CHI

First NHL Point:

A goal in a 3-2 ANA shootout win, Feb. 16, 2013 @ NSH

First NHL Goal:

A goal (Rinne) in a 3-2 ANA shootout win, Feb. 16, 2013 @ NSH

Milestones Within Reach:

23 appearances to 100 NHL games

MAROON VS. THE NHL

Team	GP	G	A	Pts.	PIM
Anaheim	-	-	-	-	-
Arizona	5	0	2	2	5
Boston	2	0	1	1	7
Buffalo	1	0	0	0	0
Calgary	2	0	1	1	0
Carolina	2	0	0	0	7
Chicago	2	0	0	0	2
Colorado	4	1	1	2	15
Columbus	3	0	1	1	0
Dallas	3	0	0	0	0
Detroit	2	0	0	0	2
Edmonton	4	1	2	3	10
Florida	2	1	1	2	0
Los Angeles	5	2	0	2	2
Minnesota	5	1	0	1	10
Montreal	2	1	0	1	5
Nashville	5	1	2	3	5
New Jersey	-	-	-	-	-
NY Islanders	1	0	0	0	0
NY Rangers	2	0	0	0	5
Ottawa	2	1	1	2	0
Philadelphia	2	1	0	1	0
Pittsburgh	1	0	0	0	5
San Jose	5	3	0	3	5
St. Louis	3	0	1	1	4
Tampa Bay	1	0	0	0	5
Toronto	2	0	2	2	7
Vancouver	5	0	2	2	12
Washington	1	0	0	0	0
Winnipeg	3	0	2	2	0
NHL Totals	77	13	19	32	113

LEFT WING



in PPG (12)...led the Crunch in points, assists, PPG and plus/minus (+17), and ranked second in goals...was one of three AHL players to record 30 goals and 100 PIM...**2010-11:** Split his fourth professional season with Adirondack (AHL) and Syracuse, collecting 26-30=56 points with a +5 rating and 98 PIM in 66 combined games...ranked tied for second among AHL leaders with 15 PPG...following his Nov. 21 acquisition, ranked second on Syracuse in points (48), third in goals (21) and plus/minus (+6), and fifth in assists (27)...**2009-10:** Appeared in his third professional season with Adirondack, earning 11-33=44 points with 125 PIM in 67 games...finished second on the team in assists, fourth in points, and third in PIM...**2008-09:** Played his second professional season with Philadelphia (AHL), recording 23-31=54 points with 62 PIM in 80 games...ranked sixth among AHL rookies in points...added 1-2=3 points with 13 PIM in four Calder Cup Playoff games...posted his second career hat trick (3-0=3) in a 7-2 win, Feb. 20 vs. Portland...recorded a career-high five points (3-2=5) along with his first career hat trick in a 5-2 victory, Dec. 6 vs. Binghamton...**2007-08:** Made his professional debut with Philadelphia (AHL)...appeared in his first career AHL game, Apr. 13 vs. Albany...played the majority of the season with London (OHL), collecting 35-55=90 points with a +13 rating and 57 PIM in

64 games...was named OHL Rookie of the Month for October after recording 10-10=20 points in 11 games.

PERSONAL:


Grew up in St. Louis, MO...favorite player growing up was Todd Bertuzzi...spent his offseason with his son, Anthony (6)...says his favorite TV show is "Friday Night Lights"...Twitter handle is @patmaroon.



REGULAR SEASON

PLAYOFFS

Season	Team	League	GP	G	A	Pts.	PIM	+/-	GP	G	A	Pts.	PIM
2007-08	London	OHL	64	35	55	90	57	+13	5	0	1	1	10
	Philadelphia	AHL	1	0	0	0	0	-2	-	-	-	-	-
2008-09	Philadelphia	AHL	80	23	31	54	62	+2	4	1	2	3	13
2009-10	Adirondack	AHL	67	11	33	44	125	-15	-	-	-	-	-
2010-11	Adirondack	AHL	9	5	3	8	30	-1	-	-	-	-	-
	Syracuse	AHL	57	21	27	48	68	+6	-	-	-	-	-
2011-12	Syracuse	AHL	75	32	42	74	120	+17	4	0	0	0	4
	ANAHEIM	NHL	2	0	0	0	2	0	-	-	-	-	-
2012-13	Norfolk	AHL	64	26	24	50	139	0	-	-	-	-	-
	ANAHEIM	NHL	13	2	1	3	10	-1	-	-	-	-	-
2013-14	ANAHEIM	NHL	62	11	18	29	101	+11	13	2	5	7	38
NHL Totals			77	13	19	32	113	+10	13	2	5	7	38
AHL Totals			353	118	160	278	544	+7	8	1	2	3	17



KYLE PALMIERI

21

SHOOTS: Right **HEIGHT:** 5-11 **WEIGHT:** 196 **AGE:** 23; turns 24 on February 1, 2014
BORN: February 1, 1991; Smithtown, New York **HOMETOWN:** Montvale, New Jersey
DRAFTED: By Anaheim in the first round (26th overall) of the 2009 NHL Entry Draft
2013-14 REAL TIME STATISTICS

TOI/GM: 11:56 **SHFT/GM:** 16.7 **FO% (FW/FL):** 39.1% (9/14)

2013-14:

Appeared in his fourth NHL season with Anaheim, scoring 14-17=31 points with a +9 rating and 38 PIM in 71 games... set career highs in goals, assists, points, plus/minus, games played and PIM... posted five multi-point games (two multi-goal)... scored two goals 47 seconds apart (2-0=2), Mar. 14 @ COL... marked his 10th and 11th goals of the season, setting a career high (previously 10, 2012-13)... had a pair of three-game point streaks to match his career high, including Jan. 11-17 (1-2=3) and Dec. 31-Jan. 5 (2-2=4)... posted his second consecutive multi-point game (1-1=2) in a 5-3 win, Dec. 21 @ NYI... scored his first career OT goal and matched his career high with a +3 rating, Dec. 20 @ NJ... appeared in his 100th NHL game, Dec. 11 vs. MIN... **PLAYOFFS:** Collected three goals (3-0=3) with a +1 rating and 14 PIM in nine postseason games vs. DAL and LA... led the club in shooting percentage (25.0)... scored Anaheim's first goal of the playoffs in a 4-3 win in Game 1 of the First Round, Apr. 16 vs. DAL... also scored in back-to-back games in his final two appearances in Games 6-7 of the Second Round vs. LA, May 14-16.

CAREER:

Signed a three-year contract through the 2015-16 NHL season, July 26, 2013... signed a three-year entry-level contract, Aug. 3, 2010... **2012-13:** Appeared in his third NHL season with

Anaheim and made his second appearance in the Stanley Cup Playoffs... collected 3-2=5 points in seven CQF series contests vs. DET... led the club with a +5 rating, co-led in goals and ranked tied for third in points... scored his first career playoff point (assist) and first playoff goal as part of a two-point night (1-1=2) in Game 2 of the CQF, May 2 vs. DET... had a three-game point streak (2-1=3), May 6-10... appeared in 42 regular-season contests, scoring 10-11=21 points with a +2 rating and nine PIM... ranked tied for sixth among NHL leaders in GWG (5)... co-led the Ducks in GWG and ranked sixth in goals... ranked tied for second on Anaheim in April scoring, picking up 4-4=8 points in 12 contests... posted a career-high three-game assist streak (0-3=3), Mar. 18-22... missed four contests with an upper-body injury, Mar. 6-12... recorded his first career hat trick (3-0=3), Feb. 27 vs. NSH... became the second-youngest player in team history to score a hat trick at 22 years and 26 days... marked the sixth natural hat trick in club history... scored his first career PPG, Feb. 2 vs. LA... recorded his second career multi-goal game (2-0=2) in a 3-1 victory on his 22nd birthday, Feb. 1 vs. MIN... began the season with Norfolk (AHL), scoring 13-12=25 points with 54 PIM in 33 games... **2011-12:** Appeared in his second NHL season with Anaheim, collecting 4-3=7 points with a +3 rating and six PIM in 18 games... became the first Ducks rookie

NHL HIGHLIGHTS

NHL Career Hat Tricks:

1, Feb. 27, 2013 vs. NSH

NHL Career Multiple-Point Games:

9 (5 multiple-goal, 0 multiple-assist)

NHL Career OT Goals:

None

NHL Career Highs:

Goals: 3, Feb. 27, 2013 vs. NSH

Assists: 1, 31 times (last: Mar. 31, 2014 vs. WPG)

Points: 3, Feb. 27, 2013 vs. NSH (3-0=3)

PIM: 5, three times (last: Jan. 5, 2014 vs. VAN)

TOI: 17:49, Mar. 5, 2014 vs. MTL

Shots: 6, four times (last: Mar. 5, 2014 vs. MTL)

Plus/Minus: +3, four times (last: Jan. 3, 2014 vs. EDM)

Goal Streak: Two games, three times (last: Dec. 31-Jan. 3; 2-1=3)

Assist Streak: Three games, Mar. 18-22, 2013 (0-3=3)

Point Streak: Three games, three times (last: Jan. 11-17, 2014; 1-2=3)

Penalty Shots: None

First NHL Game:

In a 3-2 ANA shootout win, Nov. 3, 2010 vs. TB

First NHL Point:

A goal in a 3-2 ANA shootout win, Nov. 3, 2010 vs. TB

First NHL Goal:

A goal (Ellis) in a 3-2 ANA shootout win, Nov. 3, 2010 vs. TB

Milestones Achieved:

100th NHL game, Dec. 11, 2013 vs. MIN

Milestones Within Reach:

40 points to 100 NHL points

59 appearances to 200 NHL games

PALMIERI VS. THE NHL

Team	GP	G	A	Pts.	PIM
Anaheim	-	-	-	-	-
Arizona	4	1	0	1	7
Boston	3	0	0	0	0
Buffalo	2	0	0	0	0
Calgary	6	1	2	3	4
Carolina	2	0	1	1	4
Chicago	8	1	2	3	2
Colorado	7	2	1	3	2
Columbus	7	0	2	2	2
Dallas	12	1	3	4	2
Detroit	6	2	2	4	7
Edmonton	8	2	2	4	4
Florida	1	1	0	1	0
Los Angeles	10	2	2	4	4
Minnesota	6	2	1	3	0
Montreal	1	0	0	0	0
Nashville	9	4	1	5	0
New Jersey	2	1	2	3	0
NY Islanders	2	1	1	2	0
NY Rangers	1	1	0	1	0
Ottawa	2	0	0	0	0
Philadelphia	2	2	1	3	0
Pittsburgh	3	0	1	1	2
San Jose	11	2	2	4	2
St. Louis	5	0	1	1	2
Tampa Bay	3	1	0	1	2
Toronto	2	0	0	0	0
Vancouver	8	2	2	4	5
Washington	2	0	0	0	0
Winnipeg	4	0	1	1	2
NHL Totals	135	28	30	58	46

RIGHT WING



to score two goals in a game since Matt Beleskey on Apr. 9, 2010, Mar. 14 vs. DET (2-0=2)...appeared in 51 games with Syracuse (AHL), recording 33-25=58 points with a +10 rating and 53 PIM...was named a First Team All-Star, becoming only the second Syracuse Crunch player to be named to the First Team...ranked tied for third among AHL leaders in goals and tied for fifth in the league in GWG (7) despite appearing in at least 22 fewer games than the top two goal scorers...led the Crunch in goals, ranked third in scoring and tied for third in PPG (6)...represented the Eastern Conference at the 2012 AHL All-Star Classic, scoring one goal in the contest...**2010-11:** Made his NHL debut with Anaheim in his first professional season, scoring one goal in 10 games...notched his first career goal in his NHL debut (Dan Ellis), Nov. 3 vs. TB...at 19 years, nine months and two days, became the fifth-youngest player to appear in a Ducks uniform...made his Stanley Cup Playoff debut in Game 3 of the CQF, Apr. 17 @ NSH, going scoreless in 10:07 TOI...appeared in 62 games with Syracuse, earning 29-22=51 points with 56 PIM...among AHL rookies, ranked first in shots (217), tied for first in goals, and tied for fifth in scoring...led Syracuse in goals and points...was an AHL All-Star and named the league's Rookie of the Month for March after recording 12-3=15 points in 13 games...also earned AHL Player of the Week honors for Mar. 14-20 (6-1=7) and Oct. 25-31 (5-1=6)...collected hat tricks on two occasions, including Mar. 19 vs. Charlotte (3-1=4) and Oct. 27 @ Hamilton (3-0=3)...**Miscellaneous:** Represented Team USA at the 2012 IIHF World Championship in Helsinki, notching 2-2=4 points with a +2 rating and eight PIM in seven games...also won bronze with Team USA at the 2011 World Junior Championship in Buffalo, NY...won a gold medal with the U.S. at the 2010 IIHF World Junior Championship...scored 1-8=9 points in seven games, finishing third on Team USA in scoring and second in assists...in his freshman season with Notre Dame (CCHA) in 2009-10, scored 9-8=17 points in 33 games...ranked tied for first in club rookie scoring and tied for 10th in CCHA rookie scoring...his five PPG ranked third on the squad...scored 15-15=30

points with the U.S. U-18 team in 2008-09...ranked fourth among team leaders in points-per-game (.91) and tied for fourth in GWG (4)...participated in the 2008 IIHF Under-18 World Championship, helping Team USA to bronze with 2-2=4 points in seven games.

PERSONAL:

Grew up in Montvale, NJ...graduated from Pioneer High School (Ann Arbor, MI) in 2009...his favorite players growing up were Chris Drury and Mark Messier...cites the 2010 World Junior Championship as his greatest hockey memory... spends most of his summers in Boston, MA golfing and working out.



REGULAR SEASON

PLAYOFFS

Season	Team	League	GP	G	A	Pts.	PIM	+/-	GP	G	A	Pts.	PIM
2009-10	Notre Dame	CCHA	33	9	8	17	36	-	-	-	-	-	-
2010-11	Syracuse	AHL	62	29	22	51	56	-2	-	-	-	-	-
	ANAHEIM	NHL	10	1	0	1	0	-1	1	0	0	0	0
2011-12	Syracuse	AHL	51	33	25	58	53	+10	4	1	1	2	0
	ANAHEIM	NHL	18	4	3	7	6	+3	-	-	-	-	-
2012-13	Norfolk	AHL	33	13	12	25	54	-13	-	-	-	-	-
	ANAHEIM	NHL	42	10	11	21	9	+2	7	3	2	5	4
2013-14	ANAHEIM	NHL	71	14	17	31	38	+9	9	3	0	3	14
NHL Totals			141	29	31	60	53	+13	17	6	2	8	18



COREY PERRY

10

SHOOTS: Right **HEIGHT:** 6-3 **WEIGHT:** 213 **AGE:** 29; turns 30 on May 16, 2015
BORN: May 16, 1985; Peterborough, Ontario **HOMETOWN:** London, Ontario
DRAFTED: By Anaheim in the first round (28th overall) of the 2003 NHL Entry Draft
2013-14 REAL TIME STATISTICS

TOI/GM: 19:28 **SHFT/GM:** 23.2 **F0% (FW/FL):** 36.0% (9/16)

2013-14:

Appeared in his ninth NHL season with Anaheim, scoring 43-39=82 points with a career-high +32 rating and 65 PIM in 81 games...led the NHL in even-strength goals (35), finished second in goals overall, tied for third in GWG and fifth in points and tied for seventh in plus/minus...became the first player to score 40-plus goals with a plus/minus rating of +30 or higher since 2009-10 (Alex Ovechkin, Alexander Semin)...his 43 goals were the second-most in his career, trailing only his career-best 50 in 2010-11...scored his 40th and 41st goals Apr. 2 vs. EDM to reach the 40-goal milestone for the second time in his career and the 10th time in team history (also Teemu Selanne, five times; Paul Kariya, three times)...was the second player to reach 40 goals in 2013-14, trailing only Ovechkin...recorded his fifth career game with four-or-more points on Jan. 15 vs. VAN, collecting 2-2=4 in a 9-1 win...his eighth GWG of the season at 4:58 of OT on Jan. 5 vs. VAN was the latest OT winner by a Duck since Nov. 17, 1995 when Peter Douris scored with one second remaining in a 2-1 win vs. NYI...the OT goal on Jan. 5 was the fifth of his career, moving him into a tie for second on the club's all-time OT goals list with Ryan Getzlaf and Scott Niedermayer...had a career-best seven-game goal streak (8-2=10) from Nov. 29-Dec. 11, the longest streak in the NHL since CGY's Curtis Glencross scored in seven straight from Feb.

27-Mar. 11, 2012...collected his 500th NHL point on Dec. 9, 2013 vs. NYI and appeared in his 600th career game on Nov. 23 @ PHX...**PLAYOFFS:** Appeared in all 13 Stanley Cup Playoff games vs. DAL and LA, earning 4-7=11 points with 19 PIM...ranked second on the team in scoring and assists, and tied for second in goals...surpassed Teemu Selanne (33) for second on the Ducks all-time postseason assist list (34) in Game 4 of the Second Round, May 10 @ LA...matched his career high in points (1-2=3) and assists in Game 5 of the First Round, Apr. 25 vs. DAL.

CAREER:

Signed an eight-year contract extension through 2020-21, Mar. 18, 2013...signed a five-year contract through 2012-13, July 1, 2008...is the only Hart Memorial Trophy winner in Anaheim Ducks history, capturing the prize for his MVP season in 2010-11...ranks third in the NHL in goals with 203 tallies since the start of 2008-09, spanning six seasons (Ovechkin, 258; Stamkos, 233; Marleau, 199)...since the start of 2010-11, has scored 31 GWG to lead the NHL...

2012-13: Appeared in his eighth NHL season with Anaheim...appeared in all seven CQF contests vs. DET, collecting two assists with four PIM...scored 15-21=36 points with a +10 rating and 72 PIM in 44 contests...his five GWG co-led the club and ranked tied for sixth overall in the

NHL HIGHLIGHTS

NHL Career Hat Tricks:

5, last: Feb. 12, 2012 @ CBJ

NHL Career Multiple-Point Games:

130 (41 multiple-goal, 43 multiple-assist)

NHL Career OT Goals:

5 (last: Jan. 5, 2014 vs. VAN)

NHL Career Highs:

Goals: 3, five times (last: Feb. 12, 2012 @ CBJ)

Assists: 4, Oct. 31, 2008 vs. VAN

Points: 5, two times (last: Dec. 12, 2010 vs. MIN; 3-2=5)

PIM: 19, Mar. 31, 2012 @ PHX

TOI: 29:27, Apr. 9, 2011 @ LA

Shots: 11, Feb. 12, 2012 vs. MIN

Plus/Minus: +4, Dec. 12, 2011 vs. MIN

Goal Streak: Seven games, Nov. 29-Dec. 11, 2013 (7-2-9)

Assist Streak: 10 games, Nov. 13-Dec. 1, 2009 (2-11=13)

Point Streak: 19 games, Oct. 21-Dec. 1, 2009 (10-14=26)

Penalty Shots:

1-for-1, Dec. 12, 2010 vs. MIN (Backstrom)

First NHL Game:

In a 5-3 ANA win, Oct. 5, 2005 @ CHI

First NHL Point:

An assist in a 5-3 ANA win, Oct. 5, 2005 @ CHI

First NHL Goal:

A goal (Markkanen) in a 4-2 ANA loss, Oct. 10, 2005 vs. EDM

Milestones Achieved:

600th NHL game, Nov. 23, 2013 @ CHI

200th NHL goal, Mar. 5, 2012 vs. EDM

200th NHL assist, Apr. 6, 2011 vs. SJ

500th NHL point, Dec. 9, 2013 vs. NYI

Milestones Within Reach:

16 assists to 300 NHL assists

37 goals to 300 NHL goals

45 appearances to 700 NHL games

53 points to 600 NHL points

PERRY VS. THE NHL

Team	GP	G	A	Pts.	PIM
Anaheim	-	-	-	-	-
Arizona	50	23	18	41	74
Boston	9	4	3	7	4
Buffalo	9	6	3	9	22
Calgary	35	12	16	28	42
Carolina	9	5	5	10	12
Chicago	32	13	16	29	33
Colorado	31	10	14	24	20
Columbus	32	16	13	29	40
Dallas	51	15	20	35	63
Detroit	31	7	10	17	57
Edmonton	36	18	13	31	26
Florida	8	5	6	11	4
Los Angeles	52	18	18	36	66
Minnesota	32	16	15	31	39
Montreal	6	4	4	8	13
Nashville	32	11	17	28	34
New Jersey	8	2	3	5	4
NY Islanders	9	3	6	9	6
NY Rangers	10	5	4	9	8
Ottawa	8	6	5	11	2
Philadelphia	9	2	6	8	8
Pittsburgh	9	7	3	10	10
San Jose	52	21	19	40	73
St. Louis	30	8	10	18	49
Tampa Bay	7	0	3	3	2
Toronto	7	4	4	8	10
Vancouver	34	14	19	33	52
Washington	9	3	8	11	16
Winnipeg	8	5	3	8	12
NHL Totals	655	263	284	547	801

RIGHT WING



NHL...led the club in PPG (5) and shots (128), co-led in goals and ranked second in assists and points...posted a team-best seven-game scoring streak (4-8=12, +7) from Feb. 15-Mar. 1...scored his fourth career OT goal on Feb. 24 vs. COL, netting the GWG in the second straight game...recorded his 100th career multi-point game (1-1=2), Feb. 15 @ DET...missed four contests due to suspension, Mar. 14-20...**2011-12:** Appeared in his seventh NHL season, scoring 37-23=60 points with 127 PIM...led the Western Conference and ranked tied for sixth in the NHL in goals...also ranked tied for third among league leaders in PPG (14)...led Anaheim in GWG (6) and PIM (127), and ranked second in points...was one of two players in the NHL to score at least 35 goals and record at least 100 PIM (also PHI's Scott Hartnell)...scored 23 goals from Jan. 1 until the completion of the 2011-12 regular season, ranking fourth in the NHL...had two hat tricks on the season (Jan. 6 vs. NYI and Feb. 12 @ CBJ), moving his career total to five career three-goal games...played 272 consecutive contests from Jan. 11, 2009-Mar. 10, 2012 before missing two contests from Mar. 12-14 with an upper-body injury...at the time, his 272 consecutive games played ranked fifth on the NHL's Ironman list...scored his 200th career goal in a 4-2 Anaheim victory, Mar. 5 vs. EDM (2-0=2)...along with his hat trick on Feb. 12 @ CBJ, registered a career-high 11 shots on net, just one shy of the franchise record...scored his third career OT goal in a 3-2 win, Feb. 8 vs. CAR...appeared in his 500th career NHL contest, Feb. 1 vs. DAL...moved into a share of fourth in franchise SHG with his sixth career SHG, Jan. 18 vs. PHX...collected his fourth career hat trick, Jan. 8 vs. CBJ...recorded his 400th career NHL point, Jan. 6 vs. NYI...collected 1-1=2 points with a +1 rating in Team Chara's 12-9 victory over Team Alfredsson at the 2012 All-Star Game on Jan. 29 in Ottawa...**2010-11:** Appeared in his sixth NHL season, collecting 50-48=98 points with a +9 rating and 104 PIM in 82 games en route to the

Hart Memorial Trophy as league MVP...became the first player from a Southern California team to win the Hart Trophy since Hall-of-Famer Wayne Gretzky earned the honor with Los Angeles in 1989...was only the third player from a California team to win the Hart, joining Gretzky and SJ's Joe Thornton (2006)...also became the second player in franchise history to win the Maurice "Rocket" Richard Trophy by leading the league in goals...appeared in all six CQF games vs. NSH, recording 2-6=8 points with four PIM...led the team in scoring and co-led in assists...had



REGULAR SEASON

PLAYOFFS

Season	Team	League	GP	G	A	Pts.	PIM	+/-	GP	G	A	Pts.	PIM
2001-02	London	OHL	67	28	31	59	56	-	12	2	3	5	30
2002-03	London	OHL	67	25	53	78	145	-	14	7	16	23	27
2003-04	London	OHL	66	40	73	113	98	-	15	7	15	22	0
	Cincinnati	AHL	-	-	-	-	-	-	3	1	1	2	4
2004-05	London	OHL	60	47	83	130	117	-	18	11	27	38	46
2005-06	Portland	AHL	19	16	18	34	32	-	1	1	0	1	0
	ANAHEIM	NHL	56	13	12	25	50	+1	11	0	3	3	16
2006-07	ANAHEIM	NHL	82	17	27	44	55	+12	21	6	9	15	37
2007-08	ANAHEIM	NHL	70	29	25	54	108	+12	3	2	1	3	8
2008-09	ANAHEIM	NHL	78	32	40	72	109	+10	13	8	6	14	36
2009-10	ANAHEIM	NHL	82	27	49	76	111	0	-	-	-	-	-
	Canada	Olympics	7	4	1	5	2	-	-	-	-	-	-
2010-11	ANAHEIM	NHL	82	50	48	98	104	+9	6	2	6	8	4
2011-12	ANAHEIM	NHL	80	37	23	60	127	-7	-	-	-	-	-
2012-13	ANAHEIM	NHL	44	15	21	36	72	+10	7	0	2	2	4
2013-14	ANAHEIM	NHL	81	43	39	82	65	+32	13	4	7	11	19
	Canada	Olympics	6	0	1	1	0	+4	-	-	-	-	-
NHL Totals			655	263	284	547	801	+79	74	22	34	56	124

three consecutive multi-point contests in Games 2-4 (2-6=8), Apr. 15-20... tied his playoff career high in points (3) in Game 2 and 4, and in assists (2) in Games 2-4... his 98 points in the regular season ranked third in the NHL and were the most by a Duck since 1997-98... also co-led the league in GWG, ranked tied for fifth in PPG (14) and SHG (4), and his 22:18 avg. TOI ranked first among right wingers and second among all NHL forwards... his 28 goals on the road also led the NHL... led the league with 21 third-period goals and was tops with 23 third-period/OT goals... his 21 third-period goals were also the most in Ducks history and the most by any Western Conference player since 2005-06... 25 of his goals tied the score or put the Ducks ahead (nine tied game, 16 put Ducks ahead/won game)... became the third player in club history to score 50 goals, the most by a Duck since Selanne in 1997-98 (52)... marked first time since 2007-08 that a Western Conference player scored 50-or-more (Iginla, 50)... over the last 20 games of the season, led the NHL in goals and points (19-12=31 with a +12), lifting the Ducks to a fourth-place finish in the Western Conference... also led the NHL in goals (25) and points (47) following the All-Star break... became the first player since 1996-97 to record 50-or-more goals and 100+ PIM in a single season... in addition to his First Star of the Month recognition for March, also received NHL "Stars of the Week" honors on four occasions: First Star of the Week on Apr. 4, Second Star of the Week on Mar. 28 and Third Star of the Week on both Mar. 14 and Feb. 7... finished March with 15-6=21, becoming the fifth NHL player since Jan. 1997 to score 15 goals in a single month... also co-led the NHL in scoring (21 points) and ranked first in GWG (4)... his 15 goals accounted for the highest goal-scoring month by a Ducks player in club history... recorded a 10-game point streak from Mar. 19-Apr. 6 (14-8=22, +11)... within the 10-game streak, had a career-high five-game goal streak (7-2=9), Mar. 19-26... had three hat tricks on the season, matching the club record for most by one player in a single season... Dec. 12 vs. MIN, scored his first career hat trick as part of a career and franchise-tying five-point game (3-2=5)... marked the second time in club history a player had scored a hat trick on the PP, at EV and SH... Feb. 5 @ COL, had 3-0=3 points in a 3-0 shutout, becoming the first player in Ducks history to score all three of his team's goals in a win... also became the first player in team history to record a hat trick while scoring every goal in a shutout... was the fourth player to accomplish the feat in an NHL game over the last six seasons... Apr. 6 vs. SJ, reached the 50-goal plateau on his third goal of the game as part of a four-point night (3-1=4)... his second goal served as the game-winner, establishing a franchise record for most GWG in a season (11)... his assist in the Apr. 6 contest marked the 200th of his career... scored a career-high four SHG on the season, establishing a club record... scored back-to-back OT goals (first two of his career), Mar. 19 @ LA and Mar. 20 vs. CGY, becoming the first Ducks player to record OT goals in back-to-

back games... scored his first SHG of the season as part of a five-point night (3-2=5), Dec. 12 vs. MIN... his SHG was his first career penalty shot goal (second attempt)... appeared in his 400th career NHL contest, Dec. 10 vs. CGY... scored his 300th career point, Dec. 8 @ VAN... earned two assists for Team Staal in a 11-10 loss to Team Lidstrom at the 2011 NHL All-Star Game, Jan. 30 in Raleigh, NC... **2009-10:** Appeared in his fifth NHL season with Anaheim, scoring 27-49=76 points with 111 PIM... established a career high in assists... was the only player to appear in all 82 Anaheim contests in 2009-10... had an NHL season-best and club-record 19-game point streak (10-16=26) from Oct. 21-Dec. 1, the longest in over two years (PIT's Sidney Crosby had 11-19=30 points in 19 straight games from Oct. 6-Nov. 15, 2007)... also had a career-best 10-game assist (2-11=13) streak within the 19-game point streak from Nov. 13-Dec. 1, which equaled the franchise best set by Ryan Getzlaf earlier in the season and also was tied for the second-longest in the NHL in 2009-10 (also Getzlaf and TB's Martin St. Louis)... led the Ducks in points and shots (270), ranked second in assists and tied for second in goals... strung together a 15-game home point streak (7-14=21), Oct. 21-Dec. 6, falling two games shy of the club record... appeared in his 300th NHL contest, Nov. 5 vs. NSH... scored his 100th NHL goal, the first of a two-goal night, Nov. 3 vs. PIT... notched his 200th career NHL point (assist), Oct. 10 @ PHI... scored his first career SHG, Oct. 8 @ BOS... **2008-09:** Appeared in his fourth NHL season with Anaheim... appeared in all 13 postseason contests, collecting 8-6=14 points... had a playoff-high five-game point streak (4-3=7) from Apr. 23-May 3... scored the GWG in Game 5 of the CSF, May 12 vs. DET... set playoff career highs in goals and points (2-1=3) in Game 3 of the CSF, May 7 vs. DET... during the regular season, led the Ducks in goals, GWG (8) and shots (283) while ranking second in scoring and plus/minus, and third in assists and PPG (10)... among NHL leaders, finished tied for seventh in GWG... registered his 100th NHL assist, Mar. 27 vs. EDM... with Getzlaf and Selanne, was named a co-recipient of the NHL's First Star award for the week ending Nov. 2 (2-7=9 in four games)... set a career high for points and assists (1-4=5), Oct. 31 vs. VAN, tying a club record for points in a game (12th time)... **2007-08:** Was named a 2008 All-Star in his third NHL season... made his 2008 playoff debut in Game 4 of the CQF, Apr. 17 @ DAL after recovering from a right quadriceps injury... concluded the regular season establishing then-career highs in goals (29), points (54), GWG (4) and shots (200) and career highs in plus/minus (+12) and PPG (11)... among team leaders, ranked first in goals, second in points and tied for second in GWG... suffered a right quadriceps tendon laceration when he was cut by a skate blade, Mar. 6 @ COL... had surgery that night at a Denver hospital and missed the final 12 games of the regular season... the injury snapped his consecutive games played streak at a career-high 193 games, Jan. 9, 2006-Mar. 6, 2008... played in his 200th




career NHL game, Feb. 15 vs. DAL...scored 16 seconds into the game, Jan. 4 vs. CHI, tying for the second-fastest in club history overall and the fastest ever at home...collected his 100th NHL point (assist), Dec. 29 @ CGY...represented the Western Conference at the 2008 All-Star Game, Jan. 27 @ ATL...**2006-07:** Won his first Stanley Cup championship in his second NHL season...appeared in all 21 of Anaheim's Stanley Cup Playoff contests, ranking fourth on the team in goals and tied for seventh in the NHL in points...finished tied for second in club history for most points in a single playoff season behind teammate Ryan Getzlaf...scored the final goal of the 2007 postseason, an unassisted tally at 17:00 in the third period of Game 5 of the SCF, June 6 vs. OTT...collected two assists (a career postseason high) in Game 2 of the WCF, May 13 @ DET...scored a goal (the first of his postseason career) in Game 5 of the CQF, Apr. 19 vs. MIN...was one of eight Ducks to play in all 82 regular season games...**2005-06:** In his first NHL season, earned 0-3=3 points in 11 postseason games...ranked tied for second among rookies in PPA (2) during the postseason...collected his first career playoff point in Game 3 of the CQF, Apr. 25 vs. CGY...made his NHL postseason debut in Game 1 of the CQF, Apr. 21 @ CGY...collected 2-1=3 points (tying a rookie club record for most goals in a game) and recorded his first multiple-point NHL game, Jan. 28 @ LA...collected an assist, tying the Anaheim rookie record with eight shots on goal, Oct. 14 vs.

CBJ...scored his first career NHL goal, Oct. 10 vs. EDM...recorded his first career NHL point in his NHL debut, Oct. 5 @ CHI...**Miscellaneous:** Has won gold with Team Canada at the 2014 and 2010 Olympic Winter Games...earned one assist and a +4 rating in six games at Sochi in 2014...in his first career Olympic appearance in 2010, notched 4-1=5 points with a +3 rating in seven contests...ranked tied for second among 2010 tournament leaders in goals and scored Canada's second marker in the gold-medal game...represented Canada at the 2012 IIHF World Championship in Helsinki, scoring 3-4=7 points with a +7 rating in eight games...also won gold at the 2005 IIHF World Junior Championship, playing on the top line with Sidney Crosby and Patrice Bergeron...in 13 career games with Team Canada, has scored 6-6=12 points...in 253 career OHL contests, earned 140-240=380 points, averaging 1.5 points-per-game.

PERSONAL:

Resides in Newport Coast during the season...spent the summer in London, Ontario, where he played his junior hockey...has hosted the Corey Perry "A Round For A Cure" golf tournament, benefiting Wellspring London, a nonprofit walk-in cancer support center...likes to dine at The Cannery in Newport Beach for their sushi rolls...had his first job working nights loading beds onto trucks at a Sleep Country Warehouse store in his hometown.



JAKOB SILFVERBERG 33

SHOOTS: Right **HEIGHT:** 6-0 **WEIGHT:** 199 **AGE:** 23; turns 24 on October 13, 2014
BORN: October 13, 1990; Gavle, Sweden **HOMETOWN:** Gavle, Sweden
ACQUIRED: From Ottawa with Stefan Noesen and a first-round selection in the 2014 NHL Entry Draft in exchange for Bobby Ryan, July 5, 2013
DRAFTED: By Ottawa in the second round (39th overall) of the 2009 NHL Entry Draft
2013-14 REAL TIME STATISTICS

TOI/GM: 14:15 **SHFT/GM:** 19.9 **FO% (FW/FL):** 8.3 (1/11)

2013-14:

Appeared in his second NHL season, his first with Anaheim... collected 10-13=23 points with a +2 rating and 12 PIM in 52 games... set career highs in points, assists and games played, and matched his career best in goals... scored a career-high two SHG, including Apr. 9 vs. SJ and Mar. 23 vs. FLA... appeared in his 100th career NHL game in his regular-season finale, Apr. 13 vs. COL... posted a career-tying three-game assist streak (0-3=3), Dec. 31-Jan. 5... became the third player in club history to score four goals in his first four games as a Duck (4-1=5), Oct. 2-10... his four-game point streak represented a career best... posted his second career multi-goal game (2-0=2), Oct. 10 vs. NYR... scored a goal in his Anaheim debut, Oct. 2 @ COL... missed 24 games with an upper-body injury, Oct. 27-Dec. 15... **PLAYOFFS:** Made his third consecutive trip to the Stanley Cup Playoffs, scoring two goals with four PIM in all 13 games vs. DAL and LA... collected his first playoff goal as a Duck in Game 5 of the First Round, Apr. 25 vs. DAL.

CAREER:

Signed a three-year entry-level contract with Ottawa, May 30, 2011... **2012-13:** Appeared in his first NHL season with Ottawa... made his second career appearance in Stanley Cup Playoffs, collecting 2-2=4 points in 10 games against Montreal and Pittsburgh... earned his first career playoff points (1-1=2)

NHL HIGHLIGHTS

NHL Career Hat Tricks:

None

NHL Career Multiple-Point Games:

4 (2 multiple-goal, 0 multiple-assist)

NHL Career OT Goals:

None

NHL Career Highs:

Goals: 2, two times (last: Oct. 10, 2013 vs. NYR)

Assists: 1, 22 times (last: Mar. 31, 2014 vs. WPG)

Points: 2, four times (last: Jan. 15, 2014 vs. VAN; 1-1=2)

PIM: 2, 12 times (last: Mar. 29, 2014 @ VAN)

TOI: 21:26, Feb. 21, 2013 w/OTT vs. NYR

Shots: 8, Feb. 21, 2013 w/OTT vs. NYR

Plus/Minus: +2, four times (last: Dec. 31, 2013 vs. SJ)

Goal Streak: Two games, two times (last: Oct. 2-5, 2013; 2-0=2)

Assist Streak: Three games, two times (last: Dec. 31, 2013-Jan. 5, 2014; 0-3=3)

Point Streak: Four games, Oct. 2-10, 2013 (3-1=4)

Penalty Shots: None

First NHL Game:

In a 4-1 OT win, Jan. 19, 2013 @ WPG

First NHL Point:

A goal in a 4-0 OT win, Jan. 21, 2013 vs. FLA

First NHL Goal:

A goal (Theodore) in a 4-0 OT win, Jan. 21, 2013 vs. FLA

Milestones Achieved:

100th NHL game, Apr. 13, 2014 vs. COL

Milestones Within Reach:

58 points to 100 NHL points

in Game 1 of the CQF, May 2 @ MTL... scored his second career Stanley Cup Playoff goal in Game 3 of the CQF, May 5 vs. MTL... helped set a franchise playoff record for fastest two Ottawa goals scored at eight seconds (Kyle Turris scored the first) in the Game 3 win over MTL... appeared in 48 regular-season games, scoring 10-9=19 points with a +9 rating... was one of six Ottawa players to play the entire season and one of two skaters to record a SHG... also led the team in shots (134) and shootout goals (4-of-7), and co-led in plus/minus... paced Ottawa rookies and tied for fifth among NHL freshmen in goals... earned his first career NHL assist, Feb. 7 vs. CAR... collected his first goal and point of his career (Theodore) in a 4-0 victory, Jan. 21 vs. FLA... recorded a +1 rating and 14:02 TOI in his NHL regular season debut, a 4-1 win on Jan. 19 @ WPG... began the season with Binghamton (AHL), scoring 13-16=29 points with a +4 rating in 34 games... earned his first professional point (goal) in his AHL debut, Oct. 13 vs. Wilkes-Barre/Scranton... **2011-12:** Appeared in two Stanley Cup Playoff games with Ottawa, going scoreless in two CQF games against NYR... made his NHL debut in Game 6 of the CQF, Apr. 23 vs. NYR... also appeared in Game 7 on Apr. 26 @ NYR... had a historic season with Brynas of the Swedish Elite League, winning MVP for both the regular season and playoffs... set a Swedish Elite League

SILFVERBERG VS. THE NHL

Team	GP	G	A	Pts.	PIM
Anaheim	-	-	-	-	-
Arizona	3	0	1	1	4
Boston	6	0	1	1	0
Buffalo	4	0	1	1	0
Calgary	3	0	3	3	0
Carolina	4	1	1	2	2
Chicago	1	0	0	0	0
Colorado	3	1	1	2	0
Columbus	1	0	0	0	0
Dallas	2	0	0	0	0
Detroit	2	1	0	1	0
Edmonton	4	1	1	2	0
Florida	4	2	1	3	2
Los Angeles	3	0	0	0	0
Minnesota	2	1	0	1	0
Montreal	6	1	1	2	2
Nashville	1	0	0	0	0
New Jersey	4	0	1	1	0
NY Islanders	4	1	1	2	2
NY Rangers	4	4	1	5	6
Ottawa	2	0	0	0	2
Philadelphia	3	0	0	0	0
Pittsburgh	4	0	0	0	2
San Jose	4	1	1	2	0
St. Louis	1	0	0	0	0
Tampa Bay	3	1	1	2	0
Toronto	7	1	1	2	0
Vancouver	4	1	2	3	2
Washington	5	1	0	1	0
Winnipeg	6	2	3	5	0
NHL Totals	100	20	22	42	24

RIGHT WING



playoff record with 13 playoff goals to help lead Brynas won the league championship...also scored 24-30=54 points in 49 regular-season games, ranking second in the league in both goals and scoring...was named winner of Guldhjälmen (Golden Helmet) Award as most valuable player of SEL as voted by league's players and the Guldpucken (Golden Puck), awarded annually to the ice hockey player of the year in Sweden...was the youngest player since Peter Forsberg (1994) to win the Guldhjälmen honor...**2010-11:** Scored 18-16=34 points in 53 games for Brynas...added four assists (0-4=4) in five playoff contests...**2009-10:** Played his first full season in the Swedish Elite League, collecting 8-8=16 points with four PIM in 48 games with Brynas...**2008-09:** Made his Swedish Elite League debut with Brynas, notching 3-1=4 points with two PIM in 16 games...also helped lead the Brynas Jr. team to the league title after scoring 14-24=38 points in 30 games...

Miscellaneous: Has represented Sweden on the international stage on six occasions, winning medals at the 2014 Olympic Winter Games (silver), 2011 World Championship (silver) and 2010 World Junior Championship (bronze)... played all six games for Team Sweden at the 2014 Winter Games, earning

one assist, a +1 rating and two PIM...collected an assist (0-1=1) in nine games at the 2011 World Championship in Slovakia and 3-2=5 points in six games during the 2010 World Juniors in Saskatoon...has also played for Sweden at the 2012 World Championship in Helsinki and Stockholm (2-0=2 points in eight games) and the 2008 U-18 World Championship in Russia (1-2=3 points in five games).

PERSONAL:


Grew up in Gavle, Sweden...graduated from Borgarskolan High School in Gavle in 2009...his favorite player growing up was Peter Forsberg...lists his favorite hockey moment as winning the Swedish Elite League championship with Brynas in 2011-12...says his favorite show is "The Big Bang Theory" and his favorite movie is "The Dark Knight"...spends his summers in his hometown of Gavle.



REGULAR SEASON

PLAYOFFS

Season	Team	League	GP	G	A	Pts.	PIM	+/-	GP	G	A	Pts.	PIM
22005-06	Brynas U-18	Sweden U-18	8	0	0	0	0	-	-	-	-	-	-
2006-07	Brynas U-18	Sweden U-18	14	3	8	11	6	-	3	0	0	0	0
	Brynas Jr.	Sweden Jr.	6	1	3	4	0	-	-	-	-	-	-
2007-08	Brynas U-18	Sweden U-18	5	5	3	8	2	-	5	3	4	7	2
	Brynas Jr.	Sweden Jr.	30	8	12	20	8	-	7	3	0	3	2
2008-09	Brynas Jr.	Sweden Jr.	30	14	24	38	6	-	-	-	-	-	-
	Brynas	Sweden	16	3	1	4	2	-	4	0	0	0	2
2009-10	Brynas	Sweden	48	8	8	16	4	-	5	1	1	2	2
2010-11	Brynas	Sweden	53	18	16	34	16	-	5	0	4	4	2
2011-12	Brynas	Sweden	49	24	30	54	10	-	16	13	7	20	4
	OTTAWA	NHL	-	-	-	-	-	-	2	0	0	0	2
2012-13	Binghamton	AHL	34	13	16	29	2	+4	-	-	-	-	-
	OTTAWA	NHL	48	10	9	19	12	+9	10	2	2	4	2
2013-14	ANAHEIM	NHL	52	10	13	23	12	+2	13	2	0	2	4
	Sweden	Olympics	6	0	1	1	2	+1	-	-	-	-	-
NHL Totals			100	20	22	42	24	+11	25	4	2	6	8



DEVANTE SMITH-PELLY 12

SHOOTS: Right **HEIGHT:** 6-0 **WEIGHT:** 220 **AGE:** 22; turns 23 on June 14, 2015
BORN: June 14, 1992; Scarborough, Ontario **HOMETOWN:** Toronto, Ontario
DRAFTED: By Anaheim in the second round (42nd overall) in the 2010 NHL Entry Draft
2013-14 REAL TIME STATISTICS

TOI/GM: 12:38 **SHFT/GM:** 17.1 **FO% (FW/FL):** 0.0 (0/4)

2013-14:

Appeared in his third NHL season with Anaheim, collecting 2-8=10 points with a +5 rating and two PIM in 19 games... set career highs in assists and plus/minus... was recalled from Norfolk on Apr. 6 and earned 1-1=2 points in three games from Apr. 6-13... scored his second goal of the season and the shootout winner in a 4-3 win that clinched the top spot in the Western Conference, Apr. 12 @ LA... had 1-7=8 points in his first 11 games with Anaheim, Oct. 24-Nov. 12... earned his second career multi-point game (1-1=2), Oct. 31 @ BOS... posted a career-best +2 rating in back-to-back games, Oct. 31-Nov. 2... set season highs in TOI (17:06) and hits (6), Nov. 2 @ BUF... picked up his seventh career assist in his Anaheim season debut, Oct. 24 @ MTL... began the season at Norfolk (AHL), earning 27-16=43 points with 29 PIM in 55 games... at the time of his final NHL recall on Apr. 6, had set AHL career highs in goals and points and led Norfolk in goals... collected his first career AHL hat trick (3-0=3), Feb. 18 @ Charlotte... had a five-game AHL goal streak (5-2=7), Jan. 3-12... **PLAYOFFS:** Led Anaheim in goals (5) and multi-goal games (2), co-led in PPG (2) and ranked third in shots (26) in his first Stanley Cup Playoff appearance... at 21 years and 317 days, became the youngest Ducks player to record a multi-goal game in Game

6 of the First Round, Apr. 27 @ DAL... notched his second two-goal contest in Game 5 of the Second Round, May 12 vs. LA... scored his first career playoff GWG in Game 4 of the Second Round, May 10 @ LA... his 10 hits in Game 3 of the First Round on Apr. 21 @ DAL were the most by a Duck in a playoff game since 2006... made his Stanley Cup Playoff debut in Game 2 of the First Round on Apr. 18 vs. DAL, recording a +2 rating.

CAREER:

Signed a three-year entry-level contract with Anaheim, Dec. 29, 2010... **2012-13:** Appeared in his second NHL season with Anaheim, going scoreless while averaging 8:59 TOI... played five of Anaheim's first seven regular season contests before being assigned to Norfolk on Feb. 5... was recalled on Apr. 24 and played the final two games of the regular season on Apr. 25 @ VAN and Apr. 27 vs. PHX... in 65 contests with Norfolk, scored 14-18=32 points with 65 PIM... ranked third on the club in goals, fourth in scoring and fifth in assists... also tied for fourth in PPG (4)... **2011-12:** Made his NHL debut with Anaheim, scoring 7-6=13 points with 16 PIM in 49 contests... led all Duck rookies in appearances, goals, assists, scoring, shots (66) and TOI (590:09)... recorded his first career multi-point game (1-1=2), Apr. 3 @ VAN...

NHL HIGHLIGHTS

NHL Career Hat Tricks:

None

NHL Career Multiple-Point Games:

2 (0 multiple-goal, 0 multiple-assist)

NHL Career OT Goals:

None

NHL Career Highs:

Goals: 1, nine times (last: Apr. 12, 2014 @ LA)

Assists: 1, 14 times (last: Apr. 13, 2014 vs. COL)

Points: 2, two times (last: Oct. 31, 2013 @ BOS; 1-1=2)

PIM: 2, nine times (last: Nov. 23, 2013 @ PHX)

TOI: 18:32, Mar. 19, 2012 @ SJ

Shots: 5, Mar. 19, 2012 @ SJ

Plus/Minus: +2, two times (last: Nov. 2, 2013 @ BUF)

Goal Streak: None

Assist Streak: Two games, three times (last: Nov. 10-12, 2013; 0-2=2)

Point Streak: Two games, five times (last: Apr. 12-13; 1-1=2)

Penalty Shots: None

First NHL Game:

In a 4-1 ANA loss, Oct. 7, 2011 @ BUF (Helsinki)

First NHL Point:

An assist in a 2-1 ANA win, Oct. 8, 2012 vs. NYR (Stockholm)

First NHL Goal:

A goal (Rinne) in a 4-2 ANA loss, Nov. 9, 2011 vs. NSH

Milestones Within Reach:

25 appearances to 100 NHL games

SMITH-PELLY VS. THE NHL

Team	GP	G	A	Pts.	PIM
Anaheim	-	-	-	-	-
Arizona	6	0	1	1	2
Boston	2	1	1	2	0
Buffalo	4	0	1	1	0
Calgary	3	0	0	0	0
Carolina	2	0	1	1	0
Chicago	2	0	0	0	0
Colorado	3	0	1	1	0
Columbus	2	0	1	1	0
Dallas	2	0	0	0	0
Detroit	3	0	0	0	2
Edmonton	4	0	1	1	2
Florida	1	0	1	1	0
Los Angeles	7	2	0	2	2
Minnesota	3	0	0	0	0
Montreal	2	1	1	2	2
Nashville	3	2	0	2	0
New Jersey	1	0	0	0	0
NY Islanders	-	-	-	-	-
NY Rangers	3	0	1	1	0
Ottawa	1	0	0	0	0
Philadelphia	2	0	1	1	2
Pittsburgh	1	0	0	0	0
San Jose	4	0	1	1	6
St. Louis	4	2	0	2	0
Tampa Bay	2	0	0	0	0
Toronto	1	0	0	0	0
Vancouver	6	1	2	3	0
Washington	1	0	0	0	0
Winnipeg	-	-	-	-	-
NHL Totals	75	9	14	23	18

RIGHT WING



established career highs in TOI (18:32) and shots on net (5), Mar. 19 @ SJ...scored his first career SHG, becoming the second-youngest player to score a SHG in club history (19 years, 9 months), Mar. 18 vs. NSH...was loaned to Syracuse (AHL) for a two-week conditioning assignment, Feb. 1-14...earned an assist (0-1=1) with two PIM in four contests with the Crunch...scored his first career PPG (also his first career GWG), Nov. 30 vs. MTL...recorded his first career NHL goal (Rinne), Nov. 9 vs. NSH...earned his first career NHL point (assist), Oct. 8 vs. NYR...at 19 years, three months and 23 days, became the third-youngest Duck to appear in an NHL contest with his NHL debut in Anaheim's season opener on Oct. 7 @ BUF in Helsinki, Finland...**2010-11:** Collected 36-30=66 points with 50 PIM in 67 games with Mississauga (OHL)...ranked second on the Majors in scoring and goals, tied for first in PPG (10), tied for second in games, and third in plus/minus (+49) and points-per-game (0.99)...recorded a hat trick twice in 2010-11, including Mar. 11 @ Brampton (3-0=3) and Jan. 23 @ Niagara (3-0=3)...helped lead Mississauga to the OHL Final, earning 15-6=21 points in 20 playoff games...ranked tied for fourth among OHL postseason leaders in scoring, tied for first in goals, and third in PPG (6)...also led the Majors with 3-3=6 points in five games during the 2011 Memorial Cup...**2009-10:** Scored 29-33=62 points with a +27 rating and 35 PIM in 60 contests with Mississauga...finished the season tied for the team lead in scoring while ranking second in goals and PPG (10)...also ranked third in assists and plus/minus...earned 8-6=14 points in 16 OHL playoff games, advancing to the Eastern Conference Finals with the Majors...led the club in goals and tied for first in postseason scoring...**Miscellaneous:** Was loaned by Anaheim to Hockey Canada for the 2012 IIHF World Junior Championship in

Calgary and Edmonton...suffered a fractured left foot (first metatarsal bone) after blocking a shot in Team Canada's 8-1 win over Finland, Dec. 26, 2012 and missed the remainder of the tournament.

PERSONAL:


Spent the offseason in his hometown of Toronto, visiting family and friends...favorite hockey moment was scoring his first NHL goal...favorite food is Chicken Parmesan...Twitter handle is @smithpelly23.



REGULAR SEASON

PLAYOFFS

Season	Team	League	GP	G	A	Pts.	PIM	+/-	GP	G	A	Pts.	PIM
2008-09	Mississauga	OHL	57	13	12	25	24	-4	11	2	3	5	4
2009-10	Mississauga	OHL	60	29	33	62	35	+27	16	8	6	14	20
2010-11	Mississauga	OHL	67	36	30	66	50	+49	20	15	6	21	16
2011-12	ANAHEIM	NHL	49	7	6	13	16	-7	-	-	-	-	-
	Syracuse	AHL	4	0	1	1	2	+1	-	-	-	-	-
2012-13	Syracuse	AHL	65	14	18	32	65	-20	-	-	-	-	-
	ANAHEIM	NHL	7	0	0	0	0	-4	-	-	-	-	-
2013-14	Norfolk	AHL	55	27	16	43	29	-1	-	-	-	-	-
	ANAHEIM	NHL	19	2	8	10	2	+5	12	5	0	5	24
NHL Totals			75	9	14	23	18	-6	12	5	0	5	24
AHL Totals			124	41	35	76	96	-20	-	-	-	-	-



SHeldon Souray

SHOOTS: Left **HEIGHT:** 6-4 **WEIGHT:** 231 **AGE:** 38; turns 39 on July 13, 2015
BORN: July 13, 1976; Fishing Lake, Alberta **HOMETOWN:** Malibu, California
ACQUIRED: Signed as a free agent, July 1, 2012
DRAFTED: By New Jersey in the third round (71st overall) of the 1994 NHL Entry Draft
2012-13 REAL TIME STATISTICS

TOI/GM: 20:55 **SHFT/GM:** 24.9 **F0% (FW/FL):** 100.0 (1/0)

2013-14:

Missed the entire season due to a wrist injury.

CAREER:

Signed a three-year contract with Anaheim through 2014-15, July 1, 2012...signed as a free agent with Edmonton (July 12, 2007) and Dallas (July 1, 2011)...is a three-time All-Star, having appeared in the mid-season classic in 2004, 2007 (as a starter) and 2009...won the Hardest Shot at the 2004 All-Star Skills Competition, along with Adrian Aucoin (recorded 100+ mph slap shots at all three All-Star appearances)...recorded (unofficially) a 106.7 mph slap shot at the 2009 Edmonton Oilers' Skills Competition, a then-NHL high (Chara recorded a 108.8 mph slap shot at 2012 NHL All-Star Weekend)...also holds the NHL record for most single-season PPG by a defenseman with 19 in 2006-07...

2012-13: Appeared in his 14th NHL season, his first with Anaheim...scored 7-10=17 points with a +19 rating and 52 PIM in 44 contests...co-led NHL defensemen in plus/minus (tied for 11th overall) and tied for second in GWG (3)...overall, finished tied for seventh in road plus/minus (+13)...co-led Anaheim in plus/minus, while leading team defensemen in goals, PPG (2) and GWG, ranking second in points and tied for second in assists...recorded a plus-or-even rating in 40 of 44 contests...his .39 points-per-game average was highest mark since the 2008-09 season with Edmonton...collected his 300th career NHL point (assist), Apr. 17 vs. CBJ...posted a three-game goal streak from Feb. 2-6 (3-1=4), matching his career high...had back-to-back GWG Feb. 4 vs. SJ and Feb. 6 @ COL, the first time the feat was accomplished by a Ducks defenseman...scored his 50th career PPG and notched an assist in his Anaheim debut, Jan. 19 @ VAN...**PLAYOFFS:** Collected one assist in six CQF contests vs. DET...

made his Anaheim playoff debut in Game 1 of the CQF, Apr. 30 vs. DET. 2011-12: Appeared in his 13th NHL season, his first with Dallas...scored 6-15=21 points with 73 PIM in 64 contests, ranking tied for second among Stars blueliners in goals...co-led Dallas defensemen and ranked tied for fourth on the club with a +41 rating...led all club defensemen with 179 shots...became the 84th defenseman in NHL history to reach the 100-goal milestone, Nov. 4 vs. COL...**2010-11:** Appeared in 40 contests with Hershey (AHL), collecting 4-15=19 points with a +10 rating and 85 PIM...also appeared in six Calder Cup Playoff contests, earning 1-1=2 points...**2009-10:** In his third season with Edmonton, scored 4-9=13 points with 65 PIM in 37 games...had his season cut short due to a broken hand (suffered on Jan. 30 @ CGY, missed the final 29 games of the season)...also suffered a concussion at the start of 2009-10, forcing him to lose 16 games from Oct. 10-Nov. 11...**2008-09:** Reached the 20-goal plateau for the second time in his career, finishing the season with 23-30=53 points and 98 PIM for Edmonton...among NHL defensemen, ranked second in PPG (12) and shots (268), and tied for second in goals...also ranked tied for eighth in defenseman scoring...among team leaders, ranked tied for first in goals and tied for first in GWG (5)...was named to his third career All-Star Game and earned second star honors at the mid-season classic...earned his 200th NHL point, Oct. 17 @ CGY...had a career-tying three-game goal streak (3-1=4), Dec. 22-28...appeared in his 600th NHL contest, Mar. 17 vs. STL...logged a career-high 31:55 TOI, Feb. 14 @ LA...**2007-08:** In his first season as an Oiler, scored 3-7=10 points in 26 contests...missed 55 games due to a shoulder injury (two separate occasions)...had arthroscopic surgery on his shoulder on Feb. 8 and sat out the remainder of the season...**2006-07:** Set personal bests in all

NHL HIGHLIGHTS

NHL Career Hat Tricks:

Dec. 18, 2003 w/MTL vs. NSH (3-1=4)

NHL Career Multiple-Point Games:

49 (9 multiple-goal, 19 multiple-assist)

NHL Career OT Goals:

3, last: Feb. 4, 2007 w/MTL vs. PIT (4-3)

NHL Career Highs:

Goals: 3, Dec. 18, 2003 w/MTL vs. NSH

Assists: 5, Jan. 10, 2004 w/MTL @ PIT

Points: 6, Jan. 10, 2004 w/MTL @ PIT (1-5=6)

PIM: 27, two times (last: Feb. 1, 2007 w/MTL @ PIT)

TOI: 31:55, Feb. 14, 2009 w/EDM @ LA

Shots: 11, two times (last: Dec. 19, 2008 w/EDM vs. ANA)

Plus/Minus: +4, four times (last: Mar. 6, 2012 w/DAL @ VAN)

Goal Streak: Three games, three times (last: Feb. 2-6, 2013; 3-1=4)

Assist Streak: Five games, Dec. 7-19, 2006 (2-9=11)

Point Streak: Seven games, Feb. 14-26, 2007 (4-3=7)

Penalty Shots: None

First NHL Game:

In a 4-2 NJ loss, Oct. 17, 1997 @ OTT

First NHL Point:

An assist in a 3-2 NJ win, Nov. 12, 1997 @ NYR

First NHL Goal:

A goal (Muzzatti) in a 4-3 NJ win, Dec. 16, 1997 vs. NYR

Milestones Achieved:

700th NHL game, Feb. 26, 2012 w/DAL vs. VAN

100th NHL goal, Nov. 4, 2011 w/DAL vs. COL

100th NHL assist, Dec. 19, 2006 w/MTL @ BUF

300th NHL point, Apr. 17, 2013 vs. CBJ

Milestones Within Reach:

9 assists to 200 NHL assists

SOURAY VS. THE NHL

Team	GP	G	A	Pts.	PIM
Anaheim	17	2	4	6	25
Boston	40	7	11	18	79
Buffalo	36	4	10	14	45
Calgary	26	4	9	13	57
Carolina	27	2	6	8	27
Chicago	21	4	2	6	13
Colorado	23	6	10	16	14
Columbus	18	2	10	12	16
Dallas	18	1	10	11	21
Detroit	20	2	3	5	19
Edmonton	14	2	3	5	32
Florida	27	0	4	4	35
Los Angeles	22	2	5	7	43
Minnesota	18	1	2	3	26
Montreal	11	1	1	2	11
Nashville	15	5	5	10	8
New Jersey	21	3	3	6	19
NY Islanders	32	2	11	13	43
NY Rangers	34	5	5	10	67
Ottawa	40	6	7	13	54
Philadelphia	33	3	6	9	46
Pittsburgh	26	6	5	11	31
Phoenix	33	10	14	24	97
Pittsburgh	33	10	14	24	97
San Jose	23	1	3	4	29
St. Louis	22	4	1	5	57
Tampa Bay	28	6	10	16	34
Toronto	36	6	7	13	55
Vancouver	27	5	7	12	51
Washington	30	5	13	18	37
Winnipeg	20	2	4	6	54
NHL Totals	758	109	191	300	1145

DEFENSEMAN




major categories, including 19 PPG, a single-season record among NHL defensemen all-time...his 26 goals on the season led all NHL blueliners, the most since Sergei Gonchar (w/WSH) in 2001-02...ranked third in defenseman scoring...made his second career All-Star appearance at the 2007 festivities in Dallas...among league leaders, ranked second overall in PPG and fifth in PPP (48)...ranked first among NHL defensemen in goals, PPG and PPP...became the fifth defenseman in Montreal history to register a 20+ goal season...had a career-best seven-game point streak (4-3=7) from Feb. 14-26 and a personal high five-game assist streak from Dec. 7-19 (2-9=11)...earned his 100th career NHL assist, Dec. 19 @ BUF...**2005-06:** Set a Montreal club record for most goals scored by a defenseman in one playoff series (3)...scored 3-2=5 points in six CQF contests vs. CAR...scored 12-27=39 points in 75 regular-season contests, a then-career best...scored 7-14=21 PPP throughout the season...**2004-05:** Appeared in 39 contests with Farjestad of the Swedish Elite League, scoring 9-8=17 points with a +9 rating and 117 PIM...**2003-04:** In his fifth season with Montreal, scored 15-20=35 points in 63 contests...was a nominee for the Bill Masterton Trophy, returning to achieve then-career highs in goals, assists and points after missing the entire 2002-03 season with a wrist injury...had a career-high six-point game (1-5=6), Jan. 10 vs. PIT...was named to his first career NHL All-Star Game, collecting one assist in the contest...collected his first career hat trick (3-1=4), Dec. 18 vs. NSH...recorded a then-career high in assists (0-3=3), Dec. 13 @ TB...had his first multi-goal game (2-0=2), Oct. 25 vs. OTT...**2002-03:** Sat out the entire NHL season with a wrist injury...**2001-02:** Scored 3-5=8 points in 34 contests for Montreal...missed the second half of the season due to a fractured wrist...returned for 12 contests in the Stanley Cup Playoffs, recording one assist...**2000-01:** Appeared in 52 contests with Montreal, scoring 0-8=8 points with 70 PIM...missed the first 29 contests of the season with a muscle injury...**1999-00:** Split the season with New Jersey and Montreal...was acquired by Montreal on Mar. 1 in exchange for Vladimir Malakhov...recorded 3-8=11 points in 71 combined contests...**1998-99:** In his second NHL season, scored 1-7=8 points in 70 contests...had his first multi-assist game (0-2=2), Feb. 6 vs. TOR...collected his first multi-point game (1-1=2), Dec. 16 vs. NYR...**1997-98:** Made his NHL debut with New Jersey...scored 3-7=10 points

in 60 contests...scored his first NHL goal (Muzzatti) which served as the game-winner in a 4-3 victory, Dec. 16 vs. NYR...earned his first NHL point (assist), Nov. 12 @ NYR...made his NHL debut, Oct. 17 @ OTT...in three playoff contests in his Stanley Cup debut, earned one assist in the club's CQF series vs. OTT...**Miscellaneous:** Represented Canada at the 2005 IIHF World Championship in Austria, earning 1-1=2 points in nine contests...was a member of the WHL's Second All-Star Team for the Western Conference in 1995-96.

PERSONAL:


Resides in Malibu in the offseason...has two daughters, Valentina and Scarlet...lists Scott Stevens and Chris Chelios as his favorite NHL players growing up...has one sister, Shannon...lists playing in the game when Saku Koivu came back from cancer as his best hockey memory...cites Pearl Jam, Dierks Bentley and Jason Aldean as his favorite bands...says his favorite people to follow on Twitter are Barbie Blank and Phoenix Coyotes forward Paul Bissonnette...spends his summers in Idaho...enjoys paddle boarding, mountain biking and golfing in his spare time...Twitter handle is @SSouray.



REGULAR SEASON

PLAYOFFS

Season	Team	League	GP	G	A	Pts.	PIM	+/-	GP	G	A	Pts.	PIM
1997-98	NEW JERSEY	NHL	60	3	7	10	85	+18	3	0	1	1	2
		AHL	6	0	0	0	8	-2	-	-	-	-	-
1998-99	NEW JERSEY	NHL	70	1	7	8	110	+5	2	0	1	1	0
1999-00	NEW JERSEY	NHL	52	0	8	8	70	-6	-	-	-	-	-
		MONTREAL	19	3	0	3	44	+7	-	-	-	-	-
2000-01	MONTREAL	NHL	52	3	8	11	95	-11	-	-	-	-	-
2001-02	MONTREAL	NHL	34	3	5	8	62	-5	12	0	1	1	16
2002-03			---DID NOT PLAY---										
2003-04	MONTREAL	NHL	63	15	20	35	104	+4	11	0	2	2	39
2004-05	Farjestad	Sweden	39	9	8	17	117	+9	15	1	6	7	77
2005-06	MONTREAL	NHL	75	12	27	39	116	-11	6	3	2	5	8
2006-07	MONTREAL	NHL	81	26	38	64	135	-28	-	-	-	-	-
2007-08	EDMONTON	NHL	26	3	7	10	36	-7	-	-	-	-	-
2008-09	EDMONTON	NHL	81	23	30	53	98	+1	-	-	-	-	-
2009-10	EDMONTON	NHL	37	4	9	13	65	-19	-	-	-	-	-
2010-11	Hershey	AHL	40	4	15	19	85	+10	6	1	1	2	16
2011-12	DALLAS	NHL	64	6	15	21	73	+11	-	-	-	-	-
2012-13	ANAHEIM	NHL	44	7	10	17	52	+19	6	0	1	1	4
2013-14			---DID NOT PLAY---										
NHL Totals			758	109	191	300	1145	-22	40	3	8	11	69



CLAYTON STONER

3

SHOOTS: Left **HEIGHT:** 6-3 **WEIGHT:** 212 **AGE:** 29; turns 30 on February 19, 2015
BORN: February 19, 1985; Port McNeill, British Columbia **HOMETOWN:** Port McNeill, British Columbia

ACQUIRED: Signed as a free agent, July 1, 2014

DRAFTED: By Minnesota in the third round (79th overall) of the 2004 NHL Entry Draft

2013-14 REAL TIME STATISTICS

TOI/GM: 13:19 **SHFT/GM:** 19.4 **FO% (FW/FL):** 0.0 (0/0)

2013-14:

Appeared in his fifth NHL season with Minnesota, scoring 1-4=5 points with 84 PIM in a career-high 63 games...led the team in PIM and ranked fourth in hits...collected his fourth career NHL goal in a 6-0 victory, Mar. 18 @ NYI...appeared in his 200th career NHL game on Dec. 22 @ NYR and logged a season-high 20:57 TOI on Oct. 22 vs. NSH...missed 15 games overall with a lower-body injury (Nov. 9, Dec. 23-31, Mar. 23-Apr. 10)...

PLAYOFFS: Made his second consecutive trip to the Stanley Cup Playoffs, earning 1-2=3 points with 26 PIM in all 13 games vs. COL and CHI...posted his first playoff scoring streak of two games (1-1=2), May 2-4...scored his first career postseason goal in Game 1 of the Second Round, May 2 @ CHI.

CAREER:

Signed a four-year contract with Anaheim through the 2017-18 NHL season, July 1, 2014...**2012-13:** Appeared in his fourth NHL season and first postseason with Minnesota...made his Stanley Cup Playoff debut in Game 1 of the CQF on Apr. 30 @ CHI, earning an assist in 8:18 TOI...appeared in all 48 regular-season games, collecting 0-10=10 points with 42 PIM...set career highs in assists and TOI (18:13)...ranked third on the club in hits (87) and tied for third in blocked shots (57)...recorded his second and third career multi-assist games on Mar. 25 @

DAL (0-2=2) and Apr. 16 @ EDM (0-2=2), respectively...established a Wild franchise record for defensemen with a +5 rating, Mar. 25 @ DAL...**2011-12:** Appeared in his third NHL season with Minnesota, recording 1-4=5 points with a +3 rating and 62 PIM in 51 games...ranked third on the team in PIM...was nominated for the 2012 Bill Masterton Memorial Trophy by the Minnesota Chapter of the Professional Hockey Writers' Association...missed 30 games overall due to injury, including seven with a finger injury (Oct. 29-Nov. 12), 23 with a lower-body injury (Dec. 26-Jan. 4, Feb. 2-Mar. 8) and two with an upper-body injury (Apr. 5-7)...scored his third career NHL goal in a 5-4 shootout victory, Apr. 1 @ CHI...appeared in his 100th career NHL game, Jan. 21 vs. DAL...logged a career-best 24:24 TOI, Oct. 11 @ OTT...**2010-11:** Appeared in his second (first full) NHL season with Minnesota, recording 2-7=9 points with a +5 rating and 96 PIM in 57 games...set career highs in goals, plus/minus and PIM...among NHL rookie defensemen, ranked tied for third in PIM and sixth in plus/minus (min. 50 games)...led the club in plus/minus and ranked third in PIM...his first career NHL goal (Hedberg) was the game-winner in a 1-0 victory, Jan. 4 @ NJ...picked up his first career NHL point (assist), Dec. 19 @ OTT...made his NHL debut, Dec. 17 @ MTL...missed the final 39 games of the season with an abdominal/groin injury,

NHL HIGHLIGHTS

NHL Career Hat Tricks:

None

NHL Career Multiple-Point Games:

3 (0 multiple-goal, 3 multi-assist)

NHL Career OT Goals:

None

NHL Career Highs:

Goals: 1, four times (last: Mar. 18, 2014 w/MIN @ NYI)

Assists: 2, three times (last: Apr. 16, 2013 w/MIN @ EDM)

Points: 2, three times (last: Apr. 16, 2013 w/MIN @ EDM; 0-2=2)

PIM: 15, two times (last: Apr. 8, 2011 w/MIN @ EDM)

TOI: 24:24, Oct. 11, 2011 w/MIN @ OTT

Shots: 4, four times (last: Feb. 23, 2013 w/MIN @ CGY)

Goal/Minus: +5, Mar. 25, 2013 w/MIN @ DAL

Plus/Minus: None

Assist Streak: Two games, four times (last: Mar. 25-27, 2013; 0-3=3)

Point Streak: Two games, four times (last: Mar. 25-27, 2013; 0-3=3)

Penalty Shots: None

First NHL Game:

In a 3-1 MIN win, Dec. 17, 2009 @ MTL

First NHL Point:

An assist in a 4-1 MIN loss, Dec. 19, 2009 @ OTT

First NHL Goal:

A goal (Hedberg) in a 1-0 MIN win, Jan. 4, 2011 @ NJ

Milestones Achieved:

200th NHL game, Dec. 22, 2013 w/MIN @ NYR

Milestones Within Reach:

73 appearances to 300 NHL games

STONER VS. THE NHL

Team	GP	G	A	Pts.	PIM
Anaheim	10	1	0	1	7
Arizona	8	0	1	1	2
Boston	2	0	0	0	0
Buffalo	4	0	0	0	18
Calgary	15	0	0	0	21
Carolina	4	0	0	0	2
Chicago	15	1	2	3	11
Colorado	18	0	2	2	23
Columbus	9	0	2	2	18
Dallas	11	0	2	2	13
Detroit	8	0	0	0	4
Edmonton	16	0	3	3	33
Florida	4	0	1	1	4
Los Angeles	11	0	1	1	6
Minnesota	-	-	-	-	-
Montreal	4	0	0	0	7
Nashville	13	0	2	2	16
New Jersey	5	1	0	1	0
NY Islanders	4	1	0	1	4
NY Rangers	4	0	0	0	0
Ottawa	4	0	2	2	5
Philadelphia	3	0	0	0	0
Pittsburgh	3	0	0	0	2
San Jose	10	0	0	0	25
St. Louis	12	0	2	2	34
Tampa Bay	3	0	0	0	0
Toronto	4	0	1	1	4
Vancouver	14	0	3	3	22
Washington	4	0	2	2	2
Winnipeg	5	0	1	1	13
NHL Totals	227	4	27	31	296

DEFENSEMAN



suffered Jan. 5 @ CHI... **2009-10:** Appeared in his first NHL season with Minnesota, scoring two assists (0-2=2) with a +1 rating and 12 PIM in eight games... earned his first career NHL point (assist), Dec. 19 @ OTT... made his NHL debut on Dec. 17 @ MTL, logging 14:42 TOI... was recalled from Houston (AHL) on Dec. 16... missed the final 39 games due to an abdominal/groin injury suffered on Jan. 5 at CHI... underwent sports hernia surgery on Feb. 12 and additional surgery on Mar. 3... **Miscellaneous:** Played five AHL seasons with Houston from 2005-10, scoring 15-65=80 points with a +24 rating and 407 PIM in 283 career games... posted a +14 rating in only 26 games in 2009-10 before his NHL recall on Dec. 16... scored the GWG and netted an assist in Game 7 of the Calder Cup Conference Semifinals on May 13, 2009 @ Milwaukee...


had a career-high 24 points in both 2005-06 (6-18=24) and 2008-09 (2-22=24)... signed an entry-level contract with Minnesota, Sept. 5, 2005... appeared in 189 career WHL games with Tri-City from 2002-05, earning 23-70=93 points with a +11 rating and 109 PIM... was named to the WHL West Second All-Star Team in 2005.

PERSONAL:

Grew up in Port McNeill, British Columbia... spent his summer in Minnesota... enjoys fishing, hiking, and golfing while not playing hockey... lists "Gold Rush", "Modern Family" and "Suits" as his favorite TV shows... his favorite hockey memory is being drafted in 2004.



Season	Team	League	REGULAR SEASON						PLAYOFFS				
			GP	G	A	Pts.	PIM	+/-	GP	G	A	Pts.	PIM
2002-03	Tri-City	WHL	58	4	12	45	85	-12	-	-	-	-	-
2003-04	Tri-City	WHL	71	7	24	31	109	+21	11	1	1	2	8
2004-05	Tri-City	WHL	60	12	34	46	81	+2	4	0	3	3	2
2005-06	Houston	AHL	73	6	18	24	92	+6	3	1	1	2	7
2006-07	Houston	AHL	65	1	6	7	104	-9	-	-	-	-	-
2007-08	Houston	AHL	56	3	12	15	78	+7	-	-	-	-	-
2008-09	Houston	AHL	63	2	22	24	81	+6	20	1	4	5	27
2009-10	Houston	AHL	26	3	7	10	52	+14	-	-	-	-	-
	MINNESOTA	NHL	8	0	2	2	12	+1	-	-	-	-	-
2010-11	MINNESOTA	NHL	57	2	7	9	96	+5	-	-	-	-	-
2011-12	MINNESOTA	NHL	51	1	4	5	62	+3	-	-	-	-	-
2012-13	MINNESOTA	NHL	48	0	10	10	42	0	1	0	1	1	0
2013-14	MINNESOTA	NHL	63	1	4	5	84	-6	13	1	2	3	26
NHL Totals			227	4	27	31	296	+3	14	1	3	4	26



NATE THOMPSON 44

SHOOTS: Left **HEIGHT:** 6-0 **WEIGHT:** 210 **AGE:** 30; turns 31 on October 5, 2015
BORN: October 5, 1984; Anchorage, Alaska **HOMETOWN:** Anchorage, Alaska
ACQUIRED: From Tampa Bay in exchange for a fourth-round and seventh-round selection in the 2015 NHL Entry Draft
DRAFTED: By Boston in the sixth round (183rd overall) in the 2003 NHL Entry Draft
2013-14 REAL TIME STATISTICS
TOI/GM: 12:51 **SHFT/GM:** 19.1 **FO% (FW/FL):** 50.9 (496/478)

2013-14:

Appeared in his seventh NHL season, his fifth with Tampa Bay... scored 9-7=16 points with a +3 rating and 27 PIM in 81 games as alternate captain... set career highs in SHG (2), appearances and plus/minus, while his nine goals and 16 points were the second-best marks of his career... ranked second among team leaders in faceoff percentage (50.9) and third among forwards in overall short-handed time-on-ice (162:13) and average short-handed time-on-ice (2:00)... recorded a career-best two multi-goal games, including Mar. 2 @ COL (2-0=2) and Feb. 1 @ MTL (2-0=2)... scored his second career OT goal and second SHG of the season in the Feb. 1 victory over the Canadiens... notched his first SHG of 2013-14 on Oct. 24 vs. CHI... **PLAYOFFS:** Made his second trip to the Stanley Cup Playoffs, going scoreless in four games.

CAREER:

Signed a four-year contract extension with Tampa Bay, Mar. 23, 2013... was claimed off waivers by Tampa Bay from the New York Islanders, Jan. 21, 2010... was signed by the New York Islanders to a one-year contract, July 26, 2009... was claimed off waivers by the New York Islanders from Boston, Oct. 8, 2008... **2012-13:** Appeared in his sixth NHL season, his fourth with Tampa Bay... earned 7-8=15 points with 17 PIM in 45 games... ranked second on the club in faceoff percentage (51.2) and fourth in

hits (85)... matched a career high with two assists (0-2=2), Apr. 24 vs. TOR... appeared in his 300th career NHL game, Apr. 6 @ NYI... logged a career-best 22:26 TOI, Mar. 29 vs. NJ... recorded his first career multi-goal game along with his first three-point game (2-1=3), Mar. 5 @ NJ... began the season with Alaska (ECHL), picking up 7-14=21 points with a +4 rating and 23 PIM in 24 games... **2011-12:** Appeared in his fifth NHL season, his third with Tampa Bay... recorded 9-6=15 points with 21 PIM in 68 games... led team forwards in blocked shots (56) and ranked third in hits (107)... reached the 200-game milestone, Oct. 10 @ WSH... **2010-11:** Appeared in his fourth NHL season, his second with Tampa Bay... made his Stanley Cup Playoff debut, registering 1-3=4 points with four PIM in 18 games... earned his first career postseason assist in Game 5 of the CQF, Apr. 23 @ PIT... scored his first career Stanley Cup Playoff goal in Game 2 of the CQF, Apr. 15 @ PIT... played 79 regular-season games, registering 10-15=25 points with 29 PIM... established career bests in goals, assists, points and games... ranked third among NHL forwards in blocked shots (81) and second on the club in faceoff percentage (54.2)... posted a career-high +3 rating on Mar. 5 @ NJ and a career-best three-game point/assist streak (0-3=3) from Oct. 24-30... **2009-10:** Split his third NHL season with Tampa Bay and the New York Islanders, collecting 2-8=10 points with a career-high 56 PIM in 71

NHL HIGHLIGHTS

NHL Career Hat Tricks:

None

NHL Career Multiple-Point Games:

10 (3 multiple-goal, 3 multiple-assist)

NHL Career OT Goals:

2, last: Feb. 1, 2014 w/TB @ MTL

NHL Career Highs:

Goals: 2, three times (last: Mar. 2, 2014 w/TB @ COL)

Assists: 2, three times (last: Apr. 24, 2013 w/TB vs. TOR)

Points: 3, Mar. 5, 2013 w/TB @ NJ (2-1=3)

PIM: 15, Oct. 13, 2008 w/TB vs. BUF

TOI: 22:26, Mar. 29, 2013 w/TB vs. NJ

Shots: 6, Feb. 1, 2014 w/TB @ MTL

Plus/Minus: +3, Mar. 5, 2013 w/TB @ NJ

Goal Streak: Two games, six times (last: Mar. 4-5, 2014; 3-0=3)

Assist Streak: Three games, Oct. 24-30, 2010 (0-3=3)

Point Streak: Three games, Oct. 24-30, 2010 (0-3=3)

Penalty Shots: None

First NHL Game:

In a 6-2 BOS loss, Oct. 21, 2006 vs. BUF

First NHL Point:

A goal in a 2-1 NYI win, Nov. 4, 2008 @ NYR

First NHL Goal:

A goal (Lundqvist) in a 2-1 NYI win, Nov. 4, 2008 @ NYR

Milestones Achieved:

300th NHL game, Apr. 6, 2013 @ NYI

Milestones Within Reach:

9 appearances to 400 NHL games

15 points to 100 NHL points

THOMPSON VS. THE NHL

Team	GP	G	A	Pts.	PIM
Anaheim	6	0	0	0	0
Arizona	7	0	2	2	4
Boston	23	2	2	4	5
Buffalo	18	1	0	1	21
Calgary	5	1	1	2	4
Carolina	24	3	6	9	9
Chicago	6	2	0	2	0
Colorado	4	3	0	3	0
Columbus	9	1	1	2	6
Dallas	6	1	1	2	0
Detroit	8	0	2	2	8
Edmonton	4	0	0	0	0
Florida	28	1	3	4	4
Los Angeles	4	0	0	0	0
Minnesota	7	0	1	1	5
Montreal	22	2	1	3	13
Nashville	4	0	1	1	2
New Jersey	17	5	1	6	9
NY Islanders	15	3	1	4	15
NY Rangers	21	2	2	4	9
Ottawa	20	0	2	2	10
Philadelphia	18	1	4	5	16
Pittsburgh	20	0	3	3	17
San Jose	4	0	0	0	0
St. Louis	6	0	0	0	0
Tampa Bay	5	1	0	1	0
Toronto	21	2	4	6	19
Vancouver	5	1	0	1	0
Washington	28	4	5	9	10
Winnipeg	26	3	3	6	13
NHL Totals	391	39	46	85	199




games...was claimed off waivers by Tampa Bay from the New York Islanders on Jan. 21...finished the season ranked third on the Lightning in faceoff percentage, winning 219-of-85 draws (56.9)...**2008-09:** Appeared in his second NHL season, his first with the New York Islanders...earned 2-2=4 points with 49 PIM in 43 games...had a 50.4 faceoff percentage, winning 216-of-429 attempts...notched his first career NHL assist, Mar. 25 vs. MIN...scored his first career NHL goal (Lundqvist) with a shorthanded tally, Nov. 4 @ NYR...missed 39 games overall due to injury/illness...**2007-08:** Scored 19-20=39 points with a +13 rating and 83 PIM in 75 games with Providence (AHL)...among team leaders, ranked fifth in goals and tied for third in SHG (2)...**2006-07:** Made his NHL debut with Boston on Oct. 21 vs. BUF...went scoreless in four games with the Bruins before finishing the season with Providence, where he scored 8-15=23 points in 67 games...**2005-06:** Collected 8-10=18 points in 74 games with Providence, his first full professional season...**2004-05:** Made his professional debut in the Calder Cup Playoffs with Providence, picking up one assist in 11 games...**Miscellaneous:** Represented Team USA in back-to-back IIHF World Championships in 2013 (bronze) and 2012...played four seasons in the WHL with Seattle from 2001-05, scoring 55-88=143 points with 47 PIM in 253 career

games...also notched 7-9=16 points with two PIM in 38 WHL Playoff games...was named Seattle's Rookie of the Year in 2001-02 after earning 13-26=39 points in 69 games.

PERSONAL:

Married wife, Cristin, in July 2013...spent most of his summer in Minnesota...also spent time in his hometown of Anchorage, Alaska and northern Ontario during fly-fishing trips...enjoys eating at Bear Flag Fish Co. in Newport Beach...before games, puts equipment on his left side before his right...his favorite player growing up was Steve Yzerman...Twitter handle is @ NateThompson44.

Season	Team	League	REGULAR SEASON					PLAYOFFS					
			GP	G	A	Pts.	PIM	+/-	GP	G	A	Pts.	PIM
2001-02	Seattle	WHL	69	13	26	39	42	-32	11	1	3	4	13
2002-03	Seattle	WHL	61	10	24	34	48	+7	15	5	4	9	6
2003-04	Seattle	WHL	65	13	23	36	24	+2	-	-	-	-	-
2004-05	Seattle	WHL	58	19	15	34	39	+12	12	1	2	3	2
	Providence	AHL	-	-	-	-	-	-	11	0	1	1	4
2005-06	Providence	AHL	74	8	10	18	58	-5	3	0	0	0	10
2006-07	Providence	AHL	67	8	15	23	74	-8	13	0	2	2	9
	BOSTON	NHL	4	0	0	0	0	0	-	-	-	-	-
2007-08	Providence	AHL	75	19	20	39	83	+13	10	2	3	5	4
2008-09	NY ISLANDERS	NHL	43	2	2	4	49	-11	-	-	-	-	-
2009-10	NY ISLANDERS	NHL	39	1	5	6	39	-14	-	-	-	-	-
	TAMPA BAY	NHL	32	1	3	4	17	-3	-	-	-	-	-
2010-11	TAMPA BAY	NHL	79	10	15	25	29	-6	18	1	3	4	4
2011-12	TAMPA BAY	NHL	68	9	6	15	21	-23	-	-	-	-	-
2012-13	Alaska	ECHL	24	7	14	21	23	+4	-	-	-	-	-
	TAMPA BAY	NHL	45	7	8	15	17	-2	-	-	-	-	-
2013-14	TAMPA BAY	NHL	81	9	7	16	27	+3	4	0	0	0	0
NHL Totals			391	39	46	85	199	-56	22	1	3	4	4



SAMI VATANEN

45

SHOOTS: Right **HEIGHT:** 5-10 **WEIGHT:** 180 **AGE:** 23; turns 24 on June 3, 2015
BORN: June 3, 1991; Jyväskylä, Finland **HOMETOWN:** Jyväskylä, Finland
DRAFTED: By Anaheim in the fourth round (106th overall) of the 2009 NHL Entry Draft
2013-14 REAL TIME STATISTICS

TOI/GM: 17:27 **SHFT/GM:** 23.1 **FO% (FW/FL):** 0.0 (0/0)

2013-14:

Appeared in his second NHL season with Anaheim, scoring 6-15=21 points with a +9 rating and 22 PIM in 48 games... finished the season tied for fifth among rookie blueliners in goals... also tied for the team lead among defensemen in goals... recorded a career-best four-game point/assist streak (0-5=5), Mar. 23-29... during the point streak, logged a personal-best 26:55 TOI on Mar. 28 @ EDM and matched his career high in assists (0-2=2) on Mar. 26 @ CGY... posted his first career three-point game (1-2=3) in a 9-1 win, Jan. 15 vs. VAN... recorded his first career multi-point game (1-1=2), Dec. 17 @ DET... was credited with a career-high seven shots in a 4-1 Ducks victory, Oct. 13 vs. OTT... set a franchise rookie record and tied the overall club record with a +5 rating in a 6-0 win, Oct. 10 vs. NYR... also played eight games in three stints with Norfolk (AHL), earning 2-5=7 points with four PIM... **PLAYOFFS:** Made his Stanley Cup Playoff debut, recording one assist in five games... recorded his first career playoff point (assist) in Game 4 of the Second Round, May 10 @ LA... made his first career Stanley Cup Playoff appearance in Game 3 of the Second Round, May 8 @ LA.

CAREER:

Signed a three-year entry-level contract with Anaheim, May 31, 2011... **2012-13:** Made his NHL debut with Anaheim in 2012-13, scoring two goals (2-0=2) with a +3 rating in eight games... scored his first NHL goal (Bobrovsky) on the power play, Apr. 17 vs. CBJ... made his NHL debut on Feb. 1 vs. MIN at 21 years, 7 months and 29 days, going earning a +1 rating in 13:52 TOI... began the season at Norfolk (AHL), collecting 9-36=45 points with five PPG and 44 PIM in 62 games... was selected to the 2012-13 AHL All-Rookie team and named a 2012-13 First-Team All-Star... ranked tied for fourth among AHL defensemen in scoring... also ranked tied for 10th in rookie scoring... led the Admirals in assists, finished second in scoring, tied for second in GWG (3) and tied for fourth in PPG (5)... **2011-12:** Was named the Finnish Elite League's Defenseman of the Year and named to the league's postseason All-Star team in 2011-12, earning both honors for the second consecutive season... appeared in 49 contests for JYP Jyväskylä, collecting 14-28=42 points with a +11 rating and 40 PIM... set career highs in goals, assists and points, and tied his career best in PPG (6)...

NHL HIGHLIGHTS

NHL Career Hat Tricks:

None

NHL Career Multiple-Point Games:

4 (0 multiple-goal, 3 multiple-assist)

NHL Career OT Goals:

None

NHL Career Highs:

Goals: 1, eight times (last: Jan. 15, 2014 vs. VAN)

Assists: 2, three times (last: Mar. 26, 2014 @ CGY)

Points: 3, Jan. 15, 2014 vs. VAN (1-2=3)

PIM: 4, Dec. 7, 2013 @ STL

TOI: 26:55, Mar. 28, 2014 @ EDM

Shots: 7, Oct. 13, 2013 vs. OTT

Plus/Minus: +5, Oct. 10, 2013 vs. NYR

Goal Streak: None

Assist Streak: Four games, Mar. 23-29 (0-5=5)

Point Streak: Four games, Mar. 23-29 (0-5=5)

Penalty Shots: None

First NHL Game:

In a 3-1 ANA win, Feb. 1, 2013 vs. MIN

First NHL Point:

A goal in a 3-2 ANA loss, Apr. 17, 2013 vs. CBJ

First NHL Goal:

A goal (Bobrovsky) in a 3-2 ANA loss, Apr. 17, 2013 vs. CBJ

VATANEN VS. THE NHL

Team	GP	G	A	Pts.	PIM
Anaheim	-	-	-	-	-
Arizona	4	2	0	2	4
Boston	2	0	1	1	0
Buffalo	2	1	0	1	0
Calgary	4	1	2	3	2
Carolina	-	-	-	-	-
Chicago	3	0	0	0	0
Colorado	3	0	2	2	0
Columbus	3	1	0	1	0
Dallas	2	0	1	1	2
Detroit	2	1	1	2	0
Edmonton	6	1	1	2	2
Florida	2	0	1	1	2
Los Angeles	1	0	0	0	0
Minnesota	3	0	0	0	0
Montreal	1	0	0	0	0
Nashville	1	0	0	0	0
New Jersey	-	-	-	-	-
NY Islanders	2	0	0	0	2
NY Rangers	1	0	1	1	0
Ottawa	2	0	0	0	0
Philadelphia	1	0	1	1	0
Pittsburgh	-	-	-	-	-
San Jose	3	0	0	0	0
St. Louis	1	0	0	0	4
Tampa Bay	-	-	-	-	-
Toronto	1	0	1	1	0
Vancouver	4	1	3	4	2
Washington	-	-	-	-	-
Winnipeg	2	0	0	0	2
NHL Totals	56	8	15	23	22

DEFENSEMAN



ranked second among SM-liiga defensemen in goals and points, and tied for second in PPG...added 2-0=2 points with four PIM in four playoff games...**2010-11:** Played 52 games in his second season with JYP in 2010-11, scoring 11-20=31 points with a +30 rating and 30 PIM...was named the Finnish Elite League's Defenseman of the Year and was also selected to the league's postseason All-Star team...ranked fifth among league defensemen in scoring and first overall in plus/minus...**2009-10:** Appeared in a career-high 55 contests for JYP Jyvaskyla, earning 7-23=30 points in 55 contests...**Miscellaneous:** Won a bronze medal with Team Finland at the 2014 Olympic Winter Games...led all Olympic defensemen and ranked second among all players in assists (5)...ranked tied for fourth among defensemen in points (0-5=5)...captained Finland at the 2011 World Junior Championship, recording 0-4=4 points in six games...represented Team Finland at the 2010 IIHF World Junior Championship, scoring 2-3=5 points in six games...captained Team Finland to a bronze medal win over Team Canada at the 2009 IIHF Under-18 World Championships in Fargo, ND...in six tournament games, recorded 0-5=5 points and a +6 rating.

PERSONAL:


Grew up in Jyvaskyla, Finland, where he currently spends his summers...his favorite players growing up were Teemu Selanne and Saku Koivu...lists his favorite hockey memory as winning bronze with Finland at the 2009 U18 World Championship.

*Se
VC
95*



											REGULAR SEASON					PLAYOFFS				
Season	Team	League	GP	G	A	Pts.	PIM	+/-			GP	G	A	Pts.	PIM					
2007-08	JYP Jyvaskyla	Finland Jr.	35	9	29	38	30	-			-	-	-	-	-					
2008-09	JYP Jyvaskyla	Finland Jr.	20	3	7	10	22	-			-	-	-	-	-					
2009-10	JYP Jyvaskyla	Finland	55	7	23	30	44	-1			14	3	4	7	6					
2010-11	JYP Jyvaskyla	Finland	52	11	20	31	30	+30			3	1	1	2	0					
2011-12	JYP Jyvaskyla	Finland	49	14	28	42	40	+11			4	2	0	2	4					
2012-13	Norfolk	AHL	62	9	36	45	44	0			-	-	-	-	-					
	ANAHEIM	NHL	8	2	0	2	0	+3			-	-	-	-	-					
2013-14	Norfolk	AHL	8	2	5	7	4	0			-	-	-	-	-					
	ANAHEIM	NHL	48	6	15	21	22	+9			5	0	1	1	0					
	Finland	Olympics	6	0	5	5	0	+3			-	-	-	-	-					
NHL Totals			56	8	15	23	22	+12			5	0	1	1	0					
AHL Totals			70	11	41	52	48	0			-	-	-	-	-					

IN THE SYSTEM



MATT BAILEY CENTER

SHOOTS: Left **HEIGHT:** 6-1 **WEIGHT:** 197

BORN: April 5, 1991; Oakbank, Manitoba

ACQUIRED: Signed as a free agent, March 26, 2014


DRAFTED: Not drafted

Made his professional debut with Norfolk (AHL) in 2013-14, earning 2-1=3 points with eight PIM in 11 games...appeared in his first career AHL game on Mar. 28 vs. Wilkes-Barre/Scranton and scored his first AHL goal on Apr. 4 @ Adirondack...played all 10 Calder Cup Playoff games with Norfolk, earning two assists (0-2=2) and 10 PIM...signed a two-year entry-level contract with Anaheim, Mar. 26, 2014...began the 2013-14 season with Alaska-Anchorage (WCHA), scoring 20-18=38 points with a +15 rating and 49 PIM in 38 games...was named to the All-WCHA First Team for the first time, and the WCHA All-Academic Team and WCHA Scholar-Athlete Team for the third straight season...recorded career highs in goals, assists, points and plus/minus...led the Seawolves in goals, points and GWG (6)...in 2012-13, earned 7-12=19 points with 30 PIM in his junior season at UAA...among team leaders, ranked second in assists and tied for third in points...was named to the WCHA All-Academic Team and WCHA Scholar-Athlete Team for the second consecutive season...in 2011-12, posted 10-7=17 points with 30 PIM in his sophomore season with Alaska-Anchorage...led the Seawolves in goals and shots on net (78), and co-led in scoring...was named to the WCHA All-Academic Team and WCHA Scholar-Athlete Team...in his freshman season at Alaska-Anchorage in 2010-11, collected 10-10=20 points with 23 PIM in 30 games...was named the club's Rookie of the Year after scoring the most goals by a UAA rookie since 2006-07...among team leaders, ranked tied for second in goals and fourth in scoring.

REGULAR SEASON

PLAYOFFS

Season	Team	League	GP	G	A	Pts.	PIM	+/-	GP	G	A	Pts.	PIM
2010-11	Alaska-Anchorage	WCHA	30	10	10	20	23	0	-	-	-	-	-
2011-12	Alaska-Anchorage	WCHA	34	10	7	17	30	-11	-	-	-	-	-
2012-13	Alaska-Anchorage	WCHA	36	7	12	19	65	-19	-	-	-	-	-
2013-14	Alaska-Anchorage	WCHA	38	20	18	38	49	+15	-	-	-	-	-
	Norfolk	AHL	11	2	1	3	8	-3	10	0	2	2	10
AHL Totals			11	2	1	3	8	-3	10	0	2	2	10
WCHA Totals			138	47	47	94	167	-15	-	-	-	-	-



JESSE BLACKER

DEFENSEMAN

SHOOTS: Right **HEIGHT:** 6-1 **WEIGHT:** 192

BORN: April 19, 1991; Toronto, Ontario

ACQUIRED: From Toronto with second-round and seventh-round selections in the 2014 NHL Entry Draft in exchange for Peter Holland and Brad Staubitz, November 16, 2013

DRAFTED: By Toronto in the second round (58th overall) of the 2009 NHL Entry Draft

Split his fourth AHL season with Norfolk and Toronto in 2013-14, earning 6-19=25 points with 23 PIM in 55 games...set career highs in points, goals and assists...was acquired from Toronto on Nov. 16 and played the remainder of the season with Norfolk, ranking second among team defensemen in points and goals, and tied for second in assists...earned a career-high three assists (0-3=3) in a 5-4 win, Jan. 10 @ Portland...the three-point game sparked a career-best five-game scoring streak (2-5=7), set from Jan. 10-18...added one goal (1-0=1) in 10 Calder Cup Playoff games with Norfolk...appeared in his third AHL season with Toronto in 2012-13, scoring 4-7=11 points with 33 PIM in 61 games...also played four postseason games, recording one assist...appeared in his second AHL season with Toronto in 2011-12, registering 1-15=16 points with a +8 rating and 73 PIM...scored his first career AHL goal, Feb. 10 vs. San Antonio...added one assist in six Calder Cup Playoff games...appeared in his first AHL season in 2009-10, collecting one assist in six games...picked up his first career AHL point (assist) along with a +2 rating in his professional debut, Mar. 20 vs. Hamilton...played four seasons in the OHL with Windsor and Owen Sound from 2007-11, collecting 20-92=112 points with a +44 rating and 217 PIM in 203 games...helped Windsor to a Memorial Cup win in 2009 with 0-4=4 points in 20 playoff games...led Owen Sound to the 2011 OHL Championship and a Memorial Cup appearance with 5-11=16 points in 22 games.

Season	Team	League	REGULAR SEASON						PLAYOFFS				
			GP	G	A	Pts.	PIM	+/-	GP	G	A	Pts.	PIM
2007-08	Windsor	OHL	17	0	4	4	6	+4	5	0	1	1	2
2008-09	Windsor	OHL	67	4	17	21	54	+46	20	0	4	4	18
2009-10	Windsor	OHL	9	0	3	3	12	-1	-	-	-	-	-
	Owen Sound	OHL	48	6	24	30	62	-22	-	-	-	-	-
	Toronto	AHL	6	0	1	1	0	0	-	-	-	-	-
2010-11	Owen Sound	OHL	62	10	44	54	83	+17	22	5	11	16	14
2011-12	Toronto	AHL	58	1	15	16	73	+8	6	0	1	1	4
2012-13	Toronto	AHL	61	4	7	11	33	-4	4	0	1	1	0
2013-14	Toronto	AHL	5	1	0	1	4	+1	-	-	-	-	-
	Norfolk	AHL	50	5	19	24	19	-16	10	1	0	1	10
AHL Totals			180	11	42	53	129	-11	20	1	2	3	14

IN THE SYSTEM



IGOR BOBKOV GOALTENDER

CATCHES: Left **HEIGHT:** 6-6 **WEIGHT:** 238

BORN: January 2, 1991; Surgut, Russia


DRAFTED: By Anaheim in the third round (76th overall) of the 2009 NHL Entry Draft

Appeared in his second professional season with Norfolk (AHL) in 2013-14, posting a 5-3-1 record with a 2.43 GAA and .919 SV% in 10 games...won four consecutive starts from Dec. 21-Jan. 10, stopping 115-of-124 shots for a 2.20 GAA and .927 SV%...turned away a season-high 37-of-40 shots in a 6-3 victory on Jan. 6 @ Syracuse...began the season with Utah (ECHL), going 17-8-4 with two shutouts, a 2.04 GAA and .921 SV% in 29 games...ranked second among ECHL goaltenders in GAA and tied for fifth in SV%...won ECHL Goaltender of the Month honors for February and March...went 7-1-0 with a 2.17 GAA and .919 SV% in eight February games and 6-2-0 with a 1.50 GAA and .950 SV% in eight March appearances...won a career-high eight consecutive games from Jan. 29-Feb. 22, posting a 2.04 GAA and .924 SV%...recorded back-to-back shutouts on Dec. 4 and Dec. 6 vs. Alaska, stopping a combined 55 shots...also appeared in two Kelly Cup games in his professional playoff debut with Utah...appeared in his first full AHL season with Norfolk in 2012-13, going 11-17-0 with two shutouts, a 3.13 GAA and .903 SV% in 28 games...ranked second among AHL goaltenders in shootout SV% (.864, 19-of-22) with a minimum of 10 attempts against...was second on Norfolk in wins, GAA and SV%...was recalled on Apr. 5 and backed up Viktor Fasth that night vs. Dallas...was reassigned to Norfolk, Apr. 8...was also recalled on Apr. 19 and returned to the Admirals on Apr. 24 without making an appearance...opened the season on a three-game winning streak, going 3-0-0 with a 2.22 GAA and .938 SV% from Oct. 13-28...capped the streak by recording his first career AHL shutout on Oct. 28 @ St. John's, stopping all 38 shots...appeared in his second OHL season with Kingston in 2011-12, posting a 17-32-6 record with one shutout, a 3.64 GAA and .902 SV% in 58 games...ranked fourth among OHL goaltenders in appearances...recorded his first career shutout in a 7-0 win on Nov. 11 vs. Oshawa, stopping all 31 shots faced...was assigned to Syracuse (AHL) following the completion of the OHL regular season...went 2-1-1 with a 2.68 GAA and .913 SV% in four AHL games...stopped 22-of-23 shots in relief for a 5-4 shootout victory in his AHL season debut, Mar. 23 vs. St. John's...played his first North American season with London (OHL) in 2010-11, going 4-10-0 with a 4.12 GAA and .874 GAA in 21 appearances...earned his first career OHL win with a 6-3 victory, Oct. 23 @ Peterborough, stopping 29-of-32 shots...also appeared in three OHL Playoff games, going 0-0 with a 4.16 GAA...following London's season, joined Syracuse for two games, posting a 2-0-0 record with a 3.51 GAA and .917 SV%...made his professional debut on Apr. 7 vs. Norfolk, stopping 40-of-43 shots for a 5-3 victory...turned away 30-of-34 shots for his second career AHL win, Apr. 9 vs. Norfolk...helped lead Russia to gold at the 2011 IIHF World Juniors by stopping all 20 shots faced in relief en route to a 5-3 championship win over Canada, Jan. 5...for his efforts, was named Russia's Player of the Game in the decisive medal win...was signed by Anaheim to a three-year entry-level contract, Oct. 12...was Russia's starting goalie at the 2010 IIHF World Junior Championship in Saskatchewan...in six contests, went 3-3 with one shutout, a 2.45 GAA and .925 SV%...led all tournament goaltenders in SV%...was the starting goaltender for Team Russia at the 2009 U-18 World Championship in Fargo, ND...was named the top goaltender of the tournament after posting a 5-2 record with 3.33 GAA and .927 SV%.

REGULAR SEASON

PLAYOFFS

Season	Team	League	GP	MIN	GA	SO	GAA	W-L-T	SV%	GP	MIN	GA	SO	GAA	W-L
2009-10	Magnitogorsk Jr.	Russia-Jr.	14	655	30	2	2.71	8-1-2	-	2	59	3	0	3.05	0-0
2010-11	London	OHL	21	1048	72	0	4.12	4-10-0	.874	3	29	2	0	4.16	0-0
	Syracuse	AHL	2	120	7	0	3.51	2-0-0	.917	-	-	-	-	-	-
2011-12	Kingston	OHL	58	3300	200	1	3.64	17-32-6	.902	-	-	-	-	-	-
	Syracuse	AHL	4	246	11	0	2.68	2-1-1	.913	-	-	-	-	-	-
2012-13	Norfolk	AHL	28	1570	82	2	3.13	11-17-0	.903	-	-	-	-	-	-
2013-14	Utah	ECHL	29	1768	60	2	2.04	17-8-4	.921	2	130	7	0	3.23	0-2
	Norfolk	AHL	10	543	22	0	2.43	5-3-1	.919	-	-	-	-	-	-
AHL Totals			44	2479	122	2	2.95	20-21-2	.908	-	-	-	-	-	-



MAT CLARK DEFENSEMAN

SHOOTS: Right **HEIGHT:** 6-4 **WEIGHT:** 220

BORN: October 17, 1990; Wheat Ridge, Colorado

DRAFTED: By Anaheim in the second round (37th overall) of the 2009 NHL Entry Draft


Was limited to 23 games with Norfolk in 2013-14 due to a torn labrum in his left shoulder. . .suffered the injury on Dec. 6 @ Syracuse and missed the remainder of the season. . .appeared in his third AHL season in 2012-13, scoring 1-9=10 points with 79 PIM in a team-leading 71 games with Norfolk. . .his lone goal of the season was the OT game-winner in a 3-2 victory on Feb. 17 @ Bridgeport. . .following the AHL regular season, was recalled by Anaheim on Apr. 27 but did not appear in the Stanley Cup Playoffs. . .signed a one-year contract through the 2013-14 NHL season, July 15, 2013. . .made his NHL debut with Anaheim in 2011-12, going scoreless in two games. . .was recalled from Syracuse (AHL) on Mar. 31 and made his NHL debut the following night vs. EDM, logging 11:02 TOI. . .also appeared on Apr. 3 @ VAN prior to being reassigned to Syracuse on Apr. 4. . .appeared in 62 games with Syracuse, recording 1-11=12 points with 72 PIM. . .ranked fourth among team defensemen in scoring and assists, and second in appearances. . .scored his third career goal and first of the season in a 5-2 win, Nov. 5 vs. Rochester. . .also collected 1-1=2 points with 11 PIM in four playoff games. . .earned his first career postseason point (goal) in Game 2 of the CQF, Apr. 21 vs. St. John's. . .appeared in his first professional season with Syracuse (AHL) in 2010-11, scoring 2-14=16 points with 128 PIM in 80 games. . .led Syracuse in PIM and was one of two Crunch players to appear in all 80 games. . .tied his career high in points (0-2=2) and set a personal best in plus/minus (+3) in a 5-0 victory, Dec. 19 vs. Connecticut. . .scored his first career goal, Dec. 11 vs. Bridgeport. . .collected his first career points as part of a two-assist game (0-2=2), Dec. 3 @ Rochester. . .played 66 games with Brampton (OHL) in 2009-10, earning 7-16=23 points with 88 PIM. . .led Brampton in PPG (7) and finished tied for second in appearances. . .also paced team defensemen in goals while ranking second in assists and points. . .scored 2-4=6 points in seven OHL Playoff games before joining Manitoba (AHL). . .made his AHL debut in Manitoba's regular season finale on Apr. 10 vs. Peoria and went on to play six Calder Cup Playoff games. . .in his first season of major junior with Brampton in 2008-09, finished third among team defensemen in scoring with 3-20=23 points, a +21 rating and 81 PIM in 63 games. . .helped the Battalion advance to the OHL Final in which the club fell to Windsor in five games. . .in 21 postseason appearances, collected five assists with 37 PIM. . .recorded a career-high three assists (0-3=3) on two separate occasions: Nov. 9 vs. Belleville and Jan. 8 vs. Sudbury.

REGULAR SEASON

PLAYOFFS

Season	Team	League	GP	G	A	Pts.	PIM	+/-	GP	G	A	Pts.	PIM
2008-09	Brampton	OHL	63	3	20	23	91	+21	21	0	5	5	37
2009-10	Brampton	OHL	66	7	16	23	88	+1	7	2	4	6	9
	Manitoba	AHL	1	0	0	0	0	0	6	0	0	0	0
2010-11	Syracuse	AHL	80	2	14	16	128	-18	-	-	-	-	-
2011-12	Syracuse	AHL	62	1	11	12	72	-1	4	1	1	2	11
	ANAHEIM	NHL	2	0	0	0	0	-2	-	-	-	-	-
2012-13	Norfolk	AHL	71	1	9	10	79	-13	-	-	-	-	-
2013-14	Norfolk	AHL	23	0	2	2	37	-2	-	-	-	-	-
NHL Totals				2	0	0	0	0	-2	-	-	-	-
AHL Totals			237	4	36	40	316	-34	10	1	1	2	11

IN THE SYSTEM



JOSEPH CRAMAROSSA CENTER

SHOOTS: Left **HEIGHT:** 6-0 **WEIGHT:** 190

BORN: October 26, 1992; Toronto, Ontario


DRAFTED: By Anaheim in the third round (65th overall) of the 2011 NHL Entry Draft

Made his AHL debut with Norfolk in 2013-14, scoring 1-3=4 points with 52 PIM in 47 games...scored his first career AHL goal (1-0=1), Dec. 14 vs. Springfield...collected his first professional point (assist), Oct. 6 @ Bridgeport...also made his Calder Cup Playoff debut in 2014, appearing in two games...had a three-game stint with Utah (ECHL) from Feb. 28-Mar. 8, earning 0-2=2 points with a +3 rating and seven PIM...was recalled by Anaheim on Mar. 5, but did not make his NHL debut before being reassigned to Utah the following day...appeared in his fourth OHL season in 2012-13, his first full season with Belleville...scored 19-44=63 points with a +19 rating and 89 PIM in 68 games...established OHL career highs in goals, assists, points and games...led Belleville in scoring and assists, co-led in SHG (2), ranked third in goals and tied for fourth in plus/minus...had a career-high five-point night with his first career hat trick (3-2=5, +4), Jan. 11 @ Kingston...also recorded four points (1-3=4) in a 5-2 win, Feb. 23 vs. Peterborough...helped lead Belleville to Game 7 of the OHL Eastern Conference Final with 5-4=9 points with 35 PIM in 17 postseason games...set OHL Playoff career highs in goals, assists, points and games...signed a three-year entry-level contract with Anaheim on Mar. 2, 2013...scored 14-13=27 points in 44 combined contests with Mississauga and Belleville (OHL) in 2011-12...was acquired by Belleville on Jan. 5...appeared in six postseason contests with the Bulls, collecting 2-2=4 points in the club's CQF series vs. Ottawa...in his second season with Mississauga in 2010-11, scored 12-20=32 points and a +22 rating in 59 contests...his 101 PIM ranked second among team leaders...added 2-2=4 points in 14 OHL playoff games, including a postseason career-high two-goal game in Game 4 of the Eastern Conference Final, Apr. 25 @ Niagara...helped Mississauga advance to the Memorial Cup final, going scoreless in five contests...appeared in 64 contests for Mississauga in 2009-10, scoring 6-10=16 points with a +5 rating and 60 PIM...collected 0-2=2 points in 14 playoff games.

REGULAR SEASON

PLAYOFFS

Season	Team	League	REGULAR SEASON					PLAYOFFS					
			GP	G	A	Pts.	PIM	+/-	GP	G	A	Pts.	PIM
2009-10	Mississauga	OHL	64	6	10	16	60	+5	14	0	2	2	11
2010-11	Mississauga	OHL	59	12	20	32	101	+22	14	2	2	4	6
2011-12	Mississauga	OHL	15	6	5	11	40	-2	-	-	-	-	-
	Belleville	OHL	29	8	8	16	43	-10	6	2	2	4	18
2012-13	Belleville	OHL	68	19	44	63	89	+19	17	5	4	9	35
2013-14	Norfolk	AHL	47	1	3	4	52	-7	2	0	0	0	0
	Utah	ECHL	3	0	2	2	7	+3	-	-	-	-	-
AHL Totals			47	1	3	4	52	-7	2	0	0	0	0



RYAN FARAGHER

GOALTENDER

CATCHES: Left **HEIGHT:** 6-2 **WEIGHT:** 202
BORN: July 3, 1990; Fort Frances, Ontario
ACQUIRED: Signed as a free agent, April 7, 2014
DRAFTED: Not drafted

Appeared in his junior season with St. Cloud State (NCHC) in 2013-14, going 20-9-4 with one shutout, a 2.79 GAA and .905 SV%...helped lead the club to the 2014 NCAA West Regional Final after leading the NCHC with 14 conference wins and ranking second with 605 saves...was named to the NCHC All-Conference Second Team and also received NCHC Academic All-Conference recognition...won his first five starts from Oct. 11-Nov. 2, posting a 2.00 GAA...signed a one-year entry-level contract with Anaheim, Apr. 7, 2014...led St. Cloud State to its first Frozen Four appearance and first WCHA regular season title during his sophomore season in 2012-13...was named to the 2013 NCAA Division 1 All-Midwest Region Tournament Team, 2013 All-WCHA Academic Team and selected as a 2013 WCHA Scholar-Athlete...appeared in 40 games, posting a 24-14-1 record with three shutouts, a 2.27 GAA and .914 SV%...made his collegiate debut with St. Cloud State in 2011-12...went 9-11-3 with one shutout, a 2.77 GAA and .915 SV% in 23 games.

Season	Team	League	REGULAR SEASON							PLAYOFFS					
			GP	MIN	GA	SO	GAA	W-L-T	SV%	GP	MIN	GA	SO	GAA	W-L
2011-12	St. Cloud State	WCHA	23	1384	64	1	2.77	9-11-3	.915	-	-	-	-	-	-
2012-13	St. Cloud State	WCHA	40	2295	87	3	2.27	24-14-1	.914	-	-	-	-	-	-
2013-14	St. Cloud State	NCHC	35	2000	93	1	2.79	20-9-4	.905	-	-	-	-	-	-
NCAA Totals			98	5680	244	5	2.58	53-34-8	.911	-	-	-	-	-	-

IN THE SYSTEM



MAX FRIBERG CENTER/LEFT WING

SHOOTS: Right **HEIGHT:** 5-11 **WEIGHT:** 200

BORN: November 20, 1992; Skovde, Sweden


DRAFTED: By Anaheim in the fifth round (143rd overall) of the 2011 NHL Entry Draft

Appeared in his first full AHL season with Norfolk in 2013-14, collecting 17-23=40 points with 55 PIM in 74 games...ranked tied for second in the AHL and co-led the team in SHG (3)...also ranked second among team leaders in appearances, tied for second in assists, third in scoring and goals, and tied for fourth in PPG (5)...posted a career-high seven-game point streak (6-3=9), Dec. 14-28...notched multi-goal games on Dec. 20 vs. Adirondack (2-1=3) and Jan. 10 @ Portland (2-1=3), both career bests...earned 3-2=5 points in 10 Calder Cup Playoff games, co-leading the team in playoff goals and ranking tied for second in scoring...in 2012-13, scored 8-8=16 points with 12 PIM in 55 games with Timra of the Swedish Elite League...reported to Norfolk (AHL) following Timra's season and scored one goal (1-0=1) in six games with the Admirals...collected his first career AHL point (goal) on Apr. 14 @ Providence...made his North American debut on Apr. 12 @ Worcester...following the AHL regular season, was recalled by Anaheim on Apr. 27 but did not appear in the Stanley Cup Playoffs...led all players at the 2012 IIHF World Junior Championship in Calgary and Edmonton with nine goals and ranked tied for second in scoring (9-2=11) in six games...was named to the 2012 World Junior All-Star Team after helping lead Sweden to a gold-medal victory...became the first Anaheim draft pick to be named to the tournament All-Star Team since Paul Kariya in 1993...scored a tournament-high four goals (4-0=4) in a 9-4 win over Latvia on Dec. 26, 2011...also appeared in 48 games with Timra of the Swedish Elite League in 2011-12, scoring 5-5=10 points with eight PIM...signed a three-year entry-level contract with Anaheim, June 15, 2012...played 34 contests with Skovde of Sweden's Division 3 league in 2010-11, earning 13-27=40 points with six PIM...ranked fourth in the league in scoring...represented Team Sweden at the 2011 IIHF World Junior Championship in Buffalo, NY, scoring 2-0=2 points in six contests.

REGULAR SEASON

PLAYOFFS

Season	Team	League	GP	G	A	Pts.	PIM	+/-	GP	G	A	Pts.	PIM
2008-09	Skovde IK Jr.	Sweden Jr.	17	13	7	20	18	-	-	-	-	-	-
	Skovde IK	Sweden - 3	24	1	3	4	2	-3	-	-	-	-	-
2009-10	Skovde IK Jr.	Sweden Jr.	1	0	3	3	0	-	-	-	-	-	-
	Skovde IK	Sweden - 3	36	12	18	30	22	+18	-	-	-	-	-
2010-11	Skovde IK Jr.	Sweden Jr.	2	1	3	4	2	-	-	-	-	-	-
	Skovde IK	Sweden - 3	34	13	27	40	6	+9	-	-	-	-	-
2011-12	Timra Jr.	Sweden Jr.	2	2	2	4	0	0	-	-	-	-	-
	Sundsvall	Sweden - 2	1	0	0	0	0	0	-	-	-	-	-
	Timra	SHL	48	5	5	10	8	-3	10	3	4	7	4
2012-13	Timra	SHL	55	8	8	16	12	-10	10	4	2	6	0
	Norfolk	AHL	6	1	0	1	0	-5	-	-	-	-	-
2013-14	Norfolk	AHL	74	17	23	40	55	-1	10	3	2	5	2
AHL Totals			80	18	23	41	55	-6	10	3	2	5	2



KEVIN GAGNE DEFENSEMAN

SHOOTS: Left **HEIGHT:** 5-8 **WEIGHT:** 176

BORN: April 14, 1992; Edmundston, New Brunswick

ACQUIRED: Signed as a free agent, March 6, 2013

DRAFTED: Not drafted

Appeared in his first full AHL season with Norfolk in 2013-14, scoring 3-19=22 points with 25 PIM in 71 games...ranked second among team defensemen in scoring and appearances, tied for second in assists and tied for third in goals...earned his first AHL multi-point game (0-2=2) on Oct. 11 vs. Binghamton, the first of three in 2013-14...scored his first career AHL goal (1-0=1) in a 4-3 shootout victory, Nov. 3 @ Hershey...added one assist in eight Calder Cup Playoff games...appeared in 62 games for Rimouski and Saint John during the 2012-13 QMJHL season, registering 17-54=71 points with a +11 rating and 36 PIM...ranked second among QMJHL defensemen in scoring and third in the Canadian Hockey League in scoring...set career highs in goals, assists and points...began the season with Saint John before being acquired by Rimouski on Dec. 22...recorded a career-high 10-game point streak (8-9=17), Nov. 18-Dec. 12...scored 1-1=2 points in six postseason contests for Rimouski...signed a three-year entry-level contract with Anaheim on Mar. 6 and made his professional debut with Norfolk (AHL) on Mar. 12 @ Worcester...recorded his first AHL point (assist), Apr. 21 @ Providence...collected 9-26=35 points with a +36 rating and 10 PIM for Saint John in 2011-12...among club defensemen, ranked third in scoring and plus/minus, and tied for third in goals...registered 2-13=15 points and a +21 rating in 17 postseason games and helped Saint John capture its second consecutive President Cup by sweeping Rimouski in the final round of the QMJHL Playoffs...appeared in all four games for the Sea Dogs in the 2012 Memorial Cup, earning two assists and a +2 rating...in 2010-11, helped lead Saint John to its first-ever Memorial Cup championship by defeating host Mississauga, 3-1, in the final game...registered one goal and two PIM in four tournament games...appeared in 59 regular-season games, collecting 6-26=32 points with a +37 rating and 34 PIM...earned 4-25=29 points in 63 games during his second season with the Sea Dogs in 2009-10...posted career highs in plus/minus (+39) and PIM (40)...in 2008-09, collected 3-3=6 points and a +1 rating in 48 games in his debut season in the QMJHL.

Season	Team	League	REGULAR SEASON						PLAYOFFS				
			GP	G	A	Pts.	PIM	+/-	GP	G	A	Pts.	PIM
2008-09	Saint John	QMJHL	48	3	3	6	20	+1	4	0	0	0	0
2009-10	Saint John	QMJHL	63	4	25	29	40	+39	5	0	1	1	2
2010-11	Saint John	QMJHL	59	6	26	32	34	+37	19	2	5	7	4
2011-12	Saint John	QMJHL	68	9	26	35	10	+36	17	2	13	15	2
2012-13	Saint John	QMJHL	31	11	23	34	14	+5	-	-	-	-	-
	Rimouski	QMJHL	31	6	31	37	22	+6	6	1	1	2	0
	Norfolk	AHL	5	0	1	1	0	-3	-	-	-	-	-
2013-14	Norfolk	AHL	71	3	19	22	25	-8	8	0	1	1	0
AHL Totals			76	3	20	23	25	-11	8	0	1	1	0



KENTON HELGESEN

LEFT WING

SHOOTS: Left **HEIGHT:** 6-3 **WEIGHT:** 197

BORN: March 19, 1994; Grand Prairie, Alberta

DRAFTED: By Anaheim in the seventh round (187th overall) of the 2012 NHL Entry Draft

Appeared in his third WHL season with Calgary in 2013-14, scoring 10-41=51 points with a +31 rating and 67 PIM in 71 games...earned the club's Player of the Year Award and Coaches Award...set career highs in goals, assists, points, plus/minus and appearances...ranked second among team leaders in plus/minus, third in assists and fifth in points...collected a season-high 1-2=3 points in a 5-2 victory, Dec. 15 vs. Swift Current...posted a career-best five-game point streak (1-5=6), Jan. 2-8...added 1-1=2 points with four PIM in six postseason games...signed a three-year entry-level contract with Anaheim, Apr. 19, 2014...appeared in his second WHL season with Calgary in 2012-13, registering 0-20=20 points with a +22 rating in 70 games...recorded his third career multi-assist game (0-2=2) while collecting a career-high +5 rating in a 9-0 victory, Mar. 9 vs. Lethbridge...earned one assist and a +1 rating in three playoff games for the Hitmen before suffering a hand injury that sidelined him for the remainder of the postseason...made his WHL debut with Calgary in 2011-12, scoring 3-11=14 points with a +7 rating and 63 PIM in 58 contests...collected his first WHL point (assist), Nov. 30 @ Lethbridge...scored his first WHL goal, Nov. 26 @ Prince Albert...recorded his first of two multi-assist games, Feb. 4 @ Red Deer and Feb. 17 @ Kelowna...appeared in five playoff games vs. Brandon, going scoreless.

Season	Team	League	REGULAR SEASON						PLAYOFFS				
			GP	G	A	Pts.	PIM	+/-	GP	G	A	Pts.	PIM
2011-12	Calgary	WHL	58	3	11	14	63	+7	5	0	0	0	2
2012-13	Calgary	WHL	70	0	20	20	116	+22	3	0	1	1	0
2013-14	Calgary	WHL	71	10	41	51	67	+31	6	1	1	2	4
WHL Totals			199	13	72	85	246	+60	14	1	2	3	6



WILLIAM KARLSSON CENTER

SHOOTS: Left **HEIGHT:** 6-0 **WEIGHT:** 185


BORN: January 8, 1993; Marsta, Sweden

DRAFTED: By Anaheim in the second round (53rd overall) of the 2011 NHL Entry Draft

Made his AHL debut with Norfolk in 2013-14, collecting 2-7=9 points with a +5 rating and six PIM in nine games. . .had points in seven of his nine games with the Admirals. . .appeared in his first career AHL game on Apr. 4 @ Adirondack and earned his first AHL point (assist) the following night @ Binghamton. . .scored his first career AHL goal (1-0=1), Apr. 11 @ Providence. . .collected 1-3=4 points in his final three regular-season games, Apr. 16-19. . .appeared in eight Calder Cup Playoff games, earning 1-2=3 points with two PIM. . .began the season with HV 71 of the Swedish Hockey League, scoring 15-22=37 points with a +1 rating and 14 PIM. . .led his team in scoring, assists and appearances, and co-led in goals. . .added 2-1=3 points in five SHL Playoff games. . .won silver at the 2013 IIHF World Junior Championships in Ufa, Russia, recording two assists and two PIM in six games for Sweden. . .was named the 2012-13 Swedish Elite League Rookie of the Year in his first season with HV 71, collecting 4-24=28 points with a +17 rating and 12 PIM in 50 games. . .ranked third on the club in assists, sixth in scoring and tied for third in plus/minus. . .led all league rookies in assists, ranked second in scoring, tied for second in appearances and tied for third in GWG (2). . .also recorded two assists in five playoff games for HV 71. . .signed a three-year entry-level contract with Anaheim, May 20, 2013. . .in 2012, was a member of Sweden's gold-medal squad at the IIHF World Junior Championship, scoring 1-1=2 points in six contests. . .ranked tied for fourth among all Allsvenskan (Sweden's second division) skaters in assists and was tied for 11th in scoring with 12-33=45 points in 46 games. . .was named the best junior player in the Allsvenskan, earning Vasteras a 100,000 SEK monetary bonus towards youth hockey. . .appeared in 26 contests for Vasteras of the Swedish Junior League in 2010-11, collecting 14-27=41 points with 45 PIM. . .ranked fourth among scoring leaders. . .also appeared in 14 contests with Vasteras (Allsvenskan), scoring 1-3=4 points. . .represented Sweden at the U-18 World Championship in Germany, earning 2-3=5 points with a +8 rating and 60 PIM in six contests. . .appeared in 22 games with Vasteras of the Swedish Junior League in 2009-10, scoring 10-13=23 points with 33 PIM. . .also recorded 13-8=21 points with 29 PIM in 17 contests with Vasteras in the Swedish Junior Allsvenskan League.

Season	Team	League	REGULAR SEASON						PLAYOFFS				
			GP	G	A	Pts.	PIM	+/-	GP	G	A	Pts.	PIM
2010-11	Vasteras Jr.	Sweden Jr.	26	14	27	41	45	-	-	-	-	-	-
	Vasteras	Sweden-2	14	1	3	4	2	0	-	-	-	-	-
2011-12	Vasteras	Sweden-2	46	12	33	45	6	+25	6	1	1	2	0
	Vasteras Jr.	Sweden Jr.	-	-	-	-	-	-	5	2	2	4	2
2012-13	HV 71	Sweden	50	4	24	28	12	+17	5	0	2	2	0
2013-14	HV 71	SHL	55	15	22	37	14	+1	5	2	1	3	6
	Norfolk	AHL	9	2	7	9	6	+5	8	1	2	3	2
AHL Totals			9	2	7	9	6	+5	8	1	2	3	2
Swedish Hockey League Totals			105	19	46	65	26	+18	10	2	3	5	6

IN THE SYSTEM



NICOLAS KERDILES

LEFT WING

SHOOTS: Left **HEIGHT:** 6-2 **WEIGHT:** 201

BORN: January 11, 1994; Lewisville, TX

DRAFTED: By Anaheim in the second round (36th overall) of the 2012 NHL Entry Draft

Appeared in his sophomore season with Wisconsin (Big Ten) in 2013-14, scoring 15-23=38 points with 33 PIM in 28 games... ranked fifth in the nation in points-per-game (1.36) and tied for 11th in assists-per-game (0.82)... among conference leaders, ranked third in scoring and goals, and second in assists en route to being named a 2013-14 Second-Team All-Star... helped lead Wisconsin to the Big Ten title with three points in the championship game, including an assist on the GWG in overtime, Mar. 22 vs. Ohio State... signed a three-year entry-level contract with Anaheim on Apr. 5, 2014... appeared in six regular-season AHL games with Norfolk, scoring 1-3=4 points with a +3 rating and two PIM... also made his Calder Cup Playoffs debut in 2014, co-leading the team in goals (3-1=4) while appearing in all 10 games... recorded his first career multi-goal game (2-0=2) to lead Norfolk to a 3-1 win in Game 1 of the Eastern Conference Semifinals, May 6 @ St. John's... in his 2012-13 freshman season at Wisconsin (WCHA), collected 11-22=33 points and 37 PIM in 32 contests... helped lead the Badgers to the WCHA Final Five championship and received tournament MVP honors after recording 4-6=10 points in five tournament games... also scored the only goal for the Badgers in their 6-1 loss to Massachusetts-Lowell in the NCAA Northwest Regional Semifinals on Mar. 29... was named the Hockey Commissioners' Association Division 1 Rookie of the Month for March/April, ranking second in the nation in scoring and leading all rookies with 5-11=16 points in 10 games during that span... finished the season on a 12-game scoring streak (6-13=19), which included seven multi-point games... ranked second on the Badgers in scoring and assists, and third in goals... among WCHA leaders, ranked tied for fifth in rookie scoring... in 2011-12, led the U.S. National U-18 squad with 20-22=42 points in 50 contests... his seven PPG also led the club, while his four GWG ranked second... became the first Anaheim Ducks draft selection who was raised in Orange County (raised in Irvine, born in Lewisville, TX)... won gold with Team USA at both the 2011 and 2012 IIHF U-18 World Junior Championships... in the 2012 tournament, scored a team high 2-3=5 points in the gold-medal game against Sweden... scored the overtime goal in Team USA's semifinal game at the 2011 World U-17 Hockey Challenge.

REGULAR SEASON

PLAYOFFS

Season	Team	League	REGULAR SEASON						PLAYOFFS				
			GP	G	A	Pts.	PIM	+/-	GP	G	A	Pts.	PIM
2012-13	Wisconsin	WCHA	32	11	22	33	37	-	-	-	-	-	-
2013-14	Wisconsin	Big Ten	28	15	23	38	33	-	-	-	-	-	
	Norfolk	AHL	6	1	3	4	2	+3	10	3	1	4	2
AHL Totals			6	1	3	4	2	+3	10	3	1	4	2
NCAA Totals			60	26	45	71	70	-	-	-	-	-	



JOHN KURTZ


LEFT WING

SHOOTS: Left **HEIGHT:** 6-2 **WEIGHT:** 207
BORN: May 16, 1989; Oakville, Ontario
ACQUIRED: Signed as a free agent, April 10, 2013
DRAFTED: Not drafted

Appeared in his fifth AHL season in 2013-14, his second with Norfolk...collected 5-7=12 points with 112 PIM in 73 games...set career highs in goals, assists, points, appearances and PIM...recorded a season-high two points (1-1=2), Jan. 19 @ Charlotte... was recalled by Anaheim on Apr. 13, but did not make his NHL debut before being reassigned to Norfolk the following day... made his AHL postseason debut in 2014, scoring one goal (1-0=1) with nine PIM in nine Calder Cup Playoff games...tallied the GWG in a 3-1 victory in Game 1 of the Eastern Conference Semifinal, May 6 @ St. John's...appeared in his fourth AHL season in 2012-13, recording 3-5=8 points and 103 PIM in 59 games for Norfolk...set AHL career highs in scoring, assists, games and PIM...earned his first career AHL multi-point game (0-2=2) along with a career-best +3 rating, Mar. 8 vs. Hershey...signed a one-year entry-level contract with Anaheim, Apr. 10, 2013...split the 2011-12 season with Syracuse (AHL) and Elmira (ECHL)... scored one goal in 12 games with Syracuse (Jan. 14 @ Albany) and 3-5=8 points in 19 games with Elmira...played 49 games for Syracuse during the 2010-11 season, scoring 4-2=6 points...also played in eight games with Elmira, notching 1-2=3 points and a +2 rating...appeared in 62 games with Sudbury in his final OHL season in 2009-10, scoring 30-16=46 points and 59 PIM...led the Wolves in PPG (10), ranked second in goals and fifth in points...scored his first career hat trick (3-0=3, +3), Nov. 20 vs. Saginaw...made his second consecutive appearance in the OHL Playoffs, earning one assist and two PIM in four playoffs games for Sudbury...made his AHL debut for Syracuse on Mar. 31, going scoreless against Hershey...scored his first career AHL goal on Apr. 2 in a 3-2 victory over Adirondack (1-0=1)...in 2008-09, finished his third OHL season with career highs in assists, points (21-33=54) and plus/minus (+15)...scored 1-1=2 points in six postseason games in his first OHL Playoff appearance... appeared in 63 games during his first season with Sudbury in 2007-08, earning 12-16=28 points and 41 PIM...played 58 games for Windsor during his first OHL season in 2006-07, registering 8-7=15 points and 31 PIM.

Season	Team	League	REGULAR SEASON						PLAYOFFS				
			GP	G	A	Pts.	PIM	+/-	GP	G	A	Pts.	PIM
2006-07	Windsor	OHL	58	8	7	15	31	-15	-	-	-	-	-
2007-08	Sudbury	OHL	63	12	16	28	41	-19	-	-	-	-	-
2008-09	Sudbury	OHL	68	21	33	54	44	+15	6	1	1	2	2
2009-10	Sudbury	OHL	62	30	16	46	59	-14	4	0	1	1	2
	Syracuse	AHL	6	1	0	1	7	-2	-	-	-	-	-
2010-11	Syracuse	AHL	49	4	2	6	102	-15	-	-	-	-	-
	Elmira	ECHL	8	1	2	3	0	+2	-	-	-	-	-
2011-12	Syracuse	AHL	12	1	0	1	40	0	-	-	-	-	-
	Elmira	ECHL	19	3	5	8	30	-2	-	-	-	-	-
2012-13	Norfolk	AHL	59	3	5	8	103	0	-	-	-	-	-
2013-14	Norfolk	AHL	73	5	7	12	112	-7	9	1	0	1	9
AHL Totals			199	14	14	28	364	-24	9	1	0	1	9

IN THE SYSTEM



JASON LaBARBERA GOALTENDER

CATCHES: Left **HEIGHT:** 6-2 **WEIGHT:** 246

BORN: January 18, 1980; Burnaby, British Columbia

ACQUIRED: Signed as a free agent, July 1, 2014


DRAFTED: By the New York Rangers in the third round (66th overall) of the 1998 NHL Entry Draft

Appeared in his 10th NHL season in 2013-14, his first with Edmonton... posted a 1-3-0 record with a 3.28 GAA and .870 SV% in seven games... turned away 21-of-25 shots and two shootout attempts in a 5-4 victory, Oct. 7 vs. NJ... stopped all 12 shots faced in his season debut, Oct. 5 vs. EDM... spent the rest of the season in the AHL with Oklahoma City and Rockford, going 15-16-3 with a 2.87 GAA in 34 overall games... led Rockford goaltenders in wins (15), saves (831) and appearances (32)... appeared in his ninth NHL season in 2012-13, his fourth with Phoenix... went 4-6-2 with a 2.64 GAA and .923 SV% in 15 games... posted the second-best SV% of his career, stopping 127-of-146 shots... appeared in his eighth NHL season in 2011-12, his third with Phoenix... was 3-9-3 with a 2.54 GAA and .911 SV% in 19 games... appeared in his seventh NHL season in 2010-11, his second with Phoenix... posted a 7-6-3 record with a career-tying two shutouts, a 3.26 GAA and .909 SV% in 17 games... became the first NHL goaltender to begin a season playing 12 straight games on the road... notched his 50th career victory and sixth career shutout (34 saves) in a 2-0 win, Jan. 6 @ COL... with 30 saves on as many shots, picked up his fifth career shutout in a 1-0 victory on Dec. 26 @ DAL... appeared in his sixth NHL season in 2009-10, his first with Phoenix... went 8-5-1 in 17 games, setting career highs in GAA (2.13) and SV% (.928)... posted a career-long shootout streak of 120:48 from Feb. 5-Mar. 14, spanning three games... split his fifth NHL season with Los Angeles and Vancouver in 2008-09, going 8-10-6 with a career-high two shutouts, a 2.78 GAA and .901 SV%... earned his third career shutout with 15 saves in a 4-0 Kings win, Oct. 24 @ STL... appeared in his fourth NHL season in 2007-08, his second with Los Angeles... established career highs in wins (17), games (45) and minutes (2,421)... stopped all 17 shots faced for his second career shutout in a 6-0 victory, Oct. 23 vs. NSH... appeared in his third NHL season in 2005-06, his first with Los Angeles... by turning away all 31 shots, posted his first career NHL shutout in a 4-0 win on Apr. 17 @ SJ... appeared in his second NHL season with the New York Rangers in 2003-04, going 1-2-0 with a 4.85 GAA... earned his first career NHL win with 19 saves in a 3-2 victory, Mar. 5 vs. WSH... made his NHL debut with the New York Rangers in 2000-01, stopping two shots in 9:43 of relief of Kirk McLean on Oct. 14 @ PIT.

REGULAR SEASON

PLAYOFFS

Season	Team	League	GP	MIN	GA	SO	GAA	W-L-T	SV%	GP	MIN	GA	SO	GAA	W-L
2000-01	Charlotte	ECHL	35	2100	112	1	3.20	18-10-7	.910	2	143	5	0	2.09	1-1
	Hartford	AHL	4	156	12	0	4.61	1-1-0	.871	2	59	3	0	3.05	0-0
	NY RANGERS	NHL	1	10	0	0	0.00	0-0-0	1.000	-	-	-	-	-	-
2001-02	Charlotte	ECHL	13	744	29	0	2.34	9-3-1	.924	4	212	12	0	3.39	2-2
	Hartford	AHL	20	1058	55	0	3.12	7-11-1	.912	-	-	-	-	-	-
2002-03	Hartford	AHL	46	2452	105	2	2.57	18-17-6	.915	2	117	6	2	3.07	0-2
2003-04	Hartford	AHL	59	3393	90	13	1.59	34-9-9	.936	16	1043	30	3	1.73	11-5
	NY RANGERS	NHL	4	198	16	0	4.85	1-2-0	.824	4	238	9	0	2.27	1-3
2004-05	Hartford	AHL	53	2937	90	6	1.84	31-16-2	.934	-	-	-	-	-	-
2005-06	LOS ANGELES	NHL	29	1433	69	1	2.89	11-9-2	.900	-	-	-	-	-	-
	Manchester	AHL	3	185	10	0	3.25	1-1-1	.907	-	-	-	-	-	-
2006-07	Manchester	AHL	62	3619	133	7	2.20	39-20-1	.933	13	824	38	1	2.77	6-7
2007-08	LOS ANGELES	NHL	45	2421	121	1	3.00	17-23-2	.910	-	-	-	-	-	-
2008-09	LOS ANGELES	NHL	19	995	47	2	2.83	5-8-4	.893	-	-	-	-	-	-
	VANCOUVER	NHL	9	451	20	0	2.66	3-2-2	.915	-	-	-	-	-	-
2009-10	PHOENIX	NHL	17	928	33	0	2.13	8-5-1	.928	-	-	-	-	-	-
2010-11	PHOENIX	NHL	17	883	48	2	3.26	7-6-3	.909	-	-	-	-	-	-
2011-12	PHOENIX	NHL	19	1015	43	0	2.54	3-9-3	.912	-	-	-	-	-	-
2012-13	PHOENIX	NHL	15	726	32	0	2.64	4-6-2	.923	-	-	-	-	-	-
2013-14	EDMONTON	NHL	7	348	19	0	3.28	1-3-0	.870	-	-	-	-	-	-
	Oklahoma City	AHL	2	124	4	0	1.93	0-1-1	.953	-	-	-	-	-	-
	Rockford	AHL	32	1859	91	0	2.94	15-15-2	.901	-	-	-	-	-	-
NHL Totals			182	9407	448	6	2.86	60-73-19	.908	-	-	-	-	-	-



ANTOINE LAGANIERE


CENTER/LEFT WING

SHOOTS: Left **HEIGHT:** 6-4 **WEIGHT:** 196
BORN: July 5, 1990; Montreal, Quebec
ACQUIRED: Signed as a free agent, April 16, 2013
DRAFTED: Not drafted

Made his AHL debut with Norfolk in 2013-14, scoring 10-8=18 points with 36 PIM in 72 games...notched his first career AHL point (assist) in a 3-0 victory on Nov. 1 @ Albany and scored his first AHL goal on Nov. 16 @ Manchester...led Norfolk with a career-high two goals (2-0=2), Dec. 19 @ Charlotte...appeared in four Calder Cup Playoff games with the Admirals, going scoreless with two PIM...signed a one-year contract, July 17, 2014...appeared in 37 contests during his senior season with Yale (ECAC) in 2012-13, collecting 15-14=29 points and 58 PIM...helped lead the Bulldogs to their first NCAA hockey title in school history...earned an assist on Yale's second goal of the game en route to a 4-0 victory over Quinnipiac in the Frozen Four championship game on Apr. 13...scored a goal in the national semifinal game against Massachusetts-Lowell on Apr. 11...ranked third on Yale in goals and points, and fourth in assists...ranked tied for eighth in the ECAC in goals...recorded eight multi-point contests, including three multi-goal games...earned ECAC Player of the Week honors on Jan. 21 after combining for 2-3=5 points in two games during that span...was selected to the All-Ivy Second Team and Academic All-Ivy Team for the second time in his career...signed a two-year entry-level contract with Anaheim, Apr. 16, 2013...in 2011-12, registered ECAC career highs in goals (19) and points (33) in 35 games with Yale...ranked second on the team in goals and fourth in points...recorded his first career NCAA hat trick (3-0=3), Mar. 4 vs. Princeton...finished the season on a career-best six-game point streak (7-1=8), Mar. 2-11...helped lead Yale to a second-place finish in the ECAC...was named the ECAC Player of the Week on Mar. 6 after netting five goals in three games against Princeton in the conference tournament...collected 5-8=13 points and a career-best +9 rating in 25 games during the 2010-11 season...named to the Academic All-ECAC Team...collected 7-3=10 points with a +1 rating and 18 PIM in 25 games during his freshman year...led Yale freshmen in goals (7)...earned his first career NCAA point (assist) in his second career game, Nov. 6 @ RPI.

Season	Team	League	REGULAR SEASON						PLAYOFFS				
			GP	G	A	Pts.	PIM	+/-	GP	G	A	Pts.	PIM
2009-10	Yale	ECAC	25	7	3	10	18	+1	-	-	-	-	-
2010-11	Yale	ECAC	25	5	8	13	14	+9	-	-	-	-	-
2011-12	Yale	ECAC	35	19	14	33	45	+6	-	-	-	-	-
2012-13	Yale	ECAC	37	15	14	29	58	-3	-	-	-	-	-
2013-14	Norfolk	AHL	72	10	8	18	36	-9	4	0	0	0	2
AHL Totals			72	10	8	18	36	-9	4	0	0	0	2
ECAC Totals			122	46	39	85	135	+13	-	-	-	-	-

IN THE SYSTEM



LOUIS LEBLANC CENTER

SHOOTS: Right **HEIGHT:** 6-0 **WEIGHT:** 187

BORN: January 26, 1991; Pointe-Claire, Quebec

ACQUIRED: From Montreal in exchange for a conditional fifth-round selection in the 2015 NHL Entry Draft, June 14, 2014

DRAFTED: By Montreal in the first round (18th overall) of the 2009 NHL Entry Draft

Appeared in his second NHL season with Montreal in 2013-14, going scoreless with a +1 rating and four PIM in eight games... earned his first recall from Hamilton (AHL) on Oct. 27 and played five games prior to being reassigned to the AHL on Nov. 6... was recalled again on Jan. 20 for a three-game stint (Jan. 22-15)... began the season with Hamilton, collecting 13-15=28 points with 63 PIM in 70 games... set AHL career highs in goals, assists, points and appearances... recorded a career-best four-game point streak (5-3=8) from Oct. 22-Nov. 6, which included his first three-point game on Oct. 22 vs. Rockford (1-2=3)... signed a one-year contract with Anaheim through 2014-15, July 11, 2014... appeared in his second AHL season with Hamilton in 2012-13, earning 10-8=18 points with 53 PIM in 62 games... led the team in shots on net (161), ranked tied for second in goals and tied for third in power-play goals (3)... owned a pair of multi-goal games, including Oct. 19 vs. Toronto (2-0=2) and Feb. 6 @ Toronto (2-0=2)... made his NHL debut with Montreal in 2011-12, leading team rookies in goals (5) and ranking second in scoring (5-5=10) and assists... recorded a career-best 17:20 TOI, Mar. 27 vs. FLA... collected his first career multi-point game (1-1=2) in a 6-2 victory, Dec. 27 @ OTT... scored his first career NHL goal against Sergei Bobrovsky, Dec. 15 vs. PHI... earned his first career NHL point (assist) in a 2-1 win, Dec. 3 @ LA... appeared in his first career NHL game on Nov. 30 @ ANA, logging 7:52 TOI... began the season with Hamilton, scoring 11-11=22 points with 30 PIM in 31 games... represented Canada at the 2011 IIHF World Junior Championship, scoring 3-4=7 points with two PIM in seven games... was named the Ivy League Rookie of the Year and a finalist for ECAC Rookie of the Year with Harvard in 2009-10.

REGULAR SEASON

PLAYOFFS

Season	Team	League	GP	G	A	Pts.	PIM	+/-	GP	G	A	Pts.	PIM
2009-10	Harvard	ECAC	31	11	12	23	50	-	-	-	-	-	-
2010-11	Montreal	QMJHL	51	26	32	58	100	+20	10	6	3	9	16
2011-12	Hamilton	AHL	31	11	11	22	30	-10	-	-	-	-	-
	MONTREAL	NHL	42	5	5	10	28	+3	-	-	-	-	-
2012-13	Hamilton	AHL	62	10	8	18	53	-18	-	-	-	-	-
2013-14	Hamilton	AHL	70	13	15	28	63	-1	-	-	-	-	-
	MONTREAL	NHL	8	0	0	0	4	+1	-	-	-	-	-
NHL Totals			50	5	5	10	32	+4	-	-	-	-	-
AHL Totals			163	34	34	68	146	-29	-	-	-	-	-




JOSH MANSON

DEFENSEMAN

SHOOTS: Right **HEIGHT:** 6-3 **WEIGHT:** 217
BORN: October 7, 1991; Prince Albert, Saskatchewan
DRAFTED: By Anaheim in the sixth round (160th overall) of the 2011 NHL Entry Draft

Made his AHL debut with Norfolk in 2013-14, collecting one goal (1-0=1) with a +1 rating and 26 PIM in nine games...appeared in his first professional game on Apr. 4 @ Adirondack and scored his first career goal in a 5-3 win on Apr. 16 vs. Hershey...in the Calder Cup Playoffs, notched one goal (1-0=1) with six PIM in 10 games...his first postseason goal came in Game 3 of the Eastern Conference Semifinals, May 10 vs. St. John's...signed a two-year entry-level contract with Anaheim, Mar. 25, 2014...began the season with Northeastern, his junior campaign in the Hockey East Conference...scored 3-7=10 points with 65 PIM in 33 games...was named a 2013-14 Hockey East Second Team All-Star and the Best Defensive Defenseman after captaining Northeastern to a 19-14-4 record...posted career highs in assists and points, and matched a career best in goals...registered 3-4=7 points and 45 PIM in 33 games for Northeastern in 2012-13...ranked second on the team in defensemen scoring...scored his first career NCAA goal in OT to secure a 5-4 victory for the Huskies, Feb. 19 @ Massachusetts...recorded a career-best three-game point streak (3-1=4), Feb. 19-23...made his collegiate debut in 2011-12 with Northeastern, scoring 0-4=4 points in 33 contests...collected his first collegiate point (assist), Oct. 14 vs. New Hampshire.

Season	Team	League	REGULAR SEASON					PLAYOFFS					
			GP	G	A	Pts.	PIM	+/-	GP	G	A	Pts.	PIM
2011-12	Northeastern	Hockey East	33	0	4	4	48	+9	-	-	-	-	-
2012-13	Northeastern	Hockey East	33	3	4	7	45	-9	-	-	-	-	-
2013-14	Northeastern	Hockey East	33	3	7	10	65	+12	-	-	-	-	-
	Norfolk	AHL	9	1	0	1	26	+1	10	1	0	1	6
AHL Totals			9	1	0	1	26	+1	10	1	0	1	6
Hockey East Totals			99	6	15	21	158	+12	-	-	-	-	-



JAYCOB MEGNA DEFENSEMAN

SHOOTS: Left **HEIGHT:** 6-5 **WEIGHT:** 221

BORN: December 10, 1992; Northbrook, Illinois

DRAFTED: By Anaheim in the seventh round (210th overall) of the 2012 NHL Entry Draft

Made his professional debut with Norfolk (AHL) in 2013-14, going scoreless in two games...appeared in his first career AHL game on Apr. 13 @ Portland, earning a +1 rating in a 3-2 shootout victory...signed a three-year entry-level contract with Anaheim, Apr. 4, 2014...began the season with Nebraska-Omaha (NCHC), scoring 0-10=10 points with 18 PIM in 32 games...set a career high and ranked third among team defensemen in assists...earned 2013-14 NCHC Academic All-Conference Honors in his junior season with the Mavericks...appeared in a career-high 38 games for Nebraska-Omaha (WCHA) in 2012-13, scoring 2-5=7 points and 14 PIM...ranked tied for fourth in goals among club defensemen...recorded his first career NCAA multi-point game (1-1=2), Jan. 25 @ Bemidji State...earned an assist on the GWG in Nebraska-Omaha's 2-1 victory over Minnesota State in the WCHA Tournament on Mar. 16...in his freshman season in 2011-12, ranked fourth among team defensemen with 2-3=5 points and eight PIM...played alongside older brother, Jason, a forward for the Mavericks.

REGULAR SEASON

PLAYOFFS

Season	Team	League	REGULAR SEASON					PLAYOFFS					
			GP	G	A	Pts.	PIM	+/-	GP	G	A	Pts.	PIM
2011-12	Nebraska-Omaha	WCHA	35	2	3	5	8	-1	-	-	-	-	-
2012-13	Nebraska-Omaha	WCHA	38	2	5	7	14	+21	-	-	-	-	-
2013-14	Nebraska-Omaha	NCHC	32	0	10	10	18	-8	-	-	-	-	-
	Norfolk	AHL	2	0	0	0	2	0	-	-	-	-	-
AHL Totals			2	0	0	0	2	0	-	-	-	-	-
NCAA Totals			105	4	18	22	40	+12	-	-	-	-	-



STEFAN NOESEN

RIGHT WING

SHOOTS: Right **HEIGHT:** 6-2 **WEIGHT:** 205

BORN: February 12, 1993; Plano, Texas

ACQUIRED: From Ottawa with Jakob Silfverberg and a first-round selection in the 2014 NHL Entry Draft in exchange for Bobby Ryan, July 5, 2013

DRAFTED: By Ottawa in the first round (21st overall) of the 2011 NHL Entry Draft

Was limited to two regular-season games with Norfolk in 2013-14 after suffering a torn ACL in his left knee during practice in October...returned to play four Calder Cup Playoff games, earning 0-4=4 points with four PIM...led Norfolk in assists and ranked tied for fourth in playoff scoring...picked up two points (0-2=2) in his postseason debut in Game 3 of the Eastern Conference Semifinals on May 10 vs. St. John's...appeared in his fourth OHL season with Plymouth in 2012-13...made his third consecutive trip to the OHL Playoffs, scoring 7-12=19 points with a +15 rating and 24 PIM in 15 games...helped the Whalers to the OHL's Eastern Conference Finals, finishing second on the club in points and plus/minus...appeared in 51 regular-season games, collecting 25-28=53 points with a +7 rating and 43 PIM in 51 games...ranked fourth on the club in goals...was selected as a member of Team USA's 2013 IIHF World Junior Championship squad, but had to sit out of the tournament due to an OHL suspension...appeared in his third OHL season with Plymouth in 2011-12...scored 7-8=15 points with four PIM in seven OHL Playoff games, leading the club in scoring, ranked tied for first in goals and tied for second in assists...in 63 regular-season games, notched 38-44=82 points with a +18 rating and 74 PIM...set career highs in goals, points and plus/minus, and tied his personal best in assists...led the Whalers in points and goals, and co-led the club in assists...made his OHL Playoff debut with Plymouth in 2010-11, earning 6-5=11 points with 16 PIM...led the team in goals, ranked second in scoring and tied for second in assists...tallied 33-44=77 points with a +14 rating in 68 regular-season games...established a personal best in assists...tied for the team lead in scoring, goals, assists and games played...made his OHL debut with Plymouth in 2009-10, earning 3-5=8 points with a +1 rating and four PIM.

Season	Team	League	REGULAR SEASON						PLAYOFFS				
			GP	G	A	Pts.	PIM	+/-	GP	G	A	Pts.	PIM
2009-10	Plymouth	OHL	33	3	5	8	4	+1	-	-	-	-	-
2010-11	Plymouth	OHL	68	33	44	77	80	+14	11	6	5	11	16
2011-12	Plymouth	OHL	63	38	44	82	74	+18	7	7	8	15	4
2012-13	Plymouth	OHL	51	25	28	53	43	+7	15	7	12	19	24
2013-14	Norfolk	AHL	2	0	0	0	4	0	4	0	4	4	4
AHL Totals			2	0	0	0	4	0	4	0	4	4	4
OHL Totals			215	99	121	220	201	+40	33	20	25	45	44



ANDREW O'BRIEN DEFENSEMAN

SHOOTS: Left **HEIGHT:** 6-4 **WEIGHT:** 205

BORN: November 21, 1992; Hamilton, Ontario


DRAFTED: By Anaheim in the fourth round (108th overall) of the 2012 NHL Entry Draft

Made his professional debut with Utah (ECHL) in 2013-14, earning 2-3=5 points with 70 PIM in 24 games...missed the start of the season due to a left wrist injury, suffered the previous season in the QMJHL...made his pro debut on Dec. 6 vs. Alaska...collected his first career point (goal) on the power play in a 4-1 victory, Mar. 15 vs. Stockton...picked up his first career assist in his next game, a 4-2 win on Mar. 21 vs. Colorado...had a four-game stint with Norfolk (AHL) from Feb. 2-22, going scoreless with four PIM...made his AHL debut on Feb. 2 @ Hershey...appeared in three ECHL Playoff games vs. Bakersfield, going scoreless...played 67 games in his first season with Rouyn-Noranda (QMJHL) in 2012-13, recording 2-16=18 points with a +19 rating and 113 PIM...while leading the team in PIM, also led club defensemen in plus/minus and ranked third in scoring...collected four assists in 14 postseason contests, including a multi-assist game on Apr. 5 @ Quebec (0-2=2)...signed a three-year entry-level contract with Anaheim, Apr. 5, 2013...in his second QMJHL season in 2011-12, scored 8-21=29 points with 95 PIM in 68 games with Chicoutimi...ranked third among club defensemen in scoring and tied for fifth overall in PPG (4)...also ranked tied for second among team defensemen in goals...added 1-9=10 points in 18 QMJHL Playoff games, helping lead his team to a semifinal appearance against Saint John...ranked second among club defensemen in postseason points...made his QMJHL debut with Chicoutimi in 2010-11, recording 1-9=10 points with 33 PIM in 55 games.

REGULAR SEASON

PLAYOFFS

Season	Team	League	GP	G	A	Pts.	PIM	+/-	GP	G	A	Pts.	PIM
2010-11	Chicoutimi	QMJHL	55	1	9	10	33	-9	4	1	1	2	6
2011-12	Chicoutimi	QMJHL	68	8	21	29	95	+2	18	1	9	10	31
2012-13	Rouyn-Noranda	QMJHL	67	2	16	18	113	+19	14	0	4	4	22
2013-14	Utah	ECHL	24	2	3	5	70	-7	3	0	0	0	0
	Norfolk	AHL	4	0	0	0	4	-3	-	-	-	-	-
AHL Totals			4	0	0	0	4	-3	-	-	-	-	-
ECHL Totals			24	2	3	5	70	-7	3	0	0	0	0



RICKARD RAKELL

RIGHT WING

SHOOTS: Right **HEIGHT:** 6-1 **WEIGHT:** 200

BORN: May 5, 1993; Sundbyberg, Sweden

DRAFTED: By Anaheim in the first round (30th overall) of the 2011 NHL Entry Draft

Appeared in his second NHL season with Anaheim in 2013-14, recording 0-4=4 points with two PIM in 18 games...posted his first career point streak of two games (0-2=2) from Apr. 4-6...recorded his first career NHL point with an assist on Andrew Cogliano's third-period goal in a 6-2 win, Nov. 8 vs. BUF...made his Stanley Cup Playoff debut in 2014, scoring 1-1=2 points in four games...scored his first career NHL goal (Lehtonen) in Game 5 of the First Round on Apr. 25 vs. DAL and earned his first career postseason assist in Game 6 of the First Round on Apr. 27 @ DAL...made his postseason debut in Game 4 of the First Round, Apr. 23 @ DAL...began the season with Norfolk (AHL), scoring 14-23=37 points with a +7 rating and 12 PIM in 46 games...at the time of his final recall on Mar. 20, ranked third on Norfolk in points (37), second in assists (23) and PPG (8), and tied for third in goals (14)...posted an AHL season-high nine-game point streak (3-9=12), Dec. 19-Jan. 10...made his NHL debut with Anaheim in 2012-13, going scoreless while averaging 8:57 TOI...was a member of Anaheim's season-opening roster and debuted on Jan. 19 @ VAN, logging 9:49 TOI...made three additional appearances with the Ducks before being reassigned to Plymouth (OHL) on Feb. 13...scored 21-23=44 points with a career-high +19 rating in 40 games with Plymouth...ranked fourth among team leaders in points-per-game (1.10) and second in SHG (2)...was named OHL Player of the Week for the period ending Feb. 24, scoring 6-3=9 points with a +6 rating in four games...scored his second career OHL hat trick in a 9-1 win, Feb. 22 vs. Windsor...added 6-9=15 points in 15 OHL Playoff games, ranking fourth on the Whalers in playoff assists and fifth in playoff scoring...following Plymouth's season, was recalled by Anaheim on Apr. 28 but did not appear in the Stanley Cup Playoffs...earned silver with Sweden at the 2013 IIHF World Junior Championship, ranking fourth among all tournament leaders in assists (0-6=6)...led Sweden in assists and co-led in scoring...appeared in his second season with Plymouth in 2011-12, scoring 28-34=62 points with a +9 rating and 12 PIM in 60 games...finished second among team leaders in points-per-game (1.03), fourth in goals, PPG (8) and assists, and tied for fourth in scoring...recorded a career-high 13-game scoring streak from Nov. 5-Dec. 3, earning 10-11=21 points...also appeared in 13 OHL Playoff games, scoring 2-10=12 points...led Plymouth in playoff assists and ranked third in scoring...won gold with Team Sweden at the 2012 IIHF World Junior Championship, scoring 2-3=5 points in six games...signed a three-year entry-level contract with Anaheim, July 2, 2012...made his OHL debut with Plymouth in 2010-11, collecting 19-24=43 points with a +14 rating and 12 PIM in 49 games...led the team with 10 PPG, ranked third in points-per game (.92), and tied for fifth in goals and plus/minus...finished 11th among OHL rookies in scoring...netted his first career OHL hat trick on Jan. 15 vs. Sarnia, leading Plymouth to an 8-2 victory...was the youngest player to represent Team Sweden at the 2011 IIHF World Junior Championship in Buffalo, NY...appeared in five games during the tournament, recording 0-3=3 points with two PIM...in 2009-10, split time with Stockholm's AIK U-18 and U-20 teams, recording 28-17=45 points with 20 PIM...added 3-2=5 points in five playoff games.

		REGULAR SEASON							PLAYOFFS				
Season	Team	League	GP	G	A	Pts.	PIM	+/-	GP	G	A	Pts.	PIM
2009-10	AIK U-18	Sweden U-18	38	28	17	45	20	-	5	3	2	5	0
2010-11	Plymouth	OHL	49	19	24	43	12	+14	1	0	0	0	0
2011-12	Plymouth	OHL	60	28	34	62	12	+9	13	2	10	12	0
2012-13	Plymouth	OHL	40	21	23	44	12	+19	15	6	9	15	10
	ANAHEIM	NHL	4	0	0	0	0	-2	-	-	-	-	-
2013-14	Norfolk	AHL	46	14	23	37	12	+7	1	0	1	1	0
	ANAHEIM	NHL	18	0	4	4	2	-3	4	1	1	2	0
NHL Totals			22	0	4	4	2	-5	4	1	1	2	0
AHL Totals			46	14	23	37	12	+7	1	0	1	1	0



NICK RITCHIE

LEFT WING

SHOOTS: Left **HEIGHT:** 6-2 **WEIGHT:** 226

BORN: December 5, 1995; Orangeville, Ontario

DRAFTED: Selected by Anaheim in the first round (10th overall) of the 2014 NHL Entry Draft

Appeared in his third OHL season in 2013-14, scoring 39-35=74 points with a +4 rating and 136 PIM in 61 games for Peterborough...set OHL career highs in goals, assists, points and PIM...led Peterborough in scoring, goals, PPG (11), points-per-game (1.21) and PIM...tied for the sixth-longest goal streak in the OHL at six games (7-3=12) and also became the third player in team history to score five goals in a game with a career-high six-point performance (5-1=6) on Feb. 7 @ Kingston...added 5-5=10 points in 11 OHL Playoff games, leading the Petes in scoring and goals, and ranking tied for second in assists...signed a three-year entry-level contract with Anaheim, Aug. 2, 2014...appeared in his second OHL season with Peterborough in 2012-13, collecting 18-17=35 points with 50 PIM in 41 games...led the team in points-per-game (0.85), ranked tied for second in scoring and third in goals...had a career-high nine-game point streak (5-7=12), Feb. 2-23...made his OHL debut with Peterborough in 2011-12, notching 16-23=39 points with 60 PIM in 62 games...led team rookies in scoring, goals and PPG (3), and ranked second in assists...helped Team Canada win gold at the 2013 Under-18 World Championship and 2012 Ivan Hlinka Memorial Tournament...was also a member of Team Ontario, which won bronze at the 2012 World Under-17 Hockey Challenge.

REGULAR SEASON

PLAYOFFS

Season	Team	League	GP	G	A	Pts.	PIM	+/-	GP	G	A	Pts.	PIM
2011-12	Peterborough	OHL	62	16	23	39	60	-22	-	-	-	-	-
2012-13	Peterborough	OHL	41	18	17	35	50	-10	-	-	-	-	-
2013-14	Peterborough	OHL	61	39	35	74	136	+4	11	5	5	10	24
OHL Totals			165	73	75	148	148	-28	11	5	5	10	24



CHARLIE SARAUTL CENTER

SHOOTS: Left **HEIGHT:** 5-11 **WEIGHT:** 184
BORN: February 20, 1992; Fournier, Ontario
ACQUIRED: Signed as a free agent, March 5, 2013
DRAFTED: Not drafted

Appeared in his second AHL season with Norfolk (AHL) in 2013-14, recording 6-8=14 points with 16 PIM in 43 games...earned 1-4=5 points in his first five games from Oct. 5-19, including a season-high three assists (0-3=3) in a 5-0 victory on Oct. 11 vs. Binghamton...scored his first career AHL goal on the power play, Oct. 19 vs. Albany...was assigned to Utah (ECHL) on Mar. 27 and appeared in eight games with the Grizzlies, posting 3-8=11 points with a +4 rating and two PIM...added 2-2=4 points with two PIM in five ECHL Playoff games...made his AHL debut with Norfolk in 2012-13, scoring 0-6=6 points in 11 games...in his first professional game, had the primary assist on the overtime winner for a 5-4 victory on Mar. 29 vs. Syracuse...signed a three-year entry-level contract with Anaheim on Mar. 5, 2013...began the season with Sarnia (OHL), collecting 22-86=108 points with a +16 rating and 28 PIM...led the OHL in assists and ranked second among league leaders and sixth in the CHL in scoring...also co-led the OHL in power-play assists (33)...registered a career best in points (0-7=7) and plus/minus (+6) in a 13-0 victory on Feb. 22 vs. Erie...recorded a career-high eight-game point streak (5-14=19) from Dec. 9-Jan. 5...added four points (1-3=4) in four postseason games with Sarnia...appeared in his fourth OHL season in 2011-12, his first with Sarnia...collected 20-67=87 points and 32 PIM in 68 games...led the OHL in assists and ranked seventh in scoring...notched his first career OHL hat trick (3-0=3), Oct. 14 vs. Saginaw...appeared in 68 games for Kingston (OHL) in 2010-11, collecting 13-25=38 points and a +1 rating...also tallied 1-1=2 points in five postseason games...in 2009-10, notched 4-12=16 points in 62 games for Kingston...recorded his first career OHL multi-goal game (2-0=2) in a 5-4 victory over Peterborough on Feb. 2...in his first career OHL playoff series, scored 1-3=4 points in six games against Brampton...registered 2-7=9 points and 22 PIM in 68 games with Kingston in 2008-09...netted his first career OHL goal in a 6-2 victory over Sault Ste. Marie on Oct. 17.

Season	Team	League	REGULAR SEASON						PLAYOFFS				
			GP	G	A	Pts.	PIM	+/-	GP	G	A	Pts.	PIM
2008-09	Kingston	OHL	68	2	7	9	22	-14	-	-	-	-	-
2009-10	Kingston	OHL	62	4	12	16	31	-19	6	1	3	4	4
2010-11	Kingston	OHL	68	13	25	38	32	+1	5	1	1	2	0
2011-12	Sarnia	OHL	68	20	67	87	32	+6	6	0	4	4	4
2012-13	Sarnia	OHL	68	22	86	108	28	+16	4	1	3	4	4
	Norfolk	AHL	11	0	6	6	0	-2	-	-	-	-	-
2013-14	Norfolk	AHL	43	6	8	14	16	-5	-	-	-	-	-
	Utah	ECHL	8	3	8	11	2	+4	5	2	2	4	2
AHL Totals			54	6	14	20	0	-2	-	-	-	-	-

IN THE SYSTEM



NICK SORENSEN

RIGHT WING

SHOOTS: Right **HEIGHT:** 6-1 **WEIGHT:** 187

BORN: October 23, 1994; Farevejle, Denmark

DRAFTED: By Anaheim in the second round (45th overall) of the 2013 NHL Entry Draft

Appeared in his third QMJHL season with Quebec in 2013=14, collecting 31-30=61 points with a +16 rating and 43 PIM in 44 games...set career highs in scoring, goals, assists, GWG (6), PPG (13) and plus/minus...ranked third among team leaders in points and goals...concluded the season on a career-best six-game goal streak (8-5=13), Mar. 5-15...in five QMJHL playoff games, led the team in goals and co-led in scoring (6-3=9)...scored his second QMJHL hat trick as part of a career-high five-point game (3-2=5), Mar. 22 vs. Rouyn-Noranda...won silver with Sweden at the 2014 IIHF World Junior Championship, scoring 2-4=6 points with a +4 rating and four PIM...signed a three-year entry-level contract with Anaheim, Apr. 3, 2014...appeared in his second QMJHL season in 2012-13, scoring 20-27=47 points with a +10 rating and 18 PIM in 46 games with Quebec...ranked third among team leaders in points-per-game (1.02), tied for fourth in goals and fifth in scoring...among league rookies, finished tied for eighth in scoring, tied for seventh in goals and tied for ninth in assists...added 7-3=10 points in eight QMJHL Playoff games, leading the team in goals and ranking tied for second in scoring...made his QMJHL debut in 2010-11, earning 5-4=9 points with a +9 rating and two PIM in eight games.

Season	Team	League	REGULAR SEASON					PLAYOFFS					
			GP	G	A	Pts.	PIM	+/-	GP	G	A	Pts.	PIM
2010-11	Ragle Jr.	Sweden Jr.	30	18	11	29	34	-	-	-	-	-	-
	Ragle	Sweden-2	6	0	0	0	2	-	-	-	-	-	-
2011-12	Quebec	QMJHL	8	5	4	9	2	+9	-	-	-	-	-
2012-13	Quebec	QMJHL	46	20	27	47	18	+10	8	7	3	10	10
2013-14	Quebec	QMJHL	44	31	30	61	43	+16	5	6	3	9	8
QMJHL Totals			98	56	61	117	63	+35	13	13	6	19	18




SHEA THEODORE

DEFENSEMAN

SHOOTS: Left **HEIGHT:** 6-2 **WEIGHT:** 182
BORN: August 3, 1995; Langley, British Columbia
DRAFTED: By Anaheim in the first round (26th overall) of the 2013 NHL Entry Draft

Made his AHL debut with Norfolk in 2013-14, going scoreless in four games...appeared in his first career AHL game, Apr. 11 @ Providence...also made his Calder Cup Playoffs debut, earning 1-2=3 points in four games...collected his first career AHL assist in Game 4 of the Eastern Conference Semifinals on May 12 vs. St. John's and scored his first AHL goal in Game 5 on May 13 vs. St. John's...signed a three-year entry-level contract with Anaheim, Sept. 24, 2013...began the 2013-14 season with Seattle (WHL), scoring 22-57=79 points with a +19 rating in 70 games...was named a WHL Western Conference First Team All-Star after leading WHL defensemen in scoring and assists, and ranking third in goals, all of which were career highs...set a franchise record for career goals by a defenseman (45), surpassing Deron Quint's 44 goals from 1993-95...added 0-5=5 points with four PIM in nine WHL Playoff games...appeared in his third WHL season in 2012-13, scoring 19-31=50 points with 32 PIM in 71 games with Seattle...ranked eighth among all WHL defensemen in scoring, and second among team leaders in assists and third in points...also played seven WHL Playoff games, earning 0-2=2 points with a +1 rating and four PIM...played his first full WHL season in 2011-12, collecting 4-31=35 points with 30 PIM in 69 games with Seattle...ranked third among WHL rookie defensemen in scoring...finished third on the Thunderbirds and led team defensemen in scoring...also led all Seattle players in assists...won gold with Team Canada at the 2012 Ivan Hlinka Memorial Tournament and registered five assists (0-5=5) en route to gold at the 2013 Under-18 World Championship...also won a gold medal with Team British Columbia at the 2011 Canada Winter Games.

		REGULAR SEASON							PLAYOFFS				
Season	Team	League	GP	G	A	Pts.	PIM	+/-	GP	G	A	Pts.	PIM
2010-11	Seattle	WHL	4	0	0	0	2	-2	-	-	-	-	-
2011-12	Seattle	WHL	69	4	31	35	30	-36	-	-	-	-	-
2012-13	Seattle	WHL	71	19	31	50	32	-24	7	0	2	2	4
2013-14	Seattle	WHL	70	22	57	79	39	+19	9	0	5	5	4
	Norfolk	AHL	4	0	0	0	0	-2	4	1	2	3	2
AHL Totals			4	0	0	0	0	-2	4	1	2	3	2
WHL Totals			214	45	119	164	164	-43	16	0	7	7	8



CHRIS WAGNER CENTER/RIGHT WING

SHOOTS: Right **HEIGHT:** 6-0 **WEIGHT:** 202

BORN: May 27, 1991; Wellesley, Massachusetts

DRAFTED: By Anaheim in the fifth round (122nd overall) of the 2010 NHL Entry Draft

Appeared in his second AHL season with Norfolk in 2013-14, scoring 14-14=28 points with 68 PIM in 76 games. . . was the lone Norfolk player to appear in all 76 games. . . ranked tied for fourth among team leaders in goals and fifth in scoring. . . collected a career-best four points (3-1=4), including his first career hat trick, Mar. 22 vs. Binghamton. . . made his Calder Cup Playoffs debut in 2014, earning 2-3=5 points with 10 PIM in 10 games. . . earned his first postseason points with a multi-point game (1-1=2) in the clinching game of the Eastern Conference Quarterfinals, May 2 vs. Manchester. . . made his professional debut with Norfolk (AHL) in 2012-13, collecting 8-13=21 points with a +5 rating and 65 PIM in 70 games. . . ranked second among team rookies in scoring and assists, and third in goals. . . finished second overall in games played. . . scored his first career AHL goal (SHG) in a 6-3 victory, Oct. 20 vs. Connecticut. . . made his AHL debut on Oct. 12 vs. Worcester and picked up his first career point (assist) the following night vs. Worcester. . . appeared in his second season with Colgate University (ECAC) in 2011-12, scoring 17-34=51 points with 69 PIM in 38 games. . . led all NCAA Division 1 underclassmen and co-led the ECAC in scoring and ranked second in assists en route to earning Second Team ECAC All-League honors. . . recorded the second-most points in one season for Colgate since former Duck Andy McDonald (58 points) did so in 1999-00. . . had a career-high 11-game point streak (7-10=17) from Feb. 4-Mar. 16. . . completed his freshman season at Colgate in 2010-11, collecting 9-10=19 points with 26 PIM in 41 contests. . . led all rookies in points.

REGULAR SEASON

PLAYOFFS

Season	Team	League	GP	G	A	Pts.	PIM	+/-	GP	G	A	Pts.	PIM
2010-11	Colgate	ECAC	41	9	10	19	26	-	-	-	-	-	-
2011-12	Colgate	ECAC	38	17	34	51	69	-	-	-	-	-	-
2012-13	Norfolk	AHL	70	8	13	21	65	+5	-	-	-	-	-
2013-14	Norfolk	AHL	76	14	14	28	68	-6	10	2	3	5	10
AHL Totals			146	22	27	49	133	-1	10	2	3	5	10



STEVEN WHITNEY CENTER

SHOOTS: Right **HEIGHT:** 5-7 **WEIGHT:** 170
BORN: February 18, 1991; Boston, Massachusetts
ACQUIRED: Signed as a free agent, April 4, 2013
DRAFTED: Not drafted

Appeared in his first full AHL season with Norfolk in 2013-14, collecting 10-13=23 points with 52 PIM in 65 games...had a season-high four-game point streak (2-2=4), Nov. 1-8...helped lead Norfolk to a 4-3 win with a season-best 1-1=2 points, Nov. 15 @ Providence...appeared in his first Calder Cup Playoffs in 2014, going scoreless in two games...made his professional debut with Norfolk in 2012-13, recording 3-1=4 points with two PIM in eight games...notched his first career multi-goal game (2-0=2) in his third AHL contest, Apr. 12 @ Worcester...debuted on Apr. 5 vs. Binghamton, scoring a PPG on his first career shot in a 2-1 victory...signed a two-year entry-level contract with Anaheim on Apr. 4, 2013...appeared in 38 games during his senior season at Boston College (Hockey East), scoring 26-19=45 points with a +23 rating and 54 PIM...helped lead the Eagles to a second-place finish in Hockey East and a berth in the NCAA Tournament...among NCAA leaders, ranked 11th in scoring and tied for second in goals...paced the team in goals and ranked second in scoring and plus/minus...set career highs in points and goals...recorded his first career hat trick as part of a career-high four-point night (3-1=4), Jan. 19 @ Northeastern...was the recipient of the Walter Brown Award, awarded annually to the best American-born hockey player in New England...in 2011-12, recorded 16-23=39 points and a +15 rating in 44 games...helped the Eagles capture their second Frozen Four championship in three years by defeating Ferris State, 4-1...received All-Tournament honors after scoring a combined 3-1=4 points in victories over Minnesota and Ferris State...appeared in 36 games as a sophomore in 2010-11, collecting 6-10=16 points and 56 PIM...played in all 42 games as a freshman in 2009-10, registering 7-21=28 points with a +7 rating and 28 PIM...notched his first career NCAA goal (1-0=1), Nov. 14 vs. Vermont...earned the primary assist on Ben Smith's GWG in Boston College's 5-0 victory over Wisconsin in the national championship game.

Season	Team	League	REGULAR SEASON						PLAYOFFS				
			GP	G	A	Pts.	PIM	+/-	GP	G	A	Pts.	PIM
2009-10	Boston College	Hockey East	42	7	21	28	28	+7	-	-	-	-	-
2010-11	Boston College	Hockey East	36	6	10	16	56	-1	-	-	-	-	-
2011-12	Boston College	Hockey East	44	16	23	39	65	+15	-	-	-	-	-
2012-13	Boston College	Hockey East	38	26	19	45	54	+23	-	-	-	-	-
	Norfolk	AHL	8	3	1	4	2	-2	-	-	-	-	-
2013-14	Norfolk	AHL	65	10	13	23	52	-7	2	0	0	0	0
AHL Totals			73	13	14	27	54	-9	2	0	0	0	0

FUTURE DUCKS



MIRO AALTONEN

CENTER

SHOOTS: Left **HEIGHT:** 5-10 **WEIGHT:** 176

BORN: June 7, 1993; Joensuu, Finland


DRAFTED: By Anaheim in the sixth round (177th overall) of the 2013 NHL Entry Draft

Played in his third season with Espoo (Liiga) in 2013-14, scoring 13-16=29 points with 12 PIM in 60 games...set career highs in goals, assists, points and games played...also competed in seven playoff games, scoring 3-4=7 points...appeared in his second season with Espoo of the Finnish Elite League in 2012-13, scoring 11-5=16 points with 22 PIM in 32 games...represented his country at the 2013 IIHF World Junior Championship in Ufa, Russia, recording 2-1=3 points with a +2 rating in one game before suffering an ankle injury that caused him to miss the remainder of the tournament...also appeared in four playoff games for the Espoo junior team, earning 2-3=5 points with two PIM...made his Finnish Elite League debut with Espoo in 2011-12, collecting 1-1=2 points with two PIM in 26 games.

REGULAR SEASON

PLAYOFFS

Season	Team	League	GP	G	A	Pts.	PIM	GP	G	A	Pts.	PIM
2009-10	Espoo	Finland Jr.	40	12	15	27	18	-	-	-	-	-
2010-11	Espoo	Finland Jr.	12	3	5	8	6	13	5	6	11	2
2011-12	Espoo	Finland	26	1	1	2	2	10	1	1	2	2
	Espoo	Finland Jr.	14	10	17	27	14	4	2	3	5	2
2012-13	Espoo	Finland	32	11	5	16	22	-	-	-	-	-
	Espoo	Finland Jr.	-	-	-	-	-	8	4	9	13	4
2013-14	Espoo	Finland	60	13	16	29	12	7	3	4	7	0



MATT BERKOVITZ

DEFENSEMAN

SHOOTS: Left **HEIGHT:** 6-0 **WEIGHT:** 174

BORN: February 16, 1996; Green Bay, Wisconsin

DRAFTED: By Anaheim in the fifth round (123rd overall) of the 2014 NHL Entry Draft

Was the lone defenseman among eight finalists for the Wisconsin Hockey Coaches Association Player of the Year award in 2013-14...appeared in 24 games with Ashwaubenon High (WI) skaters in 2013-14, ranking second with 11-26=37 points and a +16 rating...led the school with 0-4=4 points in three playoff games, helping the team advance to the Section 5 championship game...also played for Team Wisconsin in the Upper Midwest High School Elite Hockey League in 2013-14, totaling 3-10=13 points in 21 games...will attend the University of Wisconsin in the fall of 2014.

REGULAR SEASON

PLAYOFFS

Season	Team	League	GP	G	A	Pts.	PIM	GP	G	A	Pts.	PIM
2013-14	Ashwaubenon	High-WI	24	11	26	37	12	3	0	4	4	0
	Team Wisconsin	UMWHSSEL	21	3	10	13	0	3	0	0	0	2



GRANT BESSE

LEFT WING

SHOOTS: Left **HEIGHT:** 5-10 **WEIGHT:** 185
BORN: July 14, 1994; Plymouth, MN
DRAFTED: By Anaheim in the fifth round (147th overall) of the 2013 NHL Entry Draft

Competed in his first season with the University of Wisconsin (Big Ten) in 2013-14, scoring 8-6=14 points in 36 games during his freshman campaign...led all Wisconsin freshmen in goals, points and games played...appeared in seven games for Omaha (USHL) in 2012-13, scoring four goals (4-0=4) in seven games...won the 2013 Minnesota Mr. Hockey award as the top senior player in Minnesota prep hockey after collecting 48-28=76 points with 16 PIM in 28 contests with Benilde-St. Margaret's Catholic Prep (St. Louis Park, MN)...helped Benilde-St. Margaret's capture the 2012 Minnesota State hockey championship, setting a state tournament record by scoring all five of the Red Knights' goals (three SHG) in a 5-1 victory over Hill-Murray (St. Paul, MN) on Mar. 11, 2012.

		REGULAR SEASON						PLAYOFFS				
Season	Team	League	GP	G	A	Pts.	PIM	GP	G	A	Pts.	PIM
2012-13	Omaha	USHL	7	4	0	4	0	-	-	-	-	-
	Benilde-St. Margaret	High-MN	28	48	28	76	16	-	-	-	-	-
2013-14	Wisconsin	Big Ten	36	8	6	14	12	-	-	-	-	-



BRIAN COOPER

DEFENSEMAN

SHOOTS: Left **HEIGHT:** 5-10 **WEIGHT:** 197
BORN: November 1, 1993; Anchorage, Alaska
DRAFTED: By Anaheim in the fifth round (127th overall) of the 2012 NHL Entry Draft

Appeared in his second season with Nebraska-Omaha (NCHC) in 2013-14, scoring 2-7=9 points in 37 games...set career highs in goals, assists, points and games played...in his freshman season with Nebraska-Omaha (WCHA) in 2012-13, recorded 0-2=2 points and 45 PIM in 32 contests...made his WCHA debut on Oct. 12 vs. Army, earning a +1 rating...collected his first career NCAA point with an assist against Minnesota State, Dec. 15...appeared in 55 contests with Fargo (USHL) in 2011-12, collecting 6-18=24 points with a +16 rating...ranked second among club defensemen in points and his +16 ranked second overall on the club...his 149 shots on net ranked second among all USHL defensemen, while his +16 rating ranked tied for 12th among league blueliners...in 2010-11, scored a career-high 11-22=33 points, ranking tied for sixth among USHL defensemen...his six PPG in 2010-11 ranked tied for third among all USHL defensemen.

		REGULAR SEASON						PLAYOFFS				
Season	Team	League	GP	G	A	Pts.	PIM	GP	G	A	Pts.	PIM
2009-10	Fargo	USHL	55	3	10	13	69	13	0	4	4	22
2010-11	Fargo	USHL	51	11	22	33	132	5	2	0	2	18
2011-12	Fargo	USHL	55	6	18	24	92	6	1	2	3	8
2012-13	Nebraska-Omaha	WCHA	32	0	2	2	45	-	-	-	-	-
2013-14	Nebraska-Omaha	NCHC	37	2	7	9	30	-	-	-	-	-

FUTURE DUCKS



ONDREJ KASE

LEFT WING

SHOOTS: Right **HEIGHT:** 5-11 **WEIGHT:** 170

BORN: November 8, 1995; Kadan, Czech Republic


DRAFTED: By Anaheim in the seventh round (205th overall) of the 2014 NHL Entry Draft

Appeared in 37 games with Chomutov (Czech Republic) in 2013-14, earning 5-5=10 points in 43 games...also appeared in five games with Katan (Czech second division) and seven contests with Chomutov's junior team...has represented the Czech Republic at the 2014 World Junior Championship, 2013 U-18 World Championship, the 2012 Ivan Hlinka Memorial tournament and the 2012 World U-17 Hockey Challenge...scored the GWG against Slovakia to secure a spot in the quarterfinals at the 2014 World Juniors.

REGULAR SEASON

PLAYOFFS

Season	Team	League	GP	G	A	Pts.	PIM	GP	G	A	Pts.	PIM
2012-13	Chomutov Jr.	Czech Jr.	22	9	7	16	18	3	0	0	0	2
	Chomutov U-18	Czech U-18	14	10	16	26	6	-	-	-	-	-
	Kadan	Czech-2	9	2	1	3	2	4	1	0	1	0
2013-14	Chomutov	Czech	37	4	3	7	10	7	1	2	3	0
	Chomutov Jr.	Czech Jr.	7	5	10	15	12	1	0	2	2	0
	Kadan	Czech-2	5	3	1	4	0	-	-	-	-	-



BRANDON MONTOUR

DEFENSEMAN

SHOOTS: Right **HEIGHT:** 6-0 **WEIGHT:** 180

BORN: April 11, 1994; Brantford, Ontario


DRAFTED: By Anaheim in the second round (55th overall) of the 2014 NHL Entry Draft

Was named the USHL's Player of the Year, Defenseman of the Year and a USHL First Team All-Star with Waterloo in 2013-14...led all USHL defensemen and ranked ninth overall in scoring with 14-48=62 points in 60 games...helped Waterloo to the top record in the regular season and went on to lead the USHL in postseason scoring with 6-10=16 points in 12 Clark Cup Playoff games...is attending Massachusetts-Amherst (Hockey East) this season.

REGULAR SEASON

PLAYOFFS

Season	Team	League	GP	G	A	Pts.	PIM	GP	G	A	Pts.	PIM
2013-14	Waterloo	USHL	60	14	48	62	36	12	6	10	16	10



MARCUS PETTERSSON

DEFENSEMAN

SHOOTS: Left **HEIGHT:** 6-3 **WEIGHT:** 165

BORN: May 8, 1996; Skelleftea, Sweden

DRAFTED: By Anaheim in the second round (38th overall) of the 2014 NHL Entry Draft

Played 10 games with Skelleftea (Swedish Hockey League) in 2013-14, going scoreless with two PIM...played most of the season with Skelleftea's junior team as an assistant captain, collecting 4-14=18 points with 38 PIM in 38 games...has represented Sweden in several international tournaments, including the 2014 Under-18 World Championship and the 2013 World Under-17 Hockey Challenge where he won gold.

		REGULAR SEASON						PLAYOFFS				
Season	Team	League	GP	G	A	Pts.	PIM	GP	G	A	Pts.	PIM
2012-13	Skelleftea Jr.	Sweden Jr.	37	4	8	12	16	2	0	0	0	0
	Skelleftea U-18	Sweden U-18	2	0	0	0	0	9	2	7	9	4
2013-14	Skelleftea	Sweden	10	0	0	0	2	-	-	-	-	-
	Skelleftea Jr.	Sweden Jr.	38	4	14	18	38	2	0	0	0	2



KEVIN ROY

CENTER

SHOOTS: Left **HEIGHT:** 5-9 **WEIGHT:** 170

BORN: May 20, 1993; Greenfield Park, Quebec

DRAFTED: By Anaheim in the fourth round (97th overall) of the 2012 NHL Entry Draft

Was named to the Hockey East Second All-Star Team and a Hobey Baker Award candidate in his sophomore season with Northeastern (Hockey East) in 2013-14...appeared in 37 games, tying for 12th in the nation with 19-27=46 points...set collegiate career highs in goals, assists and points...posted a career-long seven-game point streak (1-6=7), Dec. 30-Jan. 24...was named the national Player of the Month in October, recording 7-5=12 points in six games...in his freshman season with Northeastern in 2012-13, collected 17-17=34 points and 24 PIM in 29 games...was one of three unanimous selections to the 2012-13 Pro Ambitions Hockey East All-Rookie team...ranked tied for 11th in the conference in scoring, tied for fourth in goals and second in rookie scoring...among NCAA freshmen, finished tied for third in scoring...recorded 10 multi-point games, including a five-point performance on Dec. 29, 2012 against Harvard (1-4=5)...named MVP of the 61st annual Beanpot Tournament after scoring five goals (5-0=5) in two tournament games, including his first career hat trick in a 3-2 victory over Boston University on Feb. 4...received Hockey East's Rookie of the Week honors on Oct. 15 and Jan. 2, Player of the Week on Feb. 11, and was named Rookie of the Month for December...in 2011-12, was the USHL Player of the Year after becoming the first player in the league's current format (since 2002) to score 50 goals...led the USHL in scoring (54-50=104) and plus/minus (+44), and ranked second in PPG (14) and GWG (7).

		REGULAR SEASON						PLAYOFFS				
Season	Team	League	GP	G	A	Pts.	PIM	GP	G	A	Pts.	PIM
2011-12	Lincoln	USHL	59	54	50	104	50	8	7	3	10	4
2012-13	Northeastern	Hockey East	29	17	17	34	24	-	-	-	-	-
2013-14	Northeastern	Hockey East	37	19	27	46	30	-	-	-	-	-

FUTURE DUCKS



KEATON THOMPSON DEFENSEMAN

SHOOTS: Left **HEIGHT:** 6-1 **WEIGHT:** 200

BORN: September 14, 1995; Devils Lake, North Dakota

DRAFTED: By Anaheim in the third round (87th overall) of the 2013 NHL Entry Draft

In his freshman season at North Dakota (NCHC) in 2013-14, recorded 3-5=8 points in 26 games...helped lead North Dakota to the 2014 Frozen Four, before falling to the University of Minnesota...in 2012-13, collected 4-15=19 points with a +13 rating and 34 PIM in 63 games with the U.S. National U-18 squad...among team defensemen, finished second in scoring and assists, and third in goals...in 2011-12, ranked second among U.S. National U-17 team defensemen in goals (5), assists (17) and points (22)...is attending the University of North Dakota (WCHA) this season.

REGULAR SEASON

PLAYOFFS

Season	Team	League	GP	G	A	Pts.	PIM	GP	G	A	Pts.	PIM
2010-11	Fargo	USHL	13	0	0	0	4	2	0	0	0	5
2011-12	USNTDP	U-17	54	5	17	22	33	-	-	-	-	-
2012-13	USNTDP	U-18	63	4	15	19	34	-	-	-	-	-
2013-14	North Dakota	NCHC	26	3	5	8	12	-	-	-	-	-



ANDY WELINSKI DEFENSEMAN

SHOOTS: Right **HEIGHT:** 6-1 **WEIGHT:** 200

BORN: April 27, 1993; Duluth, Minnesota

DRAFTED: By Anaheim in the third round (83rd overall) of the 2011 NHL Entry Draft

Appeared in his second season with Minnesota-Duluth (NCHC) in 2013-14, recording 5-14=19 points in 36 games...set career highs in goals and points and tied his career high in assists...led team defensemen in goals, assists, points and PPG (2)...named to the 2012-13 All-WCHA Rookie Team after registering 4-14=18 points and 24 PIM in his freshman season with the University of Minnesota-Duluth...ranked fifth on the team in points and led club defensemen in scoring and PPG (3)...scored a goal in his first NCAA game (1-0=1), Oct. 12, 2012 vs. Ohio State...in 2011-12, ranked second among Green Bay Gamblers (USHL) defensemen with 15-22=37 points in 54 contests...his 15 goals led all team defensemen, while his +35 rating co-led Green Bay overall...won the Clark Cup with the Gamblers, scoring 1-1=2 points in seven contests...appeared in 51 contests for Green Bay in 2010-11, scoring 6-8=14 points with 14 PIM and a +10 rating...ranked second among team defensemen in points...played 11 USHL postseason contests, collecting 2-0=2 points with a +5 rating.

REGULAR SEASON

PLAYOFFS

Season	Team	League	GP	G	A	Pts.	PIM	GP	G	A	Pts.	PIM
2010-11	Green Bay	USHL	51	6	8	14	14	11	2	0	2	4
2011-12	Green Bay	USHL	54	15	22	37	37	7	1	1	2	4
2012-13	Minnesota-Duluth	WCHA	38	4	14	18	24	-	-	-	-	-
2013-14	Minnesota-Duluth	NCHC	36	5	14	19	51	-	-	-	-	-

2014-15 PLAYER PERSONNEL



FORWARDS

No.	NAME	HT	WT	POS	S	BIRTHPLACE	BIRTHDATE	2013-14 CLUB
7	Andrew Cogliano	5-10	184	C/RW	L	Toronto, Ontario	June 14, 1987	Anaheim (NHL)
10	Corey Perry	6-3	213	RW	R	Peterborough, Ontario	May 16, 1985	Anaheim (NHL)
12	Devante Smith-Pelly	6-0	220	RW	R	Scarborough, Ontario	June 14, 1992	Norfolk (AHL)/Anaheim (NHL)
15	Ryan Getzlaf	6-4	218	C	R	Regina, Saskatchewan	May 10, 1985	Anaheim (NHL)
16	Emerson Etem	6-1	212	LW	L	Long Beach, California	June 16, 1992	Anaheim (NHL)/Norfolk (AHL)
17	Ryan Kesler	6-2	208	C	R	Livonia, Michigan	August 31, 1984	Vancouver (NHL)
18	Tim Jackman	6-2	224	RW	R	Minot, North Dakota	November 14, 1981	Calgary (NHL)/Vancouver (NHL)
19	Patrick Maroon	6-2	231	LW	L	St. Louis, Missouri	April 23, 1988	Anaheim (NHL)
21	Kyle Palmieri	5-11	196	RW	R	Smithtown, New York	February 1, 1991	Anaheim (NHL)
33	Jakob Silfverberg	6-0	199	RW	R	Galve, Sweden	October 13, 1990	Anaheim (NHL)
38	William Karlsson	6-0	185	C	L	Marsta, Sweden	January 8, 1993	HV 71 (Sweden)/Norfolk (AHL)
39	Matt Beleskey	6-0	204	LW	L	Windsor, Ontario	June 7, 1988	Anaheim (NHL)
41	John Kurtz	6-2	207	LW	L	Oakville, Ontario	May 16, 1989	Norfolk (AHL)
43	Max Friberg	5-11	200	C/LW	R	Skovde, Sweden	November 20, 1992	Norfolk (AHL)
44	Nate Thompson	6-0	210	C	L	Anchorage, Alaska	October 5, 1984	Tampa Bay (NHL)
46	Nick Ritchie	6-2	226	LW	L	Orangeville, Ontario	December 5, 1995	Peterborough (OHL)
49	Antoine Laganiere	6-4	196	C/LW	L	Montreal, Quebec	July 5, 1990	Norfolk (AHL)
50	Nicolas Kerdiles	6-2	201	LW	L	Lewisville, Texas	January 11, 1994	U. of Wisconsin (Big 10)/Norfolk (AHL)
51	Dany Heatley	6-3	212	LW	L	Freiburg, Germany	January 21, 1981	Minnesota (NHL)
57	Kenton Helgesen	6-3	197	LW	L	Grand Prairie, Alberta	March 19, 1994	Calgary (WHL)
58	Matt Bailey	6-1	197	C	L	Winnipeg, Manitoba	April 5, 1991	Alaska-Anchorage (WCHA)/Norfolk (AHL)
59	Nick Sorensen	6-1	187	RW	R	Farevejle, Denmark	October 23, 1994	Quebec (QMJHL)
62	Chris Wagner	6-0	202	C/RW	R	Wellesley, Massachusetts	May 27, 1991	Norfolk (AHL)
64	Stefan Noesen	6-2	205	RW	R	Plano, TX	February 12, 1993	Norfolk (AHL)
65	Louis Leblanc	6-0	187	C/RW	R	Pointe Claire, Quebec	January 26, 1991	Montreal (NHL)/Hamilton (AHL)
67	Rickard Rakell	6-1	201	RW	R	Sundbyberg, Sweden	May 5, 1993	Norfolk (AHL)/Anaheim (NHL)
74	Joseph Cramarossa	6-0	190	C	L	Toronto, Ontario	October 26, 1992	Norfolk (AHL)/Utah (ECHL)
78	Charlie Sarault	5-11	184	C	L	Fournier, Ontario	February 20, 1992	Norfolk (AHL)/Utah (ECHL)
79	Steven Whitney	5-7	170	C	R	Boston, Massachusetts	February 18, 1991	Norfolk (AHL)

DEFENSEMEN

No.	NAME	HT	WT	POS	S	BIRTHPLACE	BIRTHDATE	2013-14 CLUB
3	Clayton Stoner	6-3	212	D	L	Port McNeill, British Columbia	February 19, 1985	Minnesota (NHL)
4	Cam Fowler	6-1	211	D	L	Windsor, Ontario	December 5, 1991	Anaheim (NHL)
5	Bryan Allen	6-5	223	D	L	Kingston, Ontario	August 21, 1980	Anaheim (NHL)
6	Ben Lovejoy	6-1	206	D	R	Concord, New Hampshire	February 20, 1984	Anaheim (NHL)
23	Francois Beauchemin	6-1	208	D	L	Sorel, Quebec	June 4, 1980	Anaheim (NHL)
28	Mark Fistic	6-2	225	D	L	Edmonton, Alberta	June 1, 1986	Anaheim (NHL)
37	Mat Clark	6-4	220	D	R	Wheat Ridge, Colorado	October 17, 1990	Norfolk (AHL)
42	Josh Manson	6-3	217	D	R	Prince Albert, Saskatchewan	October 7, 1991	Northeastern (Hockey East)/Norfolk (AHL)
45	Sami Vatanen	5-10	180	D	R	Jyväskylä, Finland	June 3, 1991	Anaheim (NHL)/Norfolk (AHL)
47	Hampus Lindholm	6-3	205	D	L	Helsingborg, Sweden	January 20, 1994	Anaheim (NHL)
54	Andrew O'Brien	6-4	205	D	L	Hamilton, Ontario	November 21, 1992	Utah (ECHL)/Norfolk (AHL)
60	Kevin Gagne	5-8	176	D	L	Edmundston, New Brunswick	April 14, 1992	Norfolk (AHL)
53	Shea Theodore	6-2	182	D	L	Langley, British Columbia	August 3, 1995	Seattle (WHL)/Norfolk (AHL)
75	Jaycob Megna	6-5	221	D	L	Northbrook, Illinois	December 10, 1992	Nebraska-Omaha (NHCH)/Norfolk (AHL)
77	Jesse Blacker	6-1	192	D	R	Toronto, Ontario	April 19, 1991	Toronto (AHL)/Norfolk (AHL)
**	Sheldon Souray	6-4	231	D	L	Elk Point, Alberta	July 13, 1976	Injured - Did not play

GOALTENDERS

No.	NAME	HT	WT	POS	S	BIRTHPLACE	BIRTHDATE	2013-14 CLUB
30	Jason LaBarbera	6-2	246	G	L	Burnaby, British Columbia	January 18, 1980	Edmonton (NHL)/Oklahoma City (AHL)/Rockford (AHL)
31	Frederik Andersen	6-3	236	G	L	Herning, Denmark	October 2, 1989	Anaheim (NHL)/Norfolk (AHL)
36	John Gibson	6-3	216	G	L	Pittsburgh, Pennsylvania	July 14, 1993	Norfolk (AHL)/Anaheim (NHL)
68	Ryan Faragher	6-2	202	G	L	Fort Frances, Ontario	July 3, 1990	St. Cloud State (NCHC)
72	Igor Bobkov	6-6	238	G	L	Surgut, Russia	January 2, 1991	Utah (ECHL)/Norfolk (AHL)

** Injured Reserve

NORFOLK ADMIRALS



201 E. Brambleton Ave.
 Norfolk, VA 23510
 Phone: (757) 640-1212
 Fax: (757) 622-0552
 norfolkadmirals.com
 admiralsinfo@norfolkadmirals.com



President/Alternate Governor	Ken Young	General Manager	Bob Murray
Vice President/Governor	Joe Gregory	Assistant General Manager	Bob Ferguson
Director of Community Relations	Dana DeFilippo	Coordinator of Minor League Hockey Ops.	Jillian Samuelli
Director of Communications	Jack Eikenbary	Head Coach	Jarrold Skalde
Director of Ticketing	Dee Dee Danner	Assistant Coach	Marty Wilford
Director of Group Sales	Charlie Colón	Assistant Coach	Eric Veilleux
Corporate Sales Manager	Dennis McEwen	Goaltending Consultant	Sudarshan Maharaj
Business Manager	Jeffrey Goduti	Video Coach	Brett Ferguson
Merchandise Manager	Ann Marie Piddisi	Athletic Trainer	Ian Burns
Group Sales Representative	Sami Hamad	Equipment Manager	Joe Guilmet
Play-by-Play Broadcaster	Pete Michaud	Assistant Equipment Manager	Matt Brayfield
		Strength and Conditioning Coach	Mark Cinq-Mars
		Home Ice	Norfolk Scope Arena
		Seating Capacity	8,700

TEAM HISTORY

Hockey has a rich history in Hampton Roads, combining a tradition of winning and developing future NHL players while providing top-notch entertainment to millions of fans. This tradition dates back to the 1970s with several minor league teams. However, it was not until 1989 that hockey took permanent root in the area.

The Hampton Roads Admirals began play during the 1989-90 season in the East Coast Hockey League. From 1989-00, the Admirals won three league championships while averaging nearly 7,000 fans per game. In 2000, Norfolk graduated to the American Hockey League and continued the winning tradition of its ECHL predecessor. Admirals squads have advanced to the playoffs in 21 of 24 seasons since 1989-90, including the 2012 Calder Cup — the team's first AHL championship.

The Admirals play at venerable Norfolk Scope Arena — the largest reinforced concrete dome in the world. The arena was designed in part by famed Italian architect Pier Luigi Nervi, and dominates a 17-acre plaza in the center of downtown Norfolk. Scope, which celebrated its 40th anniversary in 2011, is home to the Admirals and also hosts other events such as ice shows, concerts, conventions and the circus. Recent years have seen the City of Norfolk implement several upgrades to Scope — including improved lighting, sound systems, seating and a state-of-the-art, multi-million dollar LED videoboard system. Nearly five million fans have watched hundreds of the best prospects in hockey develop at Norfolk Scope Arena. More than 150 players who have passed through Norfolk have played in the National Hockey League.

On June 21, 2012, the Anaheim Ducks and Admirals announced a multi-year affiliation agreement beginning in 2012-13. The Admirals went 37-34-5 in 2012-13, including a 19-11-2 record in their last 32 games for the second-most wins and third-most points in the AHL Eastern Conference. In 2013-14, the Admirals posted a 40-26-10 record in the regular season and upset top-seeded Manchester in the first round of the 2014 Calder Cup Playoffs. Among AHL rookies, Rickard Rakell co-led in GWG (6) and Max Friberg co-led in SHG (3), while Jesse Blacker co-led AHL defensemen in shootout goals (4). On July 11, 2014, Jarrod Skalde was named Head Coach for the 2014-15 season following a year as an assistant coach with the Admirals. Skalde's staff includes assistant coaches Marty Wilford (third Norfolk season) and Eric Veilleux, who was named to his current post on July 22, 2014.



BOB FERGUSON ASSISTANT GENERAL MANAGER

Bob Ferguson enters his third season as Assistant General Manager of the Norfolk Admirals. Ferguson has logged more than 30 years of experience in a coaching or management capacity at the minor league and junior levels, including the last six seasons with the Ducks organization. He spent the 2010-11 and 2011-12 seasons as Assistant General Manager of the Syracuse Crunch, Anaheim's previous affiliate in the American Hockey League. In 2009-10, he served as a scout for Anaheim, responsible for amateur and college scouting along with other special assignments in hockey operations. The season prior, Ferguson held the post of Assistant General Manager for the Iowa Chops, Anaheim's 2008-09 AHL affiliate.

Prior to joining the Ducks, Ferguson spent nine years as a head coach in the professional ranks with the Indianapolis Ice of the IHL, as well as the Florida Everblades and Augusta Lynx of the ECHL. In his nine seasons as a professional coach, Ferguson's teams never missed the playoffs.

A native of Kingston, Ontario, Ferguson is a three-time USA Hockey National Champion (Gold Cup), a five-time United States Hockey League (USHL) Coach of the Year, a five-time USHL General Manager of the Year and two-time ECHL Coach of the Year. Before reaching the IHL, Ferguson coached in the USHL for 17 seasons with the Sioux City Musketeers and Des Moines Buccaneers. With 517 career USHL coaching wins, he ranks third all-time in league history. During his USHL tenure, he led Sioux City (2) and Des Moines (3) to multiple Clark Cup championships. Ferguson and his wife, Lisa, have two children: Brett and Kaylee. The family resides in Des Moines, IA.



JARROD SKALDE HEAD COACH

Jarrod Skalde begins his first season as Head Coach of the Norfolk Admirals in 2014-15. Skalde was named to his current post on July 11, 2014 after serving as an assistant coach with the Admirals under Trent Yawney in 2013-14. Skalde won the John Brophy Award as ECHL Coach of the Year in 2012-13 with the Cincinnati Cyclones after leading the club to a North Division title with a 42-22-8 record for 92 points — a 13-point improvement over the previous season. A native of Niagara Falls, Ontario, Skalde guided Cincinnati to a 110-79-27 record over three seasons. Prior to coaching the Cyclones, Skalde led the IHL's Bloomington PrairieThunder as head coach during the 2008-09 and 2009-10 seasons.

Selected by the New Jersey Devils in the second round of the 1989 NHL Entry Draft, Skalde scored 13-21=34 points with 62 PIM in 115 career NHL games with New Jersey, Anaheim, Calgary, San Jose, Dallas, Chicago, Atlanta and Philadelphia. The center's 575-game AHL career included stops in Utica, Saint John, Baltimore, Kentucky, Chicago, Philadelphia, Utah, Springfield and San Antonio. Skalde also played professionally in the IHL, Switzerland, Sweden, Japan and Slovenia during a 17-year career that spanned 1,071 games. A five-time team captain and seven-time assistant captain, Skalde won the 1990 Memorial Cup with the OHL's Oshawa Generals and the 2001 Turner Cup with the IHL's Orlando Solar Bears.

Skalde and his wife, Erin, have two children: daughter, True (16), and son, Skate (11).



MARTY WILFORD ASSISTANT COACH

Marty Wilford begins his third season as Assistant Coach with Norfolk, his fourth in the Anaheim organization. Wilford has helped guide Norfolk to a 77-60-15 record over the last two seasons, including an upset over top-seeded Manchester in the first round of the 2014 Calder Cup Playoffs. Wilford made his professional coaching debut in 2011-12 with Anaheim's then-AHL affiliate in Syracuse, which went 37-29-10 and earned a berth in the 2012 Calder Cup Playoffs.

The Peterborough, Ontario native retired from professional hockey in 2010-11 following four years playing overseas in Germany and Italy. Originally selected by Chicago in the sixth round (149th overall) of the 1995 NHL Entry Draft, Wilford collected 47-228=275 points with 573 PIM as a defenseman in 539 career AHL games from 2000-07. He is Norfolk's all-time leading scorer among defensemen with 32-141=173 points in 318 games from 2000-05.

Wilford began his professional career in the International Hockey League, scoring 3-29=32 points in 186 games between 1997-00. He spent the last four seasons in Europe with Hamburg and Iserlong (Germany), and Fassa HC (Italy), notching 19-121=140 points in 146 contests. Wilford and his wife, Shelly, have three children: Emma, Grace and Nash. The family resides in West Des Moines, IA during the summer.



ERIC VEILLEUX ASSISTANT COACH

Eric Veilleux begins his first season as Assistant Coach with the Norfolk Admirals in 2014-15. Veilleux spent the previous nine seasons as a head coach in the QMJHL with Shawinigan (2005-12) and Baie-Comeau (2012-14), culminating in 2013-14 QMJHL Coach of the Year honors. He led his teams to the QMJHL Playoffs in each of his nine seasons, including three appearances in the President's Cup Finals with Shawinigan in 2009 and Baie-Comeau in 2013 and 2014. Veilleux guided Shawinigan to its first Memorial Cup Championship in 2012 with three consecutive victories that included a 2-1 overtime win over London (OHL) to clinch the title. Overall, Veilleux posted a 347-208-45 record in 600 career QMJHL games.

A native of Montreal, Quebec, Veilleux played seven seasons in the AHL with Cornwall (1993-96), Hershey (1996-98), Kentucky (1998-99) and Lowell (2000-01). In 447 career AHL games, Veilleux collected 106-174=280 points with 662 PIM. In 1996-97, he helped lead Hershey to the 1997 Calder Cup Championship, scoring 11-10=21 points in 23 playoff games. Between his time in Kentucky and Lowell, Veilleux had a nine-game stint with SaiPa of the Finnish Elite League in 1998-99 and also scored 14-13=27 points with 102 PIM in 73 games with Manitoba of the IHL in 1999-00.

2013-14 AHL STATISTICS

POS	NO.	PLAYER	GP	G	A	P	+/-	PIM	PP	SH	GW	S	%
RW	16	Emerson Etem	50	24	30	54	+14	10	7	1	4	174	13.8
RW	23	Devante Smith-Pelly	55	27	16	43	-1	29	10	3	2	125	21.6
LW	14	Max Friberg*	74	17	23	40	-1	55	5	3	1	171	9.9
C	13	Rickard Rakell*	46	14	23	37	+7	12	8	0	6	109	12.8
C	21	Chris Wagner	76	14	14	28	-6	68	1	1	3	159	8.8
D	4	Jesse Blacker	50	5	19	24	-16	19	2	0	3	73	6.8
		(total)	55	6	19	25	-15	23	2	0	3	77	7.8
C	18	Steven Whitney*	65	10	13	23	-7	52	3	0	0	106	9.4
D	5	Kevin Gagne*	71	3	19	22	-8	25	1	0	0	105	2.9
C	28	Antoine Laganiere*	72	10	8	18	-9	36	0	0	1	142	7.0
RW	20	Andre Petersson	18	6	10	16	-1	8	1	0	0	48	12.5
		(total)	65	23	33	56	+11	36	3	0	3	162	14.2
C	17	Charlie Sarault*	43	6	8	14	-5	16	2	0	1	35	17.1
LW	12	John Kurtz	73	5	7	12	-7	112	0	0	1	85	5.9
C	22	William Karlsson*	9	2	7	9	+5	6	0	0	0	18	11.1
D	9	Sami Vatanen	8	2	5	7	0	4	1	0	1	14	14.3
LW	8	Nic Kerdiles*	6	1	3	4	+3	2	0	0	0	10	10.0
C	27	Joseph Cramarossa*	47	1	3	4	-7	52	0	0	0	36	2.8
RW	15	Matt Bailey*	11	2	1	3	-3	8	1	0	0	16	12.5
D	2	Mat Clark	23	0	2	2	-2	37	0	0	0	16	0.0
LW	34	Matt Beleskey	3	1	0	1	-1	0	0	0	0	12	8.3
D	38	Josh Manson*	9	1	0	1	+1	26	0	0	0	10	10.0
D	25	Mark Fistric	2	0	0	0	+2	4	0	0	0	1	0.0
D	29	Jaycob Megna*	2	0	0	0	0	2	0	0	0	0	0.0
LW	11	Stefan Noesen*	2	0	0	0	0	4	0	0	0	6	0.0
D	25	Andrew O'Brien*	4	0	0	0	-3	4	0	0	0	0	0.0
D	34	Shea Theodore*	4	0	0	0	-2	0	0	0	0	1	0.0
TOTALS			76	201	307	498	-49	1394	52	9	30	2083	

NO.	GOALTENDER	GPI	MINS	GAA	W	L	OT	EN	SO	GA	SA	SV%	G	A	PIM
30	Frederik Andersen	4	245	1.96	3	1	0	0	1	8	131	.938	0	1	0
36	John Gibson*	45	2587	2.34	21	17	4	2	5	101	1242	.919	0	0	8
35	Igor Bobkov	10	543	2.43	5	3	1	2	0	22	248	.919	0	0	0
TOTALS		76	4661	2.38	40	29	7	6	7	185	2320	.920			

*ROOKIE



HISTORY



2013-14 ANAHEIM DUCKS



FRONT ROW (L-R) Jonas Hiller, Executive Vice President/COO Tim Ryan, Senior Vice President of Hockey Operations David McNab, Executive Vice President/General Manager Bob Murray, Owner Henry Samueli, Teemu Selanne, Ryan Getzlaf, Saku Koivu, Owner Susan Samueli, CEO Michael Schulman, Director of Player Personnel Rick Paterson, Head Coach Bruce Boudreau, Frederik Andersen **SECOND ROW** (L-R) Vice President - THE RINKS Art Trothier, Vice President of Sales/CRO John Viola, Vice President of Human Resources Jay Scott, Vice President/COO Anaheim Arena Management Kevin Starkey, Assistant Coach Scott Niedermayer, Nick Bonino, Francois Beauchemin, Cam Fowler, Andrew Cogliano, Assistant Coach Bob Woods, Assistant Coach Brad Lauer, Vice President/CMO Aaron Teats, Vice President of Finance/CFO Doug Heller, AAM Vice President of Finance Angela Wergechik **THIRD ROW** (L-R) Assistant Equipment Manager Chris Aldrich, Equipment Manager Doug Shearer, Goaltending Consultant Dwayne Roloson, Video Coordinator Joe Piscotty, Matt Beleskey, Stephane Robidas, Jakob Silfverberg, Mathieu Perreault, Kyle Palmieri, Sami Vatanen, Strength & Conditioning Coach Sean Skahan, Head Athletic Trainer Joe Huff, Assistant Athletic Trainer Mike Hannegan **BACK ROW** (L-R) Equipment Assistant Chris Kincaid, Mark Fistrich, Tim Jackman, Ben Lovejoy, Patrick Maroon, Corey Perry, Bryan Allen, Hampus Lindholm, Daniel Winnik, Luca Sbisa, Rickard Rakell, Massage Therapist James Partido

POSTSEASON NOTES IN PLAYOFF SECTION

THE 2013-14 SEASON:

The Anaheim Ducks concluded the 2013-14 regular season with a record of 54-20-8, the best mark in club history...the Ducks finished with the top record in the Western Conference for the first time in franchise history and set season records for standings points (116), wins (54) and win/points percentage (.707)...the Ducks led the league in goals (263) for the first time in club history (excludes shootout tallies)...Anaheim established season bests for goals (263; previously 254 in 2006-07), wins (54; previously 48, 2006-07), home wins (29; previously 28, 2007-08), road wins (25; previously 22, 2008-09 and 2006-07), home points (62; previously 61, 2006-07) and road points (54; previously 49, 2006-07).

EXCLUSIVE COMPANY:

Of the Ducks' 54 wins, 51 came in regulation/overtime (ROW)...Anaheim and Boston (also 51 wins in 2013-14) are the only two NHL teams to record as many ROWs since 2005-06 (Detroit, 54).

COMEBACKS COMMON:

Anaheim posted 26 comeback wins in 2013-14, the most in the NHL since 2005-06 (Detroit and Nashville, 26)...the Ducks went 23-15-2 (.575 points percentage) when the opponent scored first, the most wins and best points percentage of any team in such situations in 2013-14.

HISTORIC STREAK:

Anaheim won 18 of 19 games (18-1-0) from Dec. 6-Jan. 15 to join Montreal (18-1-0, 1967-68) as the only two NHL teams to win 18+ games in a 19-game span.

HOME/ROAD:

The Ducks went a franchise-best 29-8-4 at Honda Center, setting a club record for home wins and home standings points (62) in a single season...Anaheim became the fourth team in 40 NHL seasons (since 1973-74) to record points in each of its first 22-plus home games (20-0-2) from Oct. 13-Jan. 15, joining PHI (19-0-7, 1979-80), NYI (19-0-4, 1978-79) and SJ (20-0-2, 2008-09) in that category...the Ducks, who were the last NHL team to suffer a home loss in regulation (Jan. 21 vs. WPG), established a club record with eight straight home wins to open a season...away from Honda Center, the Ducks concluded their road schedule setting franchise records for wins (25; previously 22, 2008-09 and 2006-07), points (54; previously 49, 2006-07), and goals (123; previously 115, 2008-09).

LEADING THE WAY:

Ryan Getzlaf set a career best with 31 goals in 2013-14... Getzlaf scored 25-46=71 points in his last 60 games, including an official 14-game streak (6-11=17) from Nov. 15-Dec. 15, the longest in the NHL since Mar. 7-Apr. 7, 2012 (PIT's Dupuis, 10-12=22 in 14 straight)...Getzlaf ranked second



among league leaders in scoring (31-56=87), fifth in assists, tied for sixth in even-strength goals (26), and tied for second among all forwards in blocked shots (87).

43 IN 81:

Corey Perry led the NHL in even-strength goals (35), ranked second in goals overall (43), tied for third in GWG (9), fifth in points (82), and tied for seventh in plus/minus (+32)...Perry became the first player to score 40-plus goals with a plus/minus rating of +30 or higher since 2009-10 (Ovechkin, Semin)... Perry's 43 goals in 81 games were the second-most in his career (had a career-high 50 in 82 games in 2010-11).

INCREDIBLE ROOKIE CAMPAIGN:

Hampus Lindholm set a club record for the best plus/minus rating of any rookie defenseman (+29)...it was the fifth-highest plus/minus rating among rookie since 1989-90 and highest by any such player in the Western Conference since 1991-92...the others on the list are Nicklas Lidstrom of DET (+36 in 1991-92), Andrej Meszaros of OTT (+34 in 2005-06), Colin White of NJ (+32 in 2000-01) and Adam McQuaid of BOS (+30 in 2010-11)...Lindholm ranked fourth among all NHL defensemen in plus/minus this season.

IN THE NET:

Jonas Hiller posted a 20-9-3 record in his last 31 games, recording a club-record 14 straight victories (14-0-0) from Dec. 6-Jan. 12 to match the second-longest streak all-time in an NHL single season...meanwhile, **Frederik Andersen** went 11-3-0 with a 2.51 GAA and .922 SV% in his last 17 appearances (14 starts) from Jan. 1 through Apr. 12...among rookie netminders, Andersen posted the best SV% and GAA for a rookie goalie since 2010-11 (Cory Schneider: 2.23 GAA, .929 SV%), while his 20 wins were the most by a rookie since 2011-12...**John Gibson** appeared in the first three games of his NHL career at the end of the season, going 3-0-0 with a 1.33 GAA and .954 SV%...on Apr. 7 @ VAN, Gibson became the youngest goalie (20 years and 297 days) to record a shutout in his NHL debut since Buffalo's Darren Puppa (Nov. 1, 1985 @ EDM, 20 years, 223 days)...the previous NHL goaltender of any age to record a shutout in his NHL debut was Phoenix's Al Montoya (Apr. 1, 2009 @ COL)...he was also the first goalie in Ducks history to record a shutout in his Anaheim debut.

BEHIND THE BENCH:

Bruce Boudreau became the fastest coach in NHL history to reach 300 wins on Feb. 28 vs. STL, accomplishing the feat in 496 career games (now at 312-143-62)...Toe Blake held the record previously, reaching the milestone in 525 games... Boudreau was also the fastest in NHL history to 200 career wins, doing so in 326 games on Nov. 22, 2011 (200-86-40).

THE FINAL SEASON:

The NHL's oldest active player and oldest to ever compete in a Ducks uniform at 43 years and 92 days at the start of 2013-14, **Teemu Selanne** finished his regular-season career ranked 11th among all-time leaders in goals, tied for 37th in all-time assists, 15th in all-time scoring, third in all-time PPG, tied for third with Brett Hull in all-time GWG (110) and 22nd in all-time games...Selanne is the club's all-time leader in scoring (988), goals (457), assists (531), games (966), plus/minus (+120), PPG (182), PPP (410), GWG (77), shots (2,964) and OT goals (6).

ALL-TIME GOALS

No.	Player	Games	Goals
10.	Mario Lemieux	915	690
11.	Teemu Selanne	1,451	684
12.	Luc Robitaille	1,431	668

ALL-TIME ASSISTS

No.	Player	Games	Assists
36.	Jean Ratelle	1,281	776
37.	Teemu Selanne	1,451	773
	Vincent Damphousse	1,378	773

ALL-TIME POINTS

No.	Player	Games	Goals	Assists	Points
13	Paul Coffey	1,409	396	1,135	1,531
14.	Stan Mikita	1,394	341	926	1,467
15.	Teemu Selanne	1,451	684	773	1,457
16.	Bryan Trottier	1,279	524	901	1,425

ALL-TIME PPG

No.	Player	Games	PPG
1.	Dave Andreychuk	1,639	274
2.	Brett Hull	1,269	265
3.	Teemu Selanne	1,451	255
4.	Phil Esposito	1,282	249

ALL-TIME GWG

No.	Player	Games	GWG
2.	Phil Esposito	1,282	118
3.	Teemu Selanne	1,451	110
	Brett Hull	1,269	110

2013-14 GAME-BY-GAME

#	Date	Team	W-L-OT	Record	GF-GA	Scorers	W Goal	PP	PK	SF-SA	W-L Gldr.	Attend.
1	10/02/2013	@ COL	L	00:01-00	1-6	33	9	0-2	24	36-29	1 / 35	18007+
2	10/05/2013	@ MIN	W*	01:01-00	4-3	11,13P,33,22	22	1-3	24	30-33	1 / 32	18213+
3	10/06/2013	@ WPG	W	02:01-00	42	22,7,10	10	0-4	23	34-17	35 / 31	15004+
4	10/10/2013	NYR	W	03:01-00	60	15,33,34,33,11,17	15	0-4	22	37-34	1 / 30	17179+
5	10/13/2013	OTT	W	04:01-00	41	10,15,10,13	15	0-6	1-1	56-31	1 / 41	17177+
6	10/16/2013	CGY	W	05:01-00	3-2	17,21,8	8	0-2	4-4	22-35	35 / 35	14051
7	10/18/2013	PHX	W**	06:01-00	2	8,13	33	0-4	6-6	39-32	1 / 41	13206
8	10/20/2013	DAL	W	07:01-00	6-3	8P,10P,65S,15,22	65	2-5	3-4	47-36	31 / 1	14531
9	10/22/2013	@ TOR	L	07:02-00	2-4	13,22	81	0-4	2-3	25-23	45 / 1	19408+
10	10/24/2013	@ MTL	L	07:03-00	1-4	62	14	0-3	4-6	32-25	31 / 1	21273+
11	10/25/2013	@ OTT	W	08:03-00	2-1	62,15	15	0-5	3-4	28-27	31 / 41	17590
12	10/27/2013	@ CRJ	W	09:03-00	4-3	15,74,65P,10	10	1-5	1-1	32-21	31 / 72	10542
13	10/29/2013	@ PHI	W	10:03-00	3-2	7,21,21	21	0-2	2-3	37-28	1 / 35	19615+
14	10/31/2013	@ BOS	O**	10:03:01	2-3	77,22	12	0-4	1-2	23-23	40 / 1	17565+
15	11/02/2013	@ BUF	W	11:03:01	6-3	15,45,65,10,65,10	10	0-3	1-2	29-17	1 / 1	19070+
16	11/04/2013	@ NYR	W	12:03:01	2-1	10,21	21	0-2	3-3	25-33	31 / 30	18006+
17	11/06/2013	PHX	W	13:03:01	5-2	47,15P,10,4E7	10	2-4	3-4	29-26	1 / 41	14045
18	11/08/2013	BUF	W	14:03:01	6-2	15P,4P,15,15,17,7	15	2-2	2-2	46-27	31 / 39	15577
19	11/10/2013	VAN	W	15:03:01	3-1	10,13,7	13	0-2	2-2	23-36	31 / 31	17174+
20	11/12/2013	@ FLA	L	15:04:01	2-3	7,47	24	0-3	4-4	34-25	30 / 31	13354
21	11/14/2013	@ TBL	L	15:05:01	1-5	65	26	0-3	0-2	25-20	30 / 1	17763
22	11/15/2013	@ CAR	O**	15:05:02	2-3	10,17P	15	1-3	2-3	30-23	35 / 35	14802
23	11/18/2013	@ PIT	L	15:06:02	1-3	15	16	0-1	3-3	28-27	29 / 35	18614+
24	11/20/2013	NJD	O*	15:06:03	3-4	39,13P,15P	19	2-5	2-4	25-25	30 / 1	14306
25	11/22/2013	TRL	W	16:06:03	1-0	15	15	0-3	6-6	42-31	1 / 30	16648
26	11/23/2013	@ PHX	W	17:06:03	4-2	17P,17,10,45P	10	2-4	4-4	27-44	1 / 41	13490
27	11/26/2013	@ DAL	L	17:07:03	3-6	65,13,17P	16	1-2	3-3	31-33	39 / 1	15792
28	11/29/2013	CGY	W	18:07:03	5-2	45,10,17P,17,7	17	1-4	0-0	42-21	31 / 20	17174+
29	11/30/2013	@ SIS	O**	18:07:04	3-4	10,51,6	8	0-3	5-5	31-35	31 / 1	17562+
30	12/03/2013	LAK	O**	18:07:05	2-3	15,10P	74	1-6	5-5	28-51	31 / 1	17294+
31	12/06/2013	@ CHI	W**	19:07:05	5-2	10,15P	21	1-1	2-3	26-25	1 / 31	21586+
32	12/07/2013	@ STL	W	20:07:05	5-2	7,10P,15,13,28	15	1-2	5-5	23-28	31 / 41	17646
33	12/09/2013	NYI	W	21:07:05	5-2	11,7,45,10,10P	4	1-2	3-4	31-37	1 / 45	14830
34	12/11/2013	MIN	W	22:07:05	2-1	51,10	10	0-2	0-1	31-24	1 / 37	15252
35	12/15/2013	EDM	W	23:07:05	3-2	13,8,17	17	0-2	2-2	34-25	1 / 30	16301
36	12/17/2013	@ DET	W	24:07:05	5-2	33,13,10,45,11	10	0-3	2-2	30-18	1 / 50	20066+
37	12/20/2013	@ NJD	W*	25:07:05	3-3	4,22,21	21	0-4	2-3	24-21	1 / 35	15723
38	12/21/2013	@ NYI	W	26:07:05	5-3	15,15,22,21,15	21	0-2	1-1	31-21	31 / 20	13108
39	12/23/2013	@ WSH	W	27:07:05	3-2	7,11,47	47	0-4	4-5	29-19	1 / 31	18506+
40	12/28/2013	PHX	W*	28:07:05	3-2	115,7,11	11	0-3	2-2	41-25	1 / 1	17442+
41	12/29/2013	@ SIS	L	28:08:05	1-3	62	39	0-1	2-2	31-23	31 / 31	17562+
42	12/31/2013	SJS	W	29:08:05	6-3	21,23,13P,39,15,75	39	1-3	3-5	38-36	1 / 31	17424+
43	01/03/2014	EDM	W	30:08:05	5-2	21,6,6,18,7	6	0-8	3-3	37-18	1 / 30	17174+
44	01/05/2014	VAN	W*	31:08:05	4-3	11,39,13,10P	10	1-3	1-3	49-20	1 / 31	17174+
45	01/07/2014	BOS	W	32:08:05	5-2	22P,10P,75,13P,22	7	3-3	3-3	20-32	1 / 40	17238+
46	01/09/2014	@ NSH	W	33:08:05	4-3	15,15,10,8P	8	1-4	3-3	28-26	1 / 39	15892
47	01/11/2014	@ PHX	W	34:08:05	5-3	47,45,17,15,47P	15	1-3	5-6	30-31	1 / 1	13289
48	01/12/2014	DET	W	35:08:05	1-0	7	7	0-4	5-5	23-22	1 / 34	17375+
49	01/15/2014	VAN	W	36:08:05	9-1	7,8P,10,13P,13P,33P,10P,8P,45P	8	6-11	2-3	44-32	31 / 31	17145
50	01/17/2014	@ CHI	L	36:09:05	2-4	15,21	29	0-2	5-5	21-35	50 / 1	22064+
51	01/18/2014	@ STL	W	37:09:05	3-2	15,39,4P	4	1-3	3-4	21-36	31 / 1	19910+
52	01/21/2014	WPG	L	37:10:05	2-3	4P,13	9	1-4	2-2	42-21	31 / 1	15046
53	01/23/2014	LAK	W	38:10:05	2-1	17P,62	62	1-5	4-4	21-31	31 / 32	17503+
54	01/25/2014	@ LAK	W	39:10:05	3-0	10,39,7	10	0-3	4-4	21-36	1 / 32	54099
55	01/28/2014	MIN	L	39:11:05	2-4	17,22P	11	1-3	4-5	33-33	35 / 1	15020
56	01/30/2014	PHI	W	40:11:05	5-3	62,15,10,34S,11	34	0-1	3-4	28-30	31 / 35	16007
57	02/01/2014	DAL	L	40:12:05	0-2	6	6	0-3	3-3	26-27	39 / 1	17174+
58	02/03/2014	CRJ	L	40:13:05	2-4	22,15	71	0-2	3-5	36-33	72 / 31	14044
59	02/05/2014	CHI	L	40:14:05	0-2	81	0-5	2-2	29-25	50 / 1	17446+	
60	02/08/2014	@ NSH	W	41:14:05	5-2	15,10P,65,22,15	65	1-3	2-3	24-38	1 / 30	17139+
61	02/28/2014	STL	L	42:14:05	1-0	7	7	0-3	3-3	19-18	1 / 1	17369+
62	03/02/2014	CAR	W	43:14:05	5-3	10,23,10,75,33	7	0-3	6-6	34-52	31 / 30	17174+
63	03/05/2014	MTL	L	43:14:06	3-4	18,23P,34	79	1-6	5-5	42-31	35 / 1	17174+
64	03/07/2014	PIT	O**	43:14:07	2-3	10,10	16	0-3	2-3	31-17	29 / 1	17518+
65	03/10/2014	TOR	L	43:15:07	1-3	10	81	0-4	1-2	44-23	45 / 31	17229+
66	03/12/2014	@ CGY	L	43:16:07	2-7	7,13	13	0-2	3-4	22-25	37 / 1	19289+
67	03/14/2014	@ COL	W	44:16:07	6-4	34,21,21,10,6,22	6	0-4	3-5	33-38	1 / 1	18030+
68	03/15/2014	@ LAK	W	45:16:07	2-1	18,62	62	0-3	2-3	20-38	31 / 31	18278+
69	03/18/2014	WSH	L	45:17:07	2-3	6,22	8	0-5	1-3	45-30	41 / 1	17174+
70	03/20/2014	@ SIS	L	45:18:07	2-3	22P,8	88	1-2	2-3	18-28	31 / 31	17562+
71	03/23/2014	FLA	W	46:18:07	6-2	62P,8,33S,21,10,15	33	1-3	1-1	40-30	1 / 39	17281+
72	03/26/2014	@ CGY	W	47:18:07	3-2	13P,22,7	7	1-2	1-1	34-34	1 / 31	19289+
73	03/28/2014	@ EDM	O*	47:18:08	3-4	13,62,22	21	0-4	1-1	51-23	30 / 1	16839+
74	03/29/2014	@ VAN	W	48:18:08	5-1	5,39,11,10,22P	39	1-5	3-3	21-32	31 / 31	18910+
75	03/31/2014	WPG	W*	49:18:08	5-4	13,15P,47,10,19	19	1-1	2-3	36-37	31 / 31	17174+
76	04/02/2014	EDM	W	50:18:08	3-2	10,10,23	23	0-3	2-3	26-52	31 / 35	17174+
77	04/04/2014	NSH	L	50:19:08	2-5	21,34	12	0-3	4-4	29-24	35 / 1	17174+
78	04/06/2014	@ EDM	L	50:20:08	2-4	33,10P	19	1-5	2-3	36-28	35 / 1	16839+
79	04/07/2014	@ VAN	W	51:20:08	3-0	34S,21,39	34	0-1	3-3	23-18	36 / 31	18910+
80	04/09/2014	SJS	W	52:20:08	5-2	10,62,62,39,33S	62	0-3	5-5	30-38	36 / 31	17322+
81	04/12/2014	@ LAK	W**	53:20:08	4-3	13,77,39	77	0-4	4-4	24-30	31 / 32	18372+
82	04/13/2014	COL	W*	54:20:08	3-2	62,11,13	13	0-2	1-1	36-31	36 / 35	17528+

(* = OVERTIME, ** = SHOOTOUT, += SELLOUT)

2013-14 FINAL STATS



POS	NO.	Player	GP	TOI	G	A	P	+/-	PIM	PP	SH	GW	S	S%
C	15	Ryan Getzlaf	77	21:17	31	56	87	+28	31	5	0	7	204	15.2
R	10	Corey Perry	81	19:28	43	39	82	+32	65	8	0	9	280	15.4
C	13	Nick Bonino	77	16:13	22	27	49	+14	22	7	0	2	159	13.8
C	22	Mathieu Perreault	69	13:52	18	25	43	+13	36	4	0	1	120	15.0
C	7	Andrew Cogliano	82	15:23	21	21	42	+13	26	0	3	5	157	13.4
D	4	Cam Fowler	70	23:51	6	30	36	+15	14	4	1	2	100	6.0
R	17	Dustin Penner	49	15:15	13	19	32	+22	28	5	0	2	100	13.0
R	21	Kyle Palmieri	71	11:56	14	17	31	+9	38	0	0	4	147	9.5
D	47	*Hampus Lindholm	78	19:25	6	24	30	+29	36	1	0	1	116	5.2
C	34	Daniel Winnik	76	15:23	6	24	30	+6	23	0	2	2	115	5.2
C	11	Saku Koivu	65	15:02	11	18	29	+3	46	0	1	1	81	13.6
L	62	*Patrick Maroon	62	12:18	11	18	29	+11	101	1	0	3	93	11.8
R	8	Teemu Selanne	64	14:07	9	18	27	+8	12	4	0	3	111	8.1
L	39	Matt Beleskey	55	12:26	9	15	24	+8	64	0	0	2	112	8.0
R	33	Jakob Silfverberg	52	14:15	10	13	23	+2	12	1	2	1	119	8.4
D	45	*Sami Vatanen	48	17:27	6	15	21	+9	22	2	0	0	73	8.2
D	6	Ben Lovejoy	78	19:23	5	13	18	+21	39	0	0	2	107	4.7
D	23	Francois Beauchemin	70	23:05	4	13	17	+26	39	1	0	1	100	4.0
R	65	Emerson Etem	29	12:47	7	4	11	+3	4	1	1	2	44	15.9
R	77	Devante Smith-Pelly	19	12:38	2	8	10	+5	2	0	0	0	23	8.7
D	55	Bryan Allen	68	17:33	0	10	10	+20	75	0	0	0	60	0.0
D	5	Luca Sbisa	30	17:03	1	5	6	+0	43	0	0	0	30	3.3
D	28	Mark Fistric	34	15:24	1	4	5	+9	28	0	0	0	22	4.5
D	19	^Stephane Robidas	14	20:37	1	4	5	+3	8	0	0	1	21	4.8
R	18	^Tim Jackman	26	7:22	3	1	4	-2	62	0	0	0	37	8.1
R	67	*Rickard Rakell	18	11:43	0	4	4	-3	2	0	0	0	22	0.0
D	51	Alex Grant	2	12:10	2	0	2	+3	2	0	0	0	2	100.0
C	74	Peter Holland	4	9:05	1	0	1	-1	2	0	0	0	3	33.3
D	40	Nolan Yorkman	2	8:57	0	1	1	-1	0	0	0	0	3	0.0
C	20	David Steckel	6	10:50	0	0	0	+0	0	0	0	0	8	0.0

NO.	PLAYER	GP	MIN	GAA	W	L	OT	SO	GA	SA	SV%	G	A	PIM
1	Jonas Hiller	50	2909	2.48	29	13	7	5	120	1348	.911	0	2	0
31	*Frederik Andersen	28	1569	2.29	20	5	0	0	60	783	.923	0	1	0
30	Viktor Fasth	5	305	2.95	2	2	1	0	15	131	.885	0	0	0
36	*John Gibson	3	181	1.33	3	0	0	1	4	87	.954	0	0	0
ANA GOALTENDING TOTALS		86	4964	2.41	54	20	8	6	199	2349	.915	0	3	0

* Rookie

^ Acquired Midseason

NHL PLAYERS ACQUIRED MIDSEASON

POS	NO.	Player	TEAM	GP	TOI	G	A	P	+/-	PIM	PP	SH	GW	S	S%
D	19	Stephane Robidas	DAL	24	19:54	4	1	5	+7	12	1	0	0	35	11.4
			ANA	14	20:37	1	4	5	+3	8	0	0	1	21	4.8
			TOTAL	38	20:10	5	5	10	+10	20	1	0	1	56	8.9
R	18	Tim Jackman	CGY	10	6:23	1	0	1	-1	41	0	0	0	9	11.1
			ANA	26	7:22	3	1	4	-2	62	0	0	0	37	8.1
			TOTAL	36	7:06	4	1	5	-3	103	0	0	0	46	8.7

2013-14 STATISTICAL BREAKDOWN

2013-14 ANAHEIM DUCKS SEASON HIGHS & LOWS

GOALS BY PERIOD - HIGHS AND LOWS

DUCKS

	1st	2nd	3rd
High	4, two times (last: 12/27/13 @ DET)	6 (3/14/14 @ COL)	4, two times (last: 3/31/14 vs. WPG)
Low	0, 29 times (last: 4/13/14 vs. COL)	0, 23 times (last: 4/13/14 vs. COL)	0, 30 times (last: 4/4/14 vs. NSH)

OPPONENTS

	1st	2nd	3rd
High	4, two times (last: 4/4/14 vs. NSH)	3, five times (last: 4/6/14 @ EDM)	5 (11/26/13 @ DAL)
Low	0, 37 times (last: 4/7/14 @ VAN)	0, 32 times (last: 4/12/14 @ LA)	0, 39 times (last: 4/13/14 vs. COL)

SHOTS BY PERIOD - HIGHS AND LOWS

DUCKS

	1st	2nd	3rd	OT
High	24* (10/13/13 vs. OTT)	25* (12/31/13 vs. SJ)	24 (3/31/14 vs. WPG)	7 (3/28/13 @ EDM)
Low	3 (1/7/14 vs. BOS)	3 (1/17/14 @ CHI)	3 (11/20/13 vs. NJ)	0 (10/31/13 @ BOS)

*Franchise Record

OPPONENTS

	1st	2nd	3rd	OT
High	20 (1/25/14 @ LA)	20 (12/3/13 vs. LA)	26* (3/2/14 vs. CAR)	5 (12/3/13 vs. LA)
Low	1 (10/31/13 @ BOS)	2 (1/5/14 vs. VAN)	2 (11/14/13 @ TB)	0 (12/20/13 @ NJ)

*Franchise Record

2013-14 DUCKS RECORD BY DAYS OF THE WEEK

Mon.	5-3-0		
Tues.	4-6-1	Fri.	10-2-3
Wed.	7-3-2	Sat.	13-1-1
Thurs.	4-3-1	Sun.	11-2-0

DUCKS RECORD THIS SEASON WHEN:

Scoring no goals:	0-2-0	Allowing no goals:	6-0-0
Scoring one goal:	3-6-0	Allowing one goal:	9-0-0
Scoring two goals:	6-11-4	Allowing two goals:	25-3-3
Scoring three goals:	15-1-4	Allowing three goals:	12-6-3
Scoring four goals:	7-0-0	Allowing four goals:	2-6-2
Scoring five goals or more:	23-0-0	Allowing five goals or more:	0-5-0
Overall	54-20-8	Overall	54-20-8

DUCKS MISCELLANEOUS RECORDS:

When scoring a PP goal:	23-5-4	When not scoring a PP goal:	30-16-4
Not allowing a PP goal:	30-9-4	Allowing a PP goal:	24-11-4
Winning 50% or more faceoffs:	29-5-2	Winning less than 50% of faceoffs:	25-14-6
Day Games (before 5 pm):	1-0-0	Night Games:	53-20-8
Indoor Games:	53-20-8	Outdoor Games:	1-0-0
First Game of back-to-back:	9-4-1	Second Game of back-to-back:	11-1-2

BREAKDOWN OF DUCKS RESULTS - 2013-14

	RECORD				GOALS		POWER PLAY			PENALTY KILLING		
	W	L	OT	PTS	GF	GA	PPG	AIT	%	PPGA	TSH	%
Games 1-10:	7	3	0	14	32	27	3	39	7.7	9	37	75.7
Games 11-20:	8	1	1	17	35	20	5	32	15.6	5	27	81.5
Games 21-30:	3	3	4	10	25	29	8	34	20.6	5	35	85.7
Games 31-40:	10	0	0	20	36	20	3	25	12.0	5	28	82.1
Games 41-50:	8	2	0	16	42	24	13	42	31.0	6	38	84.2
Games 51-60:	5	5	0	10	24	23	5	32	16.6	6	36	83.3
Games 61-70:	4	4	2	10	26	29	2	35	3.6	9	37	80.6
Games 71-82:	9	2	1	19	43	31	5	36	13.9	3	32	90.6
Overall:	54	20	8	116	263	203	44	275	16.0	48	270	82.2

*Does not include shootout goals

2013-14 PLAYER GAME-BY-GAME



ALLEN

Oct. 2	@ COL	0-0	4/0	19:17
Oct. 5	@ MIN	0-0	2/1	21:16
Oct. 6	@ WPG	0/0	2/0	17:50
Oct. 10	vs. NYR	0-1	1/5	16:05
Oct. 13	vs. OTT	0-0	0/1	18:08
Oct. 16	vs. CGY	0-1	0/1	18:08
Oct. 18	vs. PHX	0-0	0/2	18:03
Oct. 20	vs. DAL	0-1	1/1	18:24
Oct. 22	@ TOR	0-0	1/1	17:32
Oct. 24	@ MTL	0-0	0/0	19:17
Oct. 25	@ OTT	0-0	3/0	17:49
Oct. 27	@ CBJ	0-1	0/0	19:34
Oct. 29	@ PHI	0-0	0/1	19:20
Oct. 31	@ BOS	0-0	1/1	21:48
Nov. 2	@ BUF	0-1	2/2	19:33
Nov. 4	@ NYR	0-0	0/1	18:46
Nov. 6	vs. PHX	0-0	1/1	18:55
Nov. 8	vs. BUF	0-0	0/1	20:54
Nov. 10	vs. VAN	0-0	1/0	19:51
Nov. 12	@ FLA	0-0	1/0	18:30
Nov. 14	@ TB	0-0	3/2	15:46
Nov. 15	@ CAR	0-0	1/0	19:41
Nov. 18	@ PIT	0-0	0/1	15:30
Nov. 20	vs. NJ	0-0	0/0	18:54
Nov. 22	vs. TB	0-0	1/0	23:49
Nov. 23	@ PHX	0-0	0/0	7:41
Nov. 26	@ DAL	INJ		
Nov. 29	vs. CGY	INJ		
Nov. 30	@ SJ	INJ		
Dec. 3	vs. LA	0-0	0/0	20:21
Dec. 6	@ CHI	0-0	0/1	20:26
Dec. 7	@ STL	0-0	0/3	19:01
Dec. 9	vs. NYI	0-1	0/1	23:29
Dec. 11	vs. MIN	0-0	1/1	20:49
Dec. 15	vs. EDM	0-0	2/0	13:36
Dec. 17	@ DET	0-0	1/1	18:07
Dec. 20	@ NJ	0-0	0/0	17:09
Dec. 21	@ NYI	0-1	2/0	19:15
Dec. 23	@ WSH	0-0	0/1	18:27
Dec. 28	vs. PHX	0-0	1/1	19:17
Dec. 29	@ SJ	0-0	1/2	17:15
Dec. 31	vs. SJ	0-0	2/2	18:55
Jan. 3	vs. EDM	DND		
Jan. 5	vs. VAN	0-0	0/0	15:01
Jan. 7	vs. BOS	INJ		
Jan. 9	@ NSH	INJ		
Jan. 11	@ PHX	INJ		
Jan. 12	vs. DET	INJ		
Jan. 15	vs. VAN	INJ		
Jan. 17	@ CHI	0-0	2/1	15:42
Jan. 18	@ STL	0-0	0/2	17:43
Jan. 21	vs. WPG	0-0	0/1	14:57
Jan. 23	vs. LA	0-0	1/1	15:29
Jan. 25	@ LA	0-0	0/1	18:39
Jan. 28	vs. MIN	0-0	0/1	12:48
Jan. 30	vs. PHI	DND		
Feb. 1	vs. DAL	DND		
Feb. 3	vs. CBJ	0-0	1/0	15:51
Feb. 5	vs. CHI	DND		
Feb. 8	@ NSH	0-0	1/0	15:34
Feb. 28	vs. STL	0-0	1/0	17:29
Mar. 2	vs. CAR	0-0	0/0	16:31
Mar. 5	vs. MTL	0-0	1/1	16:30
Mar. 7	vs. PIT	0-0	2/1	15:14
Mar. 10	vs. TOR	0-0	2/0	9:55
Mar. 12	@ CGY	0-0	1/1	17:08
Mar. 14	@ COL	0-1	3/2	19:55
Mar. 15	@ LA	0-0	1/0	16:28
Mar. 18	vs. WSH	0-0	1/1	13:49
Mar. 20	@ SJ	0-0	1/2	16:29
Mar. 23	@ FLA	0-1	0/2	18:53
Mar. 26	vs. CGY	0-0	2/1	16:36
Mar. 28	@ EDM	DND		
Mar. 29	@ VAN	0-0	0/1	15:52
Mar. 31	vs. WPG	0-0	0/1	15:02
Apr. 2	vs. EDM	0-0	0/0	15:47
Apr. 4	vs. NSH	0-0	1/1	19:07
Apr. 6	@ EDM	0-0	1/0	15:27
Apr. 7	@ VAN	0-1	1/1	18:08
Apr. 9	vs. SJ	0-0	1/0	18:26
Apr. 12	@ LA	0-0	0/1	12:27
Apr. 13	vs. COL	DND		

ANDERSEN

Oct. 2	@ COL	MIN		
Oct. 5	@ MIN	MIN		
Oct. 6	@ WPG	MIN		
Oct. 10	vs. NYR	MIN		
Oct. 13	vs. OTT	MIN		
Oct. 16	vs. CGY	MIN		
Oct. 18	vs. PHX	DNP		
Oct. 20	vs. DAL	0/24	W	40
Oct. 22	@ TOR	DNP		
Oct. 24	@ MTL	DNP		
Oct. 25	@ OTT	1/27	W	60
Oct. 27	@ CBJ	3/21	W	60
Oct. 29	@ PHI	DNP		
Oct. 31	@ BOS	DNP		
Nov. 2	@ BUF	DNP		
Nov. 4	@ NYR	1/33	W	60
Nov. 6	vs. PHX	DNP		
Nov. 8	vs. BUF	2/27	W	60
Nov. 10	vs. VAN	1/36	W	60
Nov. 12	@ FLA	3/25	L	58
Nov. 14	@ TB	MIN		
Nov. 15	@ CAR	MIN		
Nov. 18	@ PIT	MIN		
Nov. 20	vs. NJ	MIN		
Nov. 22	vs. TB	MIN		
Nov. 23	@ PHX	DNP		
Nov. 26	@ DAL	DNP		
Nov. 29	vs. CGY	2/21	W	60
Nov. 30	@ SJ	DNP		
Dec. 3	vs. LA	DNP		
Dec. 6	@ CHI	DNP		
Dec. 7	@ STL	2/28	W	60
Dec. 9	vs. NYI	DNP		
Dec. 11	vs. MIN	DNP		
Dec. 15	vs. EDM	DNP		
Dec. 17	@ DET	DNP		
Dec. 20	@ NJ	DNP		
Dec. 21	@ NYI	3/21	W	60
Dec. 23	@ WSH	DNP		
Dec. 28	vs. PHX	DNP		
Dec. 29	@ SJ	3/23	L	59
Dec. 31	vs. SJ	DNP		
Jan. 3	vs. EDM	DNP		
Jan. 5	vs. VAN	DNP		
Jan. 7	vs. BOS	DNP		
Jan. 9	@ NSH	3/26	W	59
Jan. 11	@ PHX	MIN		
Jan. 12	vs. DET	MIN		
Jan. 15	vs. VAN	1/32	W	60
Jan. 17	@ CHI	DNP		
Jan. 18	@ STL	2/36	W	60
Jan. 21	vs. WPG	0/10		23
Jan. 23	vs. LA	1/31	W	60
Jan. 25	@ LA	DNP		
Jan. 28	vs. MIN	DNP		
Jan. 30	vs. PHI	3/30	W	60
Feb. 1	vs. DAL	DNP		
Feb. 3	vs. CBJ	4/33	L	59
Feb. 5	vs. CHI	DNP		
Feb. 8	@ NSH	DNP		
Feb. 28	vs. STL	DNP		
Mar. 2	vs. CAR	3/52	W	60
Mar. 5	vs. MTL	DNP		
Mar. 7	vs. PIT	DNP		
Mar. 10	vs. TOR	3/23	L	58
Mar. 12	@ CGY	4/20		48
Mar. 14	@ COL	DNP		
Mar. 15	@ LA	1/38	W	60
Mar. 18	vs. WSH	DNP		
Mar. 20	@ SJ	3/28	L	59
Mar. 23	vs. FLA	DNP		
Mar. 26	@ CGY	DNP		
Mar. 28	@ EDM	DNP		
Mar. 29	@ VAN	1/32	W	60
Mar. 31	vs. WPG	4/37	W	59
Apr. 2	vs. EDM	2/32	W	60
Apr. 4	vs. NSH	1/7		23
Apr. 6	@ EDM	INJ		
Apr. 7	@ VAN	INJ		
Apr. 9	vs. SJ	INJ		
Apr. 12	@ LA	3/30	W	65
Apr. 13	vs. COL	DNP		

BEAUCHEMIN

Oct. 2	@ COL	0-0	0/3	21:30
Oct. 5	@ MIN	0-2	2/2	22:22
Oct. 6	@ WPG	0-0	0/2	19:50
Oct. 10	vs. NYR	0-0	2/1	21:06
Oct. 13	vs. OTT	0-0	2/4	19:20
Oct. 16	vs. CGY	0-0	0/2	22:54
Oct. 18	vs. PHX	0-0	2/1	24:54
Oct. 20	vs. DAL	0-0	1/0	20:05
Oct. 22	@ TOR	0-0	0/1	24:09
Oct. 24	@ MTL	0-0	1/0	25:36
Oct. 25	@ OTT	0-0	1/1	26:21
Oct. 27	@ CBJ	0-0	1/1	21:17
Oct. 29	@ PHI	0-0	1/1	22:45
Oct. 31	@ BOS	0-0	0/1	22:58
Nov. 2	@ BUF	0-1	1/3	21:27
Nov. 4	@ NYR	0-1	1/0	21:07
Nov. 6	vs. PHX	0-0	1/2	21:01
Nov. 8	vs. BUF	0-0	0/1	22:41
Nov. 10	vs. VAN	0-1	1/3	21:22
Nov. 12	@ FLA	0-0	1/1	21:21
Nov. 14	@ TB	0-1	0/1	20:51
Nov. 15	@ CAR	0-0	1/0	25:36
Nov. 18	@ PIT	0-0	1/2	22:45
Nov. 20	vs. NJ	0-0	1/0	12:38
Nov. 22	vs. TB	INJ		
Nov. 23	@ PHX	INJ		
Nov. 26	@ DAL	INJ		
Nov. 29	vs. CGY	INJ		
Nov. 30	@ SJ	INJ		
Dec. 3	vs. LA	INJ		
Dec. 6	@ CHI	INJ		
Dec. 7	@ STL	INJ		
Dec. 9	vs. NYI	INJ		
Dec. 11	vs. MIN	INJ		
Dec. 15	vs. EDM	0-0	0/2	19:58
Dec. 17	@ DET	0-1	0/3	19:30
Dec. 20	@ NJ	0-0	0/1	23:01
Dec. 21	@ NYI	0-0	2/0	22:50
Dec. 23	@ WSH	0-0	0/0	26:12
Dec. 28	vs. PHX	0-1	2/2	20:28
Dec. 29	@ SJ	0-0	1/3	20:58
Dec. 31	vs. SJ	1-0	4/2	23:25
Jan. 3	vs. EDM	0-0	1/1	20:26
Jan. 5	vs. VAN	0-0	2/1	27:27
Jan. 7	vs. BOS	0-0	1/1	22:52
Jan. 9	@ NSH	0-0	1/1	25:11
Jan. 11	@ PHX	0-0	1/0	23:02
Jan. 12	vs. DET	0-0	2/0	26:28
Jan. 15	vs. VAN	0-1	1/2	21:29
Jan. 17	@ CHI	0-0	1/1	24:29
Jan. 18	@ STL	0-0	0/0	19:15
Jan. 21	vs. WPG	0-0	2/1	22:33
Jan. 23	vs. LA	0-0	0/1	24:03
Jan. 25	@ LA	0-0	1/2	24:41
Jan. 28	vs. MIN	0-0	2/2	25:45
Jan. 30	vs. PHI	0-1	3/3	25:57
Feb. 1	vs. DAL	0-0	1/2	27:37
Feb. 3	vs. CBJ	0-0	1/1	21:09
Feb. 5	vs. CHI	0-0	0/0	28:12
Feb. 8	@ NSH	0-0	1/3	27:28
Feb. 28	vs. STL	0-0	1/0	23:09
Mar. 2	vs. CAR	1-0	3/1	24:16
Mar. 5	vs. MTL	1-0	4/2	26:21
Mar. 7	vs. PIT	0-0	2/0	32:29
Mar. 10	vs. TOR	0-0	5/1	26:00
Mar. 12	@ CGY	0-1	1/3	19:53
Mar. 14	@ COL	0-0	0/0	28:01
Mar. 15	@ LA	0-0	0/1	27:11
Mar. 18	vs. WSH	0-0	5/0	21:55
Mar. 20	@ SJ	0-0	2/1	22:53
Mar. 23	vs. FLA	0-0	2/1	19:34
Mar. 26	@ CGY	DND		
Mar. 28	@ EDM	0-0	4/1	26:49
Mar. 29	@ VAN	0-0	0/1	20:38
Mar. 31	vs. WPG	0-0	2/1	22:34
Apr. 2	vs. EDM	1-0w	1/0	23:41
Apr. 4	vs. NSH	0-0	4/4	19:35
Apr. 6	@ EDM	0-0	1/1	20:46
Apr. 7	@ VAN	0-0	4/1	22:48
Apr. 9	vs. SJ	0-1	1/3	21:50
Apr. 12	@ LA	0-1	4/1	26:12
Apr. 13	vs. COL	DND		

2013-14 PLAYER GAME-BY-GAME

BELESKEY

Oct. 2	@ COL	0-0	4/1	10:58
Oct. 5	@ MIN	0-0	1/0	9:34
Oct. 6	@ WPG	DND		
Oct. 10	vs. NYR	INJ		
Oct. 13	vs. OTT	INJ		
Oct. 16	vs. CGY	INJ		
Oct. 18	vs. PHX	INJ		
Oct. 20	vs. DAL	INJ		
Oct. 22	@ TOR	INJ		
Oct. 24	@ MTL	INJ		
Oct. 25	@ OTT	INJ		
Oct. 27	@ CBJ	INJ		
Oct. 29	@ PHI	INJ		
Oct. 31	@ BOS	INJ		
Nov. 2	@ BUF	INJ		
Nov. 4	@ NYR	INJ		
Nov. 6	vs. PHX	INJ		
Nov. 8	vs. BUF	INJ		
Nov. 10	vs. VAN	INJ		
Nov. 12	@ FLA	INJ		
Nov. 14	@ TB	INJ		
Nov. 15	@ CAR	INJ		
Nov. 18	@ PIT	0-0	2/1	11:21
Nov. 20	vs. NJ	1-0	1/0	10:23
Nov. 22	vs. TB	0-0	1/0	7:30
Nov. 23	@ PHX	0-1	4/0	11:38
Nov. 26	@ DAL	0-0	2/0	13:46
Nov. 29	vs. CGY	0-0	4/0	15:44
Nov. 30	@ SJ	0-0	4/1	13:52
Dec. 3	vs. LA	0-0	2/0	12:04
Dec. 6	@ CHI	0-0	4/0	11:24
Dec. 7	@ STL	0-0	2/0	15:24
Dec. 9	vs. NYI	0-1	2/1	10:41
Dec. 11	vs. MIN	0-0	1/0	11:57
Dec. 15	vs. EDM	0-1	1/0	15:06
Dec. 17	@ DET	0-0	1/0	14:00
Dec. 20	@ NJ	DND		
Dec. 21	@ NYI	0-1	1/0	11:08
Dec. 23	@ WSH	0-0	0/1	9:31
Dec. 28	vs. PHX	0-0	1/0	12:47
Dec. 29	@ SJ	DND		
Dec. 31	vs. SJ	1-1w	2/2	11:52
Jan. 3	vs. EDM	0-1	1/1	10:45
Jan. 5	vs. VAN	1-0	6/1	13:03
Jan. 7	vs. BOS	0-1	1/0	15:19
Jan. 9	@ NSH	0-2	5/3	16:35
Jan. 11	@ PHX	0-0	2/0	14:02
Jan. 12	vs. DET	0-0	2/0	11:36
Jan. 15	vs. VAN	0-1	2/0	15:15
Jan. 17	@ CHI	0-0	0/3	11:10
Jan. 18	@ STL	1-0	4/0	13:00
Jan. 21	vs. WPG	0-1	1/1	16:15
Jan. 23	vs. LA	0-0	0/0	11:53
Jan. 25	@ LA	1-0	4/1	16:16
Jan. 28	vs. MIN	0-0	1/2	10:08
Jan. 30	vs. PHI	0-0	0/1	12:03
Feb. 1	vs. DAL	0-0	0/0	11:56
Feb. 3	vs. CBJ	DND		
Feb. 5	vs. CHI	0-0	1/0	10:20
Feb. 8	@ NSH	0-0	3/0	10:58
Feb. 28	vs. STL	0-0	2/0	11:36
Mar. 2	vs. CAR	0-0	5/1	11:13
Mar. 5	vs. MTL	0-1	2/0	14:10
Mar. 7	vs. PIT	0-0	0/0	8:00
Mar. 10	vs. TOR	0-0	1/0	14:40
Mar. 12	@ GY	DND		
Mar. 14	@ COL	0-0	0/1	9:17
Mar. 15	@ LA	0-1	1/1	8:45
Mar. 18	vs. WSH	0-0	0/0	9:15
Mar. 20	@ SJ	INJ		
Mar. 23	vs. FLA	0-0	2/0	13:46
Mar. 26	@ GY	DND		
Mar. 28	@ EDM	0-0	3/1	8:24
Mar. 29	@ VAN	1-0w	4/1	16:25
Mar. 31	vs. WPG	0-0	5/0	12:03
Apr. 2	vs. EDM	0-1	1/3	13:02
Apr. 4	vs. NSH	DND		
Apr. 6	@ EDM	0-0	3/0	11:33
Apr. 7	@ VAN	1-0	2/1	14:51
Apr. 9	vs. SJ	1-1	4/1	15:41
Apr. 12	@ LA	1-0	1/0	16:09
Apr. 13	vs. COL	0-0	2/0	13:51

COGLIANO

Oct. 2	@ COL	0-0	1/1	13:04
Oct. 5	@ MIN	0-1	1/1	15:52
Oct. 6	@ WPG	1-0	5/1	16:05
Oct. 10	vs. NYR	0-1	3/2	15:47
Oct. 13	vs. OTT	0-0	3/1	12:25
Oct. 16	vs. CGY	0-0	2/1	16:20
Oct. 18	vs. PHX	0-0	1/0	14:49
Oct. 20	vs. DAL	0-1	0/1	16:42
Oct. 22	@ TOR	0-0	1/1	15:33
Oct. 24	@ MTL	0-0	3/0	14:51
Oct. 25	@ OTT	0-0	0/0	16:27
Oct. 27	@ CBJ	0-0	2/0	14:07
Oct. 29	@ PHI	1-0	2/3	14:26
Oct. 31	@ BOS	0-0	1/0	15:13
Nov. 2	@ BUF	0-1	1/0	15:37
Nov. 4	@ NYR	0-0	4/0	18:22
Nov. 6	vs. PHX	1-0	1/1	13:54
Nov. 8	vs. BUF	1-0	4/0	14:49
Nov. 10	vs. VAN	1-0	4/1	17:47
Nov. 12	@ FLA	1-0	3/0	15:01
Nov. 14	@ TB	0-0	1/0	13:51
Nov. 15	@ CAR	0-0	3/0	20:53
Nov. 18	@ PIT	0-0	4/1	16:47
Nov. 20	vs. NJ	0-0	0/0	14:18
Nov. 22	vs. TB	0-0	6/0	18:15
Nov. 23	@ PHX	0-0	2/1	16:04
Nov. 26	@ DAL	0-1	1/1	15:49
Nov. 29	vs. CGY	1-1	2/1	12:59
Nov. 30	@ SJ	0-0	3/0	16:00
Dec. 3	vs. LA	0-0	0/1	14:49
Dec. 6	@ CHI	0-0	0/0	18:03
Dec. 7	@ STL	1-1	1/1	17:39
Dec. 9	vs. NYI	1-0	3/1	13:29
Dec. 11	vs. MIN	0-1	0/1	16:04
Dec. 15	vs. EDM	0-0	3/0	15:40
Dec. 17	@ DET	0-3	1/2	14:27
Dec. 20	@ NJ	0-0	1/0	14:36
Dec. 21	@ NYI	0-0	0/0	15:39
Dec. 23	@ WSH	1-1	1/2	12:46
Dec. 28	vs. PHX	1-0	5/3	15:35
Dec. 29	@ SJ	0-0	1/0	14:55
Dec. 31	vs. SJ	1-0	2/0	13:01
Jan. 3	vs. EDM	1-0	2/3	13:59
Jan. 5	vs. VAN	0-1	2/0	16:52
Jan. 7	vs. BOS	1-0w	1/1	14:01
Jan. 9	@ NSH	0-0	1/1	16:22
Jan. 11	@ PHX	0-0	0/0	14:37
Jan. 12	vs. DET	1-0w	2/1	15:01
Jan. 15	vs. VAN	1-0	5/1	14:07
Jan. 17	@ CHI	0-0	1/0	12:34
Jan. 18	@ STL	0-0	4/0	16:41
Jan. 21	vs. WPG	0-0	4/1	14:56
Jan. 23	vs. LA	0-0	0/0	18:55
Jan. 25	@ LA	1-0	3/1	14:01
Jan. 28	vs. MIN	0-0	2/1	14:37
Jan. 30	vs. PHI	0-1	4/1	17:47
Feb. 1	vs. DAL	0-0	1/0	15:38
Feb. 3	vs. CBJ	0-0	2/0	14:14
Feb. 5	vs. CHI	0-0	0/1	15:36
Feb. 8	@ NSH	0-0	1/1	14:54
Feb. 28	vs. STL	1-0w	1/1	15:22
Mar. 2	vs. CAR	1-0w	1/1	17:29
Mar. 5	vs. MTL	0-0	2/3	16:55
Mar. 7	vs. PIT	0-0	1/1	15:49
Mar. 10	vs. TOR	0-0	1/0	12:00
Mar. 12	@ GY	1-0	3/1	15:54
Mar. 14	@ COL	0-0	0/0	15:06
Mar. 15	@ LA	0-0	2/0	17:14
Mar. 18	vs. WSH	0-1	1/1	14:44
Mar. 20	@ SJ	0-0	0/0	13:29
Mar. 23	vs. FLA	0-0	5/1	17:32
Mar. 26	@ GY	1-0w	1/1	18:25
Mar. 28	@ EDM	0-0	1/2	15:42
Mar. 29	@ VAN	0-2	0/1	14:01
Mar. 31	vs. WPG	0-1	2/1	15:39
Apr. 2	vs. EDM	0-0	2/0	15:35
Apr. 4	vs. NSH	0-0	2/1	15:38
Apr. 6	@ EDM	0-1	3/0	15:56
Apr. 7	@ VAN	0-0	3/0	14:32
Apr. 9	vs. SJ	0-1	2/0	13:59
Apr. 12	@ LA	0-0	2/2	13:51
Apr. 13	vs. COL	0-1	2/0	13:40

ETEM

Oct. 2	@ COL	INJ		
Oct. 5	@ MIN	INJ		
Oct. 6	@ WPG	INJ		
Oct. 10	vs. NYR	0-0	0/0	14:52
Oct. 13	vs. OTT	0-0	1/1	12:57
Oct. 16	vs. CGY	0-0	3/1	11:05
Oct. 18	vs. PHX	0-0	1/0	12:43
Oct. 20	vs. DAL	1-1w	2/1	12:11
Oct. 22	@ TOR	0-1	0/0	10:39
Oct. 24	@ MTL	0-0	2/0	14:27
Oct. 25	@ OTT	0-0	0/0	15:14
Oct. 27	@ CBJ	1-0	3/1	12:50
Oct. 29	@ PHI	0-0	0/0	13:13
Oct. 31	@ BOS	0-0	2/1	9:21
Nov. 2	@ BUF	2-0	4/3	11:09
Nov. 4	@ NYR	0-0	0/0	11:51
Nov. 6	vs. PHX	0-0	0/1	12:33
Nov. 8	vs. BUF	0-0	3/1	12:42
Nov. 10	vs. VAN	0-1	2/1	11:46
Nov. 12	@ FLA	0-1	6/1	16:53
Nov. 14	@ TB	1-0	1/0	16:23
Nov. 15	@ CAR	0-0	1/0	14:57
Nov. 18	@ PIT	0-0	1/1	12:19
Nov. 20	vs. NJ	0-0	4/0	12:26
Nov. 22	vs. TB	0-0	0/0	16:57
Nov. 23	@ PHX	0-0	2/1	14:43
Nov. 26	@ DAL	1-0	2/0	11:03
Nov. 29	vs. GY	MIN		
Nov. 30	@ SJ	MIN		
Dec. 3	vs. LA	MIN		
Dec. 6	@ CHI	0-0	0/0	11:04
Dec. 7	@ STL	DND		
Dec. 9	vs. NYI	0-0	1/0	14:20
Dec. 11	vs. MIN	MIN		
Dec. 15	vs. EDM	MIN		
Dec. 17	@ DET	MIN		
Dec. 20	@ NJ	MIN		
Dec. 21	@ NYI	MIN		
Dec. 23	@ WSH	MIN		
Dec. 28	vs. PHX	MIN		
Dec. 29	@ SJ	MIN		
Dec. 31	vs. SJ	MIN		
Jan. 3	vs. EDM	MIN		
Jan. 5	vs. VAN	MIN		
Jan. 7	vs. BOS	MIN		
Jan. 9	@ NSH	MIN		
Jan. 11	@ PHX	MIN		
Jan. 12	vs. DET	MIN		
Jan. 15	vs. VAN	MIN		
Jan. 17	@ CHI	MIN		
Jan. 18	@ STL	MIN		
Jan. 21	vs. WPG	MIN		
Jan. 23	vs. LA	MIN		
Jan. 25	@ LA	MIN		
Jan. 28	vs. MIN	MIN		
Jan. 30	vs. PHI	MIN		
Feb. 1	vs. DAL	MIN		
Feb. 3	vs. CBJ	MIN		
Feb. 5	vs. CHI	0-0	1/0	9:31
Feb. 8	@ NSH	1-0w	1/1	10:26
Feb. 28	vs. STL	MIN		
Mar. 2	vs. CAR	MIN		
Mar. 5	vs. MTL	MIN		
Mar. 7	vs. PIT	MIN		
Mar. 10	vs. TOR	MIN		
Mar. 12	@ GY	MIN		
Mar. 14	@ COL	MIN		
Mar. 15	@ LA	MIN		
Mar. 18	vs. WSH	MIN		
Mar. 20	@ SJ	0-0	1/0	10:11
Mar. 23	vs. FLA	MIN		
Mar. 26	@ GY	MIN		
Mar. 28	@ EDM	MIN		
Mar. 29	@ VAN	MIN		
Mar. 31	vs. WPG	MIN		
Apr. 2	vs. EDM	MIN		
Apr. 4	vs. NSH	MIN		
Apr. 6	@ EDM	MIN		
Apr. 7	@ VAN	MIN		
Apr. 9	vs. SJ	MIN		
Apr. 12	@ LA	MIN		
Apr. 13	vs. COL	MIN		

2013-14 PLAYER GAME-BY-GAME



FISTRIC

Oct. 2	@ COL	0-1	0/0	18:13
Oct. 5	@ MIN	0-0	0/1	16:30
Oct. 6	@ WPG	DND		
Oct. 10	vs. NYR	DND		
Oct. 13	vs. OTT	DND		
Oct. 16	vs. CGY	DND		
Oct. 18	vs. PHX	DND		
Oct. 20	vs. DAL	DND		
Oct. 22	@ TOR	DND		
Oct. 24	@ MTL	0-0	0/1	10:24
Oct. 25	@ OTT	DND		
Oct. 27	@ CBJ	DND		
Oct. 29	@ PHI	DND		
Oct. 31	@ BOS	DND		
Nov. 2	@ BUF	DND		
Nov. 4	@ NYR	DND		
Nov. 6	vs. PHX	DND		
Nov. 8	vs. BUF	DND		
Nov. 10	vs. VAN	DND		
Nov. 12	@ FLA	DND		
Nov. 14	@ TB	DND		
Nov. 15	@ CAR	0-0	0/0	11:51
Nov. 18	@ PIT	DND		
Nov. 20	vs. NJ	DND		
Nov. 22	vs. TB	0-0	2/0	15:37
Nov. 23	@ PHX	0-0	1/1	20:07
Nov. 26	@ DAL	0-0	1/2	13:57
Nov. 29	vs. CGY	0-0	1/3	17:26
Nov. 30	@ SJ	0-0	0/1	18:44
Dec. 3	vs. LA	0-0	0/0	18:59
Dec. 6	@ CHI	0-0	0/0	17:12
Dec. 7	@ STL	1-0	1/0	19:42
Dec. 9	vs. NYI	0-0	0/0	6:39
Dec. 11	vs. MIN	INJ		
Dec. 15	vs. EDM	INJ		
Dec. 17	@ DET	INJ		
Dec. 20	@ NJ	0-0	0/1	15:23
Dec. 21	@ NYI	0-0	0/1	12:10
Dec. 23	@ WSH	0-0	1/2	13:17
Dec. 28	vs. PHX	DND		
Dec. 29	@ SJ	0-0	2/0	14:40
Dec. 31	vs. SJ	DND		
Jan. 3	vs. EDM	0-0	0/1	14:07
Jan. 5	vs. VAN	DND		
Jan. 7	vs. BOS	0-0	0/1	18:28
Jan. 9	@ NSH	0-0	0/1	11:48
Jan. 11	@ PHX	0-0	3/2	17:20
Jan. 12	vs. DET	0-0	0/0	14:31
Jan. 15	vs. VAN	0-1	0/1	18:45
Jan. 17	@ CHI	DND		
Jan. 18	@ STL	0-1	0/2	16:24
Jan. 21	vs. WPG	0-0	2/0	14:47
Jan. 23	vs. LA	0-1	1/1	19:13
Jan. 25	@ LA	0-0	0/0	13:51
Jan. 28	vs. MIN	DND		
Jan. 30	vs. PHI	0-0	2/0	21:33
Feb. 1	vs. DAL	0-0	0/0	5:19
Feb. 3	vs. CBJ	INJ		
Feb. 5	vs. CHI	INJ		
Feb. 8	@ NSH	INJ		
Feb. 28	vs. STL	0-0	1/0	17:22
Mar. 2	vs. CAR	DND		
Mar. 5	vs. MTL	0-0	0/2	15:20
Mar. 7	vs. PIT	DND		
Mar. 10	vs. TOR	0-0	1/0	14:39
Mar. 12	@ CGY	INJ		
Mar. 14	@ COL	INJ		
Mar. 15	@ LA	INJ		
Mar. 18	vs. WSH	INJ		
Mar. 20	@ SJ	INJ		
Mar. 23	vs. FLA	INJ		
Mar. 26	@ CGY	INJ		
Mar. 28	@ EDM	INJ		
Mar. 29	@ VAN	INJ		
Mar. 31	vs. WPG	INJ		
Apr. 2	vs. EDM	INJ		
Apr. 4	vs. NSH	INJ		
Apr. 6	@ EDM	INJ		
Apr. 7	@ VAN	INJ		
Apr. 9	vs. SJ	INJ		
Apr. 12	@ LA	INJ		
Apr. 13	vs. COL	INJ		

FOWLER

Oct. 2	@ COL	0-0	4/3	21:06
Oct. 5	@ MIN	0-1	4/0	24:29
Oct. 6	@ WPG	0-0	0/1	23:41
Oct. 10	vs. NYR	0-0	3/0	22:03
Oct. 13	vs. OTT	0-0	3/0	22:29
Oct. 16	vs. CGY	0-0	0/1	24:34
Oct. 18	vs. PHX	0-0	2/0	29:03
Oct. 20	vs. DAL	0-2	3/2	22:37
Oct. 22	@ TOR	0-0	1/2	23:08
Oct. 24	@ MTL	0-0	3/0	20:00
Oct. 25	@ OTT	0-0	1/1	20:02
Oct. 27	@ CBJ	0-0	0/1	21:57
Oct. 29	@ PHI	0-0	2/2	21:32
Oct. 31	@ BOS	0-1	0/1	22:38
Nov. 2	@ BUF	0-1	0/1	23:45
Nov. 4	@ NYR	0-0	0/0	21:45
Nov. 6	vs. PHX	1-1	3/1	21:24
Nov. 8	vs. BUF	1-1	3/1	19:03
Nov. 10	vs. VAN	0-0	0/0	22:32
Nov. 12	@ FLA	0-0	3/1	22:26
Nov. 14	@ TB	0-1	2/0	23:05
Nov. 15	@ CAR	0-1	2/0	26:38
Nov. 18	@ PIT	0-0	1/1	23:24
Nov. 20	vs. NJ	0-1	0/0	24:31
Nov. 22	vs. TB	0-0	1/0	25:10
Nov. 23	@ PHX	0-1	0/0	29:03
Nov. 26	@ DAL	0-0	1/2	26:42
Nov. 29	vs. CGY	0-0	2/0	25:37
Nov. 30	@ SJ	0-1	2/1	32:33
Dec. 3	vs. LA	0-1	1/1	29:03
Dec. 6	@ CHI	0-1	0/1	27:53
Dec. 7	@ STL	0-0	1/2	24:35
Dec. 9	vs. NYI	1-2w	3/2	25:16
Dec. 11	vs. MIN	0-0	2/0	24:22
Dec. 15	vs. EDM	0-0	1/1	24:06
Dec. 17	@ DET	0-0	3/1	22:41
Dec. 20	@ NJ	1-1	4/0	25:32
Dec. 21	@ NYI	0-0	1/1	26:21
Dec. 23	@ WSH	0-0	0/1	23:32
Dec. 28	vs. PHX	0-1	2/3	21:37
Dec. 29	@ SJ	0-1	1/1	23:28
Dec. 31	vs. SJ	0-2	0/2	22:25
Jan. 3	vs. EDM	0-1	1/3	23:51
Jan. 5	vs. VAN	0-0	2/1	26:01
Jan. 7	vs. BOS	0-0	2/1	23:55
Jan. 9	@ NSH	0-0	1/0	25:43
Jan. 11	@ PHX	0-0	2/0	22:07
Jan. 12	vs. DET	0-0	0/1	25:40
Jan. 15	vs. VAN	0-0	0/0	18:52
Jan. 17	@ CHI	0-1	1/1	26:11
Jan. 18	@ STL	1-0w	1/1	23:38
Jan. 21	vs. WPG	1-0	2/1	21:02
Jan. 23	vs. LA	0-0	0/0	20:57
Jan. 25	@ LA	0-0	1/1	22:35
Jan. 28	vs. MIN	0-0	2/0	24:00
Jan. 30	vs. PHI	0-1	2/1	23:09
Feb. 1	vs. DAL	0-0	1/2	25:38
Feb. 3	vs. CBJ	0-0	1/1	25:50
Feb. 5	vs. CHI	0-0	5/2	23:00
Feb. 8	@ NSH	0-1	0/1	24:51
Feb. 28	vs. STL	0-1	1/1	21:33
Mar. 2	vs. CAR	0-1	4/2	22:11
Mar. 5	vs. MTL	0-0	1/0	27:05
Mar. 7	vs. PIT	0-0	1/0	29:35
Mar. 10	vs. TOR	0-0	2/1	29:36
Mar. 12	@ CGY	0-1	0/0	22:56
Mar. 14	@ COL	0-2	1/2	13:59
Mar. 15	@ LA	INJ		
Mar. 18	vs. WSH	INJ		
Mar. 20	@ SJ	INJ		
Mar. 23	vs. FLA	INJ		
Mar. 26	@ CGY	INJ		
Mar. 28	@ EDM	INJ		
Mar. 29	@ VAN	INJ		
Mar. 31	vs. WPG	INJ		
Apr. 2	vs. EDM	INJ		
Apr. 4	vs. NSH	INJ		
Apr. 6	@ EDM	INJ		
Apr. 7	@ VAN	INJ		
Apr. 9	vs. SJ	0-0	1/0	20:18
Apr. 12	@ LA	0-0	0/0	26:30
Apr. 13	vs. COL	0-0	0/0	21:53

GETZLAF

Oct. 2	@ COL	0-0	1/1	19:41
Oct. 5	@ MIN	0-1	0/0	23:24
Oct. 6	@ WPG	0-0	2/1	19:26
Oct. 10	vs. NYR	1-0w	1/2	18:10
Oct. 13	vs. OTT	1-1w	3/3	18:53
Oct. 16	vs. CGY	0-1	1/1	19:00
Oct. 18	vs. PHX	0-0	3/1	23:12
Oct. 20	vs. DAL	1-3	3/2	19:04
Oct. 22	@ TOR	0-0	2/1	21:44
Oct. 24	@ MTL	0-0	1/2	17:59
Oct. 25	@ OTT	1-1w	4/2	19:54
Oct. 27	@ CBJ	1-0	3/1	21:28
Oct. 29	@ PHI	0-1	2/0	21:09
Oct. 31	@ BOS	0-0	3/0	25:07
Nov. 2	@ BUF	1-2	3/2	19:28
Nov. 4	@ NYR	0-0	1/1	19:05
Nov. 6	vs. PHX	1-1	6/1	18:57
Nov. 8	vs. BUF	3-1w	6/3	14:10
Nov. 10	vs. VAN	INJ		
Nov. 12	@ FLA	INJ		
Nov. 14	@ TB	INJ		
Nov. 15	@ CAR	0-1	3/0	23:52
Nov. 18	@ PIT	1-0	4/1	21:47
Nov. 20	vs. NJ	1-0	4/1	23:24
Nov. 22	vs. TB	1-0w	6/1	25:04
Nov. 23	@ PHX	0-1	0/2	21:05
Nov. 26	@ DAL	0-1	2/3	19:40
Nov. 29	vs. CGY	0-2	4/1	20:00
Nov. 30	@ SJ	0-1	2/1	26:47
Dec. 3	vs. LA	1-0	7/0	26:57
Dec. 6	@ CHI	1-1	1/1	22:53
Dec. 7	@ STL	1-1w	2/0	19:01
Dec. 9	vs. NYI	0-1	1/1	20:38
Dec. 11	vs. MIN	0-1	1/1	20:03
Dec. 15	vs. EDM	0-1	1/1	19:30
Dec. 17	@ DET	0-0	1/1	15:42
Dec. 20	@ NJ	0-0	2/0	22:34
Dec. 21	@ NYI	3-1	3/3	23:10
Dec. 23	@ WSH	0-1	5/1	21:31
Dec. 28	vs. PHX	0-0	4/2	20:25
Dec. 29	@ SJ	0-0	3/1	20:22
Dec. 31	vs. SJ	1-2	6/2	19:41
Jan. 3	vs. EDM	0-0	2/1	22:02
Jan. 5	vs. VAN	0-1	3/0	25:39
Jan. 7	vs. BOS	0-1	0/0	18:05
Jan. 9	@ NSH	2-1	4/3	22:17
Jan. 11	@ PHX	1-0w	1/0	13:01
Jan. 12	vs. DET	INJ		
Jan. 15	vs. VAN	0-2	0/2	15:00
Jan. 17	@ CHI	1-0	5/0	22:18
Jan. 18	@ STL	1-1	2/1	22:34
Jan. 21	vs. WPG	0-1	4/0	21:33
Jan. 23	vs. LA	0-0	0/0	24:31
Jan. 25	@ LA	0-1	0/1	19:41
Jan. 28	vs. MIN	0-1	6/1	20:55
Jan. 30	vs. PHI	1-1	2/1	20:31
Feb. 1	vs. DAL	0-0	4/2	24:30
Feb. 3	vs. CBJ	1-0	2/1	22:25
Feb. 5	vs. CHI	0-0	3/1	24:38
Feb. 8	@ NSH	2-1	6/2	24:57
Feb. 28	vs. STL	0-0	1/0	22:20
Mar. 2	vs. CAR	0-1	2/2	22:56
Mar. 5	vs. MTL	0-0	3/0	23:49
Mar. 7	vs. PIT	0-2	3/2	24:06
Mar. 10	vs. TOR	0-1	4/0	26:35
Mar. 12	@ CGY	0-0	5/4	19:23
Mar. 14	@ COL	0-2	1/2	25:01
Mar. 15	@ LA	0-0	0/0	21:48
Mar. 18	vs. WSH	0-1	7/1	23:38
Mar. 20	@ SJ	0-2	2/1	20:42
Mar. 23	vs. FLA	1-2	4/3	17:47
Mar. 26	@ CGY	0-0	2/1	19:29
Mar. 28	@ EDM	0-1	5/0	27:07
Mar. 29	@ VAN	0-1	1/0	18:37
Mar. 31	vs. WPG	1-1	3/1	19:47
Apr. 2	vs. EDM	0-1	2/3	22:45
Apr. 4	vs. NSH	0-0	1/1	19:00
Apr. 6	@ EDM	0-1	2/2	25:33
Apr. 7	@ VAN	0-1	1/1	17:51
Apr. 9	vs. SJ	0-1	2/1	18:21
Apr. 12	@ LA	0-0	2/1	23:49
Apr. 13	vs. COL	DND		

2013-14 PLAYER GAME-BY-GAME

GIBSON

Oct. 2	@ COL	MIN			
Oct. 5	@ MIN	MIN			
Oct. 6	@ WPG	MIN			
Oct. 10	vs. NYR	MIN			
Oct. 13	vs. OTT	MIN			
Oct. 16	vs. CGY	MIN			
Oct. 18	vs. PHX	MIN			
Oct. 20	vs. DAL	MIN			
Oct. 22	@ TOR	MIN			
Oct. 24	@ MTL	MIN			
Oct. 25	@ OTT	MIN			
Oct. 27	@ CBJ	MIN			
Oct. 29	@ PHI	MIN			
Oct. 31	@ BOS	MIN			
Nov. 2	@ BUF	MIN			
Nov. 4	@ NYR	MIN			
Nov. 6	vs. PHX	MIN			
Nov. 8	vs. BUF	MIN			
Nov. 10	vs. VAN	MIN			
Nov. 12	@ FLA	MIN			
Nov. 14	@ TB	MIN			
Nov. 15	@ CAR	MIN			
Nov. 18	@ PIT	MIN			
Nov. 20	vs. NJ	MIN			
Nov. 22	vs. TB	MIN			
Nov. 23	@ PHX	MIN			
Nov. 26	@ DAL	MIN			
Nov. 29	vs. CGY	MIN			
Nov. 30	@ SJ	MIN			
Dec. 3	vs. LA	MIN			
Dec. 6	@ CHI	MIN			
Dec. 7	@ STL	MIN			
Dec. 9	vs. NYI	MIN			
Dec. 11	vs. MIN	MIN			
Dec. 15	vs. EDM	MIN			
Dec. 17	@ DET	MIN			
Dec. 20	@ NJ	MIN			
Dec. 21	@ NYI	MIN			
Dec. 23	@ WSH	MIN			
Dec. 28	vs. PHX	MIN			
Dec. 29	@ SJ	MIN			
Dec. 31	vs. SJ	MIN			
Jan. 3	vs. EDM	MIN			
Jan. 5	vs. VAN	MIN			
Jan. 7	vs. BOS	MIN			
Jan. 9	@ NSH	MIN			
Jan. 11	@ PHX	MIN			
Jan. 12	vs. DET	MIN			
Jan. 15	vs. VAN	MIN			
Jan. 17	@ CHI	MIN			
Jan. 18	@ STL	MIN			
Jan. 21	vs. WPG	MIN			
Jan. 23	vs. LA	MIN			
Jan. 25	@ LA	MIN			
Jan. 28	vs. MIN	MIN			
Jan. 30	vs. PHI	MIN			
Feb. 1	vs. DAL	MIN			
Feb. 3	vs. CBJ	MIN			
Feb. 5	vs. CHI	MIN			
Feb. 8	@ NSH	MIN			
Feb. 28	vs. STL	MIN			
Mar. 2	vs. CAR	MIN			
Mar. 5	vs. MTL	MIN			
Mar. 7	vs. PIT	MIN			
Mar. 10	vs. TOR	MIN			
Mar. 12	@ CGY	MIN			
Mar. 14	@ COL	MIN			
Mar. 15	@ LA	MIN			
Mar. 18	vs. WSH	MIN			
Mar. 18	@ SJ	MIN			
Mar. 20	@ NJ	MIN			
Mar. 23	vs. FLA	MIN			
Mar. 26	@ CGY	MIN			
Mar. 28	@ EDM	MIN			
Mar. 29	@ VAN	MIN			
Mar. 31	vs. WPG	MIN			
Apr. 2	vs. EDM	MIN			
Apr. 4	vs. NSH	MIN			
Apr. 6	@ EDM	DNP			
Apr. 7	@ VAN	0/18 W	60		
Apr. 9	vs. SJ	2/38 W	60		
Apr. 12	@ LA	DNP			
Apr. 13	vs. COL	2/31 W	61		

HEATLEY (w/MIN)

Oct. 3	vs. LA	0-0	1/1	16:30	
Oct. 5	vs. ANA	0-0	2/1	18:22	
Oct. 8	@ NSH	0-0	4/0	17:42	
Oct. 10	vs. WPG	0-0	2/0	17:21	
Oct. 12	vs. DAL	0-1	2/0	14:48	
Oct. 14	@ BUF	0-0	0/1	18:04	
Oct. 15	@ TOR	0-0	1/0	15:07	
Oct. 17	@ TB	0-0	2/0	14:23	
Oct. 19	@ FLA	0-1	2/0	16:21	
Oct. 22	vs. NSH	0-0	1/0	16:28	
Oct. 24	vs. CAR	1-0	3/0	15:40	
Oct. 26	@ CHI	0-0	1/1	14:48	
Oct. 28	vs. CHI	0-0	1/0	15:58	
Nov. 1	vs. MTL	0-0	0/0	10:54	
Nov. 3	vs. NJ	1-0	3/0	14:27	
Nov. 5	vs. CGY	0-0	1/0	13:55	
Nov. 7	@ WSH	0-0	2/0	12:25	
Nov. 9	@ CAR	0-0	3/0	13:37	
Nov. 13	vs. TOR	0-0	2/0	13:04	
Nov. 15	vs. FLA	0-0	1/1	10:15	
Nov. 17	vs. WPG	0-0	2/0	11:39	
Nov. 19	@ MTL	1-0	2/3	12:09	
Nov. 20	@ OTT	1-1	1/1	9:44	
Nov. 23	@ WPG	0-0	2/2	19:34	
Nov. 25	@ STL	0-0	3/2	18:08	
Nov. 27	vs. PHX	1-0	4/0	19:05	
Nov. 29	vs. COL	1-0	2/0	14:06	
Nov. 30	@ COL	0-0	2/1	21:29	
Dec. 2	vs. PHI	0-0	2/1	18:51	
Dec. 5	vs. CHI	0-1	1/0	16:26	
Dec. 6	@ CBJ	0-0	1/3	12:41	
Dec. 8	vs. SJ	0-0	2/1	17:58	
Dec. 11	@ ANA	0-0	0/0	9:43	
Dec. 12	@ SJ	0-0	0/0	8:00	
Dec. 14	@ COL	0-0	2/1	10:21	
Dec. 17	vs. VAN	0-0	2/0	11:03	
Dec. 19	@ PIT	1-0	3/1	14:58	
Dec. 22	@ NYR	0-0	0/1	15:00	
Dec. 23	@ PHI	0-0	3/1	15:17	
Dec. 27	@ WPG	1-0	1/0	16:02	
Dec. 29	vs. NYI	0-0	4/2	16:07	
Dec. 31	vs. STL	0-0	0/1	19:57	
Jan. 2	vs. BUF	0-0	3/0	18:46	
Jan. 4	vs. WSH	0-1	2/0	19:47	
Jan. 7	@ LA	0-0	0/1	18:03	
Jan. 9	@ PHX	0-0	3/0	17:53	
Jan. 11	vs. COL	0-2	3/1	15:53	
Jan. 12	@ NSH	1-1w	2/2	15:07	
Jan. 14	vs. OTT	0-0	1/0	17:36	
Jan. 16	vs. EDM	0-1	1/1	16:08	
Jan. 18	vs. DAL	0-0	0/0	14:43	
Jan. 21	@ DAL	0-0	1/1	16:30	
Jan. 23	vs. CHI	0-1	1/1	15:15	
Jan. 25	@ SJ	0-0	0/1	17:11	
Jan. 28	@ ANA	0-0	3/1	17:05	
Jan. 30	@ COL	0-1	0/1	16:45	
Feb. 1	@ CGY	1-1	1/1	15:58	
Feb. 4	vs. TB	1-0w	2/1	14:27	
Feb. 6	vs. NSH	0-1	2/1	16:37	
Feb. 27	@ EDM	1-0	2/1	15:25	
Feb. 28	@ VAN	0-0	2/0	15:25	
Mar. 3	vs. CGY	0-0	1/1	15:51	
Mar. 8	@ DAL	0-0	3/1	10:33	
Mar. 9	vs. STL	0-0	1/1	9:08	
Mar. 11	vs. EDM	0-1	0/1	8:08	
Mar. 13	vs. NYR	0-0	0/0	10:21	
Mar. 15	vs. CBJ	0-0	1/0	12:40	
Mar. 17	@ BOS	0-0	0/0	12:57	
Mar. 18	@ NYI	0-1	0/1	13:46	
Mar. 20	@ NJ	0-0	0/2	15:26	
Mar. 22	vs. DET	0-0	1/0	12:39	
Mar. 23	@ DET	0-0	0/1	10:32	
Mar. 26	vs. VAN	0-0	1/2	12:08	
Mar. 27	@ STL	0-0	0/2	12:24	
Mar. 29	@ PHX	DND			
Mar. 31	@ LA	DND			
Apr. 3	@ CHI	0-0	0/1	8:49	
Apr. 5	vs. PIT	DND			
Apr. 7	@ WPG	DND			
Apr. 8	vs. BOS	DND			
Apr. 10	vs. STL	0-1	0/1	17:50	
Apr. 13	vs. NSH	INJ			

JACKMAN (w/CGY)

Oct. 3	@ WSH	DND			
Oct. 4	@ CBJ	DND			
Oct. 6	vs. VAN	DND			
Oct. 9	vs. MTL	DND			
Oct. 11	vs. NJ	0-0	0/0	5:49	
Oct. 16	@ ANA	0-0	0/0	2:11	
Oct. 19	@ SJ	0-0	0/0	3:09	
Oct. 21	@ LA	DND			
Oct. 22	@ PHX	DND			
Oct. 24	@ DAL	0-0	3/0	8:11	
Oct. 26	vs. WSH	DND			
Oct. 30	vs. TOR	0-0	0/0	3:06	
Nov. 1	vs. DET	DND			
Nov. 3	@ CHI	0-0	0/0	5:58	
Nov. 5	@ MIN	0-0	3/1	9:54	
Nov. 7	@ STL	1-0	1/1	8:51	
Nov. 8	@ COL	0-0	1/1	6:47	
Nov. 12	vs. SJ	DND			
Nov. 14	vs. DAL	0-0	1/0	9:54	
Nov. 16	vs. EDM	DND			
Nov. 18	@ WPG	DND			
Nov. 20	vs. CBJ	DND			
Nov. 21	Traded to Anaheim				
Nov. 22	vs. TB	0-0	1/0	3:03	
Nov. 23	@ PHX	0-0	1/0	5:27	
Nov. 26	@ DAL	DND			
Nov. 29	vs. CGY	0-0	3/1	9:45	
Nov. 30	@ SJ	0-0	0/0	4:10	
Dec. 3	vs. LA	0-0	2/0	7:43	
Dec. 6	@ CHI	DND			
Dec. 7	@ STL	0-1	1/1	7:51	
Dec. 9	vs. NYI	0-0	3/0	8:48	
Dec. 11	vs. MIN	0-0	3/0	8:21	
Dec. 15	vs. EDM	DND			
Dec. 17	@ DET	DND			
Dec. 20	@ NJ	0-0	0/1	6:43	
Dec. 21	@ NYI	0-0	2/0	5:29	
Dec. 23	@ WSH	DND			
Dec. 28	vs. PHX	DND			
Dec. 29	@ SJ	0-0	2/1	9:30	
Dec. 31	vs. SJ	DND			
Jan. 3	vs. EDM	1-0	5/2	8:36	
Jan. 5	vs. VAN	0-0	3/0	6:46	
Jan. 7	vs. BOS	DND			
Jan. 9	@ NSH	0-0	1/2	5:46	
Jan. 11	@ PHX	DND			
Jan. 12	vs. DET	DND			
Jan. 15	vs. VAN	0-0	3/0	10:39	
Jan. 17	@ CHI	DND			
Jan. 18	@ STL	0-0	0/0	7:50	
Jan. 21	vs. WPG	DND			
Jan. 23	vs. LA	0-0	1/1	6:08	
Jan. 25	@ LA	0-0	0/0	8:21	
Jan. 28	vs. MIN	DND			
Jan. 30	vs. PHI	DND			
Feb. 1	vs. DAL	0-0	1/0	5:55	
Feb. 3	vs. CBJ	DND			
Feb. 5	vs. CHI	DND			
Feb. 8	@ NSH	DND			
Feb. 28	vs. STL	0-0	0/0	6:40	
Mar. 2	vs. CAR	DND			
Mar. 5	vs. MTL	1-0	1/1	6:49	
Mar. 7	vs. PIT	DND			
Mar. 10	vs. TOR	DND			
Mar. 12	@ CGY	0-0	1/2	9:57	
Mar. 14	@ COL	DND			
Mar. 15	@ LA	1-0	1/1	6:00	
Mar. 18	vs. WSH	DND			
Mar. 20	@ SJ	0-0	0/0	8:04	
Mar. 23	@ FLA	DND			
Mar. 26	@ CGY	0-0	2/0	6:54	
Mar. 28	@ EDM	DND			
Mar. 29	@ VAN	DND			
Mar. 31	vs. WPG	DND			
Apr. 2	vs. EDM	DND			
Apr. 4	vs. NSH	0-0	0/1	10:35	
Apr. 6	@ EDM	INJ			
Apr. 7	@ VAN	INJ			
Apr. 9	vs. SJ	INJ			
Apr. 12	@ LA	INJ			
Apr. 13	vs. COL	INJ			

2013-14 PLAYER GAME-BY-GAME



KESLER (w/VAN)

Oct. 3	@ SJ	0-0	3/2	21:11
Oct. 5	vs. EDM	1-0	9/0	18:57
Oct. 6	@ CGY	0-0	1/0	20:14
Oct. 8	vs. NJ	0-0	1/1	21:41
Oct. 10	vs. SJ	0-0	2/-1	18:38
Oct. 12	vs. MTL	0-0	3/1	22:24
Oct. 15	@ PHI	2-0w	6/1	22:15
Oct. 17	@ BUF	0-0	6/2	22:55
Oct. 19	@ PIT	0-0	4/-1	24:06
Oct. 20	@ CBJ	0-1	4/2	23:03
Oct. 22	@ NYI	1-1	4/0	28:04
Oct. 24	@ NJ	1-1	3/2	25:10
Oct. 25	@ STL	2-0w	8/1	24:24
Oct. 28	vs. WSH	1-0	6/1	23:53
Oct. 30	vs. DET	0-0	0/0	25:20
Nov. 2	vs. TOR	0-1	1/0	25:08
Nov. 5	@ PHX	1-0	2/0	25:00
Nov. 7	@ SJ	0-0	5/0	22:36
Nov. 9	@ LA	0-1	2/-1	17:17
Nov. 10	@ ANA	0-0	5/2	20:53
Nov. 14	vs. SJ	0-0	4/-1	23:18
Nov. 17	vs. DAL	0-1	5/0	25:02
Nov. 19	vs. FLA	0-0	2/1	20:08
Nov. 22	vs. CBJ	0-1	2/2	17:02
Nov. 23	vs. CHI	1-0	3/-1	23:39
Nov. 25	vs. LA	0-0	10/-1	21:52
Nov. 28	@ OTT	0-0	2/1	23:17
Nov. 30	@ NYR	0-1	1/0	17:05
Dec. 1	@ CAR	2-0w	5/1	20:56
Dec. 3	@ NSH	2-0w	5/1	21:01
Dec. 6	vs. PHX	0-0	2/0	22:04
Dec. 8	vs. COL	1-0w	6/3	20:53
Dec. 9	vs. CAR	0-0	3/1	24:29
Dec. 13	vs. EDM	0-2	3/1	20:09
Dec. 14	vs. BOS	0-1	0/2	18:21
Dec. 17	@ MIN	0-0	6/-1	25:35
Dec. 19	@ DAL	0-0	0/1	18:20
Dec. 20	@ CHI	0-0	3/0	25:40
Dec. 22	vs. WPG	0-0	4/0	19:42
Dec. 29	@ CGY	0-1	2/1	22:05
Dec. 30	vs. PHI	0-0	7/-3	22:27
Jan. 1	vs. TB	0-0	0/1	20:07
Jan. 4	@ LA	1-0	4/2	20:44
Jan. 5	@ ANA	1-0	3/2	23:10
Jan. 7	vs. PIT	0-0	1/0	22:50
Jan. 10	vs. STL	0-0	1/0	21:00
Jan. 13	@ LA	1-0	6/-1	22:37
Jan. 15	@ ANA	0-0	3/2	14:55
Jan. 16	@ PHX	0-0	4/0	23:51
Jan. 18	vs. CGY	1-1	4/1	26:30
Jan. 21	@ EDM	0-1	4/1	26:14
Jan. 23	vs. NSH	0-0	6/-1	25:20
Jan. 26	vs. PHX	0-1	1/0	26:40
Jan. 27	vs. EDM	0-0	1/2	21:53
Jan. 29	vs. CHI	0-1	5/0	19:19
Jan. 31	@ WPG	1-2	3/1	21:53
Feb. 3	@ DET	0-0	1/0	23:36
Feb. 4	@ BOS	0-0	1/2	21:57
Feb. 6	@ MTL	0-0	3/2	20:05
Feb. 8	@ TOR	1-0	4/0	23:46
Feb. 26	vs. STL	INJ		
Feb. 28	vs. MIN	1-0	3/1	22:23
Mar. 2	vs. OTT	0-0	4/1	25:01
Mar. 4	@ PHX	0-0	0/0	25:19
Mar. 6	@ DAL	0-0	1/1	15:38
Mar. 8	vs. CGY	0-0	1/0	24:54
Mar. 10	vs. NYI	1-0	2/-1	24:28
Mar. 12	@ WPG	0-0	2/-1	12:34
Mar. 14	@ WSH	INJ		
Mar. 16	@ FLA	INJ		
Mar. 17	@ TB	INJ		
Mar. 19	vs. NSH	INJ		
Mar. 23	vs. BUF	0-0	2/-1	22:26
Mar. 26	@ MIN	1-0	1/-1	19:32
Mar. 27	@ COL	0-0	2/0	19:43
Mar. 29	vs. ANA	0-0	2/-1	21:06
Apr. 1	vs. NYR	1-0	3/1	22:10
Apr. 5	vs. LA	0-0	2/0	21:24
Apr. 7	vs. ANA	0-0	2/-2	18:13
Apr. 10	vs. COL	0-0	2/1	17:20
Apr. 12	@ EDM	0-0	2/1	17:46
Apr. 13	vs. CGY	1-0	3/+2	17:09

LINDHOLM

Oct. 2	@ COL	DND		
Oct. 5	@ MIN	DND		
Oct. 6	@ WPG	0-0	1/1	18:41
Oct. 10	vs. NYR	0-0	2/1	21:19
Oct. 13	vs. OTT	0-2	6/4	18:29
Oct. 16	vs. CGY	0-0	1/1	18:09
Oct. 18	vs. PHX	0-0	3/2	17:17
Oct. 20	vs. DAL	0-0	2/0	18:55
Oct. 22	@ TOR	0-0	1/0	18:58
Oct. 24	@ MTL	0-0	4/-1	22:19
Oct. 25	@ OTT	0-0	1/2	19:56
Oct. 27	@ CBJ	0-0	2/1	20:37
Oct. 29	@ PHI	0-0	2/1	17:22
Oct. 31	@ BOS	0-0	1/-1	16:50
Nov. 2	@ BUF	0-1	1/2	21:40
Nov. 4	@ NYR	0-0	0/0	17:37
Nov. 6	vs. PHX	1-1	2/2	18:21
Nov. 8	vs. BUF	0-0	2/0	22:06
Nov. 10	vs. VAN	0-0	0/2	17:12
Nov. 12	@ FLA	1-0	4/-1	17:30
Nov. 14	@ TB	0-0	2/0	19:46
Nov. 15	@ CAR	0-0	1/0	21:32
Nov. 18	@ PIT	0-0	2/-1	17:49
Nov. 20	vs. NJ	0-1	3/-1	20:33
Nov. 22	vs. TB	0-0	5/1	20:31
Nov. 23	@ PHX	0-0	1/1	21:04
Nov. 26	@ DAL	0-1	1/1	20:23
Nov. 29	vs. CGY	0-0	2/1	20:07
Nov. 30	@ SJ	0-0	4/0	16:04
Dec. 3	vs. LA	0-1	1/0	18:36
Dec. 6	@ CHI	0-0	1/0	18:41
Dec. 7	@ STL	0-0	0/1	18:12
Dec. 9	vs. NYI	0-0	2/2	20:37
Dec. 11	vs. MIN	0-1	2/1	17:59
Dec. 15	vs. EDM	0-1	2/2	21:55
Dec. 17	@ DET	0-0	1/3	19:42
Dec. 20	@ NJ	0-0	1/1	19:05
Dec. 21	@ NYI	DND		
Dec. 23	@ WSH	1-1w	2/2	17:05
Dec. 28	vs. PHX	0-0	2/1	18:23
Dec. 29	@ SJ	0-0	0/1	20:03
Dec. 31	vs. SJ	0-0	0/0	18:49
Jan. 3	vs. EDM	0-0	2/1	20:07
Jan. 5	vs. VAN	0-0	2/1	21:58
Jan. 7	vs. BOS	0-0	0/0	18:54
Jan. 9	@ NSH	0-0	0/1	20:57
Jan. 11	@ PHX	2-0	3/0	19:04
Jan. 12	vs. DET	0-0	0/0	19:22
Jan. 15	vs. VAN	0-2	2/2	19:36
Jan. 17	@ CHI	0-0	0/0	17:17
Jan. 18	@ STL	0-0	2/0	18:44
Jan. 21	vs. WPG	0-0	1/1	24:10
Jan. 23	vs. LA	0-0	0/1	17:56
Jan. 25	@ LA	0-0	1/1	20:16
Jan. 28	vs. MIN	0-0	0/1	17:00
Jan. 30	vs. PHI	0-1	0/2	14:18
Feb. 1	vs. DAL	0-0	1/0	23:41
Feb. 3	vs. CBJ	0-1	0/1	17:03
Feb. 5	vs. CHI	0-0	2/1	23:19
Feb. 8	@ NSH	0-2	0/2	18:27
Feb. 28	vs. STL	0-0	1/0	20:04
Mar. 2	vs. CAR	0-0	3/0	18:03
Mar. 5	vs. MTL	0-1	1/2	20:34
Mar. 7	vs. PIT	0-0	3/0	20:52
Mar. 10	vs. TOR	0-0	4/0	20:16
Mar. 12	@ CGY	0-0	1/2	18:15
Mar. 14	@ COL	0-1	2/1	14:17
Mar. 15	@ LA	0-1	1/1	16:40
Mar. 18	vs. WSH	0-2	5/2	24:22
Mar. 20	@ SJ	0-0	0/0	20:48
Mar. 23	vs. FLA	0-0	1/3	21:35
Mar. 26	@ CGY	0-0	1/0	21:45
Mar. 28	@ EDM	0-0	1/2	17:48
Mar. 29	@ VAN	DND		
Mar. 31	vs. WPG	1-0	1/0	22:39
Apr. 2	vs. EDM	0-0	0/1	19:15
Apr. 4	vs. NSH	0-0	1/1	17:46
Apr. 6	@ EDM	0-1	1/0	20:29
Apr. 7	@ VAN	0-0	0/0	19:17
Apr. 9	vs. SJ	0-1	1/2	15:50
Apr. 12	@ LA	0-1	0/0	19:35
Apr. 13	vs. COL	0-0	1/0	21:07

LOVEJOY

Oct. 2	@ COL	0-0	4/1	20:27
Oct. 5	@ MIN	0-0	2/0	22:35
Oct. 6	@ WPG	0-1	3/1	20:30
Oct. 10	vs. NYR	0-0	4/0	18:07
Oct. 13	vs. OTT	0-0	0/1	18:19
Oct. 16	vs. CGY	0-0	0/1	19:31
Oct. 18	vs. PHX	0-0	5/0	22:12
Oct. 20	vs. DAL	0-0	3/2	18:34
Oct. 22	@ TOR	0-0	0/1	12:35
Oct. 24	@ MTL	DND		
Oct. 25	@ OTT	0-0	0/0	16:43
Oct. 27	@ CBJ	0-0	3/0	15:22
Oct. 29	@ PHI	0-0	3/2	19:20
Oct. 31	@ BOS	0-0	1/1	18:26
Nov. 2	@ BUF	0-0	1/1	18:39
Nov. 4	@ NYR	0-0	0/0	22:24
Nov. 6	vs. PHX	0-0	1/1	18:06
Nov. 8	vs. BUF	DND		
Nov. 10	vs. VAN	0-0	1/0	19:21
Nov. 12	@ FLA	0-0	2/0	12:40
Nov. 14	@ TB	0-0	1/1	18:30
Nov. 15	@ CAR	0-0	2/0	21:34
Nov. 18	@ PIT	0-1	1/1	19:11
Nov. 20	vs. NJ	0-0	2/1	21:20
Nov. 22	vs. TB	0-0	2/1	24:53
Nov. 23	@ PHX	0-1	0/2	23:07
Nov. 26	@ DAL	0-0	1/1	26:16
Nov. 29	vs. CGY	0-1	1/1	18:39
Nov. 30	@ SJ	1-0	4/1	26:06
Dec. 3	vs. LA	0-0	1/1	20:45
Dec. 6	@ CHI	0-0	1/1	24:13
Dec. 7	@ STL	0-0	0/0	21:07
Dec. 9	vs. NYI	0-0	0/0	22:16
Dec. 11	vs. MIN	0-0	2/0	19:59
Dec. 15	vs. EDM	0-0	2/1	21:04
Dec. 17	@ DET	0-1	0/1	17:58
Dec. 20	@ NJ	0-1	0/1	21:16
Dec. 21	@ NYI	0-1	1/1	21:59
Dec. 23	@ WSH	0-1	1/0	17:38
Dec. 28	vs. PHX	0-1	2/3	18:39
Dec. 29	@ SJ	0-0	2/1	20:45
Dec. 31	vs. SJ	0-0	1/2	16:28
Jan. 3	vs. EDM	2-0w	3/3	15:00
Jan. 5	vs. VAN	0-0	2/1	18:58
Jan. 7	vs. BOS	0-0	3/1	19:47
Jan. 9	@ NSH	0-0	0/0	20:36
Jan. 11	@ PHX	0-0	2/0	19:56
Jan. 12	vs. DET	0-0	1/1	19:18
Jan. 15	vs. VAN	0-1	4/0	18:53
Jan. 17	@ CHI	0-0	1/1	20:03
Jan. 18	@ STL	0-0	0/1	20:58
Jan. 21	vs. WPG	0-0	2/1	14:55
Jan. 23	vs. LA	0-0	0/0	17:56
Jan. 25	@ LA	0-0	2/1	17:39
Jan. 28	vs. MIN	0-0	3/1	18:53
Jan. 30	vs. PHI	0-0	1/1	16:15
Feb. 1	vs. DAL	0-0	4/0	18:04
Feb. 3	vs. CBJ	0-0	1/1	18:42
Feb. 5	vs. CHI	0-0	0/1	13:16
Feb. 8	@ NSH	0-0	0/0	17:14
Feb. 28	vs. STL	0-0	1/1	18:01
Mar. 2	vs. CAR	0-0	0/2	19:18
Mar. 5	vs. MTL	0-1	1/0	18:26
Mar. 7	vs. PIT	0-0	2/1	26:13
Mar. 10	vs. TOR	0-0	1/0	16:28
Mar. 12	@ CGY	DND		
Mar. 14	@ COL	1-0w	1/1	19:25
Mar. 15	@ LA	0-0	0/1	18:39
Mar. 18	vs. WSH	1-0	3/1	17:59
Mar. 20	@ SJ	0-0	1/1	21:43
Mar. 23	vs. FLA	0-0	0/2	19:56
Mar. 26	@ CGY	0-0	2/1	21:26
Mar. 28	@ EDM	0-0	0/2	17:28
Mar. 29	@ VAN	0-0	0/0	19:55
Mar. 31	vs. WPG	DND		
Apr. 2	vs. EDM	0-0	1/2	22:02
Apr. 4	vs. NSH	0-0	0/0	18:50
Apr. 6	@ EDM	0-0	3/0	17:06
Apr. 7	@ VAN	0-1	0/1	19:49
Apr. 9	vs. SJ	0-0	1/1	17:55
Apr. 12	@ LA	0-0	2/0	19:01
Apr. 13	vs. COL	0-1	1/1	19:21

2013-14 PLAYER GAME-BY-GAME

MAROON

Oct. 2	@ COL	0-0	1/0	9:50
Oct. 5	@ MIN	0-0	0/0	6:21
Oct. 6	@ WPG	0-0	1/0	8:40
Oct. 10	vs. NYR	0-0	3/0	13:41
Oct. 13	vs. OTT	0-1	1/2	14:09
Oct. 16	vs. CGY	DND		
Oct. 18	vs. PHX	DND		
Oct. 20	vs. DAL	DND		
Oct. 22	@ TOR	0-1	3/1	12:00
Oct. 24	@ MTL	1-0	2/0	6:55
Oct. 25	@ OTT	1-0	3/2	16:11
Oct. 27	@ CBJ	0-0	3/1	17:45
Oct. 29	@ PHI	0-0	5/1	17:12
Oct. 31	@ BOS	0-0	2/0	20:03
Nov. 2	@ BUF	0-0	1/1	11:10
Nov. 4	@ NYR	0-0	0/0	11:12
Nov. 6	vs. PHX	DND		
Nov. 8	vs. BUF	DND		
Nov. 10	vs. VAN	0-0	2/0	12:05
Nov. 12	@ FLA	0-0	0/0	11:45
Nov. 14	@ TB	0-0	1/1	11:29
Nov. 15	@ CAR	0-0	1/0	8:36
Nov. 18	@ PIT	DND		
Nov. 20	vs. NJ	DND		
Nov. 22	vs. TB	DND		
Nov. 23	@ PHX	DND		
Nov. 26	@ DAL	0-0	0/0	9:33
Nov. 29	vs. CGY	DND		
Nov. 30	@ SJ	0-0	0/0	8:20
Dec. 3	vs. LA	DND		
Dec. 6	@ CHI	DND		
Dec. 7	@ STL	0-1	1/1	9:11
Dec. 9	vs. NYI	DND		
Dec. 11	vs. MIN	DND		
Dec. 15	vs. EDM	0-1	1/0	8:10
Dec. 17	@ DET	DND		
Dec. 20	@ NJ	DND		
Dec. 21	@ NYI	0-0	1/1	13:51
Dec. 23	@ WSH	DND		
Dec. 28	vs. PHX	0-0	1/0	11:47
Dec. 29	@ SJ	1-0	2/1	12:25
Dec. 31	vs. SJ	0-0	4/0	12:10
Jan. 3	vs. EDM	DND		
Jan. 5	vs. VAN	DND		
Jan. 7	vs. BOS	0-1	1/1	9:21
Jan. 9	@ NSH	0-1	1/1	8:09
Jan. 11	@ PHX	0-1	3/1	8:59
Jan. 12	vs. DET	0-0	1/0	11:06
Jan. 15	vs. VAN	0-1	2/1	11:44
Jan. 17	@ CHI	DND		
Jan. 18	@ STL	0-0	0/0	8:41
Jan. 21	vs. WPG	0-0	4/1	18:32
Jan. 23	vs. LA	1-0w	3/0	8:00
Jan. 25	@ LA	0-0	0/0	8:22
Jan. 28	vs. MIN	0-0	0/0	14:56
Jan. 30	vs. PHI	1-0	4/1	12:50
Feb. 1	vs. DAL	0-0	0/1	16:31
Feb. 3	vs. CBJ	0-1	3/1	11:18
Feb. 5	vs. CHI	0-0	1/0	11:57
Feb. 8	@ NSH	0-0	0/0	12:07
Feb. 8	vs. STL	0-0	0/0	10:10
Mar. 2	vs. CAR	0-0	1/1	6:33
Mar. 5	vs. MTL	0-0	1/0	11:39
Mar. 7	vs. PIT	0-0	2/0	11:19
Mar. 10	vs. TOR	0-1	3/1	13:54
Mar. 12	@ CGY	0-0	1/1	15:48
Mar. 14	@ COL	0-1	2/2	10:23
Mar. 15	@ LA	1-0w	2/1	13:35
Mar. 18	vs. WSH	0-0	0/0	16:42
Mar. 20	@ SJ	0-0	2/0	18:17
Mar. 23	vs. FLA	1-1	2/0	8:50
Mar. 26	@ CGY	0-1	0/0	15:53
Mar. 28	@ EDM	1-1	2/2	15:11
Mar. 29	@ VAN	0-1	1/1	13:35
Mar. 31	vs. WPG	0-2	2/1	14:38
Apr. 2	vs. EDM	0-0	0/0	12:01
Apr. 4	vs. NSH	0-1	3/1	14:53
Apr. 6	@ EDM	0-0	1/1	15:13
Apr. 7	@ VAN	0-0	1/0	12:30
Apr. 9	vs. SJ	2-0w	2/2	12:22
Apr. 12	@ LA	0-0	1/0	14:25
Apr. 13	vs. COL	1-0	3/1	18:19

PALMIERI

Oct. 2	@ COL	0-0	4/0	13:32
Oct. 5	@ MIN	0-0	3/0	14:49
Oct. 6	@ WPG	0-0	1/0	8:03
Oct. 10	vs. NYR	0-0		
Oct. 13	vs. OTT	0-0	6/1	12:02
Oct. 16	vs. CGY	1-0	2/0	9:56
Oct. 18	vs. PHX	0-0	1/0	7:43
Oct. 20	vs. DAL	0-1	1/0	13:36
Oct. 22	@ TOR	0-0	3/1	10:45
Oct. 24	@ MTL	DND		
Oct. 25	@ OTT	0-0	3/0	8:15
Oct. 27	@ CBJ	0-1	1/0	12:46
Oct. 29	@ PHI	2-0w	4/2	13:22
Oct. 31	@ BOS	0-0	1/0	10:57
Nov. 2	@ BUF	0-0	0/1	9:18
Nov. 4	@ NYR	1-0w	1/0	10:31
Nov. 6	vs. PHX	0-0	0/1	10:18
Nov. 8	vs. BUF	0-0	1/1	11:47
Nov. 10	vs. VAN	0-0	0/0	9:53
Nov. 12	@ FLA	0-0		
Nov. 14	@ TB	0-0	3/1	13:39
Nov. 15	@ CAR	0-0	2/0	10:22
Nov. 18	@ PIT	0-0	0/1	8:40
Nov. 20	vs. NJ	0-1	1/1	10:56
Nov. 22	vs. TB	0-0	4/0	11:16
Nov. 23	@ PHX	0-0	0/1	12:16
Nov. 26	@ DAL	0-1	2/0	12:45
Nov. 29	vs. CGY	0-0	3/1	11:04
Nov. 30	@ SJ	0-0	0/0	11:26
Dec. 3	vs. LA	0-0	0/0	8:24
Dec. 6	@ CHI	0-0	2/0	9:40
Dec. 7	@ STL	0-0	3/0	8:50
Dec. 9	vs. NYI	DND		
Dec. 11	vs. MIN	0-0	3/0	11:47
Dec. 15	vs. EDM	0-1	1/0	9:02
Dec. 17	@ DET	0-0	2/1	12:47
Dec. 20	@ NJ	1-1w	3/3	15:42
Dec. 21	@ NYI	1-1w	6/2	13:06
Dec. 23	@ WSH	0-0	1/0	11:23
Dec. 28	vs. PHX	DND		
Dec. 29	@ SJ	0-0	3/0	13:39
Dec. 31	vs. SJ	1-0	1/2	11:10
Jan. 3	vs. EDM	1-1	4/3	12:48
Jan. 5	vs. VAN	0-1	3/2	12:51
Jan. 7	vs. BOS	0-0	0/0	13:57
Jan. 9	@ NSH	0-0	2/1	11:46
Jan. 11	@ PHX	0-1	2/1	14:43
Jan. 12	vs. DET	0-1	5/1	12:28
Jan. 15	vs. VAN	DND		
Jan. 17	@ CHI	1-0	2/1	14:08
Jan. 18	@ STL	0-0	2/0	10:19
Jan. 21	vs. WPG	0-0	4/2	14:01
Jan. 23	vs. LA	DND		
Jan. 25	@ LA	0-1	1/1	12:28
Jan. 28	vs. MIN	0-0	3/1	9:54
Jan. 30	vs. PHI	0-1	1/0	8:38
Feb. 1	vs. DAL	DND		
Feb. 3	vs. CBJ	0-0	6/0	16:12
Feb. 5	vs. CHI	0-0	0/0	15:39
Feb. 8	@ NSH	0-0	1/0	12:50
Feb. 8	vs. STL	DND		
Mar. 2	vs. CAR	0-1	0/1	7:42
Mar. 5	vs. MTL	0-0	6/0	17:49
Mar. 7	vs. PIT	0-1	0/2	17:10
Mar. 10	vs. TOR	0-0	2/0	12:32
Mar. 12	@ CGY	0-0	1/1	12:57
Mar. 14	@ COL	2-0	5/1	9:27
Mar. 15	@ LA	0-1	0/1	11:42
Mar. 18	vs. WSH	0-0	1/1	13:52
Mar. 20	@ SJ	DND		
Mar. 23	vs. FLA	1-0	4/0	17:17
Mar. 26	@ CGY	0-0	0/2	10:11
Mar. 28	@ EDM	DND		
Mar. 29	@ VAN	0-0	2/1	13:19
Mar. 31	vs. WPG	0-1	4/1	12:41
Apr. 2	vs. EDM	0-0	4/0	12:34
Apr. 4	vs. NSH	1-0	3/1	13:03
Apr. 6	@ EDM	0-0	2/2	12:01
Apr. 7	@ VAN	1-0	2/1	10:53
Apr. 9	vs. SJ	0-0	0/0	8:40
Apr. 12	@ LA	0-0	2/1	13:01
Apr. 13	vs. COL	0-0	1/0	12:54

PERRY

Oct. 2	@ COL	0-0	1/0	18:33
Oct. 5	@ MIN	0-1	2/0	20:11
Oct. 6	@ WPG	1-0w	3/0	20:45
Oct. 10	vs. NYR	0-2	4/2	17:19
Oct. 13	vs. OTT	2-0	5/2	18:40
Oct. 16	vs. CGY	0-0	5/1	19:11
Oct. 18	vs. PHX	0-0	3/1	21:35
Oct. 20	vs. DAL	2-1	8/2	18:11
Oct. 22	@ TOR	0-0	1/1	20:11
Oct. 24	@ MTL	0-0	4/2	19:39
Oct. 25	@ OTT	0-2	4/2	19:23
Oct. 27	@ CBJ	1-1w	2/1	19:17
Oct. 29	@ PHI	0-0	8/1	20:51
Oct. 31	@ BOS	0-0	1/0	24:03
Nov. 2	@ BUF	2-0w	5/3	19:26
Nov. 4	@ NYR	1-0	5/1	19:20
Nov. 6	vs. PHX	1-0w	4/1	18:12
Nov. 8	vs. BUF	0-2	4/3	13:58
Nov. 10	vs. VAN	1-1	3/1	19:20
Nov. 12	@ FLA	0-0	3/2	23:41
Nov. 14	@ TB	0-0	3/2	17:46
Nov. 15	@ CAR	1-1	3/0	23:55
Nov. 18	@ PIT	0-1	2/1	20:25
Nov. 20	vs. NJ	0-0	4/1	21:24
Nov. 22	vs. TB	0-0	6/1	20:54
Nov. 23	@ PHX	1-0w	2/2	18:39
Nov. 26	@ DAL	0-1	3/3	19:07
Nov. 29	vs. CGY	1-1	2/2	19:50
Nov. 30	@ SJ	1-0	6/2	23:58
Dec. 3	vs. LA	1-1	4/0	21:23
Dec. 6	@ CHI	1-0	5/1	22:08
Dec. 7	@ STL	1-0	1/0	17:13
Dec. 9	vs. NYI	2-0	3/1	17:53
Dec. 11	vs. MIN	1-0w	7/1	21:36
Dec. 15	vs. EDM	0-0	1/1	19:03
Dec. 17	@ DET	1-0w	5/1	18:12
Dec. 20	@ NJ	0-0	3/0	20:13
Dec. 21	@ NYI	0-3	3/3	20:39
Dec. 23	@ WSH	0-1	3/1	21:18
Dec. 28	vs. PHX	0-0	4/2	17:52
Dec. 29	@ SJ	0-1	3/0	18:58
Dec. 31	vs. SJ	0-1	4/1	17:41
Jan. 3	vs. EDM	0-0	2/1	20:24
Jan. 5	vs. VAN	1-0w	6/0	22:33
Jan. 7	vs. BOS	1-1	3/0	17:27
Jan. 9	@ NSH	1-0	3/3	19:44
Jan. 11	@ PHX	0-2	1/1	16:00
Jan. 12	vs. DET	0-0	5/0	18:30
Jan. 15	vs. VAN	2-2	3/2	14:38
Jan. 17	@ CHI	0-1	3/0	19:22
Jan. 18	@ STL	0-1	1/1	19:17
Jan. 21	vs. WPG	0-0	3/0	20:16
Jan. 23	vs. LA	0-1	2/0	21:56
Jan. 25	@ LA	1-0w	1/1	15:24
Jan. 28	vs. MIN	0-1	4/1	17:18
Jan. 30	vs. PHI	1-0	3/1	18:51
Feb. 1	vs. DAL	0-0	3/2	20:17
Feb. 3	vs. CBJ	0-0	2/2	17:20
Feb. 5	vs. CHI	0-0	6/1	21:46
Feb. 8	@ NSH	1-0	1/2	20:18
Feb. 8	vs. STL	0-0	2/0	17:37
Mar. 2	vs. CAR	0-1	5/2	17:36
Mar. 5	vs. MTL	2-1	3/0	21:33
Mar. 7	vs. PIT	2-0	4/2	23:18
Mar. 10	vs. TOR	1-0	8/1	24:21
Mar. 12	@ CGY	0-0	1/2	17:35
Mar. 14	@ COL	1-0	3/1	20:50
Mar. 15	@ LA	0-0	2/0	19:34
Mar. 18	vs. WSH	0-0	3/1	20:52
Mar. 20	@ SJ	0-2	2/1	17:17
Mar. 23	vs. FLA	1-2	8/3	16:40
Mar. 26	@ CGY	0-0	5/0	18:30
Mar. 28	@ EDM	0-0	7/1	23:24
Mar. 29	@ VAN	1-1	3/1	17:31
Mar. 31	vs. WPG	1-0	3/1	16:59
Apr. 2	vs. EDM	2-1	5/3	18:47
Apr. 4	vs. NSH	0-0	2/1	16:35
Apr. 6	@ EDM	1-0	5/2	22:26
Apr. 7	@ VAN	0-1	0/1	15:50
Apr. 9	vs. SJ	1-1	3/1	17:01
Apr. 12	@ LA	0-0	2/0	20:29
Apr. 13	vs. COL	DND		

2013-14 PLAYER GAME-BY-GAME



SILFVERBERG

Oct. 2	@ COL	1-0	3/1	14:12
Oct. 5	@ MIN	1-0	3/1	18:18
Oct. 6	@ WPG	0-1	4/1	13:46
Oct. 10	vs. NYR	2-0	6/2	17:23
Oct. 13	vs. OTT	0-0	3/1	15:37
Oct. 16	vs. CGY	0-1	0/0	12:43
Oct. 18	vs. PHX	0-0	2/0	12:17
Oct. 20	vs. DAL	0-0	5/1	14:27
Oct. 22	@ TOR	0-1	2/2	14:59
Oct. 24	@ MTL	0-0	4/0	13:07
Oct. 25	@ OTT	0-0	3/0	13:24
Oct. 27	@ CBJ	INJ		
Oct. 29	@ PHI	INJ		
Oct. 31	@ BOS	INJ		
Nov. 2	@ BUF	INJ		
Nov. 4	@ NYR	INJ		
Nov. 6	vs. PHX	INJ		
Nov. 8	vs. BUF	INJ		
Nov. 10	vs. VAN	INJ		
Nov. 12	@ FLA	INJ		
Nov. 14	@ TB	INJ		
Nov. 15	@ CAR	INJ		
Nov. 18	@ PIT	INJ		
Nov. 20	vs. NJ	INJ		
Nov. 22	vs. TB	INJ		
Nov. 23	@ PHX	INJ		
Nov. 26	@ DAL	INJ		
Nov. 29	vs. CGY	INJ		
Nov. 30	@ SJ	INJ		
Dec. 3	vs. LA	INJ		
Dec. 6	@ CHI	INJ		
Dec. 7	@ STL	INJ		
Dec. 9	vs. NYI	INJ		
Dec. 11	vs. MIN	INJ		
Dec. 15	vs. EDM	INJ		
Dec. 17	@ DET	1-0	3/1	12:48
Dec. 20	@ NJ	0-0	2/0	15:36
Dec. 21	@ NYI	0-0	2/0	18:36
Dec. 23	@ WSH	0-0	4/1	12:50
Dec. 28	vs. PHX	0-0	2/0	11:45
Dec. 29	@ SJ	0-0	0/1	16:19
Dec. 31	vs. SJ	0-1	4/2	16:51
Jan. 3	vs. EDM	0-1	3/0	17:30
Jan. 5	vs. VAN	0-1	1/0	14:25
Jan. 7	vs. BOS	0-0	0/0	16:15
Jan. 9	@ NSH	DND		
Jan. 11	@ PHX	0-1	1/0	14:17
Jan. 12	vs. DET	0-0	2/0	12:25
Jan. 15	vs. VAN	1-1	3/1	15:47
Jan. 17	@ CHI	0-0	1/1	11:43
Jan. 18	@ STL	0-0	2/0	12:14
Jan. 21	vs. WPG	0-1	3/1	12:25
Jan. 23	vs. LA	0-0	2/0	15:20
Jan. 25	@ LA	DND		
Jan. 28	vs. MIN	0-0	2/2	12:42
Jan. 30	vs. PHI	DND		
Feb. 1	vs. DAL	0-0	3/1	13:59
Feb. 3	vs. CBJ	0-0	1/0	12:16
Feb. 5	vs. CHI	DND		
Feb. 8	@ NSH	0-0	2/0	11:14
Feb. 28	vs. STL	DND		
Mar. 2	vs. CAR	1-0	1/0	12:45
Mar. 5	vs. MTL	0-0	5/0	15:33
Mar. 7	vs. PIT	0-0	3/0	13:46
Mar. 10	vs. TOR	0-0	2/0	15:49
Mar. 12	@ CGY	0-1	3/0	15:11
Mar. 14	@ COL	0-1	1/1	13:19
Mar. 15	@ LA	0-0	5/0	16:59
Mar. 18	vs. WSH	0-0	1/0	10:48
Mar. 20	@ SJ	0-0	2/0	16:20
Mar. 23	vs. FLA	1-0w	2/1	11:55
Mar. 26	@ CGY	0-1	2/1	16:10
Mar. 28	@ EDM	0-0	5/1	13:06
Mar. 29	@ VAN	0-0	1/1	12:09
Mar. 31	vs. WPG	0-1	1/0	12:45
Apr. 2	vs. EDM	0-0	1/0	15:26
Apr. 4	vs. NSH	DND		
Apr. 6	@ EDM	1-0	1/1	14:15
Apr. 7	@ VAN	0-0	1/0	13:58
Apr. 9	vs. SJ	1-0	3/0	15:24
Apr. 12	@ LA	0-0	1/2	15:15
Apr. 13	vs. COL	0-0	0/0	13:18

SMITH-PELLY

Oct. 2	@ COL	MIN		
Oct. 5	@ MIN	MIN		
Oct. 6	@ WPG	MIN		
Oct. 10	vs. NYR	MIN		
Oct. 13	vs. OTT	MIN		
Oct. 16	vs. CGY	MIN		
Oct. 18	vs. PHX	MIN		
Oct. 20	vs. DAL	MIN		
Oct. 22	@ TOR	DND		
Oct. 24	@ MTL	0-1	0/1	9:03
Oct. 25	@ OTT	0-0	0/0	8:50
Oct. 27	@ CBJ	0-1	0/1	12:06
Oct. 29	@ PHI	0-0	1/0	9:50
Oct. 31	@ BOS	1-1	1/2	14:53
Nov. 2	@ BUF	0-1	3/2	17:06
Nov. 4	@ NYR	0-0	1/0	10:55
Nov. 6	vs. PHX	0-1	0/1	13:05
Nov. 8	vs. BUF	0-0	4/0	16:49
Nov. 10	vs. VAN	0-1	0/1	16:41
Nov. 12	@ FLA	0-1	2/0	11:11
Nov. 14	@ TB	0-0	1/0	11:59
Nov. 15	@ CAR	0-0	1/0	14:25
Nov. 18	@ PIT	0-0	0/1	12:21
Nov. 20	vs. NJ	0-0	1/1	13:31
Nov. 22	vs. TB	DND		
Nov. 23	@ PHX	0-0	2/1	11:17
Nov. 26	@ DAL	DND		
Nov. 29	vs. CGY	MIN		
Nov. 30	@ SJ	MIN		
Dec. 3	vs. LA	MIN		
Dec. 6	@ CHI	MIN		
Dec. 7	@ STL	MIN		
Dec. 9	vs. NYI	MIN		
Dec. 11	vs. MIN	MIN		
Dec. 15	vs. EDM	MIN		
Dec. 17	@ DET	MIN		
Dec. 20	@ NJ	MIN		
Dec. 21	@ NYI	MIN		
Dec. 23	@ WSH	MIN		
Dec. 28	vs. PHX	MIN		
Dec. 29	@ SJ	MIN		
Dec. 31	vs. SJ	MIN		
Jan. 3	vs. EDM	MIN		
Jan. 5	vs. VAN	MIN		
Jan. 7	vs. BOS	MIN		
Jan. 9	@ NSH	MIN		
Jan. 11	@ PHX	MIN		
Jan. 12	vs. DET	MIN		
Jan. 15	vs. VAN	MIN		
Jan. 17	@ CHI	MIN		
Jan. 18	@ STL	MIN		
Jan. 21	vs. WPG	MIN		
Jan. 23	vs. LA	MIN		
Jan. 25	@ LA	MIN		
Jan. 28	vs. MIN	MIN		
Jan. 30	vs. PHI	MIN		
Feb. 1	vs. DAL	MIN		
Feb. 3	vs. CBJ	MIN		
Feb. 5	vs. CHI	MIN		
Feb. 8	@ NSH	MIN		
Feb. 28	vs. STL	MIN		
Mar. 2	vs. CAR	MIN		
Mar. 5	vs. MTL	MIN		
Mar. 7	vs. PIT	MIN		
Mar. 10	vs. TOR	MIN		
Mar. 12	@ CGY	MIN		
Mar. 14	@ COL	MIN		
Mar. 15	@ LA	MIN		
Mar. 18	vs. WSH	MIN		
Mar. 20	@ SJ	MIN		
Mar. 23	vs. FLA	MIN		
Mar. 26	@ CGY	MIN		
Mar. 28	@ EDM	MIN		
Mar. 29	@ VAN	MIN		
Mar. 31	vs. WPG	MIN		
Apr. 2	vs. EDM	MIN		
Apr. 4	vs. NSH	MIN		
Apr. 6	@ EDM	0-0	1/1	10:28
Apr. 7	@ VAN	DND		
Apr. 9	vs. SJ	DND		
Apr. 12	@ LA	1-0	1/1	11:17
Apr. 13	vs. COL	0-1	4/0	14:26

STONER (w/MIN)

Oct. 3	vs. LA	0-0	0/0	15:37
Oct. 5	vs. ANA	DND		
Oct. 8	@ NSH	0-0	2/0	18:49
Oct. 10	vs. WPG	0-1	0/1	13:29
Oct. 12	vs. DAL	0-0	2/0	16:57
Oct. 14	@ BUF	0-0	0/0	16:47
Oct. 15	@ TOR	0-0	2/0	13:09
Oct. 17	@ TB	0-0	2/1	14:49
Oct. 19	@ FLA	0-0	0/0	14:00
Oct. 22	vs. NSH	0-1	0-1	20:57
Oct. 24	vs. CAR	0-0	3/0	16:40
Oct. 26	@ CHI	0-0	0/0	20:52
Oct. 28	vs. CHI	0-1	1/0	18:07
Nov. 1	vs. MTL	0-0	1/2	15:07
Nov. 3	vs. NJ	0-0	0/1	16:55
Nov. 5	vs. CGY	0-0	0/0	14:39
Nov. 7	@ WSH	0-0	1/0	2:15
Nov. 9	@ CAR	INJ		
Nov. 13	vs. TOR	0-0	1/0	8:43
Nov. 15	vs. FLA	0-0	2/0	13:19
Nov. 17	vs. WPG	0-0	1/0	12:54
Nov. 19	@ MTL	0-0	0/1	15:33
Nov. 20	@ OTT	0-0	0/1	9:38
Nov. 23	@ WPG	0-0	0/1	13:19
Nov. 25	@ STL	0-0	0/1	12:02
Nov. 27	vs. PHX	0-0	2/1	11:10
Nov. 29	vs. COL	0-0	0/1	12:55
Nov. 30	@ COL	0-0	1/1	12:10
Dec. 2	vs. PHI	0-0	0/0	12:11
Dec. 5	vs. CHI	0-0	1/0	13:55
Dec. 6	@ CBJ	0-0	0-1	19:03
Dec. 8	vs. SJ	0-0	0/0	11:29
Dec. 11	@ ANA	0-0	1/1	11:32
Dec. 12	@ SJ	0-0	1/0	12:13
Dec. 14	@ COL	0-0	0/1	15:12
Dec. 17	vs. VAN	0-0	1/0	9:30
Dec. 19	@ PIT	0-0	0/0	15:06
Dec. 22	@ NYR	0-0	0/1	9:16
Dec. 23	@ PHI	INJ		
Dec. 27	@ WPG	INJ		
Dec. 29	vs. NYI	INJ		
Dec. 31	vs. STL	INJ		
Jan. 2	vs. BUF	0-0	1/0	14:26
Jan. 4	vs. WSH	0-1	0/1	13:07
Jan. 7	@ LA	0-0	0/0	17:35
Jan. 9	@ PHX	0-0	3/0	16:07
Jan. 11	vs. COL	0-0	0/0	10:59
Jan. 12	@ NSH	0-0	1/1	15:28
Jan. 14	vs. OTT	0-0	2/1	14:40
Jan. 16	vs. EDM	0-0	0/1	12:52
Jan. 18	vs. DAL	0-0	0/0	10:23
Jan. 21	@ DAL	0-0	1/1	15:00
Jan. 23	vs. CHI	0-0	0/0	11:52
Jan. 25	@ SJ	0-0	2/0	10:06
Jan. 28	@ ANA	0-0	0/1	8:29
Jan. 30	@ COL	0-0	3/0	10:46
Feb. 1	@ CGY	0-0	0/1	11:19
Feb. 4	vs. TB	DND		
Feb. 6	vs. NSH	0-0	0/0	9:59
Feb. 27	@ EDM	0-0	1/1	13:53
Feb. 28	@ VAN	0-0	0/0	11:59
Mar. 3	vs. CGY	DND		
Mar. 8	@ DAL	0-0	0/1	9:51
Mar. 9	vs. STL	0-0	0/1	10:16
Mar. 11	vs. EDM	DND		
Mar. 13	vs. NYR	0-0	1/0	11:43
Mar. 15	vs. CBJ	0-0	3/1	12:49
Mar. 17	@ BOS	0-0	0/0	11:56
Mar. 18	@ NYI	1-0	1/1	14:13
Mar. 20	@ NJ	0-0	1/1	11:41
Mar. 22	vs. DET	0-0	1/0	13:10
Mar. 23	@ DET	INJ		
Mar. 26	vs. VAN	INJ		
Mar. 27	@ STL	INJ		
Mar. 29	@ PHX	INJ		
Mar. 31	@ LA	INJ		
Apr. 3	@ CHI	INJ		
Apr. 5	vs. PIT	INJ		
Apr. 7	@ WPG	INJ		
Apr. 8	vs. BOS	INJ		
Apr. 10	vs. STL	INJ		
Apr. 13	vs. NSH	INJ		

2013-14 PLAYER GAME-BY-GAME

THOMPSON (w/TB)

Oct. 3	@ BOS	0-0	3/0	9:20
Oct. 5	@ CHI	0-0	3/1	15:01
Oct. 8	@ BUF	0-0	1/0	12:08
Oct. 10	vs. FLA	0-0	0/0	10:56
Oct. 12	vs. PIT	0-0	1/1	8:31
Oct. 15	vs. LA	0-0	0/1	12:26
Oct. 17	vs. MIN	0-0	0/0	9:34
Oct. 19	vs. BOS	0-0	0/1	10:35
Oct. 24	vs. CHI	1-0	2/2	9:49
Oct. 26	vs. BUF	0-0	2/0	11:57
Oct. 27	@ FLA	0-0	1/0	10:53
Oct. 29	@ NJ	0-0	0/0	10:25
Nov. 1	@ CAR	0-1	2/1	9:24
Nov. 2	vs. STL	0-0	1/0	11:43
Nov. 7	vs. EDM	0-0	1/0	9:22
Nov. 9	@ DET	0-1	1/2	10:24
Nov. 11	@ BOS	0-0	0/0	10:52
Nov. 12	@ MTL	0-0	2/0	10:33
Nov. 14	vs. ANA	0-0	1/0	12:54
Nov. 16	@ PHX	0-0	0/1	11:28
Nov. 19	@ LA	0-0	1/1	11:11
Nov. 21	@ SJ	0-0	1/0	12:36
Nov. 22	@ ANA	0-0	2/0	11:11
Nov. 25	vs. NYR	0-0	1/0	14:15
Nov. 27	vs. PHI	0-1	3/1	11:55
Nov. 29	vs. PIT	0-0	1/0	11:30
Dec. 3	@ CBJ	0-0	1/0	8:58
Dec. 5	vs. OTT	0-0	3/0	17:54
Dec. 7	vs. WPG	1-0	2/1	16:33
Dec. 10	@ WSH	1-0	2/1	16:08
Dec. 12	vs. DET	0-0	0/1	14:55
Dec. 14	@ NJ	0-0	4/1	13:00
Dec. 15	@ DET	0-1	0/1	15:59
Dec. 17	@ NYI	0-0	0/0	13:44
Dec. 19	vs. NSH	0-0	2/0	15:44
Dec. 21	vs. CAR	0-1	4/1	13:39
Dec. 23	@ FLA	0-0	2/2	16:38
Dec. 28	vs. MTL	0-0	1/0	16:46
Dec. 29	vs. NYR	0-0	0/0	15:10
Jan. 1	@ VAN	0-0	2/1	15:25
Jan. 3	@ CGY	0-0	2/0	15:27
Jan. 5	@ EDM	0-0	4/2	16:00
Jan. 7	@ WPG	0-0	1/1	14:48
Jan. 9	vs. WSH	0-0	0/0	12:41
Jan. 11	@ PHI	0-1	2/1	18:54
Jan. 13	@ CBJ	0-0	4/0	19:01
Jan. 14	@ NYR	DND		
Jan. 16	vs. NYI	0-0	1/0	16:14
Jan. 18	vs. SJ	0-0	0/0	16:02
Jan. 19	@ CAR	0-0	0/0	15:03
Jan. 23	vs. OTT	0-0	0/1	16:55
Jan. 25	vs. COL	0-0	1/1	17:50
Jan. 28	@ TOR	0-0	2/1	14:25
Jan. 30	@ OTT	0-0	1/0	16:54
Feb. 1	@ MTL	2-0w	6/2	17:52
Feb. 4	@ MIN	0-0	1/0	15:55
Feb. 6	vs. TOR	0-0	2/0	17:39
Feb. 8	vs. DET	0-0	1/2	10:27
Feb. 27	@ NSH	0-0	1/0	14:55
Mar. 1	@ DAL	1-0	2/0	14:55
Mar. 2	@ COL	2-0	3/1	14:20
Mar. 4	@ STL	0-0	2/0	11:41
Mar. 6	vs. BUF	0-0	0/1	8:22
Mar. 8	vs. BOS	0-0	0/1	10:26
Mar. 10	vs. PHX	0-0	0/0	10:05
Mar. 13	vs. FLA	0-0	1/2	11:37
Mar. 15	vs. NJ	1-0	1/1	10:14
Mar. 17	vs. VAN	0-0	1/0	9:44
Mar. 19	@ TOR	0-0	0/0	12:12
Mar. 20	@ OTT	0-0	1/1	6:26
Mar. 22	@ PIT	0-0	3/0	10:13
Mar. 24	vs. OTT	0-0	0/1	10:13
Mar. 27	vs. NYI	0-0	0/1	10:50
Mar. 29	@ BUF	0-0	2/1	8:39
Mar. 30	@ DET	0-0	0/0	8:46
Apr. 1	vs. MTL	0-0	0/0	9:43
Apr. 3	vs. CGY	0-0	0/1	6:55
Apr. 5	vs. DAL	0-1	0/1	12:10
Apr. 8	vs. TOR	0-0	2/0	13:10
Apr. 10	vs. PHI	0-0	2/1	14:14
Apr. 11	vs. CBJ	0-0	1/0	13:34
Apr. 13	@ WSH	0-0	2/0	15:04

VATANEN

Oct. 2	@ COL	0-0	3/1	18:46
Oct. 5	@ MIN	0-0	0/0	22:09
Oct. 6	@ WPG	0-0	0/1	17:41
Oct. 10	vs. NYR	0-1	1/5	19:08
Oct. 13	vs. OTT	0-0	7/0	22:01
Oct. 16	vs. CGY	0-0	1/1	15:03
Oct. 18	vs. PHX	0-0	1/2	15:07
Oct. 20	vs. DAL	0-1	2/1	19:32
Oct. 22	@ TOR	0-1	3/1	19:35
Oct. 24	@ MTL	0-0	1/1	20:02
Oct. 25	@ OTT	0-0	0/0	17:14
Oct. 27	@ CBJ	0-0	2/1	19:00
Oct. 29	@ PHI	0-1	1/1	16:43
Oct. 31	@ BOS	0-0	1/1	20:10
Nov. 2	@ BUF	1-0	1/1	12:48
Nov. 4	@ NYR	DND		
Nov. 6	vs. PHX	DND		
Nov. 8	vs. BUF	0-0	1/0	16:19
Nov. 10	vs. VAN	DND		
Nov. 12	@ FLA	0-0	0/0	16:27
Nov. 14	@ TB	MIN		
Nov. 15	@ CAR	MIN		
Nov. 18	@ PIT	MIN		
Nov. 20	vs. NJ	MIN		
Nov. 22	vs. TB	DND		
Nov. 23	@ PHX	1-0	2/2	14:28
Nov. 26	@ DAL	0-0	2/3	16:00
Nov. 29	vs. CGY	1-0	2/2	18:10
Nov. 30	@ SJ	0-0	0/1	21:04
Dec. 3	vs. LA	0-0	1/0	14:12
Dec. 6	@ CHI	0-0	3/1	19:44
Dec. 7	@ STL	0-0	1/1	15:46
Dec. 9	vs. NYI	0-0	0/1	18:55
Dec. 11	vs. MIN	0-0	0/0	19:22
Dec. 15	vs. EDM	0-0	1/0	14:09
Dec. 17	@ DET	1-1	4/1	17:52
Dec. 20	@ NJ	DND		
Dec. 21	@ NYI	0-0	1/1	14:05
Dec. 23	@ WSH	DND		
Dec. 28	vs. PHX	0-0	3/0	19:46
Dec. 29	@ SJ	DND		
Dec. 31	vs. SJ	0-0	1/0	17:32
Jan. 3	vs. EDM	0-0	0/1	16:43
Jan. 5	vs. VAN	0-0	3/0	16:18
Jan. 7	vs. BOS	0-1	0/0	14:50
Jan. 9	@ NSH	0-0	1/1	12:19
Jan. 11	@ PHX	1-0	2/2	13:45
Jan. 12	vs. DET	0-0	0/0	13:09
Jan. 15	vs. VAN	1-2	6/1	21:36
Jan. 17	@ CHI	0-0	1/0	12:20
Jan. 18	@ STL	DND		
Jan. 21	vs. WPG	MIN		
Jan. 23	vs. LA	MIN		
Jan. 25	@ LA	MIN		
Jan. 28	vs. MIN	MIN		
Jan. 30	vs. PHI	MIN		
Feb. 1	vs. DAL	MIN		
Feb. 3	vs. CBJ	0-0	2/1	16:11
Feb. 5	vs. CHI	0-0	1/0	16:16
Feb. 8	@ NSH	DND		
Feb. 28	vs. STL	MIN		
Mar. 2	vs. CAR	MIN		
Mar. 5	vs. MTL	MIN		
Mar. 7	vs. PIT	MIN		
Mar. 10	vs. TOR	MIN		
Mar. 12	@ CGY	MIN		
Mar. 14	@ COL	MIN		
Mar. 15	@ LA	MIN		
Mar. 18	vs. WSH	MIN		
Mar. 20	@ SJ	MIN		
Mar. 23	vs. FLA	0-1	1/1	19:56
Mar. 26	@ CGY	0-2	1/1	17:14
Mar. 28	@ EDM	0-1	6/1	26:55
Mar. 29	@ VAN	0-1	1/2	19:24
Mar. 31	vs. WPG	0-0	0/0	13:56
Apr. 2	vs. EDM	DND		
Apr. 4	vs. NSH	DND		
Apr. 6	@ EDM	0-0	0/1	19:11
Apr. 7	@ VAN	DND		
Apr. 9	vs. SJ	DND		
Apr. 12	@ LA	DND		
Apr. 13	vs. COL	0-2	2/3	18:47

2013-14 SCORING BREAKDOWN

Player	Pos	HOME					ROAD					TOTALS				
		GP	G	A	P	+/-	GP	G	A	P	+/-	GP	G	A	P	+/-
Ryan Getzlaf	C	38	15	31	46	+24	39	16	25	41	+4	77	31	56	87	+28
Corey Perry	R	40	26	19	45	+22	41	17	20	37	+10	81	43	39	82	+32
Nick Bonino	C	38	13	11	24	+9	39	9	16	25	+5	77	22	27	49	+14
Mathieu Perreault	C	34	6	13	19	+4	35	12	12	24	+9	69	18	25	43	+13
Andrew Cogliano	C	41	13	10	23	+8	41	8	11	19	+5	82	21	21	42	+13
Cam Fowler	D	36	4	15	19	+11	34	2	15	17	+4	70	6	30	36	+15
Dustin Penner	L	26	8	11	19	+14	23	5	8	13	+8	49	13	19	32	+22
Kyle Palmieri	R	34	5	10	15	+6	37	9	7	16	+3	71	14	17	31	+9
Hampus Lindholm	D	41	2	15	17	+22	37	4	9	13	+7	78	6	24	30	+29
Daniel Winnik	LW	36	4	13	17	+3	40	2	11	13	+3	76	6	24	30	+6
Saku Koivu	C	36	7	12	19	+1	29	4	6	10	+2	65	11	18	29	+3
Patrick Maroon	L	28	6	10	16	+7	34	5	8	13	+4	62	11	18	29	+11
Teemu Selanne	R	40	7	11	18	+9	24	2	7	9	-1	64	9	18	27	+8
Matt Beleskey	L	31	4	10	14	+6	24	5	5	10	+2	55	9	15	24	+8
Jakob Silfverberg	R	27	6	7	13	+2	25	4	6	10	0	52	10	13	23	+2
Sami Vatanen	D	23	2	8	10	+9	25	4	7	11	0	48	6	15	21	+9
Ben Lovejoy	D	39	3	5	8	+13	39	2	8	10	8	78	5	13	18	+21
Francois Beauchemin	D	35	4	5	9	+15	35	0	8	8	+11	70	4	13	17	+26
Emerson Etem	R	12	1	2	3	+2	17	6	2	8	+1	29	7	4	11	+3
Bryan Allen	D	32	0	5	5	+11	36	0	5	5	+9	68	0	10	10	+20
Devante Smith-Pelly	R	5	0	3	3	+1	14	2	5	7	+4	19	2	8	10	+5
Luca Sbisa	D	17	0	2	2	-1	13	1	3	4	+1	30	1	5	6	0
Stephane Robidas	D	7	1	2	3	+2	7	0	2	2	+1	14	1	4	5	+3
Mark Fistric	D	15	0	2	2	+7	19	1	2	3	+2	34	1	4	5	+9
Tim Jackman	RW	13	2	0	2	+2	13	1	1	2	-4	26	3	1	4	-2
Rickard Rakell	R	8	0	2	2	0	10	0	2	2	-3	18	0	4	4	-3
Alex Grant	D	1	1	0	1	+2	1	1	0	1	+1	2	2	0	2	+3
Nolan Yonkman	D	1	0	1	1	-1	1	0	0	0	0	2	0	1	1	-1
Peter Holland	C	-	-	-	-	-	4	1	0	1	-1	4	1	0	1	-1
David Steckel	C	4	0	0	0	0	2	0	0	0	0	6	0	0	0	0

		GP	W	L	OT	GA	MIN	SAVES	SHOTS	GAA	SV%
Frederik Andersen	Home Totals	14	10	2	0	27	742	368	395	2.18	.932
	Road Totals	14	10	3	0	33	827	355	388	2.39	.915
	Season Totals	28	20	5	0	60	1569	723	783	2.29	.923
		GP	W	L	OT	GA	MIN	SAVES	SHOTS	GAA	SV%
Viktor Fasth	Home Totals	1	1	0	0	2	60	33	35	2.00	.943
	Road Totals	4	1	2	1	13	245	83	96	3.19	.865
	Season Totals	5	2	2	1	15	305	116	131	2.95	.885
		GP	W	L	OT	GA	MIN	SAVES	SHOTS	GAA	SV%
John Gibson	Home Totals	2	2	0	0	4	121	65	69	1.98	.942
	Road Totals	1	1	0	0	0	60	18	18	0.00	1.000
	Season Totals	3	3	0	0	4	181	83	87	1.33	.954
		GP	W	L	OT	GA	MIN	SAVES	SHOTS	GAA	SV%
Jonas Hiller	Home Totals	27	16	6	4	55	1559	664	719	2.12	.924
	Road Totals	23	13	7	3	65	1350	564	629	2.89	.897
	Season Totals	50	29	13	7	120	2909	1228	1348	2.48	.911

2013-14 TRANSACTIONS

- Sept. 16, 2013 Assigned D **Kenton Helgesen** to Calgary (WHL). Released C **Brent Andrews**, D **Kyle Becker**, RW **Austin Carroll**, LW **Ross Johnston**, LW **Ryan Horvat** and G **Etienne Marcoux** from their amateur tryouts.
- Sept. 19, 2013 Assigned C/LW **Max Friberg**, D **Kevin Gagne**, C **Antoine Laganiere**, LW **John Mitchell**, D **Andrew O'Brien**, C **Charlie Sarault**, **Zack Stortini**, C/RW **Chris Wagner**, D **Stefan Warg** and C/RW **Steven Whitney** to Norfolk (AHL). Released LW **Maxime Sauve** and D **Teigan Zahn** from their pro tryouts and assigned them to Norfolk.
- Sept. 23, 2013 Assigned D **Mat Clark**, C/LW **Joseph Cramarossa**, D **Kyle Cumiskey**, G **John Gibson**, D **Alex Grant** and RW **Stefan Noesen** to Norfolk (AHL).
- Sept. 25, 2013 Assigned G **Frederik Andersen** to Norfolk (AHL). Released D **Garnet Exelby** from his pro tryout and assigned him to Norfolk. Assigned D **Shea Theodore** to Seattle (WHL).
- Sept. 29, 2013 Acquired C **Mathieu Perreault** from Washington in exchange for **John Mitchell** and a fourth-round selection in the 2014 NHL Entry Draft.
- Sept. 30, 2013 Assigned LW **John Kurtz**, C **Rickard Rakell**, RW **Brad Staubitz** and D **Nolan Yonkman** to Norfolk (AHL). Assigned G **Igor Bobkov** to Utah (ECHL).
- Oct. 2, 2013 Assigned RW **Devante Smith-Pelly** to Norfolk (AHL).
- Oct. 7, 2013 Assigned C **Peter Holland** to Norfolk (AHL).
- Oct. 14, 2013 Recalled RW **Devante Smith-Pelly** from Norfolk (AHL).
- Oct. 16, 2013 Reassigned RW **Devante Smith-Pelly** to Norfolk (AHL).
- Oct. 18, 2013 Recalled G **Frederik Andersen** from Norfolk (AHL).
- Oct. 22, 2013 Recalled RW **Devante Smith-Pelly** from Norfolk (AHL).
- Oct. 27, 2013 Recalled C **Peter Holland** from Norfolk (AHL).
- Oct. 28, 2013 Recalled RW **Rickard Rakell** from Norfolk (AHL).
- Oct. 31, 2013 Reassigned RW **Rickard Rakell** to Norfolk (AHL).
- Nov. 3, 2013 Recalled C **Rickard Rakell** from Norfolk (AHL). Reassigned C **Peter Holland** to Norfolk.
- Nov. 11, 2013 Signed C **David Steckel** to a one-year contract.
- Nov. 14, 2013 Recalled C **Peter Holland** from Norfolk (AHL). Assigned D **Sami Vatanen** and G **Frederik Andersen** to Norfolk.
- Nov. 16, 2013 Acquired D **Jesse Blacker** and third-round and seventh-round selections in the 2014 NHL Entry Draft from Toronto in exchange for C **Peter Holland** and RW **Brad Staubitz**.
- Nov. 18, 2013 Reassigned C **Rickard Rakell** to Norfolk (NHL).
- Nov. 21, 2013 Acquired RW **Tim Jackman** from Calgary in exchange for a sixth-round selection in the 2014 NHL Entry Draft.
- Nov. 22, 2013 Recalled D **Sami Vatanen** from Norfolk (NHL).
- Nov. 23, 2013 Recalled G **Frederik Andersen** and D **Nolan Yonkman** from Norfolk (AHL).
- Nov. 27, 2013 Reassigned LW **Emerson Etem** and RW **Devante Smith-Pelly** to Norfolk (AHL).
- Nov. 28, 2013 Signed C **Nick Bonino** to a three-year contract extension.
- Nov. 29, 2013 Recalled D **Alex Grant** from Norfolk (AHL).
- Dec. 4, 2013 Reassigned D **Nolan Yonkman** to Norfolk (AHL).
- Dec. 5, 2013 Recalled LW **Emerson Etem** and C **David Steckel** from Norfolk (AHL).
- Dec. 10, 2013 Reassigned LW **Emerson Etem** to Norfolk (AHL).
- Dec. 12, 2013 Reassigned C **David Steckel**, D **Alex Grant** and D **Nolan Yonkman** to Norfolk (AHL).
- Jan. 4, 2014 Signed F **Andrew Cogliano** to four-year contract extension.
- Jan. 7, 2014 Recalled D **Nolan Yonkman** from Norfolk (AHL).
- Jan. 10, 2014 Recalled G **John Gibson** from Norfolk (AHL). Resassigned G **Frederik Andersen** to Norfolk.
- Jan. 13, 2014 Reassigned D **Nolan Yonkman** to Norfolk (AHL).
- Jan. 15, 2014 Recalled G **Frederik Andersen** from Norfolk (AHL).
- Jan. 17, 2014 Reassigned G **John Gibson** to Norfolk (AHL).
- Jan. 21, 2014 Reassigned D **Sami Vatanen** to Norfolk (AHL).
- Jan. 29, 2014 Signed D **Mark Fistric** to a three-year contract extension.
- Feb. 1, 2014 Recalled C **David Steckel** from Norfolk (AHL).

2013-14 TRANSACTIONS



- Feb. 5, 2014 Recalled LW **Emerson Etem** from Norfolk (AHL). Reassigned C **David Steckel** to Norfolk (AHL).
- Feb. 10, 2014 Reassigned LW **Emerson Etem** to Norfolk (AHL).
- Feb. 25, 2014 Reassigned D **Sami Vatanen** to Norfolk (AHL).
- Mar. 4, 2014 Acquired D **Stephane Robidas** from Dallas in exchange for a fourth-round selection in the 2014 NHL Entry Draft. Acquired a fourth-round selection in the 2014 NHL Entry Draft in exchange for LW Dustin Penner. Acquired a fifth-round selection in the 2014 NHL Entry Draft and a third-round selection in the 2015 NHL Entry Draft from Edmonton in exchange for G Viktor Fasth.
- Mar. 5, 2014 Acquired RW **Andre Petersson** from Ottawa in exchange for D Alex Grant. Recalled C **Joseph Cramarossa** from Utah (ECHL).
- Mar. 6, 2014 Recalled C **Rickard Rakell** from Norfolk (AHL). Reassigned C **Joseph Cramarossa** to Utah (ECHL).
- Mar. 12, 2014 Reassigned C **Rickard Rakell** to Norfolk (AHL).
- Mar. 20, 2014 Recalled LW **Emerson Etem** and C **Rickard Rakell** from Norfolk (AHL).
- Mar. 21, 2014 Reassigned LW **Emerson Etem** to Norfolk (AHL).
- Mar. 23, 2014 Recalled D **Sami Vatanen** from Norfolk (AHL).
- Mar. 25, 2014 Signed D **Josh Mason** to a two-year entry-level contract.
- Mar. 26, 2014 Signed C **Matt Bailey** to a two-year entry-level contract.
- Apr. 3, 2014 Signed RW **Nick Sorensen** to a three-year entry-level contract.
- Apr. 4, 2014 Signed D **Jaycob Megna** to a three-year entry-level contract.
- Apr. 5, 2014 Signed LW **Nicolas Kerdiles** to a three-year entry-level contract.
- Apr. 6, 2014 Recalled G **John Gibson** and RW **Devante-Smith Pelly** from Norfolk (AHL).
- Apr. 7, 2014 Signed G **Ryan Faragher** to a one-year entry-level contract.
- Apr. 13, 2014 Recalled LW **John Kurtz** from Norfolk (AHL).
- Apr. 14, 2014 Reassigned LW **John Kurtz** to Norfolk (AHL).
- Apr. 19, 2014 Signed **Kenton Helgesen** to a three-year entry-level contract.
- Apr. 20, 2014 Recalled LW **Emerson Etem** from Norfolk (AHL). Reassigned G **John Gibson** and D **Sami Vatanen** to Norfolk.
- May 1, 2014 Reassigned C **Rickard Rakell** to Norfolk (AHL).
- May 3, 2014 Recalled C **Rickard Rakell** from Norfolk (AHL).
- May 8, 2014 Recalled D **Sami Vatanen** from Norfolk (AHL). Reassigned LW **Emerson Etem** to Norfolk (AHL).
- May 10, 2014 Recalled G **John Gibson** from Norfolk (AHL).

2012-13 ANAHEIM DUCKS



Front Row (L-R) Jonas Hiller, Executive Vice President /COO Tim Ryan, Senior Vice President of Hockey Operations David McNab, Executive Vice President/General Manager Bob Murray, Owner Henry Samueli, Teemu Selanne, Ryan Getzlaf, Saku Koivu, Owner Susan Samueli, CEO Michael Schulman, Director of Player Personnel Rick Paterson, Head Coach Bruce Boudreau, Viktor Fasth **Second Row (L-R)** Vice President - THE RINKS Art Trotter, Vice President of Human Resources Jay Scott, Vice President/COO Anaheim Arena Management Kevin Starkey, Video Coordinator Joe Piscotty, Assistant Coach Scott Niedermayer, Andrew Cogliano, Cam Fowler, Francois Beauchemin, Bobby Ryan, Daniel Winnik, Assistant Coach Bob Woods, Assistant Coach Brad Lauer, Vice President/CMO Aaron Teats, Vice President of Finance/COO Doug Heller, AAM Vice President of Finance Angela Wergechik **Third Row (L-R)** Assistant Equipment Manager Chris Aldrich, Equipment Manager Doug Shearer, Goaltending Consultant Pete Peeters, Kyle Palmieri, Matt Beleskey, Sheldon Souray, Corey Perry, Tomi Lydman, Emerson Etem, Matthew Lombardi, Strength & Conditioning Coach Sean Skahan, Head Athletic Trainer Tim Clark, Assistant Athletic Trainer Mike Hannegan **Back Row (L-R)** Equipment Assistant Chris Kincaid, Brad Staubitz, Radek Dvorak, Luca Sbisa, David Steckel, Bryan Allen, Ben Lovejoy, Peter Holland, Nick Bonino, Massage Therapist James Parfida

POSTSEASON NOTES IN PLAYOFF SECTION

A RECORD-BREAKING SEASON:

The Anaheim Ducks won their second Pacific Division title with a 30-12-6 record for 66 points, marking their best winning percentage in club history (.688 over 2007's .671)...the 2012-13 Ducks also had the best points percentage in club history on the road with a 14-5-5 (.688) mark, also ahead of the 2007 team (.598)...the Ducks finished second in the Western Conference and third overall in the NHL, behind only Chicago and Pittsburgh...the club's third-place finish in the overall league standings was the highest in club history.

COMEBACKS:

The Ducks rallied from deficits 15 times to win a game, including a 12-10-2 record when opponents scored first...Anaheim, Pittsburgh (11-6-0) and Chicago (10-5-4) were the first NHL teams since 2009-10 to have a record over .500 in such situations...the last team prior to 2012-13 was Bruce Boudreau's Washington Capitals (16-8-6 in 2009-10)...the Ducks lost only two games in regulation when scoring the first goal (18-2-4).

HOME SWEET HOME:

Anaheim won 13 consecutive games at Honda Center from Jan. 26-Mar. 20, 2013, the longest home streak in franchise history...the consecutive wins matched the NHL's second-longest home win streak since 2009-10 (also Washington at 13

games in 2010-11 under Boudreau...Detroit had an NHL-record 23-game streak in 2011-12)...**Ryan Getzlaf's** 9-21=30 points earned at home ranked tied for third in the NHL.

HERE TO STAY:

On Mar. 8 and Mar. 18, 2013, **Ryan Getzlaf** and **Corey Perry** signed respective eight-year contract extensions through the 2020-21 season...Getzlaf led Anaheim in points, goals and assists (15-34=49), while ranking tied for 10th among NHL leaders in scoring and tied for eighth in assists...Getzlaf had a career-high 12-game scoring streak at Honda Center from Feb. 1-Mar. 20, 2013, scoring 7-15=22 points (+12)...Perry ranked second among team leaders with 36 points, led in PPG (5) and co-led in goals (15) and GWG (5)...his five GWG ranked tied for sixth in the NHL.

#8:

Teemu Selanne recorded two four-point games in 2012-13, just the third and fourth time an NHL player 42 years or older accomplished the feat...Selanne scored 1-3=4 points on Feb. 9, 2013 at St. Louis (at 42 years, 326 days) and 2-2=4 points on Jan. 19, 2013 at Vancouver, joining Gordie Howe (42 years, 326 days) with 1-3=4 points for Detroit on Feb. 20, 1971 vs. Buffalo, and Tim Horton (42 years, 3 days) with 0-4=4 points for Pittsburgh on Jan. 15, 1972 vs. Philadelphia.

2012-13 ANAHEIM DUCKS



#	Date	Team	W-L-OT	Record	GF-GA	Scorers	W Goal	PP	PK	SF-SA	W-L Gtr.	Attend.
1	01/19/2013	@ VANCOUVER	W	01-00-00	7-3	34,44P,34,10P,51,8P,8	10	3-3	2-4	26-29	1 / 35	18910+
2	01/21/2013	@ CALGARY	W	02-00-00	5-4	15,11,34,34,15	15	0-2	1-3	24-25	1 / 34	19289+
3	01/25/2013	VANCOUVER	L	02-01-00	0-5		22	0-2	6-9	30-34	35 / 1	17529+
4	01/26/2013	NASHVILLE	W**	03-01-00	3-2	9,34	10	0-4	3-3	22-21	30 / 35	17174+
5	01/29/2013	@ SAN JOSE	O**	03-01-01	2-3	23,39	26	0-4	2-2	30-18	31 / 1	17562+
6	02/01/2013	MINNESOTA	W	04-01-01	3-1	51,51,9P	51	1-2	1-1	31-27	30 / 32	13007
7	02/02/2013	LOS ANGELES	W	05-01-01	7-4	13,13,15,44P,51P,13P,8	51	3-4	2-4	23-34	1 / 45	17436+
8	02/04/2013	SAN JOSE	W	06-01-01	2-1	11,44	44	0-6	6-6	32-26	30 / 1	14324
9	02/06/2013	@ COLORADO	W	07-01-01	3-0	44,11P,23	44	1-3	1-1	20-31	30 / 1	13776
10	02/08/2013	@ DALLAS	L	07-02-01	1-3	13	14	0-3	3-5	21-28	32 / 1	18112
11	02/09/2013	@ ST. LOUIS	W**	08-02-01	6-5	9,8,7,9,11	13	0-1	0-2	23-31	30 / 1	18835
12	02/12/2013	@ CHICAGO	W**	09-02-01	3-2	15P,7	10	1-5	5-6	31-30	30 / 50	21188+
13	02/15/2013	@ DETROIT	W	10-02-01	5-2	39,10,7,9,7	7	0-3	3-4	37-28	30 / 35	20066+
14	02/16/2013	@ NASHVILLE	W**	11-02-01	3-2	39,62	10	0-2	5-5	22-34	30 / 35	17322+
15	02/18/2013	COLUMBUS	W	12-02-01	3-2	74P,15,10P	10	2-3	3-3	29-27	1 / 72	14713
16	02/24/2013	COLORADO	W*	13-02-01	4-3	10,8P,15P,10P	10	3-5	4-5	39-23	1 / 35	17174+
17	02/25/2013	@ LOS ANGELES	L	13-03-01	2-5	7,11P	26	1-3	1-2	26-25	32 / 30	18118+
18	02/27/2013	NASHVILLE	W	14-03-01	5-1	13,51,51,51P,11P	51	2-3	2-2	28-21	30 / 35	13630
19	03/01/2013	MINNESOTA	W	15-03-01	3-2	15,8,39	39	0-1	3-3	29-33	1 / 35	15264
20	03/02/2013	@ PHOENIX	O**	15-03-02	4-5	7,7,7,11P	15	1-3	0-0	35-37	41 / 30	15227
21	03/04/2013	@ PHOENIX	O**	15-03-03	4-5	39,155,10P,9	23	1-2	3-4	31-40	41 / 1	11024
22	03/06/2013	PHOENIX	W	16-03-03	2-0	10,15	10	0-1	3-3	24-18	1 / 1	13456
23	03/08/2013	CALGARY	W	17-03-03	4-0	34,9,44,15	34	0-0	2-2	24-29	30 / 34	15839
24	03/10/2013	ST. LOUIS	W	18-03-03	4-2	75,9,10P,10	10	1-7	2-3	22-31	1 / 41	17174+
25	03/12/2013	@ MINNESOTA	W	19-03-03	2-1	62,5	5	0-3	4-5	21-31	1 / 32	18808+
26	03/14/2013	@ DALLAS	W**	20-03-03	2-1	7	9	0-3	5-5	30-34	1 / 32	15775
27	03/16/2013	@ ST. LOUIS	O*	20-03-04	1-2	11	25	0-2	2-3	28-21	34 / 1	19593+
28	03/18/2013	SAN JOSE	W	21-03-04	5-3	23,74,65,155,23	15	0-1	3-3	28-35	30 / 31	14441
29	03/20/2013	CHICAGO	W	22-03-04	4-2	74,9,8,44	8	0-1	1-2	26-24	1 / 50	17610+
30	03/22/2013	DETROIT	L	22-04-04	1-5	8	13	0-3	1-2	34-23	35 / 30	17174+
31	03/24/2013	DETROIT	L	22-05-04	1-2	15P	20	1-3	4-5	34-21	35 / 1	17427+
32	03/25/2013	SAN JOSE	L	22-06-04	3-5	65,23,10	15	0-2	5-5	27-39	31 / 30	16083
33	03/27/2013	@ SAN JOSE	L	22-07-04	0-4		8	0-2	2-3	22-29	31 / 1	17562+
34	03/29/2013	@ CHICAGO	W	23-07-04	2-1	10,44	44	0-1	3-4	24-26	1 / 30	22105+
35	03/31/2013	@ COLUMBUS	O*	23-07-05	1-2	65	55	0-2	1-1	30-18	72 / 1	13185
36	04/01/2013	@ DALLAS	W	24-07-05	4-0	9P,10,39,8	9	1-2	4-4	30-26	30 / 32	13748
37	04/03/2013	DALLAS	W	25-07-05	5-2	18,8P,51,15,7	51	1-1	0-0	27-25	30 / 32	15165
38	04/05/2013	DALLAS	L	25-08-05	1-3	7	24	0-4	6-6	28-25	32 / 30	16884
39	04/07/2013	LOS ANGELES	W**	26-08-05	4-3	51,10,39P	11	1-4	1-2	22-38	30 / 45	17494+
40	04/08/2013	EDMONTON	W	27-08-05	2-1	18,18	18	0-5	3-3	38-28	1 / 40	15148
41	04/10/2013	COLORADO	L	27-09-05	1-4	8	92	0-3	1-2	22-28	35 / 1	14646
42	04/13/2013	@ LOS ANGELES	L	27-10-05	1-2	155	10	0-1	5-6	20-18	32 / 30	18473+
43	04/17/2013	COLUMBUS	O*	27-10-06	2-3	45P,20	51	1-3	3-3	28-28	72 / 30	15074
44	04/19/2013	@ CALGARY	L	27-11-06	1-3	10	16	0-2	3-3	33-31	34 / 1	19289+
45	04/20/2013	@ EDMONTON	W	28-11-06	3-1	4P,51,10	51	1-5	4-4	30-28	1 / 40	16839+
46	04/22/2013	@ EDMONTON	W	29-11-06	3-0	15P,18,45	15	1-3	3-3	28-24	30 / 35	16839+
47	04/25/2013	@ VANCOUVER	W	30-11-06	3-1	39P,25,75	25	1-3	3-4	30-29	1 / 1	18910+
48	04/27/2013	PHOENIX	L	30-12-06	3-5	8,23P,9	17	1-4	2-2	46-31	1 / 30	17442+

(* = OVERTIME, ** = SHOOTOUT, + = SELLOUT)

2011-12 ANAHEIM DUCKS



Front Row (L-R) Jonas Hiller, Executive Vice President/COO Tim Ryan, Senior Vice President of Hockey Operations David McNab, Executive Vice President/General Manager Bob Murray, Owner Henry Samueli, Teemu Selanne, Ryan Getzlaf, Saku Koivu, Owner Susan Samueli, CEO Michael Schulman, Head Coach Bruce Boudreau, Dan Ellis, Jeff Deslauriers. **Second Row (L-R)** Vice President - The Rinks Art Trottier, Vice President of Human Resources Jay Scott, AAM Vice President of Operations Kevin Starkey, Director of Player Personnel Rick Paterson, Video Coordinator Joe Piscotty, Francois Beauchemin, Jason Blake, Lubomir Visnovsky, Andrew Cogliano, Assistant Coach Bob Woods, Assistant Coach Brad Lauer, Vice President of Multi-Media and Community Development Aaron Teats, Vice President of Finance/CFO Doug Heller, AAM Vice President of Finance Angela Wergechik. **Third Row (L-R)** Assistant Equipment Manager Chris Aldrich, Equipment Manager Doug Shearer, Goaltending Consultant Pete Peeters, Niklas Hagman, Bobby Ryan, Corey Perry, Toni Lydman, Sheldon Brookbank, Cam Fowler, Strength & Conditioning Coach Sean Skahan, Head Athletic Trainer Tim Clark, Assistant Athletic Trainer Rick Burrill. **Back Row (L-R)** Equipment Assistant Chris Kincaid, Kyle Palmieri, Devante Smith-Pelly, Nate Guenin, George Parros, Luca Sbisa, Nick Bonino, Matt Beleskey, Rod Pelley, Massage Therapist James Partida.

POSTSEASON NOTES IN PLAYOFF SECTION

2011-12:

The Anaheim Ducks finished the 2011-12 season with a 34-36-12 mark for 80 points...the club had the fifth-best record in the Western Conference with 54 points (24-15-6) from Jan. 1 to the end of the season...the club went 14-6-1 in its last 21 contests played at Honda Center (.690 win percentage)...over the last 44 games overall, Anaheim went 24-14-6...from the start of 2012, Corey Perry ranked fourth in goals with 23 (PIT's Malkin had 35, TB's Stamkos had 34 and NJ's Kovalchuk had 24)...in addition, Jonas Hiller co-led the league in starts and appearances (41), and ranked sixth in wins (20) and GAA (2.11).

BREAKING RECORDS

Teemu Selanne (41 years old) completed his 20th NHL season and 13th with the Ducks, scoring 26-40=66 points in 82 games...his 26 goals made him the second-oldest player in NHL history to have 26+ goals in a single season...Selanne joined Gordie Howe as the oldest two players to have at least 60 points in one season...in addition, Selanne's 17, 20+goal seasons tied for the fifth-most in NHL history (many players)...his 82 games played made him the oldest player in NHL history (41 yrs, 279 days) to have appeared in all 82 games in a single season...only Nicklas Lidstrom (40 yrs, 347 days in 2010-11), Dave Andreychuk (40 yrs, 187 days in 2003-04), Mark Messier (40 yrs, 79 days in 2000-01) and Ron Francis (40 yrs, 36 days in 2002-03) appeared in all 82 games above the age 40.

BOUDREAU TAKES THE REINS

Bruce Boudreau was named the eighth head coach of the Anaheim Ducks on Nov. 30...the Ducks were 27-23-8 under his leadership...he finished the 2011-12 season with a 228-111-48 record in 387 career NHL games with both Anaheim and Washington for a .651 win percentage.

ANOTHER BIG YEAR

Corey Perry led the Ducks with 37 goals, leading all Western Conference players and ranking tied for sixth in the NHL...the 2010-11 Hart Trophy Winner had 15 goals in his last 32 games (post All-Star break)...Perry also ranked tied for third in the NHL in PPG (14).

MORE SELANNE

Teemu Selanne surpassed Luc Robitaille on Mar. 25 vs. Boston for sole possession of fourth in all-time PPG at 248...in addition, his GWG on Mar. 14 vs. Detroit accounted for his 1,400th career point, as he became just the third European-born player to reach the milestone (Jaromir Jagr 1,653 and Stan Mikita, 1,467)...on Mar. 12, Selanne's goal moved him past childhood idol and fellow Finn Jari Kurri (1,398 career points) for sole possession of 19th in all-time points (second among active players behind Jagr)...at the close of the season, Selanne ranked 12th on the NHL's all-time goal scoring list (second among active players behind Jagr), 42nd in assists (fourth among active players) and sixth in career GWG (second among active players behind Jagr).

2011-12 ANAHEIM DUCKS



#	Date	Team	W-L-OT	Record	GF-GA	Scorers	W Goal	PP	PK	SF-SA	W-L Gldr.	Attend.	
1	10/07/2011	@ BUFFALO	L	00:01-00	1-4		34	23	0-5	2-4	30 / 1	13349	
2	10/08/2011	NY RANGERS	W**	01:01-00	2-1		7	9	0-6	7-7	1 / 30	13800	
3	10/14/2011	SAN JOSE	W	02:01-00	1-0		49	0	0-2	4-4	23 / 1	17243+	
4	10/16/2011	ST. LOUIS	W	03:01-00	4-2	9,23,10P,9		10	1-4	4-4	23/30	1 / 41	14555
5	10/17/2011	@ SAN JOSE	W	04:01-00	3-2	8P,8,10		10	1-3	5-6	22/43	38 / 31	17562+
6	10/21/2011	DALLAS	L	04:02-00	1-3		10P	63	1-5	1-1	36/19	32 / 1	12919
7	10/23/2011	PHOENIX	L	04:03-00	4-5	17,15,6,15		3	0-4	3-3	33/35	41 / 1	13240
8	10/25/2011	@ CHICAGO	O**	04:03-01	2-3		88	25	1-6	3-3	31/35	50 / 1	21247+
9	10/27/2011	@ MINNESOTA	W	05:03-01	3-2	10P,9,15P		15	2-6	3-5	16/25	1 / 32	15723
10	10/29/2011	@ NASHVILLE	L	05:04-01	0-3			27	0-1	5-6	20/29	35 / 1	16395
11	10/30/2011	@ COLUMBUS	L	05:05-01	1-3		9	19	0-3	2-3	20/21	1 / 38	16022
12	11/01/2011	@ WASHINGTON	O*	05:05-02	4-5	11,8,8,10P		19	1-1	3-3	15/40	29 / 1	18506+
13	11/03/2011	@ NY RANGERS	O**	05:05-03	1-2	9		10	0-2	4-4	28/25	30 / 1	18200+
14	11/05/2011	@ DETROIT	L	05:06-03	0-5			55	0-5	3-4	22/50	35 / 1	20066+
15	11/09/2011	NASHVILLE	L	05:07-03	2-4	77,23		10	0-5	3-3	33/32	35 / 1	13529
16	11/11/2011	VANCOUVER	W	06:07-03	4-3	11,7P,10P,74		0	2-5	4-5	21/41	1 / 1	17339+
17	11/13/2011	MINNESOTA	L	06:08-03	2-3	4,4		46	0-3	4-4	34/26	32 / 1	13803
18	11/16/2011	@ LOS ANGELES	O**	06:08-04	1-2	8P		14	1-4	5-6	24/37	32 / 1	18118+
19	11/17/2011	LOS ANGELES	L	06:09-04	3-5	7,10P,7		11	1-4	3-4	38/36	32 / 38	15412
20	11/20/2011	DETROIT	L	06:10-04	2-4	11,8P		23	1-5	6-6	34/30	35 / 1	17229+
21	11/23/2011	@ PHOENIX	L	06:11-04	2-4	11,10		17	0-2	7-8	21/29	41 / 1	9124
22	11/25/2011	CHICAGO	L	06:12-04	5-6	9,7,8P,10		19	1-3	5-7	28/42	50 / 38	17174+
23	11/27/2011	TORONTO	L	06:13-04	2-5	23P,10		46	1-2	3-4	28/28	50 / 1	13685
24	11/30/2011	MONTRÉAL	W	07:13-04	4-1	15,7P,10P,12		7	2-7	7-7	27/20	1 / 30	13237
25	12/02/2011	PHILADELPHIA	O*	07:13-05	3-4	7P,8,41		28	1-3	6-9	22/47	30 / 1	15975
26	12/04/2011	MINNESOTA	L	07:14-05	3-5	15P,11,4		25	1-3	2-3	27/36	37 / 1	14002
27	12/06/2011	LOS ANGELES	W	08:14-05	3-2	9,10,9		9	0-2	2-2	27/39	1 / 32	14419
28	12/08/2011	@ ST. LOUIS	L	08:15-05	2-4	9,77		74	0-2	1-1	23/24	41 / 1	18596
29	12/10/2011	@ NASHVILLE	L	08:16-05	2-3	41,23		22	0-2	3-4	17/28	35 / 38	17113+
30	12/14/2011	PHOENIX	W	09:16-05	4-1	14,12P,12,51		12	1-4	2-3	28/20	1 / 41	13428
31	12/16/2011	@ CHICAGO	L	09:17-05	1-4	8		81	0-3	2-3	25/24	30 / 1	21528+3
32	12/17/2011	@ WINNIPEG	L	09:18-05	3-5	12,10,10P		16	1-4	1-2	36/31	50 / 38	15004+3
33	12/19/2011	@ DALLAS	L	09:19-05	3-5	8P,17P,63		73	2-3	3-5	28/33	31 / 1	13720
34	12/22/2011	@ LOS ANGELES	O**	09:19-06	2-3	12,17		23	0-3	4-4	22/34	32 / 1	18118+
35	12/26/2011	@ SAN JOSE	W	10:19-06	3-2	5,9,7		7	0-2	2-2	23/38	1 / 31	17562+
36	12/29/2011	VANCOUVER	L	10:20-06	2-5	9,6,3		21	0-6	1-1	32/31	35 / 1	17544+
37	12/31/2011	COLORADO	L	10:21-06	2-4	17,9		17	0-2	1-2	20/26	35 / 1	15119
38	01/04/2012	SAN JOSE	L	10:22-06	1-3	10		78	0-4	4-4	27/36	31 / 1	14596
39	01/06/2012	NY ISLANDERS	W	11:22-06	4-2	9,9,5,15,8		15	0-2	3-3	20/21	1 / 20	13892
40	01/08/2012	COLUMBUS	W	12:22-06	7-4	7,10,8P,11,10P,8,10		10	2-5	2-3	27/18	0 / 30	13053
41	01/10/2012	DALLAS	W	13:22-06	5-2	11,5,11,3P,11		11	0-3	3-3	26/28	43 / 32	12152
42	01/12/2012	@ CALGARY	O*	13:22-07	0-1			19	0-1	2-2	23/19	34 / 1	19289+
43	01/13/2012	@ EDMONTON	W	14:22-07	5-0	33,8P,9,10,10P		33	2-3	2-2	28/33	1 / 35	16839+
44	01/15/2012	@ VANCOUVER	W	15:22-07	6-2	63,9,33,33P		33	1-3	2-3	34/23	1 / 1	18890+
45	01/18/2012	PHOENIX	W	16:22-07	4-2	12,23P,23,33,3P,10S		23	1-1	4-4	21/27	1 / 41	12281
46	01/21/2012	OTTAWA	W	17:22-07	2-1	10,17		17	0-3	2-2	29/32	1 / 41	15500
47	01/22/2012	COLORADO	W	18:22-07	3-2	95,15P,9		9	1-3	3-4	18/45	1 / 35	14004
48	01/24/2012	@ DALLAS	L	18:23-07	0-1			3	0-2	0-0	27/16	32 / 1	12141
49	01/31/2012	@ PHOENIX	W	19:23-07	4-1	7,7,7,8P		7	1-3	3-3	30/26	1 / 41	10579
50	02/01/2012	DALLAS	L	19:24-07	2-6	39,5		14	0-4	2-3	35/26	32 / 1	12701
51	02/03/2012	COLUMBUS	O*	19:24-08	2-3	8,8P		16	1-5	3-4	35/21	30 / 1	13358
52	02/06/2012	CALGARY	W**	20:24-08	3-2	9,39		12	0-5	3-4	33/26	1 / 34	12096
53	02/08/2012	CAROLINA	W**	21:24-08	3-2	63,11,10		10	0-1	2-2	34/33	1 / 30	12675
54	02/10/2012	@ DETROIT	O**	21:24-09	1-2	16		44	0-7	6-6	30/24	31 / 1	20066+
55	02/12/2012	@ COLUMBUS	W	22:24-09	5-3	10,10P,33,9P,10P		9	3-4	3-5	35/27	1 / 1	14033
56	02/14/2012	@ MINNESOTA	W	23:24-09	2-1	12,10		10	0-4	2-3	25/18	1 / 37	17552
57	02/15/2012	@ PITTSBURGH	W	24:24-09	2-1	10,8		8	0-3	1-1	29/26	1 / 29	18482+
58	02/17/2012	@ NEW JERSEY	O**	24:24-10	2-3	10,21		26	0-3	1-1	38/27	30 / 1	15312
59	02/19/2012	@ FLORIDA	W	25:24-10	2-0	8,12		8	0-2	4-4	27/31	1 / 60	15945
60	02/21/2012	@ TAMPA BAY	L	25:25-10	2-3	11,9		16	0-2	1-2	30/16	32 / 1	18309
61	02/23/2012	@ CAROLINA	W**	26:25-10	3-2	5,10P		11	1-5	1-2	37/32	1 / 35	16564
62	02/26/2012	CHICAGO	W	27:25-10	3-1	7,21,8P		21	1-3	2-3	38/19	1 / 30	17601+
63	02/27/2012	@ COLORADO	L	27:26-10	1-4	9P		37	1-3	1-1	28/23	1 / 1	15133
64	02/29/2012	BUFFALO	L	27:27-10	0-2			9	0-2	4-5	43/24	30 / 1	14972
65	03/02/2012	CALGARY	W	28:27-10	3-2	9,10,15		15	0-4	4-5	38/29	1 / 37	16431
66	03/03/2012	@ LOS ANGELES	L	28:28-10	2-4	21,77		77	0-4	2-4	31/20	32 / 1	18301+
67	03/05/2012	EDMONTON	W	29:28-10	4-2	33P,9,10,10		10	1-2	0-1	30/36	1 / 35	13596
68	03/08/2012	@ ST. LOUIS	L	29:29-10	1-3	10		21	0-3	2-4	25/27	41 / 1	19150+
69	03/10/2012	@ DALLAS	L	29:30-10	0-2			10	0-4	4-5	21/23	32 / 1	18228
70	03/12/2012	@ COLORADO	O*	29:30-11	2-3	23,8P		92	1-1	1-1	40/33	1 / 1	15045
71	03/14/2012	DETROIT	W	30:30-11	4-0	8,51,9,51		8	0-2	3-3	24/23	1 / 31	16331
72	03/16/2012	NASHVILLE	L	30:31-11	2-4	4P,5		14	1-3	3-3	20/43	32 / 1	17367+
73	03/18/2012	NASHVILLE	L	30:32-11	1-3	77,5		12	0-1	3-4	31/27	39 / 1	14978
74	03/19/2012	@ SAN JOSE	W	31:32-11	5-3	9,23P,10,34,51		34	1-2	2-3	40/30	43 / 31	17562+
75	03/21/2012	ST. LOUIS	W	32:32-11	4-3	4P,63,77,33		33	1-4	2-2	38/38	1 / 41	14494
76	03/25/2012	BOSTON	L	32:33-11	2-3	8P,17		12	1-3	2-2	27/25	1 / 1	17395+
77	03/28/2012	SAN JOSE	W	33:33-11	3-1	9,8,10		8	0-0	1-1	27/29	1 / 31	14780
78	03/31/2012	@ PHOENIX	L	33:34-11	0-4			23	0-6	1-4	44/29	41 / 43	15856
79	04/01/2012	EDMONTON	L	33:35-11	1-2	8		56	0-5	1-1	33/15	40 / 1	17266+
80	04/03/2012	@ VANCOUVER	O**	33:35-12	4-5	15,10P,14,77		23	1-3	5-5	24/39	35 / 1	18890+
81	04/05/2012	@ EDMONTON	W*	34:35-12	3-2	7,9,15		15	0-1	1-1	17/26	43 / 40	16839+
82	04/07/2012	@ CALGARY	L	34:36-12	2-5	9P,9		33	1-5	3-3	25/23	35 / 1	19289+

(* = OVERTIME, ** = SHOOTOUT, + = SELLOUT)

2010-11 ANAHEIM DUCKS



Front row (L-R): Jonas Hiller, Executive Vice President/COO Tim Ryan, Senior Vice President of Hockey Operations David McNab, Executive Vice President/General Manager Bob Murray, Owner Henry Samueli, Teemu Selanne, Ryan Getzlaf, Saku Koivu, Owner Susan Samueli, CEO Michael Schulman, Head Coach Randy Carlyle, Dan Ellis, Roy Emery **Second row:** Vice President - THE RINKS Art Trotter, Vice President of Human Resources Jay Scott, AAM Vice President of Operations Kevin Starkey, Video Coordinator Joe Tratta, Goaltending Consultant Pete Peeters, Francois Beauchemin, Jason Blake, Todd Marchant, Lubomir Visnovsky, Assistant Coach Mike Foligno, Assistant Coach Dave Farrish, Vice President of Multi-Media and Community Development Aaron Teats, General Counsel Bernard Schneider, Vice President of Finance/CFD Doug Heller, AAM Vice President of Finance Angela Wergechuk **Third row:** Assistant Equipment Manager Chris Aldrich, Equipment Manager Doug Shearer, Brandon McMillan, Bobby Ryan, Andreas Lilja, Corey Perry, Toni Lydman, Dan Sexton, Strength & Conditioning Coach Sean Skahan, Head Athletic Trainer Tim Clark, Assistant Athletic Trainer Rick Burrill **Back row:** Equipment Assistant Chris Kincaid, Cam Fowler, Kyle Chipchura, Brad Winchester, George Parros, Andy Sutton, Luca Sbisa, Jarkko Ruutu, Sheldon Brookbank, Massage Therapist James Parfida

POSTSEASON NOTES IN PLAYOFF SECTION

THE 2010-11 REGULAR SEASON

The Ducks finished the regular season with a record of 47-30-5 for 99 points, ranking second in the Pacific Division and fourth in the Western Conference...the club's 47 wins were tied for the second-most in franchise history (48 in 2006-07 and 47 in 2007-08).

ANOTHER STRONG FINISH

With 20 games left, the Ducks were 32-25-5 with 69 points and ranked 11th in the Western Conference...the Ducks went 15-5-0 over the last 20 games, climbing to fourth in the West...during that stretch, **Corey Perry** led the NHL in goals and points (19-12=31 with a +12)...the Ducks also won their last two games, 10 of their last 13 (10-3-0), and went 29-13-1 over the last 43 contests.

PERRY WINS THE HART

Corey Perry won the 2010-11 Hart Memorial Trophy as "the player adjudged to be the most valuable to his team"...Perry was the first player from a Southern California team to win the Hart Trophy since Hall-of-Famer Wayne Gretzky earned the honor with Los Angeles in 1989...Perry was also just the third player from a California team to win the Hart, joining Gretzky and San Jose's Joe Thornton (2006)...his 50 goals also won him the Maurice "Rocket" Richard Trophy as the league's top goal scorer...he tied for the league lead in GWG (11, also Ovechkin), finished third in points (98), and tied for fifth in PPG (14) and SHG (4)

MORE PERRY

Perry's 50 goals were the most by a Ducks player since Teemu Selanne scored 52 during the 1997-98 season...he became the third player in franchise history to reach the 50-goal mark and the first in the Western Conference to score 50-or-more since Calgary's Jarome Iginla in 2007-08 (50)...Perry established numerous franchise records in 2010-11, including game-winning goals, third-period goals, and shorthanded goals.

BETTER WITH AGE

Teemu Selanne (40 years old in 2010-11) recorded 31-49=80 points in 73 games...25 of Selanne's 31 goals came in a tied game or a one-goal contest...he was one of 15 NHL players to average over one point-per-game (eighth with 1.10)...the second-oldest player on that list was Tampa Bay's Martin St. Louis (35 yrs.) who averaged 1.21 points-per-game...Selanne ranked third in the NHL with 16 PPG and tied for eighth in overall scoring...only two players in NHL history age 40+ have recorded more points: (Gordie Howe (DET), 1968-98, 103 pts., 40 yrs, 276 days; Johnny Bucyk (BOS), 1975-76, 83 pts., 40 yrs, 234 days...on Mar. 28 vs. Colorado, he became the first player in history age 40+ to record three goals and five points (3-2=5) in a single game and the fourth-oldest player in NHL history to record a 3+ goal game (also Howe, Bucyk & Lidstrom).

VISNOVSKY LEADS THE PACK

Lubomir Visnovsky led NHL defensemen in scoring (68), assists (50) and points-per-game (.84), and ranked second in goals (18).

HILLER SHINES BEFORE SEASON CUT SHORT

Jonas Hiller went 26-16-5 with five shutouts, a 2.56 GAA and .924 SV% before having his season cut short due to vertigo symptoms...he made only three appearances following the All-Star break, missing a total of 27 games during the second half of the season...Hiller finished tied for fifth among NHL goaltenders in SV% (.924)...he was named to the NHL 2010-11 All-Star team, the lone goaltender to represent the Western Conference...he was the second Swiss-born player to appear in an NHL All-Star Game (also Mark Streit in 2009).

2010-11 GAME-BY-GAME



#	Date	Team	W-L-OT	Record	GF-GA	Scorers	W Goal	PP	PK	SF-SA	W-L Gldr.	Attend.
1	10/08/2010	@ DETROIT	L	00-01-00	0-4		93	0-1	6-6	21-43	35 / 1	20066+
2	10/09/2010	@ NASHVILLE	L	00-02-00	1-4	11	26	0-3	6-7	37-49	35 / 1	17113+
3	10/11/2010	@ ST. LOUIS	L	00-03-00	1-5	11P	10	1-4	8-9	14-53	41 / 1	19150+
4	10/13/2010	VANCOUVER	W	01-03-00	4-3	15P,8P,10,9	9	2-5	1-3	32-39	1 / 1	17174+
5	10/15/2010	ATLANTA	O**	01-03-01	4-5	10P,32,8P,15P	34	3-7	1-4	41-33	50 / 1	31233
6	10/17/2010	PHOENIX	W	02-03-01	3-2	54,32,10	10	0-3	2-2	35-38	1 / 1	13574
7	10/20/2010	@ COLUMBUS	L	02-04-01	1-3	8	61	0-5	3-3	32-22	1 / 1	9802
8	10/21/2010	@ PHILADELPHIA	W	03-04-01	3-2	17,33,15	15	0-4	5-5	22-42	31 / 35	19012
9	10/23/2010	@ DETROIT	L	03-05-01	4-5	9,20,26,8	13	0-1	2-3	25-41	35 / 31	19401
10	10/26/2010	@ DALLAS	W	04-05-01	5-2	9,9,16,8P,10	16	1-3	4-5	26-37	1 / 32	12378
11	10/29/2010	NEW JERSEY	L	04-06-01	1-2	33P	26	1-3	4-4	28-27	30 / 1	14724
12	10/30/2010	@ SAN JOSE	L	04-07-01	2-5	15P,10P	15	2-3	4-6	24-41	30 / 31	17562+
13	11/03/2010	TAMPA BAY	W*	05-07-01	3-2	8P,51,15	15	1-5	3-4	30-34	1 / 38	13034
14	11/05/2010	PITTSBURGH	W	06-07-01	3-2	9,15,11	11	0-2	3-4	19-32	1 / 29	17174+
15	11/07/2010	NASHVILLE	W	07-07-01	5-4	8,11,17,11P,23	22	1-3	4-4	37-24	1 / 39	13520
16	11/09/2010	@ SAN JOSE	W*	08-07-01	3-2	33,10,17	17	0-2	4-4	20-41	1 / 30	17562+
17	11/10/2010	NY ISLANDERS	W	09-07-01	1-0	11	11	0-2	6-6	14-27	31 / 35	14393
18	11/12/2010	DALLAS	W	10-07-01	4-2	11,15,9P,9	9	1-3	2-2	37-29	1 / 32	13831
19	11/14/2010	@ CHICAGO	O*	10-07-02	2-3	10,10	25	0-2	2-4	26-43	50 / 1	21244+
20	11/16/2010	@ DALLAS	L	10-08-02	1-2	10P	91	1-6	4-5	27-26	32 / 1	13443
21	11/17/2010	@ MINNESOTA	O*	10-08-03	1-2	8P	20	1-1	1-1	28-27	32 / 31	16890
22	11/19/2010	COLUMBUS	L	10-09-03	3-4	11P,95,10	22	1-4	2-3	50-29	1 / 1	13667
23	11/21/2010	EDMONTON	L	10-10-03	2-4	9P,11	83	1-5	3-3	40-25	40 / 1	14267
24	11/26/2010	CHICAGO	L	10-11-03	1-4	42P	10	1-5	2-2	27-34	50 / 1	16146
25	11/27/2010	@ PHOENIX	W	11-11-03	4-4	33,9,9,64,10,9	10	0-3	5-6	25-34	1 / 30	12708
26	11/29/2010	LOS ANGELES	W	12-11-03	2-0	4P,33	4	1-2	3-3	19-27	1 / 32	17174+
27	12/01/2010	FLORIDA	W	13-11-03	2-0	16,15,16,10,9	10	0-1	0-2	29-32	1 / 29	15204
28	12/03/2010	DETROIT	L	13-12-03	0-4		93	0-3	1-1	41-29	35 / 1	15173
29	12/05/2010	PHOENIX	L	13-13-03	0-3		14	0-3	5-6	26-39	30 / 1	14062
30	12/07/2010	@ EDMONTON	W**	14-13-03	3-2	11,8	4	0-3	2-3	32-36	1 / 35	16839+
31	12/08/2010	@ VANCOUVER	O**	14-13-04	4-5	10P,19,8P,4	10	2-4	5-7	20-40	1 / 1	18860+
32	12/10/2010	CALGARY	W**	15-13-04	3-2	17,42	10	0-5	5-6	25-39	1 / 35	13775
33	12/12/2010	MINNESOTA	W	16-13-04	6-2	10,15,15P,10P,9,10P	15	2-6	3-4	36-22	1 / 32	14338
34	12/15/2010	@ WASHINGTON	W*	17-13-04	2-1	19P,15	15	1-2	2-2	24-32	1 / 1	18398+
35	12/16/2010	@ NY ISLANDERS	L	17-14-04	2-3	19P,33	26	1-5	2-3	32-29	39 / 31	7659
36	12/18/2010	@ CAROLINA	L	17-15-04	2-4	15,15P	12	1-7	1-3	45-32	30 / 1	16603
37	12/20/2010	@ BOSTON	W	18-15-04	3-0	64,17,10S	64	0-1	2-2	25-45	1 / 30	17565+
38	12/21/2010	@ BUFFALO	L	18-16-04	2-5	10P,10P	63	2-4	3-5	23-42	30 / 31	18690P
39	12/26/2010	@ LOS ANGELES	L	18-17-04	1-4	39	11	0-2	3-4	19-30	45 / 1	18313+
40	12/28/2010	@ PHOENIX	W	19-17-04	3-1	5,9,10	19	0-3	5-6	24-32	1 / 30	14032
41	12/31/2010	PHILADELPHIA	W	20-17-04	5-2	33,17,33P,9,17	33	1-2	2-2	27-37	1 / 35	17103
42	01/02/2011	CHICAGO	W	21-17-04	2-1	3,10	10	0-3	2-2	18-40	1 / 50	16004
43	01/05/2011	NASHVILLE	L	21-18-04	1-4	11	27	0-4	2-2	41-24	35 / 1	12216
44	01/07/2011	COLUMBUS	W	22-18-04	6-0	8P,8P,3P,9,9P,64S	8	3-4	3-3	29-27	1 / 1	12815
45	01/09/2011	SAN JOSE	W	23-18-04	1-0	9	9	0-2	3-3	28-37	1 / 31	16172
46	01/12/2011	ST. LOUIS	W	24-18-04	7-4	9P,33,9,9,10,17P,64P	10	3-4	4-5	24-34	1 / 29	12499
47	01/15/2011	@ PHOENIX	L	24-19-04	2-6	39,10P	14	1-3	5-5	28-34	30 / 1	10951
48	01/16/2011	EDMONTON	W	25-19-04	3-2	5P,8,8P	8	2-5	5-5	28-28	31 / 35	15764
49	01/18/2011	@ OTTAWA	W**	26-19-04	2-1	10	9	0-0	2-2	27-40	1 / 30	19515+
50	01/20/2011	@ TORONTO	L	26-20-04	2-5	42,64	42	0-2	2-2	28-37	35 / 1	19399+
51	01/22/2011	@ MONTREAL	W**	27-20-04	4-3	4P,9,10P	9	2-4	4-6	26-40	1 / 31	21273+
52	01/25/2011	@ COLUMBUS	W	28-20-04	3-2	8P,4P,33	33	2-3	3-5	22-37	1 / 1	11700
53	02/02/2011	SAN JOSE	L	28-21-04	3-4	19,4P,9	29	1-5	1-2	30-28	31 / 31	14486
54	02/05/2011	@ COLORADO	W	29-21-04	3-0	10P,10,10	10	1-6	3-3	29-25	31 / 31	16785
55	02/09/2011	@ VANCOUVER	W	30-21-04	4-3	33,64,9,9	9	0-2	0-1	24-38	31 / 35	18860+
56	02/11/2011	@ CALGARY	W*	31-21-04	5-4	11,11,64S,8P,4	4	1-1	3-3	30-25	31 / 34	19289+
57	02/13/2011	@ EDMONTON	W	32-21-04	4-0	8,64,9,9	8	0-4	2-2	22-12	1 / 40	16839+
58	02/16/2011	WASHINGTON	L	32-22-04	6-7	15P,8,32,10S,17,9	28	1-2	2-2	21-31	30 / 31	15579
59	02/18/2011	@ MINNESOTA	L	32-23-04	1-5	10	7	0-5	2-4	30-26	32 / 31	18967+
60	02/19/2011	@ ST. LOUIS	L	32-24-04	3-9	37,8,15	10	0-4	2-5	25-23	30 / 31	19150+
61	02/23/2011	LOS ANGELES	L	32-25-04	2-3	8,10	33	0-1	0-0	27-18	32 / 31	17174+
62	02/25/2011	MINNESOTA	O*	32-25-05	2-3	9,23	96	0-5	4-4	48-31	60 / 38	13617
63	02/27/2011	COLORADO	W	33-25-05	3-2	15,22,64P	64	1-5	1-1	32-24	38 / 31	14510
64	03/02/2011	DETROIT	W*	34-25-05	2-1	33,9	9	0-4	8-9	28-29	38 / 35	15098
65	03/04/2011	DALLAS	W*	35-25-05	4-3	17,17P,8,17P	17	2-3	2-3	29-26	38 / 32	12883
66	03/06/2011	VANCOUVER	L	35-26-05	0-3		27	0-4	2-3	26-16	35 / 38	16356
67	03/09/2011	NY RANGERS	W	36-26-05	5-2	10,17,17,9,10	17	0-3	2-3	33-32	38 / 30	14251
68	03/11/2011	@ COLORADO	W	37-26-05	6-2	11,15P,10,42,9,19	10	1-4	4-4	33-26	38 / 30	16244
69	03/13/2011	PHOENIX	L	37-27-05	2-5	10,10P	28	1-5	2-2	38-31	30 / 38	14326
70	03/16/2011	ST. LOUIS	W	38-27-05	2-1	33,33	33	0-3	1-2	24-31	29 / 41	12604
71	03/19/2011	@ LOS ANGELES	W*	39-27-05	2-1	64,10	10	0-3	6-6	25-32	29 / 32	18118+
72	03/20/2011	CALGARY	W*	40-27-05	5-4	15,10P,23,8P,10	10	2-3	3-4	33-41	38 / 35	15177
73	03/23/2011	@ DALLAS	W*	41-27-05	4-3	17P,10,8,4	4	1-4	2-3	26-26	29 / 32	16021
74	03/24/2011	@ NASHVILLE	L	41-28-05	4-5	10,8P,8P,10	11	2-6	3-3	38-28	35 / 38	17113+
75	03/26/2011	@ CHICAGO	W	42-28-05	2-1	10,10	10	0-2	2-2	25-28	29 / 50	22115+
76	03/28/2011	COLORADO	W	43-28-05	5-4	8,33,8,4P,8P	8	2-4	1-2	42-35	29 / 30	14336
77	03/30/2011	@ CALGARY	W	44-28-05	4-2	9P,10P,17,10	17	2-6	6-7	22-25	29 / 34	19289+
78	04/02/2011	@ SAN JOSE	L	44-29-05	2-4	9,17P	16	1-4	0-1	22-33	31 / 29	17562+
79	04/03/2011	DALLAS	L	44-30-05	3-4	15,17,10S	63	0-3	5-6	27-31	32 / 29	16424
80	04/06/2011	SAN JOSE	W	45-30-05	6-2	10,4P,10,10P,8P,33P	10	4-6	4-4	34-38	29 / 30	15649
81	04/08/2011	LOS ANGELES	W	46-30-05	2-1	8,8	8	0-2	3-3	28-24	38 / 32	17587+
82	04/09/2011	@ LOS ANGELES	W	47-30-05	3-1	64,11P,23P	11	2-4	6-7	20-44	38 / 32	18203+

(* = OVERTIME, ** = SHOOTOUT, + = SELLOUT)

2009-10 ANAHEIM DUCKS



FRONT ROW (L-R): Jonas Hiller, Executive Vice President/COO Tim Ryan, Senior Vice President of Hockey Operations David McNab, Executive Vice President/General Manager Bob Murray, Owner Henry Samueli, Saku Koivu, Scott Niedermayer, Ryan Getzlaf, Owner Susan Samueli, CEO Michael Schulman, Head Coach Randy Carlyle, Senior Vice President/CMO Bob Wagner, Curtis McElhinney **SECOND ROW:** Assistant Coach Newell Brown, Assistant Coach Dave Farihi, Vice President of Human Resources Jay Scott, Vice President of Operations Kevin Starke, Lubomir Visnovsky, Teemu Selanne, Todd Marchant, Jason Blake, Vice President of Finance Doug Heller, Anaheim Arena Management Vice President of Finance Angela Wiergachik, Goaltending Consultant Pete Peeters, Video Coordinator Joe Trotta **THIRD ROW:** Assistant Equipment Manager Chris Aldrich, Equipment Manager Doug Shearer, James Wisniewski, Sheldon Brookbank, Aaron Ward, Bobby Ryan, Matt Beleskey, Mike Brown, Dan Sexton, Strength & Conditioning Coach Sean Skahan, Head Athletic Trainer Tim Clark, Assistant Athletic Trainer Meaghan Beaudoin **BACK ROW:** Equipment Assistant Chris Kincaid, Steve Eminger, Ryan Carter, Troy Bodie, George Parros, Corey Perry, Kyle Chipchura, Joffrey Lupul, Brett Festerling, Massage Therapist James Partida

THE SEASON:

The Ducks finished the season with a 39-32-11 record for 89 points (11th in Western Conference)... the club went 23-14-4 for 50 points in the second half of the season (41 games), which equaled the eighth-best record in the league... Anaheim also finished with points in eight of the last nine games (5-1-3) and went 9-3-3 over the last 15 contests... the Ducks concluded the 2009-10 season with a 6-0-2 record in the last eight games at Honda Center and were 17-3-3 in the last 23 contests at home.

BY THE NUMBERS:

Right wing **Corey Perry** led the club in scoring with a career-high 27-49=76 points and was the only player to appear in all 82 regular season games for Anaheim... center **Ryan Getzlaf** led the team in assists (50) despite missing 16 games due to injury... defenseman **Scott Niedermayer**, who ranked tied for 11th in league defenseman scoring, led all Anaheim players in ice time (26:30) and paced all team blueliners in assists and points (10-38=48)... right wing **Bobby Ryan** had a career-high 35 goals in 81 games, leading the team in goals and ranking second in the NHL (behind only New Jersey's Zach Parise) among U.S.-born players... right wing **Teemu Selanne** finished the season ranked tied for third in the NHL in power play goals (14) and tied for eighth in goals-per game (.50), his highest mark since 2006-07 (.59)... with 27 goals on the year (27-21=48), 2009-10 marked Selanne's 14th season with 25 goals or more... Selanne had six goals in his last five games (6-2=8), 8-9=17 points in his last 13 and 9-12=21 points in his final 18 contests... center **Saku Koivu** earned 4-7=11 points with a +6 rating in his last five games... he also had 7-11=18 points in his last 13 and 8-12=20 in 19... Koivu, who scored the game-tying goal in two of his last three games (and the shootout winner on Apr. 3 at Los Angeles), ranked tied for 10th in the NHL in game-winning goals (6)... Koivu also eclipsed the 50-point mark for seventh consecutive season in 2009-10 (19-33=52)... defenseman **Lubomir Visnovsky** ranked tied for fourth in goals among NHL defensemen (with San Jose's Dan Boyle)... his five goals after his acquisition by Anaheim on Mar. 3 (did not play until Mar. 6) co-led all NHL defensemen (with Washington's Mike Green and Los Angeles' Drew Doughty).

TAKING THE REINS:

The Ducks were 23-13-4 in their last 40 games dating back to Jan. 5, which equaled the eighth-best record in the NHL... that stretch began with Jonas Hiller starting 31 of the final 40 games, including 19 straight from Jan. 5-Mar. 24... prior to that, Hiller started 26 of the first 42 games of the season, alternating starts with J.S. Giguere (the Ducks were 16-19-7 at that point of the season)... Hiller himself was 18-11-1 (2.58 GAA, .923 SV%) in his last 32 games from Jan. 5 to the end of the season.

606:

After reaching the historic 600-goal plateau on Mar. 21 vs. Colorado and matching childhood idol and longtime friend Jari Kurri with 601 on Mar. 31 at Colorado, right wing **Teemu Selanne** scored two goals on Apr. 2 vs. Vancouver to grab sole possession of 17th place in all-time goals with his 602nd and 603rd goals... finishing the season with 606 career goals, Selanne became one of only 18 players in NHL history to score 600 goals and one of only three Europeans, following Jaromir Jagr (CZE) and Kurri (FIN).

RECORD STREAK:

The Ducks had a franchise-record 11-game home winning streak from Dec. 8-Feb. 10... the 11-game winning streak at Honda Center was the second-longest in the NHL in 2009-10, behind only Washington's 14-game streak at Verizon Center.

2010 OLYMPICS:

Anaheim Ducks players combined for seven medals at the 2010 Olympic Winter Games, the most in the NHL (San Jose was second with five)... the seven medals also tied the most ever by an NHL team... the only other NHL teams to have as many as seven medal winners were the 1998 Pittsburgh Penguins and the 2002 Detroit Red Wings... Anaheim Ducks players combined for three gold (**Scott Niedermayer**, **Ryan Getzlaf**, **Corey Perry** for Canada), two silver (**Bobby Ryan**, **Ryan Whitney** for USA), and two bronze medals (**Saku Koivu** and **Teemu Selanne** for Finland) in Vancouver.


2009-10 GAME-BY-GAME



#	Date	Team	W-L-OT	Record	GF-GA	Scorers	W Goal	PP	PK	SF-SA	W-L Gldr.	Attend.
1	10/03/2009	SAN JOSE	L	00-01-00	1-4	19P	12	1-7	5-6	25-37	20 / 1	17281+
2	10/06/2009	@ MINNESOTA	O*	00-01-01	3-4	14,24,11P	15	1-2	2-5	19-32	32 / 30	18256+
3	10/08/2009	@ BOSTON	W	01-01-01	6-1	8P,8P,10,24,9,10S	8	2-2	6-6	30-34	1 / 30	16158
4	10/10/2009	@ PHILADELPHIA	W**	02-01-01	3-2	8,8	8	0-4	5-7	33-35	1 / 29	19603+
5	10/11/2009	@ NY RANGERS	L	02-02-01	0-3		26	0-4	3-5	18-38	0 / 35	18200+
6	10/14/2009	MINNESOTA	W	03-02-01	3-2	10,10,20	20	0-4	4-4	35-34	1 / 32	15111
7	10/17/2009	ST. LOUIS	L	03-03-01	0-5		21	0-5	4-6	26-32	29 / 1	14902
8	10/21/2009	DALLAS	L	03-04-01	2-4	15,14	6	0-1	2-3	26-38	35 / 1	14503
9	10/24/2009	COLUMBUS	L	03-05-01	4-6	14,27P,14,8P	51	2-2	2-2	36-37	1 / 35	14468
10	10/26/2009	TORONTO	L	03-06-01	3-6	17,9P,10	22	1-3	5-10	28-39	50 / 1	14291
11	10/30/2009	VANCOUVER	O**	04-06-01	7-2	10,16,13S,10P,9P,14	13	2-2	3-4	34-38	1 / 30	14756
12	10/31/2009	@ PHOENIX	O**	04-06-02	2-3	10P,8	17	1-7	1-2	34-32	30 / 1	6495
13	11/03/2009	PITTSBURGH	L	04-07-02	3-4	10,10,11	9	0-2	6-6	29-27	29 / 1	16128
14	11/05/2009	NASHVILLE	W	05-07-02	4-0	8P,8,22,9	8	1-5	5-5	31-40	1 / 35	14298
15	11/07/2009	PHOENIX	W	06-07-02	4-3	8P,9,10,13	13	1-6	1-2	26-30	1 / 30	15249
16	11/11/2009	@ NEW JERSEY	L	06-08-02	1-3	10	23	0-6	3-3	32-25	30 / 1	14123
17	11/13/2009	@ COLUMBUS	O**	06-08-03	2-3	9,22	20	0-5	3-4	34-29	32 / 35	15577
18	11/14/2009	@ DETROIT	L	06-09-03	4-7	10,9P,14,15P	40	2-4	3-6	23-37	35 / 1	20066+
19	11/16/2009	@ PITTSBURGH	L	06-10-03	2-5	22S,8	11	0-3	6-7	25-26	29 / 35	17052+
20	11/19/2009	TAMPA BAY	W*	07-10-03	4-3	8,15P,9P,27P	27	3-7	3-4	27-24	1 / 41	14555
21	11/21/2009	SAN JOSE	L	07-11-03	2-3	34P,19P	19	2-4	2-3	30-36	20 / 1	15066
22	11/23/2009	CALGARY	W**	08-11-03	3-2	9,15	8	0-3	4-4	31-43	35 / 34	15348
23	11/25/2009	CAROLINA	W	09-11-03	3-2	27P,17,8	8	1-2	3-3	33-30	35 / 34	14766
24	11/27/2009	CHICAGO	W	10-11-03	3-0	8P,8P,4P	8	3-5	4-4	34-28	35 / 39	15068
25	11/29/2009	PHOENIX	O*	10-11-04	2-3	15P,9	19	1-3	4-4	28-26	30 / 35	13023
26	12/01/2009	LOS ANGELES	L	10-12-04	3-4	10,19P,22	15	1-4	4-5	30-42	32 / 1	14231
27	12/03/2009	@ DALLAS	L	10-13-04	1-3	11	29	0-2	3-3	27-37	35 / 35	16217
28	12/04/2009	@ MINNESOTA	O**	10-13-05	4-5	14,9P,14,9	48	1-3	2-3	22-29	32 / 1	18265+
29	12/06/2009	OTTAWA	O**	10-13-06	3-4	15,14,10	11	0-3	4-5	36-29	30 / 35	14946
30	12/08/2009	DALLAS	W*	11-13-06	4-3	14,42,42,11	11	0-1	3-4	42-22	35 / 35	13861
31	12/11/2009	@ DETROIT	O*	11-13-07	2-3	11,42	44	0-4	8-10	27-31	35 / 35	20066+
32	12/12/2009	@ COLUMBUS	W	12-13-07	3-1	42,9,10P	9	1-2	4-4	25-36	1 / 1	14461
33	12/16/2009	@ VANCOUVER	W	13-13-07	3-2	9,15,11P	11	1-4	5-5	34-30	1 / 1	18810+
34	12/17/2009	@ SAN JOSE	L	13-14-07	1-4	15P	12	1-4	4-5	21-37	20 / 35	17562+
35	12/19/2009	PHOENIX	W	14-14-07	4-2	13,28,15P,9P	15	2-7	4-4	34-41	1 / 30	15107
36	12/22/2009	@ COLORADO	W	15-14-07	4-2	27,42,15,22	15	0-3	3-3	43-17	1 / 41	12171
37	12/23/2009	@ PHOENIX	L	15-15-07	2-5		8	0-4	1-2	21-32	30 / 1	10030
38	12/26/2009	@ SAN JOSE	L	15-16-07	0-4	28,9	15	0-4	0-2	32-25	20 / 35	17562+
39	12/29/2009	MINNESOTA	W	16-16-07	4-2	9,42,9P,22S	9	1-3	3-4	32-31	1 / 37	16960
40	12/31/2009	@ DALLAS	L	16-17-07	3-5	11,13,11	21	0-2	3-4	34-42	35 / 1	18532+
41	01/02/2010	@ NASHVILLE	L	16-18-07	1-3	13	19	0-2	2-2	26-36	35 / 1	16654
42	01/03/2010	@ CHICAGO	L	16-19-07	2-5	17,17	81	0-2	2-3	24-28	31 / 35	21662+
43	01/05/2010	DETROIT	W	17-19-07	4-1	11S,39,10,28	39	0-4	4-4	35-39	1 / 35	15531
44	01/07/2010	ST. LOUIS	W	18-19-07	4-2	34,9,39,22	39	0-4	3-3	29-22	1 / 50	14248
45	01/09/2010	@ NASHVILLE	W	19-19-07	3-2	8,39,15	15	0-1	0-1	21-27	1 / 35	17113+
46	01/10/2010	@ CHICAGO	W	20-19-07	3-1	10P,11,8	11	1-3	3-4	12-43	1 / 31	21708+
47	01/13/2010	BOSTON	W	21-19-07	4-3	42P,39,15,7	7	1-4	2-2	32-30	1 / 40	14957
48	01/14/2010	@ LOS ANGELES	L	21-20-07	0-4		26	0-5	6-6	22-27	32 / 1	18118+
49	01/17/2010	CALGARY	W	22-20-07	5-4	42P,24,50,10,9	9	1-3	3-3	26-37	1 / 31	16153
50	01/19/2010	BUFFALO	W	23-20-07	5-4	15,24,13,9P,50	50	1-3	3-4	30-45	1 / 30	15570
51	01/21/2010	@ SAN JOSE	L	23-21-07	1-3	39	4	0-5	5-6	27-25	20 / 1	17562+
52	01/23/2010	@ ST. LOUIS	W**	24-21-07	4-3	27,9,9	34	0-3	1-1	37-21	1 / 50	19150+
53	01/26/2010	@ ATLANTA	L	24-22-07	1-2	7	61	0-4	3-4	35-34	1 / 1	12984
54	01/27/2010	@ WASHINGTON	L	24-23-07	1-5	42	26	0-2	4-5	31-49	30 / 35	18277+
55	01/29/2010	@ TAMPA BAY	W**	25-23-07	2-1	34P	34	1-2	2-2	32-31	1 / 30	15230
56	02/01/2010	@ FLORIDA	W	26-23-07	3-0	15,8P,10	15	1-3	4-4	25-33	1 / 29	10843
57	02/03/2010	DETROIT	W	27-23-07	3-1	19,28,9	28	0-2	2-3	30-47	1 / 35	15180
58	02/04/2010	@ LOS ANGELES	L	27-24-07	4-6	33,50,39,20	23	0-1	0-2	22-31	32 / 1	18118+
59	02/08/2010	LOS ANGELES	W	28-24-07	4-2	8P,15,11P,10	11	2-4	4-4	33-37	1 / 32	16033
60	02/10/2010	EDMONTON	W	29-24-07	3-2	9,9P,22	22	1-7	4-4	30-39	1 / 38	14766
61	02/13/2010	@ CALGARY	L	29-25-07	1-3	50	12	0-2	2-2	27-38	34 / 1	19289+
62	02/14/2010	@ EDMONTON	W	30-25-07	7-3	11,10,27P,15P,16,15P,9P	15	4-11	4-5	46-29	1 / 38	16839+
63	03/03/2010	COLORADO	L	30-26-07	3-4	33P,8,27P	39	2-6	3-6	34-25	41 / 1	14840
64	03/06/2010	@ PHOENIX	L	30-27-07	0-4		16	0-7	3-4	32-30	30 / 1	14965
65	03/07/2010	MONTREAL	O**	30-27-08	3-4	10,17P,27	14	1-1	3-3	32-43	41 / 1	15883
66	03/09/2010	COLUMBUS	L	30-28-08	2-5	17,15	51	0-7	3-6	38-29	32 / 1	13700
67	03/12/2010	NASHVILLE	L	30-29-08	0-1		6	0-2	3-4	31-28	35 / 1	15077
68	03/14/2010	SAN JOSE	W	31-29-08	4-2	10,8,17,9	17	0-6	4-4	33-33	1 / 20	16317
69	03/17/2010	CHICAGO	W	32-29-08	4-2	9,22S,11,9	11	0-2	3-3	36-41	1 / 50	15243
70	03/19/2010	NY ISLANDERS	W*	33-29-08	5-4	39,17,33P,17,11	11	1-2	1-3	39-31	31 / 43	14665
71	03/21/2010	COLORADO	W	34-29-08	5-2	33P,39,8P,50S,15P	8	3-6	3-3	33-28	1 / 41	15528
72	03/23/2010	@ CALGARY	L	34-30-08	1-3	27	17	0-0	1-2	23-28	34 / 1	19289+
73	03/24/2010	@ VANCOUVER	L	34-31-08	1-4	11	22	0-4	1-2	31-30	30 / 1	18810+
74	03/26/2010	@ EDMONTON	W	35-31-08	3-2	16,10P,10P	10	2-4	6-7	40-36	31 / 38	16839+
75	03/29/2010	DALLAS	W	36-31-08	3-1	63P,10,28	10	1-5	2-2	46-31	31 / 32	15070
76	03/31/2010	@ COLORADO	W	37-31-08	5-2	7,11,27,8,33	27	0-1	2-3	27-29	31 / 41	13862
77	04/02/2010	VANCOUVER	O**	37-31-09	4-5	11,8P,8P,11P	38	3-8	4-4	34-40	30 / 31	16534
78	04/03/2010	@ LOS ANGELES	W**	38-31-09	2-1	11P	11	1-2	3-4	33-29	31 / 32	18118+
79	04/06/2010	LOS ANGELES	O**	38-31-10	4-5	33P,8,9,8P	11	2-3	2-3	21-40	31 / 31	16278
80	04/08/2010	@ DALLAS	O**	38-31-11	2-3	9,9P	9	1-4	3-3	19-51	35 / 1	18009
81	04/09/2010	@ ST. LOUIS	L	38-32-11	3-6	39,9,39	18	0-2	2-4	26-48	50 / 31	19150+
82	04/11/2010	EDMONTON	W	39-32-11	7-2	20,7,39,8P,20,16,28S	39	1-3	2-2	45-31	1 / 38	16392

(* = OVERTIME, ** = SHOOTOUT, + = SELLOUT)

2008-09 ANAHEIM DUCKS



FRONT ROW (L-R) Jean-Sebastien Giguere, Executive Vice President/COO Tim Ryan, Senior Vice President of Hockey Operations David McNab, Executive Vice President & General Manager Bob Murray, Chris Pronger, Scott Niedermayer, Ryan Getzlaf, CEO Michael Schulman, Head Coach Randy Carlyle, Senior Vice President/CMO Bob Wagner, Jonas Hiller **SECOND ROW:** Assistant Coach Newell Brown, Assistant Coach Dave Farnish, Vice President of Human Resources Kim Kutcher, Vice President of Operations Kevin Starkey, Teemu Selanne, Rob Niedermayer, Bret Hedican, Todd Marchant, Vice President of Finance Doug Heller, Anaheim Arena Management Vice President of Finance Angela Wergechik, Goaltending Consultant Francois Allaire, Video Coordinator Joe Trotta **THIRD ROW:** Assistant Equipment Manager John Alloway, Equipment Manager Doug Shearer, Andrew Ebbett, James Wisniewski, Francois Beauchemin, Bobby Ryan, Ryan Carter, Mike Brown, Strength & Conditioning Coach Sean Skahan, Head Athletic Trainer Tim Clark, Assistant Athletic Trainer Meaghan Beaudoin **BACK ROW:** Equipment Assistant Chris Kincaid, Petteri Nokelainen, Sheldon Brookbank, Ryan Whitney, George Parros, Corey Perry, Brendan Mikkelson, Erik Christensen, Brad Larsen, Massage Therapist James Partido

POSTSEASON NOTES IN PLAYOFF SECTION

THE SEASON:

The Ducks finished the 2008-09 regular season with a record of 42-33-7 for 91 points, ranking second in the Pacific Division and eighth in the Western Conference...Anaheim went 20-18-3 at home and 22-15-4 on the road in the regular season...the Ducks qualified for the playoffs for the fourth consecutive year and seventh time in club history (1997, 1999, 2003, 2006-2009).

THE STANDINGS CLIMB:

After 69 games, the Ducks were 32-31-6, 12th in the Western Conference standings (13th by winning percentage)...Anaheim rallied to make the playoffs by posting the best record in the NHL (by points and winning percentage) over the last 13 games, going 10-2-1 (21 points, .808 win%)...the Ducks joined only the 1996-97 Ottawa Senators and 2006-07 New York Rangers as teams to rally from as low as 12th place to make the playoffs with 13 games-or-less remaining in the season...the 1996-97 Senators were 12th through 69 games and finished seventh, while the 2006-07 Rangers were 12th through 72 games and finished sixth.

STRONG FINISH:

The Ducks finished the 2008-09 regular season winning five of the last seven games (5-1-1), 10 of 13 games (10-2-1) and were 11-3-1 in the last 15 overall...the Ducks scored at least one power play goal in eight of the last nine games (13-for-35, 37.1%) and went 20-for-48 (41.7%) over the final 13...in the last five contests, the Ducks were 9-for-16 on the power play for a 56.3% success rate...in addition, the club recorded 55 goals over the last 13 games (4.2 per game), scoring at least five goals in five of those contests.

ROAD SUCCESS:

Anaheim finished the 2008-09 regular season by recording points in a team-record nine consecutive road games (7-0-2; 16 points), besting the previous mark of eight games set earlier in the year (7-0-1; Oct. 21-Nov. 30)...the Ducks won six straight road games before losing in a shootout in the season finale on Apr. 11 at Phoenix, falling just one win shy of tying a club-record seven-game road winning streak from Nov. 28-Dec. 13, 2006...with a 22-15-4 road record, the Ducks tied a franchise record for most road wins in a single season (22-14-5, 2006-07).

LEADING THE WAY:

Center **Ryan Getzlaf** concluded the 2008-09 campaign ranked tied for third among NHL leaders in assists, tied for sixth in scoring (25-66-91) and tied for fourth in power play assists (28)...in addition to leading the club in assists and scoring, Getzlaf broke the Ducks single-season assist record (previously Kariya, 62) on his third helper of the night as part of a four-assist effort on Apr. 4 at San Jose...with two assists (0-2-2) on Apr. 2 at Vancouver, he set a single-season career high in assists (60), one game after establishing a personal best for points in a season on Mar. 31 at Edmonton (83).

HILLER STRONG IN NET:

Goaltender **Jonas Hiller** concluded the regular season ranked tied for seventh among NHL goaltenders in GAA (2.39) and tied for sixth in SV% (.919)...over his last 12 games, Hiller went 8-2-0 with a 2.44 GAA and .919 SV%, stopping 319-of-347 shots...prior to a 3-2 loss to San Jose on Apr. 5 at Honda Center, Hiller won seven consecutive decisions to tie Guy Hebert for the longest winning streak in franchise history (Hebert won seven straight games from Feb. 25-Mar. 22, 1995).

THE CAPTAIN LEADS THE WAY, AGAIN:

Scott Niedermayer concluded the regular season ranked second among all defensemen in scoring starting Jan. 1 (9-31-40, Mike Green of WSH had 23-27=50 points)...for the season, he ranked tied for third in the NHL in scoring and assists among defensemen...Niedermayer became Anaheim's all-time goal scorer among defensemen by surpassing Oleg Tverdokvov with his 46th goal as a Duck on Mar. 8 vs. Minnesota...Niedermayer recorded his third three-point night of the season (1-2-3) on Mar. 31 at EDM, tying a single-game career high.

MOVING ON UP:

Right wing **Teemu Selanne** scored his 1,200th career NHL point with his overtime goal on Mar. 18 vs. Nashville...Selanne became the 45th player in NHL history to reach the milestone and only the sixth player born outside North America to reach the mark, joining Jaromir Jagr, Stan Mikita, Jari Kurri, Mats Sundin and Paul Stastny...he became the franchise's all-time games played leader with his 617th game as a Duck on Jan. 31 at Colorado...with his appearance that afternoon at Pepsi Center, Selanne surpassed former teammate Steve Rucchin for sole possession of first in all-time Ducks appearances.

2008-09 GAME-BY-GAME



Date	Team	W/L/OT	Record	GF-GA	Scorers	W Goal	PP	PK	SF-SA	W - L Gtr	Attend.
10/9/2008	@ SAN JOSE	L	00:01-00	1-4	44	14	0-2	5-7	29-41	20-35	17496
10/12/2008	PHOENIX	L	00:02-00	2-4	20,16	91	0-4	4-5	35-24	30-35	17174+
10/14/2008	@ LOS ANGELES	L	00:03-00	3-6	17,22,8	25	0-5	6-9	26-23	35-35	14451
10/15/2008	EDMONTON	L	00:04-00	2-3	40,44	71	0-2	3-4	35-28	32-1	16604
10/17/2008	SAN JOSE	W	01:04-00	4-0	23,32,25P,8	23	1-7	7-7	20-38	35-20	17174+
10/19/2008	CAROLINA	L	01:05-00	1-3	23	17	0-4	4-4	33-24	49-35	16847
10/21/2008	@ TORONTO	W**	02:05-00	3-2	23,16,8X	8	0-1	4-4	21-38	35-31	19222
10/24/2008	@ OTTAWA	W	03:05-00	4-3	17,22,26,15P	15	1-3	5-7	32-30	1-31	19762
10/25/2008	@ MONTREAL	W	04:05-00	6-4	40,15,10P,14,32S,8P	32	2-3	5-6	25-51	35-31	21273
10/27/2008	@ COLUMBUS	W*	05:05-00	3-2	15,10,8P	8	1-5	6-6	24-32	35-30	10494
10/29/2008	DETROIT	W*	06:05-00	5-4	8P,8P,17,23	23	3-8	5-7	34-38	35-30	17174+
10/31/2008	VANCOUVER	O**	06:05-01	6-7	27P,8P,5,25,8P,10	2	3-9	3-5	37-29	1-1	16704
11/2/2008	CALGARY	W	07:05-01	3-2	15,25,20	20	0-1	5-6	37-36	35-34	16965
11/4/2008	@ LOS ANGELES	W*	08:05-01	1-0	25	25	0-4	6-6	27-35	35-31	14327
11/5/2008	ST. LOUIS	W	09:05-01	5-2	44,8P,10,15,15	10	1-1	4-5	27-32	1-50	16144
11/7/2008	DALLAS	L	09:06-01	2-5	7,27P	37	1-5	3-5	30-26	35-35	17048
11/9/2008	FLORIDA	L	09:07-01	1-3	10	10	0-4	3-4	45-26	31-35	16951
11/14/2008	NASHVILLE	O*	09:07-02	3-4	7,14P,15P	2	2-4	3-5	35-35	39-35	16485
11/16/2008	LOS ANGELES	W	10:07-02	2-0	10,3	10	0-3	5-5	26-29	1-31	17174+
11/19/2008	WASHINGTON	L	10:08-02	4-6	54,15,54,8P	10	1-5	5-8	32-33	60-35	16076
11/21/2008	@ ST. LOUIS	O*	10:08-03	2-3	14,27P	12	1-5	3-5	28-28	34-35	19150
11/22/2008	@ DALLAS	W**	11:08-03	2-1	10P,15	15	1-4	7-7	24-32	1-35	17734
11/24/2008	COLORADO	W	12:08-03	4-1	8P,14,25,8P	14	2-3	4-4	24-30	35-31	16632
11/28/2008	CHICAGO	W	13:08-03	1-0	15	15	0-1	2-2	21-26	1-38	16994
11/30/2008	@ CAROLINA	W	14:08-03	4-1	15,8P,44,44	8	1-4	4-4	27-37	1-49	14191
12/1/2008	@ DETROIT	L	14:09-03	1-2	14	81	0-2	4-4	16-47	30-1	18862
12/3/2008	@ CHICAGO	L	14:10-03	2-4	8P,25	19	1-3	4-5	32-41	38-1	21574
12/7/2008	COLUMBUS	W	15:10-03	5-3	15,20,15,54,44	54	0-3	5-6	34-32	35-31	16914
12/10/2008	ST. LOUIS	W	16:10-03	4-2	16,14P,7,14	7	1-4	4-5	36-28	35-50	16058
12/11/2008	@ SAN JOSE	L	16:11-03	0-2	-	12	0-5	3-3	31-27	20-1	17496
12/14/2008	MINNESOTA	W	17:11-03	4-2	15,10,7,5,4	7	0-5	3-4	34-28	35-29	16577
12/16/2008	NY RANGERS	L	17:12-03	1-3	14	14	0-3	4-5	20-29	30-1	16921
12/19/2008	@ EDMONTON	W**	18:12-03	3-2	44S,10P,10X	10	1-8	9-10	36-53	1-35	16839
12/22/2008	@ VANCOUVER	L	18:13-03	3-4	54P,27P,26	22	2-5	6-8	27-26	41-1	18630
12/23/2008	@ CALGARY	L	18:14-03	3-4	7,15,7	13	0-1	3-4	33-32	34-35	19289
12/25/2008	@ DALLAS	O*	18:14-04	3-4	14,7P,7	9	1-2	4-5	22-38	35-35	18532
12/28/2008	@ ST. LOUIS	W	19:14-04	4-3	44,27P,5,54P	54	2-4	4-6	29-30	1-50	19150
12/31/2008	COLUMBUS	L	19:15-04	0-2	-	11	0-5	4-4	27-29	1-35	16758
1/2/2009	PHILADELPHIA	O**	19:15-05	4-5	10,44,48P,15P	24	2-4	5-6	27-32	43-35	17597+
1/4/2009	PHOENIX	W	20:15-05	2-0	25P,54P	15	2-4	4-4	34-29	1-30	16878
1/6/2009	LOS ANGELES	W	21:15-05	3-1	54P,26P,44	26	2-5	3-4	26-18	1-31	17174+
1/8/2009	@ LOS ANGELES	L	21:16-05	3-4	54P,54,54	24	1-6	2-3	27-26	32-1	18118
1/9/2009	TAMPA BAY	L	21:17-05	3-4	48P,5,25	12	1-4	2-3	32-19	31-1	17174+
1/11/2009	NEW JERSEY	W	22:17-05	4-3	54,26,14,14	14	0-4	1-2	34-21	35-35	17331+
1/14/2009	DETROIT	L	22:18-05	3-4	15,10P,5	93	1-4	3-4	28-33	30-35	17252+
1/16/2009	@ PITTSBURGH	L	22:19-05	1-3	15P	24	1-4	3-3	22-24	29-35	17005
1/17/2009	@ MINNESOTA	W	23:19-05	3-0	10P,54,10	10	1-1	4-4	34-30	1-32	18568
1/20/2009	@ NY RANGERS	L	23:20-05	2-4	54P,10	19	1-5	5-7	34-30	30-1	18200
1/21/2009	@ NY ISLANDERS	L	23:21-05	1-2	54P	54	1-5	0-1	40-14	34-35	11853
1/27/2009	@ PHOENIX	W	24:21-05	7-3	14,10P,14,44,32,54,10	44	1-1	4-5	37-26	1-30	15383
1/28/2009	CHICAGO	L	24:22-05	2-3	54P,32S	19	1-2	2-3	38-27	39-1	17193+
1/31/2009	@ COLORADO	W	25:22-05	4-3	16,15,27P,8	8	1-5	4-5	31-37	1-31	17652
2/2/2009	BUFFALO	W	26:22-05	3-2	25,14P,10P	10	2-3	2-2	37-23	1-40	16874
2/4/2009	@ MINNESOTA	L	26:23-05	0-3	-	15	0-5	2-3	34-25	32-1	18568
2/5/2009	@ NASHVILLE	L	26:24-05	2-4	10,10	10	0-2	2-2	30-34	35-35	14877
2/7/2009	@ CALGARY	W	27:24-05	2-1	54,10	10	0-2	4-4	25-27	35-1	19289
2/11/2009	CALGARY	W*	28:24-05	3-2	27P,7,27	27	1-5	4-4	40-23	35-34	17270+
2/15/2009	ATLANTA	L	28:25-05	4-8	8,8,54,48	17	0-3	4-6	35-43	32-35	17228+
2/18/2009	LOS ANGELES	L	28:26-05	3-4	8P,15P,14	11	2-6	4-6	31-26	32-1	17089
2/20/2009	@ DETROIT	L	28:27-05	2-5	15P,54	40	1-4	3-5	26-34	29-35	20046
2/21/2009	@ COLUMBUS	W	29:27-05	5-2	25P,7,10,14,54	10	1-2	6-8	13-28	35-1	18628
2/24/2009	@ BUFFALO	W	30:27-05	3-2	8,22S,13	13	0-3	3-4	22-36	35-40	18690
2/26/2009	@ BOSTON	L	30:28-05	0-6	-	48	0-3	2-4	35-27	30-35	17565
2/28/2009	@ DALLAS	W	31:28-05	4-3	27,48P,10,8	8	1-3	3-4	18-33	35-35	18171
3/3/2009	@ CHICAGO	O*	31:28-06	2-3	18,54	24	0-3	2-2	28-37	38-35	21619
3/6/2009	DALLAS	L	31:29-06	2-3	34,9	21	0-3	3-4	38-16	35-35	17380+
3/8/2009	MINNESOTA	L	31:30-06	2-3	22S,27	15	0-3	4-4	38-25	32-1	17300+
3/11/2009	VANCOUVER	W*	32:30-06	4-3	8,15,17,27	27	0-6	5-5	41-35	1-1	16967
3/15/2009	SAN JOSE	L	32:31-06	0-1	-	24	0-4	4-4	34-30	20-1	17511+
3/18/2009	NASHVILLE	W*	33:31-06	4-3	10,48P,9P,8P	8	3-5	1-3	31-24	35-35	16181
3/19/2009	@ PHOENIX	W**	34:31-06	3-2	18,17,9X	9	0-2	5-5	27-28	1-30	17239
3/22/2009	PHOENIX	W	35:31-06	6-2	27P,16,10,15P,15P,48P	10	4-5	4-4	30-28	1-30	17215+
3/24/2009	@ NASHVILLE	W**	36:31-06	2-1	18,8X	8	0-1	2-3	19-32	35-35	16418
3/25/2009	@ COLORADO	W	37:31-06	7-1	26,8,10,10P,48P,44,17	10	2-6	3-4	29-36	1-31	16279
3/27/2009	EDMONTON	L	37:32-06	3-5	15,15P,10	51	1-9	3-4	54-20	35-35	17257+
3/29/2009	COLORADO	W	38:32-06	4-1	10,9P,9,18	9	1-4	1-2	31-27	1-31	17182+
3/31/2009	@ EDMONTON	W	39:32-06	5-3	21,27P,25P,44,44P	44	3-4	4-5	25-31	1-35	16839
4/2/2009	@ VANCOUVER	W**	40:32-06	6-5	8P,9,9,10,8,10X	10	1-1	3-4	32-30	1-1	18630
4/4/2009	@ SAN JOSE	W	41:32-06	5-2	9,10,13,8,9P	13	1-1	2-3	28-30	1-20	17496
4/5/2009	SAN JOSE	L	41:33-06	4-3	17S,10P	14	1-2	5-7	21-26	33-1	17398+
4/10/2009	DALLAS	W**	42:33-06	2-3	22,27,48,8X	8	0-4	3-4	39-45	1-35	17531+
4/11/2009	@ PHOENIX	O**	42:33-07	4-5	26P,10P,9P,8	41	3-4	4-6	35-33	30-35	16438

(* = OVERTIME ** = SHOOTOUT + = SELLOUT)

P = POWER PLAY GOAL S = SHORTHANDED GOAL X = SHOOTOUT GOAL

2007-08 ANAHEIM DUCKS



Front Row (l-r): J.S. Giguere, Executive Vice President/COO Tim Ryan, Senior Vice President of Hockey Operations Bob Murray, Executive Vice President & General Manager Brian Burke, Owner Henry Samueli, Rob Niedermayer, Chris Pronger, Chris Kunitz, Owner Susan Samueli, CEO Michael Schulman, Head Coach Randy Carlyle, Assistant General Manager David McNab, Jonas Hiller. **Second Row:** Assistant Coach Newell Brown, Assistant Coach Dave Farrish, Vice President of Human Resources Kim Kutcher, Vice President of Operations Kevin Starkey, Senior Vice President/CMO Bob Wagner, Teemu Selanne, Scott Niedermayer, Samuel Pahlsson, Todd Marchant, Senior Advisor to the General Manager Al Coates, Vice President of Sales & Marketing Steve Oberst, Vice President of Finance Doug Heller, Anaheim Arena Management Vice President of Finance Angela Wergechik, Video Coordinator Joe Trotta. **Third Row:** Assistant Equipment Manager John Allaway, Equipment Manager Doug Shearer, Doug Weight, Mathieu Schneider, Bobby Ryan, Sean O'Donnell, Ryan Getzlaf, Corey Perry, Francois Beaudemin, Marc-Andre Bergeron, Goaltending Consultant Francois Allaire, Strength & Conditioning Coach Sean Skahan, Head Trainer Tim Clark. **Back Row:** Visiting Team Equipment Attendant Chris Kincaid, Brad May, Travis Moen, Brian Sutherby, George Parros, Todd Bertuzzi, Kent Huskins, Joe DiPenta, Ryan Carter, Massage Therapist James Parida.

POSTSEASON NOTES IN PLAYOFF SECTION

THE SEASON:

The Ducks completed the 2007-08 regular season with a mark of 47-27-8 record for 102 points, finishing second in the Pacific Division and fourth in the Western Conference... Anaheim eclipsed the 100-point mark for the second consecutive year, while setting new season club records for the fewest goals allowed (184) and most home wins (28)... Anaheim finished the year winning eight of its last 10 (8-2-0) and 15 of the last 20 games (15-4-1)... at Honda Center, the club went 12-1-0 in the last 13 games and 19-3-0 into the final 23 home contests... the club clinched a playoff berth for the third consecutive year and sixth time in franchise history on Mar. 26 vs. Los Angeles in a 2-1 shootout triumph.

DUCKS SELL OUT THE SEASON:

The Ducks' sellout vs. Phoenix on Apr. 6 (17,269) marked the club's 40th in 40 games at Honda Center in 2007-08, a complete sellout for the regular season... it was just the second time a local NHL team (Southern California market) had sold out a full (non-lockout) regular season... the 1991-92 Los Angeles Kings were the only other such team to do so at the 16,005-seat Forum... the Ducks set franchise attendance records last season for sellouts (40), average attendance (17,195) and percent capacity (100.12%)... the Ducks broke the team record for consecutive regular season sellouts on Feb. 22 against the St. Louis Blues when they surpassed the previous record of 51 straight regular season sellouts set from Dec. 22, 1993-Oct. 20, 1995... the Ducks finished the regular season with a sellout streak of 74 games, the third-longest active regular season sellout streak among U.S.-based NHL teams (behind only Minnesota and the NY Rangers).

LEADERS BY ADDITION:

The Ducks went 20-5-1 after the return of right wing **Teemu Selanne** on Feb. 5 against the New York Islanders at Nassau Coliseum... the Ducks also had similar success when they welcomed the return of defenseman **Scott Niedermayer** and arrival of center **Doug Weight**... the Ducks owned the best winning percentage in the NHL after Selanne's return on Feb. 5 (.788) and the best winning percentage following Niedermayer's return on Dec. 16 (.708)... below is a closer look:

NHL STANDINGS BEGINNING FEB. 5

RK	TEAM	GP	W	L	OT	PTS	WIN %
1.	Anaheim	26	20	5	1	41	.788
2.	San Jose	30	20	7	3	43	.717
3.	Washington	29	19	7	3	41	.696
4.	Montreal	29	19	9	1	39	.672
5.	Pittsburgh	29	18	8	3	39	.672

WINNING AT HONDA CENTER:

The Ducks finished 28-9-4 at Honda Center in 2007-08, establishing a new franchise record for home wins in the regular season... the previous team record of 26 home wins was established during the 2005-06 season (26-10-5) and matched in the 2006-07 campaign (26-6-9)... the Ducks won a franchise-record 10 consecutive games at Honda Center from Feb. 17-Mar. 26, marking the longest home winning streak in the NHL in 2007-08.

THE TOP 10 LIST:

J.S. Giguere was one of only three goaltenders in the NHL in 2007-08 to rank among the top 10 in wins, goals-against average and save percentage... Giguere ranked second in GAA (2.12), third in SV% (.922) and tied for seventh in wins (35)... the only two goaltenders who ranked among the top 10 in all three categories were New Jersey's Martin Brodeur and Minnesota's Niklas Backstrom.

HILLER SHINES:

Ducks goaltender **Jonas Hiller** closed the regular season on a strong note... from Mar. 1 through the end of the regular season, Hiller ranked second in the NHL with a .952 SV% (stopping 217-of-228 shots) and 1.55 GAA (11 GA/426 MIN) among goaltenders that played in at least five games (Hiller was 4-3-0 in those games).

WINNING WAYS:

Randy Carlyle (138-74-34) became Anaheim's winningest head coach in franchise history with a 2-1 victory over the New Jersey Devils on Feb. 8 at Prudential Center... Carlyle surpassed Ron Wilson's club record of 120 wins as a Ducks head coach with win No. 121 in his 223rd game behind the bench with Anaheim.

NHL STANDINGS BEGINNING DEC. 16

RK	TEAM	GP	W	L	OT	PTS	WIN %
1.	Anaheim	48	32	12	4	68	.708
2.	Pittsburgh	51	32	13	6	70	.686
3.	San Jose	52	32	14	6	70	.673
4.	Washington	49	30	13	6	64	.673
5.	Montreal	50	31	14	5	67	.670

2007-08 GAME-BY-GAME




Date	Team	W/L/OT	Record	GF - GA	Scorers	W Goal	PP	PK	SF - SA	W - L Gldrs	Attend.
09/29/07	@ LOS ANGELES	L	00-01-00	1-4	5AP	4	1-8	4-7	27-21	45-30	17551
09/30/07	LOS ANGELES	W	01-01-00	4-1	10P,14P,10,32	14	2-4	4-4	25-23	1-35	17300
10/03/07	@ DETROIT	O**	01-01-01	2-3	4,15P	26	1-5	5-7	15-42	39-30	17610
10/05/07	@ COLUMBUS	L	01-02-01	0-4	-	61	0-7	8-11	28-37	31-30	17852
10/06/07	@ PITTSBURGH	L	01-03-01	4-5	14P,15,145,10	12	1-5	4-5	23-29	29-1	17132
10/10/07	BOSTON	W	02-03-01	2-1	15,23	23	0-3	3-3	30-19	30-30	17285+
10/14/07	MINNESOTA	L	02-04-01	0-2	-	12	0-8	4-4	37-25	29-35	17174+
10/15/07	DETROIT	W	03-04-01	6-3	40,14P,19,265,10P,215	26	2-11	8-9	29-35	30-39	17174+
10/17/07	NASHVILLE	W	04-04-01	3-1	10,56,18	56	0-2	2-2	31-29	35-30	17174+
10/20/07	@ DALLAS	L	04-05-01	1-3	25P	63	1-9	2-3	21-23	35-35	18057
10/23/07	@ ST. LOUIS	L	04-06-01	2-4	19,28	22	0-5	3-5	16-33	34-35	14764
10/25/07	PHOENIX	L	04-07-01	0-1	-	12	0-6	5-5	31-21	35-30	17174+
10/28/07	EDMONTON	O**	04-07-02	2-3	14,10	89	0-3	4-4	32-22	32-35	17174+
11/01/07	COLUMBUS	W**	05-07-02	2-1	44,11X	11	0-6	5-6	34-20	35-30	17174+
11/03/07	@ PHOENIX	W	06-07-02	5-2	11P,10,24,15P,10	24	2-6	4-5	39-32	35-35	15888
11/05/07	DALLAS	L	06-08-02	0-5	-	63	0-4	1-3	19-24	35-35	17174+
11/07/07	PHOENIX	O*	06-08-03	5-6	14P,22,11P,18,10	19	2-5	5-7	27-29	35-35	17174+
11/09/07	SAN JOSE	W**	07-08-03	3-2	15,19,15X	15	0-1	5-6	26-24	35-20	17174+
11/13/07	LOS ANGELES	W**	08-08-03	4-3	15P,22,40P,10X	10	2-4	6-8	33-32	35-35	17174+
11/15/07	@ LOS ANGELES	W	09-08-03	6-3	10,10,15,24,26,44	24	0-3	4-5	32-29	35-37	18118
11/17/07	@ SAN JOSE	W**	10-08-03	2-1	14,10X	10	0-2	4-4	29-29	35-20	17496
11/21/07	@ DALLAS	L	10-09-03	1-2	10P	15	1-6	4-6	18-24	41-35	18584
11/23/07	PHOENIX	O**	10-09-04	3-4	15,25P,25	19	1-4	4-5	26-38	30-1	17174+
11/25/07	LOS ANGELES	W	11-09-04	3-2	15,15,14	14	0-4	4-5	32-25	35-35	17174+
11/27/07	@ VANCOUVER	L	11-10-04	0-4	-	19	0-2	8-10	26-33	1-35	18630
11/29/07	@ CALGARY	W	12-10-04	4-1	22,14,10P,445	14	1-1	5-6	26-39	35-34	19289
11/30/07	@ EDMONTON	L	12-11-04	1-5	15	10	0-5	7-8	22-35	35-35	16839
12/02/07	EDMONTON	L	12-12-04	0-4	-	14	0-4	3-5	25-21	32-35	17174+
12/05/07	BUFFALO	W	13-12-04	4-1	19,11P,4,10P	11	2-3	4-4	33-23	35-30	17174+
12/07/07	@ CHICAGO	W	14-12-04	5-3	10P,14,11,15,14	15	1-6	2-3	22-42	35-39	17734
12/08/07	@ NASHVILLE	L	14-13-04	2-4	7,155	20	0-4	9-10	23-33	30-1	13469
12/10/07	@ COLUMBUS	W*	15-13-04	4-3	10P,10P,26S,25P	25	3-6	7-9	28-35	35-31	11984
12/12/07	VANCOUVER	L	15-14-04	2-3	25, 4	29	0-2	4-4	35-20	41-35	17174+
12/14/07	MINNESOTA	L	15-15-04	2-5	24,4P	25	1-2	2-6	30-19	29-35	17174+
12/16/07	SAN JOSE	O**	15-15-05	1-2	54	19	0-4	8-8	31-37	20-35	17174+
12/18/07	@ SAN JOSE	W	16-15-05	2-0	10,54P	10	1-5	5-5	16-20	35-20	17197
12/19/07	COLORADO	W*	17-15-05	2-1	25, 11	11	0-2	1-1	38-12	1-31	17174+
12/22/07	@ SAN JOSE	W	18-15-05	5-2	25,10P,14,4,21	14	1-4	4-5	24-29	35-20	17496
12/27/07	@ EDMONTON	W	19-15-05	2-1	10,39	39	0-3	3-3	23-16	35-32	16839
12/29/07	@ CALGARY	L	19-16-05	3-5	4P,16,27P	12	2-4	5-6	32-35	34-35	19289
12/30/07	@ VANCOUVER	L	19-17-05	1-2	15	24	0-2	2-3	22-22	1-1	18630
01/02/08	COLUMBUS	W	20-17-05	2-1	15,25P	25	1-5	5-5	34-27	35-31	17174+
01/04/08	CHICAGO	W	21-17-05	2-1	10,14P	14	1-7	4-4	32-21	1-39	17174+
01/05/08	@ PHOENIX	O**	21-17-06	2-3	15,39	88	0-3	3-4	31-34	30-35	16159
01/07/08	NASHVILLE	W	22-17-06	5-2	32,14,25P,10P,15	25	2-3	2-4	37-22	35-39	17174+
01/09/08	TORONTO	W	23-17-06	5-0	4,10,12,39P,14P	4	2-4	6-6	24-28	35-35	17174+
01/13/08	SAN JOSE	W*	24-17-06	4-3	4,10,39,23	23	0-5	2-3	29-29	35-1	17174+
01/15/08	DALLAS	W	25-17-06	4-2	27,22,15P,4P	15	2-5	3-3	36-24	35-35	17174+
01/17/08	@ NASHVILLE	W	26-17-06	2-1	12P,10	10	1-7	6-7	16-34	35-30	14193
01/18/08	@ MINNESOTA	W	27-17-06	4-2	4,10,25P,4	25	1-4	2-2	27-27	1-29	18568
01/20/08	@ DALLAS	L	27-18-06	2-5	11P,15	15	1-5	4-5	20-27	35-35	18461
01/23/08	DETROIT	L	27-19-06	1-2	25P	51	1-5	5-6	25-33	39-35	17355+
01/24/08	@ LOS ANGELES	L	27-20-06	1-3	44	7	0-5	5-6	32-31	35-35	18118
01/30/08	@ MINNESOTA	L	27-21-06	1-5	10	10	0-4	4-4	21-23	32-35	18568
02/01/08	@ ST. LOUIS	O**	27-21-07	0-1	-	10	0-4	3-3	30-20	34-35	19150
02/02/08	@ PHILADELPHIA	L	27-22-07	0-3	-	22	0-3	2-3	27-25	43-1	19822
02/05/08	@ NY ISLANDERS	W	28-22-07	3-0	27P,22,39	27	1-6	1-1	26-25	35-39	9649
02/07/08	@ NY RANGERS	W	29-22-07	4-1	11,10,14P,4	10	1-2	4-4	19-33	35-30	18200
02/08/08	@ NEW JERSEY	W	30-22-07	2-1	52,52	52	0-2	5-5	24-35	1-30	15332
02/10/08	@ DETROIT	W	31-22-07	3-2	52,11,40	40	0-2	6-8	19-29	35-30	20046
02/12/08	@ COLORADO	W	32-22-07	2-1	8P,26	26	1-3	4-4	29-33	35-60	16257
02/15/08	DALLAS	L	32-23-07	2-4	14,14	3	0-4	3-6	22-21	35-35	17933+
02/17/08	CALGARY	W	33-23-07	4-2	15,52,27P,25P	27	2-6	2-3	36-25	35-34	17174+
02/20/08	COLORADO	W**	34-23-07	3-2	8P,44,10X	10	1-6	4-4	22-28	35-31	17174+
02/22/08	ST. LOUIS	W*	35-23-07	2-1	8,26	26	0-3	4-4	29-17	35-34	17174+
02/24/08	CHICAGO	W	36-23-07	6-3	8P,15,8P,40,8,14	40	2-9	6-6	28-32	1-40	17174+
02/29/08	CALGARY	W	37-23-07	3-1	11,27P,8P	27	2-7	4-5	25-23	35-34	17174+
03/03/08	OTTAWA	W	38-23-07	3-1	4,10P,27P	10	2-6	4-4	31-25	35-29	17174+
03/05/08	@ CHICAGO	L	38-24-07	0-3	-	52	0-3	7-9	19-28	50-35	16666
03/06/08	@ COLORADO	L	38-25-07	0-1	-	8	0-3	6-6	27-30	60-1	18007
03/09/08	MONTREAL	W	39-25-07	3-1	22,14,26S	14	0-8	4-4	37-21	35-31	17174+
03/11/08	@ PHOENIX	O**	39-25-08	2-3	22,15	17	0-3	3-4	37-39	30-35	14683
03/12/08	VANCOUVER	W	40-25-08	4-1	22,32S,44,39P	32	1-4	5-6	31-31	1-1	17174+
03/15/08	ST. LOUIS	W	41-25-08	5-2	11,8P,44,44,15	44	1-5	1-1	33-40	35-34	17174+
03/19/08	@ DALLAS	W	42-25-08	2-1	27P,4P	4	2-5	7-7	17-21	35-35	18584
03/21/08	@ SAN JOSE	L	42-26-08	1-2	22	27	0-2	6-7	13-43	20-1	17496
03/22/08	@ PHOENIX	W	43-26-08	2-1	8,8P	8	1-6	4-5	15-31	1-30	17645
03/26/08	LOS ANGELES	W**	44-26-08	2-1	54P,11X	11	1-5	1-2	40-32	1-31	17331+
03/28/08	SAN JOSE	L	44-27-08	1-3	27P	27	1-3	2-3	24-27	33-1	17334+
03/30/08	DALLAS	W**	45-27-08	3-2	11P,11,14X	14	1-7	5-5	32-25	35-35	17174+
04/05/08	@ LOS ANGELES	W	46-27-08	4-3	33,8,15,8	8	0-2	3-3	26-31	35-39	18118
04/06/08	PHOENIX	W**	47-27-08	3-2	14,54,15X	15	0-0	1-2	43-34	1-30	17269+

(* = OVERTIME ** = SHOOTOUT + = SELLOUT
P = POWER PLAY GOAL S = SHORTHANDED GOAL X = SHOOTOUT GOAL

2006-07 ANAHEIM DUCKS

2007 STANLEY CUP CHAMPIONS



FRONT ROW (L-R): J.S. Giguere, Assistant General Manager David McNab, Vice President/COO Tim Ryan, Senior Vice President of Hockey Operations Bob Murray, Executive Vice President & General Manager Brian Burke, Owner Henry Samueli, Chris Pronger, Scott Niedermayer, Rob Niedermayer, Owner Susan Samueli, CEO Michael Schulman, Head Coach Randy Carlyle, Senior Vice President/CMO Bob Wagner, Ilya Bryzgalov and Sebastian Caron. **SECOND ROW:** Trainer Rick Burrell, Assistant Coach Dave Farrish, Vice President of Finance Doug Heller, Vice President of Human Resources Kim Kutcher, Senior Vice President/General Manager of Honda Center Mike O'Donnell, Chris Kunitz, Andy McDonald, Teemu Selanne, Samuel Pahlsson, Todd Marchant, Ryan Shannon, Senior Advisor to the General Manager Al Coates, Vice President of Sales & Marketing Steve Ober, Assistant Coach Newell Brown and Video Coordinator Joe Trotta. **THIRD ROW:** Assistant Equipment Manager John Alloway, Equipment Manager Mark O'Neill, Mark Hartigan, Francois Beauchemin, Travis Moen, Corey Perry, Sean O'Donnell, Ryan Getzlaf, Brad May, Goaltending Consultant Francois Allaire, Director of Professional Scouting Rick Paterson, Strength & Conditioning Coach Sean Skahan and Head Trainer Tim Clark. **BACK ROW:** Visiting Team Equipment Attendant Chris Kincaid, Aaron Rome, Shawn Thornton, Kent Huskins, Joe DiPenta, Dustin Penner, George Parros, Rick Jackman, Drew Miller, Ryan Carter, Joe Motzko and Massage Therapist James Parida.

POSTSEASON NOTES IN PLAYOFF SECTION

PACIFIC DIVISION CHAMPIONS:

The Ducks finished the season with a record of 48-20-14 for 110 points, winning their first Pacific Division Title (finished second in Western Conference) . . . Anaheim's OT win vs. Dallas on Mar. 23 clinched a playoff berth, marking the first time in team history the club qualified for the playoffs in consecutive seasons (fifth playoff appearance overall) . . . the Ducks took over sole possession of first place in the Pacific Division on Oct. 27 and spent the final 72 games and 163 days atop of the Pacific Division . . . they clinched the division title on Apr. 7 with Vancouver's 4-3 OT win vs. SJ, then finished the season later that evening with a 4-3 @ Columbus . . . below is a look at the Ducks' finish within its division in each of their 13 seasons in the NHL:

SEASON

1993-94
1994-95
1995-96
1996-97
1997-98
1998-99
1999-00
2000-01
2001-02
2002-03
2003-04
2005-06

DIVISION WINNER

Calgary Flames
Calgary Flames
Colorado Avalanche
Colorado Avalanche
Colorado Avalanche
Dallas Stars
Dallas Stars
Dallas Stars
San Jose Sharks
San Jose Sharks
San Jose Sharks
San Jose Sharks
Dallas Stars

DUCKS FINISHED

Fourth (six-team division)
Sixth (six-team division)
Fourth (seven-team division)
Second (seven-team division)
Sixth (seven-team division)
Third (five-team division)*
Fifth (five-team division)
Fifth (five-team division)
Fifth (five-team division)
Second (five-team division)
Fourth (five-team division)
Third (five-team division)

2006-07

Anaheim Ducks

First (five-team division)

*The Pacific Division was realigned to today's format prior to the 1998-99 season

RECORD-BREAKING SEASON:

After breaking nearly all major club records in 2005-2006, the Ducks followed suit with another record-breaking season . . . With a 48-20-14 record, the Ducks set new franchise records for wins (48) and standings points (110), reaching the 100-point mark for the first time in club history . . . Anaheim also set new club highs in goals (254 — does not include goals awarded for shootout wins), PP goals (89) and PP% (22.4%, 89-for-398).

STRONG FINISH:

The Ducks closed out the season earning standings points in six straight (4-0-2) and 17 of their last 20 games (13-3-4) . . . the club earned points in 12 of their last 13 home contests (8-1-4) . . . in addition, Anaheim recorded points in the last five consecutive (4-0-1) and seven of their last nine road games (5-2-2) . . . the Ducks recorded points in 62 of 82 games (110 of a possible 164).



HOT TICKET IN TOWN:

The Ducks finished the regular season having sold out 22 consecutive home contests (longest streak since 1998) and 24 of the last 25... the club recorded 25 total sellouts on the season, 13 more than it had in 2005-2006... the 25 sellouts matches the most since the 1997-98 season... the Ducks averaged 16,377 fans per game, an 8.2% increase over last year (15,131)... the club's average attendance and percent capacity (95.4%) were also the highest since the 1997-98 season.

WEST COAST WINNERS:

The Ducks recorded 106 points with their win Mar. 31 @ STL, breaking Los Angeles' 32-year record for most points by a West Coast team in NHL history... below is a look at the top nine West Coast teams in NHL history to eclipse 100 points:

TOP POINTS IN NHL HISTORY BY WEST COAST TEAMS

Team	Year	GP	Pts
Anaheim	2006-07	82	110 (48-20-14)
San Jose	2006-07	82	107 (51-26-5)
Los Angeles	1974-75	80	105 (42-17-21)
San Jose	2003-04	82	104 (43-21-18)
Vancouver	2002-03	82	104 (45-23-14)
Vancouver	2006-07	82	105 (49-26-7)
Los Angeles	1990-91	80	102 (46-25-10)
Vancouver	2003-04	82	101 (43-24-15)
Vancouver	1992-93	84	101 (46-29-9)

*The California/Oakland Seals' best finish was in 1968-69 with 69 points

TOUGH TO BEAT:

Anaheim netminder **J.S. Giguere** finished the season with a record of 36-10-8...his GAA (2.26) was his lowest since the 2001-02 season (2.13) and his SV% (.918) was his best since 2002-03 (.920)...in 28 home starts, Giguere posted a 21-2-5 record with a 2.17 GAA (60 GA/1,660 min.) and .917 SV% (659-of-719 shots), having earned the Ducks points in 26 of those games...for the season, he ranked 10th in the NHL in wins, 5th in GAA and T-7th in SV%...in addition, with a win March 29 @ CBJ, Giguere broke his previous career-high and established a new franchise record for wins in a season (previous mark was 34 wins, set in 2002-03).



BETTER WITH AGE:

With a goal March 29 @ CBJ, **Teemu Selanne** became the oldest player in NHL history (age 36-or-older) to score 45-plus goals in one season (finished with 48)...Selanne was born on July 3, 1970...Selanne was also the first player in NHL history age 35-or-older to record consecutive 40+ goal seasons (had 40 in 2005-06)...it marked the 7th time in his career he hit the 40 goal plateau, the most among active NHL players... among league leaders, Selanne finished 3rd in the NHL (1st in the Western Conference) in goals and T-11th in the NHL in points (94)...he finished 1st in the NHL in power play goals (25) and T-1st in game-winning goals (10), which include two overtime winners.

SPECIAL TEAMS TOP THE CHARTS:

The Ducks were the only team in the NHL this season to have a top-5 ranking in both power play and penalty killing percentage... the Ducks set a new club record for highest PP% in one season, finishing third in the NHL with a 22.4% success rate (89-for-398)... Anaheim finished fourth overall in PK%, killing 349-of-410 penalties on the campaign (85.1%)... the Ducks killed the last 22 consecutive opponent power play to end the season, going back to Mar. 28 @ CHI (did not allow a PP goal in the last five games).

LIGHTING THE LAMP:

The Ducks scored three-or-more goals in 54 of 82 contests in 2006-2007... during the final stretch, the Ducks scored three-or-more goals in 10 of their last 14 and 15 of their last 20 contests... Anaheim recorded 258 team goals, T-3rd in the Western Conference.

CLAMPING DOWN:

The Ducks were especially tough to score against during the third period in 2006-2007... Anaheim allowed only 64 goals in the final period of regulation, the second-least in the NHL... below is a look at the top five teams in the NHL who allowed the least amount of goals in the third period:

Team	Goals Allowed
Minnesota	55
Anaheim	63
Dallas	64
Detroit	64
New Jersey	67

2006-07 ANAHEIM DUCKS

NORRIS FINALISTS:

Ducks defenseman **Scott Niedermayer** and **Chris Pronger** were both Norris Trophy finalists...Niedermayer (15-54=69) and Pronger (13-46=59) both finished the season with 50-plus points, marking the first time in club history two defensemen hit that plateau (prior to the 2006-07 season, no pair of Ducks defensemen had each recorded 40-or-more points):

- Captain Scott Niedermayer led all NHL defensemen in scoring, becoming the first Anaheim blue-liner to do so...he was also tied for first in assists among defensemen.
- Despite missing 16 games due to injury, defenseman Chris Pronger finished the season tied for sixth in points, sixth in assists among NHL defensemen and fourth overall in avg. TOI...Pronger led the Ducks in plus/minus...in addition, he ranked first in points-per-game (.89) among NHL defensemen.



IRON MAN:

Samuel Pahlsson became the Ducks' all-time "Iron Man" with 275 consecutive games played...on Jan. 9 @ NSH, he passed Oleg Tverdovsky to move into first place on the Ducks' all-time consecutive games played list...Pahlsson played in all 82 games in each of the last three seasons and has not missed a game since being a healthy scratch on Feb. 5, 2003 @ Edmonton...in addition, Pahlsson is currently 7th in the NHL on the active games played list...Andy McDonald is now in 2nd place on the Ducks all-time consecutive games played list, having played in 243 consecutive games...below is a list of most consecutive games played list in Ducks history and the longest "Iron Man" streaks NHL:

DUCKS

Player	Consecutive Games Played
Samuel Pahlsson	275
Andy McDonald	243
Oleg Tverdovsky	237
Paul Kariya	195
Steve Rucchin	185



NHL (ACTIVE)

Player	Consecutive Games Played
Brendan Morrison, VAN	512
Cory Sarich, TB	388
Andrew Brunette, COL	371
Olli Jokinen, FLA	294
Jay Pandolfo, NJ	283
Brad Richards, TB	283
Samuel Pahlsson, ANA	275

2006-07 GAME-BY-GAME



#	Date	Team	W/L/OT	Record	GF- GA	Scorers	W Goal	PP	PK	SF - SA	W - L Gldir	Attend.
1	10/06/2006	LOS ANGELES	W	01-00-00	43	10,19,15,14P	14	1-5	6-7	32-44	35-39	17174+
2	10/07/2006	@ PHOENIX	W	02-00-00	21	8P,17P	17	2-5	5-6	25-35	30-31	15897
3	10/09/2006	ST. LOUIS	W	03-00-00	20	14P,14P	14	2-6	5-5	34-34	35-1	13938
4	10/11/2006	NY ISLANDERS	O**	03-00-01	45	26,26,25P,10P	16	2-6	2-3	50-24	1-35	12394
5	10/15/2006	DALLAS	O**	03-00-02	34	225,27,19	36	0-4	8-10	39-35	35-35	15269
6	10/18/2006	DETROIT	W	04-00-02	41	15P,37P,14P,10	37	3-10	7-7	31-22	35-39	14767
7	10/20/2006	MINNESOTA	W	05-00-02	21	27,21	21	0-4	5-5	29-28	35-35	13480
8	10/22/2006	@ LOS ANGELES	W**	06-00-02	32	38,17,15X	15	0-1	2-2	21-31	35-31	18118
9	10/25/2006	EDMONTON	W	07-00-02	62	32,27,15,38,15,32	15	0-2	4-5	20-31	35-35	13537
10	10/27/2006	@ MINNESOTA	O**	07-00-03	23	19,14	9	0-4	9-9	34-33	35-35	18568
11	10/28/2006	@ CHICAGO	W	08-00-03	30	17,19P,44	17	1-7	3-3	22-14	30-31	13580
12	10/30/2006	@ ST. LOUIS	W**	09-00-03	65	32,23,22,7P,17P,15X	15	2-3	7-9	33-24	35-1	8629
13	11/01/2006	NY RANGERS	O*	09-00-04	34	8,25,15	68	0-6	7-9	33-34	80-35	14350
14	11/03/2006	PHOENIX	W	10-00-04	62	14P,17,8P,21,19,25P	8	3-7	5-5	35-27	30-31	14833
15	11/04/2006	PITTSBURGH	W*	11-00-04	32	14,10P,8P	8	2-9	2-2	40-17	35-41	16599
16	11/09/2006	@ VANCOUVER	W	12-00-04	60	37,14,26,15,22,15	37	0-7	5-5	27-20	35-1	18630
17	11/10/2006	@ CALGARY	L	12-01-04	03	-	22	0-5	2-2	37-18	34-30	19289
18	11/12/2006	MINNESOTA	W	13-01-04	32	17,10,27P	27	1-5	0-0	38-26	35-32	16306
19	11/15/2006	PHILADELPHIA	L	13-02-04	17	14,26,17P,19P	12	2-6	2-5	41-16	42-35	15379
20	11/17/2006	CHICAGO	O**	13-02-05	47	23,8P,14P	15	2-11	3-3	45-24	39-30	16526
21	11/19/2006	PHOENIX	W	14-02-05	64	19P,19,14P,14,14,44	14	2-5	1-4	30-28	35-31	16394
22	11/21/2006	SAN JOSE	W	15-02-05	50	25,15P,8,23P,8	25	2-5	3-3	44-23	30-20	15013
23	11/22/2006	@ COLORADO	O**	15-02-06	23	8P,17	19	1-4	4-4	32-43	65-30	17104
24	11/24/2006	NEW JERSEY	W	16-02-06	42	17,26,225,22	22	0-6	5-6	37-25	35-30	16599
25	11/26/2006	CALGARY	W	17-02-06	53	26,8P,15P,8,2	8	2-6	3-4	39-22	31-29	17174+
26	11/28/2006	@ EDMONTON	W**	18-02-06	32	8P,14,15	15	1-3	4-4	26-22	35-35	16839
27	11/30/2006	@ VANCOUVER	W	19-02-06	21	19,15P	15	1-7	2-2	30-24	35-1	18630
28	12/02/2006	@ LOS ANGELES	W	20-02-06	43	32,8P,44,8P	8	2-6	5-7	29-41	35-39	16141
29	12/03/2006	LOS ANGELES	L	20-03-06	23	15P,22	24	1-3	7-8	29-41	39-35	17174+
30	12/04/2006	NASHVILLE	W	21-03-06	40	8,15,8P,14P	8	2-5	6-6	32-21	35-30	15362
31	12/08/2006	@ WASHINGTON	W	22-03-06	61	45,225,17,8,19,10	22	0-3	6-7	34-27	35-37	12269
32	12/09/2006	@ TAMPA BAY	W	23-03-06	43	17,17P,8,14	14	1-2	5-5	25-27	35-30	18719
33	12/12/2006	@ FLORIDA	W	24-03-06	54	10,15,23,25P,25	25	1-4	4-4	36-31	35-35	13140
34	12/13/2006	@ ATLANTA	W	25-03-06	21	8P,8	8	1-5	6-7	32-35	35-32	16028
35	12/16/2006	@ SAN JOSE	L	25-04-06	34	15P,10,17P	19	2-7	4-6	35-29	30-35	17496
36	12/18/2006	CALGARY	W	26-04-06	41	19,26,17,10P	26	1-3	5-5	41-28	25-34	17174+
37	12/20/2006	DALLAS	W	27-04-06	41	25,10,10,27P	10	1-4	3-3	27-27	35-35	17174+
38	12/23/2006	@ PHOENIX	L	27-05-06	02	-	19	0-3	4-4	29-32	32-35	14843
39	12/26/2006	@ SAN JOSE	W	28-05-06	43	39,14,17,10	10	0-4	5-6	30-21	31-20	17496
40	12/29/2006	@ CAROLINA	L	28-06-06	24	8,8P	11	1-6	3-6	27-27	30-31	18790
41	12/31/2006	@ MINNESOTA	L	28-07-06	34	8,27P,8P	21	2-7	7-10	30-29	35-31	18568
42	01/02/2007	@ DETROIT	L	28-08-06	12	15P	40	1-5	4-5	22-30	39-30	20066
43	01/05/2007	COLUMBUS	L	28-09-06	34	19P,32,8	27	1-7	7-7	36-33	30-30	17405+
44	01/07/2007	DETROIT	W	29-09-06	42	32,43,15,44	15	0-2	5-7	27-35	30-39	17418+
45	01/09/2007	@ NASHVILLE	O*	29-09-07	45	14,17P,15P,8	26	2-5	5-5	31-24	29-30	11821
46	01/11/2007	@ DALLAS	W	30-09-07	51	8P,8P,27P,33,8	8	3-7	3-3	24-18	30-35	18532
47	01/13/2007	COLORADO	O**	30-09-08	23	46,15	23	0-4	2-2	40-17	31-30	17174+
48	01/16/2007	ST. LOUIS	L	30-10-08	26	10,8P	39	1-6	3-4	32-20	1-30	17174+
49	01/18/2007	@ EDMONTON	L	30-11-08	14	8	20	0-3	5-5	24-20	35-30	16839
50	01/19/2007	@ CALGARY	L	30-12-08	23	27P,27	11	1-4	5-6	24-22	34-30	19289
51	01/28/2007	DALLAS	W	31-12-08	41	19,17,19,8P	17	1-7	4-5	28-31	35-35	17331+
52	01/31/2007	PHOENIX	W	32-12-08	21	32,19P	19	1-3	3-3	40-25	35-31	17174+
53	02/03/2007	@ NASHVILLE	L	32-13-08	03	-	2	0-4	6-8	36-20	29-35	17113
54	02/06/2007	@ SAN JOSE	W	33-13-08	74	32,26,19,44,17,32,155	17	0-1	3-5	31-38	35-35	17496
55	02/07/2007	SAN JOSE	L	33-14-08	23	8,45	9	0-5	4-5	22-29	35-30	17466+
56	02/10/2007	@ DALLAS	L	33-15-08	01	-	36	0-6	5-6	32-21	41-35	17793
57	02/13/2007	@ COLORADO	L	33-16-08	02	-	23	0-5	4-5	39-29	31-35	17512
58	02/15/2007	@ PHOENIX	W*	34-16-08	54	8,25P,17,25P,8P	8	3-5	6-6	40-26	35-31	15038
59	02/17/2007	@ LOS ANGELES	W**	35-16-08	32	8P,14,10X	10	1-5	4-5	34-32	35-31	18118
60	02/18/2007	LOS ANGELES	O**	35-16-09	34	14,8P,15P	17	2-7	5-7	42-24	1-35	17363+
61	02/20/2007	VANCOUVER	O*	35-16-10	23	47,14P	22	1-4	2-4	40-31	35-35	17467+
62	02/23/2007	@ DALLAS	L	35-17-10	14	10	50	0-5	4-4	25-21	41-35	17634
63	02/25/2007	COLORADO	W	36-17-10	53	19,19P,8,27,25P	27	2-7	3-5	41-26	35-60	17174+
64	02/26/2007	@ SAN JOSE	W	37-17-10	32	17,17,8	8	0-1	4-5	19-42	30-20	17496
65	03/01/2007	@ LOS ANGELES	O*	37-17-11	34	17P,27P,19	13	2-4	5-6	30-21	1-30	17620
66	03/02/2007	SAN JOSE	W	38-17-11	31	17P,14,25P	14	2-5	6-6	25-31	35-20	17174+
67	03/04/2007	NASHVILLE	W**	39-17-11	32	8,17,8X	8	0-5	2-2	35-14	35-29	17174+
68	03/07/2007	PHOENIX	W	40-17-11	21	5P,33	33	1-3	4-4	26-25	35-32	17174+
69	03/09/2007	EDMONTON	W	41-17-11	51	15P,10,15,17P,19	10	2-5	1-1	32-29	30-35	17174+
70	03/11/2007	VANCOUVER	W	42-17-11	42	8P,19,19,8P	19	2-7	7-7	24-26	35-1	17174+
71	03/14/2007	COLUMBUS	O**	42-17-12	45	10,23,23,14	9	0-5	6-7	38-27	30-35	17174+
72	03/16/2007	CHICAGO	W	43-17-12	52	8,10P,8P,19,19P	8	3-7	6-8	26-33	30-39	17174+
73	03/18/2007	LOS ANGELES	L	43-18-12	35	32,17,8	12	0-4	2-4	27-29	31-35	17174+
74	03/22/2007	@ PHOENIX	L	43-19-12	12	32	21	0-4	5-5	23-21	31-30	15593
75	03/23/2007	DALLAS	W**	44-19-12	32	14P,14P,27	27	2-3	3-4	35-36	35-35	17421+
76	03/26/2007	@ DETROIT	L	44-20-12	01	-	13	0-4	3-3	25-28	39-35	20066
77	03/28/2007	@ CHICAGO	W	45-20-12	31	17,17,16	17	0-3	2-3	23-21	30-39	11295
78	03/29/2007	@ COLUMBUS	W	46-20-12	52	25,23P,15P,25P,8	15	3-6	4-4	31-25	35-30	15340
79	03/31/2007	@ ST. LOUIS	W**	47-20-12	32	27P,19P,19	19	2-4	4-4	27-22	35-30	18609
80	04/04/2007	SAN JOSE	O**	47-20-13	23	19,27P	29	1-4	3-3	39-31	20-30	17440+
81	04/06/2007	@ DALLAS	O**	47-20-14	12	8	17	0-3	5-5	22-30	35-30	18584
82	04/07/2007	@ COLUMBUS	W	48-20-14	43	8P,17,8P,15	15	2-3	4-4	25-45	30-30	17391

(* = OVERTIME ** = SHOOTOUT + = SELLOUT)
P = POWER PLAY GOAL S = SHORTHANDED GOAL X = SHOOTOUT GOAL

2005-06 MIGHTY DUCKS OF ANAHEIM



FRONT ROW (L-R): J.S. Giguere, Executive Vice President/COO Tim Ryan, Senior Vice President of Hockey Operations Bob Murray, Executive Vice President/General Manager Brian Burke, Owner Henry Samueli, Alternate Captain Teemu Selanne, Captain Scott Niedermayer, Alternate Captain Rob Niedermayer, Owner Susan Samueli, CEO Michael Schulman, Head Coach Randy Carlyle, Senior Vice President/CMO Bob Wagner, Ilya Bryzgalov. **SECOND ROW:** Video Coordinator Joe Trotta, Assistant Coach Dave Farrish, Senior Advisor to the General Manager Al Coates, Vice President of Amateur Scouting Chuck Fletcher, Samuel Pahlsson, Ruslan Salei, Andy McDonald, Joffrey Lupul, Assistant GM David McNab, Vice President of Sales & Marketing Steve Oberst, Assistant Coach Newell Brown, Goaltending Consultant Francois Allaire. **THIRD ROW:** Assistant Equipment Manager John Alloway, Equipment Manager Mark O'Neill, Strength & Conditioning Coach Sean Skahan, Chris Kunitz, Jeff Friesen, Vitaly Vishnevski, Jason Marshall, Todd Marchant, Visiting Team Equipment Attendant Chris Kincaid, Head Trainer Tim Clark, Massage Therapist James Partida. **BACK ROW:** Francois Beauchemin, Travis Moen, Todd Fedoruk, Sean O'Donnell, Ryan Getzlaf, Corey Perry, Joe DiPenta, Jonathon Hedstrom.

POSTSEASON NOTES IN PLAYOFF SECTION

PLAYOFF BOUND

The Ducks finished the regular season with a record of 43-27-12, good for 98 standings points and a sixth place finish in the Western Conference...the club clinched a playoff spot on Apr. 10 @ VAN, the fourth post-season berth in club history.

A RECORD-BREAKING SEASON

The Ducks set club-records in wins (43) and points (98), eclipsing the previous marks of 40 and 95, respectively, set in 2002-2003...Anaheim's 26 wins at HOME (26-10-5) also set a club-record, breaking the record of 23 in 1996-97 (23-12-6)...the Ducks also set club-records for goals scored with 251 (not including team goals awarded in shootouts) and power play goals with 87...all of these marks were broken again the next season (2006-2007).

STEADY CLIMB

On Jan. 13, the Ducks were 10th in the Western Conference (19-16-7, 45 points) and eight points out of the last playoff spot (occupied at the time by Colorado)...from that point on, Anaheim had a record of 24-11-5 for 53 points...the Ducks became just the fourth NHL team to qualify for the playoffs when trailing the 8th place position by 8 points-or-more anytime after Jan. 1...the first three teams to do so were the NY Islanders (1993-94 - finished 7th) , Ottawa Senators (1996-97 - finished 7th) & Vancouver Canucks (2001-2002 - finished 8th)...the San Jose Sharks followed suit by becoming the fifth such team to accomplish the feat...the NHL standings switched to the current format in 1992-93.

ANOTHER GREAT SEASON

Ducks Captain Scott Niedermayer established then career highs in points, assists and games played with 13-50=63 points in 82 games in 2005-2006...his assist and point totals were new franchise records for a defenseman (records he broke again the following season)...Niedermayer finished the season ranked 6th in the NHL in points and T-4th in assists by a defenseman...in his Norris Trophy winning season of 2003-04, Niedermayer scored 14-40=54 points in 81 games...in January, he was named to Canada's Olympic Team but elected not to play so he could have arthroscopic knee surgery during the Olympic Break...after the Olympic Break, he scored 4-17=21 points in 25 games in leading the Ducks to a 16-8-1 record...he was one of four Ducks' players to play in every game, marking the first time in his career he played all 82 games.

FLASHY FINN

Ducks right wing Teemu Selanne scored 40-50=90 points in 80 games with a +28 rating...he led the Ducks in goals, points, plus/minus, power play goals (18) and shooting percentage (15.0%)...after leading Finland to the Silver Medal at the 2006 Winter Olympics (was named best forward in the tournament), Selanne had 14-22=36 points with a +8 rating in his last 25 games (only Thornton and Cheechoo of SJ had more points)...his 40 goals are the most he scored in one season since 1998-1999, when he scored 47...he finished the season ranked T-13th in the NHL in points, T-10th in goals.


2005-06 GAME-BY-GAME



#	DATE	TEAM	W/L/T/O	RECORD	GF - GA	SCORERS	W/T GOAL	PP	PK	SF - SA	W - L GLDTR	ATTEND.
1	10/05/2005	@ CHICAGO	W	01-00-00	5-3	13P,15S,15,27P,44S	27	2-9	8-9	24-39	35-53	16533
2	10/08/2005	@ NASHVILLE	O**	01-00-01	2-3	26,39	9	0-5	3-4	35-35	29-35	16279
3	10/10/2005	EDMONTON	L	01-01-01	2-4	13,61	20	0-7	5-8	33-32	30-35	17174+
4	10/14/2005	COLUMBUS	W	02-01-01	2-3	32,15,15P,33	3	1-6	7-9	36-19	35-31	12930
5	10/16/2005	@ MINNESOTA	L	02-02-01	1-4	7	17	0-7	6-8	29-22	35-35	18568
6	10/19/2005	@ ST. LOUIS	L	02-03-01	2-3	8,13P	4	1-6	5-7	30-34	40-30	10882
7	10/21/2005	@ DETROIT	L	02-04-01	2-3	13,51P	37	1-4	5-8	25-39	34-30	20066
8	10/23/2005	PHOENIX	W	03-04-01	5-3	39,13,19P,17S,44P	17	2-6	5-7	28-27	30-30	13733
9	10/25/2005	@ LOS ANGELES	L	03-05-01	1-3	19	20	0-7	7-8	30-33	35-30	18118
10	10/26/2005	CALGARY	W	04-05-01	4-1	15P,19,3P,13P	19	3-6	6-7	31-26	35-34	11774
11	10/28/2005	ST. LOUIS	W	05-05-01	6-4	15,13P,17P,39,44P,13	44	3-8	6-7	39-28	35-30	12510
12	10/30/2005	PHOENIX	W	06-05-01	3-2	13,19,19P	19	1-4	6-7	27-36	35-50	12956
13	11/01/2005	NASHVILLE	W	07-05-01	4-1	19,17P,27P,38	17	2-10	7-7	35-33	35-29	11690
14	11/03/2005	@ COLORADO	L	07-06-01	3-4	39,15P,15S	24	1-3	7-7	23-32	1-30	18007
15	11/04/2005	SAN JOSE	O*	07-06-02	0-1	-	11	0-6	6-7	21-32	31-35	12546
16	11/06/2005	MINNESOTA	O**	07-06-03	3-4	25,51,51P	25	1-9	4-4	42-21	35-35	14053
17	11/12/2005	@ PHOENIX	O*	07-06-04	1-2	51	4	0-5	4-4	44-30	31-35	16358
18	11/13/2005	DALLAS	L	07-07-04	1-3	17	26	0-7	5-6	41-19	35-35	14018
19	11/16/2005	DALLAS	L	07-08-04	2-4	32,27P	26	1-5	9-10	32-38	35-30	12189
20	11/18/2005	COLORADO	L	07-09-04	2-3	17,13P	40	1-6	6-7	33-31	31-30	15614
21	11/20/2005	VANCOUVER	L	07-10-04	2-3	19P,44P	6	2-10	9-10	33-29	39-30	14149
22	11/22/2005	@ PHOENIX	W	08-10-04	2-1	28,13	13	0-2	7-7	20-20	30-31	13696
23	11/23/2005	@ DALLAS	L	08-11-04	1-3	13	44	0-7	6-8	21-27	35-30	18532
24	11/25/2005	DETROIT	W	09-11-04	3-1	19,13P,17S	13	1-3	4-5	29-29	30-30	17174+
25	11/27/2005	CHICAGO	W	10-11-04	3-1	13,15,44	15	0-8	7-7	25-35	30-53	13078
26	11/30/2005	PHOENIX	W	11-11-04	6-1	15,13,38,76P,6P,25P	13	3-8	7-7	35-17	30-30	12050
27	12/03/2005	ATLANTA	W	12-11-04	2-1	15,19P	19	1-4	4-4	28-21	30-35	14532
28	12/06/2005	CAROLINA	L	12-12-04	2-6	44,23	14	0-4	4-5	37-31	29-30	13045
29	12/08/2005	@ BUFFALO	O*	12-12-05	2-3	38,15	61	0-4	1-2	30-31	43-25	12504
30	12/10/2005	@ MONTREAL	L	13-12-05	5-3	25,39,24,17,44P	17	1-6	5-7	37-24	35-60	21273
31	12/12/2005	@ TORONTO	L	13-13-05	2-3	44,13	10	0-8	4-6	29-27	32-35	19401
32	12/14/2005	TAMPA BAY	W	14-13-05	4-2	22,25P,23P,44	23	2-7	6-7	33-24	35-47	12286
33	12/16/2005	LOS ANGELES	O**	14-13-06	3-2	39,22,15P	38	1-4	4-6	45-37	31-35	17174+
34	12/18/2005	SAN JOSE	W	15-13-06	5-4	385,27,29,22,44	44	0-4	4-5	34-34	35-20	16297
35	12/20/2005	@ SAN JOSE	L	15-14-06	2-4	39P,13P	14	2-9	2-3	35-21	20-35	16172
36	12/21/2005	ST. LOUIS	W	16-14-06	6-3	13,19P,24S,28,19,33	28	1-7	7-8	36-25	35-50	13381
37	12/28/2005	@ COLUMBUS	L	16-15-06	0-1	25	0-4	10-10	4-4	30-35	30-35	17387
38	12/31/2005	@ ST. LOUIS	W**	17-15-06	5-4	19,38,5,38,38P	38	0-3	4-7	33-34	35-1	13286
39	01/01/2006	@ NASHVILLE	W	18-15-06	4-2	15,15,27P,17	27	1-7	4-4	36-23	30-29	17113
40	01/06/2006	@ DALLAS	O**	18-15-07	3-4	19P,26,13P	20	2-7	6-6	26-25	1-35	18532
41	01/07/2006	@ MINNESOTA	L	18-16-07	1-4	29	25	0-4	7-8	23-36	35-30	18568
42	01/09/2006	LOS ANGELES	W	19-16-07	6-2	51P,19P,17,17,38,17	17	2-5	5-6	27-43	35-31	17174+
43	01/13/2006	WASHINGTON	O*	19-16-08	2-3	15,32	8	0-3	2-2	34-26	1-35	16186
44	01/16/2006	@ BOSTON	O**	19-16-09	3-4	27P,38,51P	37	2-9	4-4	28-24	30-30	15279
45	01/19/2006	@ OTTAWA	O**	20-16-09	4-3	38P,13,22,38P	38	1-4	3-4	39-33	35-39	19387
46	01/21/2006	FLORIDA	W	21-16-09	1-0	38	38	0-7	7-7	31-30	35-31	17011
47	01/23/2006	@ LOS ANGELES	O**	21-16-10	2-3	23,23P	6	1-4	9-9	35-34	31-35	18118
48	01/25/2006	EDMONTON	L	21-17-10	3-6	38P,13P,13	44	2-6	8-10	22-26	30-35	14456
49	01/26/2006	@ SAN JOSE	W	22-17-10	2-0	19,15P	19	1-5	6-6	32-24	30-20	16174
50	01/28/2006	@ LOS ANGELES	W	23-17-10	6-2	15P,61,51P,38,61P,27P	51	4-8	6-8	33-32	30-31	18118
51	01/30/2006	LOS ANGELES	W*	24-17-10	4-3	13P,51P,13,27	27	2-6	3-4	45-32	30-31	17174+
52	02/01/2006	SAN JOSE	L	24-18-10	4-6	13P,19P,38,76	14	2-9	5-8	39-35	20-30	16542
53	02/04/2006	@ SAN JOSE	W	25-18-10	2-0	29,13	29	0-5	8-8	24-35	35-20	17496
54	02/06/2006	@ EDMONTON	O**	25-18-11	5-6	19,61,38,22,27	34	0-5	3-5	40-30	1-35	16839
55	02/08/2006	@ CALGARY	L	25-19-11	1-3	19P	22	1-6	2-5	32-24	34-35	19289
56	02/10/2006	@ VANCOUVER	W	26-19-11	3-1	33,19,15P	19	1-4	5-5	30-28	30-35	18630
57	02/12/2006	CHICAGO	W	27-19-11	4-1	15P,76,61,15	76	1-8	2-2	32-24	35-30	17174+
58	03/01/2006	DETROIT	L	27-20-11	0-2	-	96	0-5	7-8	24-33	30-35	16606
59	03/03/2006	MINNESOTA	W	28-20-11	4-2	265,61P,8,13	8	1-5	3-3	32-38	35-30	17048
60	03/05/2006	COLUMBUS	O**	28-20-12	2-3	51P,19	61	1-6	7-9	45-34	31-35	16124
61	03/07/2006	SAN JOSE	W*	29-20-12	5-4	15,19P,19,61P,8	8	2-4	5-6	27-48	35-20	15488
62	03/11/2006	@ PHOENIX	W	30-20-12	5-3	44,13,17,23P,44	23	1-10	7-8	36-17	35-31	17799
63	03/12/2006	PHOENIX	W	31-20-12	5-2	15P,26,12,61,22	12	1-8	4-4	45-22	30-35	17174+
64	03/15/2006	@ DETROIT	L	31-21-12	1-3	13P	23	1-4	3-4	26-29	30-35	20066
65	03/17/2006	@ CHICAGO	W	32-21-12	2-1	19,19	19	0-5	6-6	30-23	35-53	12031
66	03/19/2006	@ COLUMBUS	W	33-21-12	4-3	23,32,61,15P	15	1-6	8-9	29-28	35-30	16519
67	03/20/2006	@ DALLAS	W	34-21-12	2-1	19,26	26	0-2	2-3	18-25	35-35	18150
68	03/22/2006	COLORADO	W*	35-21-12	5-4	51P,27P,27P,19,17	17	3-5	2-3	36-29	35-31	15623
69	03/24/2006	NASHVILLE	W	36-21-12	6-3	13P,38P,13,61,19,19P	61	3-6	5-6	30-39	35-29	16377
70	03/25/2006	@ PHOENIX	W	37-21-12	5-2	27P,13P,61,13,23P	61	3-4	7-7	27-34	35-30	17605
71	03/28/2006	@ COLORADO	L	37-22-12	3-4	21,13,51	15	0-5	3-3	31-35	31-35	18007
72	03/29/2006	@ DALLAS	L	37-23-12	1-2	51	39	0-3	6-8	16-29	35-35	17764
73	03/31/2006	DALLAS	W**	38-23-12	5-4	38,26S,29,19,44X	44	0-5	2-4	36-31	35-35	17174+
74	04/02/2006	VANCOUVER	W	39-23-12	6-2	13P,26,23,51P,26,13	23	2-5	4-5	30-29	35-35	17174+
75	04/04/2006	LOS ANGELES	W	40-23-12	6-2	13P,15P,13P,26,26,61	13	3-4	3-3	41-18	35-31	17174+
76	04/06/2006	DALLAS	L	40-24-12	3-5	44,19P,15	39	1-7	5-7	35-28	35-35	17174+
77	04/08/2006	@ LOS ANGELES	W	41-24-12	4-2	44,15P,38,38P	38	2-6	8-9	32-37	35-31	17242
78	04/10/2006	@ VANCOUVER	L	42-24-12	4-2	27,44,19P,13	19	1-5	5-7	18-41	35-35	18630
79	04/11/2006	@ CALGARY	L	42-25-12	0-3	-	17	0-4	1-2	32-25	34-30	19289
80	04/13/2006	@ EDMONTON	L	42-26-12	1-2	19	83	0-4	5-5	24-37	35-35	16839
81	04/15/2006	@ SAN JOSE	L	42-27-12	3-6	51P,15,19	14	1-7	4-7	34-22	35-35	17496
82	04/17/2006	CALGARY	W	43-27-12	4-3	61P,38P,19,13P	13	3-13	7-8	34-32	35-33	17174+

(* = OVERTIME, ** = SHOOTOUT, + = SELLOUT)

2003-04 MIGHTY DUCKS OF ANAHEIM



Front Row (L-R): Jean-Sebastien Giguere, Director of Hockey Operations Chuck Fletcher, Assistant General Manager David McNab, Senior Vice President/General Manager Bryan Murray, Alternate Captain Keith Carney, Captain Steve Rucchin, Alternate Captain Sergei Fedorov, Head Coach Mike Babcock, Assistant Coach Lorne Henning, Senior Vice President Business Operations Al Coates, Martin Gerber. **Second Row:** Head Athletic Trainer Chris Phillips, Goaltending Consultant Francois Alloire, Assistant Coach Paul MacLean, Ruslan Salei, Vaclav Prospal, Rob Niedermayer, Petr Sykora, Assistant Coach Greg Carvel, Equipment Manager Mark O'Neill, Assistant Equipment Manager John Allaway. **Third Row:** Training Room Assistant Guido Sendowsky, Andy McDonald, Samuel Pahlsson, Mike Leclerc, Sandis Ozolinsh, Martin Skoula, Vitaly Vishnevski, Niclas Havelid, Massage Therapist Vincent Bennett. **Fourth Row:** Visiting Team Equipment Attendant Chris Kincaid, Joffrey Lupul, Cam Severson, Lance Ward, Garrett Burnett, Petr Schastlivy, Jason Krog, Strength and Conditioning Coach Sean Skahan.

THE SEASON:

The Ducks finished the season with a mark of 29-35-10-8 for 76 points (fourth in Pacific Division, 12th in the Western Conference)... Anaheim ended the season going 13-12-2-1 over the last 28 games...the Ducks went 19-11-7-4 at home, 10-24-3-4 on the road.

DUCKS SOLID AT HOME IN 2003-04:

The Ducks (19-11-7-4 at the Arrowhead Pond) had at least one point in 15 of the last 19 (11-4-2-2) and 29 of the last 38 games at home (19-9-7-3)...including the last 33 regular season home games of the 2002-2003 season, the Ducks had a record of 38-17-13-6 over the last 74 home games, earning at least one point in 57 of the 74 contests at Honda Center (19-6-6-2 in last 33 home games in 2002-03, 19-11-7-4 in 2003-2004).

DUCKS LEAD LEAGUE IN FACEOFF PERCENTAGE FOR SECOND STRAIGHT SEASON:

The Mighty Ducks of Anaheim led the NHL in face-off percentage for the second consecutive year, winning 55.3% of their face-offs (2882-of-5208 total)...Carolina finished second winning 54.9%...Jason Krog led the team for the second straight year and ranked fourth in the NHL, with a 58.5 winning percentage (450-of-769), while Sergei Fedorov ranked 12th in the NHL (56.6%)...the Ducks won a season-high 67.2 percent in the home opener vs. Phoenix on Oct. 12...Anaheim won 50% or more of its face-offs in 17 of its last 19 games and 20 of the last 24...in 2002-2003, Anaheim finished first in the NHL with a 55.2 win percentage...Krog led the team and was second in the NHL with a 60.4 winning percentage (634 TF - 383 wins) in 2002-03...below is a breakdown of the top face-off teams in 2003-04.

NHL TEAMS RANKED BY FACEOFF PERCENTAGE SEASON

1. Anaheim – 55.3%
2. Carolina – 54.9%
3. Detroit – 52.5%
4. Boston – 52.1%
5. Toronto – 52.1%

2003-04 GAME-BY-GAME




GAME	DATE	OPPONENT	RESULT	RECORD/PTS.	DUCKS GOALS (BY #)	ANA. GOALTENDER(S)	ATTENDANCE
1	10/8	@ DALLAS	4-1 L	0-1-0/0		44 GERBERE	18,532
2	10/9	@ NASHVILLE	3-1 L	0-2-0/0		44 GERBERE	16,684
3	10/12	VS. PHOENIX	2-0 L	0-3-0/0		- GIGUERE	17,174*
4	10/17	VS. OTTAWA	3-0 L	0-4-0/0		- GIGUERE	13,885
5	10/19	VS. BOSTON	4-3 L (OT)	0-4-1/1	20, 40, 20	GERBERE	13,120
6	10/21	@ SAN JOSE	2-0 W	1-4-1/3		8, 39	14,362
7	10/22	VS. PHILADELPHIA	4-3 W (OT)	2-4-1/5	91, 40, 39, 44	GERBERE	12,737
8	10/24	VS. BUFFALO	5-2 L	2-5-1/5		15, 39	14,186
9	10/26	VS. CHICAGO	1-1 T (OT)	2-5-1/6		15+	12,845
10	10/28	@ NYR	3-1 W	3-5-1/8		8, 28, 44	17,902
11	10/29	@ WASHINGTON	4-2 W	4-5-1/10		91, 91, 10, 20	13,350
12	11/1	@ NYI	4-1 L	4-6-1/10		44 GERBERE (GIGUERE)	10,782
13	11/2	@ CHICAGO	3-1 L	4-7-1/10		40 GIGUERE	11,678
14	11/5	@ ST. LOUIS	2-1 L (OT)	4-7-2/11		8 GIGUERE	15,191
15	11/8	@ PHOENIX	4-3 L (OT)	4-7-3/12		44, 20, 20	15,177
16	11/9	VS. PHOENIX	2-1 W (OT)	5-7-3/14		20*, 39	14,269
17	11/12	VS. TORONTO	5-1 W	6-7-3/16		19, 19, 91, 91, 39	15,903
18	11/16	VS. ST. LOUIS	4-3 W	7-7-3/18		10, 5, 20, 20	14,460
19	11/18	@ COLORADO	2-1 L (OT)	7-7-4/19		40 GERBERE	18,007
20	11/19	@ DALLAS	3-3 T (OT)	7-7-4/20		19, 39, 19+	18,532
21	11/21	VS. NASHVILLE	4-3 L (OT)	7-7-5/21		10, 26, 20	14,166
22	11/26	VS. NEW JERSEY	3-3 T (OT)	7-7-5/22		39, 91, 91+	16,472
23	11/28	VS. CHICAGO	4-3 W	8-7-3/24		39, 15, 10, 91+	15,117
24	11/30	@ MINNESOTA	1-1 T (OT)	8-7-4/25		8+	18,568
25	12/2	@ COLUMBUS	2-1 L	8-8-4/25		40 GERBERE	16,525
26	12/3	@ DETROIT	7-2 L	8-9-4/25		91, 49	20,066
27	12/5	@ ATLANTA	6-2 L	8-10-4/25		15, 15	17,230
28	12/7	VS. DALLAS	4-0 W	9-10-4/27		40, 15, 34, 91*	15,831
29	12/10	VS. SAN JOSE	3-2 W	10-10-4/29		19, 39, 24	12,246
30	12/13	@ SAN JOSE	2-0 L	10-11-4/29		- GERBERE	16,216
31	12/14	VS. EDMONTON	3-2 L	10-12-4/29		19, 39	12,426
32	12/19	VS. COLORADO	1-0 W	11-12-4/31		91 GIGUERE	17,174*
33	12/21	VS. SAN JOSE	2-1 L	11-13-4/31		39	14,853
34	12/22	@ SAN JOSE	2-1 L	11-14-4/31		23 GERBERE	15,695
35	12/27	@ FLORIDA	3-2 L	11-15-4/31		27, 91	18,007
36	12/29	@ TAMPA BAY	2-0 W	12-15-4/33		28, 39	17,662
37	12/31	@ CAROLINA	3-1 W	13-15-4/35		19, 24*, 91	13,379
38	1/2	@ BUFFALO	5-2 L	13-16-4/35		3, 19*	18,690
39	1/3	@ DETROIT	3-1 L	13-17-4/35		19 GIGUERE	20,066
40	1/5	VS. DALLAS	2-2 T (OT)	13-17-5/36		20, 44+	12,258
41	1/7	VS. LOS ANGELES	4-4 T (OT)	13-17-5/37		18, 18, 91, 2+	17,174*
42	1/9	VS. VANCOUVER	5-2 L	13-18-5/37		2, 39	15,914
43	1/11	VS. COLUMBUS	2-2 T (OT)	13-18-7/38		5, 2	15,559
44	1/13	@ COLORADO	3-1 L	13-19-7/38		91 GIGUERE	18,007
45	1/15	@ EDMONTON	1-0 L	13-20-7/38		- GERBERE	16,839
46	1/17	@ VANCOUVER	2-1 W	14-20-7/40		2, 40	18,630
47	1/19	VS. CALGARY	5-1 L	14-21-7/40		91 GIGUERE	13,146
48	1/21	VS. DETROIT	2-2 T (OT)	14-21-8/41		39, 40+	17,174*
49	1/23	VS. MINNESOTA	6-2 W	15-21-8/43		39, 40, 15, 44, 40, 40	17,174*
50	1/24	@ LOS ANGELES	4-2 L	15-22-8/43		44, 40	18,186
51	1/28	VS. LOS ANGELES	4-3 L (OT)	15-22-8/44		20, 20, 24	17,174*
52	1/30	VS. COLORADO	4-3 W (OT)	16-22-8/46		40, 20, 91, 28	17,174*
53	2/1	@ CALGARY	6-4 L	16-23-8/46		39, 5, 40, 91	15,189
54	2/2	@ EDMONTON	2-1 L (OT)	16-23-8/47		15 GERBERE	16,183
55	2/4	VS. CAROLINA	3-2 W	17-23-8/49		40, 5, 26	12,339
56	2/11	VS. PHOENIX	5-3 W	18-23-8/51		28, 91, 15, 40, 39	12,386
57	2/13	@ CALGARY	2-1 L	18-24-8/51		20 GIGUERE	17,749
58	2/14	@ VANCOUVER	2-1 W	19-24-8/53		3, 27	18,630
59	2/16	VS. DALLAS	3-1 W	20-24-8/55		91, 39, 125	15,139
60	2/18	VS. COLUMBUS	3-1 W	21-24-8/57		14, 40, 915	12,898
61	2/20	VS. NASHVILLE	3-2 L (OT)	21-24-8/58		26, 5	16,263
62	2/22	@ DALLAS	4-0 L	21-25-8/58		- GIGUERE	18,532
63	2/23	@ PHOENIX	1-1 T (OT)	21-25-9/59		10 GIGUERE	14,789
64	2/25	VS. EDMONTON	4-2 W	22-25-9/61		28, 26, 15, 15	15,235
65	2/28	@ LOS ANGELES	2-1 L	22-26-9/61		15 GIGUERE	18,207
66	2/29	VS. LOS ANGELES	6-3 W	23-26-9/63		91, 17, 27, 91, 40, 20	17,174*
67	3/3	VS. MINNESOTA	2-0 W	24-26-9/65		26, 26	12,747
68	3/5	@ CHICAGO	5-2 W	25-26-9/67		39, 91, 44, 20, 20	11,536
69	3/6	@ PITTSBURGH	2-1 L	25-27-9/67		20 GIGUERE	14,286
70	3/8	VS. MONTREAL	5-2 L	25-28-9/67		44, 39	14,947
71	3/12	VS. NYI	3-1 L	25-29-9/67		26 GERBERE	16,385
72	3/14	@ LOS ANGELES	5-1 L	25-30-9/67		91 GIGUERE	18,118
73	3/16	@ PHOENIX	3-2 W (OT)	26-30-9/69		55, 17+	14,401
74	3/17	VS. ST. LOUIS	1-1 T (OT)	26-30-10/70		14, 91	12,861
75	3/19	VS. SAN JOSE	4-2 L	26-31-10/70		23, 91	17,174*
76	3/21	VS. DETROIT	8-6 W	27-31-10/72		15, 20, 26, 91, 39, 5, 91, 20	17,174*
77	3/23	VS. NASHVILLE	4-1 W	28-31-10/74		40, 8, 39, 91*5	15,976
78	3/25	@ ST. LOUIS	3-2 L	28-32-10/74		10, 44	19,011
79	3/26	@ COLUMBUS	3-1 L	28-33-10/74		39 GERBERE	18,136
80	3/28	@ MINNESOTA	2-1 L	28-34-10/74		28 GIGUERE	18,568
81	3/30	VS. VANCOUVER	2-1 L	28-35-10/74		24 GERBERE	14,997
82	4/4	VS. CALGARY	2-1 W	29-35-10/76		14, 91 GIGUERE	17,174*

GOAL KEY: * = SHORTHANDED GOAL, BOLD = GAME-WINNING GOAL, + = GAME-TIME GOAL, S = EMPTY NET GOAL, ITALIC = PENALTY SHOT GOAL ^ = SELLOUT AT THE ARROWHEAD POND OF ANAHEIM. WHEN TWO GOALTENDERS PLAY IN ONE GAME, PARENTHESIS RECEIVED NO DECISION.

2002-03 MIGHTY DUCKS OF ANAHEIM

2003 WESTERN CONFERENCE CHAMPIONS



Front Row L-R: Jean Sebastien Giguere, Director of Hockey Operations Chuck Fletcher, Assistant General Manager David McNab, Sr. Vice President & General Manager Bryan Murray, Alternate Captain Steve Rucchin, Captain Paul Kariya, Alternate Captain Keith Carney, Head Coach Mike Babcock, Assistant Coach Lorne Henning, Assistant Coach Paul MacLean, Martin Gerber. **2nd Row L-R:** Massage Therapist Vincent Bennett, Goaltending Consultant Francois Allaire, Fredrik Olausson, Steve Thomas, Petr Sykora, Sandis Ozolinsh, Rob Niedermayer, Ruslan Salei, Adam Oates, Scouting and Video Coordinator Greg Carvel, Equipment Manager Mark O'Neill, Assistant Equipment Manager John Alloway. **3rd Row L-R:** Visiting Team Equipment Attendant Chris Kincaid, Andy McDonald, Don Bylsma, Samuel Pahlsson, Mike Lederer, Michas Havelid, Stanislav Chistov, Strength and Conditioning Coach Sean Skahan, Athletic Training Assistant Guido Sendowsky. **4th Row L-R:** Jason Krog, Vitaly Vishnevski, Kurt Sauer, Marc Chouinard, Lance Ward, Alexei Smirnov, Kevin Sawyer, Head Athletic Trainer Chris Phillips.

POSTSEASON NOTES IN PLAYOFF SECTION

DUCKS COMPLETE BEST SEASON IN TEAM HISTORY:

The Mighty Ducks finished the 2002-2003 season with a record of 40-27-9-6 for 95 points, good for 2nd in the Pacific Division and 7th in the Western Conference (tied in points with Minnesota, who earned the #6 seed by virtue of two more wins)... Anaheim set club records for wins and points in one season, surpassing the old records held by the 1996-97 Ducks (36-33-13 for 85 points)...the Ducks also finished 13 games over .500, after never being more than five games over .500 at any point during a season until this year (high-water mark was 14 games over, 40-26-9-5 after winning Apr. 1 @ NSH)...the Ducks clinched their third playoff berth in team history (also '97 & '99) on Mar. 24, when Calgary defeated Phoenix at the Saddledome... about 90 minutes later that evening the Ducks made the Phoenix loss moot, completing a 5-0 shutout vs. Columbus at the Pond.

THESE CLUB RECORDS ALSO FELL:

The Ducks had their most successful season both at home and on the road... Anaheim finished 18-17-2-4 for 42 points on the road this season, the first season at or above .500 in team history away from home...the Ducks broke the mark for road points by earning their 42nd on Apr. 1 @ Nashville (1993-94 team had 41 points with a 19-20-3 record)... Anaheim finished just one win short of the road win record, also held by the 1993-94 team...at home, the Ducks broke the team record for points with 53, going 22-10-7-2...Anaheim finished one win shy of tying the club record for home victories (both HOME records were set in 1996-97, 23-12-6 for 52 points)...the Ducks also broke club records for lowest GAA (2.32, previous record was 2.39 set 2001-2002), fewest goals allowed (193, record was 198 set 2001-2002), power play goals allowed (42, record was 46 set 2001-2002) and penalty killing percentage (87.4%, record was 86.1% set 2001-2002).

QUITE A TURNAROUND STORY IN ANAHEIM:

The Mighty Ducks finished the regular season posting the largest improvement in the NHL...the Ducks improved by 26 points from 01-02 to 02-03... below is a closer look:

NHL'S BIGGEST POINT DIFFERENTIALS

Team	# of Games	2001-2002 Record	2002-2003 Record	Point Differential
Anaheim	82	29-42-8-3 (69)	40-27-9-6 (95)	+26
Tampa Bay	82	27-40-11-4 (69)	36-25-16-5 (93)	+24
Minnesota	82	26-35-12-9 (73)	42-29-10-1 (95)	+22
Dallas	82	36-28-13-5 (90)	46-17-15-4 (111)	+21
Ottawa	82	39-27-9-7 (94)	52-21-8-1 (113)	+19

2002-03 GAME-BY-GAME



GAME	DATE	OPPONENT	RESULT	RECORD/PTS.	DUCKS GOALS (BY #)	ANA. GOALTENDER(S)	ATTENDANCE
1	10/10	@ ST. LOUIS	4-3 W	1-0-0/2	19, 23, 22, 12	GIGUERE	16,927
2	10/11	@ DALLAS	2-4 L	1-1-0/2	20, 17	GIGUERE	18,532
3	10/13	DETROIT	2-4 L	1-2-0/2	9, 24	GIGUERE	17,174*
4	10/16	LOS ANGELES	2-4 L	1-3-0/2	21, 20	GIGUERE	11,332
5	10/18	VANCOUVER	2-2 T (OT)	1-3-1/3	9, 9	GIGUERE	11,287
6	10/20	COLORADO	3-2 W (OT)	2-3-1/5	23, 39	GERBER	12,838
7	10/24	@ VANCOUVER	2-2 T (OT)	2-3-2/6	19, 9*	GERBER	18,422
8	10/26	@ EDMONTON	3-4 L	2-4-2/6	39, 39*, 12	GIGUERE	16,357
9	10/28	@ TORONTO	2-5 L	2-5-2/6	17, 20	GERBER, GIGUERE	18,891
10	10/29	@ MONTREAL	2-2 T (OT)	2-5-3/7	17, 3-	GIGUERE	19,521
11	10/31	@ BOSTON	4-1 W	3-5-3/9	9, 17, 9, 9	GIGUERE	9,491
12	11/3	SAN JOSE	3-4 L	3-6-3/9	23, 39, 20	GIGUERE	15,157
13	11/6	NASHVILLE	2-1 W	4-4-3/11	9, 39	GIGUERE	11,729
14	11/8	@ COLORADO	3-2 W (OT)	5-4-3/13	18, 24, 28	GIGUERE	18,007
15	11/10	MINNESOTA	1-0 W	6-4-3/15	23	GIGUERE	14,070
16	11/12	@ NEW JERSEY	2-3 OTL (OT)	6-6-3/16	19, 32*	GIGUERE	15,043
17	11/14	@ COLUMBUS	3-2 W	7-4-3/18	9, 10, 20	GIGUERE	17,398
18	11/15	@ DETROIT	1-2 OTL (OT)	7-4-3/19	39	GIGUERE	20,058
19	11/17	@ ATLANTA	5-1 W	8-4-3/21	23, 18, 25, 28, 39	GIGUERE	10,932
20	11/19	@ NY RANGERS	2-3 OTL (OT)	8-4-3/22	17, 24	GIGUERE	18,072
21	11/22	DALLAS	0-4 L	8-7-3/23	-	GIGUERE, GERBER	12,509
22	11/24	FLORIDA	4-4 T (OT)	8-7-4/23	20, 20, 19, 25	GIGUERE	13,254
23	11/27	PHOENIX	2-2 T (OT)	8-7-5/24	7, 9	GERBER	11,386
24	11/29	LOS ANGELES	2-2 T (OT)	8-7-6/25	28, 3-	GIGUERE	17,174*
25	12/1	CHICAGO	3-2 W	9-7-6/27	9, 32, 18	GIGUERE	12,493
26	12/3	@ DETROIT	1-2 L	9-8-6/27	9	GIGUERE	20,058
27	12/4	@ BUFFALO	0-4 L	9-9-6/27	-	GERBER	10,433
28	12/6	@ CHICAGO	4-3 W	10-9-6/29	19, 10, 39, 20*	GIGUERE	14,616
29	12/8	NASHVILLE	3-0 W	11-9-6/31	28, 2, 39	GIGUERE	11,979
30	12/11	WASHINGTON	3-0 W	12-9-6/33	2, 7, 19S	GIGUERE	11,006
31	12/15	PITTSBURGH	5-0 W	13-9-6/35	3, 39, 19, 12, 19	GIGUERE	16,542
32	12/18	ST. LOUIS	5-2 W	14-9-6/37	9, 20, 39, 77, 9S	GIGUERE	11,144
33	12/19	@ LOS ANGELES	4-5 L	14-10-6/37	20, 9, 28, 23	GIGUERE	18,118
34	12/22	PHOENIX	4-0 W	15-10-6/39	44, 17, 28, 28	GIGUERE	12,267
35	12/26	@ SAN JOSE	1-4 L	15-11-6/39	17	GIGUERE	17,496
36	12/28	@ VANCOUVER	3-7 L	15-12-6/39	18*, 7, 20	GERBER, GIGUERE	18,422
37	12/29	@ CALGARY	2-4 L	15-13-6/39	39, 18	GIGUERE	16,922
38	12/31	@ MINNESOTA	1-4 L	15-14-6/39	19	GIGUERE	18,568
39	1/3	PHILADELPHIA	0-1 L	15-15-6/39	-	GERBER	14,420
40	1/5	DALLAS	1-1 T (OT)	15-15-7/40	39	GERBER	15,393
41	1/8	EDMONTON	0-1 L	15-16-7/40	-	GERBER	12,390
42	1/9	@ COLORADO	5-3 W	16-16-7/42	10, 10, 39, 39, 35	GIGUERE	18,007
43	1/12	ST. LOUIS	2-1 W	17-16-7/44	10, 28	GIGUERE	15,414
44	1/15	@ COLUMBUS	4-3 W	18-16-7/46	23, 22, 20, 38	GIGUERE	17,385
45	1/16	@ OTTAWA	1-3 L	18-17-7/46	23	GERBER	18,034
46	1/18	@ MINNESOTA	1-0 W	19-17-7/48	9	GIGUERE	18,568
47	1/20	MINNESOTA	1-2 OTL (OT)	19-17-7/49	39	GIGUERE	13,331
48	1/22	LOS ANGELES	6-5 W	20-17-7/51	9, 9, 20, 20, 32, 39	GIGUERE	17,174*
49	1/24	NEW JERSEY	1-3 L	20-18-7/51	77	GERBER	12,004
50	1/29	OTTAWA	3-2 W	21-18-7/53	9, 7, 20	GIGUERE	13,230
51	1/30	@ SAN JOSE	4-3 W	22-18-7/55	77, 10, 39, 20	GIGUERE	17,127
52	2/4	@ CALGARY	3-2 W	23-18-7/57	23, 12, 8	GIGUERE	14,110
53	2/5	@ EDMONTON	1-2 L	23-19-7/57	39	GIGUERE	16,839
54	2/7	PHOENIX	3-2 W	24-19-7/59	18, 23, 28	GIGUERE	14,440
55	2/9	CAROLINA	2-1 W	25-19-7/61	9, 10*	GIGUERE	15,599
56	2/12	CALGARY	4-3 W (OT)	26-19-7/63	18, 39, 39, 12	GIGUERE	11,612
57	2/14	@ DALLAS	4-2 W	27-19-7/65	77, 39, 22, 20	GERBER	18,532
58	2/15	@ NASHVILLE	1-2 L	27-20-7/65	8	GIGUERE	16,312
59	2/17	NY ISLANDERS	2-2 T (OT)	27-20-8/66	39, 9	GIGUERE	13,172
60	2/19	COLUMBUS	2-0 W	28-20-8/68	9, 20S	GIGUERE	11,641
61	2/21	NY RANGERS	2-6 L	28-21-8/68	26, 20	GIGUERE	17,174*
62	2/23	@ CAROLINA	4-0 W	29-21-8/70	77, 9, 8, 10	GERBER	15,053
63	2/25	@ TAMPA BAY	0-2 L	29-22-8/70	-	GERBER	15,634
64	2/26	@ FLORIDA	2-1 W	30-22-8/72	9, 39	GIGUERE	14,644
65	2/28	@ PHOENIX	1-3 L	30-23-8/72	8	GIGUERE	13,897
66	3/2	ATLANTA	1-4 L	30-24-8/72	24	GIGUERE	15,451
67	3/4	@ LOS ANGELES	2-1 W	31-24-8/74	77, 26	GIGUERE	18,118
68	3/5	MONTREAL	3-1 W	32-24-8/76	39, 12, 18	GERBER	12,022
69	3/7	EDMONTON	1-4 L	32-25-8/76	5*	GIGUERE	15,818
70	3/9	DETROIT	4-1 W	33-25-8/78	20, 23, 34, 26*	GIGUERE	17,174*
71	3/12	CHICAGO	5-2 W	34-25-8/80	32, 12, 32, 39, 10S	GIGUERE	13,212
72	3/13	SAN JOSE	3-2 W (OT)	35-25-8/82	39, 5, 32	GERBER	12,931
73	3/15	@ PHOENIX	2-4 L	35-26-8/82	10, 12	GIGUERE, GERBER	14,451
74	3/16	CALGARY	2-2 T (OT)	35-26-9/83	39, 39-	GIGUERE	16,726
75	3/19	@ CHICAGO	4-3 W	36-26-9/85	39, 23, 9, 26	GIGUERE	12,236
76	3/20	@ ST. LOUIS	2-3 OTL (OT)	36-26-9/86	77, 32	GERBER	18,468
77	3/22	@ SAN JOSE	3-2 W (OT)	37-26-9/88	39, 39, 28	GIGUERE	17,496
78	3/24	COLUMBUS	5-0 W	38-26-9/90	12, 39, 44, 32, 44	GIGUERE	15,507
79	3/30	VANCOUVER	3-1 W	39-26-9/92	32, 77, 39	GERBER	17,174*
80	4/1	@ NASHVILLE	2-1 W (OT)	40-26-9/94	32, 32	GIGUERE	15,494
81	4/2	@ DALLAS	1-2 L	40-27-9/94	8	GERBER	18,532
82	4/4	COLORADO	3-4 OTL (OT)	40-27-9/95	32, 32, 28	GIGUERE	17,174*

GOAL KEY: UNDERLINE = POWER PLAY GOAL, * = SHORTHAND GOAL, BOLD = GAME-WINNING GOAL, + = GAME-TYING GOAL, S = EMPTY NET GOAL, ITALIC = PENALTY SHOT GOAL ^ = SELLOUT AT THE ARROWHEAD POND OF ANAHEIM. WHEN TWO GOALTENDERS PLAY IN ONE GAME, ALL CAPS RECEIVED CREDIT.

2001-02 MIGHTY DUCKS OF ANAHEIM



Front Row L-R: Jean-Sebastien Giguere, Goaltending Consultant Francois Alloire, Assistant General Manager David McNab, President & General Manager Pierre Gauthier, Alternate Captain Steve Rucchin, Captain Paul Kariya, Alternate Captain Oleg Tverdovsky, Head Coach Bryan Murray, Assistant Coach Guy Charron, Assistant Coach Tom Watt, Steve Shields. **2nd Row L-R:** Assistant Equipment Manager John Allaway, Equipment Manager Mark O'Neil, Dan Bylsma, Ruslan Salei, Matt Cullen, Jeff Friesen, German Titov, Head Athletic Trainer Chris Phillips, Assistant Athletic Trainer Greg Thayer. **3rd Row L-R:** Timo Pussinen, Samuel Pahlsson, Kevin Sawyer, Nicolas Havelid, Mike Leclerc, Keith Carney, Denny Lambert, Andy McDonald. **4th Row L-R:** Jason York, Patric Kjellberg, Marc Chouinard, Pavel Trnka, Vitaly Vishnevski.

2001-02 SEASON:

The Ducks finished the season 29-42-8-3 for 69 points... Anaheim went 15-13-2-0 in the last 30 contests...the Ducks had the best defensive season in franchise history...they had a team GAA of 2.39 (ranking ninth in the NHL) allowing just 198 goals the entire season...the previous club records were 206 goals allowed for a 2.48 GAA set in 1998-99... Anaheim also had the best penalty kill in club history...the PK unit killed 284-of-330 (86.1%) penalties, bettering the club record of 84.5% set in 1998-99...the fewest PP goals the club had allowed in a season was also set in 98-99, when it gave up 60 power play markers...in 2001-2002, the team shattered that record by allowing just 46 power play goals... Goaltender J.S. Giguere finished 2001-2002 with the fifth-best goals against average (2.13) and tied (with Burke & Khabibulin) for the fifth-

best save percentage (.920) in the NHL...he shattered the club record for lowest goals-against average, well ahead of Guy Hebert's 2.45 GAA in 1998-99...Paul Kariya finished the 2001-2002 regular season as the Ducks leader in goals (32), points (57), power play goals (11), game-winning goals (8) and shots (289)...defenseman Keith Carney led the team with a +14 rating in his first season with the Ducks...Head Coach Bryan Murray finished the 2001-2002 regular season ranked seventh in all-time coaching wins...he moved into seventh place with his 501st win on Jan. 26 @ Nashville (3-1 final)...his historic 500th NHL coaching win came the previous night on Jan. 25 @ Dallas in a 6-1 triumph (eighth coach in NHL history with 500 wins)...Murray also became the eighth coach in NHL history to coach 1,000 games on Nov. 28 vs. Edmonton.



Jean-Sebastien Giguere

2001-02 GAME-BY-GAME



GAME	DATE	OPPONENT	RESULT	RECORD/P.TS.	DUCKS GOALS (BY #)	ANA. GOALTENDER(S)	ATTENDANCE
1	10/4	@ BOSTON	2-4 L	01-00/0	11, 9	SHIELDS	17,565
2	10/6	@ PITTSBURGH	4-2 W	11-00/2	17, 17*, 33, 16	SHIELDS	15,411
3	10/8	@ TORONTO	1-6 L	1-00/2	12	SHIELDS, BRYZGALOV	18,585
4	10/9	@ MONTREAL	1-3 L	1-00/2	11	SHIELDS	17,510
5	10/12	WASHINGTON	2-1 W	2-30/4	20, 33	SHIELDS	16,219
6	10/14	TAMPA BAY	2-3 L	2-40/4	12, 10	GIGUERE	9,579
7	10/17	BOSTON	2-2 T (OT)	2-41/5	20, 11	SHIELDS	10,348
8	10/18	@ LOS ANGELES	1-4 L	2-51/0/5	13	SHIELDS	13,916
9	10/21	VANCOUVER	3-1 W	3-51/0/7	24, 12, 16	GIGUERE	10,455
10	10/24	@ PHOENIX	3-2 W (OT)	4-51/0/9	21, 32, 12	GIGUERE	9,885
11	10/28	COLORADO	2-3 L	4-61/0/9	33, 26	SHIELDS	14,655
12	10/31	SAN JOSE	2-4 L	4-71/0/9	17, 9	SHIELDS	9,273
13	11/2	CHICAGO	5-2 W	5-71/0/11	9, 9, 20, 21, 26	GIGUERE	12,893
14	11/4	ATLANTA	5-0 W	6-71/0/13	21, 9, 21*, 12, 10	GIGUERE	9,876
15	11/7	CALGARY	3-3 T (OT)	6-7-20/14	28, 20, 9	GIGUERE	9,639
16	11/9	DETROIT	0-1 L	6-8-20/14	-	GIGUERE	17,174*
17	11/11	DALLAS	2-2 T (OT)	6-8-30/15	12, 11*	SHIELDS	11,918
18	11/14	SAN JOSE	2-4 L	6-9-30/15	24, 11	SHIELDS	9,852
19	11/16	@ COLUMBUS	2-3 L	6-10-30/15	10, 23	GIGUERE	18,136
20	11/17	@ WASHINGTON	1-4 L	6-11-30/15	26	GIGUERE	17,298
21	11/20	@ TAMPA BAY	2-3 L	6-12-30/15	9, 9	SHIELDS	15,012
22	11/21	@ FLORIDA	0-6 L	6-13-30/15	-	GIGUERE	15,232
23	11/24	@ NY RANGERS	3-5 L	6-14-30/15	13, 16, 9	GIGUERE	16,234
24	11/25	@ NY RANGERS	3-2 W	7-14-30/17	16, 25, 9	SHIELDS	18, 200
25	11/28	EDMONTON	0-2 L	7-15-30/17	-	GIGUERE	9,527
26	11/30	SAN JOSE	2-5 L	7-16-30/17	16, 21	GIGUERE	12,190
27	12/2	NASHVILLE	4-2 W	8-16-30/19	12, 11, 12, 17	SHIELDS	10,214
28	12/5	@ EDMONTON	2-3 OTL (OT)	8-16-31/20	16, 11	SHIELDS	15,545
29	12/6	@ VANCOUVER	2-3 L	8-17-31/20	7, 16	GIGUERE	15,972
30	12/8	@ CALGARY	4-0 W	9-17-31/22	9, 18, 33, 13	GIGUERE, SHIELDS	14,330
31	12/10	@ COLORADO	1-1 T (OT)	9-17-41/23	21	SHIELDS	18,007
32	12/12	VANCOUVER	0-1 OTL (OT)	9-17-42/24	-	GIGUERE	9,570
33	12/14	COLUMBUS	2-3 L	9-18-42/24	3, 17	SHIELDS	9,629
34	12/16	LOS ANGELES	2-3 OTL (OT)	9-18-43/25	13, 11	GIGUERE	17,002
35	12/18	@ MINNESOTA	5-1 W	10-18-43/27	18, 12, 19, 19, 12	GIGUERE	18,568
36	12/19	@ COLORADO	1-2 L	10-19-43/27	17	GIGUERE	18,007
37	12/21	PHOENIX	2-1 W	11-19-43/29	9, 17	GIGUERE	10,463
38	12/23	@ PHOENIX	4-0 W	12-19-43/31	19, 27, 32, 9	GIGUERE	13,815
39	12/26	@ SAN JOSE	2-1 W	13-19-43/33	12, 17	SHIELDS	17,496
40	12/27	@ LOS ANGELES	2-2 T (OT)	13-19-53/34	11, 17	SHIELDS	18,610
41	12/30	@ CHICAGO	1-2 L	13-20-53/34	18	SHIELDS	17,382
42	12/31	@ COLUMBUS	1-3 L	13-21-53/35	10	GIGUERE	18,136
43	1/02	@ DETROIT	3-5 L	13-22-53/35	26*, 10, 32	SHIELDS, GIGUERE	20,058
44	1/04	FLORIDA	1-2 L	13-23-53/35	11	GIGUERE	10,696
45	1/09	ST. LOUIS	2-3 L	13-24-53/35	18, 3	GIGUERE	9,375
46	1/11	@ MINNESOTA	2-2 T (OT)	13-24-63/36	16, 9	GIGUERE	18,568
47	1/12	@ NASHVILLE	1-2 L	13-25-63/36	11	SHIELDS	16,561
48	1/14	NASHVILLE	5-3 W	14-25-63/38	16, 9, 9, 9, 17	GIGUERE	9,522
49	1/16	BUFFALO	1-3 L	14-26-63/38	12	SHIELDS	9,845
50	1/18	@ EDMONTON	1-3 L	14-27-63/38	18	GIGUERE	16,558
51	1/19	@ CALGARY	1-2 L	14-28-63/38	19	GIGUERE	17,409
52	1/21	LOS ANGELES	2-4 L	14-29-63/38	12, 11	SHIELDS	17,079
53	1/23	MINNESOTA	3-2 W (OT)	15-29-63/40	12, 13, 3	GIGUERE	9,511
54	1/25	@ DALLAS	6-1 W	16-29-63/42	13, 17, 9, 12, 32, 17	GIGUERE	18,532
55	1/26	@ NASHVILLE	3-1 W	17-29-63/44	21, 17, 12	GIGUERE	15,537
56	1/28	@ ST. LOUIS	1-0 W	18-29-63/46	9	GIGUERE	18,909
57	1/30	COLUMBUS	3-1 W	19-29-63/48	11, 19, 17	GIGUERE	9,498
58	2/06	PHILADELPHIA	5-4 W	20-29-63/50	9, 9, 13, 9, 10	GIGUERE	13,614
59	2/08	CAROLINA	1-4 L	20-30-63/50	12	GIGUERE	10,589
60	2/10	DALLAS	1-5 L	20-31-63/50	12	SHIELDS	14,617
61	2/13	CALGARY	3-2 W	21-31-63/52	17, 7, 19	GIGUERE	9,583
62	2/27	MINNESOTA	3-5 L	21-32-63/52	9, 9, 26	GIGUERE	10,022
63	3/03	@ CHICAGO	1-2 L	21-33-63/52	17	GIGUERE	20,161
64	3/06	@ ATLANTA	4-1 W	22-33-63/54	3, 9, 18, 9	SHIELDS	11,016
65	3/08	NEW JERSEY	2-1 W	23-33-63/56	11, 9	SHIELDS	15,051
66	3/10	OTTAWA	2-4 L	23-34-63/56	13, 27	SHIELDS	12,358
67	3/13	PITTSBURGH	4-2 W	24-34-63/58	17, 17, 24, 20	GIGUERE	12,536
68	3/15	CHICAGO	1-1 T (OT)	24-34-73/59	13	GIGUERE	11,360
69	3/17	ST. LOUIS	2-3 L	24-35-73/59	19, 24	SHIELDS	12,702
70	3/19	@ DETROIT	2-1 W	25-35-73/61	9, 9	SHIELDS	20,058
71	3/21	@ PHILADELPHIA	1-2 L	25-36-73/61	11	SHIELDS	19,527
72	3/22	@ ST. LOUIS	2-3 L	25-37-73/61	9, 12	GIGUERE	19,534
73	3/24	@ DALLAS	2-1 W	26-37-73/63	20, 21	GIGUERE	18,552
74	3/27	PHOENIX	2-4 L	26-38-73/63	3, 13	GIGUERE	11,297
75	3/28	@ PHOENIX	2-1 W (OT)	27-38-73/65	20, 13	SHIELDS	14,725
76	3/30	@ VANCOUVER	1-4 L	27-39-73/65	33	SHIELDS	18,422
77	4/02	@ SAN JOSE	1-3 L	27-40-73/65	26	GIGUERE	17,496
78	4/03	DETROIT	1-1 T (OT)	27-40-83/66	11	SHIELDS, GIGUERE	17,174*
79	4/05	EDMONTON	2-0 W	28-40-83/67	9, 13	GIGUERE	13,369
80	4/07	DALLAS	4-1 W	29-40-83/69	18, 13, 12, 9	GIGUERE	14,661
81	4/12	COLORADO	1-3 L	29-41-83/69	11	GIGUERE	17,174*
82	4/14	@ LOS ANGELES	0-1 L	29-42-83/69	-	GIGUERE	18,349

GOAL KEY: UNDERLINE = POWER PLAY GOAL, * = SHORTHAND GOAL, BOLD = GAME-WINNING GOAL, + = GAME-TYING GOAL, S = EMPTY NET GOAL, ITALIC = PENALTY SHOT GOAL, ^ = SELLOUT AT THE ARROWHEAD POND OF ANAHEIM. WHEN TWO GOALTENDERS PLAY IN ONE GAME, ALL CAPS RECEIVED CREDIT.

2000-01 MIGHTY DUCKS OF ANAHEIM



Front Row L-R: Jean-Sebastien Giguere, Assistant Coach Kelly Miller, Assistant General Manager David McNab, President & General Manager Pierre Gauthier, Alternate Captain Steve Rucchin, Captain Paul Kariya, Alternate Captain Dan Bylsma, Chairman & Governor Tony Tavares, Head Coach Guy Charron, Associate Coach Terry Simpson, Gregg Naumenko. **2nd Row L-R:** Assistant Equipment Manager John Alloway, Equipment Manager Mark O'Neil, German Titov, Ruslan Salei, Oleg Tverdovsky, Matt Cullen, Jeff Friesen, Head Athletic Trainer Chris Phillips, Assistant Athletic Trainer Greg Thoyer. **3rd Row L-R:** Mike Crowley, Pascal Trepanier, Marty McInnis, Tony Hrkac, Samuel Pahlsson, Petr Tenkrat, Nicolas Havelid. **4th Row L-R:** Anhti-Jussi Niemi, Jim Cummins, Pavel Trnka, Marc Chouinard, Mike Leclerc, Vitaly Vishnevski, Jonas Ronnqvist. Not Pictured: Steve Shields

2000-01 SEASON:

The Ducks finished the season 25-41-11-5 for 66 points... the team had a point in 10 of their last 16 games, winning seven of them (7-6-3-0)... the Ducks went 9-10-5-1 in their last 25 games... Anaheim posted a five-game winning streak at HOME, tying the club-record for consecutive victories at the Arrowhead Pond, Mar. 4 - Apr. 1 (set twice - 3/8-4/3, 1996 & 10/22-11/5, 1995)... Jean-Sebastien Giguere started 23 consecutive games for the Ducks, 2/11-4/4, tying the club-record set by

Guy Hebert (2/5-3/26, 1997)... he posted back-to-back shutouts Mar. 11-13, just the second time in club history that had happened... Paul Kariya recorded his fifth 30+goal year over the previous six seasons and led the team with 67 points (33-34-67)... defenseman Oleg Tverdovsky led the team in assists (14-39-53), while leading team defensemen in all three categories... defenseman Vitaly Vishnevski finished fifth in the NHL in hits with 284.



Dan Bylsma

2000-01 GAME-BY-GAME



GAME	DATE	OPPONENT	RESULT	RECORD/PTS.	DUCKS GOALS (BY #)	ANA. GOALTENDER(S)	ATTENDANCE
1	10/6	MINNESOTA	3-1 W	1-0-0/2	19, 17, 16	HERBERT	16,520
2	10/8	ST. LOUIS	1-5 L	1-1-0/2		HERBERT	11,134
3	10/11	BOSTON	2-3 L (OT)	1-1-0/3	8, 19	HERBERT	11,167
4	10/14	@ NEW JERSEY	2-4 L	1-2-0/3	29*, 8	HERBERT/ROUSSEL	14,789
5	10/16	@ NY RANGERS	4-3 W	2-2-0/5	16, 9, 26, 12	ROUSSEL	18,200
6	10/17	@ NY ISLANDERS	4-3 W	3-2-0/7	16, 12, 8, 8	HERBERT	6,336
7	10/20	@ BUFFALO	2-2 T (OT)	3-2-1/8	9, 15	ROUSSEL	17,409
8	10/21	@ PHILADELPHIA	4-3 W	4-2-1/10	20, 12, 15, 8	HERBERT	19,477
9	10/23	LOS ANGELES	4-5 L (OT)	4-2-1/11	16, 16, 12, 16	HERBERT	14,098
10	10/25	@ LOS ANGELES	2-6 L	4-3-1/11	9, 20	ROUSSEL/HERBERT	18,118
11	10/27	EDMONTON	3-2 W	5-3-1/13	17, 8, 9	HERBERT	13,592
12	10/29	@ CALGARY	6-3 W	6-3-1/15	15, 8, 20, 9, 19, 6	HERBERT	16,144
13	10/30	@ EDMONTON	3-5 L	6-4-1/15	10, 8, 17	HERBERT	12,002
14	11/1	PHOENIX	1-1 T (OT)	6-4-2/16	10+	HERBERT	11,602
15	11/4	@ NASHVILLE	3-3 T (OT)	6-4-3/17	13, 29, 27+	HERBERT	16,512
16	11/5	@ CHICAGO	2-4 L	6-5-3/17	8, 16	ROUSSEL/HERBERT	13,360
17	11/8	VANCOUVER	2-7 L	6-6-3/17	9*, 29	HERBERT/ROUSSEL	11,588
18	11/11	@ COLORADO	1-3 L	6-7-3/17	24	ROUSSEL	18,007
19	11/12	DETROIT	2-3 L	6-8-3/17	12, 16	HERBERT	16,417
20	11/15	COLORADO	0-3 L	6-9-3/17	NONE	HERBERT	13,470
21	11/18	@ PHOENIX	6-2 W	7-9-3/19	16, 19, 15, 14, 8, 12	HERBERT	15,374
22	11/19	NY ISLANDERS	2-1 W	8-9-3/21	9, 8	HERBERT	13,047
23	11/22	NEW JERSEY	2-5 L	8-10-3/21	8, 17	HERBERT/ROUSSEL	13,932
24	11/24	@ CALGARY	2-2 T (OT)	8-10-4/22	9, 12	ROUSSEL	17,139
25	11/25	@ EDMONTON	2-3 L	8-11-4/22	15, 10	GIGUERE	17,100
26	11/28	@ VANCOUVER	1-4 L	8-12-4/22	28	ROUSSEL	14,848
27	11/30	@ SAN JOSE	2-3 L (OT)	8-12-4/23	12, 9	GIGUERE	17,496
28	12/3	LOS ANGELES	4-0 W	9-12-4/25	12, 10, 11, 9*	HERBERT	17,174
29	12/5	@ ST. LOUIS	0-1 L	9-13-4/25	NONE	HERBERT	18,410
30	12/6	@ COLUMBUS	2-5 L	9-14-4/25	12, 17	HERBERT/ROUSSEL	15,648
31	12/8	@ MINNESOTA	1-0 W (OT)	10-14-4/27	10	HERBERT	18,064
32	12/10	DALLAS	0-1 L	10-15-4/27	NONE	HERBERT	12,671
33	12/13	COLUMBUS	5-4 W (OT)	11-15-4/29	9, 13, 28, 13, 28	HERBERT	11,630
34	12/15	NY RANGERS	6-4 W	12-15-4/31	17, 18, 9, 16, 12, 12	HERBERT	14,944
35	12/17	TAMPA BAY	3-1 W	13-15-4/33	10, 16, 15S	HERBERT	11,207
36	12/20	ATLANTA	2-4 L	13-16-4/33	16, 26	HERBERT	12,051
37	12/22	@ DETROIT	1-2 L (OT)	13-16-4/34	18	HERBERT	19,995
38	12/23	@ ST. LOUIS	2-5 L	13-17-4/34	29, 17	HERBERT	19,736
39	12/27	@ DALLAS	1-3 L	13-18-4/34	13	ROUSSEL	17,001
40	12/28	@ NASHVILLE	2-2 T (OT)	13-18-5/35	17, 18+	HERBERT	16,434
41	12/31	@ MINNESOTA	2-3 L	13-19-5/35	15, 7	HERBERT	18,064
42	1/3	FLORIDA	3-2 W (OT)	14-19-5/37	8, 13, 18	ROUSSEL	11,396
43	1/5	CALGARY	4-4 T (OT)	14-19-6/38	16, 16, 8, 8+	HERBERT	12,943
44	1/10	ST. LOUIS	2-4 L	14-20-6/38	28, 8	HERBERT	14,600
45	1/12	BUFFALO	0-4 L	14-21-6/38	NONE	HERBERT	13,372
46	1/14	@ CAROLINA	0-4 L	14-22-6/38	NONE	GIGUERE	13,013
47	1/15	@ PITTSBURGH	2-3 L	14-23-6/38	15, 15	HERBERT	17,148
48	1/17	@ ATLANTA	5-2 W	15-23-6/40	21, 8, 23, 23, 16	GIGUERE	15,040
49	1/19	PHOENIX	3-4 L	15-24-6/40	16, 10, 8	GIGUERE	14,280
50	1/21	COLORADO	2-4 L	15-25-6/40	16, 16	HERBERT/GIGUERE	16,417
51	1/24	MINNESOTA	0-5 L	15-26-6/40	NONE	GIGUERE	11,692
52	1/26	@ DETROIT	2-3 L	15-27-6/40	15, 27	HERBERT	19,995
53	1/27	@ COLUMBUS	1-2 L	15-28-6/40	32	GIGUERE	18,136
54	1/31	NASHVILLE	0-3 L	15-29-6/40	NONE	HERBERT	10,961
55	2/1	@ PHOENIX	4-2 W	16-29-6/42	27, 8, 8, 0S	GIGUERE	13,267
56	2/7	CHICAGO	2-3 L	16-30-6/42	9, 15	GIGUERE	11,682
57	2/9	WASHINGTON	3-4 L	16-31-6/42	9, 9, 10	HERBERT	12,942
58	2/11	CAROLINA	2-2 T (OT)	16-31-7/43	8, 12+	GIGUERE	12,630
59	2/14	EDMONTON	3-3 T (OT)	16-31-8/44	16, 8, 12+	GIGUERE	11,307
60	2/16	@ DALLAS	2-3 L (OT)	16-31-8/45	10, 27	GIGUERE	17,001
61	2/19	CALGARY	6-2 W	17-31-8/47	9, 9, 8, 8, 23*	GIGUERE	11,438
62	2/21	SAN JOSE	1-0 W	18-31-8/49	10	GIGUERE	12,973
63	2/23	@ SAN JOSE	1-3 L	18-32-8/49	8	GIGUERE	17,496
64	2/25	COLUMBUS	2-5 L	18-33-8/49	12, 9	GIGUERE	12,308
65	2/28	DETROIT	1-3 L	18-34-8/49	13	GIGUERE	15,761
66	3/2	DALLAS	2-5 L	18-35-8/49	10, 17	GIGUERE	14,640
67	3/4	LOS ANGELES	4-0 W	19-35-8/51	32, 8, 9, 9	GIGUERE	17,174
68	3/7	MONTREAL	4-2 W	20-35-8/53	9, 17, 9, 15	GIGUERE	12,568
69	3/9	CHICAGO	3-1 W	21-35-8/55	9, 10, 9*S	GIGUERE	13,492
70	3/11	NASHVILLE	1-0 W (OT)	22-35-8/57	25	GIGUERE	13,888
71	3/13	@ WASHINGTON	2-0 W	23-35-8/59	26, 15	GIGUERE	14,502
72	3/14	@ TORONTO	2-3 L	23-36-8/59	9, 9	GIGUERE	19,038
73	3/16	@ OTTAWA	1-4 L	23-37-8/59	40	GIGUERE	18,500
74	3/18	@ CHICAGO	4-1 W	24-37-8/61	11, 19, 16, 26*	GIGUERE	15,014
75	3/21	@ DALLAS	0-8 L	24-38-8/61	NONE	GIGUERE/NAUMENKO	17,001
76	3/24	@ LOS ANGELES	3-3 T (OT)	24-38-9/62	27, 13, 10+	GIGUERE	18,118
77	3/29	@ SAN JOSE	4-7 L	24-39-9/62	9, 9, 13, 9	GIGUERE	17,496
78	3/30	@ VANCOUVER	2-2 T (OT)	24-39-10/63	11, 9	GIGUERE	18,422
79	4/1	VANCOUVER	2-1 W	25-39-10/65	27, 18	GIGUERE	16,006
80	4/4	@ COLORADO	1-1 T (OT)	25-39-11/66	9	GIGUERE	18,007
81	4/6	PHOENIX	2-5 L	25-40-11/66	32, 9	NAUMENKO	16,082
82	4/8	SAN JOSE	1-4 L	25-41-11/66	10	GIGUERE	17,174

GOAL KEY: UNDERLINE = POWER PLAY GOAL, * = SHORTHANDED GOAL, BOLD = GAME-WINNING GOAL, + = GAME-TYING GOAL, S = EMPTY NET GOAL, ITALIC = PENALTY SHOT GOAL ^ = SELL-OUT AT THE ARROWHEAD POND OF ANAHEIM. WHEN TWO GOALTENDERS PLAY IN ONE GAME, ALL CAPS RECEIVED DECISION.

1999-00 MIGHTY DUCKS OF ANAHEIM



Front Row (sitting) L-R: Dominic Rousset, Assistant General Manager David McNab, President and General Manager Pierre Gauthier, Alternate Captain Teemu Selanne, Captain Paul Kariya, Alternate Captain Kevin Haller, Chairman and Governor Tony Tavares, Head Coach Craig Hartsburg, Guy Hebert. **Second Row L-R:** Assistant Equipment Manager John Alloway, Equipment Manager Mark O'Neill, Assistant Coach George Burnett, Jeff Nielsen, Matt Cullen, Marty McInnis, Ted Donato, Assistant Coach Newell Brown, Head Athletic Trainer Chris Phillips, Assistant Athletic Trainer Greg Thayer. **Third Row L-R:** Kip Miller, Tony Hrkac, Pascal Trepanier, Ruslan Salei, Oleg Tverdovsky, Fredrik Olausson, Niclas Havelid, Jorgen Jonsson, Ladislav Kohn. **Top Row L-R:** Mike Leclerc, Antti Aalto, Pavel Trnka, Stu Grimson, Steve Rucchin, Ed Ward, Jason Marshall, Vitaly Vishnevski.

1999-00 SEASON:

The Mighty Ducks finished 34-33-12-3 for 83 points... Anaheim went 3-2-0-1 in the last six games, 7-5-2-2 in the last 16 games and 14-10-6-2 in its last 32 contests...the Ducks were 19-13-7-2 at home, including 6-0-2-2 in their last 10 games...Anaheim was 7-1-3-2 in the last 13, and 12-7-3-2 in the last 24 games @ the Arrowhead Pond...the Ducks finished 15-20-5-1 on the road, including 7-7-3-1 in their last 18 road games...Anaheim had a five-game road unbeaten streak (3-0-2-0) snapped Feb. 12 @ STL, tying for the club's longest road unbeaten streak (done four other times)...the Ducks' five-game road winning streak from Nov. 26-Dec. 26 set a new club-record (old record was four games)...Oleg Tverdovsky was the only Duck to play in all 82 games, while

also leading all team defensemen in points (51)...Paul Kariya ranked fourth in the NHL in scoring with 86 points (leading the Ducks), despite missing eight games due to injury... Teemu Selanne finished the 1999-2000 season ranked fifth in the NHL in scoring with 85 points...despite missing 11 games due to injury, Steve Rucchin ranked second in the NHL in total faceoff wins (1,066- behind only Adam Oates)...defenseman Fredrik Olausson announced his retirement following the club's last game, finishing his final NHL season with 15-19=34 points in 70 games...Guy Hebert had most of the work in goal, playing in 68 games...he appeared in his 400th game as a Mighty Duck in the season finale Apr. 9 vs. Los Angeles.


1999-00 GAME-BY-GAME



GAME	DATE	OPPONENT	RESULT	RECORD/P.TS.	DUCKS GOALS (BY #)	ANA. GOALTENDER(S)	ATTENDANCE
1	10/2	@ DALLAS	0-2 L	01-00/0	NONE	HERBERT	17,001
2	10/5	@ PHOENIX	0-4 L	02-00/0	NONE	HERBERT/ROUSSEL	15,780
3	10/8	DALLAS	3-0 W	1-2-00/2	5, 8, 10	HERBERT	17,174
4	10/11	SAN JOSE	5-3 W	2-2-00/4	17, 2, 10, 16, 20S	HERBERT	13,571
5	10/13	@ NEW JERSEY	2-3 L	2-3-00/4	9, 20	HERBERT	11,109
6	10/15	@ TAMPA BAY	3-2 W	3-3-00/6	21, 9, 12	ROUSSEL	11,616
7	10/16	@ FLORIDA	2-3 L (OT)	3-3-01/7	12, 20	HERBERT	14,854
8	10/19	@ WASHINGTON	7-1 W	4-3-01/9	7, 8, 12, 17, 8, 14, 12	HERBERT	10,522
9	10/21	@ CHICAGO	5-5 T (OT)	4-3-1/10	18, 9, 14, 16, 8+	HERBERT	14,093
10	10/24	BOSTON	2-3 L	4-4-1/10	17, 10	HERBERT	14,712
11	10/27	PITTSBURGH	2-1 W (OT)	5-4-1/12	16, 8	ROUSSEL	13,683
12	10/29	WASHINGTON	5-2 W	6-4-1/14	9, 8, 10, 2, 9	HERBERT	13,586
13	10/31	PHOENIX	0-3 L	6-5-1/14	NONE	HERBERT	13,896
14	11/3	PHILADELPHIA	3-3 T (OT)	6-5-2/15	9, 2, 8	ROUSSEL	13,898
15	11/7	EDMONTON	3-1 W	7-5-2/17	16, 8, 17	HERBERT	13,555
16	11/9	@ TORONTO	2-0 W	8-5-2/19	16, 9S	HERBERT	19,148
17	11/11	@ MONTREAL	1-2 L	8-6-2/19	17	HERBERT	20,573
18	11/13	@ OTTAWA	2-4 L	8-7-2/19	9, 19	HERBERT	18,500
19	11/15	@ DETROIT	3-6 L	8-8-2/19	21, 9, 19	ROUSSEL	19,983
20	11/17	CALGARY	2-1 W	9-8-2/21	14, 29	HERBERT	12,928
21	11/19	CHICAGO	4-2 W	10-8-2/23	16, 20, 28, 2	HERBERT	15,264
22	11/22	MONTREAL	1-2 L	10-9-2/23	21	HERBERT	12,496
23	11/24	NEW JERSEY	1-2 L	10-10-2/23	2	HERBERT	13,474
24	11/26	@ DALLAS	4-2 W	11-10-2/25	15, 8, 8, 8	HERBERT	17,001
25	11/27	@ NASHVILLE	4-3 W	12-10-2/27	20, 9, 9, 20	HERBERT	17,113
26	12/1	TAMPA BAY	2-4 L	12-11-2/27	9, 12	HERBERT	12,047
27	12/3	LOS ANGELES	1-1 T (OT)	12-11-3/28	7+	HERBERT	17,174
28	12/4	@ PHOENIX	2-1 W	13-11-3/30	33, 21	HERBERT	14,904
29	12/8	VANCOUVER	2-2 T (OT)	13-11-4/31	9, 20+	HERBERT	12,488
30	12/10	COLORADO	1-2 L	13-12-4/31	24	HERBERT	13,927
31	12/12	ATLANTA	4-1 W	14-12-4/33	8, 12, 29, 8S	ROUSSEL	12,886
32	12/15	@ COLORADO	4-2 W	15-12-4/35	19, 19, 21, 8	ROUSSEL	18,007
33	12/17	CHICAGO	2-0 W	16-12-4/37	28, 24	HERBERT	12,623
34	12/19	DETROIT	3-1 W	17-12-4/39	33, 17, 9	HERBERT	16,538
35	12/22	PHOENIX	2-8 L	17-13-4/39	9, 19	HERBERT/ROUSSEL	14,315
36	12/26	@ SAN JOSE	1-0 W	18-13-4/41	8	ROUSSEL	17,483
37	12/27	@ EDMONTON	1-4 L	18-14-4/41	15	ROUSSEL	17,100
38	12/29	@ CALGARY	1-3 L	18-15-4/41	21	HERBERT	15,511
39	12/31	@ DALLAS	4-5 L	18-16-4/41	17, 9, 9*, 21	HERBERT	17,001
40	1/5	FLORIDA	1-5 L	18-17-4/41	19	HERBERT/ROUSSEL	13,024
41	1/7	@ CAROLINA	4-4 T (OT)	18-17-5/42	8, 16*, 33, 19	ROUSSEL	12,002
42	1/8	@ DETROIT	3-5 L	18-18-5/42	12, 9*, 32	HERBERT	19,983
43	1/12	OTTAWA	0-2 L	18-19-5/42	NONE	HERBERT	12,501
44	1/14	ST. LOUIS	3-1 W	19-19-5/44	16, 9, 29	HERBERT	14,906
45	1/15	@ PHOENIX	2-4 L	19-20-5/44	2, 9	HERBERT	16,210
46	1/17	BUFFALO	0-5 L	19-21-5/44	NONE	ROUSSEL	13,617
47	1/19	DALLAS	3-1 W	20-21-5/46	14, 9, 9S	HERBERT	13,723
48	1/21	COLORADO	3-3 T (OT)	20-21-6/47	10, 9, 8+	HERBERT	17,174
49	1/22	@ SAN JOSE	3-4 L	20-22-6/47	8, 9, 9	HERBERT	17,483
50	1/26	NY ISLANDERS	2-4 L	20-23-6/47	8, 9	HERBERT	12,790
51	1/29	@ PITTSBURGH	7-1 W	21-23-6/49	8, 14, 9, 17, 20, 9, 15	HERBERT	17,124
52	1/31	@ BOSTON	4-2 W	22-23-6/51	9, 8, 8, 9	HERBERT	15,689
53	2/1	@ BUFFALO	2-2 T (OT)	22-23-7/52	2, 20+	HERBERT	18,690
54	2/3	@ PHILADELPHIA	3-3 T (OT)	22-23-8/53	10, 19, 8	HERBERT	19,742
55	2/8	@ LOS ANGELES	5-3 W	23-23-8/55	17, 6, 10, 20, 9	HERBERT	18,118
56	2/9	DALLAS	3-5 L	23-24-8/55	2, 17, 9	HERBERT	13,684
57	2/12	@ ST. LOUIS	3-6 L	23-25-8/55	11, 9, 9	HERBERT	20,216
58	2/14	@ CHICAGO	4-3 W	24-25-8/57	17, 20, 11, 21	ROUSSEL	13,737
59	2/16	CALGARY	6-5 W (OT)	25-25-8/59	5, 20, 9, 20, 2, 10	HERBERT	12,956
60	2/18	SAN JOSE	4-4 T (OT)	25-25-9/60	17, 8, 10, 24	HERBERT	16,868
61	2/21	ST. LOUIS	2-4 L	25-26-9/60	21, 24	ROUSSEL	13,346
62	2/23	VANCOUVER	4-4 T (OT)	25-26-10/61	10, 8, 20, 29+	HERBERT	12,682
63	2/27	EDMONTON	3-2 W	26-26-10/63	16, 2, 5	ROUSSEL	17,174
64	2/29	@ SAN JOSE	4-2 W	27-26-10/65	17, 16, 10, 12	HERBERT	17,483
65	3/2	@ VANCOUVER	1-3 L	27-27-10/65	11	HERBERT	13,918
66	3/3	@ CALGARY	1-4 L	27-28-10/65	11	HERBERT/ROUSSEL	16,430
67	3/5	NASHVILLE	1-0 W	28-28-10/67	22	HERBERT	13,601
68	3/8	NY RANGERS	3-4 L (OT)	28-28-10/68	15, 20, 8	HERBERT	13,545
69	3/11	@ ST. LOUIS	1-1 T (OT)	28-28-11/2/69	2+	HERBERT/ROUSSEL	20,274
70	3/14	@ COLORADO	2-4 L	28-29-11/2/69	10, 21	ROUSSEL	18,007
71	3/15	LOS ANGELES	2-2 T (OT)	28-29-12/2/70	20, 10	HERBERT	17,174
72	3/17	SAN JOSE	4-2 W	29-29-12/2/72	8, 2, 10, 8S	HERBERT	16,573
73	3/19	DETROIT	3-1 W	30-29-12/2/74	2, 9	HERBERT	17,174
74	3/21	@ LOS ANGELES	5-2 W	31-29-12/76	21, 14, 11, 29, 9	HERBERT	17,494
75	3/22	@ EDMONTON	1-2 L	31-30-12/76	33	HERBERT	15,673
76	3/24	@ VANCOUVER	1-8 L	31-31-12/76	9	HERBERT/ROUSSEL	18,422
77	3/26	PHOENIX	4-3 W (OT)	32-31-12/78	8, 8, 2, 10	HERBERT	17,174
78	4/1	@ LOS ANGELES	1-2 L	32-32-12/78	8	HERBERT	18,118
79	4/3	NASHVILLE	3-1 W	33-32-12/80	20, 22, 11	HERBERT	15,759
80	4/5	@ CHICAGO	2-5 L	33-33-12/80	24, 9	HERBERT	15,112
81	4/7	@ NASHVILLE	5-1 W	34-33-12/82	20, 9*, 14, 20, 9	HERBERT	17,113
82	4/9	LOS ANGELES	3-4 L (OT)	34-33-12-3/83	9, 8, 8	HERBERT	17,174

GOAL KEY: UNDERLINE = POWER PLAY GOAL, * = SHORTHANDED GOAL, BOLD = GAME-WINNING GOAL, + = GAME-TYING GOAL, S = EMPTY NET GOAL, ITALIC = PENALTY SHOT GOAL, ^ = SELLOUT AT THE ARROWHEAD POND OF ANAHEIM. WHEN TWO GOALTENDERS PLAY IN ONE GAME, ALL CAPS RECEIVED DECISION.

1998-99 MIGHTY DUCKS OF ANAHEIM



Front Row (sitting) L-R: Dominic Roussel, Assistant Coach George Burnett, Assistant General Manager David McNab, President and General Manager Pierre Gauthier, Alternate Captain Teemu Selanne, Captain Paul Kariya, Alternate Captain Kevin Haller, Chairman and Governor Tony Tavares, Head Coach Craig Hartsburg, Assistant Coach Newell Brown, Guy Hebert. **Second Row L-R:** Assistant Trainer Greg Thayer, Head Trainer Greg Smith, Ted Drury, Matt Cullen, Steve Rucchin, Jason Marshall, Ruslan Salei, Goaltending Coach Francois Allaire, Head Equipment Manager Mark O'Neill, Assistant Equipment Manager John Alloway. **Third Row L-R:** Jeff Nielsen, Fredrik Olausson, Tomas Sandstrom, Travis Green, Johan Davidsson, Pascal Trepanier, Marty McInnis. **Top Row L-R:** Antti Aalto, Dan Trebil, Stu Grimson, Jim McKenzie, Jamie Pushor, Pavel Trnka.

POSTSEASON NOTES IN PLAYOFF SECTION

1998-99 SEASON:

The Mighty Ducks finished the season with a mark of 35-34-13 for 83 points, good for sixth in the Western Conference...the Ducks were a franchise-high five games over .500 five times (latest being a 34-29-12 record after a 2-2 tie @ the NYI on Apr. 3)...the club's 83 points were 18 more than they had in 1997-98 (65 points), the third largest increase in the NHL... Anaheim lost only 12 of its last 34 games (18-12-4) and finished one win shy of equaling the club-record for wins in one season...the club led the league in power play percentage with a 22.0% mark (83-for-378)...the Ducks' 79 PPG's from Nov. 1 through the end of the regular season were 15 more than anyone else in the NHL...Anaheim was 28-3-7 when leading after two periods...home record was 21-14-6 (7-3-2 in last 12)...the Ducks established a club-record seven-game winning streak from Feb. 20-Mar. 7...Paul Kariya and Teemu

Selanne combined to average 2.66 points-per-game, leading the league...Teemu Selanne's 47 goals earned him the first-ever Maurice "The Rocket" Richard Trophy, awarded to the NHL's highest goal scorer...Paul Kariya's 429 shots were the second-highest total in NHL history...Fredrik Olausson set club-records for defensemen in goals (16), assists (40) & points (56)...Guy Hebert and Dominic Roussel combined for a .921 SV%, the second-highest in the league...Hebert received most of the workload, ranking second in the NHL in games (68), and second in minutes (4083), while also ranking eighth in wins (31), and tied-for-fourth in shutouts (6)...Kevin Haller and Paul Kariya were the only two players to appear in all 82 regular season games.


1998-99 GAME-BY-GAME



GAME	DATE	OPPONENT	RESULT	RECORD/PTS.	DUCKS GOALS (BY #)	ANA. GOALTENDER(S)	ATTENDANCE
1	10/10	@ WASHINGTON	0-1 L	0-1/0/0	NONE	ROUSSEL	19,740
2	10/11	@ PHILADELPHIA	1-4 L	0-2/0/0	9	HEBERT	19,519
3	10/13	@ MONTREAL	0-1 L	0-3/0/0	NONE	HEBERT	20,046
4	10/15	@ CHICAGO	5-3 W	1-3/2/2	8, 25, 9*, 17, 8	HEBERT	14,710
5	10/21	BOSTON	3-0 W	2-3/4/4	33, 9, 2	HEBERT	^17,174
6	10/25	PHOENIX	2-2 T (OT)	2-3/1/5	8, 20+	HEBERT	16,113
7	10/28	TAMPA BAY	5-3 W	3-3/1/7	9, 17, 32, 32, 85	HEBERT	13,963
8	10/30	@ DALLAS	3-3 T (OT)	3-3/2/8	9, 20, 8+	HEBERT	16,928
9	10/31	@ ST. LOUIS	2-2 T (OT)	3-3/3/9	8, 9	HEBERT	13,941
10	11/4	ST. LOUIS	1-3 L	3-4/3/9	17	HEBERT	14,710
11	11/6	SAN JOSE	2-2 T (OT)	3-4-4/10	17, 24	HEBERT	15,958
12	11/8	DETROIT	2-3 L	3-5-4/10	17, 16	HEBERT	^17,174
13	11/11	CAROLINA	5-4 W (OT)	4-5-4/12	16, 8, 33, 9, 20	HEBERT	14,668
14	11/13	@ VANCOUVER	2-5 L	4-4-4/12	16, 20	ROUSSEL	15,582
15	11/14	@ CALGARY	1-0 W	5-4-4/14	25	HEBERT	16,288
16	11/16	LOS ANGELES	3-1 W	6-4-4/16	39*, 22, 95	HEBERT	16,067
17	11/18	NY RANGERS	3-1 W	7-4-4/18	20, 16, 95	HEBERT	15,245
18	11/20	EDMONTON	2-3 L (OT)	7-7-4/18	14, 9	HEBERT	16,367
19	11/22	CHICAGO	4-1 W	8-7-4/20	32, 16, 20, 14	HEBERT	16,423
20	11/25	@ DETROIT	2-5 L	8-8-4/20	9, 9	HEBERT	19,983
21	11/27	@ NASHVILLE	1-3 L	8-9-4/20	9	ROUSSEL	17,298
22	11/29	@ CAROLINA	1-3 L	8-10-4/20	39	HEBERT	6,871
23	12/1	@ PITTSBURGH	4-4 T (OT)	8-10-5/21	39, 2, 20, 39	HEBERT	11,314
24	12/3	@ CHICAGO	1-4 L	8-11-5/21	14	HEBERT	16,149
25	12/6	@ SAN JOSE	2-1 W	9-11-5/23	11, 16	HEBERT	16,321
26	12/9	VANCOUVER	4-4 T (OT)	9-11-6/24	22, 20, 22, 16	HEBERT	14,100
27	12/11	WASHINGTON	1-0 W	10-11-6/26	16	HEBERT	14,631
28	12/13	LOS ANGELES	3-0 W	11-11-6/28	8, 8, 9	HEBERT	^17,174
29	12/16	NASHVILLE	6-1 W	12-11-6/30	4, 8, 39, 39, 20, 8	HEBERT	14,222
30	12/18	NY ISLANDERS	2-2 T (OT)	12-11-7/31	8, 2	HEBERT	14,419
31	12/21	COLORADO	2-4 L	12-12-7/31	8, 39	HEBERT	16,568
32	12/22	@ COLORADO	1-0 W	13-12-7/33	19*	ROUSSEL	16,061
33	12/28	@ OTTAWA	2-2 T (OT)	13-12-8/34	2, 16*	ROUSSEL	18,500
34	12/30	@ TORONTO	1-4 L	13-13-8/34	8	HEBERT	15,726
35	1/1	@ BUFFALO	7-2 W	14-13-8/36	20, 24, 20, 8, 39, 8, 8	HEBERT	18,595
36	1/2	@ BOSTON	1-2 L	14-14-8/36	8	HEBERT	17,545
37	1/4	@ NASHVILLE	1-2 L	14-15-8/36	2	HEBERT	13,507
38	1/6	BUFFALO	2-3 L (OT)	14-16-8/36	20, 8	HEBERT	15,002
39	1/8	PHOENIX	4-1 W	15-16-8/38	2, 20, 9, 9	ROUSSEL	16,308
40	1/10	EDMONTON	6-4 W	16-16-8/40	2, 9, 39, 8, 8, 11*	ROUSSEL/HEBERT	^17,174
41	1/13	CALGARY	1-2 L	16-17-8/40	2	HEBERT	13,542
42	1/15	DALLAS	1-3 L	16-18-8/40	2	HEBERT	17,150
43	1/18	PITTSBURGH	5-3 W	17-18-8/42	2, 16, 17, 16, 95	HEBERT	15,016
44	1/20	NEW JERSEY	3-4 L	17-19-8/42	9, 20, 18	ROUSSEL	14,027
45	1/21	@ PHOENIX	3-3 T (OT)	17-19-9/43	18, 16, 9	ROUSSEL	16,210
46	1/27	COLORADO	3-4 L	17-20-9/43	20, 8, 20	HEBERT	15,011
47	1/28	@ COLORADO	2-6 L	17-21-9/43	16, 11	HEBERT	16,061
48	1/30	@ EDMONTON	0-1 L	17-22-9/43	NONE	HEBERT	17,100
49	2/3	CHICAGO	3-0 W	18-22-9/45	9, 11, 165	HEBERT	15,254
50	2/5	@ TAMPA BAY	5-3 W	19-22-9/47	11, 9, 20, 2, 9	HEBERT	10,872
51	2/6	@ ST. LOUIS	4-3 W	20-22-9/49	11, 16, 2, 27	HEBERT	20,290
52	2/10	PHILADELPHIA	5-4 W	21-22-9/51	8, 2, 8, 20, 2	HEBERT	16,357
53	2/12	DALLAS	2-3 L	21-23-9/51	8, 17	HEBERT	16,230
54	2/14	@ PHOENIX	5-1 W	22-23-9/53	8, 20, 18, 20, 33	HEBERT	16,210
55	2/15	@ LOS ANGELES	3-1 W	23-23-9/55	17, 17, 95	HEBERT	14,664
56	2/17	EDMONTON	2-6 L	23-24-9/55	8, 20	HEBERT/ROUSSEL	14,540
57	2/19	@ CALGARY	3-6 L	23-25-9/55	8, 17, 8	HEBERT	16,347
58	2/20	@ VANCOUVER	5-1 W	24-25-9/57	39, 8, 8, 9, 16	HEBERT	18,422
59	2/24	@ EDMONTON	2-1 W	25-25-9/59	8, 9	ROUSSEL	16,001
60	2/26	SAN JOSE	3-1 W	26-25-9/61	20, 8, 39	HEBERT	^17,174
61	2/27	@ SAN JOSE	4-1 W	27-25-9/63	8, 39, 9, 5	HEBERT	17,483
62	3/3	LOS ANGELES	2-1 W	28-25-9/65	11, 8	HEBERT	^17,174
63	3/5	NASHVILLE	3-2 W	29-25-9/67	19, 8, 19	ROUSSEL	15,839
64	3/7	DETROIT	3-1 W	30-25-9/69	16, 20*, 17	HEBERT	^17,174
65	3/10	VANCOUVER	4-4 T (OT)	30-25-10/70	18, 9, 8, 9	HEBERT	14,199
66	3/12	@ DALLAS	0-4 L	30-26-10/70	NONE	HEBERT/ROUSSEL	16,928
67	3/13	@ PHOENIX	0-1 L	30-27-10/70	NONE	HEBERT	16,210
68	3/17	OTTAWA	2-2 T (OT)	30-27-11/71	27, 11	HEBERT	16,026
69	3/18	@ LOS ANGELES	4-2 W	31-27-11/73	23, 8, 9, 8	HEBERT	12,037
70	3/21	FLORIDA	2-5 L	31-28-11/73	8, 18	HEBERT	16,434
71	3/26	DALLAS	5-1 W	32-28-11/75	16, 11, 8, 8, 9	HEBERT	16,533
72	3/28	CALGARY	5-1 W	33-28-11/77	9, 8, 19, 9, 33	HEBERT	15,975
73	3/31	@ NEW JERSEY	1-7 L	33-29-11/77	9	HEBERT/ROUSSEL	17,239
74	4/2	@ N.Y. RANGERS	4-1 W	34-29-11/79	8, 39, 8, 9	HEBERT	18,200
75	4/3	@ N.Y. ISLANDERS	2-2 T (OT)	34-29-12/80	2, 11+	ROUSSEL	12,297
76	4/5	@ DETROIT	2-3 L	34-30-12/80	17, 11	HEBERT	19,983
77	4/7	@ DALLAS	1-5 L	34-31-12/80	9	ROUSSEL/HEBERT	16,928
78	4/9	SAN JOSE	1-4 L	34-32-12/80	17	HEBERT	^17,174
79	4/11	PHOENIX	3-0 W	35-32-12/82	9, 19, 85	HEBERT	^17,174
80	4/14	ST. LOUIS	1-3 L	35-33-12/82	9	HEBERT	16,510
81	4/15	@ LOS ANGELES	3-4 L (OT)	35-34-12/82	17, 2, 8	ROUSSEL	14,669
82	4/17	@ SAN JOSE	3-3 T (OT)	35-34-13/83	33, 9, 17	ROUSSEL	17,483

GOAL KEY: UNDERLINE = POWER PLAY GOAL, * = SHORTHANDED GOAL, BOLD = GAME-WINNING GOAL, + = GAME-TYING GOAL, \$ = EMPTY NET GOAL, ITALIC = PENALTY SHOT GOAL, ^ = SELLOUT AT THE ARROWHEAD POND OF ANAHEIM. WHEN TWO GOALTENDERS PLAY IN ONE GAME, ALL CAPS RECEIVED DECISION.

1997-98 MIGHTY DUCKS OF ANAHEIM



Front Row (sitting) L-R: Mikhail Shtalenkov, Assistant Coach Don Hay, Assistant General Manager David McNab, President Tony Tavares, Alternate Captain Teemu Selanne, Captain Paul Kariya, Alternate Captain David Karpis, Vice President/General Manager Jack Ferreira, Head Coach Pierre Pagé, Assistant Coach Walt Kyle, Guy Hebert. **Second Row L-R:** Head Athletic Trainer Greg Smith, Goaltending Consultant François Allaire, Scott Young, Tomas Sandstrom, Steve Rucchin, Brent Severyn, Doug Houda, Tom Askey, Equipment Manager Mark O'Neill, Assistant Equipment Manager John Alloway. **Third Row L-R:** Massage Therapist John Worth, Strength & Conditioning Coach Todd Norman, Ted Drury, Drew Bannister, Shawn Antoski, Jamie Pushor, Jason Marshall, Travis Green, Assistant Trainer Greg Thayer. **Top Row L-R:** Josef Marha, Mike Leclerc, Matt Cullen, Pavel Trnka, Ruslan Salei, Jeremy Stevenson, J.F. Jomphe, Jeff Nielsen. **Unavailable for photo:** Frank Banham.

1997-98 SEASON:

The Ducks finished the season 26-43-13 for 65 points...the club went 6-7-4 over the last 17 games...Anaheim enjoyed the most success vs. the Atlantic Division, going 7-3-4 (.643 winning percentage) - marking the second best winning percentage vs. any division in franchise history (record is 66.7%, set in 1995-96 when the Ducks went 8-4-0 vs. the Northeast)...Anaheim had three players that ranked among NHL league leaders (including rookie leaders) in several categories (Selanne, Rucchin & Cullen)...the Mighty Ducks and Vancouver Canucks opened up their '97-98 NHL regular seasons with a two-game set in Tokyo on Oct. 3-4. The games

marked the first NHL regular season contests outside of North America...Teemu Selanne's sensational season included an 11-game goal scoring streak, three hat tricks, 10 game-winning goals, a club-record 13 goals in a month (November), a hat trick in the All-Star game, a Bronze Medal at the Winter Olympics, and a league-leading 52 goals (tied with Peter Bondra)...Selanne also became just the fourth player in NHL history to record at least 25% of his teams goals in one season...Paul Kariya suffered a season-ending concussion on Feb. 1 vs. Chicago and appeared in only 22 games on the season.


1997-98 GAME-BY-GAME



GAME	DATE	OPPONENT	RESULT	RECORD/P.TS.	DUCKS GOALS (BY #)	ANA. GOALTENDER(S)	ATTENDANCE
1	10/3	@ VANCOUVER (JAPAN)	2-3 L	0-1-0/0	48, 11	HEBERT	10,500
2	10/4	VANCOUVER (JAPAN)	3-2 W	1-1-0/2	8, 17, 36	SHTALENKOV	10,500
3	10/10	OTTAWA	1-1 T (OT)	1-1-1/3	21-	HEBERT	17,174
4	10/13	BOSTON	0-3 L	1-2-1/3	NONE	HEBERT	16,486
5	10/15	PHILADELPHIA	2-2 T (OT)	1-2-2/4	16, 17-	SHTALENKOV	17,121
6	10/17	EDMONTON	2-1 W	2-2-2/6	29, 15	HEBERT	16,565
7	10/19	N.Y. ISLANDERS	2-5 L	2-3-2/6	15, 21	HEBERT, SHTALENKOV	17,112
8	10/21	@ PHOENIX	4-3 W	3-3-2/8	12, 8, 13, 10	SHTALENKOV	13,779
9	10/22	DETROIT	1-4 L	3-4-2/8	8	HEBERT	17,053
10	10/25	@ N.Y. ISLANDERS	4-2 W	4-4-2/10	17, 15, 8, 48* S	SHTALENKOV	14,523
11	10/26	@ N.Y. RANGERS	3-3 T (OT)	4-4-3/11	8, 8, 8+	HEBERT	18,200
12	10/28	@ TORONTO	2-2 T (OT)	4-4-4/12	21, 8+	SHTALENKOV	15,707
13	10/30	@ BOSTON	3-0 W	5-4-4/14	8, 10, 8	HEBERT	13,153
14	11/2	@ DETROIT	3-4 L	5-5-4/14	8, 20, 15	SHTALENKOV	19,983
15	11/5	TAMPA BAY	5-2 W	6-5-4/16	13, 13, 8, 17, 8	HEBERT	17,067
16	11/7	@ CALGARY	4-3 W (OT)	7-5-4/18	8, 24, 48, 48	HEBERT	16,487
17	11/8	@ VANCOUVER	3-2 W	8-5-4/20	48, 24, 8	SHTALENKOV	18,422
18	11/10	SAN JOSE	4-6 L	8-6-4/20	8, 8, 8, 23	HEBERT	17,174
19	11/12	MONTREAL	3-4 L (OT)	8-7-4/20	12, 14*, 24*	HEBERT	17,174
20	11/14	VANCOUVER	3-3 T (OT)	8-7-5/21	8, 8, 13*	SHTALENKOV	17,174
21	11/16	DALLAS	0-4 L	8-8-5/21	NONE	SHTALENKOV	17,174
22	11/18	@ SAN JOSE	2-4 L	8-9-5/21	20, 12	HEBERT	16,645
23	11/19	CHICAGO	0-4 L	8-10-5/21	NONE	HEBERT	16,641
24	11/22	@ ST. LOUIS	2-0 W	9-10-5/23	40, 19	HEBERT	20,184
25	11/24	@ DALLAS	0-5 L	9-11-5/23	NONE	HEBERT, SHTALENKOV	15,851
26	11/26	NEW JERSEY	2-0 W	10-11-5/25	18, 20S	HEBERT	17,174
27	11/28	@ EDMONTON	3-1 W	11-11-5/27	8, 14*, 40	HEBERT	17,099
28	11/29	@ CALGARY	2-3 L (OT)	11-12-5/27	8, 8	SHTALENKOV	18,334
29	12/2	@ TORONTO	3-3 T (OT)	11-12-6/28	17, 14, 24+	HEBERT	15,620
30	12/3	@ BUFFALO	0-4 L	11-13-6/28	NONE	HEBERT	11,654
31	12/6	@ PITTSBURGH	2-5 L	11-14-6/28	8, 17*	HEBERT	15,216
32	12/10	PITTSBURGH	0-3 L	11-15-6/28	NONE	SHTALENKOV	17,036
33	12/12	WASHINGTON	6-4 W	12-15-6/30	8, 20, 36, 9, 8, 9S	HEBERT	17,174
34	12/17	TORONTO	2-6 L	12-16-6/30	40, 9	HEBERT	16,807
35	12/19	PHOENIX	2-4 L	12-17-6/30	9, 14	SHTALENKOV, HEBERT	16,560
36	12/21	SAN JOSE	2-4 L	12-18-6/30	8, 8	HEBERT	17,174
37	12/22	CALGARY	5-1 W	13-18-6/32	8, 12, 8, 19, 15	SHTALENKOV	16,975
38	12/27	@ ST. LOUIS	5-5 T (OT)	13-18-7/33	8, 16, 16, 9, 48	SHTALENKOV, HEBERT	20,381
39	12/28	@ CHICAGO	0-2 L	13-19-7/33	NONE	HEBERT	21,266
40	12/30	@ CAROLINA	1-2 L	13-20-7/33	8	HEBERT	8,309
41	1/1	@ WASHINGTON	2-3 L	13-21-7/33	7, 18	HEBERT	19,011
42	1/3	@ TAMPA BAY	4-1 W	14-21-7/35	18, 9, 14, 20	HEBERT	14,221
43	1/4	@ FLORIDA	3-3 T (OT)	14-21-8/36	9, 20*, 8+	HEBERT	14,703
44	1/7	BUFFALO	2-3 L	14-22-8/36	9, 13	HEBERT/SHTALENKOV	17,049
45	1/9	EDMONTON	1-5 L	14-23-8/36	14	HEBERT	17,174
46	1/11	DALLAS	2-1 W (OT)	15-23-8/38	19, 14	HEBERT	17,154
47	1/12	@ LOS ANGELES	2-3 L (OT)	15-24-8/38	18, 9	HEBERT	16,005
48	1/14	COLORADO	0-2 L	15-25-8/38	NONE	HEBERT	17,174
49	1/21	FLORIDA	8-3 W	16-25-8/40	9, 14, 9, 8, 9, 45, 16, 8	HEBERT	17,001
50	1/22	@ COLORADO	4-3 W	17-25-8/42	20, 16, 15, 9	SHTALENKOV	16,061
51	1/24	LOS ANGELES	3-3 T (OT)	17-25-9/43	8, 20, 9+	HEBERT	17,174
52	1/27	@ SAN JOSE	2-4 L	17-26-9/43	8, 9	SHTALENKOV	16,878
53	1/28	CALGARY	2-5 L	17-27-9/43	10, 48	HEBERT	16,758
54	2/1	CHICAGO	4-3 W (OT)	18-27-9/45	9, 9, 8, 8	HEBERT	17,174
55	2/4	NY RANGERS	3-2 W	19-27-9/47	20, 8, 8	HEBERT	17,174
56	2/7	LOS ANGELES	2-5 L	19-28-9/47	39, 45	HEBERT	17,174
57	2/25	@ VANCOUVER	2-5 L	19-29-9/47	33, 52	HEBERT	18,422
58	2/27	@ EDMONTON	4-0 W	20-29-9/49	20, 20, 23, 6+S	SHTALENKOV	17,099
59	3/1	ST. LOUIS	2-6 L	20-30-9/49	45, 48	SHTALENKOV/HEBERT	17,174
60	3/4	DETROIT	0-2 L	20-31-9/49	NONE	SHTALENKOV	17,174
61	3/6	SAN JOSE	0-3 L	20-32-9/49	NONE	HEBERT	17,174
62	3/8	CAROLINA	1-3 L	20-33-9/49	24	HEBERT/SHTALENKOV	17,174
63	3/9	@ LOS ANGELES	3-4 L (OT)	20-34-9/49	48*, 20, 8	SHTALENKOV	12,671
64	3/11	TORONTO	1-3 L	20-35-9/49	8	SHTALENKOV	17,174
65	3/13	@ DALLAS	3-6 L	20-36-9/49	29, 45, 10	SHTALENKOV/ASKEY	16,928
66	3/15	COLORADO	5-3 W	21-36-9/51	29, 17, 45, 10, 8S	SHTALENKOV	17,174
67	3/18	@ NEW JERSEY	0-3 L	21-37-9/51	NONE	SHTALENKOV	19,040
68	3/19	@ PHILADELPHIA	3-3 T (OT)	21-37-10/52	48, 8, 29+	SHTALENKOV	19,670
69	3/21	@ MONTREAL	5-4 W	22-37-10/54	29, 8, 48, 17, 8	SHTALENKOV	21,273
70	3/22	@ OTTAWA	5-2 W	23-37-10/56	29, 8, 20, 8, 8S	SHTALENKOV	17,177
71	3/25	@ CHICAGO	3-2 W	24-37-10/58	10, 48, 8	SHTALENKOV	18,438
72	3/26	@ DETROIT	3-3 T (OT)	24-37-11/59	39, 46, 7+	SHTALENKOV	19,983
73	3/28	@ COLORADO	3-5 L	24-38-11/59	10, 29, 23	SHTALENKOV/ASKEY	16,061
74	4/1	PHOENIX	1-5 L	24-39-11/59	20	SHTALENKOV/ASKEY	17,174
75	4/3	@ PHOENIX	3-6 L	24-40-11/59	20, 10, 20	SHTALENKOV	16,210
76	4/5	CALGARY	3-3 T (OT)	24-40-12/60	8, 39, 39+	ASKEY	17,174
77	4/8	EDMONTON	4-2 W	25-40-12/62	17, 10, 20, 8S	SHTALENKOV	17,174
78	4/9	@ SAN JOSE	2-5 L	25-41-12/62	10, 13	SHTALENKOV/ASKEY	17,483
79	4/13	COLORADO	2-2 T (OT)	25-41-13/63	22, 29+	ASKEY	17,174
80	4/15	@ EDMONTON	3-5 L	25-42-13/63	45, 10, 29	SHTALENKOV	17,099
81	4/18	@ LOS ANGELES	4-1 W	26-42-13/65	7, 38, 29, 10	SHTALENKOV	16,005
82	4/19	ST. LOUIS	3-5 L	26-43-13/65	38, 39, 19	ASKEY	17,174

GOAL KEY: UNDERLINE = POWER PLAY GOAL, * = SHORTENED GOAL, BOLD = GAME-WINNING GOAL, + = GAME-TYING GOAL, S = EMPTY NET GOAL, ITALIC = PENALTY SHOT GOAL, ^ = SELLOUT AT THE ARROWHEAD POND OF ANAHEIM. WHEN TWO GOALTENDERS PLAY IN ONE GAME, ALL CAPS RECEIVED DECISIONS.

1996-97 MIGHTY DUCKS OF ANAHEIM



Front Row (sitting) L-R: Mikhail Shtalenkov, Head Coach Ron Wilson, Assistant General Manager David McNab, President Tony Tavares, Alternate Captain Bobby Dollos, Captain Paul Kariya, Alternate Captain Teemu Selanne, Vice President/General Manager Jack Ferreira, Vice President of Business Affairs Kevin Gilmore, Milos Holan, Guy Hebert. **Second Row L-R:** Head Athletic Trainer/Physical Therapist Paddy Jarit, Equipment Manager Mark O'Neill, Assistant Coach Walt Kyle, J.J. Daigneault, Ken Baumgartner, Jari Kurri, Brian Bellows, Joe Sacco, Assistant Coach Tim Army, Goaltending Consultant Francois Allaire, Assistant Equipment Manager John Alloway. **Third Row L-R:** Massage Therapist Dan Garcia, Warren Rychel, Dmitri Mironov, Steve Rucchin, Mark Janssens, Ted Drury, David Karpa, Kevin Todd, Strength & Conditioning Coach Dana White. **Top Row L-R:** Richard Park, Darren Van Impe, Sean Pronger, Shawn Antoski, Jason Marshall, Dan Trebil, J.F. Jomphe, Peter LeBoutillier.

POSTSEASON NOTES IN PLAYOFF SECTION

1996-97 SEASON:

Final Record: 36-33-13, 85 points (second, Pacific)... the club's first-ever winning season, earning the number four seed in the Western Conference playoffs and ninth-best record in the NHL...set a new club-record for points, overall wins, and home wins (23) in a season...had best record in West from Feb. 22-end of the season and the third-best record from Nov. 1-end of the season...home record was 23-12-6; road record was 13-21-7...Anaheim lost just three of its last 23 games, going 13-3-7 in that span, including a club-record 12-game unbeaten streak (7-0-5) from Feb. 22-Mar. 19...the Ducks finished 14-4-7 in their final 25 games, 16-6-7 in their last 29, and 22-12-8 in their last 42...had a franchise-record 14-game unbeaten streak (10-0-4) from Feb. 12-Apr. 9...Kariya/Selanne averaged a combined 1.41 points-per game, second in the league among tandems...Kariya and Selanne rank 1st and

2nd, respectively, in goals scored from Jan. 10-end of the season with 32 and 28. The 60 goals are 46.5% of Anaheim's 129 in those 41 games...Paul Kariya, Teemu Selanne and Guy Hebert were named to the All-Star Game...Kariya wins Lady Byng Trophy for the second consecutive year...Kariya and Selanne each are named First Team NHL All-Stars...NHL leaders included Guy Hebert - 3rd in saves (1961), 4th in shots (2133), 5th in SV%, 5th in games (67), 6th in minutes (3863), 9th in wins (29); Paul Kariya - 1st in GWG's (10), 1st in shots (340), 3rd in PPG's (15), 3rd in points (99), 6th in PP pts. (34), 9th in goals (44), 12th in assists (55); Teemu Selanne - 2nd in points (109), 2nd in goals (51), 5th in GWG's (8), 5th in shooting pct. (18.7%), 8th in PP pts. (32), 9th in assists (58)...finished 56-333 on the power play (16.8%); 62-336 on the penalty kill (81.5%).

1996-97 GAME-BY-GAME



GAME	DATE	OPPONENT	RESULT	RECORD/P.TS.	DUCKS GOALS (BY #)	ANA. GOALTENDER(S)	ATTENDANCE
1	10/5	@ TORONTO	1-4 L	0-1/0/0		HEBERT	15,746
2	10/7	@ MONTREAL	6-6 T (OT)	0-1-1/1	4, 17, 21, 8, 11, 2+	HEBERT	20,306
3	10/9	@ CHICAGO	2-0 W	1-1-1/3	8*, 32S	SHTALENKOV	17,795
4	10/10	@ COLORADO	6-6 T (OT)	1-1-2/4	13, 17, 21, 8, 16, 8+	HEBERT	16,061
5	10/12	@ PHOENIX	2-4 L	1-2-2/4		HEBERT	14,492
6	10/16	PHILADELPHIA	3-4 L	1-3-2/4	12, 16, 8	HEBERT	^17,174
7	10/18	SAN JOSE	1-4 L	1-4-2/4		HEBERT	^17,174
8	10/20	BOSTON	1-5 L	1-5-2/4		SHTALENKOV/HEBERT	^17,174
9	10/22	@ PHILADELPHIA	0-3 L	1-6-2/4	NONE	HEBERT/SHTALENKOV	18,812
10	10/24	@ HARTFORD	1-4 L	1-7-2/4		HEBERT	12,328
11	10/27	CALGARY	1-4 L	1-8-2/4		HEBERT/SHTALENKOV	16,592
12	10/30	VANCOUVER	3-6 L	1-9-2/4	4, 16*, 10	SHTALENKOV	16,232
13	11/1	SAN JOSE	4-3 W	2-9-2/6	16, 8, 8, 8	HEBERT	17,112
14	11/3	COLORADO	1-1 T (OT)	2-9-3/7		HEBERT	17,025
15	11/6	MONTREAL	5-6 L	2-10-3/7	12, 18, 16, 9, 9	HEBERT	15,935
16	11/8	LOS ANGELES	7-4 W	3-10-3/9	14, 20, 8, 16, 9, 18, 18S	SHTALENKOV	^17,174
17	11/11	DALLAS	2-3 L	3-11-3/9		SHTALENKOV	16,072
18	11/13	TORONTO	3-2 W	4-11-3/11	12, 18, 17	SHTALENKOV	16,342
19	11/15	@ DALLAS	3-4 L	4-12-3/11	46, 14, 8	HEBERT	16,217
20	11/17	@ ST. LOUIS	2-4 L	4-13-3/11	20, 10	SHTALENKOV	14,853
21	11/20	NY ISLANDERS	2-2 T (OT)	4-13-4/12	12, 8	HEBERT	16,597
22	11/23	@ SAN JOSE	3-0 W	5-13-4/14	9, 9, 16	HEBERT	17,442
23	11/24	DETROIT	3-1 W	6-13-4/16	8, 18, 29	HEBERT	^17,174
24	11/27	ST. LOUIS	2-3 L	6-14-4/16	20, 17	HEBERT	16,419
25	11/29	CHICAGO	2-0 W	7-14-4/18	9, 20	HEBERT	^17,174
26	12/1	EDMONTON	4-2 W	8-14-4/20	9, 14, 12, 9S	HEBERT	16,735
27	12/4	TAMPA BAY	3-1 W	9-14-4/22	20, 8, 8S	HEBERT	15,838
28	12/6	@ BUFFALO	1-1 T (OT)	9-14-5/23		HEBERT	16,416
29	12/7	@ PITTSBURGH	3-5 L	9-15-5/23	8, 15, 15	SHTALENKOV	16,326
30	12/9	@ BOSTON	5-2 W	10-15-5/25	14, 20, 13, 8, 23	HEBERT/SHTALENKOV	15,101
31	12/11	PITTSBURGH	3-7 L	10-16-5/25	9, 17, 23	SHTALENKOV/O'NEILL	^17,174
32	12/13	WASHINGTON	5-4 W	11-16-5/27	15, 15, 46, 46, 2	SHTALENKOV	^17,174
33	12/20	CALGARY	7-0 W	12-16-5/29	9*, 14, 14*, 20*, 15, 9, 8	HEBERT	17,084
34	12/23	PHOENIX	1-2 L	12-17-5/29	16	HEBERT	^17,174
35	12/27	@ N.Y. RANGERS	2-3 L	12-18-5/29	13, 8	HEBERT	18,200
36	12/28	@ NEW JERSEY	3-5 L	12-19-5/29	13, 46*, 18	HEBERT	19,040
37	12/30	@ OTTAWA	4-3 W (OT)	13-19-5/31	17, 8, 14, 20	HEBERT	17,605
38	1/1	@ FLORIDA	3-0 W	14-19-5/33	23, 46, 15	HEBERT	14,703
39	1/3	@ TAMPA BAY	2-3 L	14-20-5/33	8, 46	HEBERT	17,769
40	1/6	VANCOUVER	1-5 L	14-21-5/33		HEBERT	17,012
41	1/8	FLORIDA	3-2 W	15-21-5/35	8, 20, 16	HEBERT	^17,174
42	1/10	BUFFALO	5-2 W	16-21-5/37	23, 9*, 9, 8, 9	HEBERT	^17,174
43	1/12	@ VANCOUVER	3-2 W	17-21-5/39	23, 8, 9	HEBERT	18,105
44	1/15	@ CALGARY	1-2 L	17-22-5/39		HEBERT	16,207
45	1/22	NEW JERSEY	3-1 W	18-22-5/41	8, 17, 9	HEBERT	^17,174
46	1/23	@ PHOENIX	3-6 L	18-23-5/41	9, 9, 9	HEBERT/SHTALENKOV	15,177
47	1/25	@ LOS ANGELES	2-2 T (OT)	18-23-6/42	20, 54	HEBERT	16,005
48	1/27	@ ST. LOUIS	4-1 W	19-23-6/44	8, 15, 8, 54	HEBERT	16,267
49	1/29	@ DALLAS	1-3 L	19-24-6/44	52	HEBERT	15,118
50	1/31	HARTFORD	6-3 W	20-24-6/46	9, 23, 8, 54, 54, 20	HEBERT	^17,174
51	2/2	COLORADO	2-5 L	20-25-6/46	29, 9	HEBERT	^17,174
52	2/4	@ N.Y. ISLANDERS	3-4 L	20-26-6/46	28, 9, 14	SHTALENKOV	13,134
53	2/5	@ TORONTO	2-4 L	20-27-6/46		HEBERT	15,726
54	2/8	@ EDMONTON	2-1 W (OT)	21-27-6/48	2, 8	HEBERT	16,743
55	2/9	@ CALGARY	1-6 L	21-28-6/48		HEBERT/SHTALENKOV	16,219
56	2/12	TORONTO	5-2 W	22-28-6/50	15, 10, 9, 17, 23	HEBERT	^17,174
57	2/15	@ VANCOUVER	2-4 L	22-29-6/50	8, 9	HEBERT	18,422
58	2/17	EDMONTON	5-1 W	23-29-6/52	34, 14, 9*, 8, 20	HEBERT	^17,174
59	2/20	@ LOS ANGELES	1-3 L	23-30-6/52	18	HEBERT	12,184
60	2/22	PHOENIX	4-2 W	24-30-6/54	8, 20, 14, 9	HEBERT	^17,174
61	2/23	VANCOUVER	5-2 W	25-30-6/56	17, 9, 8, 12, 9S	HEBERT	^17,174
62	2/26	EDMONTON	3-3 T (OT)	25-30-7/57	29, 2, 54+	HEBERT	^17,174
63	2/28	@ WASHINGTON	4-1 W	26-30-7/59	9, 8, 16, 15S	HEBERT	18,130
64	3/2	@ DETROIT	1-1 T (OT)	26-30-8/60	13+	HEBERT	19,983
65	3/5	OTTAWA	4-1 W	27-30-8/62	8, 8, 23, 9S	HEBERT	^17,174
66	3/7	N.Y. RANGERS	5-2 W	28-30-8/64	8, 13, 13, 9, 8S	HEBERT	^17,174
67	3/9	@ COLORADO	2-2 T (OT)	28-30-9/65	9, 8+	HEBERT	16,061
68	3/12	DETROIT	2-1 W	29-30-9/67	8, 17	HEBERT	^17,174
69	3/14	ST. LOUIS	4-4 T (OT)	29-30-10/68	15, 23, 23, 20	HEBERT	^17,174
70	3/16	CALGARY	2-2 T (OT)	29-30-11/69	14, 54	HEBERT	^17,174
71	3/19	LOS ANGELES	6-2 W	30-30-11/71	13, 15, 8, 32, 29, 8	HEBERT	^17,174
72	3/21	@ COLORADO	3-4 L	30-31-11/71	9, 9, 8	HEBERT	16,061
73	3/23	@ EDMONTON	4-1 W	31-31-11/73	8, 9, 54, 33	HEBERT/SHTALENKOV	17,099
74	3/25	@ CALGARY	2-3 L	31-32-11/73	9, 17	HEBERT	17,118
75	3/26	@ VANCOUVER	3-5 L	31-33-11/73	23, 23, 23	HEBERT/SHTALENKOV	16,050
76	3/28	CHICAGO	4-3 W	32-33-11/75	9, 36, 23, 27	SHTALENKOV	21,941
78	3/30	@ DETROIT	1-0 W (OT)	33-33-11/77	20	SHTALENKOV	19,983
77	4/1	CHICAGO	3-3 T (OT)	33-33-12/78	36, 9, 20	SHTALENKOV	^17,174
79	4/2	@ SAN JOSE	5-5 T (OT)	33-33-13/79	9, 17, 23, 34, 8	HEBERT	17,442
80	4/4	DALLAS	3-2 W	34-33-13/81	20, 8, 9	SHTALENKOV	^17,174
81	4/9	LOS ANGELES	4-1 W	35-33-13/83	15, 33, 23, 8S	HEBERT	^17,174
82	4/11	@ SAN JOSE	4-3 W	36-33-13/85	8, 34, 9, 9	HEBERT	17,442

GOAL KEY: UNDERLINE = POWER PLAY GOAL, * = SHORTHANDED GOAL, BOLD = GAME-WINNING GOAL, + = GAME-TYING GOAL, S = EMPTY NET GOAL, ^ = SELLOUT AT THE ARROWHEAD POND OF ANAHEIM. WHEN TWO GOALTENDERS PLAY IN ONE GAME, ALL CAPS RECEIVED DECISION.

1995-96 MIGHTY DUCKS OF ANAHEIM



Front Row (sitting) L-R: Mikhail Shtalenkov, Head Coach Ron Wilson, Assistant General Manager David McNab, President Tony Tavares, Governor Michael Eisner, Vice President/General Manager Jack Ferreira, Vice President of Hockey Operations Kevin Gilmore, Captain Randy Ladouceur, Guy Hebert. **Second Row L-R:** Equipment Manager Mark O'Neill, Assistant Equipment Manager John Alloway, Alternate Captain Paul Kariya, Alternate Captain Bobby Dollas, Alternate Captain Todd Ewen, Assistant Coach Al Sims, Assistant Coach Tim Army, Head Athletic Trainer/Physical Therapist Paddy Janit. **Third Row L-R:** Anatoli Semenov, David Karpa, Peter Douris, Teemu Selanne, Shaun Van Allen, Fredrik Olausson, Ken Baumgartner, Garry Valk, Joe Sacco. **Top Row L-R:** Valeri Karpov, J.F. Jomphe, Jason York, Roman Oksiuta, Steve Ruchin, Jason Marshall, Alex Hicks, Darren Van Impe. Not Pictured: Milos Holan.

1995-96 SEASON:

Final Record: 35-39-8, 78 points (fourth, Pacific)... nearly qualified for a Western Conference playoff spot (the Ducks actually finished tied-for-8th in the conference with Winnipeg, but lost the tie breaker because the Jets had more wins)... Anaheim's 35 wins and 78 points marked new club records for one season...the Mighty Ducks finished out the season strong, going 6-1-1 in their last eight games and 12-3-2 in their last 17 games...the Ducks did a lot of their late-season damage at home, going 11-1-2 in their last 14 home games... Anaheim also had a 15-6-3 record in the last 24 contests and a 17-8-3 record in the last 28...the Ducks went 33-31-8 over the last 72 games after starting the season 2-8-0...the Mighty Ducks' home record was 22-15-4 (22 home wins was a franchise record for one season)...Anaheim ended the season with a club-record nine-game home unbeaten streak (8-0-1)...the Ducks went 11-1-2 in their last 14 at the Arrowhead Pond and 13-5-3 in their last 21...road record was 13-23-4...Anaheim had one of the best records in the NHL since March 1 (12-4-3); the second-best in the Western Conference...the Mighty Ducks earned 34.6% of their points on the season in the team's 19 games after March 1...Paul Kariya became the first Mighty Duck to make First Team NHL All Star, earning a spot on the 1995-96 squad at left wing. He also won the Lady Byng Trophy for the first time in his career... Here are a few facts of how Anaheim's acquisition of Teemu Selanne affected the Mighty Ducks... after Feb. 7, the day the trade went down: Anaheim earned a record of 17-9-3 (11-1-2

at home, 6-8-1 on the road)...the team earned club-records in overall winning streak (six games, Mar. 8-22), home winning streak (five games, Mar. 8-Apr. 3), home unbeaten streak (Mar. 8-Apr. 14, 8-0-1) and overall unbeaten streak (seven games, 6-0-1, Mar. 10-24)...the Ducks' power play went 29-145 for a .200 success rate (team had only gone 31-281 for .110 before trade)...Anaheim had three hat tricks (two by Selanne, one by Garry Valk). The Ducks had only one in their history before the arrival of Selanne (Terry Yake - Oct. 19, 1993 @ NYR)... Selanne's offensive numbers with Anaheim were 16-20=36 points in 28 appearances (1.29 points-per-game)...Paul Kariya's offensive numbers were 21-23=44 points in 29 appearances (1.52 points-per-game) after Selanne joined Anaheim...The Mighty Ducks were one of only three NHL clubs (also Colorado and Pittsburgh) to finish with two players in the top eight scoring leaders in 1995-96 (Paul Kariya, 50-58=108 pts. and Teemu Selanne, 40-68=108 pts.)...Anaheim was one of only eight teams in the NHL with a .900-plus team save percentage (.906) and a team goals-against-average (GAA) below 3.00 (2.97)... Anaheim finished tied-for-fifth in the league in save percentage and 10th in the league in GAA... Anaheim goaltending combined for a .952 save percentage and 2.08 GAA in 19 games from March 1 to the end of the season... Individually, Guy Hebert finished fourth in the league in save percentage with .914 on the season and tied-for-fifth in the league in shutouts with four (three of which came in his last 14 games).

1995-96 GAME-BY-GAME



GAME	DATE	OPPONENT	RESULT	RECORD/PTS.	DUCKS GOALS (BY #)	ANA. GOALTENDER(S)	ATTENDANCE
1	10/9	@ WINNIPEG	3-4 L	0-1-0/0	9, 26, 20	HEBERT	7,856
2	10/11	@ HARTFORD	2-3 L	0-2-0/0	9, 9	HEBERT	8,635
3	10/13	@ BUFFALO	4-1 W	1-2-0/2	9, 16, 20, 20S	SHTALENKOV	16,087
4	10/14	@ PITTSBURGH	2-5 L	1-3-0/2	20, 11	HEBERT	15,809
5	10/18	VANCOUVER	1-5 L	1-4-0/2	9	SHTALENKOV	17,174
6	10/20	PHILADELPHIA	2-4 L	1-5-0/2	3, 18	HEBERT	17,174
7	10/22	WINNIPEG	6-2 W	2-5-0/4	16, 9, 8, 18, 25*, 18	HEBERT	17,003
8	10/23	@ COLORADO	1-3 L	2-6-0/4	26	HEBERT/SHTALENKOV	16,061
9	10/26	@ DALLAS	2-5 L	2-7-0/4	2, 9	SHTALENKOV	13,671
10	10/27	@ ST. LOUIS	2-4 L	2-8-0/4	25, 21	HEBERT	17,384
11	10/29	CALGARY	7-2 W	3-8-0/6	22, 9, 16, 9, 16, 21, 22	HEBERT	17,060
12	11/1	ST. LOUIS	3-0 W	4-8-0/8	36, 25, 9S	HEBERT	16,642
13	11/3	N.Y. RANGERS	7-4 W	5-8-0/10	19, 20, 14, 21, 20, 26, 22	HEBERT	17,174
14	11/5	NEW JERSEY	6-1 W	6-8-0/12	9, 22, 18*, 10, 26, 8	HEBERT	17,174
15	11/7	@ TORONTO	3-6 L	6-9-0/12	26, 19, 14	HEBERT	15,673
16	11/8	@ MONTREAL	3-2 W (OT)	7-9-0/14	26, 10, 9	HEBERT	16,524
17	11/11	@ OTTAWA	3-2 W	8-9-0/16	26, 10, 17	HEBERT	8,988
18	11/13	LOS ANGELES	2-4 L	8-10-0/16	21, 9	HEBERT	17,174
19	11/15	COLORADO	7-3 W	9-10-0/18	9, 9, 32, 19, 25, 20, 32	SHTALENKOV	17,174
20	11/17	NY ISLANDERS	2-1 W (OT)	10-10-0/20	21, 16	HEBERT	17,174
21	11/19	FLORIDA	3-4 L	10-11-0/20	20, 14, 16	HEBERT	17,174
22	11/21	@ CALGARY	3-2 W	11-11-0/22	10, 26, 20	HEBERT	17,584
23	11/22	@ EDMONTON	0-2 L	11-12-0/22	NONE	SHTALENKOV	9,052
24	11/24	CHICAGO	4-5 L (OT)	11-13-0/22	19, 26, 20, 20	HEBERT	17,174
25	11/29	WASHINGTON	2-2 T (OT)	11-13-1/23	8, 9*	SHTALENKOV	17,174
26	12/1	@ DETROIT	2-5 L	11-14-1/23	15, 8	SHTALENKOV	19,881
27	12/2	@ TORONTO	4-4 T (OT)	11-14-2/24	7, 9, 8, 9	SHTALENKOV	15,746
28	12/4	@ N.Y. RANGERS	1-5 L	11-15-2/24	26	SHTALENKOV	18,200
29	12/6	@ TAMPA BAY	1-2 L	11-16-2/24	7	HEBERT	17,260
30	12/7	@ FLORIDA	3-3 T (OT)	11-16-3/25	9*, 25, 25+	HEBERT	12,142
31	12/10	EDMONTON	1-3 L	11-17-3/25	26	SHTALENKOV	17,174
32	12/13	PITTSBURGH	6-3 W	12-17-3/27	25, 9, 12, 9, 14, 18S	SHTALENKOV	17,174
33	12/15	OTTAWA	4-2 W	13-17-3/29	9, 10, 2, 25*	SHTALENKOV	17,174
34	12/17	TORONTO	2-3 L (OT)	13-18-3/29	10, 32	SHTALENKOV	17,174
35	12/19	SAN JOSE	4-7 L	13-19-3/29	21, 16, 5, 2	HEBERT/SHTALENKOV	17,174
36	12/20	DETROIT	1-6 L	13-20-3/29	16	HEBERT	17,174
37	12/22	VANCOUVER	2-6 L	13-21-3/29	36, 9	SHTALENKOV	17,174
38	12/27	@ LOS ANGELES	1-7 L	13-22-3/29	3	SHTALENKOV/HEBERT	16,005
39	12/29	SAN JOSE	4-2 W	14-22-3/31	32, 19, 18, 18S	HEBERT	17,174
40	12/31	LOS ANGELES	2-2 T (OT)	14-22-4/32	17, 14	HEBERT	17,174
41	1/5	@ CALGARY	3-1 W	15-22-4/34	32, 24, 32	HEBERT	16,821
42	1/7	@ EDMONTON	1-3 L	15-23-4/34	25	HEBERT	9,456
43	1/9	@ PHILADELPHIA	2-2 T (OT)	15-23-5/35	24, 9	HEBERT	17,380
44	1/11	@ BOSTON	2-7 L	15-24-5/35	36, 10	HEBERT/SHTALENKOV	17,332
45	1/12	@ CHICAGO	0-3 L	15-25-5/35	NONE	HEBERT	21,555
46	1/14	@ WINNIPEG	6-4 W	16-25-5/37	12, 18, 9, 22, 14, 22S	HEBERT	10,661
47	1/17	CALGARY	1-4 L	16-26-5/37	12	HEBERT/SHTALENKOV	17,174
48	1/24	@ VANCOUVER	2-1 W (OT)	17-26-5/39	2, 32	HEBERT	16,825
49	1/27	@ LOS ANGELES	4-5 L	17-27-5/39	11, 9, 20, 22	HEBERT	15,629
50	1/31	COLORADO	2-1 W	18-27-5/41	17*, 9	HEBERT	17,174
51	2/2	HARTFORD	3-4 L	18-28-5/41	14, 20, 11	HEBERT	17,174
52	2/4	CHICAGO	1-4 L	18-29-5/41	9	HEBERT	17,174
53	2/7	TORONTO	1-2 L	18-30-5/41	9	SHTALENKOV	17,174
54	2/10	@ N.Y. ISLANDERS	3-4 L	18-31-5/41	8, 21, 3	SHTALENKOV	14,329
55	2/11	@ NEW JERSEY	4-2 W	19-31-5/43	36, 12, 9, 8S	HEBERT	17,690
56	2/14	@ EDMONTON	2-3 L	19-32-5/43	29, 46	HEBERT	10,342
57	2/15	@ VANCOUVER	3-5 L	19-33-5/43	4, 8, 8	HEBERT/SHTALENKOV	16,367
58	2/17	@ LOS ANGELES	2-1 W (OT)	20-33-5/45	4, 9	SHTALENKOV	16,005
59	2/21	BOSTON	4-3 W (OT)	21-33-5/47	9, 9, 32, 32	SHTALENKOV	17,174
60	2/23	@ CALGARY	2-3 L	21-34-5/47	11, 9	SHTALENKOV	17,516
61	2/25	SAN JOSE	4-3 W	22-34-5/49	8, 8, 8, 26	HEBERT	17,174
62	2/26	@ COLORADO	2-3 L	22-35-5/49	14*, 8	SHTALENKOV	16,061
63	2/28	MONTREAL	5-2 W	23-35-5/51	20, 9, 26, 25*, 9	SHTALENKOV	17,174
64	3/3	TAMPA BAY	2-2 T (OT)	23-35-6/52	9, 14+	SHTALENKOV	17,174
65	3/5	DALLAS	1-3 L	23-36-6/52	8	SHTALENKOV	17,174
66	3/8	BUFFALO	3-2 W (OT)	24-36-6/54	20, 2, 9	HEBERT	17,174
67	3/10	LOS ANGELES	3-2 W	25-36-6/56	14*, 9, 9	HEBERT	17,174
68	3/13	COLORADO	4-0 W	26-36-6/58	11, 11, 18, 20*	HEBERT	17,174
69	3/17	ST. LOUIS	5-1 W	27-36-6/60	8, 8, 2, 8, 21	HEBERT	17,174
70	3/19	@ WASHINGTON	2-1 W	28-36-6/62	11, 20	HEBERT	15,212
71	3/22	@ ST. LOUIS	6-1 W	29-36-6/64	9, 18, 18, 18, 9, 28	HEBERT	20,760
72	3/24	@ CHICAGO	2-2 T (OT)	29-37-7/65	14, 32+	HEBERT	21,633
73	3/25	@ DETROIT	1-5 L	29-37-7/65	93	HEBERT/SHTALENKOV	19,983
74	3/28	@ DALLAS	1-3 L	29-38-7/65	28	HEBERT	15,989
75	3/31	@ SAN JOSE	4-2 W	30-38-7/67	14, 8, 9, 11	HEBERT	17,190
76	4/3	EDMONTON	1-0 W	31-38-7/69	9	HEBERT	17,174
77	4/5	DETROIT	2-2 T (OT)	31-38-8/70	28, 9	HEBERT	17,174
78	4/7	@ SAN JOSE	5-3 W	32-38-8/72	28, 8, 9, 48, 11	HEBERT	17,190
79	4/8	VANCOUVER	2-0 W	33-38-8/74	20, 28	HEBERT	17,174
80	4/10	@ COLORADO	3-7 L	33-39-8/74	9*, 2, 9	HEBERT	16,061
81	4/12	DALLAS	5-3 W	34-39-8/76	28, 20, 8, 14, 8	HEBERT	17,174
82	4/14	WINNIPEG	5-2 W	35-39-8/78	28, 46, 22, 9, 9	HEBERT	17,174

GOAL KEY: UNDERLINE = POWER PLAY GOAL, * = SHORTHANDED GOAL, BOLD = GAME-WINNING GOAL, + = GAME-TYING GOAL, S = EMPTY NET GOAL, ^ = SELLOUT AT THE ARROWHEAD POND. WHEN TWO GOALTENDERS PLAY IN ONE GAME, ALL CAPS RECEIVED DECISION.

1994-95 MIGHTY DUCKS OF ANAHEIM



Front Row (sitting) L-R: Mikhail Shtalenkov, Head Coach Ron Wilson, Assistant General Manager Pierre Gauthier, President Tony Tavares, Governor Michael Eisner, Vice President/General Manager Jack Ferreira, Vice President of Hockey Operations Kevin Gilmore, Captain Randy Ladouceur, Guy Hebert. **Second Row L-R:** Trainer Blynn DeNino, Equipment Manager Mark O'Neill, Assistant Coach Al Sims, Tom Kurvers, Bobby Dallas, Alternate Captain Todd Ewen, Alternate Captain Bob Corkum, Jim Thomson, Assistant Coach Tim Army, Goaltending Coach Brian Hayward, Assistant Equipment Manager John Alloway. **Third Row L-R:** Mike Sillinger, David Karpa, Todd Krygier, Garry Valk, Robert Dirk, Steve Rucchin, Peter Douris, Shaun Van Allen, Joe Sacco, Stephan Lebeau. **Top Row L-R:** Don McSween, Milos Holan, Patrik Carnback, Steven King, Jason York, Oleg Tverdovsky, Paul Kariya, Denny Lambert, Valeri Karpov.

1994-95 SEASON:

Final Record: 16-27-5, 37 points (sixth, Pacific)...played a shortened schedule (48 games) due to NHL work stoppage...finished season strong, going 8-9-1 in last 18 games ...stayed in the hunt for a playoff spot until the last week of the season, being eliminated with only two games remaining...improved play at home (11-9-4 record, which ranked fifth in the Western Conference for home record and 14th in the NHL); went 8-4-0 in last 12 home contests and 9-5-3 in their last 17 on home ice...15 players on final game lineup were not with the club on the last day of the previous season; five were acquired in trades since Feb. 2, 1995. In addition, only 10 players on the 1995 final game lineup were on the Ducks' inaugural game lineup on Oct. 8, 1993...13 players in final lineup were 25-years-old or younger; only three were 30+ years old (average age = 26.29 years)...11 rookies in the lineup, Anaheim led the NHL in rookie man-games for the season with 238. In 1995 Anaheim rookies combined to score 36-73=109 points (32.2% of 338 total points scored by

the team)...Ducks had a 13-5-2 record when scoring first goal of a game, including 10-3-2 at home...club went 7-4 (.636) in one-goal games, including 5-0 at home...team had 731 penalty minutes (15.2 avg.) - the lowest in the NHL...soldout all 24 games at the Arrowhead Pond, giving the club a string of 49-straight sellouts...Anaheim was the only team in the league to have three players on its NHL roster selected in the NHL Supplemental Draft (which no longer exists) - Todd Krygier (HFD), Steven King (NYR) & Steve Rucchin (ANA). All three were selected by Dir. of Player Personnel David McNab when he was with each respective team...the Ducks' record in California was 14-10-3 with 33 points (89.2% of the team's 1995 total). Record outside the state was 2-17-0...Anaheim went 15-6-3 (.688) in games that the team scored three-or-more goals, including going 10-2-1 (.808) when scoring four-or-more. Record when scoring less-than-three goals stood at 1-21-2 (.083).

1994-95 GAME-BY-GAME



GAME	DATE	OPPONENT	RESULT	RECORD/PTS.	DUCKS GOALS (BY #)	ANA. GOALTENDER(S)	ATTENDANCE
1	1/20	@ EDMONTON	1-2 L	0-1-0/0	19	HEBERT	14,967
2	1/21	@ WINNIPEG	4-3 W	1-1-0/2	14, 21, 9, 2*	SHTALENKOV	9,725
3	1/23	EDMONTON	5-4 W (OT)	2-1-0/4	9, 24, 24, 14, 16	HEBERT	^17,174
4	1/25	DALLAS	1-4 L	2-2-0/4	16	SHTALENKOV	^17,174
5	1/27	WINNIPEG	3-2 W	3-2-0/6	11, 27, 9	HEBERT	^17,174
6	1/31	@ ST. LOUIS	2-7 L	3-3-0/6	14, 27	HEBERT/SHTALENKOV	17,281
7	2/1	@ DALLAS	2-9 L	3-4-0/6	9*, 10*	SHTALENKOV/HEBERT	16,924
8	2/3	DETROIT	2-5 L	3-5-0/6	21, 16	HEBERT	^17,174
9	2/5	@ LOS ANGELES	3-2 W	4-5-0/8	8, 20, 24	SHTALENKOV	16,005
10	2/7	CHICAGO	0-3 L	4-6-0/8	NONE	SHTALENKOV	^17,174
11	2/9	@ CALGARY	1-5 L	4-7-0/8	15	HEBERT	17,883
12	2/12	@ EDMONTON	0-2 L	4-8-0/8	NONE	HEBERT	12,487
13	2/17	VANCOUVER	2-2 T (OT)	4-8-1/9	2, 4+	HEBERT	^17,174
14	2/18	@ SAN JOSE	6-3 W	5-8-1/11	47, 19, 25, 25, 16, 16S	SHTALENKOV/HEBERT	17,190
15	2/23	@ TORONTO	1-3 L	5-9-1/11	22	HEBERT	15,746
16	2/24	@ WINNIPEG	2-4 L	5-10-1/11	19, 47	SHTALENKOV	12,843
17	2/26	CALGARY	3-5 L	5-11-1/11	24, 22, 9	HEBERT	^17,174
18	3/1	CHICAGO	3-1 W	6-11-1/13	25, 47, 22	HEBERT	^17,174
19	3/3	@ DALLAS	0-4 L	6-12-1/13	NONE	HEBERT	16,924
20	3/5	@ CHICAGO	0-3 L	6-13-1/13	NONE	HEBERT	21,546
21	3/7	@ ST. LOUIS	3-6 L	6-14-1/13	20, 47, 10	SHTALENKOV/HEBERT	19,115
22	3/9	DETROIT	4-4 T (OT)	6-14-2/14	9, 25, 25, 9+	HEBERT	^17,174
23	3/11	@ VANCOUVER	3-5 L	6-15-2/14	18, 16, 9	HEBERT	14,414
24	3/15	@ CALGARY	5-0 W	7-15-2/16	9, 9, 20, 4, 20	HEBERT	18,321
25	3/17	TORONTO	3-3 T (OT)	7-15-3/17	47, 2, 19+	HEBERT	^17,174
26	3/19	ST. LOUIS	2-4 L	7-16-3/17	22, 2	HEBERT	^17,174
27	3/21	LOS ANGELES	3-3 T (OT)	7-16-4/18	11, 9, 22	SHTALENKOV	^17,174
28	3/23	@ SAN JOSE	6-3 W	8-16-4/20	11, 20, 47, 20, 2, 14	HEBERT	17,190
29	3/26	@ CHICAGO	2-5 L	8-17-4/20	14, 14	HEBERT/SHTALENKOV	21,351
30	3/28	@ DETROIT	4-6 L	8-18-4/20	21, 14, 9, 14	SHTALENKOV/HEBERT	19,875
31	3/30	WINNIPEG	3-1 W	9-18-4/22	20, 20, 18S	HEBERT	^17,174
32	3/31	@ VANCOUVER	1-6 L	9-19-4/22	5	HEBERT/SHTALENKOV	13,649
33	4/2	SAN JOSE	5-4 W	10-19-4/24	18, 21, 9, 10, 16	HEBERT	^17,174
34	4/5	EDMONTON	4-3 W (OT)	11-19-4/26	42, 29, 19, 47	SHTALENKOV	^17,174
35	4/7	DALLAS	0-2 L	11-20-4/26	NONE	HEBERT	^17,174
36	4/9	LOS ANGELES	5-1 W	12-20-4/28	7, 9, 14, 25, 25	HEBERT	^17,174
37	4/11	@ VANCOUVER	0-5 L	12-21-4/28	NONE	HEBERT	13,031
38	4/13	CALGARY	4-2 W	13-21-4/30	25, 19, 16, 14S	HEBERT	^17,174
39	4/15	VANCOUVER	1-3 L	13-22-4/30	47	HEBERT	^17,174
40	4/17	SAN JOSE	3-0 W	14-22-4/32	16, 2, 19S	HEBERT	^17,174
41	4/19	@ TORONTO	2-3 L	14-23-4/32	26, 16	HEBERT	15,746
42	4/21	@ DETROIT	5-6 L	14-24-4/32	15, 9, 26, 2, 21	HEBERT/SHTALENKOV	19,875
43	4/23	@ LOS ANGELES	2-2 T (OT)	14-24-5/33	22*, 21	HEBERT	16,005
44	4/24	CALGARY	2-1 W	15-24-5/35	25, 22	HEBERT	^17,174
45	4/26	SAN JOSE	2-5 L	15-25-5/35	9, 19	HEBERT	^17,174
46	4/30	@ LOS ANGELES	1-2 L	15-26-5/35	25	HEBERT/SHTALENKOV	16,005
47	5/1	ST. LOUIS	3-5 L	15-27-5/35	11, 9, 25	SHTALENKOV	^17,174
48	5/3	TORONTO	6-1 W	16-27-5/37	20, 7, 29, 22, 19, 9	SHTALENKOV	^17,174

GOAL KEY: UNDERLINE = POWER PLAY GOAL, * = SHORTHANDED GOAL, BOLD = GAME-WINNING GOAL, += GAME-TYING GOAL, S = EMPTY NET GOAL, ^ = SELLOUT AT THE ARROWHEAD POND.

WHEN TWO GOALTENDERS PLAY IN ONE GAME, ALL CAPS RECEIVED DECISION.

NOTE - BOB CORKUM CHANGED FROM #20 TO #19, STEVE RUCCHIN CHANGED FROM #15 TO #20, AND DAVID KARPA WAS ASSIGNED #15 BEGINNING ON 3/9/95. BEFORE 3/9/95, #19 WAS WORN BY ANATOLI SEMENOV.

1993-94 MIGHTY DUCKS OF ANAHEIM



Front Row (sitting) L-R: Mikhail Shtalenkov, Alternate Captain Randy Ladaoueur, Head Coach Ron Wilson, Assistant General Manager Pierre Gauthier, President Tony Tavares, Governor Michael Eisner, Vice President/General Manager Jack Ferreira, Director of Hockey Operations Kevin Gilmore, Captain Troy Loney, Guy Hebert. **Second Row L-R:** Trainer Blynn DeNiro, Equipment Manager Mark O'Neill, Assistant Coach Al Sims, Terry Yake, Bobby Dallas, Alternate Captain Stu Grimson, Alternate Captain Todd Ewen, Stephan Lebeau, Assistant Coach Tim Army, Goaltending Coach Brian Hayward, Assistant Equipment Manager John Alloway. **Third Row L-R:** Bob Corkum, Peter Douris, Joe Sacco, David Williams, Bill Houlder, Anatoli Semenov, Jim Thomson, Shaun Van Allen, Tim Sweeney, Don McSween. **Top Row L-R:** Scott McKay, Sean Hill, Scott Chartier, Maxim Bets, Steven King, Garry Valk, Mark Ferner, Patrik Camback, John Lilley.

1993-94: THE INAUGURAL SEASON

Final Record: 33-46-5, 71 points (fourth, Pacific) ...set an NHL first-year team record with 33 wins, tying Florida for most wins in a season...had 19 road wins - the most-ever by a first-year club in the NHL...had three separate road winning streaks of three games or more, including a four-game sweep of a Western Canada swing in late November...71 points were the fourth-highest point total ever for a first-year NHL club...home attendance averaged 16,989 (98.9% of capacity) with 27 sell-outs, including the last 25 games of the year...won seven season-series, including four sweeps (Hartford 2-0, Philadelphia 2-0, N.Y. Rangers 2-0, Winnipeg 4-0)...team was 10-4-1 in Canada, including an eight game unbeaten streak (8-0-1)...15 players set new individual career-highs for points in an NHL season and 20 set new career-highs in games played...Anaheim's team 2.97

GAA and .907 save percentage made the Mighty Ducks one of only eight teams in the league to have a GAA under 3.00 and a save percentage over .900...21 of 46 losses were decided by one goal (45.7%)...43-of-71 points were earned away from the Arrowhead Pond (60.6%)...team's record was 19-15-3 outside of the state of California...team had a 5-5-1 record when scoring two-or-more power play goals in a game, including a 2-0-0 record when scoring three...penalty killing ranked sixth overall in the league at 82.7%...Anaheim had a 6-2-1 record in games that they scored a shorthanded goal...the Mighty Ducks were one of three teams not to be called for an instigation penalty (Florida & Quebec being the others)...Anaheim held a 19-3-1 record (.848) when scoring four-or-more goals in a game.

1993-94 GAME-BY-GAME



GAME	DATE	OPPONENT	RESULT	RECORD/P.TS.	DUCKS GOALS (BY #)	ANA. GOALTENDER(S)	ATTENDANCE
1	10/8	DETROIT	2-7 L	0-1-0/0		HEBERT	17,320
2	10/10	NY ISLANDERS	3-4 L (OT)	0-2-0/0	19, 25, 20	TUGNUTT	15,386
3	10/13	EDMONTON	4-3 W	1-2-0/2	24, 17, 14, 23	TUGNUTT	15,570
4	10/15	BOSTON	1-1 T (OT)	1-2-1/3		HEBERT	16,850
5	10/17	CALGARY	2-2 T (OT)	1-2-2/4		TUGNUTT	16,527
6	10/19	@ NY RANGERS	4-2 W	2-2-2/6	24, 25, 25, 25	HEBERT	17,643
7	10/20	@ NEW JERSEY	0-4 L	2-3-2/6		TUGNUTT	14,009
8	10/23	@ MONTREAL	1-4 L	2-4-2/6		HEBERT	16,861
9	10/25	@ OTTAWA	1-4 L	2-5-2/6		TUGNUTT	10,206
10	10/28	@ SAN JOSE	3-4 L	2-4-2/6	2, 8, 20	HEBERT	16,183
11	10/29	WASHINGTON	2-5 L	2-7-2/6	20, 2	TUGNUTT	16,436
12	10/31	SAN JOSE	1-2 L (OT)	2-8-2/6		HEBERT	16,014
13	11/3	DALLAS	5-4 W	3-8-2/8	19, 23, 3, 18, 19	TUGNUTT/HEBERT	16,186
14	11/5	NEW JERSEY	3-6 L	3-9-2/8	8, 19, 20	TUGNUTT/HEBERT	16,666
15	11/7	PITTSBURGH	4-5 L	3-10-2/8	6, 25, 19, 21	HEBERT	17,083
16	11/9	DALLAS (AT PHX)	4-2 W	4-10-2/10	36, 18, 24, 20S	HEBERT	8,143
17	11/11	@ CALGARY	4-5 L	4-11-2/10	16, 20, 16, 7	HEBERT	19,811
18	11/14	@ VANCOUVER	2-3 L	4-12-2/10	23, 25	SHTALENKOV	13,710
19	11/17	TORONTO	3-4 L	4-13-2/10	8, 19, 25	SHTALENKOV/HEBERT	17,083
20	11/19	@ VANCOUVER	6-3 W	5-13-2/12	36, 19, 29, 16, 18, 14	HEBERT	15,550
21	11/21	@ EDMONTON	4-2 W	6-13-2/14	36, 22, 6, 2	TUGNUTT	12,348
22	11/22	@ CALGARY	2-1 W	7-13-2/16	19, 7	HEBERT	18,222
23	11/24	@ WINNIPEG	2-1 W	8-13-2/18	23, 23	TUGNUTT	12,147
24	11/26	SAN JOSE	3-4 L	8-14-2/18	17, 21, 21	HEBERT	17,199
25	11/27	@ SAN JOSE	0-1 L	8-15-2/18		HEBERT	17,190
26	12/1	WINNIPEG	5-2 W	9-15-2/20	14, 36, 19, 17, 25	HEBERT	17,003
27	12/2	@ LOS ANGELES	2-3 L	9-16-2/20	16, 22	HEBERT	16,005
28	12/5	TAMPA BAY	2-4 L	9-17-2/20	36, 17	HEBERT	16,480
29	12/7	FLORIDA	2-3 L	9-18-2/20	8, 17	HEBERT	16,474
30	12/12	ST. LOUIS	2-1 W (OT)	10-18-2/22	7, 10	HEBERT	17,017
31	12/14	@ DETROIT	2-5 L	10-19-2/22	25, 25	TUGNUTT	19,687
32	12/15	@ TORONTO	1-0 W	11-19-2/24	8*	HEBERT	15,728
33	12/17	@ DALLAS	3-2 W	12-19-2/26	10, 10, 17	HEBERT	16,801
34	12/19	@ CHICAGO	0-2 L	12-20-2/26		HEBERT	18,472
35	12/20	@ WINNIPEG	7-5 W	13-20-2/28	25, 17, 23, 20, 36, 25, 16	HEBERT	14,033
36	12/22	DALLAS	2-3 L (OT)	13-21-2/28	10, 3	TUGNUTT	17,232
37	12/26	LOS ANGELES	2-3 L	13-22-2/28	25, 20	HEBERT	17,296
38	12/28	@ NY ISLANDERS	3-0 W	14-22-2/30	10, 4, 2	TUGNUTT	16,297
39	12/30	@ WASHINGTON	0-3 L	14-23-2/30		HEBERT	17,616
40	1/1	@ FLORIDA	2-4 L	14-24-2/30	25, 20	HEBERT	14,669
41	1/2	@ T. BAY (ORL.)	4-1 W	15-24-2/32	4, 18*, 25, 16S	TUGNUTT	10,871
42	1/6	@ CHICAGO	6-2 W	16-24-2/34	20, 8, 18, 20*, 23, 6	TUGNUTT	17,460
43	1/8	@ ST. LOUIS	5-3 W	17-24-2/36	24, 16, 23, 23, 16	HEBERT	18,143
44	1/10	DETROIT	4-6 L	17-25-2/36	21, 23, 2, 4	TUGNUTT	17,196
45	1/12	SAN JOSE	2-5 L	17-26-2/36	23, 16	HEBERT/TUGNUTT	17,176
46	1/14	HARTFORD	6-3 W	18-26-2/38	21, 20*, 8, 21, 8, 18S	HEBERT	17,204
47	1/16	VANCOUVER	3-4 L	18-27-2/38	20, 24, 14	TUGNUTT/HEBERT	17,203
48	1/18	@ TORONTO	3-3 T (OT)	18-27-3/39	18, 24, 24	HEBERT	15,728
49	1/19	@ DETROIT	4-4 T (OT)	18-27-4/40	18, 36, 17, 20+	HEBERT	19,875
50	1/24	ST. LOUIS	2-3 L (OT)	18-28-4/40	24, 8	HEBERT	17,178
51	1/26	WINNIPEG	3-1 W	19-28-4/42	19, 39, 22	HEBERT	17,190
52	1/28	N.Y. RANGERS	3-2 W	20-28-4/44	20, 8, 2	HEBERT	17,250
53	1/29	@ LOS ANGELES	1-5 L	20-29-4/44	21	HEBERT/TUGNUTT	16,005
54	2/2	CALGARY	2-4 L	20-30-4/44	14, 25	TUGNUTT	17,214
55	2/4	VANCOUVER	3-0 W	21-30-4/46	22*, 19, 20	HEBERT	17,229
56	2/6	CHICAGO	2-3 L	21-31-4/46	14, 24	HEBERT	17,265
57	2/11	LOS ANGELES	3-5 L	21-32-4/46	22, 20, 2	HEBERT	17,345
58	2/13	@ EDMONTON	6-3 W	22-32-4/48	24, 14, 25, 14, 25, 18	TUGNUTT	13,453
59	2/16	PHILADELPHIA	6-3 W	23-32-4/50	22, 20, 7, 14, 14, 24	HEBERT	17,268
60	2/18	QUEBEC	0-1 L	23-33-4/50		HEBERT	17,263
61	2/20	@ ST. LOUIS	1-4 L	23-34-4/50	25	HEBERT	18,150
62	2/23	@ BUFFALO	2-2 T	23-35-4/50	25, 39	HEBERT	15,651
63	2/24	@ PITTSBURGH	2-1 T (OT)	23-35-5/51	8, 14+*	SHTALENKOV	17,168
64	2/26	@ QUEBEC	6-3 W	24-35-5/53	2, 47, 3, 18, 23, 14	HEBERT	15,032
65	3/2	MONTREAL	2-5 L	24-36-5/53	16, 21	HEBERT	17,248
66	3/4	EDMONTON	4-1 W	25-36-5/55	2, 8, 4, 14	HEBERT	17,278
67	3/6	@ SAN JOSE	0-6 L	25-37-5/55		HEBERT/SHTALENKOV	17,190
68	3/8	@ CHICAGO (@ PHX)	0-3 L	25-38-5/55		SHTALENKOV	13,847
69	3/9	BUFFALO	0-3 L	25-39-5/55		HEBERT	17,256
70	3/11	CHICAGO	2-3 L	25-40-5/55	20*, 20	HEBERT	17,265
71	3/13	OTTAWA	5-1 W	26-40-5/57	24, 36, 6, 18, 20	SHTALENKOV	17,225
72	3/16	LOS ANGELES	5-2 W	27-40-5/59	14, 4, 47, 8, 8	SHTALENKOV	17,325
73	3/22	@ DALLAS	3-4 L	27-41-5/59	23, 32, 21	SHTALENKOV	16,914
74	3/24	@ BOSTON	3-5 L	27-42-5/59	47, 25, 6*	HEBERT	14,448
75	3/26	@ HARTFORD	3-2 W	28-42-5/61	22*, 22, 36	HEBERT	15,635
76	3/27	@ PHILADELPHIA	3-2 W (OT)	29-42-5/63	16, 18, 18	HEBERT	17,380
77	3/30	@ LOS ANGELES	5-2 W	30-42-5/65	23, 47, 39, 16, 14S	HEBERT	16,005
78	3/31	EDMONTON	2-3 L (OT)	30-43-5/65	47, 14	HEBERT	17,293
79	4/2	TORONTO	3-1 W	31-43-5/67	14, 48, 47	HEBERT	17,281
80	4/6	@ CALGARY	2-4 L	31-44-5/67	18, 18	HEBERT	20,230
81	4/8	@ EDMONTON	3-1 W	32-44-5/69	21, 18, 8	HEBERT	15,701
82	4/9	@ VANCOUVER	3-1 W	33-44-5/71	8, 21, 14S	SHTALENKOV	16,150
83	4/11	CALGARY	0-3 L	33-45-5/71		SHTALENKOV	17,291
84	4/13	VANCOUVER	1-2 L	33-46-5/71	4	HEBERT	17,295

GOAL KEY: UNDERLINE = POWER PLAY GOAL; * = SHORTHANDED GOAL; BOLD = GAME-WINNING GOAL; S = EMPTY NET GOAL. WHEN TWO GOALTENDERS PLAY IN ONE GAME, ALL CAPS RECEIVED DECISION. ^ = SELLOUT AT THE ARROWHEAD POND.

YEAR-BY-YEAR FINAL STATISTICS

2013-14 FINAL STATISTICS

POS	NO.	PLAYER	GP	TOI	G	A	P	+/-	PIM	PP	SH	GW	S	%
C	15	RYAN GETZLAF	77	21:17	31	56	87	+28	31	5	0	7	204	15.2
R	10	COREY PERRY	81	19:28	43	39	82	+32	65	8	0	9	280	15.4
C	13	NICK BONINO	77	16:13	22	27	49	+14	22	7	0	2	159	13.8
C	22	MATHEU PERREAULT	69	13:52	18	25	43	+13	36	4	0	1	120	15.0
C	7	ANDREW COGLIANO	82	15:23	21	21	42	+13	26	0	3	5	157	13.4
D	4	CAM FOWLER	70	23:51	6	30	36	+15	14	4	1	2	100	6.0
R	17	DUSTIN PENNER	49	15:15	13	19	32	+22	28	5	0	2	100	13.0
R	21	KYLE PALMIERI	71	11:56	14	17	31	+9	38	0	0	4	147	9.5
D	47	*HAMPUS LINDHOLM	78	19:25	6	24	30	+29	36	1	0	1	116	5.2
C	34	DANIEL WINNIK	76	15:23	6	24	30	+6	23	0	2	2	115	5.2
C	11	SAKU KOIVU	65	15:02	11	18	29	+3	46	0	1	1	81	13.6
L	62	*PATRICK MAROON	62	12:18	11	18	29	+11	101	1	0	3	93	11.8
R	8	TEEMU SELANNE	64	14:07	9	18	27	+8	12	4	0	3	111	8.1
L	39	MATT BELESKEY	55	12:26	9	15	24	+8	64	0	0	2	112	8.0
R	33	JAKOB SILFVERBERG	52	14:15	10	13	23	+2	12	1	2	1	119	8.4
D	45	*SAAMI VATIANEN	48	17:27	6	15	21	+9	22	2	0	0	73	8.2
D	6	BEN LOVEJOY	78	19:23	5	13	18	+21	39	0	0	2	107	4.7
D	23	FRANCOIS BEAUICHEMIN	70	23:05	4	13	17	+26	39	1	1	1	100	4.0
R	65	EMERSON ETEM	29	12:47	7	4	11	+3	4	1	1	2	44	15.9
R	77	DEVANTE SMITH-PELLY	19	12:38	2	8	10	+5	2	0	0	0	23	8.7
D	55	BRYAN ALLEN	68	17:33	0	10	10	+20	75	0	0	0	60	0.0
D	5	LUCA SBISA	30	17:03	1	5	6	+0	43	0	0	0	30	3.3
D	28	MARK FISTRIC	34	15:24	1	4	5	+9	28	0	0	0	22	4.5
D	19	*STEPHANE ROBIDAS	14	20:37	1	4	5	+3	8	0	0	1	21	4.8
R	18	TIM JACKMAN	26	7:22	3	1	4	-2	62	0	0	0	37	8.1
R	67	*RICKARD RAKELL	18	11:43	0	4	4	-3	2	0	0	0	22	0.0
D	51	ALEX GRANT	2	12:10	2	0	2	+3	2	0	0	0	2	100.0
C	74	PETER HOLLAND	4	9:05	1	0	1	-1	2	0	0	0	3	33.3
D	40	NOLAN YONKMAN	2	8:57	0	1	1	-1	0	0	0	0	3	0.0
C	20	DAVID STECKEL	6	10:50	0	0	0	+0	0	0	0	0	8	0.0

NO.	PLAYER	GP	MIN	GAA	W	L	OT	SO	GA	SA	SV%	G	A	PIM
1	JONAS HILLER	50	2909	2.48	29	13	7	5	120	1348	.911	0	2	0
31	*FREDERIK ANDERSEN	28	1569	2.29	20	5	0	0	60	783	.923	0	1	0
30	VIKTOR FASTH	5	305	2.95	2	2	1	0	15	131	.885	0	0	0
36	*JOHN GIBSON	3	181	1.33	3	0	0	1	4	87	.954	0	0	0

ANA GOALTENDING TOTALS

86	4964	2.41	54	20	8	6	199	2349	.915	0	3	0
-----------	-------------	-------------	-----------	-----------	----------	----------	------------	-------------	-------------	----------	----------	----------

* Rookie

^ Acquired Midseason

2012-13 FINAL STATISTICS

POS	NO.	PLAYER	GP	TOI	G	A	P	+/-	PIM	PP	SH	GW	S	%
C	15	RYAN GETZLAF	44	20:11	15	34	49	+14	41	4	3	3	99	15.2
R	10	COREY PERRY	44	19:04	15	21	36	+10	72	5	0	5	128	11.7
L	9	BOBBY RYAN	46	16:35	11	19	30	+3	17	2	0	1	101	10.9
C	11	SAKU KOIVU	47	17:36	8	19	27	+4	18	4	0	0	95	14.5
R	8	TEEMU SELANNE	46	15:41	12	12	24	+10	28	3	0	1	96	12.5
D	23	FRANCOIS BEAUICHEMIN	48	23:27	6	18	24	+19	22	1	0	0	74	8.1
C	7	ANDREW COGLIANO	48	15:22	13	10	23	+14	6	0	2	1	79	16.5
R	51	KYLE PALMIERI	42	12:19	10	11	21	+2	9	2	0	5	92	10.9
C	34	DANIEL WINNIK	48	16:49	6	13	19	+13	16	0	0	1	95	6.3
D	44	SHELDON SOURAY	44	20:55	7	10	17	+19	52	2	0	3	80	8.8
L	39	MATT BELESKEY	42	12:00	8	5	13	+2	56	2	0	1	61	13.1
C	13	NICK BONINO	27	15:53	5	8	13	-3	8	1	0	0	37	13.5
D	4	CAM FOWLER	37	20:26	1	10	11	-4	4	1	0	0	50	2.0
R	65	*EMERSON ETEM	38	11:27	3	7	10	+7	9	0	0	0	48	6.3
D	6	*BEN LOVEJOY	32	18:13	0	10	10	+6	29	0	0	0	51	0.0
D	5	LUCA SBISA	41	19:50	1	7	8	0	23	0	0	1	39	2.6
D	55	BRYAN ALLEN	41	18:44	0	6	6	+1	34	0	0	0	25	0.0
D	32	TONI LYDMAN	35	19:23	0	6	6	-1	12	0	0	0	28	0.0
C	20	*DAVID STECKEL	21	10:37	1	5	6	+2	0	0	0	0	19	5.3
C	74	*PETER HOLLAND	21	11:35	3	2	5	+4	4	1	0	0	26	11.5
R	18	RADEK DVORAK	9	13:08	4	0	4	+2	2	0	0	1	17	23.5
L	62	*PATRICK MAROON	13	9:47	2	1	3	-1	10	0	0	0	21	9.5
D	45	*SAAMI VATIANEN	8	15:49	2	0	2	+3	0	1	0	0	6	33.3
R	25	BRAD STAUBITZ	15	6:12	1	1	2	0	41	0	0	1	5	20.0
C	64	BRANDON MCMILLAN	6	8:44	0	1	1	-1	2	0	0	0	2	0.0
C	19	*MATTHEW LOMBARDI	7	13:25	0	0	0	-2	4	0	0	0	5	0.0
R	77	DEVANTE SMITH-PELLY	7	8:59	0	0	0	-4	0	0	0	0	5	0.0
R	67	*RICKARD RAKELL	4	8:57	0	0	0	-2	0	0	0	0	3	0.0
D	40	JORDAN HENDRY	2	17:34	0	0	0	0	0	0	0	0	0	0.0

NO.	PLAYER	GP	MIN	GAA	W	L	OT	SO	GA	SA	SV%	G	A	PIM
1	JONAS HILLER	26	1498	2.36	15	6	4	1	59	675	.913	0	1	2
31	VIKTOR FASTH	25	1428	2.18	15	6	2	4	52	661	.921	0	0	0

ANA GOALTENDING TOTALS

48	2936	2.35	30	12	6	5	115	1340	.914	0	1	2
-----------	-------------	-------------	-----------	-----------	----------	----------	------------	-------------	-------------	----------	----------	----------

* Rookie

^ Acquired Midseason

YEAR-BY-YEAR FINAL STATISTICS



2011-12 FINAL STATISTICS

POS	NO.	PLAYER	GP	TOI	G	A	P	+/-	PIM	PP	SH	GW	S	%
R	8	TEEMU SELANNE	82	17:52	26	40	66	-1	50	12	0	4	210	12.4
R	10	COREY PERRY	80	21:22	37	23	60	-7	127	14	1	6	277	13.4
L	9	BOBBY RYAN	82	18:21	31	26	57	+1	53	3	2	3	204	15.2
C	15	RYAN GETZLAF	82	21:35	11	46	57	-11	75	4	0	4	185	5.9
C	11	SAKU KOIVU	74	18:07	11	27	38	+7	50	0	0	1	107	10.3
D	4	CAM FOWLER	82	23:15	5	24	29	-28	18	2	0	0	123	4.1
D	17	LUBOMIR VISNOVSKY	68	20:47	6	21	27	+7	47	1	0	1	112	5.4
C	7	ANDREW COGLIANO	82	14:42	13	13	26	-4	15	2	0	2	115	11.3
D	5	LUCA SBISA	80	17:55	5	19	24	-5	66	0	0	0	88	5.7
D	23	FRANCOIS BEAUCHEMIN	82	25:33	8	14	22	-14	48	3	0	1	139	5.8
L	12	^NIKLAS HAGMAN	63	14:37	8	11	19	-10	12	1	0	1	111	7.2
C	63	NICK BONINO	50	12:28	5	13	18	+1	8	0	0	0	63	7.9
L	39	MATT BELESKEY	70	10:15	4	11	15	-2	72	0	0	0	75	5.3
D	21	SHELDON BROOKBANK	80	15:36	3	11	14	+11	72	0	0	1	49	6.1
R	77	*DEVANTE SMITH-PELLY	49	12:02	7	6	13	-7	16	1	1	1	66	10.6
D	32	TONI LYDMAN	74	18:54	0	13	13	0	46	0	0	0	46	0.0
L	33	JASON BLAKE	45	14:08	7	5	12	-4	6	2	0	3	109	6.4
R	51	*KYLE PALMIERI	18	11:31	4	3	7	+3	6	0	0	0	34	11.8
R	41	*ANDREW GORDON	37	10:51	2	3	5	-10	6	0	0	0	38	5.3
R	16	GEORGE PARROS	46	6:22	1	3	4	+1	85	0	0	0	17	5.9
C	49	*MAXIME MACENAUER	29	10:48	1	3	4	-4	18	0	0	1	14	7.1
C	64	BRANDON ACMILLAN	25	11:12	0	4	4	-10	20	0	0	0	26	0.0
C	14	^ROD PELLEY	45	8:00	2	1	3	-3	9	0	0	0	41	4.9
D	34	NATE GUENIN	15	11:09	2	0	2	+6	6	0	0	1	5	40.0
C	74	*PETER HOLLAND	4	7:42	1	0	1	0	2	0	0	1	1	100.0
L	19	JEAN-FRANCOIS JACQUES	6	6:37	0	0	0	+2	12	0	0	0	7	0.0
C	18	MARK BELL	5	6:26	5	0	0	0	5	0	0	0	0	0.0
L	62	*PATRICK MAROON	2	12:32	0	0	0	0	2	0	0	0	1	0.0
D	73	*MAT CLARK	2	11:01	0	0	0	-2	0	0	0	0	2	0.0
C	58	^RYAN O'MARRA	2	8:09	0	0	0	-1	0	0	0	0	4	0.0

NO.	PLAYER	GP	MIN	GAA	W	L	OT	SO	GA	SA	SV%	G	A	PIM
1	JONAS HILLER	73	4253	2.57	29	30	12	4	182	2021	.910	0	1	0
38	DAN ELLIS	10	419	2.72	1	5	0	0	19	214	.911	0	1	0
34	JEFF DESLAURIERS	4	241	2.74	3	1	0	0	11	113	.903	0	0	0
31	*HIRO TARKKI	1	41	4.39	1	0	0	0	3	10	.700	0	0	0

ANA GOALTENDING TOTALS

* Rookie

^ Acquired Midseason

2010-11 FINAL STATISTICS

POS	NO.	PLAYER	GP	TOI	G	A	P	+/-	PIM	PP	SH	GW	S	%
R	10	COREY PERRY	82	22:18	50	48	98	+9	104	14	4	11	290	17.2
R	8	TEEMU SELANNE	73	17:56	31	49	80	+6	49	16	0	5	213	14.6
C	15	RYAN GETZLAF	67	21:51	19	57	76	+14	35	7	0	4	117	16.2
R	9	BOBBY RYAN	82	20:10	34	5	37	71	+15	5	1	5	270	12.6
D	17	LUBOMIR VISNOVSKY	81	24:17	18	50	68	+18	24	5	0	4	152	11.8
C	11	SAKU KOIVU	75	19:08	15	30	45	-8	36	4	0	3	104	14.4
D	4	*CAM FOWLER	76	22:07	10	30	40	-25	20	6	0	3	123	8.1
LW	33	JASON BLAKE	76	14:45	16	16	32	-5	41	3	0	3	187	8.6
D	32	TONI LYDMAN	78	22:10	3	22	25	+32	42	0	0	0	99	3.0
C	64	*BRANDON MCMILLAN	60	14:04	11	10	21	-5	18	2	2	2	77	14.3
RW	14	JEFFREY LUPUL	26	13:13	5	8	13	-4	14	2	0	1	54	9.3
RW	42	DAN SEXTON	47	11:35	4	9	13	-6	4	1	0	0	78	5.1
D	5	LUCA SBISA	68	16:47	2	9	11	-11	43	1	0	0	76	2.6
L	39	MATT BELESKEY	35	12:58	3	7	10	-10	36	0	0	0	58	5.2
C	22	TODD MARCHANT	79	13:17	1	7	8	-18	26	0	0	0	63	1.6
D	3	ANDREAS LJLJA	52	17:25	1	6	7	-15	28	0	0	0	31	3.2
D	23	^FRANCOIS BEAUCHEMIN	27	21:42	3	2	5	-4	16	1	0	0	30	10.0
R	16	GEORGE PARROS	78	6:24	3	1	4	-4	171	0	0	1	33	9.1
D	25	ANDY SUTTON	39	14:45	0	4	4	+1	87	0	0	0	31	0.0
C	20	RYAN CARTER	18	10:44	1	2	3	-4	22	0	0	0	23	4.3
C	14	^MAXIM LAPIERRE	21	11:34	0	3	3	-6	9	0	0	0	28	0.0
L	37	^JARKKO RUUTU	23	8:58	1	1	2	0	0	0	0	0	20	5.0
D	26	DANNY SYVRET	6	16:26	1	1	2	-3	4	0	0	0	8	12.5
L	19	^BRAD WINCHESTER	19	10:28	1	1	2	-9	28	0	0	0	23	4.3
D	23	PAUL MARRA	33	20:10	1	1	2	-1	40	0	0	1	34	2.9
C	28	KYLE CHIPCHURA	40	7:59	0	2	2	+1	32	0	0	0	23	0.0
RW	51	*KYLE PALMIERI	10	8:41	1	0	1	-1	0	0	0	0	10	10.0
D	60	BRENDAN MIKKELSON	5	19:24	0	1	1	-1	7	0	0	0	4	0.0
R	50	TROY BODIE	9	9:43	0	1	1	-3	7	0	0	0	5	0.0
D	53	BRETT FESTERLING	1	14:53	1	0	0	-2	0	0	0	0	0	0.0
C	63	*NICK BONINO	26	9:48	0	0	0	-3	0	0	0	0	23	0.0
D	21	SHELDON BROOKBANK	40	13:19	0	0	0	-8	63	0	0	0	29	0.0
L	34	AARON VOROS	12	5:32	0	0	0	-4	43	0	0	0	8	0.0
L	12	JOSH GREEN	12	10:00	0	0	0	-3	6	0	0	0	10	0.0

YEAR-BY-YEAR FINAL STATISTICS

NO.	PLAYER	GP	MIN	GAA	W	L	OT	SO	GA	SA	SV%	G	A	PIM
1	JONAS HILLER	49	2672	2.56	26	16	3	5	114	1493	.924	0	1	0
29	RAY EMERY	10	527	2.28	7	2	0	0	20	272	.926	0	0	0
38	^DAN ELLIS	13	729	2.39	8	3	1	0	29	348	.917	0	0	0
31	CURTIS MCELHINNEY	12	996	3.43	6	9	1	2	57	516	.890	0	1	0
30	TIMO PELAMAEER	1	40	7.50	0	0	0	0	5	12	.583	0	0	0
ANA GOALTENDING TOTALS		82	4993	2.80	47	30	5	7	233	2648	.912			

* Rookie
^ Acquired Midseason

2009-10 FINAL STATISTICS

POS	NO.	PLAYER	GP	TOI	G	A	P	+/-	PIM	PP	SH	GW	S	5%
R	10	COREY PERRY	82	21:03	27	49	76	0	111	6	1	2	270	10.0
C	15	RYAN GETZLAF	66	21:40	19	50	69	+4	79	8	0	5	149	12.8
R	9	BOBBY RYAN	81	18:29	35	29	64	+9	81	11	0	3	258	13.6
C	11	SAKU KOIVU	71	18:34	19	33	52	+14	36	5	1	6	124	15.3
R	8	TEEMU SELANNE	54	17:19	27	21	48	+3	16	14	0	5	173	15.6
D	27	SCOTT NIEDERMAYER	80	26:30	10	38	48	-9	38	5	0	2	168	6.0
D	34	JAMES WISNIEWSKI	69	24:20	3	27	30	-5	56	2	0	0	146	2.1
D	19	RYAN WHITNEY	62	24:33	4	24	28	-6	48	3	0	0	107	3.7
C	22	TODD MARCHANT	78	15:48	9	13	22	-16	32	0	3	1	83	10.8
RW	42	*DAN SEXTON	41	13:29	9	10	19	-3	16	2	0	0	93	9.7
L	39	*MATT BELESKEY	60	13:59	11	7	18	-10	35	0	0	3	123	8.9
D	7	STEVE EMINGER	63	19:28	4	12	16	+1	30	0	0	1	45	8.9
LW	33	*JASON BLAKE	26	16:02	6	9	15	-6	10	4	0	0	69	8.7
RW	14	JOFFREY LUPUL	23	15:57	10	4	14	+3	18	0	0	0	66	15.2
D	17	*LUBOMIR VISNOVSKY	16	25:59	5	8	13	-6	4	1	0	1	53	9.4
C	28	*KYLE CHIPCHURA	55	12:28	6	6	12	-2	56	0	1	1	43	14.0
C	17	PETTERI NOKELAINEN	50	12:55	4	7	11	-7	21	0	0	0	70	5.7
C	20	RYAN CARTER	38	9:51	4	5	9	0	31	0	0	1	38	10.5
RW	24	EVGENY ARTYUKHIN	37	9:04	4	5	9	0	41	0	0	0	21	19.0
D	21	SHELDON BROOKBANK	66	14:57	0	9	9	+10	114	0	0	0	60	0.0
R	13	MIKE BROWN	75	8:21	6	1	7	+1	106	0	1	2	82	7.3
R	50	*TROY BODIE	44	11:14	5	2	7	-8	80	0	1	1	58	16.6
D	4	NICK BOYNTON	42	16:45	1	6	7	+1	59	1	0	0	39	2.6
R	16	GEORGE PARROS	57	6:00	4	0	4	+4	136	0	0	0	25	16.0
D	53	BRETT FESTERLING	42	12:30	0	3	3	+1	15	0	0	0	25	0.0
C	63	*NICK BONINO	9	14:13	1	1	2	0	6	1	0	0	14	7.1
D	60	BRENDAN MIKKELSON	28	14:59	0	2	2	-5	14	0	0	0	21	0.0
D	4	*AARON WARD	17	14:26	0	2	2	+2	8	0	0	0	9	0.0
LW	32	KYLE CALDER	14	14:07	0	2	2	-7	8	0	0	0	20	0.0
D	41	*NATHAN OYSTRICK	3	10:34	0	0	0	-1	2	0	0	0	1	0.0
C	48	ANDREW EBBETT	2	12:54	0	0	0	-1	0	0	0	0	1	0.0
C	26	ERIK CHRISTENSEN	9	11:26	0	0	0	-3	2	0	0	0	9	0.0
D	5	LUCA SBISA	8	12:37	0	0	0	-1	6	0	0	0	3	0.0
C	67	*MACGREGOR SHARP	8	4:09	0	0	0	0	0	0	0	0	6	0.0

NO.	PLAYER	GP	MIN	GAA	W	L	OT	SO	GA	SA	SV%	G	A	PIM
1	JONAS HILLER	59	3338	2.73	30	23	4	2	152	1860	.918	0	2	0
31	^CURTIS MCELHINNEY	10	521	2.76	5	1	2	0	24	288	.917	0	0	0
35	JEAN-SEBASTIEN GIGUERE	20	1108	3.14	4	8	5	1	58	580	.900	0	0	2
ANA GOALTENDING TOTALS		82	4996	2.92	39	32	11	3	243	2737	.910			

* Rookie
^ Acquired Midseason

2008-09 FINAL STATISTICS

POS	NO.	PLAYER	GP	TOI	G	A	PTS	+/-	PIM	PP	SH	GW	S	PCTG
C	15	RYAN GETZLAF	81	20:07	25	66	91	5	121	9	0	2	227	11.0
R	10	COREY PERRY	78	18:36	32	40	72	10	109	10	0	8	283	11.3
D	27	SCOTT NIEDERMAYER	82	26:55	14	45	59	-8	70	9	0	2	178	7.9
R	9	*BOBBY RYAN	64	15:26	31	26	57	13	33	12	0	3	174	17.8
R	8	TEEMU SELANNE	65	16:29	27	27	54	-3	36	16	0	5	186	14.5
D	25	CHRIS PRONGER	82	26:56	11	37	48	0	88	4	0	2	196	5.6
C	48	*ANDREW EBBETT	48	13:52	8	24	32	8	24	6	0	0	100	8.0
C	26	*ERIK CHRISTENSEN	64	13:38	7	21	28	-9	20	2	0	0	122	5.7
D	34	^JAMES WISNIEWSKI	48	19:51	3	21	24	9	30	1	0	0	89	3.4
D	19	^RYAN WHITNEY	48	23:51	2	21	23	-14	28	1	0	0	71	2.8
C	44	ROB NIEDERMAYER	79	15:34	14	7	21	-17	42	1	1	2	88	15.9
C	22	TODD MARCHANT	72	14:31	5	13	18	-2	34	0	2	0	101	5.0
R	16	GEORGE PARROS	74	6:15	5	5	10	8	135	0	0	0	47	10.6
L	18	DREW MILLER	27	12:59	4	6	10	0	17	0	0	0	45	8.9
C	17	*PETTERI NOKELAINEN	50	11:15	4	5	9	2	16	0	1	0	56	7.1
C	20	RYAN CARTER	48	9:05	3	6	9	3	52	0	0	1	40	7.5
D	3	BRET HEDICAN	51	16:18	1	5	6	-7	36	0	0	0	40	2.5
D	23	FRANCOIS BEAUJEMIN	20	24:54	4	1	5	-3	12	0	0	2	45	8.9
D	53	*BRETT FESTERLING	40	16:40	0	5	5	5	18	0	0	0	15	0.0
R	13	^MIKE BROWN	48	8:08	2	2	4	-7	145	0	0	2	44	4.5
D	21	*SHELDON BROOKBANK	44	12:07	1	3	4	4	76	0	0	0	30	3.3
D	60	*BRENDAN MIKKELSON	34	13:56	0	2	2	0	17	0	0	0	19	0.0
D	55	*BRIAN SALCIDO	2	12:17	0	1	1	2	0	0	0	0	1	0.0
L	64	*MATT BELESKEY	2	11:09	0	0	0	0	0	0	0	0	0	0.0
R	50	*TROY BODIE	4	8:08	0	0	0	0	0	0	0	0	5	0.0

YEAR-BY-YEAR FINAL STATISTICS



NO.	GOALTENDER	GPI	MIN	AVG	W	L	OT	EN	SO	GA	SA	SV%	G	A	PIM
1	*JONAS HILLER	46	2486	2.39	23	15	1	6	4	99	1217	.919	0	0	0
35	†S. GIGUERE	46	2458	3.10	19	18	6	3	2	127	1274	.900	0	0	4
ANA GOALTENDING TOTALS		82	4988	2.83	42	33	7	9	6	235	2500	.906			

* Rookie

† Acquired Midseason

2007-08 FINAL STATISTICS

POS	NO.	PLAYER	GP	TOI	G	A	PTS	+/-	PIM	PP	SH	GW	S	PCTG
C	15	RYAN GETZLAF	77	19:38	24	58	82	32	94	4	1	2	185	13.0
R	10	COREY PERRY	70	17:57	29	25	54	12	108	11	0	4	200	14.5
L	14	CHRIS KUNITZ	82	16:54	21	29	50	8	80	7	1	6	196	10.7
D	25	CHRIS PRONGER	72	26:00	12	31	43	1	128	8	0	4	182	6.6
R	4	TODD BERTUZZI	68	16:27	14	26	40	8	97	4	0	2	121	11.6
D	11	MATHIEU SCHNEIDER	65	22:17	12	27	39	22	50	5	0	2	139	8.6
C	39	^DOUG WEIGHT	67	14:36	10	15	25	4	32	2	0	1	96	10.4
D	27	SCOTT NIEDERMAYER	48	23:54	8	17	25	2	16	7	0	3	87	9.2
R	8	TEEMU SELANNE	26	18:07	12	11	23	5	8	7	0	2	87	13.8
D	23	FRANCOIS BEAUCHEMIN	82	25:31	2	19	21	9	59	0	0	2	144	1.4
D	7	^MARC-ANDRE BERGERON	55	17:23	9	10	19	16	20	8	0	1	108	8.3
D	40	KENT HUSKINS	76	16:04	4	15	19	23	59	1	0	2	46	8.7
C	22	TODD MARCHANT	75	14:49	9	7	16	3	48	0	0	0	93	9.7
C	44	ROB NIEDERMAYER	78	17:42	8	8	16	1	54	0	1	1	111	7.2
C	26	SAMUEL PAHLSSON	56	18:46	6	9	15	2	34	0	3	3	94	6.4
R	54	*BOBBY RYAN	23	11:15	5	5	10	1	6	3	0	0	37	13.5
D	21	SEAN O'DONNELL	82	17:14	2	7	9	9	84	0	1	0	25	8.0
C	20	*RYAN CARTER	34	10:29	4	4	8	2	36	0	0	1	56	7.1
L	32	TRAVIS MOEN	77	15:49	3	5	8	10	81	0	1	1	98	3.1
L	18	*DREW MILLER	26	11:11	2	3	5	1	6	0	0	0	30	6.7
D	33	JOE DIPENTA	23	10:39	1	4	5	3	16	0	0	0	5	20.0
R	16	GEORGE PARROS	69	5:56	1	4	5	3	183	0	0	0	30	3.3
L	24	BRAD MAY	61	6:37	3	1	4	2	53	0	0	2	34	8.8
C	17	^BRIAN SUTHERBY	50	8:35	1	1	2	4	64	0	0	0	49	2.0
C	56	*PETTERI WIRTANEN	3	4:11	1	0	1	1	2	0	0	1	1	100.0
R	28	MARK MOWERS	17	9:02	1	0	1	0	8	0	0	0	6	16.7
C	48	*ANDREW EBBETT	3	13:18	0	0	0	3	2	0	0	0	3	.0
D	20	MAXIM KONDRATIEV	4	7:30	0	0	0	2	0	0	0	0	1	.0
R	42	JASON KING	4	10:56	0	0	0	3	0	0	0	0	2	.0
C	20	GEOFF PLATT	5	11:17	0	0	0	2	2	0	0	0	4	.0

NO.	GOALTENDER	GPI	MIN	AVG	W	L	OT	EN	SO	GA	SA	SV%	G	A	PIM
1	*JONAS HILLER	23	1223	2.06	10	7	1	0	0	42	578	.927	0	0	0
35	†S. GIGUERE	58	3310	2.12	35	17	6	5	4	117	1508	.922	0	0	4
ANA GOALTENDING TOTALS		82	5007	2.20	47	27	8	6	4	179	1930	.907			

* Rookie

† Acquired Midseason

2006-07 FINAL STATISTICS

POS	NO.	PLAYER	GP	TOI	G	A	PTS	+/-	PIM	PP	SH	GW	S	PCTG		
R	8	TEEMU SELANNE	82	17:41	48	46	94	26	82	25	0	10	257	18.7		
C	19	ANDY MCDONALD	82	17:35	27	51	78	16	46	8	0	3	252	10.7		
D	27	SCOTT NIEDERMAYER	79	27:30	15	54	69	6	86	9	0	3	172	8.7		
L	14	CHRIS KUNITZ	81	17:03	25	35	60	23	81	11	0	5	180	13.9		
D	25	CHRIS PRONGER	66	27:05	13	46	59	27	69	8	0	2	166	7.8		
C	15	RYAN GETZLAF	82	15:03	25	33	58	17	66	11	1	6	203	12.3		
R	17	*DUSTIN PENNER	82	13:59	29	16	45	2	58	9	0	5	204	14.2		
R	10	COREY PERRY	82	12:28	17	27	44	12	55	4	0	3	194	8.8		
D	23	FRANCOIS BEAUCHEMIN	71	25:28	7	21	28	7	49	2	0	0	128	5.5		
C	26	SAMUEL PAHLSSON	82	17:21	8	18	26	4	42	0	0	1	111	7.2		
C	22	TODD MARCHANT	56	15:10	8	15	23	7	44	0	3	2	115	7.0		
L	32	TRAVIS MOEN	82	14:48	11	10	21	4	101	0	0	0	124	8.9		
D	21	SEAN O'DONNELL	79	19:55	2	15	17	9	92	0	0	1	47	4.3		
C	44	ROB NIEDERMAYER	82	16:38	5	11	16	8	77	0	0	0	106	4.7		
D	5	^ERIC JACKMAN	31	13:41	2	10	12	0	20	1	0	1	36	5.6		
R	38	*RYAN SHANNON	53	10:38	2	9	11	2	10	0	0	0	77	2.6		
L	45	SHAWN THORNTON	48	8:26	2	7	9	3	88	0	0	0	60	3.3		
D	33	JOE DIPENTA	76	12:09	2	6	8	1	48	0	0	1	33	6.1		
L	24	^BRAD MAY	24	9:49	0	4	4	1	21	0	0	0	22	.0		
C	13	^MARK HARTIGAN	12	10:46	1	2	3	1	6	1	0	0	15	6.7		
D	40	KENT HUSKINS	33	14:04	0	3	3	3	14	0	0	0	16	.0		
G	35	J GIGUERE	56	57:56	0	2	2	0	0	0	0	0	0	.0		
R	16	^GEORGE PARROS	34	5:03	1	0	1	3	102	0	0	0	19	5.3		
G	29	^SEBASTIEN CARON	2	44:05	0	0	0	0	0	0	0	0	0	.0		
G	30	ILYA BRYZGALOV	27	55:52	0	0	0	0	0	0	0	0	0	.0		
RNK	SW#	GOALTENDER	GPI	MIN	AVG	W	L	OT	EN	SO	GA	SA	SV%	G	A	PIM
29		SEBASTIEN CARON	1	28	2.14	0	0	0	1	0	1	6	.833	0	0	0
7	35	J GIGUERE	56	3245	2.26	36	10	8	1	4	122	1490	.918	0	2	0
19	30	ILYA BRYZGALOV	27	1509	2.47	10	8	6	0	1	62	668	.907	0	0	0
31		*MICHAEL WALL	4	202	2.97	2	2	0	1	0	10	81	.877	0	1	0
ANA GOALTENDING TOTALS			82	5010	2.37	48	20	14	3	5	198	2248	.912			

* Rookie

† Acquired Midseason

YEAR-BY-YEAR FINAL STATISTICS

* Rookie

2005-06 FINAL STATISTICS

POS	NO.	PLAYER	GP	TOI	G	A	PTS	+/-	PIM	PP	SH	GW	S	PGT		
R	13	TEEMU SELANNE	80	17:47	40	50	90	28	44	18	0	5	267	15.0		
C	19	ANDY McDONALD	82	16:48	34	51	85	24	32	13	0	7	229	14.8		
D	27	SCOTT NIEDERMAYER	82	25:30	13	50	63	8	96	9	0	3	181	7.2		
R	15	JOFFREY LUPUL	81	16:37	28	25	53	13-	48	12	2	2	296	9.5		
L	38	*CHRIS KUNITZ	69	13:53	19	22	41	16	71	5	1	2	149	12.8		
C	44	ROB NIEDERMAYER	76	17:52	15	24	39	5-	89	4	1	2	140	10.7		
C	51	*RYAN GETZLAF	57	12:34	14	25	39	6	22	10	0	1	116	12.1		
D	23	*FRANCOIS BEAUCEMIN	72	23:09	8	28	36	2	52	4	0	3	137	5.8		
C	22	TODD MARCHANT	79	17:15	9	25	34	2	66	0	0	0	132	6.8		
R	17	JONATHAN HEDSTROM	79	16:16	13	14	27	2	48	2	2	5	99	13.1		
R	61	*COREY PERRY	56	11:34	13	12	25	1	50	4	0	2	98	13.3		
L	29	TODD FEDORUK	76	8:24	4	19	23	6	174	0	0	1	69	5.8		
C	26	SAMUEL PAHLSSON	82	16:30	11	10	21	1-	34	0	3	1	116	9.5		
D	24	RUSLAN SALEI	78	22:30	1	18	19	17	114	0	0	0	108	.9		
L	12	JEFF FRIESE	51	13:22	4	7	11	15-	32	0	0	1	75	5.3		
D	21	SEAN O'DONNELL	78	16:33	2	9	11	6	147	0	0	0	33	6.1		
D	33	JOE DIPENTA	72	13:31	2	6	8	8	46	0	0	0	27	7.4		
D	5	VITALY VISHNEVSKI	82	16:25	1	7	8	8	91	0	0	0	90	1.1		
L	32	TRAVIS MOEN	39	11:02	4	1	5	3-	72	0	0	0	28	14.3		
D	6	JASON MARSHALL	23	11:46	0	4	4	2	34	0	0	0	25	.0		
G	30	*ILYA BRYZGALOV	31	51:17	0	2	2	0	4	0	0	0	0	.0		
G	35	J GIGUERE	60	57:10	0	0	0	0	20	0	0	0	0	.0		
SW# GOALTENDER			GPI	MINS	AVG	W	L	T	EN	SO	GA	SA	SV%	G	A	PIM
12	30	*ILYA BRYZGALOV	31	1575	2.51	13	12	1	2	1	66	733	.910	0	2	4
21	35	J GIGUERE	60	3381	2.66	30	15	11	4	2	150	1692	.911	0	0	20
ANA GOALTENDING TOTALS			82	4987	2.67	43	27	12	6	3	222	2431	.909			

2003-04 FINAL STATISTICS

POS	NO.	PLAYER	GP	TOI	G	A	PTS	+/-	PIM	PP	SH	GW	GT	S	PGT	
C	91	SERGEI FEDOROV	80	21:04	31	34	65	5-	42	9	2	6	1	268	11.6	
L	40	VACLAV PROSPAL	82	18:37	19	35	54	9-	54	7	0	4	1	185	10.3	
R	39	PETR SYKORA	81	17:57	23	29	52	9-	34	6	0	2	0	277	8.3	
C	20	STEVE RUCCHIN	82	19:46	20	23	43	14-	12	9	1	1	0	148	13.5	
C	15	*JOFFREY LUPUL	75	13:36	13	21	34	6-	28	4	0	2	1	137	9.5	
C	19	ANDY McDONALD	79	16:33	9	21	30	13-	24	2	1	1	1	162	5.6	
C	44	ROB NIEDERMAYER	55	19:28	12	16	28	6-	34	6	0	2	1	111	10.8	
D	28	NICLAS HAVELID	79	22:38	6	20	26	28-	28	5	0	3	0	122	4.9	
D	14	MARTIN SKOULA	79	18:22	4	21	25	5	32	1	0	0	1	84	4.8	
C	26	SAMUEL PAHLSSON	82	16:51	8	14	22	2-	52	1	0	2	0	134	6.0	
L	10	JASON KROG	80	11:58	6	12	18	4-	16	1	0	1	0	111	5.4	
L	23	STANISLAV CHISTOV	56	12:19	2	16	18	16-	26	2	0	0	0	70	2.9	
D	5	VITALY VISHNEVSKI	73	17:09	6	10	16	0	51	0	0	0	0	86	7.0	
D	8	SANDIS OZOLINSH	36	19:56	5	11	16	7-	24	1	0	2	1	58	8.6	
D	24	RUSLAN SALEI	82	23:41	4	11	15	1-	110	0	1	2	0	145	2.8	
L	27	PETR SCHASTLIVY	65	10:08	4	4	8	4-	18	1	0	2	0	85	4.7	
D	3	KEITH CARNEY	69	21:42	2	5	7	5-	42	1	0	0	0	58	3.4	
L	38	*CHRIS KUNITZ	21	9:07	0	6	6	1	12	0	0	0	0	31	.0	
L	12	MIKE LECLERC	10	15:37	1	3	4	1-	4	0	0	0	0	19	5.3	
D	4	LANCE WARD	46	8:40	0	4	4	1-	94	0	0	0	0	26	.0	
L	17	*CAN SEVERSON	31	7:21	3	0	3	3-	50	1	0	0	0	24	12.5	
L	55	GARRETT BURNETT	39	3:35	1	2	3	0	184	0	0	0	0	24	4.2	
C	18	*MIKAEL HOLMQUIST	21	8:23	2	0	2	6-	25	0	0	0	0	18	11.1	
C	46	*TONY MARTENSSON	6	6:58	1	1	2	2-	0	0	0	0	0	4	25.0	
G	35	J GIGUERE	55	58:22	0	2	2	0	4	0	0	0	0	0	.0	
D	41	CHRIS ARMSTRONG	4	12:32	0	1	1	1-	0	0	0	0	0	8	.0	
L	22	ALEXEI SMIRNOV	8	7:17	0	1	1	0	2	0	0	0	0	8	.0	
G	30	*ILYA BRYZGALOV	1	60:29	0	0	0	0	0	0	0	0	0	0	.0	
D	33	*MARK POPOVIC	1	13:48	0	0	0	0	0	0	0	0	0	1	.0	
L	48	CASEY HANKINSON	4	6:20	0	0	0	0	4	0	0	0	0	0	.0	
R	21	DAN BYLSMA	11	7:04	0	0	0	3-	0	0	0	0	0	6	.0	
G	29	MARTIN GERBER	32	53:04	0	0	0	0	4	0	0	0	0	0	.0	
SW# GOALTENDER			GPI	MINS	AVG	W	L	T	EN	SO	GA	SA	SV%	G	A	PIM
15	29	MARTIN GERBER	32	1698	2.26	11	12	4	3	2	64	785	.918	0	0	4
37	35	J GIGUERE	55	3210	2.62	17	31	6	4	3	140	1623	.914	0	2	4
ANA GOALTENDING TOTALS			82	5000	2.56	29	43	10	7	5	213	2443	.913			

2002-03 FINAL STATISTICS

POS	NO.	PLAYER	GP	TOI	G	A	PTS	+/-	PIM	PP	SH	GW	GT	S	PGT	
L	9	PAUL KARIYA	82	20:17	25	56	81	3-	48	11	2	1	2	1	257	9.7
R	39	PETR SYKORA	82	18:28	34	25	59	7-	24	15	1	5	1	299	11.4	
C	20	STEVE RUCCHIN	82	21:05	20	38	58	14-	12	6	1	4	0	194	10.3	
C	77	ADAM OATES	67	18:38	9	36	45	1-	16	4	0	2	0	67	13.4	
D	8	SANDIS OZOLINSH	82	26:01	12	32	44	6-	56	6	0	3	0	137	8.8	

YEAR-BY-YEAR FINAL STATISTICS



* Rookie

D	28	NICLAS HAVELID	82	22:29	11	22	33	5	30	4	0	5	0	169	6.5
R	32	STEVE THOMAS	81	12:53	14	16	30	10	53	1	0	4	0	118	11.9
L	23	*STANISLAV CHISTOV	79	13:35	12	18	30	4	54	3	0	2	0	114	10.5
L	12	MIKE LECLERC	57	16:56	9	19	28	8	34	1	0	4	0	122	7.4
L	10	JASON KROG	67	13:47	10	15	25	1	12	0	1	1	0	92	10.9
C	44	ROB NIEDERMEYER	66	17:05	10	12	22	10	57	3	0	1	0	125	8.0
D	3	KEITH CARNEY	81	22:33	4	18	22	8	65	0	0	1	2	87	4.6
C	19	ANDY McDONALD	46	18:30	10	11	21	1	14	3	0	1	0	92	10.9
R	18	PATRIC KJELLBERG	76	15:37	8	11	19	9	16	2	1	2	0	95	8.4
C	26	SAMUEL PAHLSSON	34	13:19	4	11	15	10	18	0	1	2	0	28	14.3
D	24	RUSLAN SALEI	61	21:53	4	8	12	2	78	0	0	0	0	93	4.3
D	2	FREDRIK OLAUSSON	44	14:26	2	6	8	0	22	2	0	1	0	38	5.3
D	5	VITALY VISHNEVSKI	80	14:10	2	6	8	8	76	0	1	0	0	65	3.1
C	11	MARC CHOUINARD	70	9:24	3	4	7	9	40	0	1	0	0	52	5.8
L	22	*ALEXEI SMIRNOV	44	8:49	3	2	5	1	18	0	0	1	0	46	6.5
D	4	LANCE WARD	65	8:14	3	2	5	6	121	0	0	1	0	52	5.8
R	21	DAN BYLSMA	39	9:28	1	4	5	1	12	0	0	0	0	23	4.3
L	25	KEVIN SAWYER	31	6:05	2	1	3	2	115	0	0	0	0	11	18.2
D	34	*KURT SAUER	80	18:32	1	2	3	23	74	0	0	0	0	50	2.0
G	29	MARTIN GERBER	22	54:41	0	1	1	0	0	0	0	0	0	0	.0
G	35	J GIGUERE	65	58:04	0	0	0	0	8	0	0	0	0	0	.0

SW#	GOALTENDER	GPI	MIN	AVG	W	L	T	EN	SO	GA	SA	SV%	G	A	PIM
29	MARTIN GERBER	22	1203	1.95	6	11	3	4	1	39	548	.920	0	1	0
35	J GIGUERE	65	3775	2.30	34	22	6	5	8	145	1820	.929	0	0	8
ANA GOALTENDING TOTALS		82	4997	2.32	40	33	9	9	9	193	2377	.919			

2001-02 FINAL STATISTICS

POS	NO.	PLAYER	GP	G	A	PTS	+/-	PIM	PP	SH	GW	GT	SH	%	SHFT	TOI
L	9	PAUL KARIYA	82	32	25	57	15-	28	11	0	8	1	289	11.1	24.9	22:12
L	17	MATT CULLEN	79	18	30	48	1-	24	3	1	4	0	164	11.0	21.4	17:00
L	12	MIKE LECLERC	82	20	24	44	12-	107	8	0	4	0	178	11.2	21.0	17:22
L	11	JEFF FRIESEN	81	17	26	43	1-	44	1	1	0	0	161	10.6	22.0	17:59
D	10	OLEG TVERDOVSKY	73	6	26	32	0	31	2	0	1	0	147	4.1	25.0	22:50
C	19	*ANDY McDONALD	53	7	21	28	2	10	2	0	3	0	79	8.9	19.5	15:58
L	13	GERMAN TITOV	66	13	14	27	4	36	1	0	2	0	63	20.6	16.2	12:28
D	33	JASON YORK	74	5	20	25	11-	60	3	0	2	0	104	4.8	23.3	19:19
C	20	STEVE RUCCHIN	38	7	16	23	3-	6	4	0	1	0	57	12.3	24.0	19:17
C	26	SAMUEL PAHLSSON	80	6	14	20	16-	26	1	1	0	0	99	6.1	20.3	16:24
R	18	PATRIC KJELLBERG	77	8	11	19	12-	16	4	0	0	0	88	9.1	20.4	17:04
R	21	DAN BYLSMA	77	8	9	17	5	28	0	1	2	0	72	11.1	15.9	11:36
D	3	KEITH CARNEY	60	5	9	14	14	30	0	0	1	0	66	7.6	26.1	20:46
D	7	PAVEL TRNKA	71	2	11	13	5-	66	1	0	0	0	78	2.6	21.7	17:03
D	24	RUSLAN SALEI	82	4	7	11	10	97	0	0	1	0	96	4.2	25.6	21:25
C	32	MARC CHOUINARD	45	4	5	9	2	10	0	0	0	0	40	10.0	15.4	10:35
L	27	DENNY LAMBERT	73	2	5	7	1	213	0	0	0	0	51	3.9	10.3	6:59
R	23	SERGEI KRIVOKRASOV	26	2	3	5	2-	36	0	0	1	0	51	3.9	16.5	12:07
D	28	NICLAS HAVELID	52	1	2	3	13-	40	0	0	0	0	45	2.2	21.3	17:00
L	29	*TIMO PARSSINEN	17	0	3	3	0	2	0	0	0	0	16	.0	14.7	11:44
D	5	VITALY VISHNEVSKI	74	0	3	3	10-	60	0	0	0	0	54	.0	22.3	17:35
L	25	KEVIN SAWYER	57	1	1	2	4	221	0	0	0	0	29	3.4	8.8	5:47
D	36	DREW BANNISTER	1	0	0	0	0	0	0	0	0	0	1	.0	19.0	13:19
D	4	ANTHI-JUSSI NIEMI	1	0	0	0	1-	0	0	0	0	0	0	.0	14.0	9:53
G	30	*ILYA BRYZGALOV	1	0	0	0	0	0	0	0	0	0	0	.0	2.0	32:02
D	37	ARIS BRIMANIS	5	0	0	0	1-	9	0	0	0	0	2	.0	13.4	9:31
G	31	STEVE SHIELDS	33	0	0	0	0	4	0	0	0	0	0	.0	3.4	53:51
G	35	J GIGUERE	53	0	0	0	0	28	0	0	0	0	0	.0	3.8	58:53

RNK	SW#	GOALTENDER	GPI	MIN	AVG	W-L-T	EN	SO	GA	SA	SV%	G	A	PIM
3	30	*ILYA BRYZGALOV	1	32	1.88	0-0-0	0	0	1	12	.917	0	0	0
5	35	J GIGUERE	53	3127	2.13	20-25-6	3	4	111	1384	.920	0	0	28
29	31	STEVE SHIELDS	33	1777	2.67	9-20-2	4	0	79	850	.907	0	0	4
ANA GOALTENDING TOTALS		82	4976	2.39	29-45-8	7	5	198	2253	.912				

STEVE SHIELDS and J GIGUERE shared a shutout vs. CGY on Dec 8, 2001

2000-01 FINAL STATISTICS

POS	NO.	PLAYER	GP	G	A	PTS	+/-	PIM	PP	SH	GW	GT	SH	%	SHFT	TOI
L	9	PAUL KARIYA	66	33	34	67	9-	20	18	3	3	0	230	14.3	24.8	23:01
D	10	OLEG TVERDOVSKY	82	14	39	53	11-	32	8	0	3	2	188	7.4	28.4	24:24
L	11	JEFF FRIESEN (SJ)	64	12	24	36	7+	56	2	0	1	0	120	10.0		
		(ANA)	15	2	10	12	2-	10	2	0	0	0	29	6.9		
		(TOTAL)	79	14	34	48	5	66	4	0	1	0	149	9.4	25.7	21:27
L	16	MARTY McINNIS	75	20	22	42	21-	40	10	0	1	0	136	14.7	23.5	18:29
C	17	MATT CULLEN	82	10	30	40	23-	38	4	0	1	0	159	6.3	23.5	18:14
C	15	TONY HRKAC	80	13	25	38	0	29	0	0	1	0	88	14.8	17.2	13:46
L	12	MIKE LECLERC	54	15	20	35	1-	26	3	0	3	2	130	11.5	22.8	17:35
C	13	GERMAN TITOV	71	9	11	20	21-	61	1	0	0	0	78	11.5	20.5	15:53
L	18	*PETR TENKRAT	46	5	9	14	11-	16	0	0	2	1	79	6.3	16.7	12:48
D	28	NICLAS HAVELID	47	4	10	14	6-	34	2	0	1	0	69	5.8	27.8	21:51

YEAR-BY-YEAR FINAL STATISTICS

* Rookie

R	19	JIM CUMMINS	79	5	6	11	11-	167	0	0	1	0	45	11.1	10.1	7:14
D	25	MIKE CROWLEY	39	1	10	11	16-	20	0	0	1	0	45	2.2	23.2	17:21
D	5	VITALY VISHNEVSKI	76	1	10	11	1-	99	0	0	0	0	49	2.0	25.5	19:13
D	27	PASCAL TREPANIER	57	6	4	10	12-	73	3	0	0	1	86	7.0	22.2	16:47
L	21	DAN BYLSMA	82	1	9	10	12-	22	0	0	0	0	50	2.0	16.4	11:44
C	26	*SAMUEL PAHLSSON (BOS)	17	1	1	2	5-	6	0	0	0	0	13	7.7		
		(ANA)	59	3	4	7	9-	13	1	1	1	0	46	6.5		
		(TOTAL)	76	4	5	9	14-	20	1	1	1	0	59	6.8	19.6	14:13
C	20	STEVE RUCCHIN	16	3	5	8	5-	0	2	0	0	0	19	15.8	23.3	18:47
D	7	PAVEL TRNKA	59	1	7	8	12-	42	0	0	0	0	59	1.7	26.8	20:06
C	32	*MARC CHOUINARD	44	3	4	7	5-	12	0	0	1	0	26	11.5	12.4	7:49
D	24	RUSLAN SALEI	50	1	5	6	14-	70	0	0	0	0	73	1.4	27.0	20:39
C	22	JONAS RONNOVIST	38	0	4	4	7-	14	0	0	0	0	30	.0	14.7	10:37
C	14	ANTTI AALTO	12	1	1	2	1	2	0	0	0	0	18	5.6	15.3	10:36
D	40	*ANTTI-JUSSI NIEMI	28	1	1	2	6-	22	0	0	0	0	18	5.6	22.6	15:56
G	35	J GIGUERE	34	0	2	2	0	8	0	0	0	0	0	.0	3.6	59:44
C	11	*ANDY McDONALD	16	1	0	1	0	6	0	0	0	0	21	4.8	15.3	11:10
L	46	KEVIN SAWYER	9	0	1	1	1-	27	0	0	0	0	6	.0	10.1	6:30
L	37	*BOB WRN	1	0	0	0	1-	0	0	0	0	0	0	.0	15.0	11:41
G	1	*GREGG NAUMENKO	2	0	0	0	0	2	0	0	0	0	0	.0	2.0	35:03

RNK	SW#	GOALTENDER	GPI	MIN	AVG	W-L-T	EN	SO	GA	SA	SV%	G	A	PIM
28	35	J GIGUERE	34	2031	2.57	11-17-5	3	4	87	976	.911	0	2	8
40	30	DOMINIC ROUSSEL	13	653	2.85	2-5-2	2	0	31	295	.895	0	0	0
43	31	GUY HEBERT	41	2215	3.12	12-23-4	0	2	115	1112	.897	0	0	0
	1	*GREGG NAUMENKO	2	70	6.00	0-1-0	0	0	7	29	.759	0	0	2
ANA GOALTENDING TOTALS			82	4995	2.94	25-46-11	5	6	245	2417	.899	0	2	10

1999-00 FINAL STATISTICS

POS	NO.	PLAYER	GP	G	A	PTS	+/-	PIM	PP	SH	GW	GT	S	PCTG
LW	9	PAUL KARIYA	74	42	44	86	+22	24	11	3	3	0	324	13.0
RW	8	TEEMU SELANNE	79	33	52	85	6	12	8	0	6	2	236	14.0
C	20	STEVE RUCCHIN	71	19	38	57	9	16	10	0	2	2	131	14.5
D	10	OLEG TVERDOVSKY	82	15	36	51	5	30	5	0	5	0	153	9.8
C	11	KIP MILLER (PIT)	44	4	15	19	-1	10	0	0	1	0	50	8.0
		(ANA)	30	6	17	23	1	4	2	0	1	0	32	18.8
		(TOTAL)	74	10	32	42	0	14	2	0	2	0	82	12.2
C	17	MATT CULLEN	80	13	26	39	5	24	1	0	1	0	137	9.5
D	2	FREDRIK OLAUSSON	70	15	19	34	-13	28	8	0	1	1	120	12.5
C	22	JORGEN JONSSON (NYI)	68	11	17	28	-6	16	1	2	0	0	95	11.6
		(ANA)	13	1	2	3	-2	0	0	0	1	0	21	4.8
		(TOTAL)	81	12	19	31	-8	16	1	2	1	0	116	10.3
L	21	TED DONATO	81	11	19	30	-3	26	2	0	3	0	138	8.0
L	16	MARTY MCINNIS	62	10	18	28	-4	26	2	1	2	0	129	7.8
R	29	LADISLAV KOHN*	77	5	16	21	-17	27	1	0	1	1	123	4.1
L	12	MIKE LECLERC	69	8	11	19	-15	70	0	0	2	0	105	7.6
R	19	JEFF NIELSEN	79	8	10	18	4	14	1	0	0	0	113	7.1
C	14	ANTTI AALTO	63	7	11	18	-13	26	1	0	1	0	102	6.9
D	7	PAVEL TRNKA	57	2	15	17	12	34	0	0	0	1	54	3.7
C	15	TONY HRKAC	67	4	9	13	-3	8	1	0	0	0	39	10.3
D	24	RUSLAN SALEI	71	5	5	10	3	94	1	0	0	0	116	4.3
D	28	NICLAS HAVELID	50	2	7	9	0	20	0	0	2	0	70	2.9
D	5	KEVIN HALLER	67	3	5	8	-8	61	0	0	2	0	50	6.0
RW	33	ED WARD (ATL)	44	5	1	6	-5	44	0	2	0	0	51	9.8
		(ANA)	8	1	0	1	-2	15	0	0	0	0	5	20.0
		(TOTAL)	52	6	1	7	-7	59	0	2	0	0	56	10.7
D	27	PASCAL TREPANIER	37	0	4	4	2	54	0	0	0	0	33	0.0
LW	32	STU GRIMSON	50	1	2	3	0	116	0	0	0	0	14	7.1
D	23	JASON MARSHALL	55	0	3	3	-10	88	0	0	0	0	41	0.0
D	6	VITALY VISHNEVSKI*	31	1	1	2	0	26	1	0	0	0	17	5.9
G	31	GUY HEBERT	68	0	2	2	0	2	0	0	0	0	0	0.0
LW	18	MAXIM BALMOCHNYKH*	6	0	1	1	2	2	0	0	0	0	6	0.0
LW	26	JEREMY STEVENSON	3	0	0	0	-1	7	0	0	0	0	2	0.0
RW	25	FRANK BANHAM*	3	0	0	0	0	2	0	0	0	0	4	0.0
G	30	DOMINIC ROUSSEL	20	0	0	0	0	6	0	0	0	0	0	0.0

NO.	GOALTENDER	GP	MIN	GAA	W-L-T	EN	SO	GA	SHOTS	SV%	G	A	PIM
31	GUY HEBERT	68	3976	2.51	28-31-9	8	4	166	1805	.908	0	2	2
30	DOMINIC ROUSSEL	20	988	3.16	6-5-3	1	1	52	445	.883	0	0	6
TEAM TOTALS		82	4992	2.73	34-36-12	9	5	227	2259	.900	0	2	8

1998-99 FINAL STATISTICS

POS	NO.	PLAYER	GP	G	A	PTS	+/-	PIM	PP	SH	GW	GT	S	PCTG
RW	8	TEEMU SELANNE	75	47	60	107	18	30	25	0	7	1	281	16.7
LW	9	PAUL KARIYA	82	39	62	101	17	40	11	2	4	0	429	9.1
C	20	STEVE RUCCHIN	69	23	39	62	11	22	5	1	5	1	145	15.9
D	2	FREDRIK OLAUSSON	74	16	40	56	17	30	10	0	2	0	121	13.2

YEAR-BY-YEAR FINAL STATISTICS



* Rookie

LW	16	MARTY MCCINNIS (CGY)	6	1	1	2	-1	6	0	0	0	0	7	14.3
		(ANA)	75	18	34	52	-14	36	11	1	5	0	139	12.9
		(TOTAL)	81	19	35	54	-15	42	11	1	5	0	146	13.0
RW	17	TOMAS SANDSTROM	58	15	17	32	-5	42	7	0	2	0	107	14.0
C	39	TRAVIS GREEN	79	13	17	30	-7	81	3	1	2	0	165	7.9
C	11	MATT CULLEN	75	11	14	25	-12	47	5	1	1	1	112	9.8
D	24	RUSLAN SALEI	74	2	14	16	1	65	1	0	0	0	123	1.6
C	18	TED DRURY	75	5	6	11	2	83	0	0	0	0	79	6.3
LW	33	JIM MCKENZIE	73	5	4	9	-18	99	1	0	1	0	59	8.5
RW	19	JEFF NIELSEN	80	5	4	9	-12	34	0	0	2	0	94	5.3
C	22	JOHAN DAVIDSSON*	64	3	5	8	-9	14	1	0	1	0	48	6.3
C	14	ANTTI AALTO*	73	3	5	8	-12	24	2	0	0	0	61	4.9
D	23	JASON MARSHALL	72	1	7	8	-5	142	0	0	0	0	63	1.6
D	5	KEVIN HALLER	82	1	6	7	-1	122	0	0	0	0	64	1.6
D	27	PASCAL TREPANIER*	45	2	4	6	0	48	0	0	1	0	49	4.1
D	25	MIKE CROWLEY*	20	2	3	5	-10	16	1	0	1	0	41	4.9
D	7	PAVEL TRINKA	63	0	4	4	-6	60	0	0	0	0	50	.0
LW	32	STU GRIMSON	73	3	0	3	0	158	0	0	1	0	10	30.0
D	4	JAMIE PUSHOR	70	1	2	3	-20	112	0	0	0	0	75	1.3
D	21	SCOTT FERGUSON*	2	0	1	1	0	0	0	0	0	0	1	.0
G	31	GUY HEBERT	69	0	1	1	0	0	0	0	0	0	0	.0
C	10	JOSEF MARHA	10	0	1	1	-4	0	0	0	0	0	13	.0
D	34	DANIEL TREBIL	6	0	0	0	-2	0	0	0	0	0	1	.0
LW	12	MIKE LECLERC*	7	0	0	0	-2	4	0	0	0	0	1	.0
G	30	DOMINIC ROUSSEL	18	0	0	0	0	0	0	0	0	0	0	.0

NO.	GOALTENDER	GP	MIN	GAA	W-L-T	EN	SO	GA	SHOTS	SV%	G	A	PIM
31	GUY HEBERT	69	4083	2.42	31-29-9	3	6	165	2114	.922	0	1	0
30	DOMINIC ROUSSEL	18	884	2.51	4-5-4	1	1	37	478	.923	0	0	0
TEAM TOTALS		82	4990	2.48	35-34-13	4	7	206	2596	.921	0	1	0

1997-98 FINAL STATISTICS

POS	NO.	PLAYER	GP	G	A	PTS	+/-	PIM	PP	SH	GW	GT	S	PCTG
RW	8	TEEMU SELANNE	73	52	34	86	12	30	10	1	10	3	268	19.4
C	20	STEVE RUCCHIN	72	17	36	53	8	13	8	1	3	0	131	13.0
C	39	TRAVIS GREEN (NYI)	54	14	12	26	-19	66	8	0	2	1	99	14.1
		(ANA)	22	5	11	16	-10	16	1	0	0	1	4	11.9
		(TOTAL)	76	19	23	42	-29	82	9	0	2	2	141	13.5
D	15	DMITRI MIRONOV	66	6	30	36	-7	115	2	0	1	0	142	4.2
RW	48	SCOTT YOUNG	73	13	20	33	-13	22	4	2	1	0	187	7.0
LW	9	PAUL KARIYA	22	17	14	31	12	23	3	0	2	1	103	16.5
C	45	MATT CULLEN*	61	6	21	27	-4	23	2	0	0	0	75	8.0
C	10	SEAN PRONGER	62	5	15	20	-9	30	1	0	2	0	68	7.4
RW	14	JOE SACCO	55	8	11	19	-1	24	0	2	2	0	90	8.9
C	10	JOSEF MARHA* (COL)	11	2	5	7	0	4	0	0	0	0	10	20.0
		(ANA)	12	7	4	11	4	0	3	0	0	0	21	33.3
		(TOTAL)	23	9	9	18	4	4	3	0	0	0	31	29.0
D	36	J.J. DAIGNEAULT	53	2	15	17	-10	28	1	0	1	0	74	2.7
RW	17	TOMAS SANDSTROM	77	9	8	17	-25	64	2	1	0	1	136	6.6
C	13	TED DRURY	73	6	10	16	-10	82	0	1	0	0	110	5.5
D	24	RUSLAN SALEI	66	5	10	15	7	70	1	0	0	1	104	4.8
D	33	DAVID KARPA	78	1	11	12	-3	217	0	0	0	0	64	1.6
RW	29	FRANK BANHAM*	21	9	2	11	-6	12	1	0	0	2	43	20.9
C	12	KEVIN TODD	27	4	7	11	-5	12	3	0	1	0	30	13.3
LW	16	WARREN RYCHEL	63	5	6	11	-10	198	1	0	0	0	62	8.1
RW	19	JEFF NIELSEN*	32	4	5	9	-1	16	0	0	0	0	36	11.1
C	18	MARK JANSSENS	55	4	5	9	-22	116	0	0	1	0	43	9.3
D	23	JASON MARSHALL	72	3	6	9	-8	189	1	0	0	0	68	4.4
D	4	JAMIE PUSHOR (DET)	54	2	5	7	2	71	0	0	0	0	43	4.7
		(ANA)	10	0	2	2	1	10	0	0	0	0	8	.0
		(TOTAL)	64	2	7	9	3	81	0	0	0	0	51	3.9
LW	40	JEREMY STEVENSON*	45	3	5	8	-4	101	0	0	1	0	43	7.0
D	5	DREW BANNISTER												
		(EDM)	34	0	2	2	-7	42	0	0	0	0	27	.0
		(ANA)	27	0	6	6	-2	47	0	0	0	0	23	.0
		(TOTAL)	61	0	8	8	-9	89	0	0	0	0	50	.0
D	7	PAVEL TRINKA*	48	3	4	7	-4	40	1	0	0	1	46	6.5
D	6	DOUG HOUDA (NYI)	31	1	2	3	-6	47	0	0	0	0	15	6.7
		(ANA)	24	1	2	3	-5	52	0	1	0	0	9	11.1
		(TOTAL)	55	2	4	6	-11	99	0	1	0	0	24	8.3
D	38	MIKE CROWLEY*	8	2	2	4	0	8	0	0	1	0	17	11.8
RW	46	J.F. JOMPHE	9	1	3	4	1	8	0	0	0	0	8	12.5
D	29	DARREN VAN IMPE	19	1	3	4	-10	4	0	0	0	0	21	4.8
RW	22	BRENT SEVERYN	37	1	3	4	-3	133	0	0	0	0	27	3.7
C	21	ESPEN KNUTSEN*	19	3	0	3	-10	6	1	0	0	1	21	14.3
RW	52	PETER LABOUTILLIER*	12	1	1	2	-1	55	0	0	0	0	6	16.7
C	32	RICHARD PARK	15	0	2	2	-3	8	0	0	0	0	14	.0
LW	11	SHAWN ANTOSKI	9	1	0	1	1	18	0	0	0	0	6	16.7
D	34	DAN TREBIL	21	0	1	1	-8	2	0	0	0	0	11	.0

YEAR-BY-YEAR FINAL STATISTICS

* Rookie

D	2	BOBBY DOLLAS	22	0	1	1	-12	27	0	0	0	0	11	.0
G	35	MIKHAIL SHTALENKOV	40	0	1	1	0	0	0	0	0	0	0	.0
G	31	GUY HEBERT	46	0	1	1	0	4	0	0	0	0	0	.0
LW	42	BARRY NIECKAR	1	0	0	0	0	2	0	0	0	0	0	.0
RW	36	TONY TUZZOLINO*	1	0	0	0	-2	2	0	0	0	0	0	.0
D	37	MARC MORO*	1	0	0	0	0	0	0	0	0	0	0	.0
LW	50	BOB WREN*	3	0	0	0	0	0	0	0	0	0	4	.0
C	44	ANTTI AALTO*	3	0	0	0	-1	0	0	0	0	0	1	.0
G	67	TOM ASKEY*	7	0	0	0	0	0	0	0	0	0	0	.0
LW	27	MIKE LECLERC*	7	0	0	0	-6	6	0	0	0	0	11	.0

NO.	GOALTENDER	GP	MIN	GAA	W-L-T	EN	SO	GA	SHOTS	SV%	G	A	PIM
67	TOM ASKEY*	7	273	2.64	0-1-2	2	0	12	113	.894	0	0	0
31	GUY HEBERT	46	2660	2.93	13-24-6	4	3	130	1339	.903	0	1	4
35	M. SHTALENKOV	40	2049	3.22	13-18-5	3	1	110	1031	.893	0	1	0
TEAM TOTALS		82	5007	3.13	26-43-13	9	4	261	2492	.895	0	2	4

1996-97 FINAL STATISTICS

POS	NO.	PLAYER	GP	G	A	PTS	+/-	PIM	PP	SH	GW	GT	S	PCTG
RW	8	TEEMU SELANNE	78	51	58	109	28	34	11	1	8	2	273	18.7
LW	9	PAUL KARIYA	69	44	55	99	36	6	15	3	10	0	340	12.9
C	20	STEVE RUCCHIN	79	19	48	67	26	24	6	1	2	1	153	12.4
D	15	DMITRI MIRONOV (PIT)	15	1	5	6	-4	24	0	0	1	0	19	5.3
		(ANA)	62	12	34	46	20	77	3	1	1	0	158	7.6
		(TOTAL)	77	13	39	52	16	101	3	1	2	0	177	7.3
C	17	JARI KURRI	82	13	22	35	-13	12	3	0	3	0	109	11.9
LW	23	BRIAN BELLOWES (TB)	7	1	2	3	-4	0	0	0	0	0	17	5.9
		(ANA)	62	15	13	28	-11	22	8	0	1	0	151	9.9
		(TOTAL)	69	16	15	31	-15	22	8	0	1	0	168	9.5
C	12	KEVIN TODD	65	9	21	30	-7	44	0	0	1	0	95	9.5
RW	14	JOE SACCO	77	12	17	29	1	35	1	1	2	0	131	9.2
D	36	J.J. DAIGNEAULT (PIT)	53	3	14	17	-5	36	0	0	1	0	49	6.1
		(ANA)	13	2	9	11	5	22	0	0	0	0	13	15.4
		(TOTAL)	66	5	23	28	0	58	0	0	1	0	62	8.1
D	29	DARREN VAN IMPE*	74	4	19	23	3	90	2	0	0	0	107	3.7
RW	46	JEAN-FRANCOIS JOMPHE	64	7	14	21	-9	53	0	1	0	0	81	8.6
C	13	TED DRURY	73	9	9	18	-9	54	1	0	2	1	114	7.9
D	2	BOBBY DOLLAS	79	4	14	18	17	55	1	0	1	1	96	4.2
LW	16	WARREN RYCHEL	70	10	7	17	6	218	1	1	1	0	59	16.9
C	54	SEAN PRONGER*	39	7	7	14	6	20	1	0	1	1	43	16.3
LW	18	GARRY VALK	53	7	7	14	-2	53	0	0	1	0	68	10.3
D	33	DAVE KARPA	69	2	11	13	11	210	0	0	1	0	90	2.2
RW	10	ROMAN OKSIUTA	28	6	7	13	-12	22	2	0	0	1	48	12.5
LW	22	KEN BAUMGARTNER	67	0	11	11	0	182	0	0	0	0	20	.0
D	4	FREDRIK OLAJSSON	20	2	9	11	-5	8	1	0	0	0	35	5.7
D	28	JASON MARSHALL	73	1	9	10	6	140	0	0	0	0	34	2.9
C	24	MARK JANSENS (HFD)	54	2	4	6	-10	90	0	0	0	0	30	6.7
		(ANA)	12	0	2	2	-3	47	0	0	0	0	9	.0
		(TOTAL)	66	2	6	8	-13	137	0	0	0	0	39	5.1
C	32	ALEX HICKS	18	2	6	8	1	14	0	0	0	0	21	9.5
D	34	DAN TREBIL*	29	3	3	6	5	23	0	0	0	0	30	10.0
LW	27	MIKE LECLERC*	5	1	1	2	2	0	0	0	1	0	3	33.3
C	32	RICHARD PARK (PIT)	1	0	0	0	-1	0	0	0	0	0	1	.0
		(ANA)	11	1	1	2	0	10	0	0	0	0	9	11.1
		(TOTAL)	12	1	1	2	-1	10	0	0	0	0	10	10.0
RW	11	VALERI KARPOV	9	1	0	1	-2	16	0	0	0	0	4	25.0
RW	52	PETER LEBOUTILLIER*	23	1	0	1	0	121	0	0	0	0	5	20.0
D	26	NIKOLAI TSULYGIN*	22	0	1	1	-5	8	0	0	0	0	10	.0
D	5	RUSLAN SALEI*	30	0	1	1	-8	37	0	0	0	0	14	.0
G	31	GUY HEBERT	67	0	1	1	0	4	0	0	0	0	0	.0
LW	19	SHAWN ANTOSKI (PIT)	13	0	0	0	0	49	0	0	0	0	3	.0
		(ANA)	2	0	0	0	1	2	0	0	0	0	0	.0
		(TOTAL)	15	0	0	0	1	51	0	0	0	0	3	.0
LW	40	JEREMY STEVENSON*	5	0	0	0	-1	14	0	0	0	0	1	.0
LW	42	BARRY NIECKAR	2	0	0	0	0	5	0	0	0	0	0	.0
RW	39	FRANK BANHAM*	3	0	0	0	-2	0	0	0	0	0	1	.0
RW	51	CRAIG REICHERT*	3	0	0	0	-2	0	0	0	0	0	3	.0
D	25	ADRIAN PLAVSIC	6	0	0	0	-5	2	0	0	0	0	3	.0
G	35	MIKHAIL SHTALENKOV	24	0	0	0	0	4	0	0	0	0	0	.0
G	1	MICHAEL O'NEILL	1	0	0	0	0	0	0	0	0	0	0	.0

NO.	GOALTENDER	GP	MIN	GAA	W-L-T	EN	SO	GA	SHOTS	SV%	G	A	PIM
31	GUY HEBERT	67	3863	2.67	29-25-12	2	4	172	2133	.919	0	1	4
35	M. SHTALENKOV	24	1079	2.89	7-8-1	4	2	52	539	.904	0	0	4
1	MICHAEL O'NEILL	1	31	5.81	0-0-0	0	0	3	10	.700	0	0	0
TOTALS		82	4994	2.80	36-33-13	6	6	233	2688	.913	0	1	8

1995-96 FINAL STATISTICS

POS	NO.	PLAYER	GP	G	A	PTS	+/-	PIM	PP	SH	GW	GT	S	PCTG
LW	9	PAUL KARIYA	82	50	58	108	9	20	20	3	9	0	349	14.3

YEAR-BY-YEAR FINAL STATISTICS



* Rookie

RW	8	TEEMU SELANNE (WPG)	51	24	48	72	3	18	6	1	4	0	163	14.7
		(ANA)	28	16	20	36	2	4	3	0	1	0	104	15.4
		(TOTAL)	79	40	68	108	5	22	9	1	5	0	267	15.0
RW	28	ROMAN OKSIJUTA (VAN)	56	16	23	39	2	42	5	0	1	0	92	17.4
		(ANA)	7	5	12	2	18	6	0	0	0	27	25.9	
		(TOTAL)	70	23	28	51	4	60	11	0	1	0	119	19.3
C	20	STEVE RUCCHIN	64	19	25	44	3	12	8	1	4	0	113	16.8
LW	25	TODD KRYGIER	60	9	28	37	-9	70	2	1	0	1	153	5.9
C	26	MIKE SILLINGER	62	13	21	34	-20	32	7	0	2	0	143	9.1
D	2	BOBBY DOLLAS	82	8	22	30	9	64	0	1	1	0	117	6.8
RW	14	JOE SACCO	76	13	14	27	1	40	1	2	2	1	132	9.8
C	93	ANATOLI SEMENOV (PHI)	44	3	13	16	3	14	0	0	2	0	55	5.5
		(ANA)	12	1	9	10	-4	10	0	0	0	0	24	4.2
		(TOTAL)	56	4	22	26	-1	24	0	0	2	0	79	5.1
C	22	SHAWN VAN ALLEN	49	8	17	25	13	41	0	0	2	0	78	10.3
LW	18	GARRY WALK	79	12	12	24	8	125	1	1	2	0	108	11.1
D	3	JASON YORK	79	3	21	24	-7	88	0	0	0	0	106	2.8
D	4	FREDRIK OLAUSSON												
		(EDM)	20	0	6	6	-14	14	0	0	0	0	20	.0
		(ANA)	36	2	16	18	7	24	1	0	0	0	63	3.2
		(TOTAL)	56	2	22	24	-7	38	1	0	0	0	83	2.4
D	10	OLEG TVERDOVSKY	51	7	15	22	0	35	2	0	0	0	84	8.3
C	32	ALEX HICKS	64	10	11	21	11	37	0	2	1	83	12.0	
D	17	DAVE KARPA	72	3	16	19	-3	270	0	1	1	0	62	4.8
RW	21	PATRIK CARNBACK	34	6	12	18	3	34	1	0	0	0	54	11.1
LW	11	VALERI KARPOV	37	9	8	17	-1	10	0	0	1	0	42	21.4
RW	16	PETER DOURIS	31	8	7	15	-3	9	2	0	3	0	45	17.8
LW	12	DAVID SACCO*	23	4	10	14	1	18	2	0	0	0	26	15.4
RW	46	J.F. JOMPHE*	31	2	12	14	7	39	2	0	0	0	46	4.3
C	19	BOB CORKUM	48	5	7	12	0	26	0	0	1	0	88	5.7
C	8	CHAD KILGER*	45	5	7	12	-2	22	0	0	1	0	38	13.2
LW	42	DENNY LAMBERT*	33	0	8	8	-2	55	0	0	0	0	28	.0
RW	36	TODD EWEN	53	4	3	7	-5	285	0	0	1	0	52	7.7
LW	24	KEN BAUMGARTNER												
		(TOR)	60	2	3	5	-5	152	0	0	1	0	27	7.4
		(ANA)	12	0	1	1	0	41	0	0	0	0	5	.0
		(TOTAL)	72	2	4	6	-5	193	0	0	1	0	32	6.3
C	21	JIM CAMPBELL*	16	2	3	5	0	36	1	0	0	0	25	8.0
D	7	MILOS HOLAN	16	2	2	4	-12	24	0	0	0	0	47	4.3
D	29	RANDY LADOUCEUR	63	1	3	4	5	47	0	0	0	0	48	2.1
D	5	ROBERT DIRK	44	1	2	3	8	42	0	0	0	0	20	5.0
D	48	DARREN VAN IMPE*	16	1	2	3	8	14	0	0	1	0	13	7.7
RW	24	STEVEN KING	7	2	0	2	-1	15	1	0	1	0	5	40.0
G	35	M. SHTALENKOV	30	0	2	2	0	2	0	0	0	0	0	.0
C	15	VIACHESLAV BUTSAYEV	7	1	0	1	-4	0	0	0	0	0	9	11.1
RW	28	DWAYNE NORRIS*	3	0	1	1	0	2	0	0	0	0	3	.6
LW	40	JEREMY STEVENSON*	3	0	1	1	1	12	0	0	0	0	1	.0
C	54	SEAN PRONGER*	7	0	1	1	0	6	0	0	0	0	3	.0
D	23	JASON MARSHALL*	24	0	1	1	3	42	0	0	0	0	9	.0
C	27	JOHN LILLEY	1	0	0	0	-1	0	0	0	0	0	0	.0
D	6	DON MCSWEEN	4	0	0	0	0	4	0	0	0	0	1	.0
D	44	OLEG MIKULCHIK	8	0	0	0	-2	4	0	0	0	0	0	.0
G	31	GUY HEBERT	59	0	0	0	0	6	0	0	0	0	0	.0
NO. GOALTENDER			GP	MIN	GAA	W-L-T	EN	SO	GA	SHOTS	SV%	G	A	PIM
31	GUY HEBERT	59	3326	2.83	28-23-5	3	4	157	1820	.914	0	0	6	
35	M. SHTALENKOV	30	1637	3.12	7-16-3	2	0	85	814	.896	0	2	2	
TOTALS			82	4982	2.97	35-39-8	5	4	247	2639	.906	0	2	8

1994-95 FINAL STATISTICS

POS	NO.	PLAYER	GP	G	A	PTS	+/-	PIM	PP	SH	GW	GT	S	PCTG
LW	9	PAUL KARIYA*	47	18	21	39	-17	4	7	1	3	1	134	13.4
C	22	SHAWN VAN ALLEN	45	8	21	29	-4	32	1	1	1	0	68	11.8
C	47	STEPHAN LEBEAU	38	8	16	24	6	12	1	0	2	0	70	11.4
LW	25	TODD KRYGIER	35	11	11	22	1	10	1	0	1	0	90	12.2
RW	16	PETER DOURIS	46	10	11	21	4	12	0	0	4	0	69	14.5
RW	21	PATRIK CARNBACK	41	6	15	21	-8	32	0	0	0	0	58	10.3
D	2	BOBBY DOLLAS	45	7	13	20	-3	12	3	1	1	0	70	10.0
C	19	BOB CORKUM	44	10	9	19	-7	25	0	0	1	1	100	10.0
RW	14	JOE SACCO	41	10	8	18	-8	23	2	0	0	0	77	13.0
C	20	STEVE RUCCHIN*	43	6	11	17	7	23	0	0	1	0	59	10.2
RW	26	MIKE SILLINGER (DET)	13	2	6	8	3	2	0	0	0	0	11	10.0
		(ANA)	15	2	5	7	1	6	2	0	0	0	28	7.1
		(TOTAL)	28	4	11	15	4	8	2	0	0	0	39	10.3
D	10	OLEG TVERDOVSKY*	36	3	9	12	-6	14	1	1	0	0	26	11.5
LW	11	VALERI KARPOV*	30	4	7	11	-4	6	0	0	0	0	48	8.3
D	3	JASON YORK* (DET)	10	1	2	3	0	2	0	0	0	0	6	16.7
		(ANA)	15	0	8	8	4	12	0	0	0	0	22	.0
		(TOTAL)	25	1	10	11	4	14	0	0	0	0	28	3.6

YEAR-BY-YEAR FINAL STATISTICS

* Rookie

D	7	MILOS HOLAN*	25	2	8	10	4	14	1	0	1	0	93	2.2
LW	18	GARRY VALK	36	3	6	9	-4	34	0	0	0	0	53	5.7
D	24	TOM KURJERS	22	4	3	7	-13	6	1	0	1	0	44	9.1
C	19	ANATOLI SEMENOV	15	3	4	7	-10	4	2	0	0	0	33	9.1
D	29	RANDY LADOUCEUR	44	2	4	6	2	36	0	0	0	0	42	4.8
D	15	DAVE KARPA (QUE)	2	0	0	0	-1	0	0	0	0	0	1	.0
		(ANA)	26	1	5	6	0	91	0	0	0	0	32	3.1
		(TOTAL)	28	1	5	6	-1	91	0	0	0	0	33	3.0
C	27	JOHN LILLEY*	9	2	2	4	2	5	1	0	0	0	10	20.0
D	4	DAVID WILLIAMS	21	2	2	4	-5	26	0	0	0	1	30	6.7
LW	42	DENNY LAMBERT*	13	1	3	4	3	4	0	0	0	0	14	7.1
D	5	ROBERT DIRK	38	1	3	4	-3	56	0	0	0	0	15	6.7
LW	8	TIM SWEENEY	13	1	1	2	-3	2	0	0	0	0	11	9.1
LW	12	DAVID SACCO*	8	0	2	2	-3	0	0	0	0	0	5	.0
D	3	MARK FERNER	14	0	1	1	-4	6	0	0	0	0	15	.0
LW	32	STU GRINSON	31	0	1	1	-7	110	0	0	0	0	14	.0
D	48	DARREN VAN IMPE*	1	0	1	1	0	4	0	0	0	0	0	.0
D	23	JASON MARSHALL*	1	0	0	0	-2	0	0	0	0	0	1	.0
D	6	DON MCSWEEN	2	0	0	0	0	0	0	0	0	0	1	.0
G	35	M. SHTALENKOV	18	0	0	0	0	2	0	0	0	0	0	.0
RW	36	TODD EWEN	24	0	0	0	-2	93	0	0	0	0	14	.0
G	31	GUY HEBERT	39	0	0	0	0	2	0	0	0	0	0	.0

* = Rookie

NO.	GOALTENDER	GP	MIN	GAA	W-L-T	EN	SO	GA	SHOTS	SV%	G	A	PIM
31	GUY HEBERT	39	2092	3.13	12-20-4	4	2	109	1132	.904	0	0	2
35	M. SHTALENKOV	18	810	3.63	4-7-1	2	0	49	448	.891	0	0	2
TOTALS		48	2913	3.38	16-27-5	6	2	164	1586	.897	0	0	4

1993-94 FINAL STATISTICS

POS	NO.	PLAYER	GP	G	A	PTS	+/-	PIM	PP	SH	GW	GT	S	PCTG
R	25	TERRY YAKE	82	21	31	52	2	44	5	0	2	0	188	11.2
C	20	BOB CORKUM	76	23	28	51	4	18	3	3	0	1	180	12.8
L	18	GARRY VALK	78	18	27	45	8	100	4	1	5	0	165	10.9
L	8	TIM SWEENEY	78	16	27	43	3	49	6	1	2	0	114	14.0
D	23	BILL HOULDER	80	14	25	39	-18	40	3	0	3	0	187	7.5
R	14	JOE SACCO	84	19	18	37	-11	61	3	1	2	1	206	9.2
L	16	PETER DOURIS	74	12	22	34	-5	21	1	0	1	0	142	8.5
C	22	SHAUN VAN ALLEN	80	8	25	33	0	64	2	2	1	0	104	7.7
C	19	ANATOLI SEMENOV	49	11	19	30	-4	12	4	0	2	0	103	10.7
D	6	SEAN HILL	68	7	20	27	-12	78	2	1	1	0	165	4.2
C	47	STEPHAN LEBEAU (MTL)	34	9	7	16	1	8	4	0	2	1	61	14.8
		(ANA)	22	6	4	10	-5	14	2	0	1	0	37	16.2
		(TOTAL)	56	15	11	26	4	22	6	0	3	1	98	15.3
C	21	PATRIK CARNBACK*	73	12	11	23	-8	54	3	0	2	0	81	14.8
D	2	BOBBY DOLLAS	77	9	11	20	20	55	1	0	1	0	121	7.4
D	4	DAVID WILLIAMS	56	5	15	20	8	42	2	0	0	0	74	6.8
L	24	TROY LONEY	62	13	6	19	-5	88	6	0	1	0	93	14.0
R	36	TODD EWEN	76	9	9	18	-7	272	0	0	2	0	59	15.3
D	39	DON MCSWEEN*	32	3	9	12	4	39	1	0	2	0	43	7.0
R	17	STEVEN KING	36	8	3	11	-7	44	3	0	1	0	50	16.0
D	29	RANDY LADOUCEUR	81	1	9	10	7	74	0	0	0	0	66	1.5
C	10	JARROD SKALDE*	20	5	4	9	-3	10	2	0	2	0	25	20.0
D	3	MARK FERNER	50	3	5	8	-16	30	0	0	0	0	44	6.8
R	48	JOHN LILLEY*	13	1	6	7	1	8	0	0	1	0	20	5.0
L	32	STU GRINSON	77	1	5	6	-6	199	0	0	0	0	34	2.9
D	44	MYLES O'CONNOR	5	0	1	1	0	6	0	0	0	0	7	.0
C	26	ROBIN BAWA	12	0	1	1	-3	7	0	0	0	0	1	.0
C	45	SCOTT MCKAY*	1	0	0	0	0	0	0	0	0	0	1	.0
L	27	LONNIE LOACH	3	0	0	0	-2	2	0	0	0	0	8	.0
D	34	ANATOLI FEDOTOV*	3	0	0	0	-1	0	0	0	0	0	1	.0
L	43	MAXIM BETS*	3	0	0	0	-3	0	0	0	0	0	1	.0
R	33	JIM THOMSON	6	0	0	0	0	5	0	0	0	0	1	.0
G	35	MIKHAIL SHTALENKOV	10	0	0	0	0	0	0	0	0	0	0	.0
G	1	RON TUGNUTT	28	0	0	0	0	2	0	0	0	0	0	.0
G	31	GUY HEBERT	52	0	0	0	0	2	0	0	0	0	0	.0

NO.	GOALTENDER	GP	MIN	GAA	W-L-T	EN	SO	GA	SHOTS	SV%	G	A	PIM
35	MIKHAIL SHTALENKOV*	10	543	2.65	3-4-1	1	0	24	265	.909	0	0	0
31	GUY HEBERT	52	2991	2.83	20-27-3	5	2	141	1513	.907	0	0	2
1	RON TUGNUTT	28	1520	3.00	10-15-1	4	1	76	828	.908	0	0	2
TOTALS		84	5079	2.97	33-46-5	10	3	251	2616	.904	0	0	4



FIRST GAME

Oct. 8, 1993 vs. the Detroit Red Wings at Honda Center

Result: Detroit 7, Anaheim 2

Attendance: 17,320 (sellout)

Coaches: Head Coach Ron Wilson, Asst. Coaches Al Sims & Tim Army

STARTING LINE-UP:

Goaltender - Guy Hebert


Defenseman - Alexei Kasatonov

Defenseman - Randy Ladouceur

Center - Anatoli Semenov

Left Wing - Troy Loney

Right Wing - Terry Yake



Ducks first-ever regular season game at Honda Center

First Goal: Sean Hill (Second period, 4:13 - power play)

First Assists: Bill Houlder & Terry Yake

First Penalty: Sean Hill, holding (First period, 11:31)

First Shot: Sean Hill (First period, 7:50)

First Victory: Oct. 13, 1993 over Edmonton, 4-3, at the Arrowhead Pond, Ron Tugnutt in goal

First Tie: Oct. 15, 1993 vs. Boston, 1-1, at the Arrowhead Pond, Ron Tugnutt in goal

First Road Win: Oct. 19, 1993 @ N.Y. Rangers, 4-2, at Madison Square Garden, Guy Hebert in goal (first-ever road game)

First Road Tie: Jan. 18, 1994 @ Toronto, 3-3, at Maple Leaf Gardens, Guy Hebert in goal

First Overtime Game: Oct. 10, 1993 vs. N.Y. Islanders, 4-3 loss, Ron Tugnutt in goal

First Overtime Win: Dec. 12, 1993 over St. Louis, 2-1, at the Arrowhead Pond, Jarrod Skalde - game winner

First Shutout: Dec. 15, 1993 @ Toronto, 1-0, Guy Hebert in goal (stopped all 38 shots)

First Hat Trick: Oct. 19, 1993 @ N.Y. Rangers (4-2 win) by Terry Yake (3-1=4)

First Hat Trick Against: Apr. 11, 1995 @ Vancouver (5-0 loss) by Pavel Bure (3-0=3)

First Shorthanded Goal: Dec. 15, 1993 @ Toronto (1-0 win) by Tim Sweeney (6:15 third period, game winner)

First Power Play Goal: Oct. 8, 1993 vs. Detroit (7-2 loss) by Sean Hill (4:13 of the second period)

First Game-Winning Goal: Oct. 13, 1993 vs. Edmonton (4-3 win) by Bill Houlder (7:14 of the second period)

First Game-Tying Goal: Jan. 19, 1994 @ Detroit (4-4 tie) by Bob Corkum (12:05 of the second period)

First Empty-Net Goal: Nov. 9, 1993 vs. Dallas in Phoenix (4-2 win) by Bob Corkum (19:31 of the third period)

First 40+ Saves Game: Nov. 19, 1993 @ Vancouver (6-3 win) by Ron Tugnutt (44 saves)

First 40+ Shots Game: Dec. 5, 1993 vs. Tampa Bay (4-2 loss), 41 shots

First 20+ Saves Period: April 8, 1994 @ Edmonton (3-1 win) by Guy Hebert - stopped all 20 shots in the second

First 20+ Shots Period: Jan. 1, 1994 @ Florida (4-2 loss), 26 shots in the third period

First 20-Goal Scorer: Bob Corkum (reached 20 goals on Feb. 16, 1994 vs. Philadelphia)

First 30-Goal Scorer: Paul Kariya (reached 30 goals on Feb. 11, 1996 @ New Jersey)

First 40-Goal Scorer: Paul Kariya (reached 40 goals on Mar. 10, 1996 vs. Los Angeles)

First 50-Goal Scorer: Paul Kariya (reached 50 goals on Apr. 14, 1996 vs. Winnipeg)

First 50-Point Scorer: Bob Corkum (reached 50 points on Mar. 13, 1994 vs. Ottawa)

First 100-Point Scorer: Paul Kariya (reached 100 points on Apr. 7, 1996 @ San Jose)

First Entry Draft Pick: Paul Kariya, fourth overall in the 1993 NHL Entry Draft

First Trade: Acquired Todd Ewen & Patrik Carnback from Montreal in exchange for a 1994 third round Entry Draft Pick on Aug. 10, 1993

First Playoff Game: Apr. 16, 1997 vs. Phoenix (4-2 win)

First Playoff Goal: Teemu Selanne

First Playoff Series Win: 4 games to 3 over Phoenix, 1997 1st Round

First Team Captain: LW Troy Loney, 1993-94

First Player in All-Star Game: D Alexei Kasatonov, 1993-94

First 1st Team NHL All-Star Selection: Paul Kariya, 1995-96

First NHL Award Winner: Paul Kariya, 1995-96 Lady Byng Trophy

CAPTAINS AND COACHES

SEASON

CAPTAIN

1993-94	Troy Loney
	Randy Ladouceur
1995-96	Randy Ladouceur
1996-97	Paul Kariya
1997-98	Paul Kariya
	Teemu Selanne
1998-99	Paul Kariya
1999-00	Paul Kariya
2000-01	Paul Kariya
2001-02	Paul Kariya
2002-03	Paul Kariya
2003-04	Steve Rucchin
2005-06	Scott Niedermayer
2006-07	Scott Niedermayer
2007-08	Chris Pronger
2008-09	Scott Niedermayer
2009-10	Scott Niedermayer
2010-11	Ryan Getzlaf
2011-12	Ryan Getzlaf
2012-13	Ryan Getzlaf
2013-14	Ryan Getzlaf

ALTERNATE CAPTAINS

Randy Ladouceur, Stu Grimson, Todd Ewen
Bob Corkum, Todd Ewen
Paul Kariya, Bobby Dallas, Todd Ewen
Bobby Dallas, Teemu Selanne
Teemu Selanne, David Karpa
J.J. Daigneault, Mark Janssens
Teemu Selanne, Kevin Haller
Teemu Selanne, Kevin Haller
Teemu Selanne, Dan Bylsma, Steve Rucchin
Oleg Tverdovsky, Steve Rucchin, Dan Bylsma
Keith Carney, Steve Rucchin
Keith Carney, Sergei Fedorov
Rob Niedermayer, Teemu Selanne, Keith Carney, Sergei Fedorov
Rob Niedermayer, Chris Pronger
Rob Niedermayer, Chris Kunitz
Chris Pronger, Ryan Getzlaf
Ryan Getzlaf, Saku Koivu
Teemu Selanne, Saku Koivu
Teemu Selanne, Saku Koivu
Teemu Selanne, Saku Koivu
Teemu Selanne, Saku Koivu


SEASON

HEAD COACH


1993-94	Ron Wilson
1994-95	Ron Wilson
1995-96	Ron Wilson
1996-97	Ron Wilson
1997-98	Pierre Page
1998-99	Craig Hartsburg
1999-00	Craig Hartsburg
2000-01	Craig Hartsburg
	Guy Charron
2001-02	Bryan Murray
2002-03	Mike Babcock
2003-04	Mike Babcock
2005-06	Randy Carlyle
2006-07	Randy Carlyle
2007-08	Randy Carlyle
2008-09	Randy Carlyle
2009-10	Randy Carlyle
2010-11	Randy Carlyle
2011-12	Randy Carlyle
	Bruce Boudreau
2012-13	Bruce Boudreau
2013-14	Bruce Boudreau

ASSISTANT COACHES

Al Sims, Tim Army, Brian Hayward
Al Sims, Tim Army, Brian Hayward
Al Sims, Tim Army
Walt Kyle, Tim Army
Walt Kyle, Don Hay
George Burnett, Newell Brown
George Burnett, Newell Brown
Guy Charron, Terry Simpson
Terry Simpson, Kelly Miller
Guy Charron, Tom Watt
Lorne Henning, Paul MacLean
Lorne Henning, Paul MacLean, Greg Carvel
Dave Farrish, Newell Brown
Dave Farrish, Newell Brown
Dave Farrish, Newell Brown
Dave Farrish, Newell Brown
Dave Farrish, Newell Brown
Dave Farrish, Newell Brown
Dave Farrish, Mike Foligno
Dave Farrish, Mike Foligno
Bob Woods, Brad Lauer
Bob Woods, Brad Lauer
Bob Woods, Brad Lauer



Bruce Boudreau



Ryan Getzlaf

YEAR-BY-YEAR LEADERS



(Anaheim totals only; minimum 40 games played ;

* - led NHL)

2004-05 season cancelled due to NHL work stoppage

GAMES PLAYED

13-14	Andrew Cogliano	82
12-13	F. Beauchemin, A. Cogliano, D Winnik	48
11-12	T. Selanne, R. Getzlaf, B. Ryan, C. Fowler, A. Cogliano, F. Beauchemin	82
10-11	C. Perry, B. Ryan	82
09-10	Corey Perry	82
08-09	S. Niedermayer, C. Pronger	82
07-08	F. Beauchemin, C. Kunitz, S. O'Donnell	82
06-07	T. Selanne, A. McDonald, R. Getzlaf, D. Penner, C. Perry, S. Pahlsson, T. Moen, R. Niedermayer	82
05-06	A. McDonald, S. Niedermayer, S. Pahlsson, V. Vishnevski	82
03-04	S. Pahlsson, V. Prospal, S. Rucchin, R. Salei	82
02-03	N. Havelid, P. Kariya, S. Rucchin, P. Sykora	82
01-02	P. Kariya, M. Leclerc, R. Salei	82
00-01	D. Bylsma, M. Cullen, O. Tverdovsky	82
99-00	Oleg Tverdovsky	82
98-99	Kevin Haller, Paul Kariya	82
97-98	David Karpa	78
96-97	Jari Kuri	82
95-96	Bobby Dallas, Paul Kariya	82
94-95	Paul Kariya	47
93-94	Joe Sacco	84

POINTS

13-14	Ryan Getzlaf	31-56=87
12-13	Ryan Getzlaf	15-34=49
11-12	Teemu Selanne	26-40=66
10-11	Corey Perry	50-48=98
09-10	Corey Perry	27-49=76
08-09	Ryan Getzlaf	25-66=91
07-08	Ryan Getzlaf	24-58=82
06-07	Teemu Selanne	48-46=94
05-06	Teemu Selanne	40-50=90
03-04	Sergei Fedorov	31-34=65
02-03	Paul Kariya	25-56=81
01-02	Paul Kariya	32-25=57
00-01	Paul Kariya	33-34=67
99-00	Paul Kariya	42-44=86
98-99	Teemu Selanne	47-60=107
97-98	Teemu Selanne	52-34=86
96-97	Teemu Selanne	51-58=109
95-96	Paul Kariya	50-58=108
94-95	Paul Kariya	18-21=39
93-94	Terry Yake	21-31=52

GOALS

13-14	Corey Perry	43
12-13	Corey Perry, Ryan Getzlaf	15
11-12	Corey Perry	37
10-11	Corey Perry	50*
09-10	Bobby Ryan	35
08-09	Corey Perry	32
07-08	Corey Perry	29
06-07	Teemu Selanne	48
05-06	Teemu Selanne	40
03-04	Sergei Fedorov	31
02-03	Petr Sykora	34
01-02	Paul Kariya	32

00-01	Paul Kariya	33
99-00	Paul Kariya	42
98-99	Teemu Selanne	47
97-98	Teemu Selanne	52
96-97	Teemu Selanne	51
95-96	Paul Kariya	50
94-95	Paul Kariya	18
93-94	Bob Corkum	23

ASSISTS

13-14	Ryan Getzlaf	56
12-13	Ryan Getzlaf	34
11-12	Ryan Getzlaf	46
10-11	Ryan Getzlaf	57
09-10	Ryan Getzlaf	50
08-09	Ryan Getzlaf	66
07-08	Ryan Getzlaf	58
06-07	Scott Niedermayer	54
05-06	Andy McDonald	51
03-04	Vinny Prospal	35
02-03	Paul Kariya	56
01-02	Matt Cullen	30
00-01	Oleg Tverdovsky	59
99-00	Teemu Selanne	52
98-99	Paul Kariya	62
97-98	Steve Rucchin	36
96-97	Teemu Selanne	58
95-96	Paul Kariya	58
94-95	Paul Kariya, Shaun Van Allen	21
93-94	Terry Yake	31

DEFENSIVE SCORING

13-14	Cam Fowler	6-30=36
12-13	Francois Beauchemin	6-18=24
11-12	Cam Fowler	5-24=29
10-11	Lubomir Visnovsky	18-50=68*
09-10	Scott Niedermayer	10-38=48
08-09	Scott Niedermayer	14-45=59
07-08	Chris Pronger	12-31=43
06-07	Scott Niedermayer	15-54=69*
05-06	Scott Niedermayer	13-50=63
03-04	Niclas Havelid	6-20=26
02-03	Niclas Havelid	11-22=33
01-02	Oleg Tverdovsky	6-26=32
00-01	Oleg Tverdovsky	14-39=53
99-00	Oleg Tverdovsky	15-36=51
98-99	Fredrik Olsson	16-40=56
97-98	Dmitri Mironov	6-30=36
96-97	Dmitri Mironov	12-34=46
95-96	Bobby Dallas	8-22=30
94-95	Bobby Dallas	7-13=20
93-94	Bill Houlder	14-25=39

PLUS/MINUS (+/-)

13-14	Corey Perry	+32
12-13	F. Beauchemin, S. Souray	+19
11-12	Sheldon Brookbank	+11
10-11	Toni Lydman	+32
09-10	Saku Koivu	+14
08-09	Steve Montador	+14
07-08	Ryan Getzlaf	+32
06-07	Chris Pronger	+27
05-06	Teemu Selanne	+28
03-04	Martin Skoula	+3

02-03	Samuel Pahlsson, Sandis Ozolins	+10
01-02	Keith Carney	+14
00-01	Tony Hrkac	0
99-00	Paul Kariya	+22
98-99	Teemu Selanne	+18
97-98	Paul Kariya, Teemu Selanne	+12
96-97	Paul Kariya	+36
95-96	Shaun Van Allen	+13
94-95	Steve Rucchin	+7
93-94	Bobby Dallas	+20

PENALTY MINUTES

13-14	Patrick Maroon	101
12-13	Corey Perry	72
11-12	Corey Perry	127
10-11	George Parros	171
09-10	George Parros	136
08-09	George Parros	135
07-08	George Parros	183
06-07	Shane O'Brien	140
05-06	Todd Fedoruk	174
03-04	Garrett Burnett	184
02-03	Kevin Sawyer	115
01-02	Kevin Sawyer	221
00-01	Jim Cummins	167
99-00	Stu Grimson	116
98-99	Stu Grimson	158
97-98	David Karpa	217
96-97	Warren Rychel	218
95-96	Todd Ewen	285
94-95	Stu Grimson	110
93-94	Todd Ewen	272

SHOTS

13-14	Corey Perry	280
12-13	Corey Perry	128
11-12	Corey Perry	227
10-11	Corey Perry	290
09-10	Corey Perry	270
08-09	Corey Perry	283
07-08	Corey Perry	200
06-07	Teemu Selanne	257
05-06	Joffrey Lupul	296
03-04	Petr Sykora	277
02-03	Petr Sykora	299
01-02	Paul Kariya	289
00-01	Paul Kariya	230
99-00	Paul Kariya	324
98-99	Paul Kariya	429*
97-98	Teemu Selanne	268
96-97	Paul Kariya	340*
95-96	Paul Kariya	349
94-95	Paul Kariya	134
93-94	Joe Sacco	206

SHOOTING PERCENTAGE

13-14	Corey Perry	15.4%
12-13	Andrew Cogliano	16.5%
11-12	Bobby Ryan	15.2%
10-11	Corey Perry	17.2%
09-10	George Parros	16.0%
08-09	Bobby Ryan	17.8%
07-08	Corey Perry	14.5%
06-07	Teemu Selanne	18.7%

YEAR-BY-YEAR LEADERS

05-06	Teemu Selanne	15.0%
03-04	Steve Rucchin	13.5%
02-03	Adam Oates	13.4%
01-02	German Titov	20.6%
00-01	Tony Hrkac	14.8%
99-00	Steve Rucchin	14.5%
98-99	Stu Grimson	30.0%
97-98	Teemu Selanne	19.4%
96-97	Teemu Selanne	18.7%
95-96	Steve Rucchin	16.8%
94-95	Peter Douris	14.5%
93-94	Todd Ewen	15.3%

POWER PLAY GOALS

13-14	Corey Perry	8
12-13	Corey Perry	5
11-12	Corey Perry	14
10-11	Teemu Selanne	16
09-10	Teemu Selanne	14
08-09	Teemu Selanne	16
07-08	Corey Perry	11
06-07	Teemu Selanne	25*
05-06	Teemu Selanne	18
03-04	Steve Rucchin, Sergei Fedorov	9
02-03	Petr Sykora	15
01-02	Paul Kariya	11
00-01	Paul Kariya	18
99-00	Paul Kariya	11
98-99	Teemu Selanne	25*
97-98	Teemu Selanne	10
96-97	Paul Kariya	15
95-96	Paul Kariya	20
94-95	Paul Kariya	7
93-94	Troy Loney, Tim Sweeney	6

SHORTHANDED GOALS

13-14	Andrew Cogliano	3
12-13	Ryan Getzlaf	3
11-12	Bobby Ryan	2
10-11	Corey Perry	4
09-10	Todd Marchant	3
08-09	Todd Marchant, Travis Moen	2
07-08	Samuel Pahlsson	3
06-07	Todd Marchant	3
05-06	Samuel Pahlsson	3
03-04	Sergei Fedorov	2
02-03	Eight players	1
01-02	M. Cullen, J. Friesen, S. Pahlsson, D. Bylsma	1
00-01	Paul Kariya	3
99-00	Paul Kariya	3
98-99	Paul Kariya	2
97-98	Joe Sacca, Scott Young	2
96-97	Paul Kariya	3
95-96	Paul Kariya	3
94-95	B. Dolas, P. Kariya, O. Tverdokvsky, S. Van Allen	1
93-94	Bob Corkum	3

GAME-WINNING GOALS

13-14	Corey Perry	9
12-13	Corey Perry, Kyle Palmieri	5
11-12	Corey Perry	6
10-11	Corey Perry	11*
09-10	Saku Koivu	6
08-09	Corey Perry	8

07-08	Chris Kunitz	6
06-07	Teemu Selanne	10
05-06	Andy McDonald	7
03-04	Sergei Fedorov	6
02-03	Niclas Havelid, Petr Sykora	5
01-02	Paul Kariya	8
00-01	Teemu Selanne	5
99-00	Teemu Selanne	6
98-99	Teemu Selanne	7
97-98	Teemu Selanne	10
96-97	Paul Kariya	10*
95-96	Paul Kariya	9
94-95	Peter Douris	4
93-94	Garry Valk	5

OVERTIME GOALS

13-14	N. Bonino, R. Getzlaf, S. Koivu, K. Palmieri, M. Perreault, C. Perry, S. Robidas	1
12-13	Corey Perry	1
11-12	C. Perry, R. Getzlaf	1
10-11	C. Perry, R. Getzlaf, L. Visnovsky, C. Fowler	2
09-10	Saku Koivu	2
08-09	S. Niedermayer	2
07-08	F. Beauduchemin, S. Pahlsson, C. Pronger, M. Schneider	2
06-07	Teemu Selanne	2
05-06	S. Niedermayer, J. Hedstrom, S. Ozolish	1
03-04	S. Fedorov, N. Havelid, R. Niedermayer, P. Sykora	1
02-03	N. Havelid, S. Thomas	2
01-02	M. Leclerc, K. Carney, G. Titov	1
00-01	M. Crowley, N. Havelid, P. Tenkrat, O. Tverdokvsky	1
99-00	Oleg Tverdokvsky	2
98-99	Steve Rucchin	1
97-98	J. Sacca, T. Selanne, S. Young	1
96-97	Steve Rucchin	2
95-96	Paul Kariya	3
94-95	Peter Douris, Stephan Lebeau	1
93-94	Garry Valk, Jarrod Skalde	1

HAT TRICKS

13-14	Ryan Getzlaf	2
12-13	N. Bonino, A. Cogliano, K. Palmieri	1
11-12	Corey Perry	2
10-11	Corey Perry	3
09-10	None Recorded	0
08-09	Teemu Selanne, Bobby Ryan	1
07-08	Teemu Selanne	1
06-07	Chris Kunitz, Teemu Selanne	1
05-06	Jonathan Hedstrom	1
03-04	Vaclav Prospal	1
02-03	Paul Kariya	1
01-02	Paul Kariya	2
00-01	Paul Kariya	2
99-00	Teemu Selanne	1
98-99	Teemu Selanne	1
97-98	Teemu Selanne	3
96-97	Paul Kariya	2
95-96	Teemu Selanne	2
94-95	None Recorded	0
93-94	Terry Yake	1

SAVE PERCENTAGE (MIN. 15 GAMES)

13-14	Frederik Andersen	.923%
12-13	Viktor Fasth	.921%

11-12	Jonas Hiller	.910%
10-11	Jonas Hiller	.924%
09-10	Jonas Hiller	.918%
08-09	Jonas Hiller	.919%
07-08	Jonas Hiller	.927%
06-07	Jean-Sebastien Giguere	.918%
05-06	Jean-Sebastien Giguere	.911%
03-04	Martin Gerber	.918%
02-03	Martin Gerber	.929%
01-02	Jean-Sebastien Giguere	.920%
00-01	Jean-Sebastien Giguere	.911%
99-00	Guy Hebert	.908%
98-99	Dominic Roussel	.923%
97-98	Guy Hebert	.903%
96-97	Guy Hebert	.919%
95-96	Guy Hebert	.914%
94-95	Guy Hebert	.904%
93-94	Ron Tugnutt	.908%

GOALS-AGAINST AVERAGE (MIN. 15 GAMES)

13-14	Frederik Andersen	2.29
12-13	Viktor Fasth	2.18
11-12	Jonas Hiller	2.57
10-11	Jonas Hiller	2.56
09-10	Jonas Hiller	2.73
08-09	Jonas Hiller	2.39
07-08	Jonas Hiller	2.06
06-07	Jean-Sebastien Giguere	2.26
05-06	Ilya Bryzgalov	2.51
03-04	Martin Gerber	2.26
02-03	Martin Gerber	1.94
01-02	Jean-Sebastien Giguere	2.13
00-01	Jean-Sebastien Giguere	2.57
99-00	Guy Hebert	2.51
98-99	Guy Hebert	2.42
97-98	Guy Hebert	2.93
96-97	Guy Hebert	2.67
95-96	Guy Hebert	2.83
94-95	Guy Hebert	3.13
93-94	Guy Hebert	2.83

WINS

13-14	Jonas Hiller	29
12-13	Viktor Fasth, Jonas Hiller	15
11-12	Jonas Hiller	29
10-11	Jonas Hiller	26
09-10	Jonas Hiller	30
08-09	Jonas Hiller	23
07-08	Jean-Sebastien Giguere	35
06-07	Jean-Sebastien Giguere	36
05-06	Jean-Sebastien Giguere	30
03-04	Jean-Sebastien Giguere	17
02-03	Jean-Sebastien Giguere	34
01-02	Jean-Sebastien Giguere	20
00-01	Guy Hebert	12
99-00	Guy Hebert	28
98-99	Guy Hebert	31
97-98	Guy Hebert, Mikhail Shtalenkov	13
96-97	Guy Hebert	29
95-96	Guy Hebert	28
94-95	Guy Hebert	12
93-94	Guy Hebert	20

YEAR-BY-YEAR LEADERS



SHUTOUTS

13-14	Jonas Hiller	5
12-13	Viktor Fasth	4
11-12	Jonas Hiller	4
10-11	Jonas Hiller	5
09-10	Jonas Hiller	2
08-09	Jonas Hiller	4
07-08	Jean-Sebastien Giguere	4
06-07	Jean-Sebastien Giguere	4
05-06	Jean-Sebastien Giguere	2
03-04	Jean-Sebastien Giguere	3
02-03	Jean-Sebastien Giguere	8
01-02	Jean-Sebastien Giguere	4
00-01	Jean-Sebastien Giguere	4
99-00	Guy Hebert	4
98-99	Guy Hebert	6
97-98	Guy Hebert	3
96-97	Guy Hebert	4
95-96	Guy Hebert	4
94-95	Guy Hebert	2
93-94	Guy Hebert	2

DUCKS YEAR-BY-YEAR REAL TIME SCORING LEADERS

(since the start of the 1997-98 season)

TIME ON ICE (MINUTES PER GAME)

13-14	Cam Fowler	23:51
12-13	Francois Beauchemin	23:27
11-12	Francois Beauchemin	25:33
10-11	Lubomir Visnovsky	24:17
09-10	Scott Niedermayer	26:30
08-09	Chris Pronger	26:56
07-08	Chris Pronger	26:00
06-07	Scott Niedermayer	27:30
05-06	Scott Niedermayer	25:30
03-04	Ruslan Salei	23:41
02-03	Keith Carney	22:33
01-02	Oleg Tverdokvsky	22:50
00-01	Oleg Tverdokvsky	24:24
99-00	Paul Kariya	24:21
98-99	Paul Kariya	25:32
97-98	Dmitri Mironov	25:44

ALL-TIME 10 FASTEST GOALS SCORED BY ANAHEIM

(FROM THE START OF A GAME)

TIME	DATE	OPPONENT	GOAL
1. :08	3/9/97	@ COL	Kariya (Rucchin)
2. :16	1/15/97	@ CGY	Rucchin (Selanne, Dallas)
:16	1/4/08	vs. CHI	Perry (O'Donnell, Getzlaf)
4. :19	11/3/02	vs. SJ	Chistov (Havelid, Leclerc)
:19	12/12/10	vs. MIN	Perry (Ryan)
6. :20	1/22/00	@ SJ	Selanne (Tinka)
7. :21	3/9/08	vs. MTL	Marchant (Weight, Bertuzzi)
:21	3/2/13	@ PHX	Cagliano (Koivu, Lydman)
9. :22	4/9/95	vs. LA	Holan (Corkum, Sacco)
:22	3/24/03	vs. CBJ	Leclerc (Kariya, Rucchin)

SHIFTS PER GAME

13-14	Cam Fowler	29.3
12-13	Francois Beauchemin	25.8
11-12	Francois Beauchemin	25.9
10-11	Saku Koivu, P. Mara	27.2
09-10	Scott Niedermayer	27.3
08-09	Chris Pronger	28.9
07-08	Chris Pronger	28.2
06-07	Chris Pronger	27.8
05-06	Francois Beauchemin	26.4
03-04	Steve Rucchin	28.5
02-03	Steve Rucchin	28.4
01-02	Keith Carney	26.1
00-01	Oleg Tverdokvsky	28.4
99-00	Paul Kariya	26.4
98-99	Kevin Haller	27.2
97-98	Paul Kariya	27.3

FACEOFF WIN PERCENTAGE

13-14	Mathieu Perreault	52.6%
12-13	David Steckel	57.1%
11-12	Saku Koivu	52.4%
10-11	Saku Koivu	52.8%
09-10	Saku Koivu	51.4%
08-09	Samuel Pahlsson	53.5%
07-08	Samuel Pahlsson	55.0%
06-07	Andy McDonald	55.4%
05-06	Andy McDonald	56.3%
03-04	Jason Krog	58.5%
02-03	Jason Krog	60.4%
01-02	Marc Chouinard	54.9%
00-01	Marc Chouinard	60.9%
99-00	Steve Rucchin	53.4%
98-99	Travis Green	52.8%
97-98	Mark Janssens	57.9%

TOTAL FACEOFFS TAKEN

13-14	Ryan Getzlaf	1,411
12-13	Saku Koivu	851
11-12	Ryan Getzlaf	1,354
10-11	Saku Koivu	1,339
09-10	Ryan Getzlaf	1,124
08-09	Ryan Getzlaf	1,128
07-08	Ryan Getzlaf	1,152
06-07	Samuel Pahlsson	1,523

05-06	Samuel Pahlsson	1,517
03-04	Sergei Fedorov	1,558
02-03	Steve Rucchin	1,613
01-02	Matt Cullen	1,283
00-01	Matt Cullen	1,478
99-00	Steve Rucchin	1,996
98-99	Steve Rucchin	1,845
97-98	Steve Rucchin	1,699

TOTAL FACEOFF WINS

13-14	Ryan Getzlaf	692
12-13	Saku Koivu	437
11-12	Saku Koivu	646
10-11	Saku Koivu	707
09-10	Saku Koivu	571
08-09	Samuel Pahlsson	569
07-08	Samuel Pahlsson	586
06-07	Samuel Pahlsson	802
05-06	Samuel Pahlsson	801
03-04	Sergei Fedorov	882
02-03	Steve Rucchin	874
01-02	Matt Cullen	660
00-01	Matt Cullen	710
99-00	Steve Rucchin	1,066
98-99	Steve Rucchin	965
97-98	Steve Rucchin	923

TOTAL FACEOFF LOSSES

13-14	Ryan Getzlaf	719
12-13	Saku Koivu	414
11-12	Ryan Getzlaf	715
10-11	Ryan Getzlaf	641
09-10	Ryan Getzlaf	591
08-09	Ryan Getzlaf	562
07-08	Ryan Getzlaf	607
06-07	Samuel Pahlsson	721
05-06	Samuel Pahlsson	716
03-04	Sergei Fedorov	676
02-03	Steve Rucchin	739
01-02	Matt Cullen	623
00-01	Matt Cullen	768
99-00	Steve Rucchin	930
98-99	Steve Rucchin	880
97-98	Steve Rucchin	776

ALL-TIME 10 FASTEST GOALS SCORED BY ANAHEIM OPPONENTS

(FROM THE START OF A GAME)

TIME	DATE	OPPONENT	GOAL
1. :09	1/16/94	vs. VAN	Linden (Namestnikov, Babych)
2. :13	10/21/11	vs. DAL	Eriksson (Oh, Benn)
3. :14	2/2/11	vs. SJ	Heatley (Thorton, Murray)
:14	10/29/11	@ NSH	Horqvist (Wilson, Weber)
5. :15	4/1/12	vs. EDM	Hankainen (Eberle)
6. :17	2/25/01	vs. CBJ	Knutsen (Unassisted)
:17	10/15/10	vs. ATL	Stewart (Ladd, Little)
8. :18	1/22/97	vs. NJ	Rolston (Holik, Andrechuk)
9. :21	4/15/06	@ SJ	J. Thornton (Ekman, Cheechoo)
10. :23	12/31/05	@ STL	Mayers (Wideman)

ALL-TIME NUMERICAL ROSTER

(All players who have appeared in at least one game entering 2013-14, including which season they played in)

- | | | | |
|--------------------------------|--------------------------------|------------------------------|----------------------------------|
| 1 Ron Tugnutt, 93-94 | Steve Eminger, 09-10 | 15 Steve Rucchin, 94-95 | Stephane Robidas, 13-14 |
| Mike O'Neill, 96-97 | Andrew Cogliano, 11-14 | David Karpa, 94-95 | 20 Bob Corkum, 93-95 |
| Gregg Nauumenko, 00-01 | 8 Tim Sweeney, 93-95 | Viacheslav Butsayev, 95-96 | Steve Rucchin, 94-04 |
| Jonas Hiller, 07-14 | Chad Kilger, 95-96 | Dmitri Mironov, 96-98 | Maxim Kondratiev, 07-08 |
| 2 Bobby Dallas, 93-98 | Teemu Selanne, 96-01, 06-14 | Tony Hrkac, 99-01 | Geoff Platt, 07-08 |
| Fredrik Olausson, 98-00, 02-03 | Sandis Ozolinsh, 02-06 | Jim Cummins, 01-02 | Ryan Carter, 08-11 |
| Todd Simpson, 03-04 | 9 Paul Kariya, 94-03 | Jeffrey Lupul, 03-06 | David Steckel, 12-14 |
| Ken Klee, 08-09 | Bobby Ryan, 08-13 | Ryan Getzlaf, 06-14 | 21 Patrik Carnback, 93-95 |
| 3 Mark Ferner, 93-94 | 10 Jarrod Skalde, 93-94 | 16 Peter Douris, 93-96 | Jim Campbell, 95-96 |
| Jason York, 95-96 | Oleg Tverdokvsky, 94-96, 99-02 | Warren Rychel, 96-98 | Igor Nikulin, 96-97 |
| Patrick Traverse, 00-01 | Roman Oksiuta, 96-97 | Marty McInnis, 98-02 | Espen Knutsen, 97-98 |
| Keith Carney, 01-06 | Sean Pronger, 97-98 | George Parros, 06-12 | Scott Ferguson, 98-99 |
| Bret Hedican, 08-09 | Josef Marha, 97-99 | 17 Steven King, 93-94 | Ted Donato, 99-00 |
| Andreas Lilja, 10-11 | Jason Krog, 02-04 | David Karpa, 95-96 | Dan Bylsma, 00-04 |
| 4 David Williams, 93-95 | Corey Perry, 06-14 | Jari Kurri, 96-97 | Sean O'Donnell, 05-08 |
| Fredrik Olausson, 95-96 | 11 Valeri Karpov, 94-97 | Tomas Sandstrom, 97-99 | Sheldon Brookbank, 08-12 |
| Jamie Pushor, 97-99 | Shawn Antoski, 97-98 | Matt Cullen, 99-03 | Kyle Palmieri, 13-14 |
| Antti-Jussi Niemi, 01-02 | Matt Cullen, 98-99 | Cam Severson, 03-04 | 22 Shaun Van Allen, 93-96 |
| Lance Ward, 02-04 | Kip Miller, 99-00 | Jonathan Hedstrom, 05-06 | Ken Baumgartner, 96-97 |
| Todd Bertuzzi, 07-08 | Andy McDonald, 00-01 | Dustin Penner, 06-07, 13-14 | Brent Severyn, 97-98 |
| Nick Boynton, 09-10 | Jeff Friesen, 00-02 | Brian Sutherby, 07-09 | Johan Davidsson, 98-00 |
| Aaron Ward, 09-10 | Marc Chouinard, 02-03 | Petteri Nokelainen, 08-10 | Jorgen Jonsson, 99-00 |
| Cam Fowler, 10-14 | Mathieu Schneider, 07-08 | Lubomir Visnovsky, 09-12 | Jonas Ronnqvist, 00-01 |
| 5 Robert Dirk, 94-96 | Saku Koivu, 09-14 | 18 Garry Valk, 93-97 | Alexei Smirnov, 02-04 |
| Ruslan Salei, 96-97 | 12 David Sacco, 95-96 | Mark Janssens, 97-98 | Todd Marchant, 05-11 |
| Drew Bannister, 97-98 | Kevin Todd, 96-98 | Ted Drury, 98-00 | Mathieu Perreault, 13-14 |
| Kevin Haller, 98-00 | Mike Leclerc, 98-04 | Maxim Balmochnykh, 99-00 | 23 Bill Houlder, 93-94 |
| Vitaly Vishnevski, 00-06 | Jeff Friesen, 05-06 | Petr Tenkrat, 00-02 | Jason Marshall, 94-96, 97-01 |
| Ric Jackman, 06-07 | Brandon Bochenski, 07-08 | Patric Kjellberg, 01-03 | Brian Bellows, 96-97 |
| Steve Montador, 08-09 | Josh Green, 08-09, 10-11 | Mikael Holmqvist, 03-04 | Sergei Krivokrasov, 01-02 |
| Luca Sbisa, 09-14 | Niklas Hagman, 11-12 | Ian Moran, 06-07 | Stanislav Chistov, 02-04 |
| 6 Sean Hill, 93-94 | 13 Ted Drury, 96-98 | Drew Miller, 06-09 | Francois Beaudemin, 05-09, 10-14 |
| Don McSween, 94-96 | German Titov, 00-02 | Mark Bell, 11-12 | Paul Mara, 10-11 |
| Doug Houda, 97-98 | Teemu Selanne, 05-06 | Radek Dvorak, 12-13 | 24 Troy Loney, 93-94 |
| Vitaly Vishnevski, 99-01 | Mark Hartigan, 06-07 | Tim Jackman, 13-14 | Tom Kurvers, 94-95 |
| Jason Marshall, 05-06 | Mike Brown, 08-10 | 19 Anatoli Semenov, 93-95 | Steven King, 95-96 |
| Nathan McIver, 08-09 | Nick Bonino, 12-14 | Bob Corkum, 95-96 | Ken Baumgartner, 95-96 |
| Kurtis Foster, 11-12 | 14 Joe Sacco, 93-98 | Shawn Antoski, 96-97 | Mark Janssens, 96-97 |
| Ben Lovejoy, 12-14 | Antti Aalto, 98-01 | Jeff Nielsen, 97-00 | Ruslan Salei, 97-06 |
| 7 Alexei Kasatonov, 93-94 | Cam Severson, 02-04 | Jim Cummins, 00-01 | Stanislav Chistov, 06-07 |
| Milos Holan, 95-96 | Martin Skoula, 03-04 | Andy McDonald, 01-08 | Brad May, 06-09 |
| Pavel Trnka, 97-03 | Chris Kunitz, 06-09 | Ryan Whitney, 08-10 | Evgeny Artyukhin, 09-10 |
| Bruno St. Jacques, 05-06 | Jeffrey Lupul, 09-10 | Jeffrey Lupul, 10-11 | Francois Beaudemin, 10-11 |
| Shane Hnidy, 07-08 | Maxim Lapierre, 10-11 | Brad Winchester, 10-11 | 25 Terry Yake, 93-94 |
| Marc-Andre Bergeron, 07-08 | Ben Maxwell, 11-12 | Jean-Francois Jacques, 11-12 | Todd Krygier, 95-96 |
| Brendan Morrison, 08-09 | Rod Pelley, 11-12 | Matthew Lombardi, 12-13 | Adrian Plavsic, 96-97 |

ALL-TIME NUMERICAL ROSTER



- Mike Crowley, 98-99, 00-01
 Frank Banham, 99-00
 Kevin Sawyer, 01-03
 Zenon Konopka, 05-06
 Chris Pronger, 06-09
 Andy Sutton, 10-11
 Brad Staubitz, 12-13
- 26** Robin Bawa, 93-94
 Mike Sillinger, 95-96
 Nikolai Tsulygin, 96-97
 Jeremy Stevenson, 99-00
 Andrei Nazarov, 00-01
 Samuel Pahlsson, 00-09
 Erik Christensen, 08-10
 Jason Blake, 09-10
 Danny Syvret, 10-11
- 27** Lonnie Loach, 93-94
 John Lilley, 94-95
 Mike Lederer, 96-98
 Pascal Trepanier, 98-01
 Denny Lambert, 01-02
 Craig Johnson, 03-04
 Peter Schastlivy, 03-04
 Scott Niedermayer, 05-10
- 28** Dwayne Norris, 94-95
 Roman Oksuta, 95-96
 Jason Marshall, 96-97
 Niclas Havelid, 99-04
 Tyler Wright, 05-06
 Mark Mowers, 07-08
 Kyle Chipchura, 09-11
 Mark Fistric, 13-14
- 29** Randy Ladouceur, 93-96
 Darren Van Impe, 96-98
 Frank Banham, 97-98
 Ladislav Kohn, 99-01
 Timo Parssinen, 01-02
 Martin Gerber, 02-04
 Todd Fedoruk, 05-07
 Sebastien Caron, 06-07
 Ray Emery, 10-11
- 30** Dominic Roussel, 98-01
 Ilya Bryzgalov, 01-02, 03-08
 Timo Pielmeier, 10-11
 Viktor Fasth, 12-14
- 31** Guy Hebert, 93-01
- Steve Shields, 01-02
 Michael Wall, 06-07
 Curtis McElhinney, 09-11
 Iiro Tarkki, 11-12
 Frederik Andersen, 13-14
- 32** Stu Grimson, 93-95, 98-00
 Alex Hicks, 95-96
 Richard Park, 96-98
 Marc Chouinard, 00-03
 Steve Thomas, 02-03
 Travis Moen, 05-09
 Kyle Calder, 09-10
 Toni Lydman, 10-13
- 33** Jim Thomson, 93-95
 David Karpa, 96-98
 Jim McKenzie, 98-00
 Ed Ward, 99-00
 Jason York, 01-02
 Mark Popovich, 03-04
 Joe DiPenta, 05-08
 Jason Blake, 09-12
 Jakob Silfverberg, 13-14
- 34** Anatoli Fedotov, 93-94
 Dan Trebil, 96-99
 Kurt Sauer, 02-04
 Aaron Rome, 06-07
 James Wisniewski, 08-10
 Aaron Voros, 10-11
 Nate Guenin, 11-12
 Daniel Winnik, 12-14
- 35** Mikhail Shtalenkov, 93-98
 Tom Askey, 98-99
 Jean-Sebastien Giguere, 00-10
- 36** Todd Ewen, 93-96
 J.J. Daigneault, 96-98
 Tony Tuzzolino, 97-98
 Drew Bannister, 01-02
 John Gibson, 13-14
- 37** Marc Moro, 97-98
 Bob Wren, 00-01
 Aris Brimaris, 01-02
 Chris O'Sullivan, 02-03
 Kip Brennan, 05-06
 Shane O'Brien, 06-07
 Jarkko Ruutu, 10-11
- 38** Mike Crowley, 97-98
- Rob Valicevic, 02-03
 Chris Kunitz, 03-06
 Ryan Shannon, 06-07
 Dan Ellis, 10-12
- 39** Don McSween, 93-94
 Frank Banham, 96-97
 Travis Green, 97-99, 06-07
 Petr Sykora, 02-06
 Doug Weight, 07-08
 Matt Beleskey, 09-14
- 40** Jeremy Stevenson, 95-98
 Antti-Jussi Niemi, 00-01
 Vaclav Prospal, 03-04
 Aaron Govey, 05-06
 Kent Huskins, 06-09
 Jordan Hendry, 12-13
 Nolan Yanomka, 13-14
- 41** Chris Armstrong, 03-04
 David McKee, 06-07
 Nathan Ostryck, 09-10
 Andrew Gordon, 11-12
- 42** Denny Lambert, 94-96
 Barry Nieckar, 96-98
 Trevor Gillies, 05-06
 Jason King, 07-08
 Dan Sexton, 09-11
- 43** Maxim Bets, 93-94
 Bjorn Melin, 06-07
 Jeff Deslauriers, 11-12
- 44** Myles O'Connor, 93-94
 Oleg Mikulchik, 95-96
 Antti Aalto, 97-98
 Mike Brown, 02-03
 Rob Niedermayer, 02-09
 Sheldon Souray, 12-13
- 45** Scott McKay, 93-94
 Matt Cullen, 97-98
 Shawn Thornton, 06-07
 Sami Vatanen, 12-14
- 46** J.F. Jomphe, 95-98
 Kevin Sawyer, 00-01
 Tony Martensson, 03-04
 Curtis Glenross, 06-07
 Joe Motzko, 06-07
- 47** Stephan Lebeau, 94-95
 Espen Knutsen, 97-98
- Tim Brent, 06-07
 Hampus Lindholm, 13-14
- 48** John Lilley, 93-94
 Darren Van Impe, 94-96
 Scott Young, 97-98
 Andy McDonald, 00-01
 Casey Hankinson, 03-04
 Mark Mowers, 07-08
 Andrew Ebbett, 07-10
- 49** Maxime Maceneauer, 11-12
- 50** Bob Wren, 97-98
 Troy Bodie, 08-11
- 51** Craig Reichert, 96-97
 Jonathan Hedstrom, 02-03
 Ryan Getzlaf, 05-06
 Kyle Palmieri, 10-13
 Alex Grant, 13-14
- 52** Peter LeBoutillier, 96-98
 Ryan Carter, 06-08
- 53** Brett Festerling, 08-11
- 54** Sean Pronger, 95-97
 Bobby Ryan, 07-09
 Cam Fowler, 10-11
- 55** Garrett Burnett, 03-04
 Brian Salcido, 08-09
 Bryan Allen, 12-14
- 56** Petteri Wirtanen, 07-08
- 58** Ryan O'Marra, 11-12
- 60** Brendan Mikkelsen, 08-11
- 61** Corey Perry, 05-06
- 62** Patrick Maroon, 11-14
- 63** Nick Bonino, 09-12
- 64** Matt Beleskey, 08-09
 Brandon McMillan, 10-13
- 65** Emerson Etem, 12-14
- 67** Tom Askey, 97-98
 MacGregor Sharp, 09-10
 Rickard Rakell, 12-14
- 73** Mat Clark, 11-12
- 74** Peter Holland, 11-14
- 76** Dustin Penner, 05-06
- 77** Adam Oates, 02-03
 Devante Smith-Pelly, 11-14
- 91** Sergei Fedorov, 03-06
- 93** Anatoli Semenov, 95-96

MONTHS/AGE/ATTENDANCE

ALL-TIME INDIVIDUAL TOP SCORING MONTHS

POINTS	Player	Month, Year	GP	Goals	Assists	Points	+/-
	Teemu Selanne	February, 1999	13	12	13	25	+5
	Teemu Selanne	March, 2006	16	8	16	24	+9
	Teemu Selanne	November, 2006	15	10	13	23	+7
	Teemu Selanne	January, 1999	14	8	15	23	+7
	Paul Kariya	January, 1997	13	9	13	22	+13
	Corey Perry	March, 2010	14	15	6	21	+9
	Teemu Selanne	January, 1997	13	9	12	21	+12
	Ryan Getzlaf	March, 2011	14	2	18	20	+11
	Teemu Selanne	March, 2011	14	8	11	19	+1
	Ryan Getzlaf	January, 2009	14	4	15	19	+5
	Ryan Getzlaf	November, 2008	13	7	12	19	+8
	Teemu Selanne	December, 2006	14	12	7	19	+10
	Chris Pronger	November, 2006	15	3	16	19	+13
	Paul Kariya	January, 2000	13	6	13	19	+1
	Paul Kariya	January, 1999	14	6	13	19	+5
	Paul Kariya	December, 1996	12	5	14	19	+4

GOALS	Player	Month, Year	GP	Goals	ASSISTS	Player	Month, Year	GP	Assists
	Corey Perry	March, 2010	14	15	Ryan Getzlaf	March, 2011	14	18	
	Paul Kariya	January, 2000	13	13	Scott Niedermayer	January, 2009	14	16	
	Teemu Selanne	November, 1997	15	13	Chris Pronger	November, 2006	15	16	
	Teemu Selanne	December, 2006	14	12	Teemu Selanne	March, 2006	16	16	
	Paul Kariya	March, 2001	13	12	Ryan Getzlaf	January, 2009	14	15	
	Teemu Selanne	February, 1999	13	12	Paul Kariya	March, 2003	14	15	
					Teemu Selanne	January, 1999	14	15	
					Ryan Getzlaf	March, 2014	14	14	
					Andy McDonald	January, 2006	13	14	
					Paul Kariya	December, 1996	12	14	

YOUNGEST DUCKS TO APPEAR IN A GAME

Player	Born	First Game as a Duck	Age
Oleg Tverdokavsky	5/8/76	1/21/95 @ Winnipeg	18 years, 8 months, 13 days
Cam Fowler	12/5/91	10/8/10 @ Detroit	18 years, 10 months, 3 days
Devante Smith-Pelly	6/14/92	10/7/11 @ Buffalo (Helsinki)	19 years, 3 months, 23 days
Stanislov Chistyev	4/11/83	10/10/02 @ St. Louis	19 years, 5 months, 23 days
Luca Sbisa	1/30/90	10/3/09 vs. San Jose	19 years, 8 months, 4 days
Richard Bakall	5/5/93	1/19/13 @ Vancouver	19 years, 8 months, 14 days
Hampus Lindholm	1/20/94	10/6/13 @ Winnipeg	19 years, 8 months, 16 days
Kyle Palmieri	2/1/91	11/3/10 vs. Tampa Bay	19 years, 9 months, 2 days
Vitaly Vishnevski	3/18/80	1/19/00 vs. Dallas	19 years, 10 months, 1 day
Chad Kilger	11/27/76	10/9/95 @ Winnipeg	19 years, 10 months, 12 days
Jeffrey Lupul	9/23/83	10/8/03 @ Dallas	20 years, 15 days
Maxim Bets	1/31/74	4/8/94 @ Edmonton	20 years, 2 months, 8 days
Paul Kariya	10/16/74	1/20/95 @ Edmonton	20 years, 3 months, 4 days

OLDEST DUCKS TO APPEAR IN A GAME

Player	Born	Last Ducks Appearance	Age
Teemu Selanne	7/3/70	5/16/14 vs. Los Angeles, Game 7 CSF	43 years, 10 months, 13 days
Adam Oates	8/21/62	6/9/03 @ New Jersey, Game 7 SCF	40 years, 9 months, 12 days
Steve Thomas	7/15/63	6/9/03 @ New Jersey, Game 7 SCF	39 years, 10 months, 24 days
Kasari Kovu	11/23/74	5/16/14 vs. Los Angeles, Game 7 CSF	39 years, 5 months, 23 days
Mathieu Schneider	6/12/69	4/20/08 @ Dallas, Game 6 WCQF	38 years, 9 months, 28 days
Jason Blake	9/2/73	4/4/12 @ Calgary	38 years, 7 months, 2 days
Bret Hedican	8/10/70	2/26/09 @ Boston	38 years, 6 months, 16 days
Todd Marchant	8/12/73	4/22/11 @ Nashville, Game 6 WCQF	37 years, 7 months, 10 days
Fredrik Olausson	10/5/66	5/5/03 vs. Dallas, Game 6 WCSF	37 years, 2 months
Ken Klee	4/24/71	10/14/08 @ Los Angeles	37 years, 5 months, 20 days

ATTENDANCE

The Anaheim Ducks have recorded 331 sellouts at Honda Center since their inaugural NHL season in 1993-94...the club sold out 26 games in 2013-14, including the last 13 consecutively...the Ducks hosted their largest crowd in club history in 2012-13, welcoming 17,610 fans for a 4-2 victory over the Chicago Blackhawks on Mar. 20, 2013...Anaheim had a club-record 78-game (63 regular season, 15 playoff) sellout streak from 2006-08, including all 40 home games in 2007-08...it was just the second time a Southern California NHL team had sold out a full (non-lockout) regular season...the Ducks set franchise attendance records for sellouts (40), average attendance (17,195) and percent capacity (100.12%) in 2007-08...the Ducks broke the team record for consecutive regular season sellouts on Feb. 22, 2008 when they surpassed the previous record of 51 straight regular season sellouts set from Dec. 22, 1993-Oct. 20, 1995.

Season	Games	HOME GAMES		ROAD GAMES			
		Total Attendance (Avg.)	Percent	Sellouts	Total Attendance (Avg.)	Sellouts	
1993-94*	41	696,560 (16,989)	98.9%	27	660,377 (16,107)	25	
1993-95*	24	412,176 (17,174)	100.0%	24	381,075 (15,878)	13	
1995-96	41	705,347 (17,155)	99.9%	38	640,545 (15,623)	17	
1996-97	41	695,867 (16,972)	98.8%	28	685,829 (16,728)	27	
1997-98*	40	682,735 (17,068)	99.4%	25	671,251 (16,781)	24	
1998-99	41	647,973 (15,804)	92.0%	9	666,278 (16,251)	22	
1999-00	41	592,874 (14,460)	84.2%	8	684,337 (16,691)	24	
2000-01	41	553,990 (13,512)	78.7%	3	682,857 (16,655)	21	
2001-02	41	492,089 (12,002)	69.9%	3	698,804 (17,044)	21	
2002-03	41	573,524 (13,988)	81.5%	7	681,221 (16,615)	18	
2003-04	41	614,504 (14,988)	87.3%	11	683,214 (16,664)	17	
2005-06	41	620,380 (15,131)	88.1%	12	708,042 (17,269)	22	
2006-07	41	671,916 (16,377)	95.4%	25	688,019 (16,781)	20	
2007-08S	40	687,813 (17,195)	100.1%	40	686,639 (17,166)	22	
2008-09	41	696,429 (16,991)	98.9%	20	717,563 (17,502)	26	
2009-10	41	621,903 (15,168)	88.2%	1	691,795 (16,873)	26	
2010-11	41	603,283 (14,714)	85.7%	5	700,773 (17,092)	26	
2011-12#	40	591,370 (14,784)	86.1%	9	680,898 (17,022)	22	
2012-13<	24	381,308 (15,887)	92.5%	10	420,555 (17,523)	16	
2013-14^	41	675,248 (16,469)	95.9%	26	754,578 (18,404)	28	
Totals	783	12,215,489 (15,601)	95.9%	331	783	13,184,648 (16,839)	437

* 1993-94 schedule included two neutral site games (1 home, 1 away) not included in totals
 * 1994-95 season shortened to 40 games due to work stoppage
 * 1997-98 schedule included two games in Japan (1 home, 1 away) not included in totals
 * 2007-08 schedule included two games in London, England (1 home, 1 away) not included in totals

2011-12 schedule included two games in Europe (Finland and Sweden, 1 home, 1 away) not included in totals
 < 2012-13 season shortened to 48 games due to work stoppage
 ^ 2013-14 one road game played at Dodger Stadium

DUCKS SEASON TOTALS



DUCKS YEAR-BY-YEAR FINISH

SEASON	RECORD	PCTG.	GF	GA	STANDINGS	POWER PLAY	PENALTY KILL	GAA	HOME	ROAD	OT
1993-94	33-46-5, 71 PTS.	.423	229	251	6TH PAC./9TH WEST	54-376 (14.4)	67-388 (82.7)	2.97	14-26-2	19-20-3	25-5
1994-95	16-27-5, 37 PTS.	.385	125	164	4TH PAC./12TH WEST	23-202 (11.4)	47-193 (75.6)	3.38	11-9-4	5-18-1	2-0-5
1995-96	35-39-8, 78 PTS.	.476	234	247	4TH PAC./18TH WEST	60-426 (14.1)	81-423 (80.9)	2.97	22-15-4	13-24-4	6-28
1996-97	36-33-13, 85 PTS.	.518	245	233	2ND PAC./4TH WEST	56-333 (16.8)	62-336 (81.5)	2.80	23-12-6	13-21-4	3-10-3
1997-98	26-43-13, 65 PTS.	.396	205	261	6TH PAC./12TH WEST	46-392 (11.7)	72-396 (81.8)	3.13	12-23-6	14-20-7	3-4-13
1998-99	35-34-13, 83 PTS.	.506	215	206	3RD PAC./6TH WEST	83-378 (22.0)	60-387 (84.5)	2.48	21-14-6	14-20-7	1-3-13
1999-00	34-33-13, 83 PTS.	.506	217	227	5TH PAC./9TH WEST	55-332 (16.6)	62-296 (79.1)	2.73	19-13-7-2	15-20-5-1	3-3-12
2000-01	25-41-11-5, 66 PTS.	.402	188	245	5TH PAC./15TH WEST	66-373 (17.7)	71-390 (81.8)	2.94	15-20-4-2	10-21-7-3	4-5-11
2001-02	29-42-8-3, 69 PTS.	.421	175	198	5TH PAC./13TH WEST	43-373 (11.5)	46-330 (86.1)	2.39	15-19-5-2	14-23-3-1	3-3-8
2002-03	40-27-9-6, 95 PTS.	.579	203	193	2ND PAC./7TH WEST	56-348 (16.1)	42-333 (87.3)	2.35	22-10-7-2	18-17-2-4	5-6-9
2003-04	29-35-10-8, 76 PTS.	.463	184	213	4TH PAC./12TH WEST	56-310 (18.1)	54-353 (84.7)	2.60	19-11-7-4	10-24-3-4	4-8-10
2005-06	43-27-12, 98 PTS.	.598	251*	222*	3RD PAC./6TH WEST	87-480 (18.1)	84-510 (83.5)	2.67	26-10-5	17-17-7	6-5-7
2006-07	48-20-14, 110 PTS.	.689	254*	198*	1ST PAC./2ND WEST	89-398 (22.4)	61-410 (85.1)	2.37	26-6-9	22-14-5	9-4-10
2007-08	47-27-8, 102 PTS.	.622	197*	184*	2ND PAC./4TH WEST	60-361 (16.6)	69-408 (83.1)	2.24	28-9-4	19-18-4	12-1-7
2008-09	42-33-7, 91 PTS.	.562	238*	235*	2ND PAC./8TH WEST	73-309 (23.6)	78-385 (79.7)	2.87	20-18-3	22-15-4	12-4-3
2009-10	39-32-11, 89 PTS.	.543	233*	243*	4TH PAC./11TH WEST	63-300 (21.0)	67-324 (79.3)	2.96	25-11-5	14-21-6	8-3-8
2010-11	47-30-5, 99 PTS.	.603	235*	233*	2ND PAC./4TH WEST	67-285 (23.5)	57-305 (81.3)	2.84	26-13-2	21-17-3	13-3-2
2011-12	34-36-12, 80 PTS.	.488	201*	224*	5TH PAC./13TH WEST	45-271 (16.6)	51-283 (82.0)	2.73	21-18-2	13-18-10	5-5-7
2012-13	30-12-4, 66 PTS.	.488	134*	115*	1ST PAC./2ND WEST	29-135 (21.5)	30-162 (81.5)	2.40	16-7-1	14-5-5	7-3-3
2013-14	54-20-8, 116 PTS.	.707	263*	203*	1ST PAC./1ST WEST	44-275 (16.0)	40-270 (82.2)	2.48	29-8-4	25-12-4	10-2-6
TOTALS	722-637-215, 1659 PTS.	.527	4,226	4,295		1155-6657 (17.4)	1209-6882 (82.4)	2.74	410-272-105	312-365-110	118-69-160

*DOES NOT INCLUDE "TEAM" GOALS AWARDED FOR SHOOTOUT WINS

ALL-TIME DUCKS RECORD BY MONTH

SEASON	OCTOBER	NOVEMBER	DECEMBER	JANUARY	FEBRUARY	MARCH	APRIL	MAY
1993-94	2-8-2	6-7-0	6-8-0	6-6-2	4-6-1	6-8-0	3-3-0	-----
1994-95	-----	-----	-----	3-3-0	2-8-1	4-8-3	6-7-1	1-1-0
1995-96	1-7-5	8-5-1	3-9-3	4-5-1	5-8-0	7-3-2	5-1-1	-----
1996-97	1-9-2	6-5-2	6-5-1	7-5-1	6-6-1	7-3-4	3-0-2	-----
1997-98	5-4-4	6-8-1	2-8-2	4-7-2	3-2-0	4-9-2	2-5-2	-----
1998-99	3-3-3	5-7-1	5-3-4	4-9-1	3-0-4	6-4-2	2-5-2	-----
1999-00	6-5-1-1	6-5-1-0	6-6-2-0	4-7-2-0	5-3-4-0	5-5-2-1	2-2-0-1	-----
2000-01	6-4-1-2	2-8-3-1	5-7-1-1	2-10-1-0	3-5-2-1	6-5-2-0	1-2-1-0	-----
2001-02	4-7-1-0	3-9-2-0	6-5-2-3	6-8-1-0	2-3-0-0	6-7-1-0	2-3-1-0	-----
2002-03	3-5-3-0	5-2-3-3	7-7-0-0	7-4-1-1	8-5-1-0	9-3-1-1	1-1-0-1	-----
2003-04	4-5-1-1	4-2-3-4	5-8-0-0	3-7-4-1	7-4-1-2	5-9-1-0	1-0-0-0	-----
2005-06	6-5-1	5-6-3	6-4-2	7-2-4	3-2-1	11-4-1	5-4-0	-----
2006-07	9-0-3	10-2-3	9-5-0	4-5-2	5-5-2	10-3-2	1-0-2	-----
2007-08	4-7-2	8-4-2	7-6-1	8-4-1	10-2-1	8-4-1	2-0-0	-----
2008-09	6-5-1	8-3-2	5-7-1	6-7-1	6-6-0	8-4-1	3-1-1	-----
2009-10	4-6-2	6-5-2	6-6-3	9-6-0	5-2-0	7-6-1	2-1-3	-----
2010-11	4-7-1	8-4-2	8-6-1	8-3-0	5-5-1	11-3-0	3-2-0	-----
2011-12	5-5-1	2-8-3	3-8-2	9-2-1	8-4-3	6-7-1	1-2-1	-----
2012-13	-----	-----	-----	3-1-1	11-2-0	9-4-4	7-5-1	-----
2013-14	10-3-1	8-4-3	11-1-1	11-3-0	2-3-0	7-4-3	5-2-0	-----
TOTALS	85-96-34	106-96-45	106-109-30	115-104-28	110-84-22	142-103-36	57-46-20	1-1-0

ALL-TIME RECORDS AT THE ALL-STAR BREAK AND AT THE HALFWAY POINT

SEASON	DATE OF ALL-STAR GAME (HOST TEAM)	RECORD BEFORE	RECORD AFTER	FIRST HALF OF SEASON	SECOND HALF OF SEASON	OVERALL RECORD
1993-94	JAN. 22 (NYR)	18-27-4	15-19-1	16-24-2	17-22-3	33-46-5
1994-95	NONE	-----	-----	7-15-2	9-12-3	16-27-5
1995-96	JAN. 20 (BOS)	16-26-5	19-13-3	15-22-4	20-17-4	35-39-8
1996-97	JAN. 18 (SJ)	17-22-5	19-11-8	15-21-5	21-12-8	36-33-13
1997-98	JAN. 18 (VAN)	15-25-8	11-18-5	13-21-7	13-22-6	26-43-13
1998-99	JAN. 24 (TB)	17-19-9	18-15-4	16-17-8	19-17-5	35-34-13
1999-00	FEB. 6 (TOR)	22-23-8-1	12-10-4-2	18-17-5-1	16-16-7-2	34-33-12-3
2000-01	FEB. 4 (COL)	16-29-6-4	9-12-5-1	13-19-5-4	12-22-6-1	25-41-11-5
2001-02	FEB. 2 (LA)	19-29-6-3	10-13-2-0	13-20-5-3	16-22-3-0	29-42-8-3
2002-03	FEB. 2 (FLA)	22-18-7-4	18-9-2-2	15-16-7-3	25-11-2-3	40-27-9-6
2003-04	FEB. 8 (MIN)	17-23-8-7	12-12-2-1	13-17-6-5	16-18-4-3	29-35-10-8
2005-06	NONE	-----	-----	18-16-7	25-11-5	43-27-12
2006-07	JAN. 24 (DAL)	30-12-8	18-8-6	28-7-6	20-13-8	48-20-14
2007-08	JAN. 27 (ATL)	27-20-6	20-7-2	19-17-5	28-10-3	47-27-8
2008-09	JAN. 25 (MTL)	23-21-5	19-12-2	21-15-5	21-18-2	42-33-7
2009-10	NONE	-----	-----	16-18-7	23-14-4	39-32-11
2010-11	JAN. 30 (CAR)	28-20-4	19-10-1	20-17-4	27-13-1	47-30-5
2011-12	JAN. 29 (OTT)	18-23-7	16-13-5	13-22-6	21-14-6	34-36-12
2012-13	NONE	-----	-----	18-3-3	12-9-3	30-12-6
2013-14	NONE	-----	-----	28-8-5	26-12-3	54-20-8
TOTALS		305-337-115	235-182-58	335-332-120	387-305-95	722-637-215

DUCKS SEASON TOTALS

ALL-TIME DUCKS RECORD BY DAY OF THE WEEK

SEASON	SUNDAY	MONDAY	TUESDAY	WEDNESDAY	THURSDAY	FRIDAY	SATURDAY
1993-94	6-11-1	2-4-0	3-3-1	9-11-1	1-6-1	7-7-1	5-4-0
1994-95	3-6-1	3-1-0	0-5-1	4-4-0	3-2-1	1-7-2	2-2-0
1995-96	11-5-3	1-6-0	2-3-1	10-10-1	0-4-1	9-8-1	2-3-1
1996-97	6-5-4	4-3-1	0-3-1	11-9-3	0-3-1	12-5-2	3-5-1
1997-98	4-8-3	1-5-1	1-3-2	6-15-1	2-2-2	5-6-2	7-4-2
1998-99	7-4-1	4-3-1	1-1-1	9-10-3	2-3-1	8-9-3	4-4-3
1999-00	8-2-0-1	4-5-0-0	5-2-1-0	5-11-4-1	0-2-2-0	9-4-4-0	3-7-1-1
2000-01	8-8-2-0	2-2-0-1	2-2-0-0	5-14-3-1	1-2-1-1	5-8-4-2	2-5-1-0
2001-02	6-8-0-1	2-3-1-0	2-3-0-0	8-10-3-2	1-4-1-0	6-9-2-0	4-5-1-0
2002-03	12-4-3-0	1-1-1-1	3-3-1-2	12-5-1-0	6-3-1-1	4-7-2-2	2-4-0-0
2003-04	6-8-3-1	2-3-2-1	4-2-0-2	10-3-5-1	0-3-0-0	5-9-0-2	2-7-0-1
2005-06	9-3-2	5-2-3	4-5-0	6-10-0	2-3-1	8-2-4	9-2-2
2006-07	9-3-2	5-1-0	5-3-2	8-2-5	5-2-1	9-5-3	7-4-1
2007-08	9-4-2	4-1-0	5-2-1	10-5-2	6-3-0	7-6-2	6-6-1
2008-09	10-7-0	3-2-0	7-4-1	7-9-0	2-5-0	4-6-4	9-0-2
2009-10	6-2-3	4-2-0	5-5-2	8-6-0	4-6-1	5-2-4	7-9-1
2010-11	9-6-1	3-1-0	6-2-0	13-5-2	1-3-0	9-6-2	6-7-0
2011-12	7-9-0	5-3-0	4-2-3	8-5-1	3-4-3	5-5-4	2-9-0
2012-13	4-1-1	7-2-2	2-0-0	5-2-1	2-0-0	5-5-0	5-2-2
2013-14	11-2-0	5-3-0	4-6-1	7-3-2	4-3-1	10-2-3	13-1-1
TOTALS	151-106-35	67-53-15	65-59-23	161-149-43	45-63-21	133-118-55	100-90-22

ALL-TIME DUCKS RECORD BY DIVISION/CONFERENCE

SEASON	PACIFIC	CENTRAL	NORTHWEST	WEST	METROPOLITAN	ATLANTIC	NORTHEAST	SOUTHEAST	EAST	OVERALL
1993-94	11-18-1	12-12-2	---	23-30-3	---	6-8-0	4-8-2	---	10-16-2	33-46-5
1994-95	11-10-3	5-17-2	---	16-27-5	---	---	---	---	---	16-27-5
1995-96	15-16-1	7-14-3	---	22-30-4	---	5-5-4	8-4-0	---	13-9-4	35-39-8
1996-97	13-12-7	11-10-3	---	24-22-10	---	7-6-1	5-5-2	---	12-11-3	36-33-13
1997-98	11-17-4	5-15-4	---	16-32-8	---	7-3-4	3-8-1	---	10-11-5	26-43-13
1998-99*	12-7-5	7-8-1	6-9-2	25-24-8	---	4-3-3	2-4-2	4-3-0	10-10-5	35-34-13
1999-00	11-9-3-1	10-5-2-0	5-8-3-0	26-22-8-1	---	2-3-2-1	2-6-1-0	4-2-1-1	8-11-4-2	34-33-12-3
2000-01	5-10-2-3	4-13-2-1	6-9-5-0	15-32-9-4	---	5-3-0-0	1-3-1-1	4-3-1-0	10-9-2-1	25-41-11-5
2001-02	8-9-2-1	7-11-2-0	6-9-3-2	21-29-7-3	---	5-2-0-0	0-5-1-0	3-6-0-0	8-13-1-0	29-42-8-3
2002-03	8-9-3-0	15-30-2	8-7-3-2	31-19-6-4	---	1-3-1-2	3-3-1-0	5-2-1-0	9-8-3-2	40-27-9-6
2003-04	8-10-4-2	6-7-4-3	8-9-1-2	22-26-9-7	---	2-3-1-0	1-4-0-1	4-2-0-0	7-9-1-1	29-35-10-8
2005-06	18-9-5	13-5-2	7-11-2	38-25-9	---	---	2-1-2	3-1-1	5-2-3	43-27-12
2006-07	19-8-5	12-5-3	11-5-4	42-18-12	---	2-1-2	---	4-1-0	6-2-2	48-20-14
2007-08	17-10-5	13-5-2	9-10-1	39-25-8	---	3-2-0	5-0-0	---	8-2-0	47-27-8
2008-09	12-10-2	10-7-3	13-6-1	35-23-6	---	1-4-1	5-1-0	1-5-0	7-10-1	42-33-7
2009-10	7-13-4	10-8-2	13-4-3	30-25-9	---	2-4-0	3-1-2	4-2-0	9-7-2	39-32-11
2010-11	14-10-0	8-11-1	14-3-3	36-24-4	---	5-2-0	3-2-0	3-2-1	11-6-1	47-30-5
2011-12	10-12-2	6-11-3	10-7-3	26-30-8	---	3-0-3	2-4-0	3-2-1	8-6-4	34-36-12
2012-13	8-7-3	10-2-3	12-3-0	30-12-6	---	---	---	---	---	30-12-6
2013-14^	22-4-3	13-8-0	---	35-12-3	10-3-3	9-5-2	---	---	19-8-5	54-20-8
TOTALS	240-210-71	184-177-50	128-100-40	552-487-161	10-3-3	69-57-27	49-59-17	42-31-7	170-150-54	722-637-215

*THE NHL EXPANDED TO SIX DIVISIONS FROM FOUR IN 1998-99 ^THE NHL CONTRACTED TO FOUR DIVISIONS FROM SIX IN 2013-14

ALL-TIME DUCKS RECORD VS. GOALS SCORED & ALLOWED

Season	WHEN SCORING					WHEN ALLOWING						
	0 goals	1 goal	2 goals	3 goals	4 goals	5+ goals	0 goals	1 goal	2 goals	3 goals	4 goals	5+ goals
1993-94	0-90	1-6-1	3-19-2	10-9-1	6-3-1	13-00	3-00	10-21	11-32	7-13-1	1-15-1	1-13-0
1994-95	0-6-0	0-7-0	1-8-2	5-4-2	3-1-1	7-1-0	2-0-0	5-0-0	3-4-2	4-5-2	2-4-1	0-1-0
1995-96	0-2-0	1-14-0	6-13-6	7-7-1	8-3-1	13-00	4-00	10-00	13-36	6-11-1	2-9-1	0-16-0
1996-97	0-1-0	1-11-3	4-9-4	9-10-2	11-1-1	11-1-3	6-00	11-03	12-24	5-8-2	2-12-1	0-11-3
1997-98	0-11-0	0-6-1	4-17-3	6-8-8	9-1-0	7-0-1	4-00	6-0-1	8-4-3	6-12-8	2-10-0	0-17-1
1998-99	0-5-0	3-14-0	3-11-8	10-4-2	6-0-3	13-00	7-00	17-40	3-3-7	5-10-3	3-9-3	0-8-0
1999-00	0-5-00	2-12-20	5-10-3-1	9-5-3-2	10-1-3-0	80-10	5-000	130-20	108-30	5-5-3-1	0-10-3-2	1-10-1-0
2000-01	0-9-00	3-9-2-1	3-19-5-3	5-33-0	8-11-1	60-00	6-000	6-2-20	7-1-5-1	4-13-3-3	2-12-1-0	0-13-0-1
2001-02	0-4-0-1	1-19-30	8-16-4-2	7-31-0	7-00-0	60-00	5-000	14-2-3-1	8-8-4-0	1-15-1-2	1-10-0-0	0-7-0-0
2002-03	0-6-00	2-11-1-2	7-6-7-3	13-30-1	11-1-1-0	70-00	9-000	11-2-1-0	12-5-7-2	7-30-3	0-13-1-1	1-40-0
2003-04	0-5-00	1-18-4-3	7-11-3-1	7-0-2-4	8-11-0	60-00	5-000	10-1-4-0	7-10-3-3	6-10-2-1	0-5-1-4	1-9-0-0
2005-06	0-3-1	1-9-1	6-9-5	4-5-4	13-1-0	19-0-1	3-00	11-1-1	12-3-1	11-11-5	6-7-4	0-5-1
2006-07	0-6-0	0-4-1	7-5-5	12-4-5	13-1-3	16-0-0	5-00	15-20	16-4-2	7-5-5	4-6-4	1-3-3
2007-08	0-9-1	0-10-1	15-6-4	11-1-1	12-1-0	9-0-1	3-00	23-2-1	13-5-1	8-6-4	0-7-1	0-7-1
2008-09	0-5-0	3-7-0	5-11-2	9-8-2	14-2-2	11-0-1	6-00	7-1-0	15-4-0	11-10-2	2-11-3	1-7-2
2009-10	0-6-0	0-11-0	3-6-5	13-6-3	14-3-3	9-0-0	3-00	8-1-0	19-1-2	6-8-5	3-9-4	0-13-0
2010-11	0-4-0	2-9-1	9-10-2	14-4-0	8-2-2	14-1-0	7-00	10-00	18-2-1	6-5-2	6-12-0	0-11-2
2011-12	0-6-1	1-8-3	7-15-5	10-5-1	10-1-2	6-1-0	4-00	9-1-3	16-3-4	4-9-2	1-12-0	0-11-1
2012-13	0-2-0	0-7-2	6-1-2	10-2-0	6-0-2	8-0-0	5-00	9-0-0	9-2-2	4-3-2	2-3-0	1-4-2
2013-14	0-2-0	3-6-0	6-11-4	15-1-4	7-0-0	23-0-0	6-00	9-00	25-3-3	12-6-3	2-6-2	0-5-0
TOTALS	0-106-4	25-198-32	115-213-91	186-92-52	184-24-28	212-4-8	98-0-0	214-21-23	237-78-681-25	168-664-1	182-40	7-188-18

RECORD STREAKS



ALL-TIME RECORD STREAKS

WINNING STREAKS

Longest Winning Streaks

10 games (Dec. 6-Dec. 28, 2013)
 8 games (Dec. 31, 2013-Jan. 15, 2014)
 7 games (Oct. 5-Oct. 20, 2013)
 7 games (Feb. 20-Mar. 7, 1999)
 6 games (Feb. 9-Feb. 24, 2013)
 6 games (Nov. 3-Nov. 12, 2010)
 6 games (Feb. 17-Mar. 3, 2008)
 6 games (Jan. 7-Jan. 18, 2008)
 6 games (Mar. 17-Mar. 25, 2006)
 6 games (Jan. 23-Feb. 6, 2002)
 6 games (Mar. 8-Mar. 22, 1996)

LOSING STREAKS

Longest Losing Streaks

8 games (Nov. 3-Nov. 20, 2005)
 8 games (Oct. 12-Oct. 30, 1996)
 7 games (Mar. 1-Mar. 13, 1998)
 6 games (Nov. 14-Nov. 26, 2010)
 6 games (Jan. 20-Feb. 2, 2008)
 6 games (Nov. 14-Nov. 24, 2001)
 6 games (Jan. 19-Jan. 31, 2001)
 6 games (Oct. 20-Oct. 31, 1993)

UNBEATEN STREAKS

Longest Unbeaten Streaks

12 games (Feb. 22-Mar. 19, 1997; 7-0-5)
 10 games (Dec. 6-Dec. 28, 2013; 10-0-0)
 8 games (Dec. 31, 2013-Jan. 15, 2014; 8-0-0)
 8 games (Feb. 20-Mar. 10, 1999; 7-0-1)
 7 games (Oct. 5-Oct. 20, 2013; 7-0-0)
 7 games (Mar. 28-Apr. 11, 1997; 5-0-2)
 7 games (Mar. 8-24, 1996; 6-0-1)
 6 games (Feb. 9-Feb. 24, 2013; 6-0-0)
 6 games (Nov. 3-Nov. 12, 2011; 6-0-0)
 6 games (Feb. 17-Mar. 3, 2008; 6-0-0)
 6 games (Jan. 7-Jan. 18, 2008; 6-0-0)
 6 games (Jan. 23-Feb. 6, 2002; 6-0-0)
 6 games (Oct. 15-31, 1998; 3-0-3)

WINLESS STREAKS

Longest Winless Streaks

9 games (Nov. 7-Nov. 24, 2001; 0-7-20)
 9 games (Oct. 10-30, 1996; 0-8-1)
 9 games (Nov. 21-Dec. 10, 1995; 0-6-3)
 8 games (Jan. 2, 2004-Jan. 15, 2004; 0-5-3-0)
 8 games (Dec. 27-Jan. 12, 2002; 0-6-2-0)
 8 games (Oct. 30-Nov. 15, 2000; 0-6-2-0)
 7 games (Nov. 13-Nov. 27, 2011; 0-6-0-1)
 7 games (Dec. 26, 2002-Jan. 8, 2003; 0-6-1-0)
 7 games (Dec. 27-Jan. 12, 2000; 0-6-1-0)
 7 games (Mar. 1-13, 1998; 0-7-0)

SEASON-BY-SEASON STREAKS

Season	Longest Winning Streak	Longest Losing Streak	Longest Unbeaten Streak	Longest Winless Streak
1993-94	4 games (11/19-1/24)	6 games (10/20-10/31)	4 games (twice; 2-0-2, 4-0-0)	6 games (10/20-10/31; 0-6-0)
1994-95	2 games (two times)	3 games (five times)	2 games (five times)	5 games (3/3-3/11; 0-4-1)
1995-96	6 games (3/8-3/22)	5 games (12/17-12/27)	7 games (3/8-3/24; 6-0-1)	9 games (11/22-12/10; 0-6-3)
1996-97	3 games (two times)	8 games (10/12-10/30)	12 games (2/22-3/19; 7-0-5)	9 games (10/10-10/30; 0-8-1)
1997-98	3 games (two times)	7 games (3/1-3/13)	5 games (3/19-3/26; 3-0-2)	9 games (3/1-3/13; 0-7-0)
1998-99	7 games (2/20-7/7)	3 games (four times)	8 games (2/20-10/7; 7-0-1)	5 games (three times)
1999-00	4 games (12/12-12/19)	5 games (12/27-1/5)	5 games (1/29-2/8; 3-0-2-0)	7 games (12/17-1/12; 0-6-1-0)
2000-01	5 games (3/4-3/13)	6 games (1/19-1/31)	5 games (3/13-3/6; 5-0-0-0)	8 games (10/30-11/15; 0-6-2-0)
2001-02	6 games (1/23-2/6)	6 games (11/14-11/24)	6 games (1/23-6/4; 6-0-0-0)	9 games (11/7-11/24; 0-7-2-0)
2002-03	5 games (12/6-12/18)	5 games (12/16-1/3)	6 games (12/6-12/18; 5-0-0-0)	7 games (12/26-1/8; 0-6-1-0)
2003-04	3 games (three times)	4 games (three times)	3 games (three times)	8 games (1/2-1/15; 0-5-3-0)
2005-06	6 games (3/17-3/25)	8 games (11/3-11/20)	6 games (twice)	
2006-07	6 games (three times)	4 games (two times)	16 games (10/6-11/9; 12-0-1-3)	
2007-08	6 games (two times)	6 games (1/20-2/2)	9 games (1/2-1/18; 8-0-0-1)	
2008-09	5 games (two times)	4 games (10/9-10/15)	9 games (10/21-11/5; 8-0-0-1)	
2009-10	5 games (1/5-1/13)	5 games (3/3-3/12)	7 games (3/26-4/8; 4-0-0-3)	
2010-11	6 games (11/3-11/12)	6 games (11/14-11/26)	7 games (11/3-11/14; 6-0-1-0)	
2011-12	5 games (1/13-1/22)	7 games (11/13-11/27)	9 games (two times)	
2012-13	6 games (2/9-2/24)	4 games (3/22-3/27)	12 games (2/9-3/20; 9-0-1-2)	
2013-14	10 games (12/6-12/28)	5 games (11/12-11/20)	13 games (11/29-12/28; 11-0-2)	

Longest Home Winning Streaks

13 games (Jan. 26-Mar. 20, 2013)
 11 games (Dec. 8, 2009-Feb. 10, 2010)
 10 games (Dec. 9, 2013-Jan. 15, 2014)
 10 games (Feb. 17-Mar. 26, 2008)
 8 games (Oct. 10-Nov. 10, 2013)
 7 games (Dec. 19-Jan. 15, 2008)
 7 games (Mar. 7-Apr. 4, 2006)
 6 games (Jan. 6-Jan. 22, 2012)
 6 games (Feb. 25-Mar. 11, 2007)
 6 games (Dec. 1-Dec. 12, 2002)
 4 games (Feb. 5-Feb. 15, 1999)

Longest Home Losing Streaks

8 games (Jan. 10-Feb. 9, 2001)
 6 games (Nov. 4-Nov. 20, 2005)
 6 games (Feb. 7-Mar. 11, 1998)
 5 games (Oct. 16-Oct. 30, 1996)
 4 games (Feb. 2-Feb. 25, 2011)
 4 games (Oct. 17-Oct. 26, 2009)
 4 games (Feb. 15-Mar. 8, 2009)
 4 games (Dec. 17-Dec. 22, 1995)

Longest Home Unbeaten Streaks

14 games (Feb. 12-Apr. 9, 1997; 10-3-0)
 13 games (Jan. 26-Mar. 20, 2013; 13-0-0)
 11 games (Dec. 8, 2009-Feb. 10, 2010; 11-0-0)
 10 games (Dec. 9, 2013-Jan. 15, 2014; 10-0-0)
 10 games (Feb. 17-Mar. 26, 2008; 10-0-0)
 9 games (Nov. 24-Dec. 22, 2002; 6-0-3-0)
 9 games (Mar. 8-Apr. 14, 1996; 8-0-1)
 8 games (Oct. 10-Nov. 10, 2013; 8-0-0)
 7 games (Dec. 19-Jan. 15, 2008; 7-0-0)
 6 games (Feb. 25-Mar. 11, 2007; 6-0-0)
 6 games (Feb. 26-Mar. 17, 1999; 4-0-2)
 6 games (Nov. 22-Dec. 18, 1998; 4-0-2)

Longest Home Winless Streaks

11 games (Jan. 5-Feb. 14, 2001; 0-8-3-0)
 7 games (Dec. 21-Jan. 21, 2003; 0-3-4-0)
 6 games (Nov. 7-Nov. 30, 2001; 0-4-2-0)
 6 games (Nov. 22-Dec. 10, 1999; 0-4-2)
 6 games (Feb. 7-Mar. 11, 1998; 0-6-0)
 5 games (Nov. 13-Nov. 27, 2011; 0-5-0-0)
 5 games (Nov. 10-19, 1997; 0-4-1)
 5 games (Oct. 16-30, 1996; 0-5-0)

Longest Road Winning Streaks

7 games (Nov. 28-Dec. 13, 2006)
 6 games (Dec. 6-Dec. 23, 2013)
 6 games (Jan. 22-Feb. 13, 2011)
 6 games (Mar. 19-Apr. 4, 2009)
 5 games (Oct. 21-Nov. 4, 2008)
 5 games (Dec. 5-Feb. 12, 2008)
 5 games (Nov. 26-Dec. 26, 2000)
 4 games (Feb. 9-Feb. 16, 2013)
 4 games (Dec. 10-Dec. 27, 2007)
 4 games (Mar. 17-Mar. 25, 2006)
 4 games (Nov. 19-Nov. 24, 1993)

Longest Road Losing Streaks

7 games (Oct. 8-Nov. 12, 2005)
 6 games (Nov. 23-Dec. 19, 2011)
 6 games (Sept. 29-Oct. 23, 2007)
 6 games (Dec. 2-Dec. 27, 2003)
 6 games (Mar. 26-Apr. 21, 1995)
 6 games (Feb. 23-Mar. 11, 1995)
 6 games (Oct. 20-Nov. 14, 1993)
 4 games (Dec. 22, 1993-Jan. 12, 1994)

Longest Road Unbeaten Streaks

13 games (Nov. 28-Dec. 13, 2006; 7-0-0)
 6 games (Dec. 6-Dec. 23, 2013; 6-0-0)
 6 games (Jan. 22-Feb. 13, 2011; 6-0-0)
 6 games (Mar. 19-Apr. 4, 2009; 6-0-0)
 5 games (Oct. 21-Nov. 4, 2008; 5-0-0)
 5 games (Feb. 5-Feb. 12, 2008; 5-0-0)
 5 games (Jan. 29-Feb. 8, 2000; 3-0-2-0)
 5 games (Nov. 26-Dec. 26, 1999; 5-0-0)
 5 games (Mar. 19-26, 1998; 3-0-2)
 5 games (Oct. 21-30, 1997; 3-0-2)
 5 games (Jan. 2-19, 1994; 3-0-2)
 6 games (Dec. 6-18, 1998; 4-0-2)

Longest Road Winless Streaks

13 games (Oct. 29, 2011-Dec. 22, 2012; 0-9-1-3)
 13 games (Nov. 1-Dec. 27, 2003; 0-8-2-3)
 10 games (Mar. 26-Oct. 11, 1995; 0-9-1)
 8 games (Dec. 27, 2001-Jan. 19, 2002; 0-6-2-0)
 8 games (Nov. 29, 1997-Jan. 1, 1998; 0-6-2)
 7 games (Dec. 22-Jan. 15, 2001; 0-5-1-1)
 7 games (Dec. 27-Jan. 22, 2000; 0-6-1-0)
 7 games (Nov. 22-Dec. 27, 1995; 0-5-2)

Longest Point Streak

6 games (twice)
 16 games (10/6-11/9; 12-0-1-3)
 9 games (1/2-1/18; 8-0-0-1)
 9 games (10/21-11/5; 8-0-0-1)
 7 games (3/26-4/8; 4-0-0-3)
 7 games (11/3-11/14; 6-0-1-0)
 9 games (two times)
 12 games (2/9-3/20; 9-0-1-2)
 13 games (11/29-12/28; 11-0-2)

ALL-TIME OVERTIME RECORDS

REGULAR SEASON

SEASON	OT GAMES	HOME	ROAD	TOTAL
1993-94	12	1-52	1-03	2-55
1994-95	7	2-04	0-01	2-05
1995-96	16	3-24	3-04	6-28
1996-97	16	0-06	3-07	3-013
1997-98	20	2-16	1-37	3-413
1998-99	17	1-26	0-17	1-313
1999-00	18	3-27	0-15	3-312
2000-01	20	3-24	1-37	4-511
2001-02	14	1-25	2-13	3-38
2002-03	21	3-27	3-42	6-69
2003-04	22	3-47	1-43	4-810
TOTALS (W-OTL-T)	183	22-22-58	15-17-49	37-39-107
*Beginning with the 2005-06 season, the third number in the OT column is shootout losses				
*2005-06	18	4-23	2-34	6-57
*2006-07	23	3-27	6-23	9-410
*2007-08	20	10-13	2-04	12-17
*2008-09	19	5-12	7-31	12-43
*2009-10	19	4-14	4-24	8-38
*2010-11	18	5-11	8-21	13-32
*2011-12	17	3-20	2-37	5-57
*2012-13	13	3-10	4-23	7-33
*2013-14	18	6-13	4-13	10-26
TOTALS Since 2005-'06	165	43-12-23	39-18-30	82-30-53
OVERALL (W-OTL-SOL) (Ties)	348	65-34-23 (58 Ties)	54-35-30 (49 Ties)	119-69-53 (107 Ties)



ALL-TIME HAT TRICKS



REGULAR SEASON

ALL-TIME HAT TRICKS

FOR (43)

Terry Yake @ NYR, 10/19/93 (M. Richter), 3-1=4 pts.
Teemu Selanne vs. SJ, 2/25/96 (C. Terrieri), 3-1=4 pts.
Teemu Selanne vs. STL, 3/17/96 (G. Fuhr/1. Casey), 3-0=3 pts.
*Gary Valk @ STL, 3/22/96 (G. Fuhr), 3-0=3 pts.
Teemu Selanne vs. SJ, 11/1/96 (K. Hruday), 3-0=3 pts.
Paul Kariya vs. BUF, 1/10/97 (D. Hasek), 3-1=4 pts.
Paul Kariya @ PHX, 1/23/97 (N. Khabibulin), 3-0=3 pts.
Teemu Selanne @ NYR, 10/26/97 (M. Richter), 3-0=3 pts.
Teemu Selanne vs. SJ, 11/10/97 (M. Vernon), 3-0=3 pts.
Paul Kariya vs. FLA, 1/21/98 (Vanbiesbrouck/Weekes), 3-2=5 pts.
Teemu Selanne @ OTT, 3/22/98 (R. Tugnutt), 3-0=3 pts.
Teemu Selanne @ BUF, 1/1/99 (D. Hasek), 3-2=5 pts.
*Teemu Selanne @ DAL, 11/26/99 (E. Belfour), 3-0=3 pts.
Marty McInnis vs. LA, 10/23/00 (J. Storr), 3-0=3 pts.
Teemu Selanne @ PHX, 2/1/01 (S. Burke), 3-0=3 pts.
Paul Kariya vs. CGY, 2/19/01 (F. Braithwaite), 3-1=4 pts.
Paul Kariya @ SJ, 3/29/01 (Nabokov/Kiprusoff), 3-0=3 pts.
Paul Kariya vs. NSH, 1/14/02 (Dunham/Vokoun), 3-0=3 pts.
Paul Kariya vs. PHI, 2/6/02 (B. Boucher), 3-0=3 pts.
Paul Kariya @ BOS, 10/31/02 (S. Shields), 3-1=4 pts.
Vaclav Prospal vs. MIN, 1/23/04 (D. Roloson), 3-1=4 pts.
Jonathan Hedstrom vs. LA, 1/9/06 (M. Garon), 3-0=3 pts.
Chris Kunitz vs. PHX, 11/19/06 (C. Joseph), 3-1=4 pts.
Teemu Selanne @ DAL 1/11/07 (M. Turco), 3-0=3 pts.
Teemu Selanne vs. CHI, 2/24/08 (Lalime/Crawford), 3-2=5 pts.
Teemu Selanne vs. DET, 10/29/08 (C. Osgood), 3-0=3 pts.
*Bobby Ryan @ LA, 1/8/09 (J.Quick), 3-0=3 pts.
Bobby Ryan @ PHX, 11/27/10 (I. Bryzgalov) 3-0=3 pts.
Corey Perry vs. MIN, 12/12/10 (N. Backstrom), 3-2=5 pts.
Bobby Ryan vs. STL 1/12/11 (T. Conklin), 3-1=4 pts.
*Corey Perry @ COL 2/5/11 (P. Budaj), 3-0=3 pts.
Lubomir Visnovsky vs. DAL, 3/4/11 (K. Lehtonen), 3-1=4 pts.
Teemu Selanne vs. COL, 3/28/11 (B. Elliott), 3-2=5 pts.
Corey Perry vs. SJ, 4/6/11 (A. Niittymaki), 3-1=4 pts.
Corey Perry vs. CBJ, 1/8/12 (S. Mason/C. Sanford) 3-0=3 pts.
Saku Koivu vs. DAL, 1/10/12 (K. Lehtonen) 3-0=3 pts.
*Andrew Coglian @ PHX, 1/31/12 (M. Smith) 3-0=3pts.
Corey Perry @ CBJ, 2/12/12 (S. Mason), 3-0=3 pts.
Nick Bonino vs. LA, 2/2/13 (Quick, Bernier), 3-1=4 pts.
*Kyle Palmieri vs. NSH, 2/27/13 (P. Rinne), 3-0=3 pts.
Andrew Coglian @ PHX, 3/2/13 (M. Smith), 3-0=3 pts.
Ryan Getzlaf vs. BUF, 11/8/13 (R. Miller), 3-1=4 pts.
Ryan Getzlaf @ NYI, 12/21/13 (E. Nabokov), 3-1=4 pts.

*Natural Hat Trick

AGAINST (40)

Pavel Bure @ VAN, 4/11/95 (G. Hebert), 3-0=3 pts.
Owen Nolan vs. SJ, 12/19/95 (Hebert/Shtalenkov), 4-1=5 pts.
Alexander Mogilny vs. VAN, 12/22/95 (M. Shtalenkov), 3-1=4 pts.
Brian Savage @ MTL, 10/7/96 (G. Hebert), 3-0=3 pts.
Martin Rucinsky vs. MTL, 11/6/96 (G. Hebert), 3-0=3 pts.
Peter Bondra vs. WSH, 12/13/96 (M. Shtalenkov), 3-0=3 pts.
Jeff O'Neill vs. HFD, 1/31/97 (G. Hebert), 3-0=3 pts.
Joe Nieuwendyk @ DAL, 3/13/98 (Shtalenkov, Askey), 4-0=4 pts.
Keith Tkachuk @ PHX, 4/3/98 (M. Shtalenkov), 3-2=5 pts.
Alexander Selivanov vs. EDM, 2/17/99 (Hebert/Roussel), 3-0=3pts.
Viktor Kozlov vs. FLA, 1/5/00 (Hebert/Roussel), 3-1=4 pts.
Pavel Demitra @ STL, 2/12/00 (G. Hebert), 3-0=3 pts.
Andrew Cassels vs. VAN, 11/8/00 (Hebert/Roussel), 3-0=3pts.
Michal Handzus @ STL, 12/23/00 (G. Hebert), 3-0=3 pts.
Brett Hull @ DAL, 3/21/01 (Giguere/Naumenko), 4-0=4 pts.
Teemu Selanne @ SJ, 3/29/01 (J.S. Giguere), 3-0=3 pts.
Mark Parrish @ NYI, 11/24/01 (Shields/Giguere), 3-1=4 pts.
*Chris Brown @ BUF, 12/04/02 (M. Gerber), 3-0=3 pts.
Jason Arnett vs. DAL, 11/16/05 (I. Bryzgalov), 3-0=3 pts.
*Kevyn Adams vs. CAR, 12/6/05 (I. Bryzgalov), 3-0=3 pts.
Jonathan Cheechoo @ SJ, 12/20/05 (J.S. Giguere), 3-0=3 pts.
Alexander Ovechkin vs. WSH, 1/13/06 (J.S. Giguere), 3-0=3 pts.
Jonathan Cheechoo vs. SJ, 2/1/06 (I. Bryzgalov), 3-0=3 pts.
Jonathan Cheechoo @ SJ, 4/15/06 (J.S. Giguere), 3-2=5 pts.
Peter Mueller vs. PHX, 11/7/07 (Bryzgalov/Giguere), 3-0=3 pts.
*Mike Knuble @ PHI, 2/2/08 (Hiller), 3-0=3 pts.
Mark Parrish vs. DAL, 11/7/08 (J.S. Giguere) 3-0=3 pts.
*David Booth vs. FLA, 11/9/08 (J.S. Giguere), 3-0=3 pts.
Ilya Kovalchuk vs. ATL, 2/15/09 (Giguere/Hiller), 3-1=4 pts.
Niklas Hagman vs. TOR, 10/26/09 (J. Hiller), 3-0=3 pts.
Henrik Zetterberg vs. DET, 11/14/09 (J. Hiller), 3-2=5 pts.
Loui Eriksson @ DAL, 12/31/09 (J. Hiller), 3-0=3 pts.
Michael Grabner vs. VAN, 4/2/10 (C. McElhinney), 3-0=3 pts.
Anthony Stewart vs. ATL, 10/15/10 (J. Hiller), 3-0=3 pts.
*Eric Staal @ CAR, 12/18/10, (J. Hiller), 3-0=3 pts.
Alexander Semin vs. WSH, 2/16/11 (C. McElhinney), 3-0=3 pts.
Patrick Sharp vs. CHI, 11/25/11 (J. Hiller) 3-0=3 pts.
Justin Abdelkader vs. DET, 3/22/13 (Fashl, Hiller), 3-1=4 pts.
Radim Vrbata vs. PHX, 4/27/13 (Fashl), 3-1=4 pts.
Phil Kessel @ TOR, 10/22/13 (J. Hiller), 3-0=3 pts.

ALL-TIME PENALTY SHOTS

ALL-TIME PENALTY SHOTS

FOR (12-29)

Joe Sacco vs. Jocelyn Thibault; goal, 11/12/97 vs. MTL
Paul Kariya vs. Kevin Weekes; goal, 1/21/98 vs. FLA
J.F. Jomphe vs. Curtis Joseph; no goal, 4/15/98 @ EDM
Tomas Sandstrom vs. Stephane Fiset; goal, 2/15/99 @ LA
Paul Kariya vs. Corey Hirsch; goal, 2/20/99 @ VAN
Paul Kariya vs. Stephane Fiset; no goal, 3/18/99 @ LA
Teemu Selanne vs. J-Sebastien Aubin; no goal, 10/27/99 vs. PIT
Fredrik Olausson vs. Martin Brodeur; goal, 11/24/99 vs. NJ
Matt Cullen vs. Milan Hnilicka; no goal, 11/4/01 vs. ATL
Dan Bylsma vs. Dan Cloutier; no goal, 12/12/01 vs. VAN
Petr Sykora vs. Roman Turek; no goal, 12/29/02 @ CGY
Paul Kariya vs. Jamie McLennan; no goal, 3/16/03 vs. CGY
Steve Thomas vs. Tomas Vokoun; goal, 4/1/03 @ NSH
Scott Niedermayer vs. Pascal Leclaire; no goal, 3/5/06 vs. CBJ
Jonathan Hedstrom vs. Peter Budaj; goal, 3/22/06 vs. COL
Andy McDonald vs. Curtis Joseph; goal, 11/3/06 vs. PHX
Teemu Selanne vs. Fredrik Norrena, no goal, 1/5/07 vs. CBJ
Teemu Selanne vs. Mathieu Garon, no goal, 3/18/07 vs. LA
Samuel Pahlsson vs. Fredrik Norrena, goal, 12/10/07 @ CBJ
Todd Bertuzzi vs. Evgeni Nabokov, no goal, 12/22/07 @ SJ
Chris Kunitz vs. Marty Turco, no goal, 1/15/08 vs. DAL
Corey Perry vs. Carey Price, no goal, 10/25/08 @ MTL
Corey Perry vs. Niklas Backstrom, goal, 12/12/10 vs. MIN
Teemu Selanne vs. Corey Crawford, no goal, 1/2/11 vs. CHI
Bobby Ryan vs. Jimmy Howard, goal, 3/2/11 vs. DET
Bobby Ryan vs. Henrik Karlsson, no goal, 3/20/11 vs. CGY
Teemu Selanne vs. Brian Elliott, goal, 3/28/11 vs. COL
Andrew Coglianov vs. Jason LaBarbera, no goal, 3/6/13 vs. PHX
Emerson Etem vs. Mike Smith, no goal, 11/23/13 @ PHX

AGAINST (8-28)

Carn Neely vs. Ron Tugnutt; no goal, 10/15/93 vs. BOS
Dan Quinn vs. Mikhail Shtalenkov; goal, 3/21/95 vs. LA
Peter Bondra vs. Mikhail Shtalenkov; no goal, 12/13/96 vs. WSH
Alexandre Daigle vs. Guy Hebert; no goal, 12/30/96 @ OTT
Tony Amonte vs. Guy Hebert; no goal, 2/1/98 vs. CHI
Glen Murray vs. Guy Hebert; no goal, 2/7/98 vs. LA
Ray Whitney vs. Guy Hebert; goal, 3/21/99 vs. FLA
Stan Drulia vs. Dominic Roussel; no goal, 10/15/99 @ TB
Jarome Iginla vs. J.S. Giguere; no goal, 12/8/01 @ CGY
Alexei Zhamnov vs. Steve Shields; no goal, 12/30/01 @ CHI
Chris Drury vs. J.S. Giguere; goal, 4/12/02 vs. COL
Daniel Sedin vs. J.S. Giguere; no goal, 1/17/04 @ VAN
Brett Clark vs. Ilya Bryzgalov; no goal, 11/18/05 vs. COL
Trevor Linden vs. Ilya Bryzgalov; goal, 11/20/05 vs. VAN
Thomas Vanek vs. J.S. Giguere; goal, 12/8/05 @ BUF
Jonathan Cheechoo vs. J.S. Giguere; goal, 12/20/05 @ SJ
Jeri Lehtinen vs. J.S. Giguere, goal, 1/28/07 vs. DAL
Henrik Sedin vs. Jonas Hiller, no goal, 11/27/07 @ VAN
Milan Michalek vs. J.S. Giguere, no goal, 12/16/07 vs. SJ
Torrey Mitchell vs. J. S. Giguere, no goal, 12/17/09 vs. SJ
Jamie Benn vs. Jonas Hiller, no goal, 11/12/10 vs. DAL
Olli Jokinen vs. Curtis McElhinney, no goal, 2/11/11 @ CGY
Martin Erat vs. Jonas Hiller, goal, 11/9/11 vs. NSH
David Booth vs. Jonas Hiller, no goal, 4/3/12 @ VAN
Alex Burrows vs. Jonas Hiller, no goal, 1/25/13 vs. VAN
Dustin Brown vs. Jonas Hiller, no goal, 2/25/13 @ LA
James Van Riemsdyk vs. Jonas Hiller, no goal, 11/22/14 @ TOR
Anze Kopitar vs. Jonas Hiller, no goal, 1/25/14 @ LA*

*Game Played at Dodger Stadium



ALL-TIME SHUTOUTS



BY THE DUCKS (88)

1993-94 (3)

- 12/15/93 @ Toronto, 1-0 (Guy Hebert - 38 saves)
- 12/28/93 @ N.Y. Islanders, 3-0 (Ron Tugnutt - 38 saves)
- 2/4/94 vs. Vancouver, 3-0 (Guy Hebert - 22 saves)

1994-95 (2)

- 3/15/95 @ Calgary, 5-0 (Guy Hebert - 29 saves)
- 4/17/95 vs. San Jose, 3-0 (Guy Hebert - 27 saves)

1995-96 (4)

- 11/1/95 vs. St. Louis, 3-0 (Guy Hebert - 28 saves)
- 3/13/96 vs. Colorado, 4-0 (Guy Hebert - 27 saves)
- 4/3/96 vs. Edmonton, 1-0 (Guy Hebert - 27 saves)
- 4/8/96 vs. Vancouver, 2-0 (Guy Hebert - 32 saves)

1996-97 (6)

- 10/9/96 @ Chicago, 2-0 (Mikhail Shtalenkov - 26 saves)
- 11/23/96 @ San Jose, 3-0 (Guy Hebert - 25 saves)
- 11/29/96 vs. Chicago, 2-0 (Guy Hebert - 27 saves)
- 12/20/96 vs. Calgary, 7-0 (Guy Hebert - 39 saves)
- 1/1/97 @ Florida, 3-0 (Guy Hebert - 28 saves)
- 3/30/97 @ Detroit, 1-0, OT (Mikhail Shtalenkov - 26 saves)

1997-98 (4)

- 10/30/97 @ Boston, 3-0 (Guy Hebert - 25 saves)
- 11/22/97 @ St. Louis, 2-0 (Guy Hebert - 23 saves)
- 11/26/97 vs. New Jersey, 2-0 (Guy Hebert - 29 saves)
- 2/30/98 @ Edmonton, 4-0 (Mikhail Shtalenkov - 26 saves)

1998-99 (7)

- 10/21/98 vs. Boston, 3-0 (Guy Hebert - 26 saves)
- 11/14/98 @ Calgary, 1-0 (Guy Hebert - 24 saves)
- 12/11/98 vs. Washington, 1-0 (Guy Hebert - 31 saves)
- 12/13/98 vs. Los Angeles, 3-0 (Guy Hebert - 35 saves)
- 12/22/98 @ Colorado, 1-0 (Dominic Roussel - 45 saves)
- 2/3/99 vs. Chicago, 3-0 (Guy Hebert - 35 saves)
- 4/11/99 vs. Phoenix, 3-0 (Guy Hebert - 40 saves)

1999-00 (5)

- 10/8/99 vs. Dallas, 3-0 (Guy Hebert - 37 saves)
- 11/9/99 @ Toronto, 2-0 (Guy Hebert - 19 saves)
- 12/17/99 vs. Chicago, 2-0 (Guy Hebert - 21 saves)
- 12/26/99 @ San Jose, 1-0 (Dominic Roussel - 26 saves)
- 3/5/00 vs. Nashville, 1-0 (Guy Hebert - 33 saves)

2000-01 (6)

- 12/3/00 vs. Los Angeles, 4-0 (Guy Hebert - 29 saves)
- 12/8/00 @ Minnesota, 1-0 (Guy Hebert - 27 saves)
- 2/21/01 vs. San Jose, 1-0 (J.S. Giguere - 24 saves)
- 3/4/01 vs. Los Angeles, 4-0 (J.S. Giguere - 25 saves)
- 3/11/01 vs. Nashville, 1-0 (J.S. Giguere - 31 saves)
- 3/13/01 @ Nashville, 2-0 (J.S. Giguere - 33 saves)

2001-02 (5)

- 11/4/01 vs. Atlanta, 5-0 (J.S. Giguere - 24 saves)
- 12/8/01 vs. Calgary, 4-0 (Giguere/Shields - 18 saves)
- 12/23/01 @ Phoenix, 4-0 (J.S. Giguere - 24 saves)
- 1/28/02 @ St. Louis, 1-0 (J.S. Giguere - 15 saves)
- 4/5/02 vs. Edmonton, 2-0 (J.S. Giguere - 26 saves)

2002-03 (9)

- 11/10/02 vs. Minnesota, 1-0 (J.S. Giguere - 26 saves)
- 12/8/02 vs. Nashville, 3-0 (J.S. Giguere - 20 saves)
- 12/11/02 vs. Washington, 3-0 (J.S. Giguere - 26 saves)
- 12/15/02 vs. Pittsburgh, 5-0 (J.S. Giguere - 19 saves)
- 12/22/02 vs. Phoenix, 4-0 (J.S. Giguere - 24 saves)
- 1/18/03 @ Minnesota, 1-0 (J.S. Giguere - 33 saves)
- 2/19/03 vs. Columbus, 2-0 (J.S. Giguere - 26 saves)
- 2/23/03 @ Carolina, 4-0 (Martin Gerber - 28 saves)
- 3/24/03 vs. Columbus, 5-0 (J.S. Giguere - 29 saves)

2003-04 (5)

- 10/21/03 @ San Jose, 2-0 (Martin Gerber - 34 saves)
- 12/7/03 vs. Dallas, 4-0 (Martin Gerber - 32 saves)

BY OPPONENTS (104)

1993-94 (9)

- 10/20/93 @ New Jersey, 4-0 (Martin Brodeur - 17 saves)
- 11/27/93 @ San Jose, 1-0 (Arturs Irbe - 15 saves)
- 12/19/93 @ Chicago, 2-0 (Ed Belfour - 22 saves)
- 12/30/93 @ Washington, 3-0 (Rick Tabaracci - 26 saves)
- 2/18/94 vs. Quebec, 1-0 (Stephane Fiset - 28 saves)
- 3/6/94 @ San Jose, 6-0 (Arturs Irbe - 25 saves)
- 3/8/94 @ Chicago (in Phoenix), 1-0 (Ed Belfour - 31 saves)
- 3/9/94 vs. Buffalo, 3-0 (Dominik Hasek - 24 saves)
- 4/11/94 vs. Calgary, 3-0 (Mike Vernon - 27 saves)

1994-95 (6)

- 2/7/95 vs. Chicago, 3-0 (Ed Belfour - 16 saves)
- 2/12/95 @ Edmonton, 2-0 (Bill Ranford - 29 saves)
- 3/3/95 @ Dallas, 4-0 (Darcy Wakaluk - 27 saves)
- 3/5/95 @ Chicago, 3-0 (Ed Belfour - 16 saves)
- 4/7/95 vs. Dallas, 2-0 (Andy Moog - 18 saves)
- 4/11/95 @ Vancouver, 5-0 (Kirk McLean - 25 saves)

1995-96 (2)

- 11/22/95 @ Edmonton, 2-0 (Bill Ranford - 31 saves)
- 1/12/96 @ Chicago, 3-0 (Jeff Hackett - 13 saves)

1996-97 (1)

- 10/22/96 @ Philadelphia, 3-0 (Ron Hexall - 12 saves)

1997-98 (11)

- 10/13/97 vs. Boston, 3-0 (Jim Carey - 27 saves)
- 11/16/97 vs. Dallas, 4-0 (Ed Belfour - 31 saves)
- 11/19/97 vs. Chicago, 4-0 (Jeff Hackett - 27 saves)
- 11/24/97 @ Dallas, 5-0 (Ed Belfour - 13 saves)
- 12/3/97 @ Buffalo, 4-0 (Dominik Hasek - 29 saves)
- 12/10/97 vs. PIT, 3-0 (Tom Barrasso - 28 saves)
- 12/28/97 @ Chicago, 2-0 (Jeff Hackett - 27 saves)
- 1/14/98 vs. Colorado, 2-0 (Patrick Roy - 33 saves)
- 3/4/98 vs. Detroit, 2-0 (Kevin Hodson - 35 saves)
- 3/6/98 vs. San Jose, 3-0 (Mike Vernon - 23 saves)
- 3/18/98 @ New Jersey, 3-0 (Martin Brodeur - 25 saves)

1998-99 (5)

- 10/10/98 @ Washington, 1-0 (Olaf Kolzig - 29 saves)
- 10/13/98 @ Montreal, 1-0 (Jocelyn Thibault - 30 saves)
- 1/30/99 @ Edmonton, 1-0 (Mikhail Shtalenkov - 22 saves)
- 3/12/99 @ Dallas, 4-0 (Ed Belfour - 27 saves)
- 3/13/99 @ Phoenix, 1-0 (Nikolai Khabibulin - 27 saves)

1999-00 (5)

- 10/2/99 @ Dallas, 2-0 (Ed Belfour - 22 saves)
- 10/5/99 @ Phoenix, 4-0 (Mikhail Shtalenkov - 21 saves)
- 10/31/99 vs. Phoenix, 3-0 (Mikhail Shtalenkov - 33 saves)
- 1/12/00 vs. Ottawa, 2-0 (Ron Tugnutt - 32 saves)
- 1/17/00 vs. Buffalo, 5-0 (Martin Biron - 17 saves)

2000-01 (8)

- 11/15/00 vs. Colorado, 3-0 (Patrick Roy - 41 saves)
- 12/5/00 @ St. Louis, 1-0 (Roman Turek - 19 saves)
- 12/10/00 vs. Dallas, 1-0 (Ed Belfour - 29 saves)
- 1/12/01 vs. Buffalo, 4-0 (Dominik Hasek - 21 saves)
- 1/14/01 @ Carolina, 4-0 (Arturs Irbe - 27 saves)
- 1/24/01 vs. Minnesota, 5-0 (Manny Fernandez - 20 saves)
- 1/31/01 vs. Nashville, 3-0 (Mike Dunham - 26 saves)
- 3/21/01 @ Dallas, 8-0 (Ed Belfour - 17 saves)

2001-02 (5)

- 11/9/01 vs. Detroit, 1-0 (Dominik Hasek - 19 saves)
- 11/21/01 @ Florida, 6-0 (Roberto Luongo - 30 saves)
- 11/28/01 vs. Edmonton, 2-0 (Jussi Markkanen - 27 saves)
- 12/12/01 vs. Vancouver, 1-0 (Dan Cloutier - 26 saves)
- 4/14/02 @ Los Angeles, 1-0 (Jamie Storr - 23 saves)

2002-03 (5)

- 11/22/02 vs. Dallas, 4-0 (Marty Turco - 31 saves)
- 12/4/02 vs. Buffalo, 4-0 (Martin Biron - 22 saves)

ALL-TIME SHUTOUTS

12/19/03 vs. Colorado, 1-0 (J.S. Giguere - 38 saves)
12/29/03 @ Tampa Bay, 2-0 (J.S. Giguere - 31 saves)
3/3/04 vs. Minnesota, 2-0 (J.S. Giguere - 28 saves)
2/25/03 @ Tampa Bay, 2-0 (Nikolai Khabibulin - 24 saves)

2005-06 (3)

1/21/06 vs. Florida, 1-0 (J.S. Giguere - 30 saves)
1/26/06 @ San Jose, 2-0 (Ilya Bryzgalov - 24 saves)
2/4/06 @ San Jose, 2-0 (J.S. Giguere - 35 saves)

2006-07 (5)

10/9/06 vs. St. Louis, 2-0 (J.S. Giguere - 34 saves)
10/28/06 @ Chicago, 3-0 (Ilya Bryzgalov - 14 saves)
11/9/06 @ Vancouver, 6-0 (J.S. Giguere - 20 saves)
11/21/06 vs. San Jose, 5-0 (J.S. Giguere - 23 saves)
12/6/06 vs. Nashville, 4-0 (J.S. Giguere - 21 saves)

2007-08 (4)

12/18/07 @ San Jose, 2-0 (J.S. Giguere - 20 saves)
1/9/08 vs. Toronto, 5-0 (J.S. Giguere - 28 saves)
2/1/08 @ St. Louis, 0-1* (J.S. Giguere - 20 saves) *SOL
2/5/08 @ NY Islanders, 3-0 (J.S. Giguere - 25 saves)

2008-09 (6)

10/17/08 vs. San Jose, 4-0 (J.S. Giguere - 38 saves)
11/4/08 @ Los Angeles, 1-0 (J.S. Giguere - 35 saves)
11/16/08 vs. Los Angeles, 2-0 (Jonas Hiller - 29 saves)
11/28/08 vs. Chicago, 1-0 (Jonas Hiller - 26 saves)
1/4/09 vs. Phoenix, 2-0 (Jonas Hiller - 29 saves)
1/17/09 @ Minnesota, 3-0 (Jonas Hiller - 30 saves)

2009-10 (3)

11/5/09 vs. Nashville, 4-0 (Jonas Hiller - 40 saves)
11/27/09 vs. Chicago, 3-0 (J.S. Giguere - 28 saves)
2/1/10 @ Florida, 3-0 (Jonas Hiller - 33 saves)

2010-11 (7)

11/10/10 vs. NY Islanders, 1-0 (Curtis McElhinney - 27 saves)
11/29/10 vs. Los Angeles, 2-0 (Jonas Hiller - 27 saves)
12/20/10 @ Boston, 3-0 (Jonas Hiller - 45 saves)
1/7/11 vs. Columbus, 6-0 (Jonas Hiller - 27 saves)
1/9/11 vs. San Jose, 1-0 (Jonas Hiller - 37 saves)
2/5/11 @ Colorado, 3-0 (Curtis McElhinney - 25 saves)
2/13/11 @ Edmonton, 4-0 (Jonas Hiller - 12 saves)

2011-12 (4)

10/14/11 vs. San Jose, 1-0 (Jonas Hiller - 31 saves)
1/13/12 @ Edmonton, 5-0 (Jonas Hiller - 33 saves)
2/19/12 @ Florida, 2-0 (Jonas Hiller - 31 saves)
3/14/12 vs. Detroit, 4-0 (Jonas Hiller - 23 saves)

2012-13 (5)

2/6/13 @ Colorado, 3-0 (Viktor Fasth - 31 saves)
3/6/13 vs. Phoenix, 2-0 (Jonas Hiller - 18 saves)
3/8/13 vs. Calgary, 4-0 (Viktor Fasth - 29 saves)
4/1/13 @ Dallas, 4-0 (Viktor Fasth - 26 saves)
4/22/13 @ Edmonton, 3-0 (Viktor Fasth - 24 saves)

2013-14 (6)

10/10/13 vs. NY Rangers, 6-0 (Jonas Hiller - 34 saves)
11/22/13 vs. Tampa Bay, 1-0 (Jonas Hiller - 31 saves)
1/12/14 vs. Detroit, 1-0 (Jonas Hiller - 22 saves)
1/25/14 @ Los Angeles*, 3-0 (Jonas Hiller - 36 saves)
2/28/14 vs. St. Louis, 1-0 (Jonas Hiller - 18 saves)
4/7/14 @ Vancouver, 3-0 (John Gibson - 18 saves)
3/31/12 @ Phoenix, 4-0 (Mike Smith - 44 saves)

1/3/03 vs. Philadelphia, 1-0 (Robert Esche - 28 saves)
1/8/03 vs. Edmonton, 1-0 (Jussi Markkanen - 32 saves)

2003-04 (5)

10/12/03 vs. Phoenix, 2-0 (Sean Burke - 31 saves)
10/17/03 vs. Ottawa, 3-0 (Patrick Lalime - 27 saves)
12/13/03 @ San Jose, 2-0 (Evgeni Nabokov - 28 saves)
1/15/04 @ Edmonton, 1-0 (Tommy Salo - 28 saves)
2/22/04 @ Dallas, 4-0 (Marty Turco - 14 saves)

2005-06 (4)

11/4/05 vs. San Jose, 1-0 (Nolan Schaefer - 21 saves)
12/28/05 @ Columbus, 1-0 (Marc Denis - 40 saves)
3/1/06 vs. Detroit, 2-0 (Chris Osgood - 24 saves)
4/11/06 @ Calgary, 3-0 (Miikka Kiprusoff - 32 saves)

2006-07 (6)

11/10/06 @ Calgary, 3-0 (Miikka Kiprusoff - 37 saves)
12/23/06 @ Phoenix, 2-0 (Mikael Tellqvist - 29 saves)
2/3/07 @ Nashville, 3-0 (Tomas Vokoun - 36 saves)
2/10/07 @ Dallas, 1-0 (Mike Smith - 32 saves)
2/13/07 @ Colorado, 2-0 (Peter Budaj - 39 saves)
3/26/07 @ Detroit, 1-0 (Dominik Hasek - 25 saves)

2007-08 (10)

10/5/07 @ Columbus, 4-0 (Pascal Leclaire - 28 saves)
10/14/07 vs. Minnesota, 2-0 (Josh Harding - 37 saves)
10/25/07 vs. Phoenix, 1-0 (Alexander Auld - 31 saves)
11/5/07 vs. Dallas, 5-0 (Marty Turco - 19 saves)
11/27/07 @ Vancouver, 4-0 (Roberto Luongo - 26 saves)
12/2/07 vs. Edmonton, 4-0 (Mathieu Garon - 25 saves)
2/1/08 @ St. Louis, 1-0 (Manny Legace - 30 saves)
2/2/08 @ Philadelphia, 3-0 (Martin Biron - 27 saves)
3/5/08 @ Chicago, 3-0 (Corey Crawford - 19 saves)
3/6/08 @ Colorado, 1-0 (Jose Theodore - 27 saves)

2008-09 (5)

12/11/08 @ San Jose, 2-0 (Evgeni Nabokov - 31 saves)
12/31/08 vs. Columbus, 2-0 (Steve Mason - 27 saves)
2/4/09 @ Minnesota, 3-0 (Niklas Backstrom - 34 saves)
2/26/09 @ Boston, 6-0 (Tim Thomas - 35 saves)
3/15/09 vs. San Jose, 1-0 (Evgeni Nabokov - 34 saves)

2009-10 (6)

10/11/09 @ NY Rangers, 3-0 (Stephen Valiquette - 18 svs)
10/17/09 vs. St. Louis, 5-0 (Ty Conklin - 26 saves)
12/23/09 @ Phoenix, 4-0 (Ilya Bryzgalov - 21 saves)
1/14/10 @ Los Angeles, 4-0 (Jonathan Quick - 22 saves)
3/6/10 @ Phoenix, 4-0 (Ilya Bryzgalov - 32 saves)
3/12/10 vs. Nashville, 1-0 (Pekka Rinne - 31 saves)

2010-11 (4)

10/8/10 @ Detroit, 4-0 (Jimmy Howard - 21 saves)
12/3/10 vs. Detroit, 4-0 (Jimmy Howard - 41 saves)
12/5/10 vs. Phoenix, 3-0 (Ilya Bryzgalov - 26 saves)
3/6/11 vs. Vancouver, 3-0 (Cory Schneider - 26 saves)

2011-12 (7)

10/29/11 @ Nashville, 3-0 (Pekka Rinne - 20 saves)
11/5/11 @ Detroit, 5-0 (Jimmy Howard - 22 saves)
1/12/12 @ Calgary, 1-0 (Miikka Kiprusoff - 23 saves)
1/24/12 @ Dallas, 1-0 (Kari Lehtonen - 27 saves)
2/29/12 vs. Buffalo, 2-0 (Ryan Miller - 43 saves)
3/10/12 @ Dallas, 2-0 (Kari Lehtonen - 21 saves)

2012-13 (2)

1/25/13 vs. Vancouver, 5-0 (Cory Schneider - 30 saves)
3/27/13 @ San Jose, 4-0 (Antti Niemi - 22 saves)

2013-14 (2)

2/1/14 vs. Dallas, 2-0 (Dan Ellis - 26 saves)
2/5/14 vs. Chicago, 2-0 (Corey Crawford - 29 saves)

*Game Played at Dodger Stadium

ALL-TIME TOP GAMES BY DUCKS



REGULAR SEASON

FIVE-OR-MORE POINTS

Player	Date	Opponent	Goals	Assists	Points	+/-
Teemu Selanne	3/28/11	vs. Colorado	3	2	5	+2
Corey Perry	12/12/10	vs. Minnesota	3	2	5	+4
Jason Blake	3/31/10	@ Colorado	1	4	5	+4
Corey Perry	10/31/08	vs. Vancouver	1	4	5	+0
Ryan Getzlaf	10/29/08	vs. Detroit	0	5	5	+1
Teemu Selanne	2/24/08	vs. Chicago	3	2	5	+3
Teemu Selanne	11/19/06	vs. Phoenix	0	5	5	+2
Paul Kariya	12/18/02	vs. St. Louis	2	3	5	+2
Teemu Selanne	2/19/01	vs. Calgary	2	3	5	+3
Paul Kariya	2/16/00	vs. Calgary	1	4	5	+2
Teemu Selanne	1/1/99	@ Buffalo	3	2	5	+4
Paul Kariya	1/21/98	vs. Florida	3	2	5	+5
Dmitri Mironov	12/12/97	vs. Washington	0	5	5	+5
Paul Kariya	12/20/96	vs. Calgary	2	3	5	+5
Teemu Selanne	10/10/96	@ Colorado	2	3	5	+3

THREE-OR-MORE GOALS

Player	Date	Opponent	Goals
Ryan Getzlaf	12/21/13	@ NY Islanders	3
Ryan Getzlaf	11/8/13	vs. Buffalo	3
Andrew Coglianio	3/2/13	@ Phoenix	3
Kyle Palmieri	2/27/13	vs. Nashville	3
Nick Bonino	2/2/13	vs. Los Angeles	3
Corey Perry	2/12/12	@ Columbus	3
Andrew Coglianio	1/31/12	@ Phoenix	3
Saku Koivu	1/10/12	vs. Dallas	3
Corey Perry	1/8/12	vs. Columbus	3
Corey Perry	4/6/11	vs. San Jose	3
Teemu Selanne	3/28/11	vs. Colorado	3
Lubomir Visnovsky	3/4/11	vs. Dallas	3
Corey Perry	2/5/11	@ Colorado	3
Bobby Ryan	1/12/11	vs. St. Louis	3
Corey Perry	12/12/10	vs. Minnesota	3
Bobby Ryan	11/27/10	@ Phoenix	3
Bobby Ryan	1/8/09	@ Los Angeles	3
Teemu Selanne	10/29/08	vs. Detroit	3
Teemu Selanne	2/24/08	vs. Chicago	3
Teemu Selanne	1/11/07	@ Dallas	3
Chris Kunitz	11/19/06	vs. Phoenix	3
Jonathan Hedstrom	1/9/06	vs. Los Angeles	3
Vaclav Prospal	1/23/04	vs. Minnesota	3
Paul Kariya	10/31/02	@ Boston	3
Paul Kariya	2/6/02	vs. Philadelphia	3
Paul Kariya	1/14/02	vs. Nashville	3
Paul Kariya	3/29/01	@ San Jose	3
Paul Kariya	2/19/01	vs. Calgary	3
Teemu Selanne	2/1/01	@ Phoenix	3
Marty McInnis	10/23/00	vs. Los Angeles	3
Teemu Selanne	11/26/99	@ Dallas	3
Teemu Selanne	1/1/99	@ Buffalo	3
Teemu Selanne	3/22/98	@ Ottawa	3
Paul Kariya	1/21/98	vs. Florida	3
Teemu Selanne	11/10/97	vs. San Jose	3
Teemu Selanne	10/26/97	@ N.Y. Rangers	3
Paul Kariya	1/23/97	@ Phoenix	3
Paul Kariya	1/10/97	vs. Buffalo	3
Teemu Selanne	11/1/96	vs. San Jose	3
Garry Valk	3/22/96	@ St. Louis	3
Teemu Selanne	3/17/96	vs. St. Louis	3
Teemu Selanne	2/25/96	vs. San Jose	3
Terry Yake	10/19/93	@ N.Y. Rangers	3

FOUR-OR-MORE ASSISTS

Player	Date	Opponent	Assists
Ryan Getzlaf	10/29/08	vs. Detroit	5
Teemu Selanne	11/19/06	vs. Phoenix	5
Dmitri Mironov	12/12/97	vs. Washington	5
F. Beouchemin	2/24/13	@ Colorado	4
Ryan Getzlaf	1/13/12	@ Edmonton	4
Ryan Getzlaf	4/6/11	vs. San Jose	4
Ryan Getzlaf	11/27/10	@ Phoenix	4
Jason Blake	3/31/10	@ Colorado	4
Ryan Getzlaf	4/4/09	@ Vancouver	4
Corey Perry	10/31/08	vs. Vancouver	4
Andy McDonald	1/11/07	@ Dallas	4
Ryan Getzlaf	3/24/06	vs. Nashville	4
Rob Niedermayer	3/21/04	vs. Detroit	4
Niclas Havelid	1/23/04	vs. Minnesota	4
Matt Cullen	12/15/02	vs. Pittsburgh	4
Paul Kariya	2/16/00	vs. Calgary	4
Fredrik Olausson	1/1/99	@ Buffalo	4
Paul Kariya	12/16/98	vs. Nashville	4
Teemu Selanne	12/1/98	@ Pittsburgh	4
Shaun Van Allen	3/9/95	vs. Detroit	4

ALL-TIME TOP GAMES BY DUCKS

45-OR-MORE SAVES

Goaltender	Date	Opponent	Saves	Shots Faced	Final Score
Jonas Hiller	12/19/08	@ Edmonton	51	53	3-2 win (SO)
J.S. Giguere	3/21/04	vs. Detroit	51	57	8-6 win
Mikhail Shtalenkov	3/22/98	@ Ottawa	51	53	5-2 win
Frederik Andersen	3/2/14	vs. Carolina	49	52	5-3 win
Jonas Hiller	12/3/13	vs. Los Angeles	49	51	3-2 loss (SO)
Jonas Hiller	4/8/10	@ Dallas	49	51	3-2 loss (SO)
J.S. Giguere	10/25/08	@ Montreal	47	51	6-4 win
Guy Hebert	2/1/98	vs. Chicago	47	50	4-3 win (OT)
Jonas Hiller	2/3/10	vs. Detroit	46	47	3-1 win
Ron Tugnutt	11/21/93	@ Edmonton	46	48	4-2 win
Jonas Hiller	12/20/10	@ Boston	45	45	3-0 win
Jonas Hiller	10/9/10	@ Nashville	45	49	4-1 loss
Guy Hebert	2/3/00	@ Philadelphia	45	48	3-3 tie (OT)
Dominic Rousset	12/22/98	@ Colorado	45	45	1-0 win
Guy Hebert	12/27/96	@ N.Y. Rangers	45	48	3-2 loss

ALL-TIME TOP INDIVIDUAL SCORING STREAKS BY DUCKS

POINT STREAKS

C. Perry – 19 gms. (10/21/09-12/1/09), 10-16=26 pts.
 T. Selanne – 17 gms. (2/3/99-3/10/99), 15-14=29 pts.
 R. Getzlaf – 15 gms. (12/22/07-1/23/08), 6-16=22 pts.
 T. Selanne – 15 gms. (2/10/96-3/17/96), 12-12=24 pts.
 R. Getzlaf* – 14 gms. (11/15/13-12/15/13), 6-11=17 pts.
 T. Selanne – 13 gms. (1/21/00-2/18/00), 8-14=22 pts.
 P. Kariya – 12 gms. (3/19/97-4/11/97), 10-9=19 pts.
 T. Selanne – 12 gms. (12/30/96-1/27/97), 9-10=19 pts.
 R. Getzlaf – 11 gms. (10/21/09-11/14/09), 2-17=19 pts.
 A. McDonald – 11 gms. (1/23/06-2/12/06), 5-13=18 pts.
 P. Kariya – 11 gms. (11/6/98-11/27/98), 7-9=16 pts.
 T. Selanne – 11 gms. (10/21/97-11/10/97), 17-2=19 pts.

GOAL STREAKS

T. Selanne – 11 gms. (10/21/98-11/10/98), 17 goals
 T. Selanne – 8 gms. (2/17/99-3/5/99), 10 goals
 C. Perry – 7 gms. (11/29/13-11/11/13), 8 goals
 P. Kariya – 6 gms. (1/19/00-1/31/00), 10 goals
 C. Perry – 5 gms. (3/19/11-3/26/11), 8 goals
 B. Ryan – 5 gms. (1/17/09-1/28/09), 5 goals
 T. Selanne – 5 gms. (11/22/05-11/30/05), 5 goals
 T. Selanne – 5 gms. (1/21/00-1/31/00), 6 goals
 F. Olsson – 5 gms. (1/8/99-1/18/99), 5 goals
 T. Selanne – 5 gms. (1/3/97-1/12/97), 5 goals
 M. Sillinger – 5 gms. (11/3/95-11/11/95), 5 goals

ASSIST STREAKS

C. Perry – 10 gms. (11/13/09-12/1/09), 11 asst.
 R. Getzlaf – 10 gms. (10/24/09-11/14/09), 17 asst.
 R. Getzlaf – 8 gms. (10/25/08-11/7/08), 12 asst.
 S. Niedermayer – 8 gms. (12/26/06-1/11/07), 10 asst.
 F. Beauchemin – 7 gms. (1/26/06-2/8/06), 8 asst.
 C. Perry – 7 gms. (10/21/08-11/2/08), 11 asst.
 T. Selanne – 7 gms. (3/26/99-4/7/99), 9 asst.
 P. Kariya – 7 gms. (12/6/98-12/21/98), 11 asst.
 G. Valk – 7 gms. (11/9/93-11/22/93), 7 asst.
 R. Getzlaf – 6 gms. (11/16/11-11/30/11), 9 asst.

*Unofficial 16 gms. (missed two due to injury)



ALL-TIME TOP GAMES BY OPPONENTS



FIVE-OR-MORE POINTS

Player	Date	Opponent	Goals	Assists	Points	+/-
Mike Modano	2/1/95	@ Dallas	2	4	6	+3
Jonathan Toews	11/25/11	vs. Chicago	2	3	5	+3
Henrik Zetterberg	11/14/09	@ Detroit	3	2	5	+1
Tomas Kaberle	10/26/09	vs. Toronto	1	4	5	-1
Jonathan Cheechoo	4/15/06	@ San Jose	3	2	5	+1
Mike Modano	2/10/02	vs. Dallas	1	4	5	+3
Keith Tkachuk	4/3/98	@ Phoenix	3	2	5	+3
Alexander Mogilny	2/15/96	@ Vancouver	2	3	5	+5
Cliff Ronning	2/15/96	@ Vancouver	1	4	5	+5
Owen Nolan	12/19/95	vs. San Jose	4	1	5	+1
Wayne Gretzky	2/11/95	vs. Los Angeles	2	3	5	+4

THREE-OR-MORE GOALS

Player	Date	Opponent	Goals
Brett Hull	3/21/01	@ Dallas	4
Joe Nieuwendyk	3/13/98	@ Dallas	4
Owen Nolan	12/19/95	vs. San Jose	4
Phil Kessel	10/22/13	@ Toronto	3
Radim Vrbata	4/27/13	vs. Phoenix	3
Justin Abdelkader	3/22/13	vs. Detroit	3
Patrick Sharp	11/25/11	vs. Chicago	3
Alexander Semin	2/16/11	vs. Washington	3
Eric Staal	12/18/10	@ Carolina	3
Anthony Stewart	10/15/10	vs. Atlanta	3
Michael Grabner	4/2/10	vs. Vancouver	3
Loui Eriksson	12/31/09	@ Dallas	3
Henrik Zetterberg	11/14/09	@ Detroit	3
Niklas Hagman	10/28/09	vs. Toronto	3
Ilya Kovalchuk	2/15/09	vs. Atlanta	3
David Booth	11/9/08	vs. Florida	3
Mark Parrish	11/7/08	vs. Dallas	3
Mike Knuble	2/2/08	@ Philadelphia	3
Peter Mueller	11/7/07	vs. Phoenix	3
Jonathan Cheechoo	4/15/06	@ San Jose	3
Jonathan Cheechoo	2/1/06	vs. San Jose	3
Alex Ovechkin	1/13/06	vs. Washington	3
Jonathan Cheechoo	12/20/05	@ San Jose	3
Kevin Adams	12/06/05	vs. Carolina	3
Jason Arnott	11/16/05	vs. Dallas	3
Chris Brown	12/04/02	@ Buffalo	3
Mark Parrish	11/24/01	@ NY Islanders	3
Teemu Selanne	3/29/01	@ San Jose	3
Michal Handzus	12/23/00	@ St. Louis	3
Andrew Cassels	11/8/00	vs. Vancouver	3
Pavel Demitra	2/12/00	@ St. Louis	3
Viktor Kozlov	1/5/00	vs. Florida	3
Keith Tkachuk	4/3/98	@ Phoenix	3
Jeff O'Neill	1/31/97	vs. Hartford	3
Peter Bondra	12/13/96	vs. Washington	3
Martin Rucinsky	11/6/96	vs. Montreal	3
Brian Savage	10/7/96	@ Montreal	3
Alexander Mogilny	12/22/95	vs. Vancouver	3
Pavel Bure	4/11/95	@ Vancouver	3

FOUR-OR-MORE ASSISTS

Player	Date	Opponent	Assists
Tomas Kaberle	10/26/09	vs. Toronto	4
Craig Conroy	1/19/04	vs. Calgary	4
Mike Modano	2/10/02	vs. Dallas	4
Niklas Sundstrom	3/29/01	@ San Jose	4
Igor Larionov	11/15/99	@ Detroit	4
Jeremy Roenick	12/19/97	vs. Phoenix	4
Cliff Ronning	2/15/96	@ Vancouver	4
Doug Bodger	12/19/95	vs. San Jose	4
Mike Modano	2/1/95	@ Dallas	4
Adam Oates	3/24/94	@ Boston	4
Igor Larionov	3/6/94	@ San Jose	4

ALL-TIME TOP GAMES BY OPPONENTS

45-OR-MORE SAVES

Goaltender	Date	Opponent	Saves	Shots Faced	Final Score
Dwayne Roloson	3/27/09	vs. Edmonton	51	54	5-3 loss
Ben Scrivens	3/28/14	@ Edmonton	48	51	4-3 win (OT)
Steve Mason	11/19/10	vs. Columbus	47	50	4-3 win
Dominik Hasek	1/10/97	vs. Buffalo	47	52	5-2 win
Jose Theodore	2/25/11	vs. Minnesota	46	48	3-2 win (OT)
Mike Dunham	10/11/06	vs. NY Islanders	46	50	5-4 loss (SO)
Jamie McLennan	11/17/95	vs. NY Islanders	46	48	2-1 win (OT)
Kelly Hrudey	2/11/94	vs. Los Angeles	46	49	5-3 loss
Eddie Lack	1/5/14	vs. Vancouver	45	49	4-3 loss (OT)
Robin Lehner*	10/13/13	vs. Ottawa	45	47	4-1 loss
Rick DiPietro	3/12/04	vs. NY Islanders	45	46	3-1 loss
Steve Shields	11/6/98	vs. San Jose	45	47	2-2 tie (OT)
Dominik Hasek	3/8/96	vs. Buffalo	45	48	3-2 win (OT)

*Replaced Craig Anderson at 15:54 of 1st period with Ottawa trailing 2-0



DUCKS ALL-TIME LEADERS



POINTS

	G	A	PTS
Teemu Selanne	457	531	988
Paul Kariya	300	369	669
Ryan Getzlaf	183	425	608
Corey Perry	263	284	547
Steve Rucchin	153	279	432
Bobby Ryan	147	142	289
Scott Niedermayer	60	204	264
Andy McDonald	92	167	259
Matt Cullen	65	135	200
Chris Kunitz	81	111	192

GOALS

Teemu Selanne	457
Paul Kariya	300
Corey Perry	263
Ryan Getzlaf	183
Steve Rucchin	153
Bobby Ryan	147
Andy McDonald	92
Chris Kunitz	81
Matt Cullen	65
Petr Sykora	64
Saku Koivu	64

ASSISTS

Teemu Selanne	531
Ryan Getzlaf	425
Paul Kariya	369
Corey Perry	284
Steve Rucchin	279
Scott Niedermayer	204
Andy McDonald	167
Bobby Ryan	142
Matt Cullen	135
Saku Koivu	127

GAMES PLAYED

Teemu Selanne	966
Corey Perry	655
Ryan Getzlaf	633
Steve Rucchin	616
Paul Kariya	606
Ruslan Salei	594
Samuel Pahlsson	527
Francois Beauchemin	461
Matt Cullen	427
Todd Marchant	421

PLUS-MINUS

Teemu Selanne	+120
Ryan Getzlaf	+109
Corey Perry	+79
Chris Kunitz	+60

Paul Kariya	+52
Bobby Ryan	+40
Toni Lydman	+31
Bobby Dolas	+31
Francois Beauchemin	+30
Keith Carney	+30

PIM

George Parros	812
Corey Perry	801
David Karpa	788
Jason Marshall	740
Ruslan Salei	735
Todd Ewen	650
Stu Grimson	583
Ryan Getzlaf	564
Teemu Selanne	471
Warren Rychel	416

POWER PLAY GOALS

Teemu Selanne	182
Paul Kariya	107
Corey Perry	107
Ryan Getzlaf	62
Steve Rucchin	58
Scott Niedermayer	39
Bobby Ryan	36
Andy McDonald	28
Chris Kunitz	26
Marty McInnis	25

POWER PLAY POINTS

	G	A	PTS
Teemu Selanne	182	228	410
Paul Kariya	107	156	263
Ryan Getzlaf	62	176	238
Corey Perry	76	101	177
Scott Niedermayer	39	106	145
Steve Rucchin	58	84	142
Andy McDonald	28	67	95
Chris Pronger	20	74	94
Fredrik Olausson	22	66	88
Oleg Tverдовskiy	18	60	78

SHORT-HANDED GOALS

Paul Kariya	16
Samuel Pahlsson	9
Todd Marchant	8
Corey Perry	6
Steve Rucchin	6
Joe Sacco	6
Ryan Getzlaf	5
Andrew Cogliano	5
Bobby Ryan	3
Rob Niedermayer	3

Bob Corkum	3
Travis Moen	3
Shoun Van Allen	3

SHORT-HANDED POINTS

	G	A	PTS
Paul Kariya	16	5	21
Steve Rucchin	6	9	15
Samuel Pahlsson	9	4	13
Todd Marchant	8	4	12
Corey Perry	6	4	10
Joe Sacco	6	3	9
Scott Niedermayer	0	8	8
Andrew Cogliano	5	2	7
Saku Koivu	2	5	7
Ryan Getzlaf	5	1	6
Shoun Van Allen	4	2	6

GAME-WINNING GOALS

Teemu Selanne	77
Corey Perry	50
Paul Kariya	44
Ryan Getzlaf	34
Steve Rucchin	23
Bobby Ryan	15
Andy McDonald	15
Chris Kunitz	15
Mike Leclerc	13
Scott Niedermayer	13

SHOTS

Teemu Selanne	2,964
Paul Kariya	2,455
Corey Perry	2,020
Ryan Getzlaf	1,485
Steve Rucchin	1,150
Bobby Ryan	1,044
Andy McDonald	914
Ruslan Salei	872
Scott Niedermayer	786
Francois Beauchemin	781

OVERTIME GOALS

Teemu Selanne	6
Ryan Getzlaf	5
Corey Perry	5
Scott Niedermayer	5
Niclas Havelid	4
Paul Kariya	3
Steve Rucchin	3
Oleg Tverдовskiy	3
Saku Koivu	3

(9 players tied at 2)

GOALIE STATS

GAMES PLAYED

Jean-Sebastien Giguere	447
Guy Hebert	441
Jonas Hiller	326
Mikhail Shtalenkov	122
Ilya Bryzgalov	69
Martin Gerber	54
Dominic Roussel	51
Steve Shields	33
Curtis McElhinney	31
Viktor Fasth	30

GOALS-AGAINST AVERAGE*

	GP	GAA
Jean-Sebastien Giguere	447	2.47
Jonas Hiller	326	2.51
Guy Hebert	441	2.75
Mikhail Shtalenkov	122	3.14

SAVE PERCENTAGE*

	GP	SV%
Jonas Hiller	326	.916
Jean-Sebastien Giguere	447	.914
Guy Hebert	441	.911
Mikhail Shtalenkov	122	.897

WINS

Jean-Sebastien Giguere	206
Guy Hebert	173
Jonas Hiller	162
Mikhail Shtalenkov	34
Ilya Bryzgalov	26
Fredrik Andersen	20
Martin Gerber	17
Viktor Fasth	17
Dominic Roussel	17
Curtis McElhinney	11

LOSSES

Guy Hebert	202
Jean-Sebastien Giguere	163
Jonas Hiller	110
Mikhail Shtalenkov	53
Ilya Bryzgalov	23
Martin Gerber	23
Steve Shields	20
Dominic Roussel	15
Ron Tugnutt	15
Curtis McElhinney	10

STARTS

Jean-Sebastien Giguere	431
Guy Hebert	426
Jonas Hiller	308
Mikhail Shtalenkov	107
Ilya Bryzgalov	50
Martin Gerber	47
Dominic Roussel	37
Steve Shields	31
Viktor Fasth	28
Ron Tugnutt	26

MINUTES

Jean-Sebastien Giguere	25,646
Guy Hebert	25,205
Jonas Hiller	18,378
Mikhail Shtalenkov	6,117
Ilya Bryzgalov	3,623
Martin Gerber	2,902
Dominic Roussel	2,525
Steve Shields	1,777
Viktor Fasth	1,733
Fredrik Andersen	1,569

SAVES

Guy Hebert	11,813
Jean-Sebastien Giguere	11,290
Jonas Hiller	8,424
Mikhail Shtalenkov	2,777
Ilya Bryzgalov	1,499
Martin Gerber	1,230
Dominic Roussel	1,098
Steve Shields	771
Ron Tugnutt	752
Viktor Fasth	725

SHOTS AGAINST

Guy Hebert	12,968
Jean-Sebastien Giguere	12,347
Jonas Hiller	9,192
Mikhail Shtalenkov	3,097
Ilya Bryzgalov	1,649
Martin Gerber	1,333
Dominic Roussel	1,218
Steve Shields	850
Ron Tugnutt	828
Curtis McElhinney	804

SHUTOUTS

Jean-Sebastien Giguere	32
Guy Hebert	27
Jonas Hiller	21
Viktor Fasth	4
Martin Gerber	3
Mikhail Shtalenkov	3
Dominic Roussel	2
Ilya Bryzgalov	2
Curtis McElhinney	2
John Gibson	1
Ron Tugnutt	1

* min. 100 games

DUCKS HONOR ROLL

ALL-STAR GAME

Alexei Kasatonov - 1994 (New York)
Paul Kariya - 1996 (Boston)
Guy Hebert - 1997 (San Jose)
Paul Kariya - 1997 (San Jose)*
Teemu Selanne - 1997 (San Jose)
Dmitri Mironov - 1998 (Vancouver)
Teemu Selanne - 1998 (Vancouver)*
Paul Kariya - 1999 (Tampa Bay)*
Teemu Selanne - 1999 (Tampa Bay)*
Paul Kariya - 2000 (Toronto)*
Teemu Selanne - 2000 (Toronto)*
Paul Kariya - 2001 (Colorado)*
Paul Kariya - 2002 (Los Angeles)
Paul Kariya - 2003 (Florida)
Andy McDonald - 2007 (Dallas)
Scott Niedermayer (did not play) - 2007 (Dallas)*
Teemu Selanne - 2007 (Dallas)
Ryan Getzlaf - 2008 (Atlanta)
Scott Niedermayer - 2008 (Atlanta)
Corey Perry - 2008 (Atlanta)
Chris Pronger - 2008 (Atlanta)
Ryan Getzlaf - 2009 (Montreal)*
J.S. Giguere - 2009 (Montreal)*
Scott Niedermayer - 2009 (Montreal)*
Corey Perry - 2011 (Carolina)
Jonas Hiller - 2011 (Carolina)
Corey Perry - 2012 (Ottawa)

*Voted in as starter

ALL-STAR GAME MVP

Teemu Selanne - 1998 (Vancouver)

FIRST TEAM NHL ALL-STAR

Paul Kariya - 1996
Teemu Selanne - 1996
Paul Kariya - 1997
Paul Kariya - 1999
Scott Niedermayer - 2006
Scott Niedermayer - 2007
Corey Perry - 2011
Corey Perry - 2014

SECOND TEAM NHL ALL-STAR

Teemu Selanne - 1998
Teemu Selanne - 1999
Paul Kariya - 2000
Paul Kariya - 2003
Chris Pronger - 2007
Lubomir Visnovsky - 2011
Francois Beauchemin - 2013
Ryan Getzlaf - 2014

NHL ALL-ROOKIE TEAM

Paul Kariya - 1995
Bobby Ryan - 2009
Frederik Andersen - 2014
Hampus Lindholm - 2014

HART MEMORIAL TROPHY

Corey Perry - 2011

LADY BYNG MEMORIAL TROPHY

Paul Kariya - 1996
Paul Kariya - 1997

MAURICE "ROCKET" RICHARD TROPHY

Teemu Selanne - 1999
Corey Perry - 2011

BILL MASTERTON MEMORIAL TROPHY

Teemu Selanne - 2006

CONN SMYTHE TROPHY

J.S. Giguere - 2003
Scott Niedermayer - 2007

GENERAL MANAGER OF THE YEAR AWARD

Bob Murray - 2014

NHL PLAYER OF THE MONTH

Paul Kariya - April, 1996
Paul Kariya - January, 1997
Teemu Selanne - February, 1999
Teemu Selanne - November, 2006
Corey Perry - March, 2011

NHL ROOKIE OF THE MONTH

Bobby Ryan - January, 2009

NHL PLAYER OF THE WEEK

Guy Hebert - March 25, 1996
Paul Kariya - April 8, 1996
Teemu Selanne - October 27, 1997
Teemu Selanne - January 19, 1998
Paul Kariya - January 26, 1998
Teemu Selanne - February 29, 1999
J.S. Giguere - December 15, 2002
Teemu Selanne - March 26, 2006
Ryan Getzlaf - January 20, 2007
Teemu Selanne - February 24, 2008
Ryan Getzlaf/Corey Perry/Teemu Selanne - November 3, 2008
Corey Perry - April 4, 2011
Jonas Hiller - February, 20, 2012

STATISTICS OF FORMER DUCKS



SKATERS

(AMONG PLAYERS THAT PLAYED IN AT LEAST ONE GAME WITH ANAHEIM)

PLAYER	SEASONS	POS-NO.	GP	G	A	PTS	PIM	+/-
Aalto, Antti	1997-01	C - 44/14	151	11	17	28	52	-25
Selected by Anaheim in the sixth round (134th overall) of the 1993 NHL Entry Draft. Became a free agent, July 1, 2001.								
Antoski, Shawn	1996-98	LW - 19/11	11	1	0	1	20	+2
Acquired from Pittsburgh with Dmitri Mironov in exchange for Alex Hicks and Fredrik Olausson, Nov. 19, 1996. Became a free agent, July 1, 1998.								
Armstrong, Chris	2003-04	D - 41	4	0	1	1	0	-1
Signed as a free agent, June 26, 2003. Became a free agent, July 1, 2004.								
Artyukhin, Evgeny	2009-10	LW - 24	37	4	5	9	41	0
Acquired from Tampa Bay in exchange for Drew Miller and a third-round draft pick in the 2010 NHL Entry Draft, Aug. 13, 2009. Traded to Atlanta for Nathan Ostryck and a conditional draft pick in 2011 NHL Entry Draft, Mar. 1, 2010.								
Balmochnykh, Maxim	1999-00	RW - 18	6	0	1	1	2	+2
Selected by Anaheim in the second round (45th overall) of the 1997 NHL Entry Draft. Traded to New Jersey with Oleg Tverdokovsky and Jeff Friesen for Petr Sykora, Mike Commodore, J.F. Dampousse and Igor Pohanka, July 6, 2002.								
Banham, Frank	1996-00	RW - 39/29/25	27	9	2	11	14	-8
Signed as a free agent, Jan. 22, 1996. Became a free agent, July 1, 2000.								
Bannister, Drew	1997-98 & 2001-02	D - 5/36	28	0	6	6	47	-2
Acquired from Edmonton in exchange for Bobby Dallas, Jan. 9, 1998. Traded to Tampa Bay in exchange for a fifth-round selection in the 2000 NHL Entry Draft, Dec. 10, 1998. Signed as a free agent, July 27, 2001. Became a free agent, July 1, 2002.								
Baumgartner, Ken	1996-97	LW/D - 24/22	79	0	12	12	223	0
Acquired from Toronto in exchange for Winnipeg's fourth-round selection (Kim Staal), Mar. 20, 1996. Became a free agent, July 1, 1997.								
Bawa, Robin	1993-94	RW - 26	12	0	1	1	7	-3
Acquired in the 1993 NHL Expansion Draft from San Jose. Became a free agent, July 1, 1994.								
Bell, Mark	2011-12	LW - 18	5	0	0	0	5	0
Signed as a free agent, July 20, 2011. Became a free agent, July 1, 2012.								
Bellows, Brian	1996-97	LW - 23	62	15	13	28	22	-11
Acquired from Tampa Bay in exchange for a sixth-round selection in the 1997 NHL Entry Draft, Nov. 18, 1996. Became a free agent, July 1, 1997.								
Bergeron, Marc-Andre	2007-08	D - 7	9	0	1	1	4	-2
Acquired from NY Islanders in exchange for a third-round selection in the 2008 NHL Entry Draft, Feb. 26, 2008. Traded to Minnesota in exchange for a third-round selection in the 2008 NHL Entry Draft, June 10, 2008.								
Bertuzzi, Todd	2007-08	LW - 4	68	14	26	40	97	+8
Signed as a free agent, July 2, 2007. Became a free agent, June 28, 2008.								
Bets, Maxim	1993-94	LW - 43	3	0	0	0	0	-3
Acquired from St. Louis with a sixth-round selection in the 1995 NHL Entry Draft in exchange for Alexei Kasatonov on Mar. 21, 1994. Became a free agent, July 1, 1996.								
Blake, Jason	2010-12	LW - 26/33	147	29	30	59	57	-15
Acquired from Toronto with Vesa Toskala in exchange for Jean-Sebastien Giguere, Jan. 31, 2010. Became a free agent, July 1, 2012.								
Bochenski, Brandon	2007-08	RW - 12	12	2	2	4	6	+2
Acquired from Boston in exchange for Shane Hnidy and a sixth-round selection in the 2008 NHL Entry Draft, Jan. 2, 2008. Traded to Nashville for future considerations, Feb. 26, 2008.								
Bodie, Troy	2008-11	RW - 50	57	5	3	8	87	-11
Signed as a free agent, July 22, 2008. Claimed on waivers by Carolina from Anaheim, Nov. 16, 2010. Signed as a free agent, Oct. 12, 2011.								
Bonino, Nick	2009-14	C - 13/63	189	33	49	82	48	+9
Acquired from San Jose with Timo Pielmeier and San Jose's 4th round choice (Andrew O'Brien) in 2012 Entry Draft for Travis Moen and Kent Huskins, Mar. 4, 2009. Traded to Vancouver with Luca Sbisa, a first-round selection and a third round selection in 2014 NHL Entry Draft in exchange for Ryan Kesler and a third round selection in the 2015 NHL Entry Draft, June 27, 2014.								
Boynton, Nick	2009-10	D - 4	42	1	6	7	59	+1
Signed as a free agent, July 9, 2009. Traded to Chicago for future considerations, Mar. 2, 2010.								
Brennan, Kip	2005-06	LW - 37	12	0	1	1	35	-2
Acquired from Atlanta in exchange for Mark Popovic, Aug. 25, 2005. Became a free agent, July 1, 2006.								
Brent, Tim	2006-07	C - 47	15	1	0	1	6	-5
Selected by Anaheim in the second round (37th overall) of the 2002 NHL Entry Draft. Re-entered NHL Draft. Selected again by Anaheim in the third round (75th overall) of the 2004 NHL Entry Draft. Traded to Pittsburgh in exchange for Stephen Dixon, July 20, 2007.								
Brimanis, Aris	2001-02	D - 37	5	0	0	0	9	-1
Signed as a free agent, Aug. 1, 2001. Became a free agent July 1, 2002.								
Brookbank, Sheldon	2009-12	D - 21	215	4	23	27	300	+16
Acquired from New Jersey in exchange for David McIntyre, Feb. 3, 2009. Became a free agent, July 1, 2012.								
Brown, Mike	2002-03	LW - 44	16	1	1	2	44	0
Claimed off waivers from Vancouver, Oct. 10, 2002. Became a free agent, July 1, 2003.								
Brown, Mike	2008-10	RW - 13	103	8	2	10	166	-1
Acquired from Vancouver in exchange for Nathan McIver, Feb. 4, 2009. Traded to Toronto in exchange for a fifth-round selection in the 2010 NHL Entry Draft, June 26, 2010.								

STATISTICS OF FORMER DUCKS

Burnett, Garrett	2003-04	LW - 55	39	1	2	3	184	0
Signed as a free agent, July 25, 2003. Became a free agent, July 1, 2004.								
Butsayev, Viacheslav	1995-96	C - 15	7	1	0	1	0	-4
Signed as a free agent, Oct. 20, 1995. Became a free agent, July 1, 1996.								
Bylsma, Dan	2000-04	RW - 21	209	10	22	32	62	-11
Signed as a free agent, July 13, 2000. Became a free agent, July 1, 2004.								
Calder, Kyle	2009-10	LW - 32	14	0	2	2	8	-7
Signed as a free agent, Oct. 28, 2009. Became a free agent, July 1, 2010.								
Campbell, Jim	1995-96	RW - 21	16	2	3	5	36	0
Acquired from Montreal in exchange for Robert Dirk, Jan. 21, 1996. Became a free agent, July 1, 1996.								
Carnback, Patrik	1993-96	RW/C - 21	148	24	38	62	120	-13
Acquired from Montreal with Todd Ewen in exchange for a third-round selection in the 1994 NHL Entry Draft, Aug. 10, 1993. Became a free agent, July 1, 1996.								
Carney, Keith	2001-06	D - 3	271	13	48	61	185	+30
Acquired from Phoenix in exchange for a second-round selection in the 2001 NHL Entry Draft, June 19, 2001. Traded to Vancouver with Juhala Alen in exchange for Brett Skinner and a second-round selection in the 2006 NHL Entry Draft, Mar. 9, 2006.								
Carter, Ryan	2007-10	C/LW - 52/20	138	12	17	29	141	-3
Signed as a free agent, July 12, 2006. Trade to Carolina in exchange for Stefan Chaput and Matt Kennedy, Nov. 23, 2010.								
Chipchura, Kyle	2009-11	C - 28	95	6	8	14	88	-1
Acquired from Montreal in exchange for a fourth-round selection in the 2012 NHL Entry Draft, Dec. 2, 2009. Became a free agent, June 27, 2011.								
Chistov, Stanislav	2002-04 & 2006-07	LW - 23/24	136	14	34	48	80	-12
Selected by Anaheim in the first round (5th overall) of the 2001 NHL Entry Draft. Traded to Boston in exchange for a third-round selection in the 2008 NHL Entry Draft, Nov. 13, 2006.								
Chouinard, Marc	2000-03	C - 32/11	159	10	13	23	62	-12
Acquired from Winnipeg with Teemu Selanne and a fourth-round selection in the 1996 NHL Entry Draft in exchange for Chad Kilger, Oleg Tverdokvov and a third-round selection in the 1996 NHL Entry Draft, Feb. 7, 1996. Became a free agent, July 1, 2003.								
Christensen, Erik	2008-10	C/LW - 26	26	2	7	9	8	-5
Acquired from Atlanta in exchange for Eric O'Dell, Mar. 4, 2009. Claimed off waivers by NY Rangers on Dec. 2, 2010.								
Corkum, Bob	1993-96	C - 20/19	168	38	44	82	69	-3
Acquired in the 1993 NHL Expansion Draft from Buffalo. Traded to Philadelphia in exchange for Chris Herperger and a seventh-round selection in the 1997 NHL Entry Draft, Feb. 6, 1996.								
Crowley, Mike	1997-01	D - 38/25	67	5	15	20	44	-26
Acquired from Philadelphia with Anatoli Semenov for Brian Wessenberg, Mar. 19, 1996. Became a free agent, July 1, 2001.								
Cullen, Matt	1997-03	C - 45/11/17	427	65	135	200	168	-39
Selected by Anaheim in the second round (35th overall) of the 1996 NHL Entry Draft. Traded to Florida with Pavel Tmka and a fourth-round selection in the 2003 NHL Entry Draft in exchange for Sandis Ozolinsh and Lance Ward, Jan. 30, 2003.								
Cummins, Jim	2000-02	RW - 19/15	81	5	6	11	167	-12
Signed as a free agent, July 5, 2000. Traded to the NY Islanders in exchange for Dave Roche, Jan. 14, 2002.								
Daigneault, J.J.	1997-98	D - 36	66	4	24	28	50	-5
Acquired from Pittsburgh in exchange for Gary Valk, Feb. 21, 1997. Traded to NY Islanders with Mark Juzzolino and Joe Sacco in exchange for Travis Green, Doug Houda and Tony Tuzzolino, Feb. 6, 1998.								
Davidsson, Johan	1998-00	C - 22	69	4	5	9	16	-9
Selected by Anaheim in the second round (28th overall) of the 1994 NHL Entry Draft. Traded to NY Islanders with future considerations in exchange for Jorgen Jonsson, Mar. 11, 2000.								
DiPenta, Joe	2005-08	D - 33	171	5	16	21	110	+12
Signed as a free agent, Aug. 11, 2005. Became a free agent, July 1, 2008.								
Dirk, Robert	1994-96	D - 5	82	2	5	7	98	+5
Acquired from Chicago in exchange for a fourth-round selection in the 1995 NHL Entry Draft, July 12, 1994. Traded to Montreal in exchange for Jim Campbell, Jan. 21, 1996.								
Dallas, Bobby	1993-98	D - 2	305	28	61	89	213	+31
Acquired in the 1993 NHL Expansion Draft from Detroit. Traded to Edmonton in exchange for Drew Bannister, Jan. 9, 1998.								
Donato, Ted	1999-00	LW - 21	81	11	19	30	26	-3
Acquired from Ottawa with the rights to Antti-Jussi Niemi in exchange for Patrick Lalime, June 18, 1999. Became a free agent, July 1, 2000.								
Douris, Peter	1993-96	RW - 16	151	30	40	70	42	-4
Signed as a free agent, July 22, 1993. Became a free agent, July 1, 1996.								
Drury, Ted	1996-99	C - 13/18	232	21	26	47	225	-18
Acquired from Ottawa with the rights to Marc Moro in exchange for Shaun Van Allen and Jason York, Oct. 1, 1996. Traded to NY Islanders in exchange for Tony Hrkac and Dean Malkoc, Oct. 29, 1999.								
Dvorak, Radek	2012-13	RW - 18	9	4	0	4	2	+2
Signed as a free agent, Mar. 24, 2013. Became a free agent, July 5, 2013.								
Ebbett, Andrew	2007-10	C - 48	53	8	24	32	26	+10
Signed as a free agent, May. 16, 2007. Claimed off waivers by Chicago on Oct. 17, 2009.								
Eminger, Steve	2009-10	D - 7	63	4	12	16	30	+1
Signed as a free agent, Sept. 4, 2009. Traded to NY Rangers in exchange for Aaron Voros and Ryan Hillier, July 9, 2010.								
Ewen, Todd	1993-96	RW - 36	153	13	12	25	650	-14
Acquired from Montreal with Patrik Camback in exchange for a third-round selection in the 1994 NHL Entry Draft, Aug. 10, 1993. Became a free agent, July 1, 1996.								

STATISTICS OF FORMER DUCKS



Fedorov, Sergei	2003-05	C - 91	85	31	35	66	44	-6
Signed as a free agent, July 19, 2003. Traded to Columbus with a fifth-round selection in the 2006 NHL Entry Draft in exchange for Tyler Wright and Francois Beauchemin, Nov. 16, 2005.								
Fedoruk, Todd	2005-06	LW - 29	86	4	22	26	210	+8
Acquired from Philadelphia in exchange for a second-round selection in the 2005 NHL Entry Draft, July 29, 2005. Traded to Philadelphia in exchange for a fourth-round selection in the 2007 NHL Entry Draft, Nov. 13, 2006.								
Fedotov, Anatoli	1993-94	D - 34	3	0	0	0	0	-1
Selected by Anaheim in the 10th round (238th overall) of the 1993 NHL Entry Draft. Retired in Sept., 1994.								
Ferguson, Scott	1998-99	D - 21	2	0	1	1	0	0
Signed as a free agent, July 22, 1998. Became a free agent, July 1, 2000.								
Ferner, Mark	1993-95	D - 3	64	3	6	9	36	-20
Acquired in the 1993 NHL Expansion Draft from Ottawa. Traded to Detroit with Stu Grimson in exchange for Mike Sillinger and Jason York on Apr. 4, 1995.								
Festerling, Brett	2008-11	D - 53	83	0	8	8	33	+4
Signed as a free agent, Sept. 14, 2005. Traded to Montreal with a fifth-round selection in the 2012 NHL Entry Draft in exchange for Maxim Lapierre, Dec. 31, 2010.								
Foster, Kurtis	2011-12	D - 6	9	1	1	2	8	-5
Acquired from Edmonton in exchange for Andy Sutton, July 1, 2011. Traded to New Jersey with Timo Pielmeier in exchange for Rod Pelley, Mark Fraser and a seventh-round draft selection in the 2012 NHL Entry Draft, Dec. 12, 2012.								
Friesen, Jeff	2000-02 & 2005-06	LW - 11/12	114	20	39	59	62	-7
Acquired from San Jose with Steve Shields and future considerations in exchange for Teemu Selanne, Mar. 5, 2001. Traded to New Jersey with Oleg Tverdoksky and Maxim Balmochnykh for Petr Sykora, Mike Commodore, J.F. Dampousse and Igor Pohanka, July 6, 2002. Acquired from Washington in exchange for a second-round selection in the 2006 NHL Entry Draft, Mar. 9, 2006. Became a free agent, July 1, 2006.								
Gavey, Aaron	2005-06	C - 40	5	0	0	0	2	0
Signed as a free agent, Sept. 12, 2005. Became a free agent, July 1, 2006.								
Gillies, Trevor	2005-06	LW - 42	1	0	0	0	21	0
Acquired from NY Rangers with fourth round pick in 2007 Entry Draft for Steve Rucchin, Aug. 23, 2005. Became a free agent, July 1, 2007.								
Glencross, Curtis	2006-07	C - 46	2	1	0	1	2	-1
Signed as a free agent, Mar. 25, 2004. Traded to Columbus with Zenon Konopka and a conditional seventh-round selection in 2007 or 2008 in exchange for Joe Motzka, Mark Horigan and a fourth-round selection in the 2007 NHL Entry Draft, Jan. 26, 2007.								
Gordon, Andrew	2011-12	RW - 41	37	2	3	5	6	-10
Signed as a free agent, July 2, 2011. Traded to Vancouver in exchange for Sebastian Erikson, Feb. 27, 2012.								
Grant, Alex	2013-14	D - 51	2	2	0	2	2	+3
Acquired from Pittsburgh in exchange for Harry Zolnierczyk, June 24, 2013. Traded to Ottawa in exchange for Andre Pettersson, Mar. 5, 2014.								
Green, Josh	2008-09 & 2010-11	C - 12	12	0	0	0	6	-3
Signed as a free agent, July 22, 2008. Became a free agent, July 1, 2009. Signed as a free agent, July 12, 2010. Became a free agent, July 1, 2011.								
Green, Travis	1998-99 & 2006-07	C - 39	108	19	29	48	103	-14
Acquired from NY Islanders with Doug Houda and Tony Tuzzolino in exchange for J.J. Daigneault, Mark Janssens and Joe Sacco, Feb. 6, 1998. Traded to Phoenix with a first-round selection (Scott Kelman) in the 1999 NHL Entry Draft in exchange for Oleg Tverdoksky, June 26, 1999. Signed as a free agent, Aug. 10, 2006. Claimed off waivers by Toronto, Jan. 10, 2007.								
Grimson, Stu	1993-95 & 1998-00	LW - 32	231	5	8	13	583	-13
Acquired by Anaheim in the 1993 NHL Expansion Draft from Detroit. Traded to Detroit with Mark Ferner and a sixth-round selection in the 1996 NHL Entry Draft in exchange for Mike Sillinger and Jason York, Apr. 4, 1995. Acquired from Carolina with Kevin Haller in exchange for David Karpa and a fourth-round selection in the 2000 NHL Entry Draft, Aug. 11, 1998. Became a free agent, July 1, 2000.								
Guenin, Nate	2011-12	D - 34	15	2	0	2	6	+6
Acquired from Columbus in exchange for Trevor Smith, Jan. 4, 2011. Became a free agent July 5, 2013.								
Hagman, Niklas	2011-12	LW - 12	63	8	11	19	12	-10
Claimed off waivers from Calgary, Nov. 14, 2011. Became a free agent July 1, 2012.								
Haller, Kevin	1998-00	D - 5	149	4	11	15	183	-9
Acquired from Carolina with Stu Grimson in exchange for David Karpa and a fourth-round selection in the 2000 NHL Entry Draft, Aug. 11, 1998. Became a free agent July 1, 2000.								
Hankinson, Casey	2003-04	LW - 48	4	0	0	0	4	0
Signed as a free agent, June 25, 2003. Became a free agent, July 1, 2004.								
Hartigan, Mark	2007	C - 13	6	0	0	0	4	-1
Acquired from Columbus with Joe Motzka and a fourth-round selection in the 2007 NHL Entry Draft in exchange for Curtis Glencross, Zenon Konopka and a seventh-round selection in either the 2007 or 2008 NHL Entry Draft, Jan. 26, 2007. Became a free agent, July 1, 2007.								
Havelid, Niclas	1999-04	D - 28	310	24	61	85	152	-42
Selected by Anaheim in the third round (83rd overall) of the 1999 NHL Entry Draft. Traded to Atlanta in exchange for Kurtis Foster, June 26, 2004.								
Hedican, Bret	2008-09	D - 3	51	1	5	6	36	-7
Signed as a free agent, Oct. 23, 2008. Became free agent, July 1, 2009.								
Hedstrom, Jonathan	2002-03 & 2005-06	RW - 51/17	83	13	14	27	48	+1
Acquired from Toronto in exchange for a sixth- and seventh-round selection in the 2000 NHL Entry Draft, June 25, 2000. Retired in Aug. 2006.								
Hendry, Jordan	2012-13	D - 40	2	0	0	0	0	0
Signed as a free agent, July 1, 2012. Became a free agent, July 5, 2013.								

STATISTICS OF FORMER DUCKS

Hicks, Alex	1995-96	LW - 32	82	12	17	29	51	+12
Signed as a free agent, Aug. 23, 1995. Traded to Pittsburgh with Fredrik Olausson in exchange for Shawn Antoski and Dmitri Mironov, Nov. 19, 1996.								
Hill, Sean	1993-94	D - 6	68	7	20	27	78	-12
Acquired in the 1993 NHL Expansion Draft from Montreal. Traded to Ottawa in exchange for a third-round selection in the 1994 NHL Entry Draft, June 29, 1994.								
Hnidy, Shane	2007-08	D - 7	33	1	2	3	30	+2
Signed as a free agent, July 5, 2007. Traded to Boston with a sixth-round selection in the 2008 NHL Entry Draft in exchange for Brandon Bochenski, Jan. 2, 2008.								
Holan, Milos	1995-96	D - 7	41	4	10	14	38	-8
Acquired from Philadelphia in exchange for Anatoli Semenov, Mar. 8, 1995. Retired due to illness after the 1995-96 season.								
Holland, Peter	2011-13	C - 74	29	5	2	7	8	+3
Selected by Anaheim in the first round (15th overall) of the 2009 NHL Entry Draft. Traded to Toronto along with Brad Staubitz in exchange for Jesse Blacker, a conditional third-round pick and a seventh-round pick in the 2014 NHL Entry Draft on Nov. 16, 2013.								
Holmqvist, Michael	2003-04	C - 18	21	2	0	2	25	-6
Selected by Anaheim in the first round (18th overall) of the 1997 NHL Entry Draft. Traded to Chicago in exchange for Travis Moen on July 30, 2005.								
Houda, Doug	1997-98	D - 6	24	1	2	3	52	-5
Acquired from NY Islanders with Travis Green and Tony Tuzzolino in exchange for J.J. Daigneault, Mark Janssens and Joe Sacco, Feb. 6, 1998. Traded to Detroit in exchange for future considerations, Oct. 8, 1998.								
Houlder, Bill	1993-94	D - 23	80	14	25	39	40	-18
Acquired in the 1993 NHL Expansion Draft from Buffalo. Traded to St. Louis in exchange for Jason Marshall, Aug. 29, 1994.								
Hrkac, Tony	1999-01	C - 15	140	17	32	49	37	-2
Acquired from NY Islanders with Dean Malkoc in exchange for Ted Drury, Oct. 29, 1999. Became a free agent, July 1, 2001.								
Huskins, Kent	2005-09	D - 40	142	6	22	28	100	+26
Signed as a free agent, Aug. 30, 2005. Traded to San Jose with Travis Moen in exchange for Nick Bonino, Timo Pielmeier and a conditional selection in the 2009 NHL Entry Draft, Mar. 4, 2009.								
Jackman, Ric	2006-07	D - 5	24	1	10	11	10	+3
Acquired from Florida for a conditional draft pick, Jan. 2, 2007. Became a free agent, July 1, 2007.								
Jacques, Jean-Francois	2011-12	LW - 19	6	0	0	0	12	+2
Signed as a free agent, July 6, 2011. Became a free agent, July 1, 2012.								
Janssens, Mark	1997-98	C - 24/18	67	4	7	11	163	-25
Acquired from Hartford in exchange for Bates Battaglia and a fourth-round selection in the 1998 NHL Entry Draft, Mar. 18, 1997. Traded to NY Islanders with J.J. Daigneault and Joe Sacco in exchange for Travis Green, Doug Houda and Tony Tuzzolino, Feb. 6, 1998.								
Johnson, Craig	2003-04	LW - 27	39	1	2	3	14	-4
Signed as a free agent, Sept. 9, 2003. Claimed on waivers by Toronto, Jan. 9, 2004.								
Jomphe, J.F.	1995-98	C - 46	104	10	29	39	100	-1
Signed as a free agent, Sept. 27, 1993. Traded to Phoenix in exchange for Jim McKenzie, June 18, 1998.								
Jansson, Jorgen	1999-00	C - 22	13	1	2	3	0	-2
Acquired from NY Islanders for Johan Davidsson and future considerations, Mar. 11, 2000. Signed as a free agent by Farjestad (Sweden), May 24, 2000.								
Kariya, Paul	1995-03	LW - 9	606	300	369	669	213	+52
Selected by Anaheim in the first round (fourth overall) of the 1993 NHL Entry Draft. Became a free agent, July 1, 2003.								
Karpa, David	1995-98	D - 15/17/33	245	7	43	50	788	+5
Acquired from Quebec in exchange for a conditional selection in the 1997 NHL Entry Draft (fourth), Mar. 8, 1995. Traded to Carolina with a fourth-round selection in the 2000 NHL Entry Draft in exchange for Stu Grimson and Kevin Haller, Aug. 11, 1998.								
Karpov, Valeri	1994-97	RW - 11	76	14	15	29	32	-7
Selected by Anaheim in the third round (56th overall) of the 1993 NHL Entry Draft. Became a free agent, July 1, 1997.								
Kasatonov, Alexei	1993-94	D - 7	55	4	18	22	43	-8
Acquired in the 1993 NHL Expansion Draft from New Jersey. Traded to St. Louis in exchange for Maxim Bets and a sixth-round selection in the 1995 NHL Entry Draft, Mar. 21, 1994.								
Kilger, Chad	1995-96	C - 8	45	5	7	12	22	-2
Selected by Anaheim in the first round (fourth overall) of the 1995 NHL Entry Draft. Traded to Winnipeg with Oleg Tverdokvov and a third-round selection in the 1996 NHL Entry Draft in exchange for Teemu Selanne, Marc Chouinard and a fourth-round selection in the 1996 NHL Entry Draft, Feb. 7, 1996.								
King, Jason	2007-08	RW - 42	4	0	0	0	0	-3
Acquired from Vancouver with a conditional third-round selection in the 2009 NHL Entry Draft in exchange for Ryan Shannon, June 23, 2007. Signed with the Adler Mannheim of the Deutsche Liga (Germany), June 2, 2008.								
King, Steven	1993-96	RW - 17/24	43	10	3	13	59	-8
Acquired in the 1993 NHL Expansion Draft from NY Rangers. Became a free agent, July 1, 1996.								
Kjellberg, Patric	2001-03	RW - 18	141	15	19	34	26	-18
Acquired from Nashville in exchange for Petr Tenkrat, Nov. 1, 2001. Became a free agent, July 1, 2003.								
Klee, Ken	2008	D - 2	3	0	0	0	4	+0
Acquired from Atlanta with Brad Larsen and Chad Painchaud in exchange for Mathieu Schneider, Sept. 26, 2008. Claimed off waivers by Phoenix on Oct. 28, 2008.								
Knutsen, Espen	1997-98	C - 47/21	19	3	0	3	6	-10
Acquired from Hartford in exchange for Kevin Brown, Oct. 1, 1996. Traded to Columbus in exchange for a fourth-round selection in the 2001 NHL Entry Draft, May 25, 2000.								
Kohn, Ladislav	1999-01	RW - 29	128	9	19	28	69	-32
Acquired from Atlanta in exchange for an eighth-round selection in the 2000 NHL Entry Draft, Sept. 27, 1999. Traded to Atlanta for Sergei Vyshedkevich and Scott Langkow, Feb. 9, 2001.								

STATISTICS OF FORMER DUCKS



Koivu, Saku	2009-14	C - 11	332	64	127	191	186	+20
Signed as a free agent, July 8, 2009. Became a free agent, July 1, 2014.								
Kondratiev, Maxim	2007-08	D - 20	4	0	0	0	0	-2
Acquired from NY Rangers in exchange for Petr Sykora and a fourth-round selection in the 2007 NHL Entry Draft, Jan. 8, 2006. Placed on waivers, Jan. 30, 2008.								
Konopka, Zenon	2005-06	C - 25	23	4	3	7	48	-4
Signed as a free agent, Sept. 1, 2004. Traded to Columbus with Curtis Glencross and a selection in either the 2007 or 2008 NHL Entry Draft in exchange for Mark Hartigan, Joe Motzko and a fourth-round selection in the 2007 NHL Entry Draft, Jan. 26, 2007.								
Krivokrasov, Sergei	2001-02	RW - 23	17	1	2	3	19	-1
Acquired from Minnesota in exchange for a seventh-round selection in the 2002 NHL Entry Draft and future considerations, Nov. 1, 2001. Became a free agent July 1, 2002.								
Krog, Jason	2002-04	C - 10	147	16	27	43	28	-3
Signed as a free agent, July 17, 2002. Became a free agent, July 1, 2004.								
Krygier, Todd	1994-96	LW - 25	95	20	39	59	80	-8
Acquired from Washington in exchange for a fourth-round selection in the 1996 NHL Entry Draft, Feb. 2, 1995. Traded to Washington in exchange for Mike Torchio, Mar. 8, 1996.								
Kunitz, Chris	2003-05 & 2005-09	LW - 38/14	313	81	111	192	297	+60
Signed as free agent, Apr. 1, 2003. Claimed off waivers by Atlanta, Oct. 4, 2005. Claimed off waivers from Atlanta Oct. 18, 2005. Traded to Pittsburgh with Eric Tangradi in exchange for Ryan Whitney, Feb. 26, 2009.								
Kurri, Jari	1996-97	RW/C - 17	82	13	22	35	12	-13
Signed as a free agent, Aug. 14, 1996. Became a free agent, July 1, 1997.								
Kurvers, Tom	1994-95	D - 24	22	4	3	7	6	-13
Acquired from NY Islanders in exchange for Troy Loney, June 29, 1994. Became a free agent, July 1, 1995.								
Ladouceur, Randy	1993-96	D - 29	188	4	16	20	157	+14
Acquired in the 1993 NHL Expansion Draft from Hartford. Retired from the NHL after the 1995-96 season.								
Lambert, Denny	1994-96 & 2001-02	LW - 42/27	119	3	16	19	272	+2
Signed as a free agent, Aug. 16, 1993. Became a free agent, July 1, 1996. Acquired from Atlanta in exchange for future considerations, July 2, 2001. Became a free agent, July 1, 2002.								
Lapierre, Maxim	2010-11	C - 14	21	0	3	3	9	-6
Acquired from Montreal in exchange for Brett Festerling and a fifth-round selection in the 2012 NHL Entry Draft, Dec. 31, 2010. Traded to Vancouver with MacGregor Sharp in exchange for Joel Perrault and a third-round selection in the 2012 NHL Entry Draft, Feb. 28, 2011.								
Lebeau, Stephan	1993-95	C - 47	60	14	20	34	26	+1
Acquired from Montreal in exchange for Ron Tugnutt, Feb. 20, 1994. Became a free agent, July 1, 1995.								
LeBoutillier, Peter	1996-98	RW - 52	35	2	1	3	176	-1
Selected by Anaheim in the sixth round (133rd overall) of the 1995 NHL Entry Draft. Became a free agent, July 1, 2000.								
Leclerc, Mike	1996-04	LW - 27/12	291	54	78	132	251	-43
Selected by Anaheim in the third round (55th overall) of the 1995 NHL Entry Draft. Traded to Phoenix in exchange for a conditional selection in the 2007 NHL Entry Draft, Aug. 23, 2005.								
Lilja, Andreas	2010-11	D - 3	52	1	6	7	28	-15
Signed as a free agent, Oct. 11, 2010. Became a free agent July 1, 2011.								
Lilley, John	1993-96	RW - 48/27	23	3	8	11	13	+2
Signed as a free agent, Mar. 9, 1994. Became a free agent, July 1, 1996.								
Loach, Lonnie	1993-94	LW - 27	3	0	0	0	2	-2
Acquired in the 1993 NHL Expansion Draft from Los Angeles. Became a free agent, July 1, 1994.								
Lombardi, Matthew	2012-13	C - 19	7	0	0	0	4	-2
Acquired from Phoenix in exchange for Brandon McMillan, Apr. 3, 2013. Became a free agent, July 5, 2013.								
Loney, Troy	1993-94	LW - 24	62	13	6	19	88	-5
Acquired in the 1993 NHL Expansion Draft from Pittsburgh. Traded to the NY Islanders in exchange for Tom Kurvers, June 29, 1994.								
Lupul, Joffrey	2003-06 & 2009-11	RW - 15/14/19	205	56	58	114	108	-20
Selected in the first round (7th overall) in the 2002 NHL Entry Draft, June 22, 2002. Traded to Edmonton with Ladislav Smid, a first-round selection in the 2007 NHL Entry Draft, a conditional first-round selection and a second-round selection in the 2008 NHL Entry Draft in exchange for Chris Pronger, July 3, 2006. Acquired from Philadelphia with Luca Sbisa, a first-round selection in the 2009 NHL Entry Draft, a first-round selection in the 2010 NHL Entry Draft and a conditional selection in 2010 or 2011 for Chris Pronger and Ryan Dingle, June 26, 2009. Traded to Toronto with Jake Gardiner and a conditional fourth-round selection in 2013 in exchange for Francois Beauchemin, Feb. 9, 2011.								
Lydman, Toni	2010-13	D - 32	187	3	41	44	100	+31
Signed as a free agent, July 1, 2010. Became a free agent, July 5, 2013.								
Macenauer, Maxime	2011-12	C - 49	29	1	3	4	18	-4
Selected by Anaheim in the third round (63rd overall) of the 2007 NHL Entry Draft, June 23, 2007. Traded to Winnipeg in exchange for Riley Holzapfel, Feb. 13, 2012.								
Mara, Paul	2010-11	D - 23	33	1	1	2	40	-1
Signed as a free agent, Sept. 16, 2010. Traded to Montreal in exchange for a fifth-round selection in the 2012 NHL Entry Draft, Feb. 17, 2011.								
Marchant, Todd	2005-11	C - 22	421	38	74	112	230	-29
Claimed off waivers from Columbus, Nov. 21, 2005. Retired, June 29, 2011.								
Marha, Josef	1997-99	C - 10	22	7	5	12	0	0
Acquired from Colorado in exchange for Warren Rychel and a conditional selection in the 1999 NHL Entry Draft, Mar. 24, 1998. Traded to Chicago in exchange for future considerations, Jan. 28, 1999.								

STATISTICS OF FORMER DUCKS

Marshall, Jason	1995-01 & 2005-06	D - 23/28/6	370	8	34	42	740	-26
Acquired from St. Louis in exchange for Bill Houlder, Aug. 29, 1994. Traded to Washington in exchange for Alexei Tezikov and a fourth-round selection in the 2001 NHL Entry Draft, Mar. 13, 2001. Signed as a free agent, Aug. 8, 2005. Became a free agent, July 1, 2006.								
Martensson, Tony	2003-04	C - 46	6	1	1	2	0	-2
Selected in the seventh round (224th overall) of the 2001 NHL Entry Draft. Signed as a free agent by Linköping (Sweden), May 17, 2004.								
Maxwell, Ben	2011-12	C - 14	6	0	1	1	2	+1
Claimed off waivers from Winnipeg, Nov. 10, 2011. Claimed off waivers by Winnipeg, Dec. 6, 2011.								
May, Brad	2007-09	LW - 24	95	3	7	10	94	+6
Acquired from Colorado for Mike Wall, Feb. 27, 2007. Traded to Toronto in exchange for a conditional sixth-round selection in the 2010 NHL Entry Draft, Jan. 7, 2009.								
McDonald, Andy	2000-07	C - 48/11/19	391	92	167	259	162	+24
Signed as a free agent, Apr. 3, 2000. Traded to St. Louis in exchange for Doug Weight, Michel Biron and a seventh-round selection in the 2008 NHL Entry Draft, Dec. 14, 2007.								
McInnis, Marty	1998-02	RW - 16	272	57	88	145	127	-53
Acquired from Chicago in exchange for a fourth-round selection in the 2000 NHL Entry Draft, Oct. 27, 1998. Traded to Boston in exchange for a third-round selection in the 2002 NHL Entry Draft, Mar. 5, 2002.								
McIver, Nathan	2008-09	D - 6	18	0	1	1	36	+2
Claimed off waivers from Vancouver, Oct. 4, 2008. Traded to Vancouver in exchange for Mike Brown, Feb. 4, 2009.								
McKay, Scott	1993-94	C - 45	1	0	0	0	0	0
Signed as a free agent, Aug. 2, 1993. Became a free agent, July 1, 1995.								
McKenzie, Jim	1998-00	LW - 33	104	8	7	15	147	-23
Acquired from Phoenix in exchange for J.F. Jomphe, June 18, 1998. Claimed by Washington off NHL waivers Jan. 20, 2000.								
McMillan, Brandon	2010-13	C/LW - 64	91	11	15	26	40	-16
Selected by Anaheim in the third round (85th overall) of the 2008 NHL Entry Draft, July 30, 2005. Traded to Phoenix in exchange for Matthew Lombardi, Apr. 3, 2013.								
McSween, Don	1994-96	D - 39/6	38	3	9	12	43	+4
Signed as a free agent on Jan. 12, 1994. Became a free agent, July 1, 1996.								
Melin, Bjorn	2006-07	RW - 43	3	1	0	1	0	-1
Acquired from NY Islanders with Ben Guite in exchange for future Dave Rache, Mar. 19, 2002. Signed with HV-71 of the Swedish Elite League, Sept. 9, 2003. Signed as a free agent, May 31, 2006. Signed with HV-71 of the Swedish Elite League, Apr. 27, 2007.								
Mikkelsen, Brendan	2008-11	D - 60	67	0	5	5	38	-6
Selected by Anaheim in the second round (31st overall) of the 2005 NHL Entry Draft, July 30, 2005. Claimed off waivers by Calgary, Oct. 19, 2010.								
Mikulchik, Oleg	1995-96	D - 44	8	0	0	0	4	-2
Signed as a free agent, July 28, 1995. Became a free agent, July 1, 1996.								
Miller, Drew	2006-09	LW - 18	53	6	9	15	23	-1
Selected by Anaheim in the sixth round (186th overall) of the 2003 NHL Entry Draft. Traded to Tampa Bay with a third-round selection in the 2010 NHL Entry Draft in exchange for Evgeny Artyukin, Aug. 13, 2009.								
Miller, Kip	1999-00	C - 11	30	6	17	23	4	+1
Acquired from Pittsburgh in exchange for future considerations, Jan. 29, 2000. Became free agent on July 1, 2000.								
Mironov, Dmitri	1996-98	D - 15	128	18	64	82	192	+13
Acquired from Pittsburgh with Shawn Antoski in exchange for Alex Hicks and Fredrik Olausson, Nov. 19, 1996. Traded to Detroit in exchange for Jamie Pushor and a fourth-round selection in the 1998 NHL Entry Draft, Mar. 24, 1998.								
Moen, Travis	2005-09	LW - 32	261	22	23	45	331	-34
Acquired from Chicago in exchange for Mikael Holmqvist, July 30, 2005. Traded to San Jose with Kent Huskins in exchange for Nick Bonino, Timo Pielmeier and a conditional selection in the 2009 NHL Entry Draft, Mar. 4, 2009.								
Montador, Steve	2008-09	D - 5	65	4	16	20	125	+14
Signed as a free agent, July 11, 2008. Traded to Boston for Petteri Nokelainen, Mar. 4, 2009.								
Moran, Ian	2006-07	D - 18	1	0	0	0	0	-1
Signed as a free agent, Aug. 15, 2006. Signed with Eisbaren Berlin of the German Elite League, Jan. 25, 2007.								
Moro, Marc	1997-98	D - 37	1	0	0	0	0	0
Acquired from Ottawa with Ted Drury in exchange for Shaun Van Allen and Jason York, Oct. 1, 1996. Traded to Nashville with Chris Mason in exchange for Dominic Roussel, Oct. 5, 1998.								
Morrison, Brendan	2008-09	C/LW - 7	62	10	12	22	16	0
Signed as a free agent, July 8, 2008. Claimed off waivers by Dallas, Mar. 4, 2009.								
Motzko, Joe (playoffs only)	2006-07	RW - 46	3	0	0	0	0	+2
Acquired from Columbus with Mark Hartigan and a 2007 fourth-round selection in exchange for Curtis Glencross, Zenon Konopka and a seventh-round selection in the 2007 or 2008 NHL Entry Draft, Jan. 26, 2007. Became free agent, July 1, 2007.								
Mowers, Mark	2007	RW - 48/28	17	1	0	1	8	0
Acquired from Boston in exchange for Nathan Saunders and Brett Skinner, Sept. 24, 2007. Became a free agent, Nov. 30, 2007.								
Nazarov, Andrei	2000-01	RW - 26	16	1	0	1	29	-9
Acquired from Calgary with a second-round selection in the 2001 NHL Entry Draft in exchange for Jordan Leopold, Sept. 26, 2000. Traded to Boston with Patrick Traverse in exchange for Samuel Pahlsson, Nov. 18, 2000.								
Niekar, Barry	1996-98	LW - 42	3	0	0	0	7	0
Signed as a free agent, Oct. 2, 1996. Became a free agent, July 1, 1998.								
Niedermayer, Rob	2003-09	LW/RW - 44	382	56	68	124	311	-32
Acquired from Calgary in exchange for Jean-Francois Dampousse and Mike Commodore, Mar. 11, 2003. Became free agent on July 1, 2009.								

STATISTICS OF FORMER DUCKS



Niedermayer, Scott	2005-10	D - 27	371	60	204	264	306	-5
Signed as a free agent, Aug. 4, 2005. Announced his retirement, June 22, 2010.								
Nielsen, Jeff	1997-00	RW - 19	191	17	19	36	64	-9
Signed as a free agent, Aug. 11, 1997. Selected by Minnesota in the 2000 NHL Expansion Draft, June 23, 2000.								
Niemi, Antti-Jussi	2000-02	D - 4/40	29	1	1	2	22	-7
Acquired from Ottawa with Ted Donato in exchange for Patrick Lalime, June 18, 1999. Signed as a free agent by Jokerit Helsinki (Finland), Aug. 13, 2002.								
Nikulin, Igor (playoff only)	1996-97	RW - 21	1	0	0	0	0	0
Selected by Anaheim in the fifth round (107th overall) of the 1995 NHL Entry Draft. Became a free agent, July 1, 1999.								
Nokelainen, Petteri	2008-10	C/RW - 17	67	8	9	17	27	-4
Acquired from Boston in exchange for Steve Montador, Mar. 4, 2009. Traded to Phoenix in exchange for a sixth-round selection in the 2010 NHL Entry Draft, Mar. 3, 2010.								
Norris, Dwayne	1995-96	RW - 28	3	0	1	1	2	0
Signed as a free agent, Nov. 3, 1995. Became a free agent, July 1, 1996.								
Oates, Adam	2002-03	C - 77	67	9	36	45	16	-1
Signed as a free agent, July 1, 2002. Became a free agent, July 1, 2003.								
O'Brien, Shane	2006-07	D - 37	62	2	12	14	140	+5
Selected by Anaheim in the eighth round (250th overall) of the 2003 NHL Entry Draft. Traded to Tampa Bay with a third-round selection in the 2007 NHL Entry Draft in exchange for Gerald Coleman and a first-round selection in the 2007 NHL Entry Draft, Feb. 24, 2007.								
O'Connor, Myles	1993-94	D - 44	5	0	1	1	6	0
Signed as a free agent, July 22, 1993. Became a free agent, July 1, 1995.								
O'Donnell, Sean	2006-08	D - 21	182	5	24	29	202	+21
Acquired from Phoenix in exchange for Joel Perrault, Mar. 9, 2006. Traded to Los Angeles in exchange for a conditional draft pick, Sept. 30, 2008.								
O'Marra, Ryan	2011-12	C - 58	2	0	0	0	0	-1
Acquired from Edmonton in exchange for Bryan Rodney, Feb. 16, 2012. Became a free agent, July 1, 2012.								
Oksiuta, Roman	1995-97	RW - 28/10	42	13	12	25	40	-10
Acquired from Vancouver in exchange for Mike Sillinger, Mar. 15, 1996. Traded to Pittsburgh in exchange for Richard Park, Mar. 18, 1997.								
Olausson, Fredrik	1995-96, 1998-00 & 2002-03	D - 2/4	244	37	90	127	112	+6
Acquired on waivers from Edmonton, Jan. 16, 1996. Traded to Pittsburgh with Alex Hicks in exchange for Shawn Antoski and Dmitri Mironov, Nov. 19, 1996. Signed as a free agent, Aug. 28, 1998. Retired from the NHL, Apr. 10, 2000. Signed as a free agent, July 12, 2002. Became a free agent, July 1, 2003.								
O'Sullivan, Chris	2002-03	D - 37	2	0	1	1	0	0
Signed as a free agent, July 20, 2002. Became a free agent, July 1, 2003.								
Oystrick, Nathan	2009-10	D - 41	3	0	0	0	2	-1
Acquired from Atlanta with a conditional draft choice in the 2011 NHL Entry Draft in exchange for Evgeny Artyukhin, Mar. 1, 2010. Became free agent, July 1, 2010.								
Ozolinsh, Sandis	2003-06	D - 8	84	13	27	40	48	-1
Acquired from Florida with Lance Ward in exchange for Pavel Trnka, Matt Cullen and a fourth-round selection in the 2003 NHL Entry Draft, Jan. 30, 2003. Traded to NY Rangers in exchange for a third-round selection in the 2006 NHL Entry Draft, Mar. 9, 2006.								
Pahlsson, Samuel	2000-09	C - 26	527	51	90	141	252	-40
Acquired from Boston in exchange for Patrick Traverse and Andrei Nazarov, Nov. 18, 2000. Traded to Chicago with Logan Stephenson and a conditional fourth-round selection in the 2009 NHL Entry Draft in exchange for James Wisniewski and Petri Kontiola, Mar. 4, 2009.								
Park, Richard	1997-98	C - 32	26	1	3	4	18	-3
Acquired from Pittsburgh in exchange for Roman Oksiuta, Mar. 18, 1997. Became a free agent, July 1, 1998.								
Parros, George	2006-12	RW - 16	356	15	13	28	812	+10
Acquired from Colorado in exchange a second-round selection in the 2007 NHL Entry Draft, Nov. 13, 2006. Became a free agent, July 1, 2012.								
Parsinen, Timo	2001-02	LW - 29	17	0	3	3	2	0
Selected by Anaheim in the fourth round (102nd overall) of the 2001 NHL Entry Draft. Signed as a free agent by HIFK Helsinki (Finland), Apr. 25, 2002.								
Pelley, Rod	2011-12	C - 14	45	2	1	3	9	-3
Acquired from New Jersey with Mark Fraser and a seventh-round selection in the 2012 NHL entry Draft in exchange for Kurtis Foster and Timo Pielmeier, Dec. 12, 2011. Became a free agent, July 1, 2012.								
Penner, Dustin	2005-07 & 2013-14	LW - 17/76	150	46	38	84	100	+23
Signed as a free agent, May 12, 2004. Signed as a free agent by Edmonton, Aug. 2, 2007. Signed as a free agent, July 16, 2013. Traded to Washington for a conditional fourth-round draft pick in the 2014 NHL Entry Draft, Mar. 4, 2014.								
Perrault, Mathieu	2013-14	C - 22	69	18	25	43	36	+13
Acquired from Washington in exchange for John Mitchell and a fourth-round selection in the 2014 NHL Entry Draft. Became a free agent, July 1, 2014.								
Platt, Geoff	2007-08	C - 20	5	0	0	0	2	+2
Acquired from Columbus in exchange for Aaron Rome and Clay Wilson, Nov. 15, 2007. Signed as a free agent by Minsk (KHL), May 15, 2009.								
Plavsic, Adrian	1996-97	D - 25	6	0	0	0	2	-5
Signed as a free agent, Aug. 27, 1996. Became a free agent, July 1, 1997.								
Popovic, Mark	2004	D - 33	1	0	0	0	0	0
Selected by Anaheim in the second round (35th overall) of the 2001 NHL Entry Draft. Traded to Atlanta in exchange for Kip Brennan, Aug. 25, 2005.								
Pronger, Chris	2006-09	D - 25	220	36	114	150	285	+26
Acquired from Edmonton in exchange for Joffrey Lupul, Ladislav Smid, a first-round selection in the 2007 NHL Entry Draft, a conditional first-round selection and a second-round selection in the 2008 NHL Entry Draft, July 3, 2006. Traded to Philadelphia with Ryan Dingle in exchange for Joffrey Lupul, Luca Sbisa, a first-round selection in the 2009 NHL Entry Draft, a first-round selection in the 2010 NHL Entry Draft and a conditional third-round selection in the 2010 or 2011 NHL Entry Draft, June 26, 2009.								

STATISTICS OF FORMER DUCKS

Pronger, Sean	1996-98	C - 54/10	108	12	23	35	56	-3
Signed as a free agent, Feb. 14, 1995. Traded to Pittsburgh in exchange for Patrick Lalime, Mar. 24, 1998.								
Prospal, Vaclav	2003-04	LW - 40	82	19	35	54	54	-9
Signed as a free agent, July 17, 2003. Traded to Tampa Bay in exchange for a second-round selection in the 2005 NHL Entry Draft, Aug. 16, 2004.								
Pushor, Jamie	1997-99	D - 4	80	1	4	5	122	-19
Acquired from Detroit with a fourth-round selection in the 1998 NHL Entry Draft in exchange for Dmitri Mironov, Mar. 24, 1998. Selected by Atlanta in the 1999 NHL Expansion Draft, June 25, 1999.								
Reichert, Craig	1996-97	RW - 51	3	0	0	0	0	-2
Selected in the third round (67th overall) of the 1994 NHL Entry Draft. Became a free agent, July 1, 1999.								
Robidas, Stephane	2014	D - 19	14	1	4	5	8	+3
Acquired from Dallas in exchange for a conditional fourth-round selection in the 2014 NHL Entry Draft, Mar. 4, 2014. Became a free agent, July 1, 2014.								
Rome, Aaron	2006-07	D - 34	1	0	0	0	0	-1
Signed as a free agent, June 7, 2004. Traded to Columbus with Clay Wilson in exchange for Geoff Platt and Bruno St. Jacques, Nov. 15, 2007.								
Ronqvist, Jonas	2000-01	R - 22	38	0	4	4	14	-7
Selected by Anaheim in the fourth round (98th overall) of the 2000 NHL Entry Draft, June 24, 2000. Signed as a free agent by Lulea HF Sweden, Apr. 25, 2002.								
Rucchin, Steve	1994-04	C - 15/20	616	153	279	432	140	+28
Selected by Anaheim in the first round (second overall) of the 1994 NHL Supplemental Draft. Traded to NY Rangers in exchange for Trevor Gillies and a conditional selection in the 2007 NHL Entry Draft, Aug. 25, 2005.								
Rutu, Jarkko	2011	LW - 37	23	1	1	2	38	0
Acquired from Ottawa in exchange for a sixth-round selection in the 2011 NHL Entry Draft, Feb. 17, 2011. Became a free agent on July 1, 2011.								
Ryan, Bobby	2007-13	LW - 9/54	378	147	142	289	251	+40
Selected by Anaheim in the first round (second overall) of the 2005 NHL Entry Draft. Traded to Ottawa in exchange for Jakob Silfverberg, Stefan Noesen and a first-round selection in the 2014 NHL Entry Draft, July 5, 2013.								
Rychel, Warren	1996-98	LW - 16	133	15	13	28	416	-4
Signed as a free agent, July 23, 1996. Traded to Colorado in exchange for Josef Marha and a conditional selection in the 1999 NHL Entry Draft, Mar. 24, 1998.								
Sacco, David	1994-96	LW/C - 12	31	4	12	16	18	-2
Acquired from Toronto in exchange for Terry Yake, Sept. 28, 1994. Became a free agent, July 1, 1996.								
Sacco, Joe	1993-98	RW - 14	333	62	68	130	183	-18
Acquired in the 1993 NHL Expansion Draft from Toronto. Traded to NY Islanders with J.J. Daigneault and Mark Janssens in exchange for Travis Green, Doug Houda and Tony Tuzzolino, Feb. 6, 1998.								
Salcido, Brian	2008-09	D - 55	2	0	1	1	0	+2
Selected by Anaheim in the fifth round (141st overall) of the 2005 NHL Entry Draft. Signed with the HC Sparta Praha of the Czech Extraliga, July 14, 2010.								
Salei, Ruslan	1996-2006	D - 5/24	594	26	79	105	735	-3
Selected by Anaheim in the first round (ninth overall) of the 1996 NHL Entry Draft. Became a free agent, July 1, 2006.								
Sandstrom, Tomas	1997-99	RW - 17	135	24	25	49	106	-30
Signed as a free agent, Aug. 1, 1997. Became a free agent, July 1, 1999.								
Sauer, Kurt	2002-04	D - 34	135	2	6	8	106	-31
Signed as a free agent, June 6, 2002. Traded to Colorado with a fourth-round selection in the 2005 NHL Entry Draft in exchange for Martin Skoula, Feb. 21, 2004.								
Sawyer, Kevin	2000-03	LW - 46/25	97	3	3	6	363	-7
Signed as a free agent, July 13, 2000. Became a free agent, July 1, 2003.								
Sbisa, Luca	2009-14	D - 5	227	9	40	49	181	-17
Acquired from Philadelphia with Jeffrey Lupul, a first-round selection in the 2009 NHL Entry Draft, a first-round selection in the 2010 NHL Entry Draft and a conditional third-round selection in the 2010 or 2011 NHL Entry Draft for Chris Pronger and Ryan Dingle, June 26, 2009. Traded to Vancouver with Nick Bonino, a first-round selection and a third-round selection in 2014 NHL Entry Draft in exchange for Ryan Kesler and a third-round selection in the 2015 NHL Entry Draft, June 27, 2014.								
Schastlivy, Petr	2004	LW - 27	22	2	0	2	4	-3
Acquired from Ottawa in exchange for Todd Simpson, Feb. 4, 2004. Became a free agent, July 1, 2004.								
Schneider, Mathieu	2007-08	D - 11	65	12	27	39	50	+22
Signed as a free agent by Anaheim, July 1, 2007. Traded to Atlanta in exchange for Ken Klee, Brad Larsen and Chad Painchaud, Sept. 26, 2008.								
Selanne, Teemu	1996-01 & 2005-14	RW - 8/13	966	457	531	988	471	+120
Acquired from Winnipeg with Marc Chouinard and a fourth-round selection in the 1996 NHL Entry Draft for Chad Kilger, Oleg Tverdovsky and a third round selection in 1996 NHL Entry Draft, Feb. 7, 1996. Traded to San Jose for Jeff Friesen, Steve Shields and a second-round selection in the 2003 NHL Entry Draft, Mar. 5, 2001. Signed as a free agent by Anaheim, Aug. 22, 2005.								
Semenov, Anatoli	1993-96	C - 19/93	76	15	32	47	26	-18
Acquired in the 1993 NHL Expansion Draft from Vancouver. Traded to Philadelphia in exchange for Milos Holan, Mar. 5, 1995. Re-acquired from Philadelphia with the rights to Mike Crowley in exchange for the rights to Brian Wesenberg, Mar. 19, 1996. Became a free agent, July 1, 1996.								
Severson, Cam	2002-04	LW - 14/17	33	3	0	3	58	-3
Signed as a free agent, Aug. 22, 2002. Became a free agent, July 1, 2004.								
Severyn, Brent	1997-98	RW - 22	37	1	3	4	133	-3
Acquired in the 1997 NHL Waiver Draft from Colorado. Became a free agent, July 1, 1998.								
Sexton, Dan	2009-11	RW - 42	88	13	19	32	20	-9
Signed as a free agent, Apr. 7, 2009. Traded to Tampa Bay in exchange for Kyle Wilson, Mar. 11, 2013.								
Shannon, Ryan	2006-07	C - 38	53	2	9	11	10	-2
Signed as a free agent, Nov. 28, 2005. Traded to Vancouver in exchange for Jason King and a conditional third-round selection in the 2009 NHL Entry Draft, June 23, 2007.								

STATISTICS OF FORMER DUCKS



Sharp, MacGregor	2009-10	C - 67	8	0	0	0	0	0
Signed as a free agent by Anaheim, Mar. 31, 2009. Traded to Vancouver with Maxim Lapierre for Joel Perrault and a third-round selection in the 2012 Entry Draft, Feb. 28, 2011.								
Sillinger, Mike	1994-96	C - 26	77	15	26	41	38	-19
Acquired from Detroit with Jason York in exchange for Stu Grimson and Mark Ferrer, Apr. 4, 1995. Traded to Vancouver in exchange for Roman Oksiota, Mar. 15, 1996.								
Simpson, Todd	2003-04	D - 2	46	4	3	7	105	-6
Acquired in the 2003 NHL Waiver Draft from Phoenix. Traded to Ottawa in exchange for Petr Schastlivy, Feb. 5, 2004.								
Skalde, Jarrod	1993-94	C - 10	20	5	4	9	10	-3
Acquired in the 1993 NHL Expansion Draft from New Jersey. Traded to Calgary in exchange for Bobby Marshall, Oct. 30, 1995.								
Skoula, Martin	2003-04	D - 14	21	2	7	9	2	+3
Acquired from Colorado in exchange for Kurt Sauer and a fourth-round selection in the 2005 NHL Entry Draft, Feb. 21, 2004. Became a free agent, Aug. 1, 2005.								
Smirnov, Alexei	2002-03	LW - 22	52	3	3	6	20	-1
Selected by Anaheim in the first round (12th overall) of the 2000 NHL Entry Draft. Became a free agent, Aug. 1, 2005.								
St. Jacques, Bruno	2005	D - 7	1	1	0	1	0	+1
Acquired from Carolina in exchange for Craig Adams, Oct. 3, 2005. Traded to Chicago with Pierre Parenteau in exchange for Sebastien Caron, Matt Keith and Chris Durno, Dec. 28, 2006.								
Staubitz, Brad	2012-13	RW - 25	15	1	1	2	41	0
Signed as a free agent by Anaheim, July 1, 2012. Traded to Toronto with Peter Holland for Jesse Blacker, a conditional third-round draft pick and seventh-round draft pick in the 2014 NHL Entry Draft, Nov. 16, 2014.								
Steckel, David	2012-14	C - 20	27	1	5	6	4	+2
Acquired from Toronto in exchange for Ryan Lasch and a seventh-round selection in the 2014 NHL Entry Draft, Mar. 15, 2013. Became a free agent, July 5, 2013.								
Stevenson, Jeremy	1995-00	LW - 40/26	56	3	6	9	134	-5
Selected by Anaheim in the 11th round (262nd overall) of the 1994 NHL Entry Draft. Became a free agent on July 1, 2000.								
Sutherby, Brian	2007-08	C/LW - 17	62	3	4	7	76	+4
Acquired from Washington in exchange for a second-round selection in the 2009 NHL Entry Draft, Nov. 19, 2007. Traded to Dallas in exchange for David McIntyre and a conditional sixth-round selection in the 2010 NHL Entry Draft, Dec. 14, 2008.								
Sutton, Andy	2010-11	D - 25	39	0	4	4	87	+1
Signed as a free agent Aug. 2, 2010. Traded to Edmonton in exchange for Kurtis Foster, July 2, 2011.								
Sweeney, Tim	1993-95	C/LW - 8	91	17	28	45	51	0
Acquired in the 1993 NHL Expansion Draft from Boston. Released, Apr. 9, 1995.								
Sykora, Petr	2002-06	RW - 39	197	64	67	131	86	-15
Acquired from New Jersey with Mike Commodore, Jean-Francois Dampousse and Igor Pohanka in exchange for Jeff Friesen, Oleg Tverdovsky and Maxim Balmochnykh, July 6, 2002. Traded to NY Rangers with a fourth-round selection in the 2007 NHL Entry Draft in exchange for Maxim Kondratiev, Jan. 8, 2006.								
Syvret, Danny	2010-11	D - 26	6	1	1	2	4	-3
Signed as a free agent, July 21, 2010. Traded to Philadelphia with Rob Bordon in exchange for Patrick Maroon and David Laiberte, Nov. 21, 2010.								
Tenkrat, Petr	2000-02	RW - 18	55	5	9	14	22	-17
Selected by Anaheim in the eighth round (230th overall) of the 1999 NHL Entry Draft. Traded to Nashville in exchange for Patric Kjellberg, Nov. 1, 2001.								
Thomas, Steve	2002-03	RW - 32	12	10	3	13	2	+10
Acquired from Chicago in exchange for a fifth-round selection in the 2003 NHL Entry Draft, Mar. 11, 2003. Became a free agent, July 1, 2003.								
Thomson, Jim	1993-94	RW - 33	6	0	0	0	5	0
Acquired in the 1993 NHL Expansion Draft from Los Angeles. Became a free agent, July 1, 1994.								
Thornton, Shawn	2006-07	RW - 45	48	2	7	9	88	+3
Signed as a free agent, July 14, 2006. Became a free agent, July 1, 2007.								
Titov, German	2000-02	LW - 13	137	22	25	47	97	-17
Signed as a free agent, July 1, 2000.								
Todd, Kevin	1996-98	C - 12	92	13	28	41	56	-12
Claimed on waivers from Pittsburgh, Oct. 4, 1996. Became a free agent, July 1, 1998.								
Traverse, Patrick	2000-01	D - 3	15	1	0	1	6	-6
Acquired from Ottawa in exchange for Joel Kwiatkowski, June 12, 2000. Traded to Boston with Andrei Nazarov in exchange for Samuel Pahlsson, Nov. 18, 2000.								
Trebil, Dan	1996-99	D - 34	56	3	4	7	25	-5
Signed as a free agent, May 23, 1996. Traded to Pittsburgh in exchange for a fifth-round selection in the 2000 Entry Draft, Mar. 14, 2000.								
Trepanier, Pascal	1998-01	D - 27	139	8	12	20	175	-10
Acquired in the 1998 NHL Waiver Draft from Colorado. Became a free agent, July 1, 2001.								
Trnka, Pavel	1997-03	D - 7	322	11	47	58	248	-13
Selected by Anaheim in the fifth round (106th overall) of the 1994 NHL Entry Draft. Traded to Florida with Matt Cullen and a fourth-round selection in the 2003 NHL Entry Draft in exchange for Sandis Ozolins and Lance Ward, Jan. 30, 2003.								
Tsulygin, Nikolai	1996-97	D - 26	22	0	1	1	8	-5
Selected by Anaheim in the second round (30th overall) of the 1993 NHL Entry Draft. Became a free agent, July 1, 1998.								
Tuzzolino, Tony	1997-98	RW - 36	1	0	0	0	2	-2
Acquired from NY Islanders with Doug Houda and Travis Green in exchange for J.J. Daigneault, Mark Janssens and Joe Sacco, Feb. 6, 1998. Became a free agent, July 1, 2000.								
Tverdovsky, Oleg	1994-96 & 1999-02	D - 10	324	45	125	170	142	-12
Selected by Anaheim in the first round (second overall) of the 1994 NHL Entry Draft. Traded to Winnipeg with Chad Kilger and a third-round selection in exchange for Teemu Selanne, Marc Chouinard and a fourth-round selection, Feb. 7, 1996. Re-acquired from Phoenix in exchange for Travis Green and a first-round selection in the 1999 NHL Entry Draft, June 26, 1999. Traded to New Jersey with Jeff Friesen and Maxim Balmochnykh in exchange for Petr Sykora, Mike Commodore, J.F. Dampousse and Igor Pohanka, July 6, 2002.								

STATISTICS OF FORMER DUCKS

Valicevic, Rob	2002-03	RW - 38	10	1	0	1	2	+1
Signed as a free agent, July 24, 2002. Became a free agent, July 1, 2003.								
Valk, Garry	1993-97	LW - 18	246	40	52	92	312	+10
Acquired in the 1993 NHL Waiver Draft from Vancouver. Traded to Pittsburgh in exchange for J.J. Daigneault, Feb. 21, 1997.								
Van Allen, Shaun	1993-96	C - 22	174	24	63	87	137	+9
Signed as a free agent, July 22, 1993. Traded to Ottawa with Jason York in exchange for Ted Drury and Marc Moro, Oct. 1, 1996.								
Van Impe, Darren	1994-97	D - 48/29	110	6	25	31	112	+1
Acquired from NY Islanders in exchange for a ninth-round selection in the 1995 NHL Entry Draft, Sept. 2, 1994. Claimed on waivers by Boston, Nov. 26, 1997.								
Vishnevski, Vitaly	1999-06	D - 6/5	416	11	37	48	403	-11
Selected in the first round (fifth overall) of the 1998 NHL Entry Draft. Traded to Atlanta in exchange for Karl Stewart, a second-round selection in the 2007 NHL Entry Draft and a conditional selection, Aug. 17, 2006.								
Visnovsky, Lubomir	2009-12	D - 17	165	29	79	108	75	+19
Acquired from Edmonton in exchange for Ryan Whitney and a sixth-round selection in the 2010 NHL Entry Draft, Mar. 3, 2010. Traded to NY Islanders in exchange for a second-round selection in the 2013 NHL Entry Draft, June 22, 2012.								
Voros, Aaron	2010-11	LW - 34	12	0	0	0	43	-4
Acquired from NY Rangers with Ryan Hillier in exchange for Steve Eminger, July 9, 2010. Traded to Toronto for a conditional seventh-round selection in the 2011 NHL Entry Draft, Feb. 15, 2011.								
Ward, Aaron	2009-10	D - 4	17	0	2	2	8	+2
Acquired from Carolina in exchange for Justin Podge and a fourth-round selection in the 2010 or 2011 NHL Entry Draft, Mar. 3, 2010. Became a free agent, July 1, 2010.								
Ward, Ed	1999-00	RW - 33	8	1	0	1	15	-2
Acquired from Atlanta in exchange for future considerations, Mar. 14, 2000. Traded to New Jersey for a seventh-round selection in the 2001 NHL Entry Draft, June 12, 2000.								
Ward, Lance	2003-04	D - 4	75	0	5	5	137	-3
Acquired from Florida with Sandis Ozolins in exchange for Pavel Trnka, Matt Cullen and a fourth-round selection in the 2003 NHL Entry Draft, Jan. 30, 2003. Became a free agent, Aug. 1, 2005.								
Weight, Doug	2007-08	C - 39	38	6	8	14	20	0
Acquired from St. Louis with Michel Bimer and a seventh-round selection in the 2008 NHL Entry Draft in exchange for Andy McDonald, Dec. 14, 2007. Became a free agent, July 1, 2008.								
Whitney, Ryan	2008-10	D - 19	82	4	34	38	60	-5
Acquired from Pittsburgh in exchange for Chris Kunitz and Eric Tangradi, Feb. 26, 2009. Traded to Edmonton along with a sixth-round selection in the 2010 NHL Entry Draft in exchange for Lubomir Visnovsky, Mar. 3, 2010.								
Williams, David	1993-95	D - 4	77	7	17	24	68	+3
Acquired in the 1993 NHL Expansion Draft from San Jose. Became a free agent, July 1, 1995.								
Winchester, Brad	2010-11	LW - 19	19	1	1	2	28	-9
Acquired from St. Louis in exchange for a third-round selection in the 2012 NHL Entry Draft, Feb. 28, 2011. Became a free agent July 1, 2011.								
Winnik, Daniel	2012-14	LW - 34	124	12	37	49	39	+19
Signed as a free agent, July 20, 2012. Became a free agent July 1, 2014.								
Wirtanen, Petteri	2007-08	C - 56	3	1	0	1	2	+1
Selected in the sixth round (172nd overall) of the 2006 NHL Entry Draft. Signed with the HIFK Helsinki of the SM-Liiga (Finland), July 28, 2009.								
Wisniewski, James	2008-10	D - 34	86	4	37	41	72	-2
Acquired from Chicago along with Petri Kontiola in exchange for Samuel Pahlsson, Logan Stephenson and a conditional third-round selection in the 2011 NHL Entry Draft, Mar. 4, 2009. Traded to NY Islanders for a conditional third-round selection in the 2011 NHL Entry Draft, July 30, 2010.								
Wren, Bob	1997-01	C - 50/37	4	0	0	0	0	-1
Signed as a free agent Oct. 23, 1996. Became a free agent, July 1, 2001								
Wright, Tyler	2005-06	C - 28	25	2	2	4	31	+2
Acquired from Columbus with Francois Beauchemin in exchange for Sergei Fedorov and a fifth-round selection in the 2006 NHL Entry Draft, Nov. 15, 2005. Bought out of contract in June 2006.								
Yake, Terry	1993-94	C - 25	82	21	31	52	44	+2
Acquired in the 1993 NHL Expansion Draft from Hartford. Traded to Toronto in exchange for David Sacca, Sept. 28, 1994.								
Yonkman, Nolan	2013-14	D - 40	2	0	1	1	0	-1
Signed as a free agent, July 9, 2013. Became a free agent, July 1, 2014.								
York Jason	1995-96 & 2001-02	D - 3/33	168	8	49	57	160	-14
Acquired from Detroit with Mike Sillinger in exchange for Stu Grimson and Mark Ferner, Apr. 4, 1995. Traded to Ottawa with Shaun Van Allen in exchange for Ted Drury and Marc Moro, Oct. 1, 1996. Signed as a free agent July 3, 2001. Traded to Nashville in exchange for future considerations, Oct. 23, 2002.								
Young, Scott	1997-98	RW - 48	73	13	20	33	22	-13
Acquired from Colorado in exchange for a third-round selection in the 1998 NHL Entry Draft, Sept. 17, 1997. Became a free agent, July 1, 1998.								



GOALTENDERS

PLAYER	SEASONS	POS-NO.	GP	MIN	GA	GAA	RECORD	SV%
Askey, Tom	1997-99	G - 35/67	7	273	12	2.64	0-1-2	.894
Selected by Anaheim in the eighth round (186th overall) of the 1993 NHL Entry Draft. Became a free agent on July 1, 2000.								
Bryzgalov, Ilya	2001-07	G - 30	69	3623	150	2.48	26-23-8	.909
Selected by Anaheim in the second round (44th overall) of the 2000 NHL Entry Draft. Placed on waivers on Nov. 16, 2007.								
Caron, Sebastien	2006-07	G - 29	1	28	1	2.12	0-0-0	.833
Acquired from Chicago with Matt Keith and Chris Durno in exchange for Bruno St. Jacques and Pierre Parenteau, Dec. 28, 2006. Became a free agent, July 1, 2007.								
Deslauriers, Jeff	2011-12	G - 43	4	241	11	2.74	3-1-0	.903
Signed as a free agent, July 12, 2011. Traded to Minnesota for future considerations, Apr. 3, 2013.								
Ellis, Dan	2010-12	G - 38	23	1148	48	2.51	9-8-1	.915
Acquired from Tampa Bay in exchange for Curtis McElhinney, Feb. 24, 2011. Became a free agent, July 1, 2012.								
Emery, Ray	2010-11	G - 29	10	527	20	2.28	7-2-0	.926
Signed as a free agent, Feb. 7, 2011. Became a free agent, July 1, 2011.								
Fasth, Viktor	2012-14	G - 30	30	1733	67	2.32	17-8-3	.915
Signed as a free agent, May 23, 2012. Traded to Edmonton Oilers in exchange for a fifth-round selection in the 2014 NHL Entry Draft and third-round selection in the 2015 NHL Entry Draft.								
Gerber, Martin	2002-04	G - 29	54	2901	103	2.13	17-23-7	.923
Selected by Anaheim in the eighth round (232nd overall) of the 2001 NHL Entry Draft. Traded to Carolina in exchange for Tomas Malec and a third-round selection, June 18, 2004.								
Giguere, Jean-Sebastien	2000-10	G - 35	447	25646	1057	2.47	206-163-59	.914
Acquired from Calgary in exchange for a second-round selection in the 2000 NHL Entry Draft, June 10, 2000. Traded to Toronto in exchange for Jason Blake and Vesa Toskala, Jan. 31, 2010.								
Hebert, Guy	1993-01	G - 31	441	25206	1155	2.75	173-202-52	.911
Acquired in the 1993 NHL Expansion Draft from St. Louis. Placed on waivers, Mar. 5, 2001.								
Hiller, Jonas	2007-14	G - 1	326	18378	768	2.51	162-110-32	.916
Signed as a free agent, May 25, 2007. Became a free agent, July 1, 2014.								
McElhinney, Curtis	2009-11	G - 31	31	1517	81	3.20	11-10-3	.899
Acquired from Calgary in exchange for Vesa Toskala, Mar. 3, 2010. Traded to Tampa Bay in exchange for Dan Ellis, Feb. 24, 2011.								
Naumenko, Gregg	2000-02	G - 1	2	70	7	5.99	0-1-0	.759
Signed as a free agent, Mar. 31, 1999. Became a free agent, July 1, 2002.								
O'Neill, Mike	1996-97	G - 1	1	31	3	5.76	0-0-0	.700
Signed as a free agent, July 28, 1995. Became a free agent, July 1, 1997.								
Pielmeier, Timo	2010-11	G - 30	1	40	5	7.50	0-0-0	.583
Acquired from San Jose with Nick Bonino and a conditional selection in the 2009 NHL Entry Draft in exchange for Travis Moen and Kent Huskins, Mar. 4, 2009. Traded to New Jersey with Kurtis Foster in exchange for Rod Pelly, Mark Fraser and a seventh-round selection in the 2012 NHL Entry Draft, Dec. 12, 2011.								
Roussel, Dominic	1998-01	G - 30	51	2525	120	2.85	12-15-9	.901
Acquired from Nashville in exchange for Chris Mason and Marc Moro, Oct. 5, 1998. Placed on waivers, Jan. 7, 2001.								
Shields, Steve	2001-02	G - 31	33	1777	79	2.67	9-20-2	.907
Acquired from San Jose with Jeff Friesen and future considerations for Teemu Selanne, Mar. 5, 2001. Traded to Boston in exchange for a third-round selection in the 2003 NHL Entry Draft, June 25, 2002.								
Shtalenkov, Mikhail	1993-98	G - 35	122	6117	320	3.14	34-53-11	.897
Selected by Anaheim in the fifth round (108th overall) of the 1993 NHL Entry Draft. Selected by Nashville in the 1998 NHL Expansion Draft.								
Tarkki, Iiro	2011-12	G - 31	1	41	3	4.41	1-0-0	.700
Signed as a free agent, May 6, 2011. Became a free agent June 25, 2012.								
Tugnutt, Ron	1993-94	G - 1	28	1520	76	3.00	10-15-1	.908
Acquired in the 1993 NHL Expansion Draft from Edmonton. Traded to Montreal in exchange for Stephan Lebeau, Feb. 20, 1994.								
Wall, Michael	2006-07	G - 31	4	202	10	2.97	2-2-0	.877
Signed as a free agent, Sept. 29, 2005. Traded to Colorado in exchange for Brad May, Feb. 7, 2007.								

DUCKS ALL-TIME DRAFT PICKS



2014 first-round draft pick Nick Ritchie

ENTRY DRAFTS

2014 NHL ENTRY DRAFT (PHILADELPHIA, PENNSYLVANIA)

Round	Overall	Selection	Pos.	Club
1	10	Nick Ritchie	LW	Peterborough (OHL)
2	38	Marcus Pettersson	D	Skelleftea Jr. (Sweden)
2	55	Brandon Montour	D	Waterloo (USHL)
5	123	Matt Berkovitz	D	Ashwaubenon (High-WI)
7	205	Ondrej Kase	RW	Chomutov (Czech Republic)

2013 NHL ENTRY DRAFT (NEWARK, NEW JERSEY)

Round	Overall	Selection	Pos.	Club
1	26	Shea Theodore	D	Seattle (WHL)
2	45	Nick Sorensen	RW	Quebec (QMJHL)
3	87	Keaton Thompson	D	U.S. National U-18 (USDP)
5	147	Grant Besse	RW	Benilde-St. Margaret's (High-MN)
6	177	Miro Aaltonen	C	Espoo (Finland)

2012 NHL ENTRY DRAFT (PITTSBURGH, PENNSYLVANIA)

Round	Overall	Selection	Pos.	Club
1	6	Hampus Lindholm	D	Rogle Jr. (Sweden)
2	36	Nicolas Kerdiles	LW	U.S. National U-18 (USDP)
3	87	Frederik Andersen	G	Frolunda (Sweden)
4	97	Kevin Roy	C	Lincoln (USHL)
4	108	Andrew O'Brien	D	Chicoutimi (QMJHL)
5	127	Brian Cooper	D	Fargo (USHL)
7	187	Kenton Helgesen	D	Calgary (WHL)
7	210	Jaycob Megna	D	Nebraska-Omaha (WCHA)

2011 NHL ENTRY DRAFT (ST. PAUL, MINNESOTA)

Round	Overall	Selection	Pos.	Club
1	30	Rickard Rakell	RW	Plymouth (OHL)
2	39	John Gibson	G	U.S. National U-18 (USDP)
2	53	William Karlsson	C	Vasteras Jr. (Sweden)
3	65	Joseph Cramarossa	C	Mississauga (OHL)
3	83	Andy Welinski	D	Green Bay (USHL)
5	143	Max Friberg	RW	Skovde (Sweden-1)
6	160	Josh Manson	D	Salmon Arm (BCHL)

DUCKS ALL-TIME DRAFT PICKS



2010 NHL ENTRY DRAFT (LOS ANGELES, CALIFORNIA)

Round	Overall	Selection	Pos.	Club
1	12	Cam Fowler	D	Windsor (OHL)
1	29	Emerson Etem	RW	Medicine Hat (WHL)
2	42	Devante Smith-Pelly	RW	Mississauga (OHL)
5	122	Chris Wagner	C	South Shore (EJHL)
5	132	Tim Heed	D	Sodertalje (Sweden)
6	161	Andreas Dahlstrom	C	Stockholm AIK (Sweden-2)
6	177	Kevin Lind	D	Chicago (USHL)
7	192	Brett Perlini	C	Michigan State (CCHA)

2009 NHL ENTRY DRAFT (MONTREAL, QUEBEC)

Round	Overall	Selection	Pos.	Club
1	15	Peter Holland	C	Guelph (OHL)
1	26	Kyle Palmieri	C	U.S. National U-18 (USDP)
2	37	Mat Clark	D	Brampton (OHL)
3	76	Igor Bobkov	G	Magnitogorsk 2 (Russia-3)
4	106	Sami Vatanen	D	Jyvaskyla Jr. (Finland-Jr.)
5	136	Radoslav Illo	RW	Tri-City (USHL)
6	166	Scott Valentine	D	Oshawa (OHL)

2008 NHL ENTRY DRAFT (OTTAWA, ONTARIO)

Round	Overall	Selection	Pos.	Club
1	17	Jake Gardiner	D	Minnetonka (MSHSL)
2	35	Nicolas Deschamps	C	Chicoutimi (QMJHL)
2	39	Eric O'Dell	C	Sudbury (OHL)
2	43	Justin Schultz	D	Westside (BCHL)
3	71	Josh Brittain	LW	Kingston (OHL)
3	83	Marco Cousineau	G	Baie-Comeau (QMJHL)
3	85	Brandon McMillan	C	Kelowna (WHL)
4	113	Ryan Hegarty	C	U.S. National U-18 (USDP)
5	143	Stefan Warg	D	Vasteras Jr. (Sweden)
7	208	Nick Pryor	D	U.S. National U-18 (USDP)

2007 NHL ENTRY DRAFT (COLUMBUS, OHIO)

Round	Overall	Selection	Pos.	Club
1	19	Logan MacMillan	C	Halifax (QMJHL)
2	42	Eric Tangradi	C	Belleville (OHL)
3	63	Maxime Macenauer	C	Rouyn-Noranda (QMJHL)
4	92	Justin Vaive	LW	U.S. Nat'l U-18 (USA)
4	93	Steven Kampfer	D	University of Michigan (CCHA)
4	98	Sebastien Stefaniszin	G	Eisbaren Berlin (Germany)
4	121	Mattias Modig	G	Lulea HF (Sweden)
5	151	Brett Morrison	C	Prince Edward Island (QMJHL)

2006 NHL ENTRY DRAFT (VANCOUVER, BRITISH COLUMBIA)

Round	Overall	Selection	Pos.	Club
1	19	Mark Mitera	D	University of Michigan (CCHA)
2	38	Bryce Swan	C	Halifax (QMJHL)
3	83	John de Gray	D	Brampton (OHL)
4	112	Matt Beleskey	LW	Belleville (OHL)
6	172	Petteri Wirtanen	C	HPK (Finland)

DUCKS ALL-TIME DRAFT PICKS

2005 NHL ENTRY DRAFT (OTTAWA, ONTARIO)

Round	Overall	Selection	Pos.	Club
1	2	Bobby Ryan	LW	Owen Sound (OHL)
2	31	Brendan Mikkelsen	D	Portland (WHL)
3	63	Jason Bailey	RW	U.S. National U-18 (USDP)
5	127	Bobby Bolt	LW	Kingston (OHL)
5	141	Brian Salcido	D	Colorado College (WCHA)
7	197	Jean-Philippe Levasseur	G	Rouyn Noranda (QMJHL)

2004 NHL ENTRY DRAFT (RALEIGH, NORTH CAROLINA)

Round	Overall	Player	Pos.	Club
1	9	Ladislav Smid	D	HC Liberec (Czech)
2	39	Jordan Smith	D	Sault-Ste. Marie (OHL)
3	74	Kyle Klubertanz	D	Green Bay (USHL)
3	75	Tim Brent	C	Toronto St. Mike's (OHL)
6	172	Matt Auffrey	RW	U.S. National U-18 (USDP)
7	203	Gabriel Bouhillette	G	Gatineau (QMJHL)
8	236	Matt Christie	C	Miami University (CCHA)
9	269	Janne Pesonen	F	Karpat Oulu (Finland)

2003 NHL ENTRY DRAFT (NASHVILLE, TENNESSEE)

Round	Overall	Player	Pos.	Club
1	19	Ryan Getzlaf	C	Calgary (WHL)
1	28	Corey Perry	RW	London (OHL)
3	86	Shane Hynes	RW	Cornell (ECAC)
3	90	Juha Alen	D	Northern Michigan (CCHA)
4	119	Nathan Saunders	D	Moncton (QMJHL)
6	186	Drew Miller	LW	River City (USHL)
7	218	Dirk Southern	C	Northern Michigan (NCAA)
8	250	Shane O'Brien	D	Toronto St. Mike's (OHL)
9	280	Ville Mانتymaa	D	Tappara Tampere (Finland)

2002 NHL ENTRY DRAFT (TORONTO, ONTARIO)

Round	Overall	Player	Pos.	Club
1	7	Joffrey Lupul	C/RW	Medicine Hat (WHL)
2	37	Tim Brent	C	Toronto-St. Mike's (OHL)
3	71	Brian Lee	D	Erie (OHL)
4	103	Joonas Vihko	C/W	HIFK Helsinki (Finland)
5	140	George Davis	RW	Cape Breton (QMJHL)
6	173	Luke Fritshaw	D	Prince Albert (WHL)
9	261	Francois Caron	D	Moncton (QMJHL)
9	267	Chris Petrow	D	Oshawa (OHL)

2001 NHL ENTRY DRAFT (SUNRISE, FLORIDA)

Round	Overall	Player	Pos.	Club
1	5	Stanislav Chistov	LW	Omsk (Russia)
2	35	Mark Popovic	D	Toronto (OHL)
3	66	Joel Stepp	C	Red Deer (WHL)
4	102	Timo Parssinen	LW	HPK (Finland)
4	105	Vladimir Korsunov	D	Spartak (Russia)
4	118	Brandon Rodgers	D	Hotchkiss (H.S.)
5	137	Joel Perreault	C/LW	Baie-Comeau (QMJHL)
6	170	Jan Tabacek	D	HC Martin (Slovakia)
7	224	Tony Martensson	C	Brynas (Sweden)
8	232	Martin Gerber	G	Langnau (Switzerland)
9	264	Pierre Parenteau	C	Chicoutimi (QMJHL)

DUCKS ALL-TIME DRAFT PICKS



2000 NHL ENTRY DRAFT (CALGARY, ALBERTA)

Round	Overall	Player	Pos.	Club
1	12	Alexei Smirnov	LW/RW	Dynamo (Russia)
2	44	Ilya Bryzgalov	G	Lada Togliatti (Russia)
4	98	Jonas Ronnqvist	RW	Lulea HF (Sweden)
5	134	Peter Podhradsky	D	HC Slovan (Slovakia)
5	153	Bill Cass	D	Boston College (Hockey East)

1999 NHL ENTRY DRAFT (BOSTON, MASSACHUSETTS)

Round	Overall	Player	Pos.	Club
2	44	Jordan Leopold	D	Univ. of Minn. (WCHA)
3	83	Niclas Havelid	D	Malmö (Sweden)
4	105	Alexandr Chagodayev	C	HC Moscow (Russia)
5	141	Maxim Rybin	LW	Spartak (Russia)
6	173	Jan Sandstrom	D	AIK Solna (Sweden)
8	230	Petr Tenkrat	RW	HC Velvana (Czech. Rep.)
9	258	Brian Gornick	C	USAFA (NCAA)

1998 NHL ENTRY DRAFT (BUFFALO, NEW YORK)

Round	Overall	Player	Pos.	Club
1	5	Vitaly Vishnevski	D	Yaroslavl 2 (Russia)
2	32	Stephen Peat	D	Red Deer (WHL)
4	112	Viktor Wallin	D	HV-71 (Sweden)
6	150	Trent Hunter	RW	Prince George (WHL)
7	178	Jesse Fibiger	D	Minn.-Duluth (WCHA)
8	205	David Bernier	RW	Quebec (QMJHL)
9	233	Pelle Prestberg	LW	Farjestad (Sweden)
9	245	Andreas Andersson	G	HV-71 (Sweden)

1997 NHL ENTRY DRAFT (PITTSBURGH, PENNSYLVANIA)

Round	Overall	Player	Pos.	Club
1	18	Michael Holmqvist	C	Djurgarden (Sweden)
2	45	Maxim Balmochnykh	LW	Lada Togliatti (Russia)
3	72	Jay Legault	LW	London (OHL)
5	125	Luc Vaillancourt	G	Beauport (QMJHL)
7	178	Tony Mohagen	LW	Seattle (WHL)
7	181	Mat Snesrud	D	North Iowa (Jr. A)
8	209	Rene Stussi	C	Thurgau (Europe)
9	235	Tommi Degerman	C	Boston University (Hockey East)

1996 NHL ENTRY DRAFT (ST. LOUIS, MISSOURI)

Round	Overall	Player	Pos.	Club
1	9	Ruslan Salei	D	Las Vegas (IHL)
2	35	Matt Cullen	C	St. Cloud State (WCHA)
5	113	Brendan Buckley	D	Boston College (H.E.)
6	149	Blaine Russell	G	Prince Albert (WHL)
7	165	Timo Ahmaoja	D	Jyppht (Finland)
8	198	Kevin Kellest	D	Prince Albert (WHL)
9	224	Tobias Johansson	W	Malmö (Sweden Jr.)

1995 NHL ENTRY DRAFT (EDMONTON, ALBERTA)

Round	Overall	Player	Pos.	Club
1	4	Chad Kilger	C	Kingston (OHL)
2	29	Brian Wesenberg	RW	Guelph (OHL)
3	55	Mike Leclerc	LW	Brandon (WHL)
5	107	Igor Nikulin	RW	Cherepovets (CIS)
6	133	Peter Leboutillier	RW	Red Deer (WHL)

DUCKS ALL-TIME DRAFT PICKS

7	159	Mike LaPlante	D	Calgary (Tier II)
8	185	Igor Karpenko	G	Sokol (MHL)

1994 NHL ENTRY DRAFT (HARTFORD, CONNECTICUT)

Round	Overall	Player	Pos.	Club
1	2	Oleg Tverdokavoy	D	Krylja (CIS)
2	28	Johan Davidsson	C/W	HV-71 Jonkoping (Sweden)
3	67	Craig Reichert	RW	Red Deer (WHL)
4	80	Byron Briske	D	Red Deer (WHL)
5	106	Pavel Trnka	D	Skoda Plzen (Czech)
6	132	Jon Battaglia	LW	Caledon (Jr. A)
7	158	Rocky Welsing	D	Wisconsin (USHL)
8	184	Brad Englehart	C	Kimball Union (H.S.)
10	236	Tommi Miettinen	C/W	Kalpa (Finland)
11	262	Jeremy Stevenson	LW	S. Ste. Marie (OHL)

1993 NHL ENTRY DRAFT (QUEBEC CITY, QUEBEC)

Round	Overall	Player	Pos.	Club
1	4	Paul Kariya	LW	Maine (Hockey East)
2	30	Nikolai Tsulygin	D	Salavat Yulayev (CIS)
3	56	Valeri Karpov	RW	Traktor (CIS)
4	82	Joel Gagnon	G	Oshawa (OHL)
5	108	Mikhail Shtalenkov	G	Milwaukee (IHL)
6	134	Antti Aalto	C	TPS Turku (Finland)
7	160	Matt Peterson	D	Osseo (H.S.)
8	186	Tom Askey	G	Ohio State (CCHA)
9	212	Vitali Kozel	C	Dynamo (CIS)
10	238	Anatoli Fedotov	D	Moncton (AHL)
11	264	David Penney	LW	Worcester Acad. (H.S.)

SUPPLEMENTAL DRAFTS

1994 NHL SUPPLEMENTAL DRAFT (HARTFORD, CONNECTICUT)

Round	Overall	Player	Pos.	Club
1	2	Steve Rucchin	C	W. Ontario (OUAA)

1993 NHL SUPPLEMENTAL DRAFT (QUEBEC CITY, QUEBEC)

Round	Overall	Player	Pos.	Club
1	5	Pat Thompson	D	Brown U. (ECAC)

1993 NHL EXPANSION DRAFT (QUEBEC CITY, QUEBEC)

Goalenders

Pick	Player	NHL Club
2	Guy Hebert	St. Louis
3	Glenn Healy	N.Y. Islanders
6	Ron Tugnutt	Edmonton

Defensemwn

Pick	Player	NHL Club
2	Alexei Kasatonov	New Jersey
3	Sean Hill	Montreal
5	Bill Houlder	Buffalo
8	Bobby Dallas	Detroit
10	Randy Ladouceur	Hartford
11	David Williams	San Jose
13	Dennis Vial	Tampa Bay
16	Mark Ferner	Ottawa

Forwards

Pick	Player	NHL Club
1	Steven King	N.Y. Rangers
4	Tim Sweeney	Boston
6	Troy Loney	Pittsburgh
7	Stu Grimson	Chicago
9	Terry Yake	Hartford
12	Jarrod Skalde	New Jersey
14	Bob Corkum	Buffalo
15	Anatoli Semenov	Vancouver
17	Joe Sacco	Toronto
20	Lonnie Loach	Los Angeles
22	Jim Thomson	Los Angeles
23	Trevor Halverson	Washington
25	Robin Bawa	San Jose



— RECORDS —



RECORDS

ANAHEIM DUCKS INDIVIDUAL RECORDS

MOST GOALS

Career	457	Teemu Selanne, 1995-96 through 2000-01, 2005-06 through 2013-14
Season	52	Teemu Selanne, 1997-98 (right wing position)
by a Left Wing	50	Paul Kariya, 1995-96
by a Center	34	Andy McDonald, 2005-06
by a Defenseman	18	Lubomir Visnovsky, 2010-11
Game	3	41 times, most: Teemu Selanne (13 times)
by a Right Wing	3	Teemu Selanne (13 times); Marty McInnis, Oct. 23, 2000 vs LA; Jonathan Hedstrom, Jan. 9, 2006 vs. LA; Bobby Ryan (3 times); Corey Perry (5 times)
by a Left Wing	3	Paul Kariya (10 times); Andrew Cogliano (twice); Garry Valk, Mar. 22, 1996 @ STL; Vaclav Prospal, Jan. 23, 2004 vs. MIN; Chris Kunitz, Nov. 19, 2006 vs. PHX; Kyle Palmieri; Feb. 27, 2013 vs. NSH
by a Center	3	Ryan Getzlaf (twice); Terry Yake, Oct. 19, 1993 @ NYR; Saku Koivu, Jan. 10, 2012 vs. DAL; Nick Bonino, Feb. 2, 2013 vs. LA
by a Defenseman	3	Lubomir Visnovsky, Mar. 4, 2011 vs. DAL
Period	3	Teemu Selanne, two times: Nov. 10, 1997 vs. SJ (first) & Feb 1, 2001 @ PHX (third); Vaclav Prospal, Jan. 23, 2004 vs. MIN (third); Andrew Cogliano, Jan. 31 @ PHX (second); Ryan Getzlaf, Nov. 8, 2013 vs. BUF (first)

MOST ASSISTS

Career	531	Teemu Selanne, 1995-96 through 2000-01, 2005-06 through 2013-14
Season	66	Ryan Getzlaf, 2008-09 (center position)
by a Right Wing	60	Teemu Selanne, 1998-99
by a Left Wing	62	Paul Kariya, 1998-99
by a Defenseman	54	Scott Niedermayer, 2006-07
Game	5	Three times: Dmitri Mironov, Dec. 12, 1997 vs. WSH; Teemu Selanne, Nov. 19, 2006 vs. PHX; Ryan Getzlaf, Oct. 29, 2008 vs. DET
by a Right Wing	5	Teemu Selanne, Nov. 19, 2006 vs. PHX
by a Left Wing	4	Three times: Paul Kariya, Dec. 16, 1998 vs. NSH & Feb. 16, 2000 vs. CGY; Jason Blake, Mar. 31, 2010 @ COL
by a Center	5	Ryan Getzlaf, Oct. 29, 2008 vs. DET
by a Defenseman	5	Dmitri Mironov, Dec. 12, 1997 vs. WSH
Period	4	Paul Kariya, Dec. 16, 1998 vs. NSH (second)

MOST POINTS

Career	988	Teemu Selanne, 1995-96 through 2000-01, 2005-06 through 2013-14 (457-531=988)
Season	109	Teemu Selanne, 1996-97 (51-58=109; right wing position)
by a Left Wing	108	Paul Kariya, 1995-96 (50-58=108)
by a Center	91	Ryan Getzlaf, 2008-09 (25-66=91)
by a Defenseman	69	Scott Niedermayer, 2006-07 (15-54=69)
Game	5	14 times, last: Teemu Selanne, Mar. 28, 2011 vs. COL (3-2=5)
by a Right Wing	5	Eight times: Teemu Selanne (6 times), last: Mar. 28, 2011 vs. COL (3-2=5); Corey Perry (2 times), last: Dec. 12, 2010 vs. MIN (3-2=5)
by a Left Wing	5	Five times, last: Jason Blake, Mar. 31, 2010 @ COL (1-4=5)
by a Center	5	Paul Kariya (4 times), last: Dec. 8, 2002 vs. STL (2-3=5)
by a Defenseman	5	Ryan Getzlaf, Oct. 29, 2008 vs. DET (0-5=5)
Period	4	Dmitri Mironov, Dec. 12, 1997 vs. WSH (0-5=5)
		Five times, last: Ryan Getzlaf, Nov. 8, 2013 vs. BUF (1-3=4; first)

MOST POWER PLAY GOALS

Career	182	Teemu Selanne, 1995-96 through 2000-01, 2005-06 through 2013-14
Season	25	Teemu Selanne (two times), 1998-99 and 2006-07
Game	3	Two times: Paul Kariya, Mar. 29, 2001 @ SJ; Teemu Selanne, Oct. 29, 2008 vs. DET
Period	2	19 times, last: Nick Bonino, Jan. 15, 2014 vs. VAN (second period)

RECORDS



MOST POWER PLAY ASSISTS

Career 228	Teemu Selanne, 1995-96 through 2000-01, 2005-06 through 2013-14
Season 33	Fredrik Olausson, 1998-99

MOST POWER PLAY POINTS

Career 410	Teemu Selanne, 1994-95 through 2000-01, 2005-06 through 2012-13 (182-228=410)
Season 54	Teemu Selanne, 1998-99 (25-29=54)

MOST SHORTHANDED GOALS

Career 16	Paul Kariya, 1994-95 through 2002-03
Season 4	Corey Perry, 2010-11
Game 1	128 times, last: Jakob Silfverberg, Apr. 9, 2014 vs. SJ
Period 1	128 times, last: Jakob Silfverberg, Apr. 9, 2014 vs. SJ (third)

MOST SHORTHANDED ASSISTS

Career 9	Steve Rucchin, 1994-95 through 2003-04
Season 4	Twice: Steve Rucchin, 1997-98; Scott Niedermayer, 2008-09

MOST SHORTHANDED POINTS

Career 21	Paul Kariya (16-5=21), 1994-95 through 2002-03
Season 6	Paul Kariya, 1995-96 (3-3=6)

MOST SHOTS

Career 2,964	Teemu Selanne, 1995-96 through 2000-01, 2005-06 through 2013-14
Season 429	Paul Kariya, 1998-99
Game 12	Three times, all by Paul Kariya, last: Mar. 10, 1999 vs. VAN
Period 9	Paul Kariya, Nov. 8, 1998 vs. DET (first)

MOST PENALTY MINUTES

Career 812	George Parros, 2006-2007 through 2011-12
Season 285	Todd Ewen, 1995-96
Game 37	Todd Ewen, Feb. 25, 1996 vs. SJ (6 penalties)
Period 30	Two times, last: Peter LeBoutillier, Mar. 13, 1998 @ DAL (3 penalties; third)

MOST GAMES PLAYED

Career 966	Teemu Selanne, 1995-96 through 2000-01, 2005-06 through 2013-14
Season 84	Joe Sacco, 1993-94 (the NHL changed from 84 to an 82-game season in 1995-96)

HIGHEST PLUS/MINUS (+/-)

Career +120	Teemu Selanne, 1995-96 through 2000-01, 2005-06 through 2013-14
Season +36	Paul Kariya, 1996-97
Game +5	Several, last: Bryan Allen & Sami Vatanen, Oct. 10, 2013 vs. NYR

HIGHEST SHOOTING PERCENTAGE

Career (min. 50 goals) 15.4	Teemu Selanne, 1995-96 through 2000-01, 2005-06 through 2013-14
Season (min. 10 goals) 20.6	German Titov, 2001-02
Game 100.0	Several times

MOST GAME-WINNING GOALS

Career 77	Teemu Selanne, 1995-96 through 2000-01, 2005-06 through 2013-14
Season 11	Corey Perry, 2010-11
Month 4	Corey Perry, March 2011

MOST GAME-TYING GOALS

Career 9	Teemu Selanne, 1995-96 through 2000-01
Season 3	Teemu Selanne, 1997-98

RECORDS

MOST OVERTIME GOALS

Career	6	Teemu Selanne, 1995-96 through 2000-01, 2005-06 through 2013-14
Season	3	Paul Kariya, 1995-96

LONGEST SCORING STREAKS

Point Streak	19 games	Corey Perry, Oct. 21-Dec. 1, 2009 (10-16=26)
Goal Streak	11 games	Teemu Selanne, Oct. 21-Nov. 10, 1997 (17-2=19)
Assist Streak	10 games	Twice: Corey Perry, Nov. 13-Dec. 1, 2009 (2-11=13) Ryan Getzlaf, Oct. 24-Nov. 14, 2009 (1-17=18)
Multi-Point Game Streak	6 games	Paul Kariya, Mar. 9-21, 1995 (6-6=12)
Multi-Goal Game Streak	3 games	Paul Kariya, Mar. 4-9, 2001 (6-1=7)

LONGEST HOME/ROAD SCORING STREAKS

Home Point Streak	17 games	Paul Kariya, Nov. 6, 1999-Jan. 13, 2000 (8-23=31)
Road Point Streak	14 games	Andy McDonald, Jan. 6-Mar. 17, 2006 (7-14=21)
Home Goal Streak	8 games	Paul Kariya, Jan. 10-Feb. 23, 1997 (11-8=19)
Road Goal Streak	8 games	Teemu Selanne, Oct. 21-Nov. 8, 1997 (11-2=13)

DUCKS GOALTENDER RECORDS

MOST GAMES PLAYED

Career	447	Jean-Sebastien Giguere, 2000-01 through 2009-10
Season	73	Jonas Hiller, 2011-12

MOST MINUTES PLAYED

Career	25,646	Jean-Sebastien Giguere, 2000-01 through 2009-10
Season	4,253	Jonas Hiller, 2011-12
Game	65	Many times

MOST STARTS

Career	424	Guy Hebert, 1993-94 through 2000-01
Season	73	Jonas Hiller, 2011-12

MOST WINS

Career	206	Jean-Sebastien Giguere, 2000-01 through 2009-10
Season	36	Jean-Sebastien Giguere, 2006-07

MOST LOSSES

Career	202	Guy Hebert, 1993-94 through 2000-01
Season	31	Two times: Guy Hebert, 1999-00; Jean-Sebastien Giguere, 2003-04

MOST TIES

Career	52	Guy Hebert, 1993-94 through 2000-01
Season	12	Guy Hebert, 1996-97

MOST SHUTOUTS

Career	32	Jean-Sebastien Giguere, 2000-01 through 2009-10
Season	8	Jean-Sebastien Giguere, 2002-03

MOST SAVES

Career	11,813	Guy Hebert, 1993-94 through 2000-01
Season	1,961	Guy Hebert, 1995-96
Game	51	Three times: Mikhail Shtalenkov, Mar. 22, 1998 @ OTT (51-of-53); Jean-Sebastien Giguere, Mar. 21, 2004 vs. DET (51-of-57); Jonas Hiller, Dec. 19, 2008 @ EDM (51-of-53)
Period	24	Twice: Jonas Hiller, Oct. 8, 2010 @ DET (third period, 24-of-24); Frederik Andersen, Mar. 2, 2014 vs. CAR (third period, 24-of-26)
Overtime	10	Guy Hebert, Feb. 3, 2000 @ PHI (10-of-10)

RECORDS



MOST SHOTS FACED

Career	12,968	Guy Hebert, 1993-94 through 2000-01
Season	2,133	Guy Hebert, 1996-97
Game	57	Jean-Sebastien Giguere, Mar. 21, 2004 vs. DET (51-of-57)
Period	26	Frederik Andersen, Mar. 2, 2014 vs. CAR (third period, 24-of-26)
Overtime	10	Guy Hebert, Feb. 3, 2000 @ PHI (10-of-10)

MOST GOALS ALLOWED

Career	1,155	Guy Hebert, 1993-94 through 2000-01
Season	182	Jonas Hiller, 2011-12
Game	7	Three times, all by Guy Hebert, last: Apr. 10, 1996 @ COL
Period	5	Five times, last: Jean-Sebastien Giguere, Nov. 15, 2006 vs. PHI (first)

FEWEST GOALS ALLOWED

Season (minimum 25 GP)	52	Viktor Fasth, 2012-13 (25 games)
Game	0	99 times (32 by J.S. Giguere; 27 by G. Hebert; 21 by J. Hiller; 4 by Viktor Fasth; 3 by M. Shtalenkov; 3 by M. Gerber; 2 by I. Bryzgalov; 2 by D. Roussele; 2 by C. McElhinney, 1 by R. Tugnutt, 1 by J. Gibson); *J.S. Giguere and Steve Shields combined for a shutout on Dec. 8, 2001 vs. CGY*

LOWEST GOALS-AGAINST AVERAGE

Career (minimum 100 GP)	2.47	Jean-Sebastien Giguere, 2000-01 through 2009-10
Season (minimum 25 GP)	2.12	Jean-Sebastien Giguere, 2007-08

HIGHEST GOALS-AGAINST AVERAGE

Career (minimum 100 GP)	3.14	Mikhail Shtalenkov, 1993-94 through 1997-98
Season (minimum 25 GP)	3.22	Mikhail Shtalenkov, 1997-98

HIGHEST SAVE PERCENTAGE

Career (minimum 100 GP)	.916	Jonas Hiller, 2007-08 through 2013-14
Season (minimum 25 GP)	.924	Jonas Hiller, 2010-11 (49 games)

MOST PENALTY MINUTES

Career	78	Jean-Sebastien Giguere, 2000-01 through 2009-10
Season	28	Jean-Sebastien Giguere, 2001-02
Game	16	Jean-Sebastien Giguere, Jan. 25, 2006 vs. EDM

MOST ASSISTS

Career	5	Guy Hebert, 1993-94 through 1999-00
Season	2	Seven times: Mikhail Shtalenkov, 1995-96; Guy Hebert, 1999-00; J.S. Giguere, 2000-01, 2003-04, 2006-07; Ilya Bryzgalov, 2005-06; Jonas Hiller, 2009-10
Game	2	Ilya Bryzgalov, Feb. 18, 2006 vs. SJ

GOALTENDING STREAKS

Most consecutive games played	32	Jonas Hiller, Jan. 12-Mar. 18, 2012 (17-10-5)
Most consecutive starts	32	Jonas Hiller, Jan. 12-Mar. 18, 2012 (17-10-5)
Most consecutive shutouts	3	Jean-Sebastien Giguere, Dec. 8, 2002 vs. NSH, Dec. 11, 2002 vs. WSH, Dec. 15, 2002 vs. PIT
Longest winning streak	8 games	Viktor Fasth, Jan. 26-Feb. 16, 2013
Longest unbeaten streak	12 games	Guy Hebert, Feb. 22-Mar. 19, 1997 (7-0-5)
Longest losing streak	7 games	Two times: Mikhail Shtalenkov, Dec. 17, 1995-Feb. 15, 1996; Guy Hebert, Jan. 10-Feb. 9, 2001
Longest winless streak	13 games	Guy Hebert, Dec. 20, 2000-Feb. 9, 2001 (0-11-2)
Longest shutout sequence	237:07	Jean-Sebastien Giguere, Dec. 6-18, 2002 (spanning 5 games)

RECORDS

DUCKS ROOKIE RECORDS

MOST GOALS

Season	31	Bobby Ryan, 2008-09
Game	3	Bobby Ryan, Jan. 8, 2009 @ LA

MOST ASSISTS

Season	30	Cam Fowler, 2010-11
Game	4	Ryan Getzlaf, Mar. 24, 2006 vs. NSH (0-4=4)

MOST POINTS

Season	57	Bobby Ryan, 2008-09 (31-26=57)
Game	4	Two times: Stanislav Chistov, Oct. 10, 2002 @ STL (1-3=4); Ryan Getzlaf, Mar. 24, 2006 vs. NSH (0-4=4)

MOST POWER PLAY GOALS

Season	12	Bobby Ryan, 2008-09
Game	2	Two times: Paul Kariya, Mar. 9, 1995 vs. DET; Dustin Penner, Nov. 30, 2005 vs. PHX

MOST SHORTHANDED GOALS

Season	2	Brandon McMillan, 2010-11
Game	1	Seven times: Paul Kariya & Oleg Tverdokvsky, both on Feb. 1, 1995 @ DAL; Samuel Pahlsson, Mar. 18, 2001 @ CHI; Chris Kunitz, Dec. 18, 2005 vs. SJ; Troy Bodie, Jr., 2010 vs. COL; Brandon McMillan (twice), Jan. 7, 2011 vs. CBJ and Feb. 11, 2011 @ CGY; Devante Smith-Pelly, Mar. 18, 2012 vs. NSH

MOST SHOTS

Season	204	Dustin Penner, 2006-07
Game	9	Dan Sexton, Dec. 8, 2009 vs. DAL

MOST PENALTY MINUTES

Season	121	Peter LeBoutillier, 1996-97
Game	30	Two times: Peter LeBoutillier, Feb. 20, 1997 @ LA & Mar. 13, 1998 @ DAL

MOST GAMES PLAYED

Season	82	Dustin Penner, 2006-07
--------------	----	------------------------

HIGHEST PLUS/MINUS (+/-)

Season (minimum 45 GP)	+29	Hampus Lindholm, 2013-14
Game	+5	Sami Vatanen, Oct. 13, 2013 vs. NYR

HIGHEST SHOOTING PERCENTAGE

Season (minimum 39 GP)	17.8	Bobby Ryan, 2008-09
Game	100.0	Several times

MOST GAME-WINNING GOALS

Season	5	Dustin Penner, 2006-07
--------------	---	------------------------

MOST GAME-TYING GOALS

Season	2	Frank Banham, 1997-98
--------------	---	-----------------------

LONGEST ROOKIE SCORING STREAKS

Point Streak	8 games	Paul Kariya (6-9=15), Mar. 7-23, 1995
Goal Streak	5 games	Bobby Ryan (5-1=6), Jan. 17-28, 2009
Assist Streak	7 games	Francois Beauchemin (0-8=8), Jan. 26-Feb. 8, 2006

MOST GOALS (defensemen)

Season	10	Cam Fowler, 2010-11
--------------	----	---------------------

MOST ASSISTS (defensemen)

Season	30	Cam Fowler, 2010-11
--------------	----	---------------------

RECORDS



MOST POINTS (defensemen)

Season..... 40 Cam Fowler, 2010-11

MOST GAMES PLAYED (defensemen)

Season..... 80 Kurt Sauer, 2002-03

HIGHEST PLUS/MINUS (defensemen)

Season (minimum 45 GP)..... +29 Hampus Lindholm, 2013-14

MOST SAVES (goaltenders)

Season..... 783 Frederik Andersen, 2013-14 (28 games)
 Game..... 49 Frederik Andersen, Mar. 2, 2014 vs. CAR (49-of-52)

MOST SHOTS FACED (goaltenders)

Season..... 843 Frederik Andersen, 2013-14 (28 games)
 Game..... 52 Frederik Andersen, Mar. 2, 2014 vs. CAR (49-of-52)

MOST MINUTES (goaltenders)

Season..... 1575 Ilya Bryzgalov, 2005-06 (31 games)
 Game..... 65 Several times

MOST WINS (goaltenders)

Season..... 20 Frederik Andersen, 2013-14 (20-5, 28 games)

LOWEST GOALS-AGAINST AVERAGE (goaltenders)

Season..... 2.29 Frederik Andersen, 2013-14 (28 games)

DUCKS MISCELLANEOUS RECORDS

Longest Winning Streak.....	10 games	Dec. 6-Dec. 28, 2013
Home.....	13 games	Jan. 26-Mar. 20, 2013
Road.....	7 games	Nov. 28-Dec. 13, 2006
Longest Losing Streak.....	8 games	Two times: Oct. 12-30, 1996; Nov. 3-20, 2005
Home.....	8 games	Jan. 10-Feb. 9, 2001
Road.....	7 games	Oct. 8-Nov. 12, 2005
Longest Unbeaten Streak.....	12 games	Feb. 22-Mar. 19, 1997 (7-0-5)
Home.....	14 games	Feb. 12-Apr. 9, 1997 (10-0-4)
Road.....	8 games	Nov. 22-Dec. 13, 2006 (7-0-1)
Longest Winless Streak.....	9 games	Three times: Nov. 21-Dec. 10, 1995 (0-6-3); Oct. 10-30, 1996 (0-8-1); Nov. 7-24, 2001 (0-7-2-0)
Home.....	11 games	Jan. 5-Feb. 14, 2001 (0-8-3-0)
Road.....	13 games	Two times: Nov. 1-Dec. 27, 2003 (0-8-2-3); Oct. 29-Dec. 22, 2011 (0-9-4)
Longest Point Streak.....	16 games	Oct. 6-Nov. 9, 2006 (12-0-1-3, 28 points)
Home.....	22 games	Oct. 10, 2013-Jan. 15, 2014 (20-0-2, 42 points)
Road.....	9 games	Feb. 28-Apr. 11, 2009 (7-0-1-1, 16 points)

CONSECUTIVE POWER PLAY GOALS & ATTEMPTS

Most consecutive games scoring PP goal.....	11	Mar. 7-28, 1997 (14-for-39, .359)
Most consecutive games not scoring PP goal.....	8	Five times, last: Dec. 11-29, 2013 (0-for-21)
Most consecutive attempts scoring PP goal.....	5	Mar. 29, 2007 @ CBJ (3)-Mar. 31, 2007 @ STL (2) (spanning 2 games)
Most consecutive attempts without a PP goal.....	31	Two times, last: Mar. 3-19, 2003 (spanning 8 games)

CONSECUTIVE PENALTY KILLING & ATTEMPTS

Most consecutive games allowing PP goal.....	12	Oct. 5-30, 2005 (69-for-89, .775)
Most consecutive games not allowing PP goal.....	7	Dec. 18-30, 2001 (0-for-26)
Most consecutive shorthanded stops (no goal).....	32	Nov. 8-20, 1998 (spanning six games)
Most consecutive opponent PP attempts scoring goal.....	4	Two times: Dec. 19, 1997 vs. PHX (4); Oct. 13, 2000 @ OTT (3) & Nov. 15, 2000 @ DET (1) (spanning 2 games)

RECORDS

DUCKS TEAM HIGHS

MOST GOALS

Season	263	2013-14 (3.21 per-game avg., not including goals awarded for shootout wins)
Game	9	Jan. 15, 2014 vs. VAN
First Period	5	Oct. 29, 1995 vs. CGY
Second Period	6	Mar. 14, 2014 @ COL
Third Period	5	Jan. 23, 2004 vs. MIN

MOST ASSISTS

Season	453	2006-07
Game	17	Jan. 15, 2014 vs. VAN
Period	12	Mar. 14, 2014 @ COL (second)

MOST POINTS (goals + assists)

Season	709	2013-14 (263+446=709)
Game	26	Jan. 15, 2014 vs. VAN (9+17=26)
Period	18	Mar. 14, 2014 @ COL (second; 6+12=18)

MOST SHOTS

Season	2585	2005-06 (31.5 per-game average)
Game	56	Oct. 13, 2013 vs. OTT
First Period	24	Oct. 13, 2013 vs. OTT
Second Period	25	Dec. 31, 2013 vs. SJ
Third Period	26	Jan. 1, 1994 @ FLA
Overtime	11	Jan. 11, 2004 vs. CBJ

MOST POWER PLAY GOALS

Season	89	2006-07 (89-398, 22.4%)
Game	6	Jan. 15, 2014 vs. VAN
Period	3	Five times: Dec. 16, 1998 vs. NSH (second); Oct. 18, 2006 vs. DET (second); Mar. 29, 2007 @ CBJ (third); Mar. 22, 2009 vs PHX (third); Feb. 14 @ EDM (third); Jan. 15, 2014 vs. VAN (second)

MOST POWER PLAY OPPORTUNITIES

Season	480	2005-06 (87-480, 18.1%)
Game	13	Apr. 17, 2006 vs. CGY (3-13)
Period	6	Seven times: Mar. 4, 1994 vs. EDM (1-6; third); Dec. 8, 2001 @ CGY (0-6; third); Nov. 1, 2005 vs. NSH (2-6; second); Mar. 11, 2006 @ PHX (1-6; second); Apr. 17, 2006 vs. CGY (1-6; third); Nov. 17, 2006 vs. CHI (2-6; second); Jan. 5, 2007 vs. CBJ (1-6; second)

MOST SHORTHANDED GOALS

Season	13	1993-94
Game	3	Dec. 20, 1996 vs. CGY
Period	2	Dec. 20, 1996 vs. CGY (second)

MOST PENALTY MINUTES

Season	1843	1997-98 (22.5 per-game average)
Game	107	Dec. 8, 2001 @ CGY
Period	101	Dec. 8, 2001 @ CGY (third)

MOST STANDINGS POINTS

Season	116	2013-14 (54-20-8)
Month	23	Three times: Mar. 2006 (11-4-1); Nov. 2006 (10-2-3); Dec. 2013 (11-1-1)

MOST WINS

Season	54	2013-14 (54-20-8)
Month	11	Five times: Mar. 2006 (11-4-1); Mar. 2011 (11-3-0); Feb. 2013 (11-2-0) Dec. 2013 (11-1-1); Jan. 2014 (11-3-0)

RECORDS



MOST LOSSES

Season	46	1993-94 (33-46-5)
Month	10	Jan. 2001 (2-10-1-0)

MOST TIES (2003-04 was the last season the NHL had tie games)

Season	13	Three times: 1996-97; 1997-98; 1998-99
Month	4	Four times: Mar. 1997 (7-3-4); Oct. 1997 (5-4-4); Feb. 2000 (5-3-4); Dec. 2003 (3-7-4-1)

DUCKS TEAM LOWS

(season lows reflect full 80+ game seasons; 1994-95 and 2012-13 included only 48 games due to work stoppage)

FEWEST GOALS

Season	175	2001-02 (2.1 per-game average)
Game	0	Several times

FEWEST ASSISTS

Season	295	2001-02
Game	0	Several times

FEWEST POINTS (goals + assists)

Season	470	2001-02 (175-295=470)
Game	0	Several times

FEWEST SHOTS

Season	2123	2000-01 (25.9 per-game average)
Game	12	Two times: Oct. 22, 1996 @ PHI; Apr. 6, 1994 @ CGY
First Period	0	Dec. 27, 2000 @ DAL
Second Period	2	Six times, last: Oct. 3, 2009 @ SJ
Third Period	0	Two times: Mar. 21, 2008 @ SJ; Oct. 21, 2008 @ TOR
Overtime	0	Several times

FEWEST POWER PLAY GOALS

Season	43	2001-02
--------	----	---------

FEWEST POWER PLAY OPPORTUNITIES

Season	271	2011-12
Game	0	Three times: Mar. 28, 1999 vs. CGY; Mar. 28, 2012 vs. SJ; Mar. 8, 2013 vs. CGY

FEWEST SHORTHANDED GOALS

Season	4	Four times: 1999-00; 2001-02; 2006-07; 2011-12
--------	---	--

FEWEST PENALTY MINUTES

Season	894	2013-14 (10.9 per-game average)
Game	0	Five times: May 1, 1995 vs. STL; Oct. 15, 1999 @ TB; Mar. 2, 2000 @ VAN; Apr. 3, 2013 vs. DAL; Nov. 29, 2013 vs. CGY

FEWEST WINS

Season	25	2000-01 (25-41-11-5)
Month (minimum 5 GP)	1	Oct., 1996 (1-9-2)

FEWEST REGULATION LOSSES

Season	20	Two times: 2006-07 (48-20-14); 2013-14 (54-20-8)
Month (minimum 5 GP)	0	Two times: Apr. 1997 (3-0-2); Oct. 2006 (9-0-3)

FEWEST TIES (2003-04 was the last season the NHL had tie games)

Season	5	Two times: 1993-94 (33-46-5); 1994-95 (16-27-5)
Month	0	Several times

RECORDS

SINGLE GAME

EARLIEST GOALS SCORED

Earliest goal scored from the start of a game	0:08	Paul Kariya, Mar. 9, 1997 @ COL
Earliest two goals scored from the start of a game	1:53	R. Getzlaf (0:50) & E. Artyukhin (1:53), Jan. 19, 2010 vs. BUF
Earliest three goals scored from the start of a game	5:23	R. Getzlaf (0:50) & E. Artyukhin (1:53) & M. Brown (5:23), Jan. 19, 2010 vs. BUF
Earliest four goals scored from the start of a game	10:26	R. Getzlaf (0:50) & E. Artyukhin (1:53), M. Brown (5:23), & B. Ryan (10:26), Jan. 19, 2010 vs. BUF
Earliest five goals scored from the start of a game	14:45	S. Van Allen (1:27), P. Kariya (8:32), P. Douris (9:22), P. Kariya (13:51) & Douris (14:45), Oct. 29, 1995 vs. CGY
Earliest goal scored from the start of a 2nd period	0:13	Corey Perry, Dec. 20, 2006 vs. DAL Andrew Cogliano, Feb. 25, 2013 @ LA
Earliest goal scored from the start of a 3rd period	0:09	Bobby Dallas, Mar. 23, 1995 @ SJ
Earliest goal scored from the start of an overtime	0:10	Mike Ledac, Feb. 12, 2003 vs. CGY

EARLIEST GOALS GIVEN UP

Earliest goal against from the start of a game	0:09	Trevor Linden, Jan. 16, 1994 vs. VAN
Earliest two goals against from the start of a game	1:11	S. Doan (0:41) & J. Ylonen (1:11), Jan. 19, 2001 vs. PHX
Earliest three goals against from the start of a game	4:44	V. Zelepukin (1:55), C. Millen (4:08) & B. Guerin (4:44), Nov. 5, 1993 vs. NJ
Earliest four goals against from the start of a game	6:32	V. Zelepukin (1:55), C. Millen (4:08), B. Guerin (4:44) & T. Chorske (6:32), Nov. 5, 1993 vs. NJ
Earliest five goals against from the start of a game	8:05	V. Zelepukin (1:55), C. Millen (4:08), B. Guerin (4:44), T. Chorske (6:32) & B. Guerin (8:05), Nov. 5, 1993 vs. NJ
Earliest goal against from the start of a 2nd period	0:13	Mikael Granlund, Jan. 28, 2014 vs. MIN
Earliest goal against from the start of a 3rd period	0:05	Daymond Langkow, Apr. 11, 2006 @ CGY
Earliest goal against from the start of an overtime	0:14	Aaron Miller, Dec. 16, 2001 vs. LA

FASTEST GOALS SCORED (shortest time span between goals)

Fastest two goals scored	0:08	T. Selanne (5:44) & C. Kunitz (5:52), Nov. 30, 2005 vs. PHX
Fastest three goals scored	0:51	A. McDonald, D. Lambert & M. Chouinard, Dec. 23, 2001 @ PHX
Fastest four goals scored	3:30	M. Ferner, G. Valk, B. Houlder & J. Sacco, Feb. 26, 1994 @ QUE
Fastest five goals scored	8:45	D. Winnik, K. Palmieri, K. Palmieri, C. Perry & B. Lovejoy, Mar. 14, 2014 @ COL
Fastest six goals scored	16:03	D. Winnik, K. Palmieri, K. Palmieri, C. Perry, B. Lovejoy, & M. Perreault, Mar. 14, 2014 @ COL

FASTEST OPPONENT GOALS SCORED (shortest time span between goals)

Fastest two goals against	0:06	Twice: D. Bodger & L. Robitaille, Apr. 15, 1999 @ LA & D. Backes & A. McDonald, Oct. 11, 2010 @ STL
Fastest three goals against	1:21	A. Selivanov, R. Murray & A. Selivanov, Feb. 17, 1999 vs. EDM
Fastest four goals against	2:55	A. Mogilny, J. Beranek, A. Mogilny & A. Mogilny, Dec. 22, 1995 vs. VAN
Fastest five goals against	5:05	B. Shanahan, I. Laperriere, E. Tikkanen, K. Miller & E. Tikkanen, Jan. 31, 1995 @ STL
Fastest six goals against	18:30	J. Roenick, S. Doan, G. Adams, T. Letowski, G. Adams & S. Neckar, Dec. 22, 1999 vs. PHX

CONSECUTIVE GOALS

Most consecutive (unanswered) goals scored	7	Twice: Dec. 20, 1996 vs. CGY (7-0 final); Oct. 30, 2009 vs. VAN (7-2)
Most consecutive (unanswered) goals by opponent	8	Mar. 21, 2001 @ DAL (8-0 final)

SHOOTING PERCENTAGE

Highest shooting percentage	38.5%	Feb. 21, 2009 @ CBJ (5 goals on 13 shots)
Opponent's highest shooting percentage	43.8%	Nov. 15, 2006 vs. PHI (7 goals on 16 shots)

POWER PLAY PERCENTAGE

Highest power play percentage	100%	17 times (most: Jan. 19, 2013 @ VAN; Jan. 7, 2014 vs. BOS; (3-for-3))
Lowest power play percentage	0.0%	Several times (most chances w/o a PPG: 8, nine times)
Opponent's highest power play percentage	100%	13 times (most: Dec. 19, 1997 vs. PHX, 4-for-4)
Opponent's lowest power play percentage	0.0%	Several times (most chances w/o a PPG: 13, Feb. 27, 1998 @ EDM)

RECORDS



MARGIN OF VICTORY/DEFEAT

Largest Margin of Victory	8	Jan. 15, 2014 vs. VAN (9-1)
Largest Margin of Defeat	8	Mar. 21, 2001 @ DAL (8-0)

BIGGEST DIFFERENCES IN SHOTS/GOALS WITH WINS/LOSSES

Most shots in a loss	54	Mar. 27, 2009 vs. EDM (lost 5-3)
Fewest shots in a win	12	Twice: Jan. 10, 2010 @ CHI (won 3-1); Feb. 13, 2011 @ EDM (won 4-0)
Most goals in a loss	6	Twice: Oct. 31, 2008 vs. VAN (lost 7-6 in SO); Feb. 16, 2011 vs. WSH (lost 7-6)
Fewest goals in a win	1	24 times, last: Feb. 8, 2014 vs. STL

LARGEST DEFICITS/LEADS OVERCOME

Largest deficit overcome in a win	4 goals	Mar. 31, 2014 vs. WPG (trailed 4-0 at 17:44 of the second, won 5-4 in OT)
Largest deficit overcome in a tie	4 goals	Oct. 10, 1996 @ COL (trailed 6-2 at 10:43 of the third, tied 6-6)
Largest lead relinquished in a loss	3 goals	Eight times, last: Dec. 2, 2011 vs. PHI (led 3-0 at 6:31 of the second, lost 4-3 in OT)
Largest lead relinquished in a tie	4 goals	Jan. 7, 2000 @ CAR (led 4-0 at 17:33 of the second, tied 4-4)

MULTIPLE PLAYERS WITH POINTS IN ONE GAME

Most players with at least one point in a game	15	Jan. 15, 2014 vs. VAN
Most players with multiple-points in a game	8	Apr. 4, 2006 vs. VAN
Most players with three-or-more points in a game	4	Two times: Jan. 1, 1999 @ BUF (Selanne-5 pts., Olausson-4, Rucchin-4, Kariya-3); Nov. 3, 2007 @ PHX (Getzlaf-3, Perry-3, Pronger-3, Schneider-3)
Most players with four-or-more points in a game	3	Two times: Jan. 1, 1999 @ BUF (Selanne-5, Olausson-4, Rucchin-4); Nov. 19, 2006 vs. PHX (Selanne-5, Kunitz-4, McDonald-4)

SEASON

INDIVIDUAL

Most multiple-goal games	14	Teemu Selanne, 1997-98
Most hat tricks	3	Teemu Selanne, 1997-98; Corey Perry, 2010-11
Highest percentage of team's total goals	25.4%	Teemu Selanne, 1997-98 (scored 52 of team's 205 goals)
Most multiple-assist games	16	Teemu Selanne, 1996-97
Most multiple-point games	33	Paul Kariya, 1996-97
Most three-or-more point games	16	Teemu Selanne, 1998-99
Most four-or-more point games	4	Two times, Paul Kariya, 1999-00; Teemu Selanne, 1998-99
Most 30+ save games (goalies)	33	Guy Hebert, 1996-97
Most 40+ save games (goalies)	7	Guy Hebert, 1998-99

TEAM

Most four-or-more goal games	34	2005-06
Most five-or-more goal games	23	2013-14
Most shutouts	9	2002-03 (8 by J.S. Giguere, 1 by M. Gerber)
Fewest shutouts	2	1994-95 (both by Guy Hebert)
Most times shutout	11	1997-98
Fewest times shutout	1	1996-97
Most overtime games	23	2006-07 (9-4-10 record)

RECORDS

CAREER

Most multiple-goal games	90	Teemu Selanne, 1995-96 through 2000-01 & 2005-06 through 2013-14
Most hat tricks	13	Teemu Selanne, 1995-96 through 2000-01 & 2005-06 through 2013-14
Most multiple-assist games	119	Teemu Selanne, 1995-96 through 2000-01 & 2005-06 through 2013-14
Most multiple-point games	256	Teemu Selanne, 1995-96 through 2000-01 & 2005-06 through 2013-14
Most three-or-more point games	87	Teemu Selanne, 1995-96 through 2000-01 & 2005-06 through 2013-14
Most four-or-more point games	21	Teemu Selanne, 1995-96 through 2000-01 & 2005-06 through 2013-14
Most 30+ save games (goalies)	165	Guy Hebert, 1993-94 through 2000-01
Most 40+ save games (goalies)	23	Guy Hebert, 1993-94 through 2000-01
Most consecutive games played	276	Andy McDonald, Oct. 17, 2003-Dec. 12, 2007
Most seasons with the Ducks	15	Teemu Selanne, 1995-96 through 2000-01 & 2005-06 through 2013-14

OPPONENTS INDIVIDUAL RECORDS

MOST GOALS

Career	32	Brett Hull, STL, DAL, DET; Shane Doan, WPG, PHX
Season	10	Jonathan Cheechoo, SJ (2005-06)
Game	4	Three times: Owen Nolan, Dec. 19, 1995 vs. SJ; Joe Nieuwendyk, Mar. 13, 1998 @ DAL; Brett Hull, Mar. 21, 2001 @ DAL
Period	3	Six times: O. Nolan, Dec. 19, 1995 vs. SJ, (second); A. Mogilny, Dec. 22, 1995 vs. VAN (third); A. Selivanov, Feb. 17, 1999 vs. EDM (third); A. Cassels, Nov. 8, 2000 vs. VAN (second); I. Kovalchuk, Feb. 15, 2009 vs ATL (second); H. Zetterberg, Nov. 14, 2009 @ DET (third)

MOST ASSISTS

Career	55	Mike Modano, DAL, DET
Season	10	Igor Larionov, SJ (1993-94)
Game	4	11 times, last: Tomas Kaberle, Oct. 26, 2009 vs. TOR
Period	4	Adam Oates, Mar. 24, 1994 @ BOS (second)

MOST POINTS

Career	83	Mike Modano, DAL, DET (28-55=83)
Season	13	Jonathan Cheechoo, SJ, 2005-06 (10-3=13)
Game	6	Mike Modano, Feb. 1, 1995 @ DAL (2-4=6)
Period	4	Two times: Owen Nolan, Dec. 19, 1995 vs. SJ, (3-1=4; second) & Adam Oates, Mar. 24, 1994 @ BOS (0-4=4; second)

MOST POWER PLAY GOALS

Season	4	Jonathan Cheechoo, SJ (2005-06)
Game	3	Twice: Owen Nolan, Dec. 19, 1995 vs. SJ; Niklas Hagman, Oct. 26 vs. TOR
Period	3	Owen Nolan, Dec. 19, 1995 vs. SJ (second)

MOST SHORTHANDED GOALS

Season	2	Several times
Game	1	Many times
Period	1	Many times

MOST SHOTS

Season	34	Jonathan Cheechoo, SJ (2005-06)
Game	13	Tomas Plekanec, Oct. 25, 2013 @ MTL
Period	7	Two times: Dave Scatchard, Mar. 8, 2004 vs. NYI (first); Keith Tkachuk, Apr. 3, 1998 @ PHX (second)

MOST PENALTY MINUTES

Season	47	Craig Berube, CGY (2001-02)
Game	33	Craig Berube, Dec. 8, 2001 @ CGY (7 penalties)
Period	31	Craig Berube, Dec. 8, 2001 @ CGY (6 penalties; third)

HIGHEST PLUS/MINUS (+/-)

Game	+5	Several times
----------------	----	---------------



OPPONENTS GOALTENDER RECORDS

MOST GAMES PLAYED

Career	50	Evgeni Nabokov, SJ, NYI
--------	----	-------------------------

MOST MINUTES PLAYED

Career	2,945	Evgeni Nabokov, SJ, NYI
Season	443	Marty Turco, DAL (2005-06; 8 games)
Game	65	Many times

MOST WINS

Career	26	Evgeni Nabokov, SJ
Season	6	Mike Vernon, SJ (1997-98; 6-0-0)

MOST LOSSES

Career	19	Evgeni Nabokov, SJ, NYI
Season	5	Curtis Joseph, PHX (2006-07)

MOST TIES

Career	6	Felix Potvin, TOR, VAN, LA (15-3-6); Patrick Roy, MTL, COL (13-7-6)
Season	2	Several times

MOST SHUTOUTS

Career	10	Ed Belfour, CHI, SJ, DAL, TOR
Season	2	Eight times, last: Kari Lehtonen, DAL (2011-12)

MOST SAVES

Career	1218	Evgeni Nabokov, SJ, NYI
Season	207	Mathieu Garon, LA (2005-06; 7 games)
Game	47	Dominik Hasek, Jan. 10, 1997 vs. BUF (47-of-52; OT)
Period	24	John Vanbiesbrouck, Jan. 1, 1994 @ FLA (24-of-26; third)
Overtime	11	Marc Denis, Jan. 11, 2004 vs. CBJ (11-of-11)

MOST SHOTS FACED

Career	1329	Evgeni Nabokov, SJ, NYI
Season	207	Mathieu Garon, LA, 2005-06 (7 games)
Game	52	Dominik Hasek, Jan. 10, 1997 vs. BUF, OT (47-52)
Period	26	John Vanbiesbrouck, Jan. 1, 1994 @ FLA, 3rd (24-26)
Overtime	11	Marc Denis, Jan. 11, 2004 vs. CBJ (11-11)

MOST GOALS ALLOWED

Career	111	Evgeni Nabokov, SJ, NYI
Season	29	Mathieu Garon, LA (2005-06; 7 games)
Game	7	Four times, last: Dominik Hasek, Jan. 1, 1999 @ BUF
Period	5	Twice: Dwayne Roloson, Jan. 23, 2004 vs. MIN (third); Semyon Varlamov, Mar. 14, 2014 @ COL (second)

LOWEST GOALS-AGAINST AVERAGE (minimum 10 games played)

Career	1.88	Martin Brodeur, NJ (22 games)
Season (minimum 2 GP)	0.00	Jussi Markkanen, EDM (2002-03; 2 games)

HIGHEST GOALS-AGAINST AVERAGE (minimum 200 minutes played)

Career	5.06	Jeff Deslauriers, EDM (4 games)
Season (minimum 2 GP)	6.29	Alexander Auld, VAN (2005-06; 3 games)

RECORDS

OPPONENTS TEAM HIGHS

MOST GOALS

Game	9	Twice: Feb. 1, 1995 @ DAL; Feb. 19, 2011 @ STL
First Period	5	Two times: Nov. 5, 1993 vs. NJ; Nov. 15, 2006 vs. PHI
Second Period	5	Three times: Mar. 24, 1994 @ BOS, Jan. 31, 1995 @ STL; Apr. 1, 1998 vs. PHX
Third Period	5	Four times: Dec. 22, 1999 vs. PHX; Mar. 21, 2001 @ DAL; Nov. 14, 2009 @ DET; Nov. 26, 2013 @ DAL

MOST ASSISTS

Game	17	Feb. 1, 1995 @ DAL
Period	10	Nov. 15, 2006 vs. PHI

MOST POINTS (goals + assists)

Game	26	Feb. 1, 1995 @ DAL (9-17=26)
Period	15	Nov. 15, 2006 vs. PHI

MOST SHOTS

Game	57	Mar. 21, 2004 vs. DET
First Period	23	Three times: Dec. 27, 1995 @ LA; Dec. 22, 2000 @ DET; Mar. 21, 2004 vs. DET
Second Period	24	Feb. 3, 1995 vs. DET
Third Period	26	Mar. 2, 2014 vs. CAR
Overtime	10	Feb. 3, 2000 @ PHI

MOST POWER PLAY GOALS

Game	5	Oct. 26, 2009 vs. TOR (5-for-11)
Period	4	Dec. 14, 2007 @ MIN (4-for-4 in the second period)

MOST POWER PLAY OPPORTUNITIES

Game	13	Feb. 27, 1998 @ EDM (0-for-13)
Period	7	Two times: Dec. 2, 1993 @ LA (1-for-7); Dec. 8, 2000 @ MIN (0-for-7)

MOST SHORTHANDED GOALS

Game	3	Oct. 18, 1996 vs. SJ
Period	2	Four times: Feb. 1, 1995 @ DAL (second); Oct. 18, 1996 vs. SJ (third); Dec. 6, 2005 vs. CAR (second); Nov. 30, 2013 vs. SJ (second)

MOST PENALTY MINUTES

Game	202	Dec. 8, 2001 @ CGY
Period	190	Dec. 8, 2001 @ CGY (third)

OPPONENTS TEAM LOWS

FEWEST SHOTS

Game	11	Jan. 23, 2004 vs. MIN
First Period	0	Apr. 1, 2000 @ LA
Second Period	1	Mar. 27, 2007 vs. PHX
Third Period	0	Oct. 7, 2011 vs. BUF (Helsinki, Finland)
Overtime	0	Several times

FEWEST POWER PLAY OPPORTUNITIES

Game	0	11 times, last: Nov. 29, 2013 vs. CGY
------	---	---------------------------------------

FEWEST PENALTY MINUTES

Game	0	Two times: Mar. 8, 2013 vs. CGY; Nov. 29, 2013 vs. CGY
------	---	--



HONDA CENTER INDIVIDUAL HIGHS

MOST GOALS

Game	4	Owen Nolan, SJ, Dec. 19, 1995
Period	3	Several times; last; R. Getzlaf, vs. BUF, Nov. 8, 2013 (first)

MOST ASSISTS

Game	5	Three times, Teemu Selanne, ANA, Nov. 19, 2006 vs. PHX; Dmitri Mironov, ANA, Dec. 12, 1997 vs. WSH; Ryan Getzlaf, ANA, Oct. 29, 2008 vs. DET
Period	3	Several times, last: Dustin Penner, vs. BUF, Nov. 8, 2013 (first)

MOST POINTS

Game	5	Several times, last: Teemu Selanne, ANA, Mar. 28, 2011 vs. COL
Period	4	Twice: Owen Nolan, SJ, Dec. 19, 1995 (second); R. Getzlaf, vs. BUF, Nov. 8, 2013 (first)

MOST POWER PLAY GOALS

Game	3	Twice: Owen Nolan, SJ, Dec. 19, 1995; Niklas Hagman, TOR, Oct. 26, 2009
Period	3	Owen Nolan, SJ, Dec. 19, 1995 (second)

MOST SHORTHANDED GOALS

Game	2	Three times: DET vs. ANA, Oct. 15, 2007 (Pahlsson, O'Donnell) EDM vs. ANA, Feb. 10, 2010 (Potulny, Moreau); SJ vs. ANA, Nov. 30, 2013 (Couture, Marleau, second)
Period	2	Three Times: DET vs. ANA, Oct. 15, 2007 (Pahlsson, O'Donnell; third) EDM vs. ANA, Feb. 10, 2010 (Potulny, Moreau; second); SJ vs. ANA, Nov. 30, 2013 (Couture, Marleau, second)

MOST SHOTS

Game	12	Three times, all by Paul Kariya: Nov. 6, 1996 vs. MTL; Nov. 8, 1998 vs. DET; Mar. 10, 1999 vs. VAN
Period	9	Paul Kariya, Nov. 8, 1998 vs. DET (first)

MOST PENALTY MINUTES

Game	37	Todd Ewen, Feb. 25, 1996 vs. SJ
Period	29	Garrett Burnett, Apr. 4, 2004 vs. CGY

HIGHEST PLUS/MINUS (+/-)

Game	+5	Several times, last: Bryan Allen & Sami Vatanen, ANA, Oct. 10, 2013 vs. NYR
------	----	---

HIGHEST SHOOTING PERCENTAGE

Game	100.0	Several times
------	-------	---------------

MOST SAVES (goaltenders)

Game	51	Twice: Jean-Sebastien Giguere, Mar. 21, 2004 vs. DET (51-for-57); Dwayne Roloson, Mar. 27, 2009 vs. EDM (51-for-54)
Period	24	Twice: Steve Mason, Nov. 19, 2011 vs. CBJ (24-for-25; third); Frederik Andersen, Mar. 2, 2014, vs. CAR (24-for-26, third)
Overtime	11	Marc Denis, CBJ, Jan. 11, 2004 (11-of-11)

MOST SHOTS FACED (goaltenders)

Game	57	Jean-Sebastien Giguere, Mar. 21, 2004 vs. DET (51-of-57)
Period	26	Frederik Andersen, Mar. 2, 2014, vs. CAR (24-for-26, third)
Overtime	11	Marc Denis, CBJ, Jan. 11, 2004 (11-of-11)

MOST GOALS ALLOWED (goaltenders)

Game	7	Seven times, last: Curtis McElhinney, Feb. 16, 2011 vs. WSH
Period	5	Four times, last: Jean-Sebastien Giguere, Nov. 15, 2006 vs. PHI, (first); Dwayne Roloson, MIN, Jan. 23, 2004 (third); Dominic Roussel, Dec. 22, 1999 vs. PHX (third); Mikhail Shtalenkov, Apr. 1, 1998 vs. PHX (second)

RECORDS

TWO-TEAM SINGLE-GAME HIGHS & LOWS

MOST GOALS

Game	14	ANA (8) vs. DET (6), Mar. 21, 2004
Period	7	Four times: SJ (4) vs. ANA (3), Dec. 19, 1995 (second); PHI (5) vs. ANA (2), Nov. 15, 2006 (first); VAN (4) vs. ANA (3), Oct. 31, 2008 (second); ANA (3) @ STL (4), Feb. 19, 2011 (first)

MOST SHOTS

Game	87	Twice: ANA (30) vs. DET (57), Mar. 21, 2004; ANA (56) vs. OTT (31), Oct. 13, 2013
Period	37	WPG (20) @ ANA (17), Oct. 22, 1995 (first)
Overtime	12	ANA (11) vs. CBJ (1), Jan. 11, 2004

MOST POWER PLAY GOALS

Game	7	VAN (1) vs. ANA (6), Jan. 15, 2014
Period	4	Four times: SJ (3) vs. ANA (1), Dec. 19, 1995 (second); ANA (1) @ MIN (3), Dec. 31, 2006 (second); MIN (4) vs. ANA (0), Dec. 14, 2007 (second); VAN (1) vs. ANA (3), Jan. 15, 2014 (second)

MOST POWER PLAY OPPORTUNITIES

Game	21	ANA (13) vs. CGY (8), Apr. 17, 2006
Period	9	Four times: ANA (3) @ LA (6), Dec. 2, 1993 (first); ANA (4) @ NYR (5), Nov. 25, 2001 (second); ANA (6) vs. NSH (3), Nov. 1, 2005 (second); ANA (3) vs. CGY (6), Apr. 17, 2006 (second)

MOST SHORTHANDED GOALS

Game	4	ANA (2) @ DAL (2), Feb. 1, 1995
Period	2	Eight times, last: SJ (2) @ ANA (0), Nov. 30, 2013 (second)

MOST PENALTY MINUTES

Game	309	ANA (107) @ CGY (202), Dec. 8, 2001
Period	291	ANA (101) @ CGY (190), Dec. 8, 2001, (third)

FEWEST GOALS

Game	1	Many times
------	---	------------

FEWEST SHOTS

Game	29	ANA (15) @ SJ (14), Nov. 27, 1993
Period	7	Four times: ANA (4) @ OTT (3), Dec. 28, 1998 (first); BUF (4) vs. ANA (3), Jan. 16, 2002 (third); OTT (6) vs. ANA (1), Mar. 10, 2002 (third); ANA (1) @ LA (6), Apr. 13, 2013 (first)
Overtime	1	Many times

FEWEST POWER PLAY OPPORTUNITIES

Game	1	Three times, last: DAL (0-0) @ ANA (1-1), Apr. 3, 2013
------	---	--

FEWEST PENALTY MINUTES

Game	2	Two times: STL (2) @ ANA (0), May 1, 1995; DAL (2) @ ANA (0), Apr. 3, 2013
------	---	--



REAL-TIME RECORDS

(officially kept since start of 1998-99 season)

TIME ON ICE

Game	35:51	Scott Niedermayer, Jan. 9, 2007 @ NSH
Season Avg.	27:30	Scott Niedermayer, 2006-07

SHIFTS

Game	40	Oleg Tverdovsky, Apr. 4, 2001 @ COL
Season Avg.	29.3	Cam Fowler, 2013-14

TOTAL HITS

Game	14	Brett Festerling, Dec. 31, 2009 @ DAL
Season	286	Vitaly Vishnevski, 2000-01
Career	1147	Ryan Getzlaf

BLOCKED SHOTS

Game	11	Francois Beauchemin, Jan. 11, 2014 vs. PHX
Season	194	Francois Beauchemin, 2011-12
Career	749	Francois Beauchemin

FACEOFF WIN PERCENTAGE

Game (min. 10 faceoffs)	92.9	Todd Marchant, Jan. 19, 2006 @ OTT (won 13-of-14 faceoffs)
Season (min. 300 faceoffs)	60.9	Marc Chouinard, 2000-01
Career (min. 1500 faceoffs)	56.5	Sergei Fedorov

TOTAL FACEOFF WINS

Game	26	Steve Rucchin, Mar. 26, 2000 vs. PHX (won 26-of-41 faceoffs)
Season	1066	Steve Rucchin, 1999-00
Career	4546	Ryan Getzlaf

TOTAL FACEOFFS TAKEN

Game	42	Steve Rucchin, Oct. 28, 1998 vs. TB (24 faceoff wins)
Season	1996	Steve Rucchin, 1999-00
Career	9513	Ryan Getzlaf



— PLAYOFFS —



2014 DUCKS PLAYOFF STATS

POS	NO.	Player	GP	AVG		G	A	P +/-	PIM	PP	SH	GW	S	5%
				TOI										
C	15	RYAN GETZLAF	12	21:25	4	11	15	-2	10	1	0	0	32	12.5
R	10	COREY PERRY	13	19:41	4	7	11	-2	19	2	0	0	38	10.5
C	13	NICK BONINO	13	17:44	4	4	8	+3	8	1	0	1	22	18.2
L	62	*PATRICK MAROON	13	13:03	2	5	7	-2	38	1	0	0	21	9.5
C	7	ANDREW COGLIANO	13	14:53	1	6	7	-2	8	0	1	1	17	5.9
R	8	TEEMU SELANNE	12	12:17	2	4	6	-2	4	1	0	0	24	8.3
R	77	DEVANTE SMITH-PELLY	12	14:41	5	0	5	-1	24	2	0	1	26	19.2
C	22	MATHIEU PERREAULT	11	12:36	2	3	5	-4	18	2	0	1	15	13.3
L	39	MATT BELESKEY	5	14:33	2	2	4	0	8	1	0	1	13	15.4
D	23	FRANCOIS BEAUQUEMIN	13	23:57	0	4	4	-4	2	0	0	0	15	0.0
D	4	CAM FOWLER	13	23:51	0	4	4	+2	4	0	0	0	20	0.0
R	21	KYLE PALMIERI	9	10:12	3	0	3	+1	14	0	0	0	12	25.0
D	6	BEN LOVEJOY	13	19:38	2	0	2	+1	8	0	0	1	13	15.4
R	33	JAKOB SILFVERBERG	13	14:55	2	0	2	-3	4	0	0	1	17	11.8
C	67	*RICKARD RAKELL	4	10:58	1	1	2	-2	0	1	0	0	2	50.0
D	47	*HAMPUS LINDHOLM	11	18:09	0	2	2	-2	0	0	0	0	6	0.0
D	55	BRYAN ALLEN	13	18:20	1	0	1	-4	28	0	0	0	9	11.1
C	11	SAKU KOIVU	13	12:44	0	1	1	-3	8	0	0	0	5	0.0
L	34	DANIEL WINNIK	9	13:36	0	1	1	+1	2	0	0	0	11	0.0
D	45	*SAMI VATANEN	5	20:14	0	1	1	-2	0	0	0	0	10	0.0
D	5	LUCA SBISA	2	14:20	0	1	1	-2	5	0	0	0	3	0.0
D	28	MARK FISTRIC	5	13:25	0	0	0	-1	6	0	0	0	4	0.0
D	19	STEPHANE ROBIDAS	3	15:51	0	0	0	0	2	0	0	0	4	0.0
R	65	EMERSON ETEM	4	10:21	0	0	0	0	12	0	0	0	9	0.0

NO.	PLAYER	GPI	MIN	AVG	W	L	OT	SO	GA	SA	SV%	G	A	PIM
31	*Frederik Andersen	7	368	3.10	3	2	0	0	19	189	.899	0	0	0
1	Jonas Hiller	6	219	2.19	2	2	1	0	8	85	.906	0	0	0
36	*John Gibson	4	200	2.70	2	2	0	1	9	111	.919	0	0	0
ANA GOALTENDING TOTALS		13	794	2.79	7	6	1	1	37	386	.904	0	0	0

*=ROOKIE

The Anaheim Ducks entered the 2014 Stanley Cup Playoffs as the top seed in the Western Conference, having posted a franchise-best record of 54-20-8 during the regular season...the Ducks set season records for standings points (116), wins (54) and win/points percentage (.707), and led the league in goals (263) for the first time in club history (excluding shootout tallies)...Anaheim faced Dallas in the First Round of the Stanley Cup Playoffs for the third time and the first since 2008...the Ducks defeated the Stars, 4-2, for their first postseason series win since 2009...in the Second Round, Anaheim and Los Angeles met for the first time in the playoffs, marking the first ever postseason series between two major local teams...the series went a full seven games with the Ducks eventually falling on May 16 at Honda Center...**Ryan Getzlaf** led the team in playoff scoring (4-11=15) and assists, and **Devante Smith-Pelly** paced the club in goals (5)...among NHL rookies, **Patrick Maroon** ranked sixth in assists (5) and tied for sixth in scoring (2-5=7) and goals...**John Gibson** (20 years and 300 days) became the youngest goalie in NHL history to record a shutout in his playoff debut after stopping all 28 shots in a 2-0, Game 4 win on May 10 at Los Angeles...Gibson was only the sixth NHL goaltender in the last 60 years to post a shutout in his first Stanley Cup Playoff game, the first since Jonas Hiller did so for the Ducks on Apr. 16, 2009 at San Jose.

2014 DUCKS PLAYOFF NOTES



WESTERN CONFERENCE FIRST ROUND

GAME 1 (APRIL 16, 2014) - ANAHEIM 4 VS. DALLAS 3

The Anaheim Ducks opened their 2014 Stanley Cup Playoff First Round series against the Dallas Stars with a 4-3 victory before 17,294 at Honda Center... Anaheim won its second consecutive playoff series opener and improved to 11-9 in all-time Game 1s... at 24 years and 196 days, **Frederik Andersen** became the third rookie goaltender in club history to play in a playoff game (Tom Askey in 1999 and Ilya Bryzgalov in 2006), and the first rookie goaltender to win his playoff debut after stopping 32-of-35 shots... **Ryan Getzlaf** (1-1=2), **Matt Beleskey** (1-1=2) and **Francois Beauchemin** (0-2=2) co-led the team in scoring, as Getzlaf recorded his 19th career multi-point game, Beleskey posted his first career multi-point game and Beauchemin passed Rob Niedermayer for seventh in all-time playoff points as a Duck (28)... **Kyle Palmieri** and **Mathieu Perreault** also scored for Anaheim, which had nine players on the scoresheet.

PP: 2-5 PK: 1-5 SF: 35 SA: 35

TOI: Beauchemin (22:18)

Three Stars: 1. Bonino 2. Seguin 3. Getzlaf

GAME 2 (APRIL 18, 2014) - ANAHEIM 3 VS. DALLAS 2

Anaheim took a two-game series lead over the Dallas Stars with a 3-2 victory in front of 17,426 at Honda Center... one game removed from suffering deep facial lacerations from being struck by a puck, **Ryan Getzlaf** led all skaters with his second consecutive multi-point game (1-1=2) and finished with a +3 rating... linemate **Corey Perry** scored his first playoff goal since Game 4 of the 2011 CQF on Apr. 20 @ NSH, while **Andrew Cogliano** became the sixth Duck in club history to score a SHG in the postseason, which also marked his first career Stanley Cup Playoff goal and served as the game-winner... making his second career postseason start, **Frederik Anderson** turned away 34-of-36 shots for his second straight win.

PP: 0-3 PK: 1-6 SF: 19 SA: 36

TOI: Fowler (22:02)

Three Stars: 1. Getzlaf 2. Perry 3. Fowler

GAME 3 (APRIL 21, 2014) - ANAHEIM 0 @ DALLAS 3

The Ducks suffered their first postseason shutout loss since 2008 with a 3-0 setback to the Dallas Stars at American Airlines Center... **Frederik Andersen** suffered his first career playoff loss after stopping 19-of-22 shots... **Corey Perry** appeared in his 64th career playoff game to match **Samuel Pahlsson** (64) for fifth in all-time Ducks postseason appearances, while **Devante Smith-Pelly** recorded a game-high 10 hits, the most by a Duck in the playoffs since 2006.

PP: 0-5 PK: 0-3 SF: 37 SA: 22

TOI: Beauchemin (27:08)

Three Stars: 1. Lehtonen 2. Ja. Benn 3. Daley

GAME 4 (APRIL 23, 2014) - ANAHEIM 2 @ DALLAS 4

Anaheim jumped out to a two-goal advantage in the first period, but Dallas responded with two goals in the second and another two in the third for a 4-2 win at American Airlines Center... the victory by the Stars marked the fourth consecutive win by the home team in this series... **Bryan Allen** and **Patrick Maroon** each scored their first career playoff goals, while **Cam Fowler**, **Andrew Cogliano** and **Mathieu Perreault** recorded their first assists of the postseason... **Frederik Andersen** stopped 21-of-25 shots before being relieved by **Jonas Hiller**, who stopped one shot in 10:34 TOI... **Corey Perry** appeared in his 65th career playoff game to surpass **Samuel Pahlsson** for fifth in all-time Ducks games played.

PP: 0-3 PK: 0-3 SF: 23 SA: 26

TOI: Beauchemin (27:14)

Three Stars: 1. Goligoski 2. Fiddler 3. Eakin

GAME 5 (APRIL 25, 2014) - ANAHEIM 6 VS. DALLAS 2

The Ducks scored a playoff-record four power-play goals en route to a 6-2 victory over the Dallas Stars in Game 5 of the First Round series... the six Anaheim goals also tied a club single-game playoff record, accomplished three previous times... with a career-tying 1-2=3 points, **Ryan Getzlaf** surpassed **Teemu Selanne** to become the club's all-time leading scorer in the postseason (24-42=66)... **Corey Perry** (1-2=3) tied playoff career highs in points and assists, while **Richard Rakell** became the first Anaheim player to record his first career NHL goal in the postseason... **Mathieu Perreault** (1-1=2), **Nick Bonino** (1-0=1) and **Jakob Silfverberg** also scored for Anaheim, which took a 3-2 lead in the best-of-seven series... **Frederik Andersen** made his fifth straight start, stopping 34-of-36 shots for his third career Stanley Cup Playoffs victory.

PP: 4-6 PK: 0-7 SF: 23 SA: 36

TOI: Beauchemin (25:14)

Three Stars: 1. Getzlaf 2. Perry 3. Perreault

GAME 6 (APRIL 27, 2014) - ANAHEIM 5 VS. DALLAS 4 OT

The Ducks advanced to the Second Round of the 2014 Stanley Cup Playoffs with a 5-4 overtime victory on Apr. 27 @ DAL... Anaheim became the fifth NHL team since 1977 to rally from a multiple-goal deficit in the final 2:10 of regulation to win a playoff game with a **Nick Bonino** goal at 17:50 of the third period and a **Devante Smith-Pelly** tally with 24 seconds remaining in regulation... Bonino completed the comeback with his second career OT goal at 2:47 of the extra frame... Bonino joined **Scott Niedermayer**, **Paul Kariya** and **Petr Sykora** as the only Ducks players to have two OT goals in Ducks postseason history and the third Duck to end a playoff series in overtime (Keith Carney, 2003 vs. DET; Scott Niedermayer, 2007 vs. VAN)... the win marked just the third time in franchise history where two Ducks players had multi-goal performances in a single playoff game (Smith-Pelly, Bonino)... **Smith-Pelly** (21 years and 317 days) also became the youngest Ducks player to record a multi-goal game in the postseason... Jonas Hiller stopped 12-of-12 shots to become the first goalie in Ducks history to win a playoff game in relief.

PP: 1-5 PK: 1-4 SF: 30 SA: 24

TOI: Fowler (28:13)

Three Stars: 1. Bonino 2. Daley 3. Hiller

2014 DUCKS PLAYOFF NOTES

WESTERN CONFERENCE SECOND ROUND

GAME 1 (MAY 3, 2014) - ANAHEIM 2 VS. LOS ANGELES 3 OT

The first ever playoff series between two Southern California teams (NHL, NFL, MLB, NBA) opened with a 3-2 comeback win by Los Angeles over Anaheim at Honda Center... the Ducks suffered their first loss in the last seven home games after allowing the game-tying goal with seven seconds remaining in regulation and the game winner at 12:07 of overtime... **Teemu Selanne** became the third-oldest player to score a goal in the postseason, joining DET's Chris Chelios (45 years, 86 days on Apr. 21, 2007 vs. CGY) and HFD's Gordie Howe (52 years, 9 days on Apr. 9, 1980 @ MTL)... **Ryan Getzlaf** recorded his fourth multi-point game (0-2=2) of the playoffs and moved ahead of Selanne (67) for the all-time franchise lead in playoff scoring (68)... **Matt Beleskey** also scored for Anaheim, his second of the playoffs and fourth of his career... **Jonas Hiller** turned away 33-of-36 shots in the setback.

PP: 0-4 PK: 1-4 SF: 35 SA: 36

TOI: Beauchemin (28:31)

Three Stars: 1. Gaborik 2. Selanne 3. Quick

GAME 2 (MAY 5, 2014) - ANAHEIM 1 VS. LOS ANGELES 3

Anaheim tied its 2014 playoff high in shots and earned its first PPG of the Second Round but eventually fell to Los Angeles, 3-1, in Game 2 at Honda Center... the Ducks were held to only one goal despite outshooting the Kings (37-17)... **Patrick Maroon** earned Anaheim's lone tally, recording his first career Stanley Cup Playoff PPG at 9:40 of the first period... **Ryan Getzlaf** earned his team-leading seventh assist of the postseason on the Maroon goal, as did **Cam Fowler** (fourth)... **Jonas Hiller** got his second consecutive start in net, turning away 14-of-16 shots.

PP: 1-4 PK: 0-3 SF: 37 SA: 17

TOI: Beauchemin (24:19)

Three Stars: 1. Quick 2. Martinez 3. Maroon

GAME 3 (MAY 8, 2014) - ANAHEIM 3 @ LOS ANGELES 2

The Ducks earned their first win of their Second Round series against the Los Angeles Kings with a 3-2 victory in Game 3 at Staples Center... the win cut the Kings' series lead to 2-1 and gave the Ducks their third consecutive victory at Staples Center dating to the regular season... **Corey Perry** opened the scoring on the power play at 4:06 of the first period, marking his first goal of the series and third of the playoffs... **Teemu Selanne**, who scored his second goal of the postseason on the power play at 15:10 of the second, became the oldest player in NHL history to score multiple goals in a single playoff campaign... **Ben Lovejoy** collected the game-winner at 17:05 of the third, marking his second goal of the playoffs... **Patrick Maroon** earned his fifth assist on Perry's goal to extend his point streak to six games, the longest by an NHL rookie in the playoffs since the Kings' Warren Rychel (six games)... **Jonas Hiller** earned the win in relief, stopping 7-of-8 shots in the final 10 minutes of regulation... **Frederik Andersen** got the start, turning away 22-of-23 shots before leaving in the third with a lower-body injury.

PP: 2-2 PK: 1-1 SF: 22 SA: 31

TOI: Beauchemin (22:42)

Three Stars: 1. Selanne 2. Carter 3. Vatanen

GAME 4 (MAY 10, 2014) - ANAHEIM 2 @ LOS ANGELES 0

Anaheim evened its Second Round series vs. the Los Angeles Kings with a 2-0 shutout victory in Game 4 at Staples Center, deadlocking the seven-game set at two games apiece... **John Gibson** (20 years, 330 days) became the youngest goaltender in NHL history to record a shutout in his playoff debut, stopping all 28 shots... Gibson was also the youngest goalie to start a playoff game since CB's Steve Mason (20 years and 329 days) on Apr. 23, 2009 vs. DET and the youngest to win a playoff game since MTL's Carey Price (20 years and 238 days) on Apr. 24, 2008 vs. PHI... **Ryan Getzlaf** recorded his fifth multi-point game of the playoffs (1-1=2), tying him for the NHL postseason lead... **Corey Perry** also earned his third multi-point game (0-2=2) to help Anaheim earn the fourth consecutive win by the road team in the series.

PP: 1-3 PK: 0-4 SF: 14 SA: 28

TOI: Fowler (23:06)

Three Stars: 1. Gibson 2. Perry 3. Fowler

GAME 5 (MAY 12, 2014) - ANAHEIM 4 VS. LOS ANGELES 3

The Ducks took a 3-2 lead in the best-of-seven series against the Los Angeles Kings with a 4-3 victory in Game 5 at Honda Center... Anaheim snapped a four-game winning streak by the road team in the series and won its third consecutive game over the Kings... **Devante Smith-Pelly** scored a game-high two goals (2-0=2) for his second multi-goal game of the playoffs... **Ryan Getzlaf** extended his point/assist streak to five straight games (1-6=7) with his 10th assist of the postseason, while **Nick Bonino** (4) and **Jakob Silfverberg** (2) also scored for the Ducks... making his second career playoff start, **John Gibson** turned away 39-of-42 shots for his second straight win.

PP: 1-3 PK: 1-3 SF: 24 SA: 42

TOI: Beauchemin (22:34)

Three Stars: 1. Smith-Pelly 2. Gaborik 3. Gibson

GAME 6 (MAY 14, 2014) - ANAHEIM 1 @ LOS ANGELES 2

Anaheim dropped a 2-1 decision to the Los Angeles Kings in Game 6 at Staples Center, evening the Second Round series at three games apiece... **Kyle Palmieri** scored the Ducks' lone goal at 15:42 of the second period, his second of the playoffs... **Nick Bonino** earned the lone assist on the Palmieri tally, marking his third point in the last four games... **John Gibson** suffered his first career NHL loss (regular or postseason) after stopping 21-of-23 shots.

PP: 0-5 PK: 0-4 SF: 22 SA: 23

TOI: Fowler (25:06)

Three Stars: 1. Kopitar 2. Beauchemin 3. Muzzini

GAME 7 (MAY 16, 2014) - ANAHEIM 2 @ LOS ANGELES 6

The Ducks were eliminated from the Stanley Cup Playoffs with a 6-2 loss to Los Angeles in Game 7 of the Second Round... **Kyle Palmieri** and **Corey Perry** scored for Anaheim, which received single assists from **Andrew Cogliano**, **Nick Bonino**, **Ryan Getzlaf** and **Hampus Lindholm**... Perry also received his first career playoff penalty shot, an unsuccessful attempt vs. Jonathan Quick... in his final NHL game, **Teemu Selanne** recorded three shots with three hits in 14:02 TOI.

PP: 0-3 PK: 2-5 SF: 27 SA: 30

TOI: Fowler (25:42)

Three Stars: 1. Richards 2. Quick 3. Williams

2013 DUCKS PLAYOFF STATS



POS	NO.	Player	AVG										
			GP	TOI	G	A	P +/-	PIM	PP	SH	GW	S	S%
C	15	RYAN GETZLAF	7	21:27	3	3	6 +2	6	1	1	0	15	20.0
D	23	FRANCOIS BEAUCHEMIN	7	25:22	2	4	6 -2	4	1	0	0	13	15.4
R	65	*EMERSON ETEM	7	12:50	3	2	5 +4	2	0	0	0	12	25.0
R	51	KYLE PALMIERI	7	10:34	3	2	5 +5	4	0	0	0	11	27.3
C	13	NICK BONINO	7	16:37	3	1	4 +2	4	2	0	2	16	18.8
L	9	BOBBY RYAN	7	16:17	2	2	4 +1	0	0	0	0	15	13.3
L	39	MATT BELESKEY	7	11:01	2	1	3 +1	2	1	0	0	13	15.4
R	8	TEEMU SELANNE	7	13:59	1	2	3 +1	6	1	0	1	16	6.3
C	11	SAKU KOIVU	7	17:52	1	2	3 -4	6	1	0	0	6	16.7
D	4	CAM FOWLER	7	22:44	0	3	3 +3	0	0	0	0	9	0.0
C	20	DAVID STECKEL	7	9:46	1	1	2 +1	0	0	0	0	7	14.3
R	10	COREY PERRY	7	20:20	0	2	2 0	4	0	0	0	24	0.0
D	6	BEN LOVEJOY	7	21:05	0	2	2 +4	0	0	0	0	13	0.0
C	7	ANDREW COGLIANO	7	15:46	0	1	1 -3	4	0	0	0	11	0.0
D	55	BRYAN ALLEN	7	17:22	0	1	1 +1	2	0	0	0	5	0.0
C	34	DANIEL WINNIK	7	15:04	0	1	1 -4	7	0	0	0	22	0.0
D	44	SHELDON SOURAY	6	19:31	0	1	1 -2	4	0	0	0	13	0.0
D	5	LUCA SBISA	5	21:25	0	0	0 -2	4	0	0	0	3	0.0
D	32	TONI LYDMAN	3	15:08	0	0	0 +1	0	0	0	0	1	0.0

NO.	PLAYER	GPI	MIN	AVG	W	L	EN	SO	GA	SA	SV%	G	A	PIM
1	JONAS HILLER	7	439	2.46	3	4	0	1	18	218	.917	0	1	0
ANA GOALTENDING TOTALS		7	439	2.46	3	4	0	1	18	218	.917	0	1	0

* Rookie

The Anaheim Ducks finished the 2012-13 regular season with a 30-12-6 record (66 pts.), winning their second Pacific Division title in franchise history...the Ducks compiled the best winning percentage in club history (.688), besting the 2007 club (48-20-14, .671)... Anaheim finished second in the Western Conference and third overall in the NHL, behind only Chicago and Pittsburgh...the club's third-place finish in the overall league standings was the highest in club history...the Ducks met the Detroit Red Wings for the sixth time in the Stanley Cup Playoffs and the first since 2009...the series stretched to seven games, where the Red Wings pulled out a 3-2 win in Game 7 to advance to the Western Conference Semifinals...four of the seven games went to overtime, a first for both franchises in a single playoff series...**Ryan Getzlaf** (3-3=6) and **Francois Beauchemin** (2-4=6) co-led the Ducks in scoring, while **Jonas Hiller** started all seven games of the Western Conference Quarterfinal series...rookie **Emerson Etem** (3-2=5) finished tied for third on the club in scoring and was the youngest Duck to ever score in a Game 7 on May 12 at Honda Center.

2013 DUCKS PLAYOFF NOTES

WESTERN CONFERENCE QUARTERFINALS

GAME 1 (APRIL 30, 2013) - ANAHEIM 3 VS. DETROIT 1

The Anaheim Ducks opened their 2013 Western Conference Quarterfinal series against the Detroit Red Wings with a 3-1 victory before 17,200 at Honda Center...**Teemu Selanne** scored his 10th career playoff GWG, becoming the second-oldest player to score a GWG in Stanley Cup Playoff history with his power-play marker at 1:29 of the third period...**Nick Bonino** earned the first goal of the series with a PPG tally at 10:24 of the first before Daniel Cleary tied the score with less than four minutes remaining in the opening frame...following Selanne's marker, **Francois Beauchemin** added an empty netter for his ninth career playoff goal, becoming the club's all-time leader among defensemen...**Cam Fowler**, **Ben Lovejoy**, **Ryan Getzlaf**, **Daniel Winnik** and **Matt Beleskey** each earned single assists in the winning cause...**Jonas Hiller** stopped 21-of-22 shots for his eighth career postseason win.

PP: 2-4 PK: 1-4 SF: 27 SA: 22

TOI: Beauchemin (25:28)

Three Stars: 1. Selanne 2. Hiller 3. Koivu

GAME 2 (MAY 2, 2013) - ANAHEIM 4 VS. DETROIT 5 OT

The Ducks erased a three-goal deficit in the third period to tie the game and force OT, but the Red Wings began the extra frame on the power play and center Gustav Nyquist scored just 1:21 into the period to tie the series at one game apiece...after jumping out to a 3-0 lead, the Ducks cut the deficit to two goals with a **Saku Koivu** PPG at 10:53 of the second period (**Teemu Selanne** and **Francois Beauchemin** with the assists)...as the Red Wings scored again just 20 seconds into the third period, the Ducks scored three goals within a 10-minute span to tie the game...**Ryan Getzlaf's** even-strength goal came at 7:50 of the third (**Kyle Palmieri** and **Bryan Allen** with the helpers), while Palmieri scored his first career playoff goal at 12:31 (also even strength)...assists were picked up by **Nick Bonino** (first career playoff assist) and **Bobby Ryan**...with 2:22 remaining in the game, Ryan scored another goal to tie it at 4-4...**Cam Fowler** and Koivu notched the assists...**Jonas Hiller** recorded the loss, stopping 27-of-32 shots in the contest.

PP: 1-5 PK: 3-6 SF: 32 SA: 32

TOI: Beauchemin (28:55)

Three Stars: 1. Nyquist 2. Ryan 3. Palmieri

GAME 3 (MAY 4, 2013) - ANAHEIM 4 @ DETROIT 0

Anaheim took a 2-1 lead in the Western Conference Quarterfinals vs. Detroit with a 4-0 shutout victory in Game 3 at Joe Louis Arena...it marked Anaheim's first playoff shutout in 28 games vs. the Red Wings and second all-time at Detroit including regular season play (last: Mar. 30, 1997; 1-0 OT)...**Ryan Getzlaf** led all skaters with 1-1=2 points, including his second career SHG at 6:33 of the third period...**Nick Bonino** opened the scoring with a PPG at 15:29 of the second period, his second of the playoffs...less than two minutes after the Getzlaf SHG, **Emerson Etem** earned the first of his NHL career, becoming the 11th rookie to collect his first NHL playoff goal in a Ducks uniform...**Matt Beleskey** rounded out the scoring with a PPG at 13:34 of the third...**Teemu Selanne**, **Bobby Ryan**, **Corey Perry** and **Saku Koivu** each picked up single assists in the winning effort...**Jonas Hiller** turned away all 23 shots faced for his third career postseason shutout.

PP: 2-6 PK: 0-6 SF: 29 SA: 23

TOI: Beauchemin (24:24)

Three Stars: 1. Getzlaf 2. Hiller 3. Etem

GAME 4 (MAY 6, 2013) - ANAHEIM 2 @ DETROIT 3 OT

The Ducks held the Red Wings scoreless through 41 minutes of play, but Detroit answered the call twice in the third period and eventually scored the game-winner in overtime to bring the series to a 2-2 tie...**Matt Beleskey** scored his second goal of the postseason at 5:07 of the first period...**Andrew Cogliano** picked up his first career playoff point on the goal...after Detroit's Brendan Smith ended the club's shutout streak of 101:18 at 1:18 of the third, **David Steckel** scored his first of the 2013 playoffs at 10:40 of the third with helpers from **Kyle Palmieri** and **Emerson Etem**...Pavel Datsyuk scored the game-tying goal at 13:27 of the third and Damien Brunner scored the OT-winner at 15:10 into the extra frame...**Jonas Hiller** made 46 saves in the contest, the second-most of his playoff career.

PP: 0-3 PK: 0-1 SF: 33 SA: 49

TOI: Beauchemin (26:53)

Three Stars: 1. Brunner 2. Datsyuk 3. Howard

GAME 5 (MAY 8, 2013) - ANAHEIM 3 VS. DETROIT 2 OT

The Ducks took a 3-2 series lead with a dramatic 3-2 overtime win in Game 5 at Honda Center...the club remained in the game by scoring the tying goal twice in the contest to force overtime...**Nick Bonino** went on to score his first career OT goal just 1:54 into the extra frame...**Ben Lovejoy** picked up the lone assist on the winning goal...**Kyle Palmieri** notched his second of the postseason at 17:41 of the first to tie the game at 1-1...**David Steckel** collected his first assist of the postseason on the goal...with Detroit scoring the go-ahead goal at 10:08 of the second (M. Samuelsson), **Ryan Getzlaf** scored on the power play at 19:28 of the second to tie the game again and eventually force overtime...**Francois Beauchemin** and **Sheldon Souray** provided the helpers...**Jonas Hiller** won his 10th career postseason contest (ranking second all-time in franchise wins), stopping 29-of-31 shots.

PP: 1-3 PK: 1-3 SF: 34 SA: 31

TOI: Beauchemin (25:18)

Three Stars: 1. Bonino 2. Getzlaf 3. Hiller

GAME 6 (MAY 10, 2013) - ANAHEIM 3 @ DETROIT 4 OT

With the fourth contest of the series requiring an OT sudden death, the Ducks forced the extra session by scoring two goals 51 seconds apart with three-and-a-half minutes remaining in regulation but Detroit's Henrik Zetterberg scored 1:04 into OT to force Game 7...with a Pavel Datsyuk goal near the end of the first period (18:48), **Kyle Palmieri** answered the call, scoring his third goal of the playoffs at 11:31 of the second (**Emerson Etem** assist)...falling behind 3-1 in the third, Etem (unassisted) and **Bobby Ryan** (**Corey Perry**, **Francois Beauchemin**) scored goals 51 seconds apart to tie the game (16:32 and 17:23, respectively)...**Jonas Hiller** made 25 saves on 29 shots in the OT loss.

PP: 0-0 PK: 1-3 SF: 37 SA: 29

TOI: Lovejoy (22:32)

Three Stars: 1. Zetterberg 2. Howard 3. Hiller

GAME 7 (MAY 12, 2013) - ANAHEIM 2 VS. DETROIT 3

The Ducks failed to advance to the Conference Semifinals following a 3-2 regulation loss at Honda Center in Game 7 of the CQF...after falling behind early on a Henrik Zetterberg goal at 1:49 of the first, **Emerson Etem** evened the score with his third goal of the playoffs at 13:48 of the opening frame...**Francois Beauchemin** and **Jonas Hiller** assisted on the goal...the Ducks, who gave up a shorthanded goal at 16:37 of the first (Justin Abdelkader) and an even-strength goal at 13:45 of the second (Valtteri Filppula), clowed back to within one with a Beauchemin PPG with 3:17 remaining in regulation...Beauchemin's multi-point night tied his playoff career high (seventh time)...**Ryan Getzlaf** and **Cam Fowler** earned the assists on the goal...**Jonas Hiller** made 29 saves on 32 shots in the elimination contest.

PP: 1-4 PK: 0-2 SF: 33 SA: 32

TOI: Fowler (26:36)

Three Stars: 1. Zetterberg 2. Etem 3. Fowler

2011 DUCKS PLAYOFF STATS



POS	NO.	PLAYER	AVG											
			GP	TOI	G	A	PTS	+/-	PIM	PP	SH	GW	S	PCTG
R	10	COREY PERRY	6	25:15	2	6	8	0	4	1	1	1	18	11.1
R	8	TEEMU SELANNE	6	18:58	6	1	7	-3	12	4	0	0	25	24.0
C	11	SAKU KOIVU	6	18:19	1	6	7	-2	6	0	0	0	7	14.3
C	15	RYAN GETZLAF	6	24:01	2	4	6	0	9	0	0	1	17	11.8
R	9	BOBBY RYAN	4	20:29	3	1	4	+2	2	0	0	0	10	30.0
LW	33	JASON BLAKE	6	13:45	3	1	4	-3	0	2	0	0	17	17.6
D	4	CAM FOWLER	6	22:13	1	3	4	+1	2	1	0	0	12	8.3
D	17	LUBOMIR VISNOVSKY	6	21:21	0	3	3	-2	2	0	0	0	11	0.0
C	64	BRANDON MCMILLAN	6	13:08	1	1	2	0	0	0	0	0	8	12.5
D	23	FRANCOIS BEAUCHEMIN	6	23:32	0	2	2	+1	2	0	0	0	2	0.0
L	39	MATT BELESKEY	6	11:14	1	0	1	-1	4	0	0	0	8	12.5
D	5	LUCA SBISA	6	16:29	0	1	1	-4	8	0	0	0	2	0.0
C	22	TODD MARCHANT	6	14:22	0	1	1	-3	4	0	0	0	4	0.0
D	32	TONI LYDMAN	6	20:09	0	0	0	-2	2	0	0	0	5	0.0
R	16	GEORGE PARRROS	6	4:06	0	0	0	-1	16	0	0	0	3	0.0
D	21	SHELDON BROOKBANK	4	14:35	0	0	0	-2	14	0	0	0	2	0.0
C	63	NICK BONINO	4	11:36	0	0	0	-1	2	0	0	0	7	0.0
D	3	ANDREAS LJLJA	3	11:02	0	0	0	0	0	0	0	0	0	0.0
L	37	JARKKO RUUTU	3	5:31	0	0	0	-1	12	0	0	0	0	0.0
L	19	BRAD WINCHESTER	3	5:24	0	0	0	0	4	0	0	0	2	0.0
RW	51	KYLE PALMIERI	1	10:07	0	0	0	0	0	0	0	0	1	0.0
RW	42	DAN SEXTON	1	8:47	0	0	0	0	2	0	0	0	2	0.0
D	25	ANDY SUTTON	1	8:18	0	0	0	0	2	0	0	0	0	0.0

SW#	GOALTENDER	GPI	MINS	AVG	W	L	EN	SO	GA	SA	SV%	G	A	PIM
29	RAY EMERY	6	319	3.20	2	3	1	0	17	165	.897	0	0	0
38	DAN ELLIS	1	41	5.85	0	1	0	0	4	24	.833	0	0	0
ANA GOALTENDING TOTALS		6	362	3.65	2	4	1	0	22	190	.884	0	0	0

The Anaheim Ducks wrapped up the 2010-11 regular season with a 47-30-5 record for 99 points, finishing second in the Pacific Division...the Ducks earned the Western Conference's fourth seed for the third time in franchise history (also 2008 and 1997) and faced the Nashville Predators for the first time in the Stanley Cup Playoffs... Anaheim and Nashville split the first two games at Honda Center as well as Games 3 and 4 at Bridgestone Arena...as the series shifted back to Anaheim, the Predators secured a come-from-behind overtime win in Game 5 and went on the close out the series in Game 6 at Bridgestone Arena...**Teemu Selanne** scored six goals in as many games, matching the club record for most goals in a playoff series (also Jeffrey Lupul, 2006 CSF vs. Colorado)...following the series finale on Apr. 24, Selanne led all playoff skaters in goal scoring and tied for first in power play goals (4) while **Corey Perry** was tied for the league lead in points (2-6=8)...Selanne (6-1=7) and linemate **Saku Koivu** (1-6=7) were also tied for third among NHL postseason leaders in scoring...Selanne and Koivu had points in all six games of the series, the longest point streaks in the opening round of the playoffs...Teemu also recorded a four-game goal streak in Games 1-4, the longest such streak of the Conference Quarterfinals.

2011 DUCKS PLAYOFF NOTES

WESTERN CONFERENCE QUARTERFINALS

GAME 1 (APRIL 13, 2011) - ANAHEIM 1 VS. NASHVILLE 4

The Anaheim Ducks opened their 18th Stanley Cup Playoff series in franchise history with a 4-1 loss to the Nashville Predators in Game 1 of the Western Conference Quarterfinals at Honda Center...Nashville jumped out to a four-goal lead before **Teemu Selanne** scored Anaheim's first goal of the 2011 playoffs at 11:24 of the third period...**Saku Koivu** collected his first playoff point as a Duck (assist) while **Ryan Getzlaf** earned his 32nd career postseason assist on the Selanne tally...**Dan Ellis** took the loss in his first playoff start for Anaheim, stopping 20-of-24 shots...**Ray Emery** relieved Ellis in the third and closed out the game by turning away all six shots faced.

PP: 1-5 PK: 1-5 SF: 28 SA: 30

TOI: Beauchemin (23:47)

Three Stars: 1. Fisher 2. Rinne 3. Koivu

GAME 2 (APRIL 15, 2011) - ANAHEIM 5 VS. NASHVILLE 3

The Ducks evened the series at a game apiece, jumping out to an early lead with two power play goals in the first period...taking advantage of a 5-on-3 situation, the Ducks scored two goals (one 5-on-3, one 5-on-4), the first by **Corey Perry** and the second by **Teemu Selanne**...**Bobby Ryan** scored the club's third goal at 7:12 of the second period and added an empty-netter with 53 seconds left in the contest...**Ryan Getzlaf** scored the game-winner at 15:57 of the second, his fifth career postseason GWG, ranking tied for second all-time among Ducks players (also Scott Niedermayer)...**Ryan** (2-0-2), **Perry** (1-2-3), **Getzlaf** (1-2-3), **Cam Fowler** (0-2-2) and **Francois Beauchemin** (0-2-2) all had multi-point games...**Saku Koivu** and **Lubomir Visnovsky** each picked up single assists...in his first postseason start since June 6, 2007 with Ottawa in the Stanley Cup Final, **Ray Emery** stopped 31-of-34 shots in the win.

PP: 2-5 PK: 2-6 SF: 28 SA: 34

TOI: Beauchemin (26:05)

Three Stars: 1. Getzlaf 2. Emery 3. Ryan

GAME 3 (APRIL 17, 2011) - ANAHEIM 3 @ NASHVILLE 4

The Ducks battled back from a 2-0 deficit late in the second period, but their efforts fell short, falling to the Predators, 4-3 at Bridgestone Arena...**Teemu Selanne** scored goals exactly 30 seconds apart at 18:10 (PP) and 18:40 (EV) of the second period to tie the game...it was the fastest two goals by an individual in a postseason game since Petr Nedved scored twice in 11 seconds for the Penguins against the Capitals exactly 15 years prior to Game 3 on Apr. 17, 1996...it was Selanne's first multi-goal game since May 1, 2002 with San Jose in Game 1 of the CSF @ COL (2-0-2)...after David Legwand scored the go-ahead goal for Nashville, the Ducks answered back on **Matt Beleskey's** first career postseason tally at 6:48 of the third...Mike Fisher scored the game-winner at 10:21 of the third...Selanne extended his goal streak to three games (4-0-4) and became the Ducks' all-time postseason leader in appearances in the contest (74 GP)...**Corey Perry** had his second straight multi-point game (0-2-2) while **Saku Koivu** extended his assist streak to three games (0-3-3)...**Ray Emery** stopped 33-of-37 shots in the loss.

PP: 1-2 PK: 1-6 SF: 16 SA: 37

TOI: Perry (25:34)

Three Stars: 1. Fisher 2. Selanne 3. Erat

GAME 4 (APRIL 20, 2011) - ANAHEIM 6 @ NASHVILLE 3

Going into the third period with the game tied at 3-3, the Ducks' offense exploded for three goals in the final frame, winning Game 4 of the series by a score of 6-3...the club's six goals tied the franchise record for goals in a postseason game (also six goals on May 25, 2006 in Game 4 of the WCF @ EDM (6-3) & on June 6, 2007 in Game 5 of the SCF vs. OTT (6-2))...**Corey Perry's** shorthanded goal (first postseason career SHG) at 1:17 of the third served as the game-winner...the Ducks jumped out to an early lead with goals 33 seconds apart in the first period by **Cam Fowler** (PP) and **Saku Koivu** (EV)...Nashville answered with two goals of their own, but **Teemu Selanne** scored a goal in his fourth straight game on the power play to give the Ducks another one-goal edge at 11:41 of the second...the Predators scored again just over two minutes later to make it 3-3...after Perry's SHG, **Ryan Getzlaf** (EV) and **Brandon McMillan** (EV) scored insurance goals at 4:51 and 6:46 of the third, respectively...Perry (1-2-3), Fowler (1-1-2), Getzlaf (1-1-2) and McMillan (1-1-2) each had multi-point nights, with McMillan's serving as the first two points of his postseason career...**Lubomir Visnovsky**, **Todd Marchant** and **Jason Blake** each recorded single assists...**Ray Emery** stopped 19-of-22 shots for his 20th career postseason win.

PP: 2-6 PK: 1-5 SF: 38 SA: 22

TOI: Perry (26:49)

Three Stars: 1. Perry 2. Getzlaf 3. Fowler

GAME 5 (APRIL 22, 2011) - ANAHEIM 3 VS. NASHVILLE 4 OT

The Ducks were unable to hold a 3-2 lead in the third period, and with just over 36 seconds remaining in regulation, the Predators tied the game and went on to win in OT on Jerred Smithson's goal...after Nashville jumped out to a 1-0 lead in the first, **Jason Blake** responded with a PPG at 13:39 of the second period...**Bobby Ryan** made it 2-1 with a highlight-reel goal just 40 seconds into the third...after Nashville tied it up, Blake scored again at 14:16 of the third, his second career multi-goal game (also Apr. 10, 2004 w/ NYI @ TB in Game 2 of the COF)...Shea Weber tied it for the Predators with 36 seconds remaining in regulation...**Teemu Selanne** (5-1-6) and **Saku Koivu** (1-5-6) both extended their point streaks to five games, with Selanne picking up one assist and Koivu earning two...**Luca Sbisa** earned his first postseason assist on Blake's first goal...**Ray Emery** stopped 33-of-37 shots in the loss.

PP: 1-2 PK: 0-2 SF: 26 SA: 37

TOI: Perry (26:49)

Three Stars: 1. Smithson 2. Blake 3. Ryan

GAME 6 (APRIL 24, 2011) - ANAHEIM 2 @ NASHVILLE 4

The Ducks were eliminated from the 2011 NHL Playoffs with a 4-2 loss to the Predators in Game 6 of the CQF at Bridgestone Arena...for the first time in the series, the team scoring first did not go on to win as **Teemu Selanne** scored at 10:22 of the first period...the goal was Selanne's sixth of the series to match a club record (also Jeffrey Lupul vs. Colorado in 2006 CSF)...**Jason Blake** also scored his third of the playoffs to even the score at 2:2-late in the second period...Nashville would go on to score twice in the third to hand Anaheim its third opening-round playoff loss in franchise history...**Bobby Ryan**, **Saku Koivu** and **Lubomir Visnovsky** all picked up single assists on the Selanne and Blake goals...**Ray Emery** turned away 26-of-29 shots in the decisive setback.

PP: 1-2 PK: 1-4 SF: 27 SA: 30

TOI: Getzlaf (27:22)

Three Stars: 1. Spaling 2. Tootoo 3. Rinne

2009 DUCKS PLAYOFF STATS



POS	NO.	PLAYER	GP	AVG		G	A	PTS	+/-	PIM	PP	SH	GW	OT	S	PCTG
				TOI												
C	15	RYAN GETZLAF	13	24:08	4	14	18	3	25	1	0	0	0	25	16.0	
R	10	COREY PERRY	13	21:59	8	6	14	2	36	2	0	1	0	41	19.5	
D	27	SCOTT NIEDERMAYER	13	26:17	3	7	10	0	11	3	0	2	0	32	9.4	
D	25	CHRIS PRONGER	13	27:12	2	8	10	4	12	1	0	0	0	27	7.4	
R	9	BOBBY RYAN	13	19:40	5	2	7	0	0	2	0	1	0	49	10.2	
R	8	TEEMU SELANNE	13	15:08	4	2	6	-2	4	2	0	1	0	31	12.9	
D	19	RYAN WHITNEY	13	21:33	1	5	6	-1	9	1	0	0	0	9	11.1	
C	20	RYAN CARTER	10	12:14	2	3	5	0	0	1	0	0	0	18	11.1	
L	18	DREW MILLER	13	16:08	2	1	3	1	2	0	0	1	0	23	8.7	
D	34	JAMES WISNIEWSKI	12	20:22	1	2	3	0	10	0	0	0	0	16	6.3	
C	48	ANDREW EBBETT	13	13:11	1	2	3	-1	8	0	0	0	0	16	6.3	
L	44	ROB NIEDERMAYER	13	16:13	0	3	3	1	12	0	0	0	0	7	.0	
C	22	TODD MARCHANT	13	19:55	1	1	2	0	16	0	0	1	1	18	5.6	
C	26	ERIK CHRISTENSEN	8	10:37	0	2	2	-1	0	0	0	0	0	10	.0	
R	13	MIKE BROWN	13	8:27	0	2	2	0	25	0	0	0	0	6	.0	
D	23	FRANCOIS BEAUCHEMIN	13	21:24	1	0	1	1	15	0	0	0	0	9	11.1	
G	35	JEAN-SEBASTIEN GIGUERE	1	16:49	0	0	0	0	0	0	0	0	0	0	.0	
D	53	BRETT FESTERLING	1	14:34	0	0	0	-1	0	0	0	0	0	0	.0	
L	12	JOSH GREEN	5	5:53	0	0	0	0	0	0	0	0	0	2	.0	
R	16	GEORGE PARROS	7	5:32	0	0	0	0	9	0	0	0	0	5	.0	
C	17	PETTERI NOKELAINEN	9	8:42	0	0	0	-1	2	0	0	0	0	2	.0	
D	21	SHELDON BROOKBANK	13	11:12	0	0	0	-1	18	0	0	0	0	3	.0	
G	1	JONAS HILLER	13	62:03	0	0	0	0	0	0	0	0	0	0	.0	

SW#	GOALTENDER	GP	MINS	AVG	W	L	EN	SO	GA	SA	SV%	G	A	PIM
35	JEAN-SEBASTIEN GIGUERE	1	17	.00	0	0	1	0	0	6	1.000	0	0	0
1	JONAS HILLER	13	807	2.23	7	6	1	2	30	524	.943	0	0	0
ANA GOALTENDING TOTALS		13	827	2.32	7	6	2	2	32	532	.940	0	0	0

The Anaheim Ducks earned their franchise-record fourth consecutive trip to the Stanley Cup Playoffs in 2008-09, finishing second in the Pacific Division and eighth in the Western Conference with a 42-33-7 record for 91 points. The Ducks opened the postseason against the NHL's top team in the regular season, the San Jose Sharks. The series marked just the second NHL playoff meeting between two California teams and the first since the 1969 Western Conference Quarterfinals when the Los Angeles Kings beat the Oakland Seals in seven games. With a 4-2 series win over San Jose, the Ducks became the fifth team to upset the NHL's best regular season team (by standings points) in the first round since the Expansion Era began (1967-68). The Ducks were also just the 11th team in NHL history to defeat a team who earned 110-or-more standings points during the regular season in the first round. With the series victory, Anaheim advanced to the second round to face Detroit for the fifth time in franchise history. The Ducks stretched the Western Conference Semifinals to seven games before falling short in Game 7 at Detroit. Center **Ryan Getzlaf** led the team in postseason scoring with 4-14=18 points while goaltender **Jonas Hiller** posted a 7-6 record with two shutouts, a 2.23 GAA and .943 SV% in his Stanley Cup Playoff debut.

2009 PLAYOFF NOTES

WESTERN CONFERENCE QUARTERFINALS

GAME 1 (APRIL 16, 2009) - ANAHEIM 2 @ SAN JOSE 0

The Ducks were able to shut down the Sharks' potent power play (stopping all six attempts) and scored an extra-man marker of their own en route to 2-0 shutout in Game 1...it was the club's first postseason shutout since May 30, 2007 in Game 2 of the Stanley Cup Final vs. Ottawa (1-0)...it was also the club's first road shutout in the Stanley Cup Playoffs since May 3, 2006 in the series deciding Game 7 of the Conference Quarterfinal Series at Calgary (3-0)...defenseman **Scott Niedermayer** broke the scoreless tie at 5:18 of the third period on the club's third power play attempt of the game...center **Ryan Getzlaf** and defenseman **Ryan Whitney** (first playoff point as a Duck) picked up the assists...it was Niedermayer's seventh career postseason game-winning goal and his fourth with Anaheim...after coming out of the penalty box for elbowing, Getzlaf scored a goal on a pass from right wing **Mike Brown** to provide an insurance goal for the Ducks, making the score 2-0...it was Brown's first career postseason point...in his Stanley Cup Playoffs debut, goaltender **Jonas Hiller** stopped all 35 shots he faced for the shutout...he was first goalie in over five years to post a shutout in his postseason debut.

PP: 1-4 PK: 0-6 SF: 35 SA: 17
TOI: S. Niedermayer (24:42)
Three Stars: 1. Hiller 2. Getzlaf 3. Marchant

GAME 2 (APRIL 19, 2009) - ANAHEIM 3 @ SAN JOSE 2

The Ducks took a two games-to-none lead in their Western Conference Quarterfinal series against the San Jose Sharks with a 3-2 victory at HP Pavilion...with a six-for-six performance in Game 2, the Ducks improved to a perfect 12-for-12 on the penalty kill against the Sharks...all three Ducks goal scorers had begun the season in Iowa (AHL)...right wing **Bobby Ryan** opened the scoring on the 3:45 mark of the first period, beating Evgeni Nabokov with a second-attempt effort on the power play...after Ryan Clowe scored San Jose's first goal of the postseason early in the second, the Ducks reclaimed the lead on center **Andrew Ebbett's** go-ahead goal at 9:44 of the third...left wing **Drew Miller** collected the game-winner at 13:17 of the third, making a winner out of starting goaltender **Jonas Hiller**, who stopped 42-of-44 shots for his second consecutive win...six Ducks recorded single assists in the victory, including right wing **Teemu Selanne**, center **Erik Christensen**, left wing **Rob Niedermayer**, and defenseman **Scott Niedermayer**, **James Wisniewski** and **Ryan Whitney**.

PP: 1-2 PK: 0-6 SF: 26 SA: 44
TOI: S. Niedermayer (26:51)
Three Stars: 1. Hiller 2. Cheechoo 3. S. Niedermayer

GAME 3 (APRIL 21, 2009) - ANAHEIM 3 VS. SAN JOSE 4

The Western Conference Quarterfinal series shifted to Southern California for Game 3 but despite the change of location, the visiting team came away with the win for the third consecutive game...the San Jose Sharks earned their first win of the series with a 4-3 victory over the Ducks at Honda Center, reducing Anaheim's lead in the series to two games to one...San Jose opened the scoring early in the first for its first lead of the series and never trailed in the game...Anaheim tied the game on three separate occasions before Patrick Marleau scored the game-winning goal at 10:33 of the third...the final score marked the first career playoff loss for goaltender **Jonas Hiller**, who turned away 31-of-35 shots...right wing **Bobby Ryan** and defenseman **Chris Pronger** and **James Wisniewski** all scored their first goals of the 2009 playoffs while center **Ryan Getzlaf** and defenseman **Ryan Whitney** each earned an assist.

PP: 1-4 PK: 2-3 SF: 30 SA: 35
TOI: S. Niedermayer (26:21)
Three Stars: 1. Boyle 2. Pronger 3. Blake

GAME 4 (APRIL 23, 2009) - ANAHEIM 4 VS. SAN JOSE 0

Right wing **Bobby Ryan** became the second rookie in franchise history to score two goals in a playoff game while goaltender **Jonas Hiller** posted his second career postseason shutout as the Ducks blanked the Sharks, 4-0...the shutout marked the Ducks' first home shutout in the postseason since May 30, 2007 in Game 2 of the SCF vs. OTT...Ryan scored the Ducks' opening two goals of the game, with the first accounting for the game-winner...the only other Ducks rookie to score two goals in a playoff game was defenseman **Francois Beauchemin** in Game 3 of the CQF, Apr. 25, 2006 vs. CGY...Ryan's linemates, center **Ryan Getzlaf** (0-2=2) and **Corey Perry** (1-1=2) also had multiple-point nights...defenseman **Ryan Whitney** collected an assist on Ryan's first goal, extending his point streak to four consecutive games, which co-lead the NHL at the conclusion of the game...defenseman **Chris Pronger**, left wing **Rob Niedermayer** and center **Todd Marchant** each tallied a helper in the game...left wing **Drew Miller** scored his second career playoff goal, an empty-netter with 41 seconds remaining on the clock...Hiller was perfect in net, stopping all 31 shots he faced...the Ducks were also perfect on the penalty kill for the third game of the series.

PP: 0-4 PK: 0-2 SF: 26 SA: 31
TOI: C. Pronger (25:00)
Three Stars: 1. Ryan 2. Hiller 3. Wisniewski

GAME 5 (APRIL 25, 2009) - ANAHEIM 2 @ SAN JOSE 3 OT

The San Jose Sharks reduced the Ducks' Western Conference Quarterfinal series lead to one game with a 3-2 overtime victory in Game 5 at HP Pavilion, the first overtime contest of the series...holding true to form, the team to score first improved to 5-0 while the home team won its second straight after the visitors took the first three games of the series...the Sharks jumped out to a 2-0 lead with goals by Joe Thornton and Devin Setoguchi in the first and second periods, respectively...the Ducks responded with a two-goal third period to force overtime...center **Ryan Carter** got Anaheim on the scoreboard with his first career playoff goal (Nabokov) 55 seconds in the third before right wing **Corey Perry** tied the game with his second of the playoffs at 4:42 of the third...defenseman **Scott Niedermayer** (0-2=2) and centers **Ryan Getzlaf** (0-1=1) and **Andrew Ebbett** (0-1=1) drew assists on the third-period goals...the teams went scoreless through the remainder of regulation, pushing the game to OT...Patrick Marleau held off elimination for the Sharks with his game-winner at 6:02 of OT...in a tough-luck loss, goaltender **Jonas Hiller** stopped 45-of-48 shots in his first career postseason overtime game.

PP: 0-3 PK: 1-3 SF: 25 SA: 48
TOI: R. Whitney (28:11)
Three Stars: 1. Marleau 2. Thornton 3. S. Niedermayer

GAME 6 (APRIL 27, 2009) - ANAHEIM 4 VS. SAN JOSE 1

The Ducks broke a scoreless tie at 13:03 of the second period, followed by two more unanswered goals to defeat the Sharks in Game 6 of the CQF and advance to the CSF...right wing **Corey Perry** put the Ducks on the board with a power play goal to tie the game at 12:33 of the first period...right wing **Teemu Selanne** scored a power play goal at 13:03 of the second, which would prove to be the game-winner...it was the 10th postseason game-winner of his career and first since May 20, 2007 in Game 5 of the WCF at Detroit...defenseman **Francois Beauchemin** scored his first goal of the postseason just 1:23 after Selanne's marker...center **Ryan Getzlaf** scored at 17:06 of the third to add another insurance goal...Getzlaf completed the "Gordie Howe hat trick," collecting an assist on Perry's goal while also squaring off against San Jose center Joe Thornton just two seconds into the contest...defenseman **Chris Pronger** added two assists while defenseman **Scott Niedermayer**, centers **Mike Brown** and **Ryan Carter** and left wingers **Rob Niedermayer** and **Drew Miller** each notched a single assist...the Ducks scored on the power play for the fourth game in the series...goaltender **Jonas Hiller** won his fourth career postseason game, stopping 36-of-37 shots.

PP: 2-5 PK: 1-4 SF: 32 SA: 37
TOI: S. Niedermayer (27:59)
Three Stars: 1. Hiller 2. Pronger 3. S. Niedermayer

2009 PLAYOFF NOTES



WESTERN CONFERENCE SEMIFINALS

GAME 1 (MAY 1, 2009) - ANAHEIM 2 @ DETROIT 3

Detroit's Nicklas Lidstrom scored the second of his two goals with just 49 seconds remaining in the game, breaking the 2-2 tie and giving the Red Wings a 3-2 win and 1-0 series lead at Joe Louis Arena...the loss moved Anaheim's lifetime postseason record in Detroit to 4-6...right wing **Corey Perry** gave the Ducks an early one-goal lead, putting the club on the board at 7:28 of the first period...Perry extended his goal streak to four games...following two Detroit goals, right wing **Teemu Selanne** scored a power play goal for the Ducks with just 17 seconds remaining in the second, sending the two clubs into the dressing room with a 2-2 tie at intermission...in his 50th career postseason contest, center **Ryan Getzlaf** collected assists on both Anaheim goals, extending his assist streak to five games...he also led the club in TOI with 27:55...defenseman **Chris Pronger** also registered assists on both the Perry and Selanne goals...goaltender **Jonas Hiller** was handed the tough-luck loss, stopping 34-of-37 shots on net.

PP: 1-3 PK: 2-6 SF: 24 SA: 37

TOI: R. Getzlaf (27:55)

Three Stars: 1. Lidstrom 2. Franzen 3. Getzlaf

GAME 2 (MAY 3, 2009) - ANAHEIM 4 @ DETROIT 3 3OT

Center **Todd Marchant** broke a 3-3 tie in the third overtime period to propel the Ducks to a 4-3 victory over the Red Wings at Joe Louis Arena in Game 2 of the Western Conference Semifinals...Marchant's second career playoff overtime goal evened the series at a game apiece as Anaheim won its fifth consecutive overtime game against Detroit...the contest marked the longest game for Anaheim since Game 1 of the CSF at Dallas on Apr. 24, 2003 (W, 4-3 in 5 OT) and third triple overtime game against the Red Wings...goaltender **Jonas Hiller** stopped 59-of-62 shots, marking the most saves by an Anaheim netminder since J.S. Giguere made 63 stops in Game 1 of the CCF on Apr. 10, 2003 at Detroit...the game opened with Anaheim and Detroit scoring twice in the first period as center **Ryan Getzlaf** and defenseman **Chris Pronger** netted goals for the Ducks...center **Ryan Carter** gave Anaheim a 3-2 lead with a power play goal at 4:42 of the second before Detroit forced overtime with Johan Franzen's game-tying goal at 5:19 of the third...after two scoreless overtime periods, Marchant ended the drama at 1:15 of the third extra frame, the lone assist going to defenseman **James Wisniewski**...Getzlaf led all skaters with 1-2-3 points while right wing **Corey Perry** recorded the only other multiple-point game with a pair of assists (0-2-2)...defenseman **Scott Niedermayer** (0-1-1) and right wing **Bobby Ryan** (0-1-1) also earned assists in the victory...Pronger paced all skaters with 46:21 TOI.

PP: 2-4 PK: 1-3 SF: 46 SA: 62

TOI: C. Pronger (46:21)

Three Stars: 1. Hiller 2. Franzen 3. Pronger

GAME 3 (MAY 5, 2009) - ANAHEIM 2 VS. DETROIT 1

Returning to Honda Center for Game 3 of the Western Conference Semifinals, the Ducks edged the Red Wings, 2-1, to take a 2-1 lead in the best-of-7 series...goaltender **Jonas Hiller** turned in another strong playoff performance, stopping 45-of-46 shots for his second consecutive win and sixth of the playoffs...Hiller faced 11 shots in the first period, 17 in the second and 18 in the third, allowing only a Henrik Zetterberg power play goal at 14:20 of the middle frame...right wing **Teemu Selanne** opened the scoring at 12:49 of the first, converting on a breakaway pass from center **Ryan Carter**, who collected his second assist of the playoffs...defenseman **Scott Niedermayer**'s power play goal at 8:16 of the second marked his eighth career playoff game-winner, tied for second all-time among defensemen in the postseason...center **Ryan Getzlaf** and defenseman **Chris Pronger** drew assists on the Niedermayer goal.

PP: 1-4 PK: 1-5 SF: 23 SA: 46

TOI: C. Pronger (26:55)

Three Stars: 1. Hiller 2. Pronger 3. Zetterberg

GAME 4 (MAY 7, 2009) - ANAHEIM 4 VS. DETROIT 6

Fueled by two-goal outlings from center Johan Franzen and right wing Marian Hossa, the Red Wings defeated the Ducks, 6-3, at Honda Center to even the Western Conference Semifinals at two games apiece...Anaheim right wing **Corey Perry** opened the scoring at 0:42 of the first period, tying a franchise postseason record for the fastest goal scored to start a game (Petr Sykora scored 42 seconds into Game 5 of the 2003 Stanley Cup Final, June 5, 2003 at New Jersey)...Franzen scored twice in the latter half of the period as Detroit would not trail for the remainder of the night...Perry, who scored his second goal of the game at 11:03 of the second period, finished with a playoff career-high 2-1-3 points and his first career postseason multiple-goal game...defenseman **Scott Niedermayer** also scored for Anaheim at 10:03 of the third, marking his team-leading third power play goal of the playoffs...center **Ryan Getzlaf** (0-2-2) had a pair of assists and defenseman **Chris Pronger** (0-1-1) added a single helper in the setback...goaltender **Jonas Hiller** turned away 28-of-33 shots before being relieved by **J.S. Giguere**, who stopped all six shots in his 2009 playoff debut...the game drew a club-record 17,601 fans, besting the previous mark of 17,597 set on Jan. 2, 2009 vs. Philadelphia.

PP: 1-3 PK: 1-5 SF: 28 SA: 40

TOI: S. Niedermayer (24:59)

Three Stars: 1. Franzen 2. Hossa 3. Perry

GAME 5 (MAY 10, 2009) - ANAHEIM 1 @ DETROIT 4

With a 4-1 defeat in Game 5 of the Western Conference Semifinals at Joe Louis Arena, the Ducks lost their second consecutive game to the Red Wings to fall behind in the best-of-7 series three games to two...after a scoreless first period, Detroit erupted for two goals 39 seconds apart in the second courtesy of Johan Franzen and Jiri Hudler...at 15:57 of the second, defenseman **Ryan Whitney** scored his first goal as a Duck on the power play to bring Anaheim back to within one of Detroit...centers **Eric Christensen** and **Andrew Ebbett** drew assists on Whitney's goal...the Ducks would not find the back of the net again despite several quality scoring chances against Detroit netminder Chris Osgood...Anaheim goaltender **Jonas Hiller** stopped 34-of-37 shots, including 15 in the second, in the tough-luck loss...the Ducks went a perfect three-for-three on the penalty kill for the first time in the series.

PP: 1-3 PK: 0-3 SF: 17 SA: 38

TOI: C. Pronger (26:30)

Three Stars: 1. Zetterberg 2. Ericsson 3. Datsyuk

GAME 6 (MAY 12, 2009) - ANAHEIM 2 VS. DETROIT 1

The Ducks forced the series to a decisive Game 7 with a 2-1 victory at Honda Center...top-liners **Ryan Getzlaf** and **Corey Perry** figured in on each of the goals...on the first goal, Getzlaf tipped in the puck off a deflection from Perry on the power play...on the second goal, Perry tipped the puck in the net off a shot by Getzlaf from the blue line...defenseman **Scott Niedermayer** also registered an assist on the Getzlaf goal while right wing **Bobby Ryan** notched a helper on Perry's game-winner...it was Perry's second career GWG (also in Game 3 of the CSF, Apr. 29, 2007 @ VAN) and the first of 2009...the club held the Red Wings scoreless for 56:25 until Detroit's Johan Franzen scored a goal at 17:35 of the third period on the power play...**Jonas Hiller** stopped 38-of-39 shots for his fifth game of the postseason in which he allowed one-goal-or-less...the Ducks improved their lifetime Game 6 record to 7-1 and a perfect 6-0 at home.

PP: 1-5 PK: 1-4 SF: 28 SA: 39

TOI: C. Pronger (26:36)

Three Stars: 1. Hiller 2. Getzlaf 3. S. Niedermayer

GAME 7 (MAY 14, 2009) - ANAHEIM 3 @ DETROIT 4

Detroit's Dan Cleary scored the game- and series-winning goal with three minutes left in regulation as the Ducks were eliminated from the Stanley Cup Playoffs with a 4-3 loss to the Red Wings in Game 7 of the CSF at Joe Louis Arena...Anaheim rallied from 2-0 and 3-1 deficits with goals from right wings **Teemu Selanne**, **Corey Perry** and **Bobby Ryan**...Ryan's goal at the 7:37 mark of the third period tied the game at 3-3, erasing a Detroit lead that had stood since 15:53 of the first...goaltender **Jonas Hiller** was once again strong in net for the Ducks with 36 saves on 40 shots, including 17 in the first period...Perry, Selanne, center **Ryan Carter** and defensemen **Scott Niedermayer**, **Chris Pronger** and **Ryan Whitney** all drew single assists in the setback, Anaheim's third Game 7 defeat in franchise history.

PP: 1-5 PK: 1-5 SF: 27 SA: 40

TOI: C. Pronger (28:23)

Three Stars: 1. Cleary 2. Helm 3. Selanne

2008 DUCKS PLAYOFF STATS

POS	NO.	PLAYER	GP	AVG											PCTG
				TOI	G	A	PTS	+/-	PIM	PP	SH	GW	OT	S	
D	25	CHRIS PRONGER	6	24:13	2	3	5	-1	12	2	0	1	0	12	16.7
C	15	RYAN GETZLAF	6	20:29	2	3	5	-2	6	1	0	0	0	14	14.3
R	8	TEEMU SELANNE	6	19:34	2	2	4	-1	6	2	0	1	0	20	10.0
R	10	COREY PERRY	3	14:54	2	1	3	1	8	0	0	0	0	7	28.6
C	22	TODD MARCHANT	6	17:39	2	0	2	1	0	0	0	0	0	8	25.0
D	21	SEAN O'DONNELL	6	15:31	1	1	2	3	2	0	0	0	0	3	33.3
L	32	TRAVIS MOEN	6	14:08	1	1	2	-1	2	0	0	0	0	4	25.0
D	27	SCOTT NIEDERMAYER	6	24:24	0	2	2	-2	4	0	0	0	0	7	.0
R	4	TODD BERTUZZI	6	14:14	0	2	2	-2	14	0	0	0	0	11	.0
L	14	CHRIS KUNITZ	6	18:30	0	2	2	-2	8	0	0	0	0	14	.0
D	11	MATHIEU SCHNEIDER	6	20:29	1	0	1	-3	8	0	0	0	0	7	14.3
C	39	DOUG WEIGHT	5	7:38	0	1	1	1	4	0	0	0	0	2	.0
G	35	JEAN-SEBASTIEN GIGUERE	6	59:38	0	1	1	0	0	0	0	0	0	0	.0
D	40	KENT HUSKINS	6	14:34	0	1	1	-3	2	0	0	0	0	2	.0
R	16	GEORGE PARROS	1	2:42	0	0	0	0	0	0	0	0	0	0	.0
C	44	ROB NIEDERMAYER	2	13:46	0	0	0	-1	0	0	0	0	0	1	.0
C	17	BRIAN SUTHERBY	5	5:28	0	0	0	0	2	0	0	0	0	3	.0
L	24	BRAD MAY	6	6:55	0	0	0	1	4	0	0	0	0	6	.0
C	26	SAMUEL PAHLSSON	6	18:18	0	0	0	1	0	0	0	0	0	5	.0
D	23	FRANCOIS BEAUCHEMIN	6	21:01	0	0	0	2	26	0	0	0	0	4	.0
C	20	*RYAN CARTER	6	11:02	0	0	0	-2	6	0	0	0	0	6	.0

SW#	GOALTENDER	GPI	MINS	AVG	W	L	EN	SO	GA	SA	SV%	G	A	PIM
35	JEAN-SEBASTIEN GIGUERE	6	358	3.18	2	4	1	0	19	187	.898	0	1	0
ANA GOALTENDING TOTALS		6	360	3.33	2	4	1	0	20	188	.894	0	1	0

* Rookie

2008 PLAYOFF NOTES



The Anaheim Ducks completed the 2007-08 regular season with a mark of 47-27-8 record for 102 points, finishing second in the Pacific Division and fourth in the Western Conference. The Ducks advanced to the NHL Playoffs for a franchise-record third consecutive season and faced the fifth-seed Dallas Stars for the second time in club postseason history. Holding home ice advantage, Anaheim lost Games 1 and 2 at Honda Center before earning its first win in Game 3 at American Airlines Center. A Game 4 loss in Dallas forced the Ducks into a must-win situation for the remainder of the series. Anaheim responded with a convincing victory in Game 5 before the 77th consecutive sellout at Honda Center but was eventually eliminated with a Game 6 loss in Dallas. It was just the second first-round exit in six NHL Playoffs for the Ducks and the first since the 1999 postseason. Center **Ryan Getzlaf** and defenseman **Chris Pronger** finished tied for the team scoring lead with 2-3=5 points each while right wing **Teemu Selanne** finished third with 2-2=4 points.

WESTERN CONFERENCE QUARTERFINALS

GAME 1 (APRIL 10, 2008) - ANAHEIM 0 VS. DALLAS 4

Special teams won the game for Dallas, scoring four power play goals as the Ducks fell to the Stars, 4-0, in Game 1 of the Western Conference Quarterfinals...Dallas forwards Steve Ott, Loui Eriksson, Jere Lehtinen and Brenden Morrow scored a power play goal each...Morrow also picked up two assists for a three-point game...both Mike Ribeiro and Stephane Robidas each earned two assists...Stars goaltender Marty Turco stopped all 23 Ducks shots...**J.S. Giguere** turned away 33-of-37 shots in the loss...**Bobby Ryan** made his NHL career postseason debut, recording one shot with 13:13 TOI...**Scott Niedermayer** had a game-high 24:45 TOI.

PP: 0-3 PK: 4-7 SF: 23 SA: 37

TOI: S. Niedermayer (24:45)

Three Stars: 1. Ribeiro 2. May 3. Turco

GAME 2 (APRIL 12, 2008) - ANAHEIM 2 VS. DALLAS 5

The Stars jumped out to an early 2-0 lead, but the Ducks answered back as **Teemu Selanne** scored a power play goal at 3:41 of the first period...**Scott Niedermayer** and **Ryan Getzlaf** added the assists on the Selanne goal...**Travis Moen** evened the score with an even-strength goal at 16:19 of the second with **Todd Bertuzzi** earning the single assist...the Ducks failed to capitalize on two early third-period power play attempts...Mike Modano scored the eventual game-winner for the Stars on the power play at 5:47 of the third...Brad Richards followed with another goal less than a minute later to extend the Stars lead to two goals...Loui Eriksson scored the Stars' fifth and final goal at 14:36 of the third...**J.S. Giguere** stopped 25-of-30 shots in the loss.

PP: 1-6 PK: 2-6 SF: 22 SA: 30

TOI: C. Pronger (25:02)

Three Stars: 1. Richards 2. Getzlaf 3. Ribeiro

GAME 3 (APRIL 15, 2008) - ANAHEIM 4 @ DALLAS 2

The Ducks became contenders in the series, cutting the Stars' lead to two games to one with a 4-2 victory in Game 3 of the QCF...**Todd Marchant** opened the scoring for the Ducks with a goal at 6:39 of the first period for his first postseason goal since Game 3 of the WCF, May 23, 2006 at Edmonton...**Travis Moen** and **Chris Pronger** assisted on Marchant's goal...**Ryan Getzlaf** scored an unassisted goal, his first of the 2008 postseason, at 10:09 of the first...Pronger scored his first of two goals on the power play at 14:31 of the first, giving the Ducks a 3-0 lead...**Todd Bertuzzi** and **Doug Weight** each earned assists...Pronger pushed the score to 4-0 with another power play tally at 5:34 of the second...**Teemu Selanne** and Getzlaf provided the helpers...it was the first multi-goal game of Pronger's postseason career and tied the club record for points in a playoff game by a defenseman (also a career high)...in addition, his two goals tied a club record for most goals by a defenseman in a postseason contest...**J.S. Giguere** stopped 31-of-33 shots in the victory.

PP: 2-4 PK: 2-7 SF: 15 SA: 33

TOI: S. Niedermayer (26:56)

Three Stars: 1. Pronger 2. Morrow 3. Giguere

GAME 4 (APRIL 17, 2008) - ANAHEIM 1 @ DALLAS 3

All four of the game's goals were scored at even strength, as the Stars bested the Ducks, 3-1, in Game 4 of the QCF at American Airlines Center...after giving up a goal at 16:39 of the first period to Dallas' Joel Lundqvist, the score remained the same until 9:01 of the third period when Dallas' Stu Barnes put the Stars up, 2-0...Steve Ott added another Dallas goal at 17:17 of the third...**Mathieu Schneider** spoiled the Dallas shutout, scoring with 0:08 seconds remaining in the game...**Corey Perry**, returning for his first postseason contest after missing six weeks with a lacerated right quadriceps tendon, collected an assist on Schneider's goal...**Kent Huskins** also picked up an assist on the Ducks' lone goal, his second career postseason point...**J.S. Giguere** stopped 17-of-20 shots in the loss.

PP: 0-5 PK: 0-6 SF: 28 SA: 20

TOI: S. Niedermayer (25:32)

Three Stars: 1. Turco 2. Barnes 3. Modano

GAME 5 (APRIL 18, 2008) - ANAHEIM 5 VS. DALLAS 2

Anaheim extended the series to a sixth game with a 5-2 victory at Honda Center...**Corey Perry** scored his first goal of the postseason at 8:25 of the first period, with **Sean O'Donnell** collecting the assist...the Ducks' next two goals were scored on the power play, with **Ryan Getzlaf** scoring at 11:03 of the second and **Teemu Selanne** (GWG) scoring at 0:48 of the third...O'Donnell added an insurance goal at 12:05 of the third, his first goal in the postseason since Game 3 of the WCF, May 23, 2006 at Edmonton...he also established a career high for points in a postseason contest (1-1=2)...**Chris Pronger** and **Chris Kunitz** each had a two-assist night while Getzlaf and Selanne also collected single assists...**Todd Marchant** scored his second goal of the postseason with an empty-netter at 18:36 of the third...**J.S. Giguere** earned his second victory of the 2008 playoffs, stopping 40-of-42 shots...the Ducks were perfect on the penalty kill, going 7-for-7...the club scored two power play goals for the second time in the series.

PP: 2-3 PK: 0-7 SF: 42 SA: 32

TOI: C. Pronger (27:14)

Three Stars: 1. Giguere 2. Selanne 3. Ribeiro

GAME 6 (APRIL 20, 2008) - ANAHEIM 1 VS. DALLAS 4

The Ducks were eliminated from the 2008 NHL Playoffs with a 4-1 loss to the Stars in Game 6 of the QCF at American Airlines Center...**Corey Perry** opened the scoring with his second goal in as many games, successfully converting at the 2:11 mark of the second period...assistants went to **Scott Niedermayer** and **J.S. Giguere**, who collected his first playoff point since the 2003 postseason...Dallas clinched the series victory with four goals in the third period, including tallies from Stephane Robidas, Stu Barnes, Loui Eriksson and Mike Modano...Giguere finished with 22 saves on 26 shots...the setback marked Anaheim's first opening-round loss since 1999.

PP: 0-3 PK: 2-5 SF: 18 SA: 26

TOI: S. Niedermayer (25:23)

Three Stars: 1. Robidas 2. Morrow 3. Barnes

2007 DUCKS PLAYOFF STATS

POS	NO.	PLAYER	GP	AVG											PCTG
				TOI	G	A	PTS	+/-	PIM	PP	SH	GW	OT	S	
C	15	RYAN GETZLAF	21	21:43	7	10	17	1	32	3	1	3	0	57	12.3
R	10	COREY PERRY	21	16:29	6	9	15	5	37	1	0	1	0	58	10.3
R	8	TEEMU SELANNE	21	19:07	5	10	15	1	10	0	0	2	1	60	8.3
D	25	CHRIS PRONGER	19	30:11	3	12	15	10	26	1	0	0	0	58	5.2
C	19	ANDY McDONALD	21	18:37	10	4	14	6	10	5	0	0	0	64	15.6
L	32	TRAVIS MOEN	21	17:18	7	5	12	5	22	0	0	3	1	34	20.6
C	26	SAMUEL PAHLSSON	21	19:25	3	9	12	10	20	0	0	2	0	30	10.0
D	27	SCOTT NIEDERMAYER	21	29:50	3	8	11	2	26	1	0	2	2	42	7.1
C	44	ROB NIEDERMAYER	21	18:34	5	5	10	9	39	0	1	1	0	42	11.9
D	23	FRANCOIS BEAUQUEMIN	20	30:33	4	4	8	2	16	4	0	0	0	58	6.9
R	17	*DUSTIN PENNER	21	14:04	3	5	8	4	2	0	0	2	0	37	8.1
L	14	CHRIS KUNITZ	13	17:47	1	5	6	1	19	0	0	0	0	28	3.6
C	22	TODD MARCHANT	11	15:44	0	3	3	1-	12	0	0	0	0	19	.0
D	5	RIC JACKMAN	7	6:04	1	1	2	2	2	1	0	0	0	2	50.0
D	21	SEAN O'DONNELL	21	20:20	0	2	2	8	10	0	0	0	0	13	.0
L	24	BRAD MAY	18	7:21	0	1	1	1-	28	0	0	0	0	14	.0
D	40	KENT HUSKINS	21	11:44	0	1	1	4	11	0	0	0	0	5	.0
C	13	MARK HARTIGAN	1	3:34	0	0	0	0	0	0	0	0	0	0	.0
D	34	*AARON ROME	1	11:01	0	0	0	2-	0	0	0	0	0	0	.0
R	46	JOE MOTZKO	3	3:54	0	0	0	0	2	0	0	0	0	2	.0
L	18	*ANDREW MILLER	3	6:59	0	0	0	1	2	0	0	0	0	3	.0
C	52	*RYAN CARTER	4	3:12	0	0	0	1-	0	0	0	0	0	0	.0
R	16	GEORGE PARROS	5	3:49	0	0	0	0	10	0	0	0	0	1	.0
G	30	ILYA BRYZGALOV	5	53:22	0	0	0	0	0	0	0	0	0	0	.0
R	38	*RYAN SHANNON	11	4:03	0	0	0	0	6	0	0	0	0	5	.0
L	45	SHAWN THORNTON	15	3:57	0	0	0	3-	19	0	0	0	0	5	.0
D	33	JOE DIPENTA	16	8:12	0	0	0	0	4	0	0	0	0	3	.0
G	35	J GIGUERE	18	59:16	0	0	0	0	0	0	0	0	0	0	.0

SW#	GOALTENDER	GPI	MINS	AVG	W	L	T	EN	SO	GA	SA	SV %	G	A	PIM
35	J GIGUERE	18	1067	1.97	13	4		0	1	35	451	.922	0	0	0
30	ILYA BRYZGALOV	5	267	2.25	3	1		0	0	10	128	.922	0	0	0
ANA GOALTENDING TOTALS		21	1341	2.01	16	5		0	1	45	579	.922			

2007 PLAYOFF NOTES



CUP IN CALIFORNIA:

By securing their first Stanley Cup championship in franchise history, the Anaheim Ducks also became the first team from California to win the Stanley Cup... their appearance in the Final marked just the fifth time since 1926 that a West Coast team competed for the Stanley Cup (also Vancouver (1982 & 1994), Los Angeles (1993) & Anaheim (2003))... the Ducks were the first West Coast team to win the Stanley Cup since the 1925 Victoria Cougars and the first U.S. team to win it since the 1917 Seattle Metropolitans.

KEEPING IT IN THE FAMILY:

Rob and **Scott Niedermayer** were the first set of brothers to win the Stanley Cup together since Brent and Duane Sutter won with the 1983 New York Islanders (they also won Cup with Islanders in 1982)... they were the first set of brothers to compete on the same team in the Stanley Cup Final since Rich and Ron Sutter played for the Philadelphia Flyers in the 1985 Final vs. the Edmonton Oilers (lost)... the Niedermayers were also the first brother combination on opposing clubs to appear in the Stanley Cup Final since 1946 when they met in the 2003 Stanley Cup Final.

YOUTH RAISE THE CUP:

The 2007 Champions had the largest contingency of players (11) in their first or second NHL year on one Stanley Cup roster... the 1986 Montreal Canadiens are the only team that comes close to the Ducks number of first or second year players on a Stanley Cup winning roster with 10... below is a list of Ducks that were in their first or second NHL season that played in at least one game with the club during their playoff run:

Ilya Bryzgalov
Francois Beauchemin
Ryan Carter
Ryan Getzlaf
Kent Huskins
Chris Kunitz

Drew Miller
Dustin Penner
Corey Perry
Aaron Rome
Ryan Shannon

FOUR SCORE:

The Ducks were the first team since the 1989 Calgary Flames to have one player or fewer to have previously won the Stanley Cup... Scott Niedermayer was the only Ducks player who has previously won the Cup with the 1995, 2000 and 2003 New Jersey Devils... the 1989 Flames entered the Stanley Cup Final without a single player who had previously won a Cup.

ROOKIES CHIP IN:

The Ducks had five rookie players on their roster who competed in at least three 2007 playoff games... the last Stanley Cup championship team to have more than five rookies compete in at least three playoff games during a postseason run were the 1986 Montreal Canadiens, who had eight... below is a list of the rookies on the Ducks Stanley Cup winning roster that competed in at least three playoff games in 2007:

Ryan Carter
Kent Huskins
Drew Miller
Dustin Penner
Ryan Shannon

WASTING LITTLE TIME:

The Anaheim Ducks secured the Stanley Cup in just 21 games... with the 1992 Pittsburgh Penguins, the Ducks were the 5th (tied) fastest run to winning the Stanley Cup in NHL history since the best-of-seven series was implemented in 1987.

Year	Team	Record	Win Percentage
1988	Edmonton Oilers	16-2	.889
1993	Montreal Canadiens	16-4	.800
1997	Detroit Red Wings	16-4	.800
1995	New Jersey Devils	16-4	.800
2007	Anaheim Ducks	16-5	.762
1992	Pittsburgh Penguins	16-5	.762

TOP FLIGHT OVER LAST FOUR YEARS:

The Ducks advanced to the Conference Finals for the third time in the last four NHL seasons... no other team has advanced to the Conference Finals more than once over that span (since 2003 playoffs)... the Sabres and Senators advanced to the Conference Finals for the second time in four years... the Ducks were the ONLY team in the NHL to advance to the Stanley Cup Final twice in the previous four years.

YEAR	EASTERN CONFERENCE FINALS		WESTERN CONFERENCE FINALS		STANLEY CUP FINAL	
	Team	Team	Team	Team	Team	Team
2003	Ottawa	New Jersey	Anaheim	Minnesota	New Jersey	Anaheim
2004	Tampa Bay	Philadelphia	Calgary	San Jose	Tampa Bay	Calgary
2006	Carolina	Buffalo	Anaheim	Edmonton	Carolina	Edmonton
2007	Ottawa	Buffalo	Anaheim	Detroit	Ottawa	Anaheim

FEELING AT HOME IN THE FINAL:

The Ducks remain undefeated at home (7-0) in Stanley Cup Final contests and are 8-0 at home in series-clinching games (4-0 in 2007, 3-0 in 2003 and 1-0 in 1997).

DUCKS IN THE POSTSEASON:

For the first time in franchise history, the Ducks qualified for the Stanley Cup Playoffs in consecutive seasons... the club also qualified in 2006, 2003, 1999 and 1997... the Ducks have a win percentage of .603 in the Stanley Cup Playoffs with a 44-29 overall record.

2007 PLAYOFF NOTES

WINNING THE CLOSE ONES:

The Ducks posted a 12-2 record in games decided by one goal...the club tied the NHL playoff record for the most one-goal victories in one postseason...the 2003 Mighty Ducks of Anaheim had 12 one-goal victories during their Stanley Cup Final run...the 1993 Montreal Canadiens also accomplished this feat as they went on to win the Stanley Cup...in addition, the Ducks were T-2nd in lead-changing, game-winning goals that occurred in the third period or overtime:

GAME-WINNING GOALS IN THE THIRD PERIOD OR OVERTIME

Year	Team	3rd Period/OT Wins
1993	Montreal Canadiens	12
2007	Anaheim Ducks	10
1994	Vancouver Canucks	10
1999	Dallas Stars	10
2003	Mighty Ducks of Anaheim	10

GETTING IT DONE AT HOME:

With their win vs. OTT in Game Five of the Stanley Cup Final, the Ducks won their 10th (10-2) game at home in the postseason and have an overall home record of 23-7 since the start of the 2003 Stanley Cup Playoffs...in addition, Anaheim is 8-0 in series-clinching games at home, including 4-0 in 2007 (3-0 in 2003, 1-0 in 1997).

DUCKS AT PEAK PLAYOFF SPOT SINCE 2003:

The Ducks have the most playoff wins (40) AND best playoff winning percentage (.690) in the NHL since the start of the 2003 post-season...below is a look at the top 10 playoff win totals in the NHL since 2003:

	GP	W	L	Win %
Anaheim Ducks	58	40	18	.690
Ottawa Senators	53	30	23	.566
New Jersey Devils	49	27	22	.551
Tampa Bay Lightning	45	24	21	.533
San Jose Sharks	39	22	17	.564
Calgary Flames	39	20	19	.512
Buffalo Sabres	33	20	13	.606
Philadelphia Flyers	37	19	18	.513
Edmonton Oilers	30	17	13	.566
Carolina Hurricanes	25	16	9	.640

OVERTIME ON DUCKS SIDE:

Since the 2003 Stanley Cup Playoffs, the Ducks have appeared in 15 postseason contests that have been decided in overtime...the club is 13-2 in those games, the most by any team since 2003...below is a look at the top six teams in the NHL with the most overtime playoff wins:

Team	GP	W	L	Win %
Anaheim	15	13	2	.867
Ottawa	11	7	4	.636
Colorado	9	6	3	.667
Calgary	9	6	3	.667
Buffalo	10	6	4	.600
Vancouver	11	6	5	.545

GIGUERE OUTSTANDING IN OVERTIME:

With the Ducks' overtime loss April 27 vs. VAN in Game Two of the Western Conference Semifinals, J.S. Giguere snapped his OT shutout streak at 197:52, which is the longest OT playoff minute shutout streak in NHL history...Giguere's streak began on April 10, 2003 in the CQF vs. DET when the Ducks edged the Red Wings, 2-1 in triple overtime...in 250:47 career postseason OT minutes, Giguere has a 0.24 GAA and .990 SV% (101-for-102)...with two OT wins in the CSF vs. VAN (May 1 and May 3) and two in the WCF vs. DET (May 13 and May 20), he is now 12-1 in his career in overtime (7-0 in 2003, 1-0 in 2006 and 4-1 in 2007)...Giguere is the only player to post a 12-1 record in OT in his first 13 career playoff OT games...in addition, Giguere's OT winning percentage (.923) is the highest for any goaltender with 10-plus OT decisions:

BEST POST SEASON OVERTIME RECORDS

(minimum of 10 overtime appearances)

PLAYER	Team	GP	W	L	WIN %
Jean-Sebastien Giguere	ANA	13	12	1	.923
Billy Smith	NYI	21	16	5	.762
Felix Potvin	TOR/LA	20	15	5	.750
Arturs Ibe	SJ/CAR	12	9	3	.750
Johnny Bowser	TOR	11	8	3	.727

GIGUERE TOUGH TO BEAT:

J.S. Giguere allowed two goals or less in 13 of his 18 appearances in the 2007 Stanley Cup Playoffs...he recorded a shutout on May 30 vs. OTT in Game Two of the SCF when he stopped all 16 shots he faced...it was his sixth career postseason shutout, with the previous five coming in the 2003 playoff campaign (most recent: June 2, 2003 vs. NJ in Game Four of the SCF, also a 1-0 victory)...he finished the postseason 4th in the NHL with a 1.97 GAA and T-5th in the NHL with a .922 SV%, stopping 416-of-451 shots...in addition, he successfully stopped the only penalty shot he faced during the 2007 postseason on June 6 vs. OTT (A. Vermette @ 7:23 of the third period)...he won 13 of his 17 starts, including four OT victories (May 3 vs. VAN, May 1 @ VAN, May 13 @ DET and May 20 @ DET) and stopped all shots he faced coming on in relief of Ilya Bryzgalov on April 17 @ MIN...Giguere has appeared in 45 career postseason contests, posting a 31-13 record, with a 1.96 GAA and .929 SV%.



SWEDE SUCCESS FOR PAHLSSON:

Center **Samuel Pahlsson**, not usually known as a scorer (8-18=26 in 2006-07 regular season) became a major contributor to the Ducks offense during the postseason... Pahlsson recorded 3-9=12 points in 21 playoff games and was 7-6th on the team in scoring...he recorded the GWG in two of the Ducks last five wins of the postseason...he scored the lone goal for the Ducks in their Game Two victory of the SCF on May 30 vs. OTT...in addition, Pahlsson scored the game-winner in the Ducks' series-clinching Game Six of the WCF vs. DET on May 22...he also led the league in postseason faceoff wins (249) and hits (79).

GETZLAF BREAKS THROUGH:

In just his second season, center **Ryan Getzlaf** was one of the more prolific scorers throughout the Ducks postseason run...he earned 7-10=17 points in 21 postseason contests, eclipsing his point total in the 2006 Stanley Cup Playoffs by 10 points (3-4=7)...Getzlaf led the club in scoring, was 2nd in goal scoring and 5th in the NHL in postseason scoring...in addition, he was T-2nd in the NHL in game-winning goals (3) and short-handed goals (1)...he also had a two-game goal streak (2-0=2) May 22-28 and scored three goals in the last six games (3-3=6)...Getzlaf collected 4-4=8 points in the last eight playoff games and 4-6=10 points in the last 11 games.

S. NIEDERMAYER SHINES IN OT:

On May 3 in the CSF, defenseman **Scott Niedermayer** scored the series-clinching OT goal against the Vancouver Canucks in the CSF...it was the first OT goal of his postseason career, while also holding the all-time regular season OT goal record among defensemen with 10...he added a second postseason OT goal, just 10 days after the first, on May 13 at Detroit in Game Two of the WCF (4-3 victory)...in addition, on May 20 in Game 5 of the WCF at Detroit, Niedermayer scored the game-tying goal with 48 seconds left before **Teemu Selanne** scored in OT to give the Ducks a crucial 2-1 victory...Niedermayer tied the record for most OT goals by a defenseman in one playoff year:

MOST OVERTIME GOALS BY DEFENSEMAN IN ONE PLAYOFF YEAR

Year	Player	Team	Goals
2007	Scott Niedermayer	Anaheim	2
2002	Niclas Wallin	Carolina	2
1995	Chris Chelios	Chicago	2
1950	Leo Reise, Jr.	Detroit	2

CHECKING LINE BECOMES SCORING LINE:

The Ducks line combination of **Samuel Pahlsson-Rob Niedermayer-Travis Moen** was the Ducks checking line all season, but in addition to their defensive responsibilities, all three became prolific scorers in the postseason...the line combined for 15-19=31 points in 21 postseason games, including six GWGs...Moen recorded the game-winner in Game Five of the SCF on June 6 vs. OTT (also recorded the first two-goal game of his postseason career) and the OT goal in Game Four of the CSF on May 1 @ VAN...in addition, he also scored the game-winner in Game One of the SCF vs. OTT...Pahlsson had two game-winners (May 30 vs. OTT in Game Two of the SCF, 1-0 victory and May 22 vs. DET in Game Six of the WCF, 5-3 victory) and R. Niedermayer had one game-winner (Apr. 15 vs. MIN in Game Three of the CQF)...the trio recorded a combined +24 rating throughout the 2007 Stanley Cup playoffs.

PRONGER AT THE TOP OF HIS GAME:

In 19 postseason contests, **Chris Pronger** scored 3-11=14 points, which tied for 2nd on the team and 2nd in the NHL among defensemen...he was also T-7th in overall scoring, T-4th in overall assists and T-3rd in power play assists...the 2007 Stanley Cup Playoffs marked the 11th year he appeared in the postseason and recorded his second-highest career point total (5-16=21 points with EDM in 2005-06)...in addition, he was 4th in the NHL in avg. TOI with 30:11/g.

BATTLING BACK:

On May 1 @ VAN, the Ducks rallied from a 2-0 deficit in the third period, to eventually take the game in overtime...it marked the first time the club had successfully battled back from a two-goal deficit to win in postseason history...Travis Moen scored the game-winner, just over two minutes into the first overtime, marking his first career OT goal in the playoffs...with the Ducks' OT win, teams in the 2007 playoffs with a two-goal lead at any point in the game went 42-4...the only teams to come back from a two-goal deficit in the postseason are Detroit and Ottawa...Detroit rallied from two goals down twice to eventually beat San Jose 3-2 on both occasions (April 28 @ DET and May 2 @ SJ)...Ottawa came back from a two-goal deficit to win in double OT, 4-3 against Buffalo (May 12 @ BUF).

BROTHERS TEAMING UP WHEN IT COUNTS:

Brothers **Scott** and **Rob Niedermayer** both had vital roles in three of the Ducks' playoff victories...on May 3 in their series-clinching game vs. Vancouver in the CSF, Rob's hit on Jannik Hansen helped to turn the puck over for Scott's OT goal against Roberto Luongo...on May 13 at Detroit in the WCF, Rob had the first assist on Scott's second OT goal in as many games...in Game One of the Stanley Cup Final on May 28 vs. Ottawa, both Rob and Scott assisted on **Travis Moen's** game-winning goal as the Ducks held onto a 3-2 victory.

DEFENSE FIRST:

The Ducks allowed just 45 goals in 21 2007 Stanley Cup Playoff games...the club allowed an average of 2.14 goals-per-game, good for 3rd in the NHL in the postseason.

SHUTTING THE DOOR:

The Ducks 2007 Stanley Cup Playoff record when...

Category	Record
When scoring two or more goals in a game	15-1
When opponents are held to less than 35 shots	14-3
When not allowing a power play goal	9-1
When scoring first	10-2

2007 PLAYOFF NOTES

SHARING THE LOAD:

Defensemen **Francois Beauchemin** (30:33/g), **Chris Pronger** (30:11/g) and **Scott Niedermayer** (29:50/g) were 3rd, 4th and 5th, respectively, in the NHL in avg. TOI...the only other playoff team that had three players in the top 10 in avg. TOI was Vancouver (Ohlund, 6th; Bieksa, 9th; Kesler, 10th), which was eliminated by Anaheim in the CSF on May 3.

MAC'S BIG NIGHT:

On April 25 vs. VAN, Ducks center **Andy McDonald** recorded his first career hat trick (regular or postseason)...in addition, it was the club's second playoff hat trick in franchise history...McDonald also added an assist for 3-1=4 points, tying the most points recorded by a Duck in playoff history...**Joffrey Lupul** scored 4-0=4 points on May 9, 2006 in the CSF vs. COL, recording the club's first-ever postseason hat trick and four-point game.

KUNITZ PROVIDES SUPPORT:

On April 25 vs. VAN, the Ducks scored three goals in the first period, the most in the opening session by the club in the 2007 postseason...left wing **Chris Kunitz** provided the assists on all three goals (0-3=3), marking the first time in club history a player has collected three assists in a single period in the playoffs.

SELANNE BREAKS YET ANOTHER CLUB RECORD:

On April 13 vs. MIN in Game Two of the CQF, **Teemu Selanne's** assist broke Paul Kariya's franchise record for career points in the postseason...he broke the club's playoff goals record May 23, 2006 @ EDM, scoring his 15th career postseason goal as a Duck.

BEAUCHEMIN REPEATS FEAT:

Francois Beauchemin's two goals April 13 vs. MIN marked the third time in club history a Ducks defenseman had scored two goals in a playoff game...Beauchemin has done it twice, also scoring two goals on April 25, 2006 vs. CGY (Game 3)...the only other Ducks defenseman to score two goals in a playoff game was **J.J. Daigneault**, who did so in Game Two of the CQF on April 18, 1997 vs. PHX.

NIGHT OWLS:

The Ducks' double-overtime, series-clinching win on May 3 vs. VAN in Game Five of the CSF was the club's seventh multiple-overtime game in club history...the Ducks have gone 4-3 in those seven games...the club's last multiple overtime game before May 3 came on April 27 in Game Two of the CSF vs. VAN (3-2, Cowan GWG).

HATCHING HEAD COACHES IN ANAHEIM:

Of the four teams that competed in the Western Conference Semifinals, three were led by coaches who received their NHL head coaching start in Anaheim...**Ron Wilson** (SJ) served as Anaheim's head coach from 1993-97, while **Mike Babcock** made his head coaching debut with the Ducks from 2002-04...**Randy Carlyle** has coached the Ducks for the past two seasons, helping the team advance to the Stanley Cup Playoffs in consecutive seasons for the first time in franchise history...Vancouver's head coach, **Alain Vigneault**, the only CSF coach to have not served in Anaheim, succeeded Carlyle as the head coach of the Manitoba Moose (AHL) in 2005...in addition, another Anaheim connection existed in the Stanley Cup Final...Ottawa head coach **Bryan Murray** was the head coach of the Ducks in 2001-2002, before taking over as GM of the club (2002-2004).

PLAYOFF DEBUTS:

On April 11 vs. MIN in Game 1 of the CQF, three Ducks made their career postseason debuts...**Mark Hartigan**, **George Parros** and **Kent Huskins** all took the ice for the first time in NHL postseason competition...the three players recorded a combined 17:42 of TOI and maintained an even plus/minus rating...**Ryan Shannon** made his postseason debut on April 13 vs. MIN...after two games as a healthy scratch, **Shawn Thornton** played in a postseason contest for the first time on April 15 @ MIN and went on to play in 15 games going scoreless with 19 PIM...after his recall on April 8, **Aaron Rome** made his postseason debut on April 17 @ MIN, logging 11:01 of ice time...**Drew Miller** appeared in his first playoff contest April 19 vs. MIN (2:15 TOI), which also happened to be his NHL debut, in addition, **Miller** played in Games One and Two of the SCF, going scoreless with a +1 rating and two PIM...**Ryan Carter** made his NHL career debut on May 17 vs. DET in Game Four of the WCF...he also appeared in Game Four of the SCF...**Joe Motzko** logged 6:16 of ice time and recorded three hits in his first career NHL playoff game on May 20 @ DET.

2006 DUCKS PLAYOFF STATS



POS	NO.	PLAYER	GP	AVG		G	A	PTS	+/-	PIM	PP	SH	GW	OT	S	PCTG
				TOI												
R	13	TEEMU SELANNE	16	17:55	6	8	14	0	6	1	0	2	0	53	11.3	
C	22	TODD MARCHANT	16	17:33	3	10	13	14	14	0	0	0	0	26	11.5	
R	15	JOFFREY LUPUL	16	16:43	9	2	11	9	31	1	0	1	1	62	14.5	
D	27	SCOTT NIEDERMAYER	16	28:53	2	9	11	1	14	1	1	1	0	48	4.2	
R	76	*DUSTIN PENNER	13	13:15	3	6	9	10	12	0	0	0	0	41	7.3	
D	23	*FRANCOIS BEAUCHEMIN	16	27:26	3	6	9	0	11	3	0	0	0	35	8.6	
C	19	ANDY MCDONALD	16	16:33	2	7	9	0	10	2	0	0	0	48	4.2	
L	38	*CHRIS KUNITZ	16	12:30	3	5	8	1-	8	0	0	0	0	34	8.8	
C	51	*RYAN GETZLAF	16	15:49	3	4	7	3-	13	2	0	1	0	38	7.9	
D	24	RUSLAN SALEI	16	22:08	3	2	5	10	18	0	0	1	0	27	11.1	
D	21	SEAN O'DONNELL	16	16:43	2	3	5	8	23	0	0	1	1	10	20.0	
C	26	SAMUEL PAHLSSON	16	17:06	2	3	5	2	18	0	0	2	0	22	9.1	
L	12	JEFF FRIESEN	16	11:14	3	1	4	1-	6	0	0	0	0	15	20.0	
C	44	ROB NIEDERMAYER	16	19:35	1	3	4	1-	10	1	0	0	0	24	4.2	
D	5	VITALY VISHNEVSKI	16	13:40	0	4	4	2	10	0	0	0	0	8	.0	
R	61	*COREY PERRY	11	9:32	0	3	3	4-	16	0	0	0	0	14	.0	
L	32	TRAVIS MOEN	9	8:25	1	0	1	1	10	0	0	0	0	5	20.0	
R	17	JONATHAN HEDSTROM	3	16:57	0	1	1	0	2	0	0	0	0	1	.0	
G	35	J GIGUERE	6	53:03	0	0	0	0	0	0	0	0	0	0	.0	
G	30	*ILYA BRYZGALOV	11	59:54	0	0	0	0	2	0	0	0	0	0	.0	
L	29	TODD FEDORUK	12	8:19	0	0	0	1-	16	0	0	0	0	12	.0	
D	33	JOE DIPENTA	16	11:34	0	0	0	1	13	0	0	0	0	5	.0	

SW#	GOALTENDER	GPI	MINS	AVG	W	L	T	EN	SO	GA	SA	SV %	G	A	PIM
30	*ILYA BRYZGALOV	11	659	1.46	6	4		2	3	16	285	.944	0	0	2
35	J GIGUERE	6	318	3.40	3	3		0	0	18	132	.864	0	0	0
ANA GOALTENDING TOTALS		16	988	2.19	9	7		2	3	36	419	.914			

2006 DUCKS PLAYOFF STATS

DUCKS SET PLAYOFF TEAM MARKS:

The Ducks set a club record for goals in a playoff season, scoring 46 times in 2006...other notable team records set in 2006, were most goals in a playoff game (6 @ EDM on 5/25), goals in a period (4, twice in 2006), penalty minutes in a playoff season (267) and penalty minutes in a series (vs. CGY)...the club also tied the mark for playoff goals in a series (17, vs. CGY; also vs. PHX in 1997).

ROOKIES MAKE THEIR MARK:

Of the 128 team points (48-80=128) the Ducks scored during the postseason, Anaheim rookies accounted for 12-25=37 of them (28.9%)...the 37 rookie points were the most in one playoff year since the 1993 Los Angeles Kings had 40 rookie points...of the 16 goals the Ducks scored in the Western Conference Semifinals series versus Colorado, three were scored by rookies and all but three figured a rookie on the score sheet...the last time a team had six rookies play a game in the Conference Finals was the 1991 Boston Bruins (although only one, Jeff Lazaro, played all six games of the series).

TWO STILL PLAYING:

Anaheim was the only NHL organization to have both their NHL team and AHL affiliate reach each respective league's conference final...The Portland Pirates clinched the Atlantic Division Final Series, defeating the Hartford Wolfpack four games to two to advance to the Eastern Conference Final, where they fell to the Hershey Bears 4-3.

SIX IN A ROW:

With their Western Conference Semifinal series-clinching win in Game 4 (May 11) versus COL, the Ducks tied the franchise record for consecutive playoff victories with six...the record was set during the 2003 postseason from 4/10/03-4/26/03...the Ducks swept Detroit in the conference quarterfinals and won their first two games at Dallas in the conference semifinals.

13 UNANSWERED:

The Ducks scored 13 unanswered goals, from Game 6 (May 1) versus Calgary in the Western Conference Quarterfinals to Game 3 (May 9) versus Colorado in the Western Conference Semifinals...the Flames scored at 10:18 of the first period and the Ducks scored 13 goals without allowing a goal against until Dan Hinote scored at 19:33 of the first period in Game 3...The last team to score 13 or more unanswered goals in the postseason was Detroit with 14 from 5/15/95-5/23/95.

MARCHANT TIES RECORD:

Ducks center **Todd Marchant** tied the club record for most assists in a playoff game with three in Game 4 (May 25) of the Western Conference Finals at Edmonton...the feat had been accomplished three times previously (Dustin Penner, 5/9/06 @ COL, Steve Rucchin, 4/21/99 @ DET and Petr Sykora, 4/26/03 @ DAL).

NOBODY BEATS THE BRYZ:

Ilya Bryzgalov tied an NHL record with three consecutive shutouts (done five times previously) in Game 7 of the Conference Quarterfinals versus Calgary (May 3), Game 1 (May 5) and Game 2 (May 7) of the Conference Semifinal versus Colorado... In addition Bryzgalov's shutout sequence of 249:15, is the second-longest in NHL postseason history and is the longest ever by a rookie. Gerry McNeil previously held the rookie record at 218:42...Bryzgalov stopped 98 consecutive shots.

LONGEST SHUTOUT SEQUENCE BY A GOALTENDER IN ONE PLAYOFF YEAR:

Streak	Goaltender	Team	Dates
270:08	George Hainsworth	Canadiens	3/28-4/3, 1930
249:15	Ilya Bryzgalov	Ducks	5/3-5/7, 2006
248:35	Dave Kerr	Rangers	3/25-4/6, 1937
248:32	Normie Smith	Red Wings	3/24-28, 1936
218:42	Gerry McNeil	Canadiens	3/27-31, 1951
217:54	J.S. Giguere	Ducks	5/5-16, 2003

FIRST IN 61 YEARS:

In Game 1 (May 5) versus COL, Ducks goaltender **Ilya Bryzgalov** became the first rookie to record consecutive shutouts in the playoffs since 1945...the last rookie goaltender to post consecutive shutouts in the postseason was Toronto's Frank McCool in April of 1945...McCool had three consecutive shutouts versus Detroit on April 6, 8 and 12...Bryzgalov tied him for the rookie record.

ANOTHER ONE FOR BRYZ:

Ilya Bryzgalov is only the fourth rookie goaltender to win all four games of a playoff series sweep...the others are Chicago's Tony Esposito in 1970 vs. Detroit; Montreal's Jacques Plante in 1954 vs. Boston; Montreal's Bill Durnan in the 1944 Stanley Cup Finals versus Chicago.

2006 PLAYOFF NOTES



BRYZ SHUTS THE DOOR:

Ilya Bryzgalov's shutout in Game 7 (May 3) of the Western Conference Quarterfinals at Calgary was the first shutout by a rookie in a Game 7 since May 15, 1993, when Felix Potvin of Toronto shutout St. Louis...in addition, it was only the third shutout in a Game 7 by a rookie in NHL history as the New York Islanders' Chico Resch was the first goalie to do so in 1975 at Pittsburgh...Bryzgalov led the NHL in GAA (1.46), SV% (.944) and shutouts (3).

SELANNE WITH ANOTHER DUCK RECORD:

Ducks right wing **Teemu Selanne** had points in seven straight playoff games (Apr. 23-May 5), scoring 4-5=9 points, tying a club record for longest playoff point streak (also, Dmitri Mironov (0-8=8 points), Apr. 24-May 8, 1997).

PENNER IN THE FRANCHISE RECORD BOOK:

With three assists in Game 3 (May 9) of the Conference Semifinals versus Colorado, Ducks left wing **Dustin Penner** tied the franchise record for most assists in a playoff game (done twice previously, Steve Rucchin, 4/21/99 @ DET and Petr Sykora, 4/26/03 @ DAL)...his three assists are the first ever recorded by a rookie in a single playoff game in team history.

RALLY:

Anaheim's Western Conference Quarterfinal win versus Calgary marked the second time the club has ever rallied from a series deficit to win (also 1997, down 3-2 vs. PHX, won series 4-3).

DECIDING RECORD:

With their 3-0 victory in Game 7 (May 3) of the Western Conference Quarterfinal at Calgary, the Ducks improved their record in Game 7s to 2-1...the win at Calgary was the Ducks' first series clinching game on the road...in their first ever Game 7 (April 29) versus Phoenix in the 1997 Conference Quarterfinals, the Ducks won 3-0...in Game 7 (June 9) of the 2003 Stanley Cup Finals, the Ducks dropped a 3-0 decision to the New Jersey Devils.

PERFECT IN GAME 6:

With a 2-1 victory in Game 6 (May 1) in Anaheim, the Ducks extended their perfect record in Game 6s to four games...below is a list:

Date	Series	Opponent Score
May 1, 2006	CQF vs. CGY	W, 2-1
June 7, 2003	SCF vs. NJ	W, 5-2
May 5, 2003	CSF vs. DAL	W, 4-3
April 27, 1997	CQF @ PHX	W, 3-2 (OT)

TWO FOR THE ROOKIES:

Mighty Ducks defenseman **Francois Beauchemin's** two goals (both PPGs) in Game 3 of the Western Conference Quarterfinals set a club record for goals in a playoff game by a rookie...in addition, he tied the club record for most goals in a playoff game (eight times previously), most goals by a defenseman in a playoff game (J.J. Daigneault, Game 2 of CQF, April 18, 1997) and most power play goals in a playoff game (Adam Oates, Game 4 of WCF, May 16, 2003)...**Dustin Penner** tied the record with two goals in Game 4 (May 25) of the Western Conference Finals.

OH WHAT A NIGHT:

In Game 3 (May 9) at Colorado in the Western Conference Semifinals, Joffrey Lupul scored all four of the Ducks goals, including the game-winner in overtime...in doing so, he became the first player in NHL playoff history to score four goals, including the overtime winner...the four-goal game was the first ever by a Ducks player in the postseason or regular season...he's the first player to account for all four of his team's goals in a win since Maurice "Rocket" Richard did so on March 23, 1944...the feat had been accomplished twice previously...prior to Lupul's four goals, the last player to score four goals in a playoff game was Theo Fleury on May 13, 1995 for the Flames in a 6-4 win over San Jose...below is a list of players to account for all four of their teams goals:

PLAYERS TO SCORE 4+ GOALS, ACCOUNTING FOR ALL HIS TEAM'S GOALS (NHL PLAYOFF HISTORY)

Date	Teams	Goals
05/09/2006	ANA 4 vs COL 3	Joffrey Lupul 4 (win)
04/26/1993	NYI 4 at WAS 6	Ray Ferraro 4 (loss)
04/10/1986	CHI 4 vs TOR 6	Denis Savard 4 (loss)
03/23/1944	MTL 5 vs TOR 1	Rocket Richard 5 (win)
03/22/1919	MTL 4 at SEA 2	Newsy Lalonde 4 (win)

LUPUL'S BIG NIGHT:

Ducks right wing **Joffrey Lupul** became the first Ducks player to score four goals in a playoff or regular season game...in addition, Lupul broke the playoff record for goals in a series; he had six in four games in the Western Conference Semifinal series versus Colorado (Paul Kariya and Teemu Selanne each had five goals in the 1997 Conference Quarterfinals versus Phoenix, seven games)...he has also eclipsed the record for goals in a playoff season with nine (seven was the previous record, done three times: Paul Kariya and Teemu Selanne in 1997, 11 games; and Steve Rucchin, 2003, 21 games)...his three-game goal streak (6-0=6) from May 7-11, is the longest goal streak in club playoff history.

2003 DUCKS PLAYOFF STATS

POS	NO.	PLAYER	AVG												
			GP	TOI	G	A	PTS	+/-	PIM	PP	SH	GW	OT	S	PCTG
C	77	ADAM OATES	21	19:15	4	9	13	2	6	3	0	1	0	18	22.2
R	39	PETR SYKORA	21	18:38	4	9	13	3	12	1	0	2	2	58	6.9
L	9	PAUL KARIYA	21	21:14	6	6	12	0	6	0	0	1	1	53	11.3
L	12	MIKE LECLERC	21	19:01	2	9	11	3	12	1	0	2	1	55	3.6
C	20	STEVE RUCCHIN	21	23:34	7	3	10	2-	2	1	0	2	1	46	15.2
C	44	ROB NIEDERMAYER	21	23:34	3	7	10	5-	18	0	2	0	0	41	7.3
R	32	STEVE THOMAS	21	15:12	4	4	8	2	8	2	0	3	1	40	10.0
D	8	SANDIS OZOLINSH	21	23:37	2	6	8	8	10	0	0	1	0	39	5.1
L	23	*STANISLAV CHISTOV	21	13:21	4	2	6	4	8	0	0	1	0	33	12.1
C	26	SAMUEL PAHLSSON	21	16:40	2	4	6	1	12	0	0	0	0	24	8.3
D	24	RUSLAN SALEI	21	26:05	2	3	5	3	26	0	0	1	1	33	6.1
L	10	JASON KROG	21	12:10	3	1	4	3	4	0	0	0	0	23	13.0
D	3	KEITH CARNEY	21	26:39	0	4	4	3	16	0	0	0	0	26	.0
D	28	NICLAS HAVELID	21	25:41	0	4	4	0	2	0	0	0	0	29	.0
D	34	*KURT SAUER	21	20:44	1	1	2	3	6	0	1	1	0	8	12.5
C	11	MARC CHOUINARD	15	7:16	1	0	1	1	0	0	0	0	0	11	9.1
R	21	DAN BYLSMA	11	9:44	0	1	1	3	2	0	0	0	0	12	.0
G	35	J GIGUERE	21	67:00	0	1	1	0	0	0	0	0	0	0	.0
D	5	VITALY VISHNEVSKI	21	10:01	0	1	1	3-	6	0	0	0	0	8	.0
D	2	FREDRIK OLAUSSON	1	3:19	0	0	0	0	0	0	0	0	0	0	.0
L	14	*CAM SEVERSON	1	2:24	0	0	0	0	0	0	0	0	0	0	.0
G	29	MARTIN GERBER	2	10:01	0	0	0	0	0	0	0	0	0	0	.0
L	22	*ALEXEI SMIRNOV	4	4:21	0	0	0	0	2	0	0	0	0	3	.0
R	18	PATRIC KJELLBERG	10	10:30	0	0	0	2-	0	0	0	0	0	6	.0

SW#	GOALTENDER	GPI	MINS	AVG	W	L	T	EN	SO	GA	SA	SV %	G	A	PIM
35	J GIGUERE	21	1407	1.62	15	6	1	5	38	697	.945	0	1	0	0
29	MARTIN GERBER	2	20	3.00	0	0	0	0	1	6	.833	0	0	0	0
ANA GOALTENDING TOTALS		21	1428	1.68	15	6	1	5	40	704	.943				

* Rookie



2003 PLAYOFF NOTES



DUCKS CAPTURE FIRST WESTERN CONFERENCE CHAMPIONSHIP:

The Ducks finished the 2003 playoffs with a record of 15-6, recording the highest winning percentage in the NHL (.714)...the Ducks had a 9-1 record at home during the playoffs, second only to New Jersey's 12-1 mark...Anaheim swept the Minnesota Wild to win the Western Conference Championship, advancing to the Stanley Cup Finals for the first time in club history...the Ducks became the second post 1990's expansion team to reach the Finals, following the Florida Panthers in 1996 (vs. Colorado)...since the NHL assumed control of the Stanley Cup Finals after the 1926 season, the Ducks were only the fourth team in league history from the Pacific Time Zone to reach the Finals (Vancouver in 1994 and 1982, Los Angeles in 1993).

TEAM DEFENSE LEADS TO NHL RECORD:

The Ducks set an NHL record in their Western Conference Finals series vs. Minnesota, allowing the fewest goals against in a best-of-7 series by allowing just a single marker to the Wild...Andrew Brunette scored at 4:37 of the first period in Game Four to notch the first Minnesota goal...the 1935 Toronto Maple Leafs and 1952 Detroit Red Wings each surrendered two goals in four-game series.

OVERTIME MAGIC FOR DUCKS IN 2003:

The Ducks went 7-0 in overtime in the 2003 playoffs, becoming the first team in NHL playoff history to go undefeated in OT when playing in at least six such contests...the seven consecutive overtime wins was second only to the 1993 Canadiens (10) for consecutive OT wins during one playoff season (Montreal finished 10-1 in OT)... Anaheim was the first team in NHL history to win four games in overtime in their first six postseason contests (Ducks were also the sixth team in NHL history to PLAY in four OT games in the first six playoff contests...the Ducks also became the first team since the 1994 Vancouver Canucks (April 26-30) to win three straight playoff games in overtime (no team has ever won four straight)...the Ducks won three straight spanning Game 4 of the conference Quarter-Finals (Apr. 16) and Games 1 & 2 of the conference Semi-Finals (Apr. 24-26)...the Ducks had six different goal scorers in the seven overtime games (Sykora had two; Kariya, Rucchin, Leclerc, Thomas and Salei had one).

DUCKS TAKE CARE OF BUSINESS AT HOME:

The Ducks finished 9-1 at home in the playoffs, including seven-straight home wins to end the postseason (second longest of '03 playoffs, behind New Jersey's eight)...the club's only loss was a 2-1 setback to Dallas in Game 3 of the Conf. Semifinals...the Ducks earned a record of 3-1 in Game 3, 4-0 in Game Four and 2-0 in Game 6...the club out-scored the opposition 26-to-13 at home this postseason...the Ducks allowed one-goal-or-fewer on five occasions.

WINNING THE CLOSE ONES:

The Ducks had a remarkable 12-1 record in the 2003 playoffs in games decided by one goal-or-less...the 12 one-goal wins tied the most in league history during one playoff year (also 1993 Canadiens)... The Ducks two-goal win in Game 1 of the Western Conference Finals broke a string of nine consecutive wins by a one-goal margin (4/10/03 - 5/10/03), which broke the record for one playoff year...the previous record was seven, done twice before (1989 Canadiens and 2001 Kings)...five of the games needed overtime to be decided...the Ducks eight consecutive one-goal decisions to start the playoffs tied the record for one playoff year (1989 Canadiens).

MOST 1-GOAL WINS IN A SINGLE POST SEASON:

Year	W	L
1993 Montreal Canadiens	12	1
2003 Mighty Ducks of Anaheim	12	1
2000 Dallas Stars	10	4
2000 New Jersey Devils	9	5
2002 Carolina Hurricanes	9	4

PLAYOFF SPECIAL TEAMS:

The Ducks went 8-for-70 (11.4%) overall on the power play in the postseason (ranking 13th)...the club was 61-for-70 (87.1%) on the penalty kill (ranking fifth)...Anaheim scored its first-ever shorthanded goal in a playoff game in Game 1 @ DAL (4/24/03 - **Rob Niedermayer**) and had three in the playoffs (tied for most in NHL with Ottawa).

OFF AND RUNNING:

The Ducks began the playoffs on a six-game winning streak, which was the longest of the 2003 playoffs...by going 6-0 vs. Detroit and Dallas, Anaheim became the first team in NHL history to win six-straight games to start the playoffs vs. teams that had over 100+ points in the regular season...in addition, the Ducks joined the former Minnesota North Stars (now Dallas Stars) as the only teams in NHL history to start the postseason as a road team and win six-straight...the North Stars won six straight from April 8-19, 1981.

2003 PLAYOFF NOTES

CONSECUTIVE WINS FROM START OF A POST SEASON - FIRST OF WHICH WAS ON THE ROAD

6	Mighty Ducks of Anaheim	4/10/03 - 4/26/03
6	Minnesota North Stars	4/08/81 - 4/19/81
5	Detroit Red Wings	3/24/36 - 4/7/36
5	New York Rangers	3/23/37 - 4/6/37
5	Toronto Maple Leafs	4/13/01 - 4/26/01

GIGUERE MAKES HISTORY IN OT:

J.S. Giguere owns the longest scoreless OT minutes streak in NHL playoff history...he surpassed Patrick Roy to set an NHL record in Game 3 vs. New Jersey and has a current streak of 168:22...with three shutouts vs. Minnesota in the Conference Finals, Giguere was the sixth netminder in NHL history to record three consecutive playoff shutouts and the first to do so in the Conference Finals or NHL Semifinals...Giguere joined Clint Benedict (Montreal Maroons, 1926), John Ross Roach (New York Rangers, 1929), Frank McCool (Toronto, 1945), Brent Johnson (St. Louis, 2002) and Patrick Lalime (Ottawa, 2002) for that record...he also tied an NHL Playoff Record for most shutouts in a series, set eight times previously, including twice last season by Brent Johnson (St. Louis) and Patrick Lalime (Ottawa)...below is a closer look:

LONGEST OVERTIME SHUTOUT STREAKS (PLAYOFFS)

Jean-Sebastien Giguere	168:27 (4/10/2003 - 5/31/2003)
Patrick Roy	162:56 (5/8/1996 - 4/20/1997)
Charlie Gardiner	149:15 (3/26/1931 - 4/10/1934)
Ed Belfour	141:42 (6/19/1999 - 6/10/2000)
Gerry McNeil	124:39 (4/4/1950 - 4/11/1951)

GOALIES WITH CONSECUTIVE SHUTOUTS IN NEXT-TO-LAST ROUND OF STANLEY CUP PLAYOFFS

3	05/10/2003 05/14/2003	Giguere, Jean-Sebastien, Ana.
2	04/08/1950 04/09/1950	Lumley, Harry, Det.
2	03/25/1952 03/27/1952	Sawchuk, Terry, Det.
2	03/29/1960 03/31/1960	Plante, Jacques, Mtl.
2	04/01/1961 04/04/1961	Hall, Glenn, Chi.
2	05/20/1994 05/22/1994	McLean, Kirk, Van.
2	05/17/2001 05/19/2001	Brodeur, Martin, N.J.
2	05/29/2002 05/31/2002	Hasek, Dominik, Det.

- No goalie previous to Giguere had ever had THREE consecutive shutouts in the next-to-last round of the playoffs (SINCE 1943-44 - Modern Era)

DUCKS AND STARS PLAYED AN INSTANT CLASSIC:

The Ducks and Stars five overtime match in Game 1 (Apr. 24) was the fourth longest in NHL history with a total of 140 minutes and 48 seconds of hockey played that night...It was deemed an "Instant Classic" by ESPN Classic network...Keith Carney played a game-high 83 shifts and posted a team-high 56:20 TOI...below is a look at the top 10 longest games in NHL history:

LONGEST GAMES IN NHL HISTORY

Date	Score	Scorer	OT	Series
Mar. 24/36	Detroit 1 at Montreal Maroons 0	Mud Bruneteau	116:30	SF
Apr. 3/33	Boston 0 at Toronto 1	Ken Doraty	104:46	SF
May 4/00	Philadelphia 2 at Pittsburgh 1	Keith Primeau	92:01	CSF
Apr. 25/03	Anaheim 4 at Dallas 3	Petr Sykora	80:48	CSF
Apr. 24/96	Pittsburgh 3 at Washington 2	Petr Nedved	79:15	CQF
Mar. 23/43	Toronto 3 at Detroit 2	Jack McLean	70:18	SF
Mar. 28/30	NY Rangers 1 at Montreal 2	Gus Rivers	68:52	SF
Apr. 18/87	NY Islanders 3 at Washington 2	Pat LaFontaine	68:47	DSF
Apr. 27/94	New Jersey 0 at Buffalo 1	Dave Hannan	65:43	CQF
Mar. 27/51	Montreal 3 at Detroit 2	Maurice Richard	61:09	SF
Mar. 27/38	NY Americans 3 at NY Rangers 2	Lorne Carr	60:40	QF

1999 DUCKS PLAYOFF STATS



POS	NO.	PLAYER	GP	G	A	PTS	+/-	PIM	PP	SH	GW	GT	S	PCTG
RW	8	TEEMU SELANNE	4	2	2	4	-1	2	1	0	0	0	7	28.6
LW	9	PAUL KARIYA	3	1	3	4	0	0	0	0	0	0	11	9.1
C	20	STEVE RUCCHIN	4	0	3	3	0	0	0	0	0	0	10	.0
LW	16	MARTY McINNIS	4	2	0	2	-1	2	2	0	0	0	12	16.7
D	2	FREDRIK OLAUSSON	4	0	2	2	-4	4	0	0	0	0	6	.0
D	23	JASON MARSHALL	4	1	0	1	-1	10	1	0	0	0	5	20.0
C	39	TRAVIS GREEN	4	0	1	1	-4	4	0	0	0	0	12	.0
D	7	PAVEL TRNKA	4	0	1	1	-3	2	0	0	0	0	2	.0
D	34	DAN TREBIL	1	0	0	0	0	2	0	0	0	0	0	.0
G	35	*TOM ASKEY	1	0	0	0	0	0	0	0	0	0	0	.0
C	22	*JOHAN DAVIDSSON	1	0	0	0	0	0	0	0	0	0	0	.0
LW	12	*MIKE LECLERC	1	0	0	0	0	0	0	0	0	0	1	.0
LW	32	STU GRIMSON	3	0	0	0	0	30	0	0	0	0	0	.0
D	24	RUSLAN SALEI	3	0	0	0	-4	4	0	0	0	0	5	.0
D	5	KEVIN HALLER	4	0	0	0	-1	2	0	0	0	0	7	.0
G	31	GUY HEBERT	4	0	0	0	0	0	0	0	0	0	0	.0
LW	33	JIM MCKENZIE	4	0	0	0	-2	4	0	0	0	0	5	.0
RW	17	TOMAS SANDSTROM	4	0	0	0	-2	4	0	0	0	0	9	.0
C	18	TED DRURY	4	0	0	0	-6	0	0	0	0	0	4	.0
RW	19	JEFF NIELSEN	4	0	0	0	-6	2	0	0	0	0	7	.0
D	4	JAMIE PUSHOR	4	0	0	0	-3	6	0	0	0	0	6	.0
C	14	*ANTTI AALTO	4	0	0	0	0	2	0	0	0	0	0	.0
C	11	MATT CULLEN	4	0	0	0	-2	0	0	0	0	0	6	.0

NO.	GOALTENDER	GP	MIN	GAA	W-L	EN	SO	GA	SHOTS	SV%	G	A	PIM
35	*TOM ASKEY	1	30	4.00	0-1	0	0	2	11	.818	0	0	0
31	GUY HEBERT	4	208	4.33	0-3	0	0	15	124	.879	0	0	2
ANA GOALTENDING TOTALS		4	240	4.25	0-4	0	0	17	135	.874	0	0	2

* = Rookie



1999 PLAYOFF NOTES

BACK IN THE PLAYOFFS:

The Mighty Ducks finished the regular season with a 35-34-13 mark for 83 points, finishing sixth in the Western Conference. The Detroit Red Wings finished 43-32-7 for 93 points in the regular season, finishing third in the Western Conference. The two clubs met in the first round of the 1999 NHL Playoffs; the Ducks' second appearance in the post-season and the second playoff meeting in three years between Anaheim and Detroit. The Red Wings won the series four games to none, ending the Ducks' season with a 3-0 win @ Anaheim on Apr. 27. Teemu Selanne (2-2=4) and Paul Kariya (1-3=4) led Anaheim in playoff scoring. Marty McInnis co-led the team in goals with two power play tallies (tying with Selanne). Steve Yzerman led the Red Wings with 5-2=7 points in the series, including three power play goals. Brendan Shanahan (3-3=6), Sergei Fedorov (1-5=6) and Nicklas Lidstrom (0-6=6) all had six points in the four games. Chris Osgood was 4-0 with a 1.50 GAA in the series.

GAME ONE @ DETROIT (APRIL 21, 1999), RED WINGS 5, MIGHTY DUCKS 3:

Steve Yzerman scored three goals (Anaheim's first-ever opponent hat trick in the playoffs) while Paul Kariya (1-2=3) and Steve Rucchin (0-3=3) earned three-point games each for the Ducks in a 5-3 Detroit win. Marty McInnis (first career playoff goal) scored the first goal of the game on the power play and Teemu Selanne netted a goal in the third. Rucchin's three assists were a Ducks playoff record. Wendel Clark and Doug Brown scored the other goals for Detroit. Guy Hebert left the game midway through the second period after getting hit in the head and was relieved by Tom Askey, who stopped nine-of-11 shots in his NHL playoff debut.

GAME TWO @ DETROIT (APRIL 23, 1999), RED WINGS 5, MIGHTY DUCKS 1:

Brendan Shanahan scored 2-1=3 points in the first period to lead Detroit to a 4-0 lead at the first intermission and eventually a 5-1 win. Teemu Selanne scored Anaheim's lone goal on the power play from Paul Kariya and Fredrik Olausson. Three of Detroit's five scores came with the man-advantage, going 3-of-9 on the evening. Guy Hebert stopped 31-of-36 shots.

GAME THREE @ ANAHEIM (APRIL 25, 1999), RED WINGS 4, MIGHTY DUCKS 2:

Steve Yzerman scored the game-winning goal on a 5-on-3 power play early in the second period and Detroit went on to a 4-2 win. Sergei Fedorov scored the first goal of the game early in the first period before Marty McInnis and Jason Marshall (first career playoff goal) scored to put the Ducks ahead by a 2-1 score. Tomas Holmstrom tied the game early in the second period before Yzerman's game-winner. Both clubs went 2-for-6 on the power play and finished with 24 shots on goal.

GAME FOUR @ ANAHEIM (APRIL 27, 1999), RED WINGS 3, MIGHTY DUCKS 0:

Chris Osgood stopped all 31 shots he faced in a 3-0 win, clinching the series for the Red Wings. Tomas Holmstrom scored late in the second period on the power play to put the Wings ahead 1-0. Brendan Shanahan and Vyacheslav Kozlov added third period goals for Detroit to seal the win. The Red Wings went 1-for-2 on the power play, while the Ducks were 0-for-4. Detroit outshot Anaheim 38-31. Paul Kariya missed the contest with a broken left foot, suffered late in Game Three.

PLAYOFF SPECIAL TEAMS:

Anaheim went 4-20 (.200) on the power play in the series vs. Detroit and 16-23 (.696) on the penalty kill...the Ducks scored a power play goal in three-of-four games vs. Detroit in '99...Anaheim has never scored a shorthanded goal in a playoff game.

1997 DUCKS PLAYOFF STATS



POS	NO.	PLAYER	GP	G	A	PTS	+/-	PIM	PP	SH	GW	GT	S	PCTG
LW	9	PAUL KARIYA	11	7	6	13	-2	4	4	0	1	1	61	11.5
D	15	DMITRI MIRONOV	11	1	10	11	0	10	1	0	0	0	36	2.8
RW	8	TEEMU SELANNE	11	7	3	10	-3	4	3	0	1	0	38	18.4
D	36	J.J. DAIGNEAULT	11	2	7	9	-6	16	1	0	1	0	24	8.3
LW	23	BRIAN BELLOWS	11	2	4	6	-7	2	1	0	0	0	36	5.6
C	20	STEVE RUCCHIN	8	1	2	3	-2	10	0	0	0	0	8	12.5
C	17	JARI KURRI	11	1	2	3	2	4	0	0	0	0	18	5.6
RW	14	JOE SACCO	11	2	0	2	-4	2	0	0	0	0	20	10.0
D	33	DAVE KARPA	8	1	1	2	-2	20	0	0	1	0	13	7.7
C	54	*SEAN PRONGER	9	0	2	2	0	4	0	0	0	0	7	.0
D	29	*DARREN VAN IMPE	9	0	2	2	-3	16	0	0	0	0	11	.0
LW	16	WARREN RYCHEL	11	0	2	2	-2	19	0	0	0	0	16	.0
C	13	TED DRURY	10	1	0	1	-2	4	0	0	0	0	17	5.9
D	28	JASON MARSHALL	7	0	1	1	1	4	0	0	0	0	3	.0
D	34	*DANIEL TREBIL	9	0	1	1	-6	6	0	0	0	0	10	.0
LW	22	KEN BAUMGARTNER	11	0	1	1	0	11	0	0	0	0	0	.0
C	32	RICHARD PARK	11	0	1	1	-2	2	0	0	0	0	10	.0
LW	27	*MIKE LECLERC	1	0	0	0	0	0	0	0	0	0	0	.0
RW	21	*IGOR NIKULIN	1	0	0	0	0	0	0	0	0	0	1	.0
C	12	KEVIN TODD	4	0	0	0	-3	2	0	0	0	0	3	.0
G	35	MIKHAIL SHTALENKOV	4	0	0	0	0	2	0	0	0	0	0	.0
G	31	GUY HEBERT	9	0	0	0	0	0	0	0	0	0	0	.0
D	2	BOBBY DOLLAS	11	0	0	0	-2	4	0	0	0	0	10	.0
C	24	MARK JANSSENS	11	0	0	0	-3	15	0	0	0	0	13	.0
NO. GOALTENDER			GP	MIN	GAA	W-L	EN	SO	GA	SHOTS	SV%	G	A	PIM
31	GUY HEBERT	9	534	2.02	4-4	1	1	18	255	.929	0	0	0	
35	MIKHAIL SHTALENKOV	4	211	2.84	0-3	1	0	10	162	.938	0	0	2	
ANA GOALTENDING TOTALS			11	747	2.41	4-7	2	1	30	419	.928	0	0	2

* = Rookie

1997 PLAYOFF NOTES

FRANCHISE FIRSTS:

A few of the Mighty Ducks playoff "firsts" from the club's first-ever playoff game on April 16, 1997 vs. Phoenix: 1st Playoff Goal - Teemu Selanne (8:57 of 1st - pp); 1st Assists - J.J. Daigneault & Paul Kariya; 1st Win - Guy Hebert; 1st Penalty - Warren Rychel (x-check)...Guy Hebert recorded the club's first-ever playoff shutout in Game 7 (Apr. 29, 1997), giving Anaheim its first-ever playoff series win.

PLAYOFF LEAGUE LEADERS:

Paul Kariya ranked T-12th in playoff scoring and T-12th in goals with 7-6=13 pts. Kariya also ranked T-2nd in power play goals with 4; Dmitri Mironov ranked T-3rd among defensemen scoring with 1-10=11 pts. Mironov's 10 assists ranked T-9th in overall assists; J.J. Daigneault ranked T-8th among defensemen scoring with 2-7=9 pts; Teemu Selanne ranked T-12th in goals with 7.

PLAYING THE EVENTUAL CHAMPS TOUGH:

Anaheim was eliminated from the 1997 Playoffs by the eventual Stanley Cup Champion Detroit Red Wings in the Western Conference Semifinals, 4-0. The Mighty Ducks extended the Red Wings to overtime in three of those contests, including one double overtime game and one triple overtime game. Two of those overtime games came at Detroit. Guy Hebert and Mikhail Shtalenkov combined for a 2.45 GAA and .942 SV%. Only St. Louis had a better GAA (2.18) vs. Detroit in the postseason, while Anaheim was tops in save percentage vs. the Wings. The Mighty Ducks converted 36.4% of their power plays in the series - highest vs. Detroit in the playoffs.

PLAYOFF SPECIAL TEAMS:

The Ducks finished 10-40 on the power play in the 1997 playoffs (.250)...Anaheim finished the Phoenix series with a 6-29 conversion on the power play (.207), scoring a pp goal in all but two of the seven games...Anaheim was 4-for-11 on the power play vs. Detroit (.364) and recorded a pp goal in eight of its 11 total playoff games...Anaheim gave up only six power play goals in 44 situations in the playoffs (.864)...Anaheim held Phoenix to only three goals in 25 shorthanded situations (.880) in their first round playoff series, including stopping 16-of-17 over the last five games of the series...The Mighty Ducks stopped Detroit on 16-of-19 shorthanded situations in the series (.842) and stopped 32 of the last 36 shorthanded situations in the playoffs (.889).

PLAYOFF OVERTIME:

Anaheim finished 1-3 in overtime playoff games, including a 3-2 win @ Phoenix in Game Six on Apr. 27, 1997 (Paul Kariya)...the Mighty Ducks' 2-1 overtime loss on May 2, 1997 @ Detroit marked the club's first OT loss since Dec. 17, 1995 vs. Toronto, a span of 26 OT games without a loss, including playoffs (8-0-18 in that streak). That game also represented Anaheim's first-ever road overtime loss (Ducks were 8-0-15 all-time in road overtime games prior to Game One's 2-1 loss @ Detroit on May 2).



The Mighty Ducks became just the seventh team in NHL history to win its inaugural playoff series, defeating the Coyotes, four games to three. Anaheim came back from a 3-2 deficit in the series, becoming only the 29th of 82 teams (35.4%) to win a series after being down 3-2 since 1968...Anaheim jumped out to a 2-0 series lead, winning the first two games at the Arrowhead Pond by identical 4-2 scores. Teemu Selanne (3-2=5) and J.J. Daigneault (3-2=5) led the Ducks' attack, helping Anaheim to a two-game lead in the series...Phoenix won the next two games at America West Arena to even the series at 2-2. The series shifted back to Anaheim for Game Five where Phoenix won its third-straight game to take a 3-2 series lead...In Game Six, the Mighty Ducks defeated Phoenix at America West Arena, 3-2, in overtime to even the series at 3-3. Paul Kariya scored two goals, including the game-winner in OT... The Mighty Ducks won their first-ever playoff series, defeating Phoenix, 3-0, in Game Seven. David Karpa scored the series-winning goal early in the first period of Game Seven. Guy Hebert stopped all 31 shots faced to earn his first career playoff shutout...Paul Kariya finished as the leading scorer in the series (5-4=9). Teemu Selanne (5-3=8), Dmitri Mironov (1-6=7), and J.J. Daigneault (2-5=7) finished among the top scorers versus Phoenix. Cliff Ronning (0-7=7), Keith Tkachuk (6-0=6), Teppo Numminen (3-3=6), and Jeremy Roenick (2-4=6) led Phoenix scorers in the series.

GAME ONE @ ANAHEIM (APRIL 16), ANAHEIM 4, PHOENIX 2:

The first playoff game in Mighty Ducks history saw Anaheim take a 1-0 lead in their best-of-seven series vs. Phoenix, defeating the Coyotes at the Arrowhead Pond. Teemu Selanne and Paul Kariya each netted first period goals to give Anaheim a 2-0 lead. Jeremy Roenick cut the deficit in half with his 36th career playoff goal early in the second period. Anaheim and Phoenix traded goals later in the period as Selanne scored his second goal of the game and Keith Tkachuk scored on the powerplay for the Coyotes. Kariya scored his second goal of the game (empty net) at the 19:13 mark of the third period to put the game away for the Ducks. Selanne (2-1=3), Kariya (2-1=3) and J.J. Daigneault (0-2=2) each finished with multiple-points for Anaheim, while Cliff Ronning and Teppo Numminen chipped in two assists a-piece for Phoenix. The game was broadcast nationally on ESPN.

GAME TWO @ ANAHEIM (APRIL 18), ANAHEIM 4, PHOENIX 2:

The Mighty Ducks defeated Phoenix to take a 2-0 advantage in the best-of-seven series. J.J. Daigneault was the offensive star for the Ducks, earning his second-straight multiple-point game (2-1=3). Daigneault's second goal of the contest (13:26 of the third period) turned out to be the game-winner, giving Anaheim a 3-2 lead. Teemu Selanne scored an empty net goal with seven seconds remaining to give the Ducks the 4-2 victory. Selanne earned his second-straight multiple-point game of the playoffs (1-1=2), giving him five points (3-2=5) in two games, tying Daigneault (2-3=5) as the leading scorers in the series. Dmitri Mironov also recorded multiple-points (1-1=2) for Anaheim. Guy Hebert stopped 36-of-38 shots to earn the win.

GAME THREE @ PHOENIX (APRIL 20), PHOENIX 4, ANAHEIM 1:

The Coyotes cut Anaheim's lead in half, winning the first game back at America West Arena. Phoenix scored the first three goals of the game before Paul Kariya scored on the power play, cutting the deficit to 3-1 after one period. The game remained 3-1 until late in the third period when Mike Gartner put the game away with his first goal of the series. J.J. Daigneault earned his sixth point in the series, assisting on Kariya's goal. Darrin Shannon led the Phoenix attack, scoring his first two goals of the playoffs and Cliff Ronning recorded three assists, giving him 0-6=6 points in the series.

GAME FOUR @ PHOENIX (APRIL 22), PHOENIX 2, ANAHEIM 0:

The series is tied, 2-2, after Anaheim was shutout by the Coyotes at America West Arena. The Mighty Ducks had an apparent third period goal by Steve Rucchin disallowed after video replay found an Anaheim skater in the crease. The game remained scoreless until the 12:45 mark of the third period when Bob Corkum gave Phoenix the lead. Teppo Numminen added an empty net goal to give the Coyotes a 2-0 win. Guy Hebert stopped 23-of-24 shots faced, taking the loss.

GAME FIVE @ ANAHEIM (APRIL 24), PHOENIX 5, ANAHEIM 2:

The Mighty Ducks fell to the Coyotes, at the Arrowhead Pond to trail the best-of-seven series, 3-2. Phoenix took a 1-0 lead late in the first period on Keith Tkachuk's fourth goal of the series. Anaheim tied the score at the 17:37 mark of the first period when Teemu Selanne netted his fourth goal of the playoffs. Selanne's goal ended a drought in which the Mighty Ducks had not scored in 118:48 (previous Anaheim goal was by Paul Kariya at the 18:49 mark of the first period in Game Three). The Coyotes scored the next two goals before Selanne earned his second goal of the game to cut the deficit to 3-2. Bob Corkum scored his second goal of the series and Keith Tkachuk added an empty net goal to give Phoenix the 5-2 decision. Guy Hebert stopped 19-of-23 shots, taking the loss.

1997 PLAYOFF NOTES

GAME SIX @ PHOENIX (APRIL 27), ANAHEIM 3, PHOENIX 2 (OT):

The Mighty Ducks defeated Phoenix in overtime to even the series at 3-3. Paul Kariya scored his fourth goal of the playoffs and Brian Bellows added his first of the series to give Anaheim a 2-0 lead after two periods. Darrin Shannon scored midway through the third period to cut the Ducks' lead to 2-1, followed by Keith Tkachuk's sixth goal of the playoffs tying the score at 2-2 and sending the game into overtime. In the extra period, Teemu Selanne lofted a long, high pass that Kariya controlled and fired past Nikolai Khabibulin at the 7:29 mark of overtime to give Anaheim the 3-2 victory. Dmitri Mironov added two assists for the Mighty Ducks and Steve Rucchin earned his first-ever playoff point, assisting on Kariya's game-winner.

GAME SEVEN @ ANAHEIM (APRIL 29), ANAHEIM 3, PHOENIX 0:

Guy Hebert stopped all 31 shots he faced in earning his first-ever playoff shutout. David Karpa scored the series-winning goal just 3:11 into the game while Steve Rucchin and Joe Sacco added goals in the second period to lead the Ducks' offense. All three scores marked each player's first goals of the playoffs. Karpa finished the game with 1-1=2 points in a game that saw only three penalties called. Anaheim became only the seventh team in NHL history to win its first-ever playoff series.



Paul Kariya celebrates his OT game-winning goal in Game Six



After defeating Phoenix in the first round, Anaheim was matched up with the number three seed in the West, the Detroit Red Wings. The Mighty Ducks had defeated the Red Wings, 3-0-1, in the regular season series. The playoff series between the two would have a different result, with Detroit winning the first four games, eliminating Anaheim from the 1997 Stanley Cup Playoffs. Though Detroit officially earned a sweep in the series, it was a lot closer than the numbers would indicate. Three of the games went into overtime, including one that went into double overtime and one that went into triple overtime. The goaltenders were the stars of the series, with Guy Hebert, Mikhail Shtalenkov and Mike Vernon combining for 333 total saves on 354 total shots (.941 SV%). Paul Kariya (2-2=4) and Dmitri Mironov (0-4=4) led Anaheim in scoring for the playoff series while Sergei Fedorov (2-3=5), Vyacheslav Kozlov (3-1=4), and Vladimir Konstantinov (0-4=4) led Detroit in scoring.

GAME ONE @ DETROIT (MAY 2), DETROIT 2, ANAHEIM 1 (OT):

The Mighty Ducks were defeated by Detroit in Game One at Joe Louis Arena, giving the Red Wings a 1-0 lead in the best-of-seven series. The game was scoreless until the 19:00 mark of the second period, when Paul Kariya scored his sixth goal of the playoffs to give Anaheim a 1-0 lead. Detroit evened the score midway through the third period, with Sergei Fedorov scoring his first goal of the post-season, sending the game into overtime. Fedorov's goal was Detroit's first goal vs. Anaheim since March 12 at the Arrowhead Pond, snapping the Mighty Ducks' shutout streak vs. the Red Wings at 145:13. The goal was also the first allowed by Hebert in the playoffs since Game 6 of the Quarterfinals @ Phoenix (a span of 120:46). In the extra period, Martin Lapointe scored on a two-on-one break just 59 seconds into overtime to give the Red Wings the 2-1 win. Guy Hebert stopped 28-of-30 shots, taking the loss.

GAME TWO @ DETROIT (MAY 4), DETROIT 3, ANAHEIM 2 (3 OT):

The Mighty Ducks played the longest game in team history (since surpassed), going into three overtime periods before dropping a 3-2 decision to the Red Wings. Vyacheslav Kozlov scored a power play goal at the 1:31 mark of the third overtime to give Detroit the win. There were 101:31 minutes of hockey played in the game that began at 2:08 p.m. and ended at 7:39 p.m. The two clubs combined for 122 shots (Wings - 71, Ducks - 51), the third-most shots by two teams in NHL playoff history. Detroit's 71 shots rank third all-time for one team. These rankings are since 1963 - the earliest year Elias Sports Bureau can research the stat. Kozlov's power play goal marked Detroit's first goal with a man-advantage vs. Anaheim this season (the Ducks had stopped all 22 Wings power plays faced this season before Kozlov's score). Mikhail Shtalenkov stopped 38-of-40 shots in relief of Guy Hebert, who left the game due to injury (Shtalenkov entered the game at the 7:02 mark of the third period). Jari Kurri scored his first goal of the playoffs while Teemu Selanne added his sixth of the post-season with just 3:07 left in regulation to send the game into overtime.

GAME THREE @ ANAHEIM (MAY 6), DETROIT 5, ANAHEIM 3:

The Red Wings came back from deficits of 2-0 and 3-1 to take a 5-3 win in Game Three at the Arrowhead Pond. Anaheim took an early 2-0 lead on power play goals from Paul Kariya and Teemu Selanne in the first period. Ted Drury scored early in the second to give Anaheim a 3-1 lead, but the Red Wings scored two goals to knot the score at three entering the third period. Detroit outshot Anaheim, 23-6, in the second period and 49-23 in the game. Sergei Fedorov and Vyacheslav Kozlov scored two goals just 24 seconds apart at the beginning of the third to give the Wings their third win of the series. Kariya (1-1=2) and J.J. Daigneault (0-2=2) had multiple-point games for the Mighty Ducks. Mikhail Shtalenkov, starting in place of injured Guy Hebert, stopped 44-of-49 shots in the loss (career-highs in both saves and shots until Game Four).

GAME FOUR @ ANAHEIM (MAY 8), DETROIT 3, ANAHEIM 2 (2 OT):

The Red Wings defeated the Mighty Ducks, 3-2 in double overtime, to sweep the best-of-seven series, 4-0. Joe Sacco and Brian Bellows each scored their first goals of the series to give Anaheim a 2-1 lead after two periods. Nicklas Lidstrom scored for Detroit at the 9:09 mark of the third period, sending the game into overtime. After a scoreless first overtime, Brendan Shanahan scored the game-winner for the Red Wings at the 17:05 mark of the second overtime, sending Detroit to the Western Conference Finals for the third-straight season. Paul Kariya picked up an assist, giving him 2-2=4 points in the series and 7-6=13 points in the playoffs to lead the Mighty Ducks. Dmitri Mironov assisted on Brian Bellows' goal, finishing second on the club with 1-10=11 points. Ken Baumgartner assisted on Sacco's goal, earning his first point of the post-season. Mikhail Shtalenkov stopped 70-of-73 shots in the loss. The 70 saves rank tied-for-second for saves in one NHL playoff game (record is 73) while Detroit's 73 shots rank second all-time for one NHL playoff game (record is 75). These rankings are since 1963 - the earliest year Elias Sports Bureau can research the stat. Over the final three games of the series, Shtalenkov faced 162 shots (54 shots per game), stopping 152 (.938 SV%).

ALL-TIME PLAYOFF GAME-BY-GAME

2014 ANAHEIM DUCKS PLAYOFF GAME-BY-GAME

DATE	TEAM	W/L/OT RECORD	GF-GA	SCORERS W GOAL	PP	PK	SF-SA	W - L GLTDR	ATTEND.		
04/16/2014	DALLAS	W 01-00-00	4-3	21,15,22P,39P	39	2-5	4-5	35-35	31-32	17,294+	
04/18/2014	DALLAS	W 02-00-00	3-2	15,10,7S	7	0-3	5-6	19-36	31-32	17,426+	
04/21/2014	@ DALLAS	L 02-01-00	0-3		14	0-5	3-3	37-22	32-31	19,120	
04/23/2014	@ DALLAS	L 02-02-00	2-4	55,62	20	0-3	3-3	23-26	32-31	18,962	
04/25/2014	DALLAS	W 03-02-00	6-2	13P,67P,22P,33,15,10P	22	4-6	7-7	23-36	31-32	17,334+	
04/27/2014	@ DALLAS	W*	04-02-00	5-4	77P,6,13,77,13	13	1-4	4-5	30-24	1-32	19,323+
05/03/2014	LOS ANGELES	L*	04-03-00	2-3	39,8	12	0-4	3-4	35-36	32-1	17,393+
05/05/2014	LOS ANGELES	L 04-04-00	1-3	62P	27	1-4	3-3	37-17	32-1	17,281+	
05/08/2014	@ LOS ANGELES	W 05-04-00	3-2	10P,8P,6	6	2-2	0-1	22-31	1-32	18,622	
05/10/2014	@ LOS ANGELES	W 06-04-00	2-0	77,15P	77	1-3	4-4	14-28	36-32	18,489	
05/12/2014	LOS ANGELES	W 07-04-00	4-3	13,77P,77,33	33	1-3	2-3	24-42	36-32	17,233+	
05/14/2014	@ LOS ANGELES	L 07-05-00	1-2	21	22	0-5	4-4	22-23	32-36	18,519	
05/16/2014	LOS ANGELES	L 07-06-00	2-6	21,10	10	0-3	3-5	27-30	32-36	17,395+	

2013 ANAHEIM DUCKS PLAYOFF GAME-BY-GAME

DATE	TEAM	W/L/OT RECORD	GF-GA	SCORERS W GOAL	PP	PK	SF-SA	W - L GLTDR	ATTEND.		
04/30/2013	DETROIT	W 01-00	3-1	13P,8P,23	8	2-4	3-4	27-22	1-35	17,200+	
05/02/2013	DETROIT	L*	01-01	4-5	11P,15,51,9	14	1-5	3-6	32-32	35-1	17,182+
05/04/2013	@ DETROIT	W 02-01	4-0	13P,15S,65,39P	13	2-6	6-6	29-23	1-35	20,066	
05/06/2013	@ DETROIT	L*	02-02	2-3	39,20	24	0-3	1-1	33-49	35-1	20,066
05/08/2013	DETROIT	W*	03-02	3-2	15,15P,13	13	1-3	2-3	34-31	1-35	17,395+
05/10/2013	@ DETROIT	L*	03-03	3-4	51,65,9	40	0-0	2-3	37-29	35-1	20,066
05/12/2013	DETROIT	L 03-04	2-3	65,23	51	1-4	2-2	33-32	35-1	17,412+	

2011 ANAHEIM DUCKS PLAYOFF GAME-BY-GAME

DATE	TEAM	W/L/OT RECORD	GF-GA	SCORERS W GOAL	PP	PK	SF-SA	W - L GLTDR	ATTEND.		
04/13/2011	NASHVILLE	L 00-01	1-4	8P	26	1-5	1-5	28-30	35-38	17,174+	
04/15/2011	NASHVILLE	W 01-01	5-3	10P,8P,9,15,9	15	2-5	2-6	28-34	29-35	17,174+	
04/17/2011	@ NASHVILLE	L 01-02	3-4	8P,8,39	12	1-2	1-5	16-37	35-29	17,113	
04/20/2011	@ NASHVILLE	W 02-02	6-3	4P,11,8P,10S,15,64	10	2-6	1-5	38-22	29-35	17,113	
04/22/2011	NASHVILLE	L*	02-03	3-4	33P,9,33	25	1-2	0-2	26-37	35-29	17,385+
04/24/2011	@ NASHVILLE	L 02-04	2-4	8,33P	13	1-2	1-4	27-30	35-29	17,113	

* Overtime + Sellout



ALL-TIME PLAYOFF GAME-BY-GAME



2009 ANAHEIM DUCKS PLAYOFF GAME-BY-GAME

DATE	TEAM	W/L/OT RECORD	GF-GA	SCORERS W GOAL	PP	PK	SF-SA	W - L GLTR	ATTEND.		
04/16/2009	@ SAN JOSE	W	01-00	2-0	27P,15	27	1-4	0-6	17-35	1-20	17,496
04/19/2009	@ SAN JOSE	W	02-00	3-2	9P,48,18	18	1-2	0-6	26-44	1-20	17,496
04/21/2009	SAN JOSE	L	02-01	3-4	9P,34,25	12	1-4	2-3	30-35	20-1	16,277
04/23/2009	SAN JOSE	W	03-01	4-0	9,9,10,18	9	0-4	0-2	26-31	1-20	16,830
04/25/2009	@ SAN JOSE	L*	03-02	2-3	20,10	12	0-3	1-3	25-48	20-1	17,496
04/27/2009	SAN JOSE	W	04-02	4-1	10P,8P,23,15	8	2-5	1-4	32-37	1-20	17,174+
05/01/2009	@ DETROIT	L	04-03	2-3	10,8P	5	1-3	2-6	24-37	30-1	20,066
05/03/2009	@ DETROIT	W*	05-03	4-3	15,25P,20P,22	22	2-4	1-3	46-62	1-30	20,066
05/05/2009	DETROIT	W	06-03	2-1	8,27P	27	1-4	1-5	23-46	1-30	17,174+
05/07/2009	DETROIT	L	06-04	3-6	10,10,27P	81	1-3	1-5	28-40	30-1	17,601+
05/10/2009	@ DETROIT	L	06-05	1-1	19P	26	1-3	0-3	17-38	30-1	20,066
05/12/2009	DETROIT	W	07-05	2-4	15P,10	10	1-5	1-4	28-39	1-30	17,174+
05/14/2009	@ DETROIT	L	07-06	3-4	8,10P,9	11	1-5	1-5	27-40	20-1	20,066

2008 ANAHEIM DUCKS PLAYOFF GAME-BY-GAME

DATE	TEAM	W/L/OT RECORD	GF-GA	SCORERS W GOAL	PP	PK	SF-SA	W - L GLTR	ATTEND.		
04/10/2008	DALLAS	L	00-01	0-4	-	29	0-3	4-7	23-37	35-35	17191+
04/12/2008	DALLAS	L	00-02	2-5	8P,32	9	1-6	2-6	22-30	35-35	17181+
04/15/2008	@ DALLAS	W	01-02	4-2	22,15,25P,25P	25	2-4	2-7	15-33	35-35	18532
04/17/2008	@ DALLAS	L	01-03	1-3	11	14	0-5	0-6	28-20	28-20	18532
04/18/2008	DALLAS	W	02-03	5-2	10,15P,8P,21,22	8	2-3	0-7	32-42	35-35	17199+
04/20/2008	@ DALLAS	L	02-04	1-4	10	14	0-3	2-5	18-26	35-35	18532

2007 ANAHEIM DUCKS PLAYOFF GAME-BY-GAME

DATE	TEAM	W/L/OT RECORD	GF-GA	SCORERS W GOAL	PP	PK	SF-SA	W - L GLTR	ATTEND.		
04/11/2007	MINNESOTA	W	01-00	2-1	8,17	17	0-3	0-4	34-25	30-32	17180+
04/13/2007	MINNESOTA	W	02-00	3-2	23P,23P,15S	15	2-4	0-6	25-32	30-32	17324+
04/15/2007	@ MINNESOTA	W	03-00	2-1	19P,44	44	1-4	1-5	19-20	30-32	19224
04/17/2007	@ MINNESOTA	L	03-01	1-4	25P	10	1-4	1-7	29-40	32-30	19174
04/19/2007	MINNESOTA	W	04-01	4-1	25,15P,10,32	15	1-4	0-5	39-27	35-32	17318+
04/25/2007	VANCOUVER	W	05-01	5-1	19P,8,19,15,19P	8	2-9	0-7	37-27	35-1	17250+
04/27/2007	VANCOUVER	L*	05-02	1-2	32	20	0-7	0-5	44-49	1-35	17392+
04/29/2007	@ VANCOUVER	W	06-02	3-2	17,23P,10P	10	2-5	1-8	24-26	35-1	18630
05/01/2007	@ VANCOUVER	W*	07-02	3-2	25,8,32	32	0-8	0-3	30-26	35-1	18630
05/03/2007	VANCOUVER	W*	08-02	2-1	26,27	27	0-7	0-6	63-27	35-1	17407+
05/11/2007	@ DETROIT	L	08-03	1-2	14	96	0-7	2-4	32-19	39-35	19939
05/13/2007	@ DETROIT	W*	09-03	4-3	44,19,32,27	27	0-5	2-7	33-27	35-39	19620
05/15/2007	DETROIT	L	09-04	0-5	-	93	0-4	1-9	29-28	39-35	17358+
05/17/2007	DETROIT	W	10-04	5-3	10,5P,8,15P,44	15	2-5	2-6	23-39	35-39	17375+
05/20/2007	@ DETROIT	W*	11-04	2-1	27P,8	8	1-5	0-7	26-37	35-39	20003
05/22/2007	DETROIT	W	12-04	4-3	44S,10,15P,26	26	1-4	2-7	29-29	35-39	17380+
05/28/2007	OTTAWA	W	13-04	3-2	19,15,32	32	0-4	2-7	32-20	35-1	17274+
05/30/2007	OTTAWA	W	14-04	1-0	26	26	0-4	0-4	31-16	35-1	17258+
06/02/2007	@ OTTAWA	L	14-05	3-5	19P,10,15	37	1-3	1-7	22-29	1-35	20500
06/04/2007	@ OTTAWA	W	15-05	3-2	19,19,17	17	0-3	1-4	21-23	35-1	20500
06/06/2007	OTTAWA	W	16-05	6-2	19P,44,32,23P,32,10	32	2-6	0-3	18-13	35-1	17372+

2006 MIGHTY DUCKS OF ANAHEIM PLAYOFF GAME-BY-GAME

DATE	TEAM	W/L/OT RECORD	GF-GA	SCORERS W GOAL	PP	PK	SF-SA	W - L GLTR	ATTEND.		
04/21/2006	@ CALGARY	L*	00-01	1-2	12	25	0-5	0-5	34-40	34-30	19289
04/23/2006	@ CALGARY	W	01-01	4-3	38,27S,15,26	26	0-6	2-12	20-25	35-34	19289
04/25/2006	CALGARY	L	01-02	2-5	23P,23P	19	2-9	3-7	29-24	34-35	17174+
04/27/2006	CALGARY	W*	02-02	3-2	51,13P,21	21	1-7	0-6	30-27	35-34	17174+
04/29/2006	@ CALGARY	L	02-03	2-3	19P,44P	12	2-6	1-4	28-27	34-35	19289
05/01/2006	CALGARY	W	03-03	2-1	13,27P	27	1-9	0-5	30-22	30-34	16594
05/03/2006	@ CALGARY	W	04-03	3-0	13,24,12	13	0-2	0-4	32-22	30-34	19289

ALL-TIME PLAYOFF GAME-BY-GAME

05/05/2006	COLORADO	W	05-03	5-0	26,38,13,15P,32	26	1-5	0-5	34-29	30-60	17174+
05/07/2006	COLORADO	W	06-03	3-0	51P,24,15	51	1-6	0-6	35-22	30-60	17294+
05/09/2006	@ COLORADO	W	07-03	4-3	15,15,15,15	15	0-5	0-8	39-29	30-60	18007
05/11/2006	@ COLORADO	W	08-03	4-1	22,13,76,22	13	0-3	0-5	34-41	30-60	18007
05/19/2006	EDMONTON	L	08-04	1-3	19P	83	1-8	1-5	32-26	35-30	17174+
05/21/2006	EDMONTON	L	08-05	1-3	12	34	0-5	2-3	34-25	35-30	17264+
05/23/2006	@ EDMONTON	L	08-06	4-5	21,13,38,22	34	0-7	2-8	38-22	35-30	16839
05/25/2006	@ EDMONTON	W	09-06	6-3	76,76,51P,24,15,15	24	1-8	1-7	46-23	35-35	16839
05/27/2006	EDMONTON	L	09-07	1-2	23P	14	1-11	0-6	33-25	35-35	17174+

2003 MIGHTY DUCKS OF ANAHEIM PLAYOFF GAME-BY-GAME

DATE	TEAM	W/L/OT RECORD	GF-GA	SCORERS	W GOAL	PP	PK	SF-SA	W - L	GLTDR	ATTEND.
04/10/2003	@ DETROIT	W*	01-00	2-1	77,9	9	0-4	1-4	44-64	35-31	20058
04/12/2003	@ DETROIT	W	02-00	3-2	23,10,32	32	0-3	0-2	23-36	35-31	20058
04/14/2003	DETROIT	W	03-00	2-1	26,23	23	0-3	1-4	26-37	35-31	17174+
04/16/2003	DETROIT	W*	04-00	3-2	9,10,20	20	0-4	0-4	27-34	35-31	17174+
04/24/2003	@ DALLAS	W*	05-00	4-3	10,44,5,20,39	39	0-3	0-3	54-63	35-35	18532
04/26/2003	@ DALLAS	W*	06-00	3-2	77P,44,12	12	1-6	1-2	27-31	35-35	18532
04/28/2003	DALLAS	L	06-01	1-2	20P	26	1-4	1-4	32-32	35-35	17174+
04/30/2003	DALLAS	W	07-01	1-0	12P	12	1-5	0-5	22-28	35-35	17174+
05/03/2003	@ DALLAS	L	07-02	1-4	9	14	0-6	0-2	15-25	35-35	18532
05/05/2003	DALLAS	W	08-02	4-3	32P,23,24,8	8	1-3	1-3	26-29	35-35	17174+
05/10/2003	@ MINNESOTA	W*	09-02	1-0	39	39	0-1	0-5	26-39	35-35	19350
05/12/2003	@ MINNESOTA	W	10-02	2-0	34,5,44,5	34	0-3	0-3	22-24	35-30	19344
05/14/2003	MINNESOTA	W	11-02	4-0	20,9,23,9	20	0-4	0-4	32-35	35-30	17174+
05/16/2003	MINNESOTA	W	12-02	2-1	77P,77P	77	2-3	1-4	28-25	35-30	17174+
05/27/2003	@ NEW JERSEY	L	12-03	0-3	-	12	0-2	0-1	16-30	30-35	19040
05/29/2003	@ NEW JERSEY	L	12-04	0-3	-	26	0-3	1-4	16-25	30-35	19040
05/31/2003	NEW JERSEY	W*	13-04	3-2	11,8,24	24	0-2	0-4	33-31	35-30	17174+
06/02/2003	NEW JERSEY	W*	14-04	1-0	32	32	0-1	0-3	26-26	35-30	17174+
06/05/2003	@ NEW JERSEY	L	14-05	3-6	39,20,26	20	0-1	0-4	23-37	30-35	19040
06/07/2003	NEW JERSEY	W	15-05	5-2	20,20,32P,9,39	32	2-8	1-3	24-28	35-30	17174+
06/09/2003	@ NEW JERSEY	L	15-06	0-3	-	16	0-1	0-2	24-25	30-35	19040

1999 MIGHTY DUCKS OF ANAHEIM PLAYOFF GAME-BY-GAME

DATE	TEAM	W/L/OT RECORD	GF-GA	SCORERS	W GOAL	PP	PK	SF-SA	W - L	GLTDR	ATTEND.
04/21/1999	@ DETROIT	L	00-01	3-5	16P,9,8	17	1-5	1-6	29-37	30-35	19983
04/23/1999	@ DETROIT	L	00-02	1-5	8P	14	1-5	3-9	31-36	30-31	19983
04/25/1999	DETROIT	L	00-03	2-4	16P,23P	19	2-6	2-6	24-24	30-31	17,174+
04/27/1999	DETROIT	L	00-04	0-3	-	96	0-4	1-2	31-38	30-31	17,174+

1997 MIGHTY DUCKS OF ANAHEIM PLAYOFF GAME-BY-GAME

DATE	TEAM	W/L/OT RECORD	GF-GA	SCORERS	W GOAL	PP	PK	SF-SA	W - L	GLTDR	ATTEND.
04/16/1997	PHOENIX	W	01-00	4-2	8P,9,8,9	8	1-3	1-5	29-31	31-35	17,174+
04/18/1997	PHOENIX	W	02-00	4-2	15P,36P,36,8	36	2-7	1-3	35-38	31-35	17,174+
04/20/1997	@ PHOENIX	L	02-01	1-4	9P	34	1-7	0-6	31-26	35-31	16210
04/22/1997	@ PHOENIX	L	02-02	0-2	-	21	0-4	0-3	32-25	35-31	16210
04/24/1997	PHOENIX	L	02-03	2-5	8,8P	27	1-2	0-2	32-24	35-31	17,174+
04/27/1997	@ PHOENIX	W*	03-03	3-2	9P,23,9	9	1-4	1-5	39-21	35-31	16210
04/29/1997	PHOENIX	W	04-03	3-0	33,20,14	33	0-2	0-1	26-31	35-31	17,174+
05/02/1997	@ DETROIT	L*	04-04	1-2	9P	20	1-3	0-5	20-30	29-31	19983
05/04/1997	@ DETROIT	L*	04-05	2-3	17,8	13	0-2	1-5	22-34	29-35	19983
05/05/1997	DETROIT	L	04-06	3-5	9P,8P,13	91	2-3	2-5	23-49	29-35	17,174+
05/08/1997	DETROIT	L*	04-07	2-3	14,23P	14	1-3	0-4	37-73	29-35	17,174+

DUCKS PLAYOFF RECORDS



INDIVIDUAL

MOST GOALS

Career	35	Teemu Selanne, 1996-01 & 2005-14 (96 games)
Playoff Season	10	Andy McDonald, 2007 (21 games)
Series	6	Joffrey Lupul, 2006 CSF vs. COL (4 games); Teemu Selanne, 2011 CQF vs. NSH (6 games)
Game	4	Joffrey Lupul, Game 3 of CSF, May 9, 2006 @ COL
Period	2	Eight times: Paul Kariya, second period of Game 3 of WCF, May 14, 2003 vs. MIN; Steve Rucchin, first period of Game 6 of SCF, June 7, 2003 vs. NJ; Joffrey Lupul, second period of Game 3 of CSF, May 9, 2006 @ COL; Andy McDonald (twice), first period of Game 1 of CSF, Apr. 25, 2007 vs. VAN & first period of Game 4 of SCF, June 4, 2007 @ OTT; Bobby Ryan, second period of Game 4 of CQF, April 23, 2009; Teemu Selanne, second period of Game 3 of CQF, Apr. 17, 2011 vs. NSH; Devante Smith-Pelly, second period of Game 5 of CSF, May 12, 2014 vs. LA

MOST ASSISTS

Career	49	Ryan Getzlaf, 2005-14 (81 games)
Playoff Season	14	Ryan Getzlaf, 2009 (13 games)
Series	8	Ryan Getzlaf, 2009 CSF vs. DET (7 games)
Game	3	Four times: Steve Rucchin, Game 1 of CQF, Apr. 21, 1999 @ DET; Petr Sykora, Game 2 of CSF, Apr. 26, 2003 @ DAL; Dustin Penner, Game 3 of CSF, May 9, 2006 @ COL; Chris Kunitz, Game 1 of CSF, Apr. 25, 2007 vs. VAN
Period	3	Chris Kunitz, first period of Game 1 of CSF, Apr. 25, 2007 vs. VAN

MOST POINTS

Career	74	Ryan Getzlaf (25-49=74), 2005-14 (81 games)
Playoff Season	18	Ryan Getzlaf (4-14=18), 2009 (13 games)
Series	10	Two times: Corey Perry (5-5=10), 2009 CSF vs. DET (7 games); Ryan Getzlaf (2-8=10), 2009 CSF vs. DET (7 games)
Game	4	Two times: Joffrey Lupul (4-0=4), Game 3 of CSF, May 9, 2006 @ COL; Andy McDonald (3-1=4), Game 1 of CSF, Apr. 25, 2007 vs. VAN
Period	3	Three times: Teemu Selanne (1-2=3), second period of Game 1 of CSF, May 5, 2006 vs. COL; Chris Kunitz (0-3=3), first period of Game 1 of CSF, Apr. 25, 2007 vs. VAN; Andy McDonald (2-1=3), first period of Game 1 of CSF, Apr. 25, 2007 vs. VAN

MOST GAMES

Career	96	Teemu Selanne, 1996-01 & 2005-14
Playoff Season	21	16 players in 2003 & 11 players in 2007

MOST SHOTS

Career	274	Teemu Selanne, 1996-01 & 2005-14 (96 games)
Playoff Season	64	Andy McDonald, 2007 (21 games)
Series	40	Paul Kariya, 1997 CQF vs. PHX (7 games)
Game	11	Paul Kariya, Game 2 of CSF, May 4, 1997 @ DET
Period	5	Three times: last, Andy McDonald, in second period of Game 4 of CQF, Apr. 27, 2006 vs. CGY

MOST PENALTY MINUTES

Career	124	Corey Perry, 2005-14 (74 games)
Playoff Season	39	Rob Niedermayer, 2007 (21 games)
Series	36	Patrick Maroon, 2014 CQF vs. DAL (6 games)
Game	20	Brad May, Game 4 of CQF, Apr. 17, 2007 @ MIN
Period	20	Brad May, third period of Game 4 of CQF on Apr. 17, 2007 @ MIN

LONGEST PLAYOFF SCORING STREAKS

Point Streak	8 gms	Ryan Getzlaf (2-12=14), Apr. 21-May 7, 2009
Goal Streak	4 gms	Corey Perry (4-1=5), Apr. 23-May 1, 2009; Teemu Selanne (5-0=5), Apr. 13-20, 2011
Assist Streak	8 gms	Ryan Getzlaf (2-12=14), Apr. 21-May 7, 2009

DUCKS PLAYOFF RECORDS

MOST GOALS - ROOKIE

Playoff Season	5	Bobby Ryan, 2009
Series	5	Bobby Ryan, 2009 CQF vs. SJ (6 games)
Game	2	Bobby Ryan, Game 4 of the CQF, Apr. 23, 2009 vs. SJ; Dustin Penner, Game 4 of the WCF, May 25, 2006 @ EDM; Francois Beauchemin, Game 3 of the CQF, Apr. 25, 2006 vs. CGY

MOST ASSISTS - ROOKIE

Playoff Season	6	Dustin Penner and Francois Beauchemin, 2006
Series	5	Dustin Penner, 2006 CSF vs. COL (4 games)
Game	3	Dustin Penner, Game 3 of the CSF, May 9, 2006 @ COL

MOST POINTS - ROOKIE

Playoff Season	9	Dustin Penner and Francois Beauchemin, 2006
Series	6	Dustin Penner, 2006 CSF vs. COL (4 games)
Game	3	Dustin Penner, Game 3 of the CSF, May 9, 2006 @ COL

MOST GAMES - ROOKIE

Playoff Season	21	Dustin Penner, 2007; Stanislav Chistov and Kurt Sauer, 1999
--------------------------	----	---

MOST SHOTS - ROOKIE

Playoff Season	49	Bobby Ryan, 2009
Series	26	Bobby Ryan, 2009 CSF vs. DET (7 games)
Game	7	Bobby Ryan, Game 3 of the CQF, Apr. 21, 2009 vs. SJ

MOST PENALTY MINUTES - ROOKIE

Playoff Season	38	Patrick Maroon, 2014
Series	36	Patrick Maroon, 2014 CQF vs. DAL (6 games)
Game	15	Mike Brown, Game 1 of the CSF, May 1, 2009 @ DET

LONGEST PLAYOFF SCORING STREAKS - ROOKIE

Point Streak	3 gms	Bobby Ryan (4-0=4), Apr. 19-23, 2009; Dustin Penner (1-5=6), May 7-11, 2006
Goal Streak	3 gms	Bobby Ryan (4-0=4), Apr. 19-23, 2009
Assist Streak	3 gms	Dustin Penner (1-5=6), May 7-11, 2006

MOST MINUTES PLAYED (GOALIES)

Career	:3167	Jean-Sebastien Giguere, 2003-09 (52 games)
Playoff Season	:1407	Jean-Sebastien Giguere, 2003 (21 games)
Series	:442	Jonas Hiller, 2009 CSF vs. DET (7 games)
Game	:140:48	Jean-Sebastien Giguere, Game 1 of CSF, Apr. 24, 2003 vs. DAL (5 OT)

MOST SHUTOUTS

Career	6	Jean-Sebastien Giguere, 2003-09 (52 games)
Playoff Season	5	Jean-Sebastien Giguere, 2003 (21 games)
Series	3	Jean-Sebastien Giguere, 2003 WCF vs. MIN (4 games)

MOST SAVES

Career	:1363	Jean-Sebastien Giguere, 2003-09 (52 games)
Playoff Season	:659	Jean-Sebastien Giguere, 2003 (21 games)
Series	:274	Jonas Hiller, 2009 CSF vs. DET (7 games)
Game	:70	Mikhail Shtalenkov, Game 4 of CSF, May 8, 1997 vs. DET (2 OT)
Period	:21	Mikhail Shtalenkov, second period of Game 3 of CSF, May 6, 1997 vs. DET
Overtime	:20	Jean-Sebastien Giguere, first OT period of Game 1 of CQF, Apr. 10, 2003 @ DET

MOST SHOTS FACED

Career	:1473	Jean-Sebastien Giguere, 2003-09 (52 games)
Playoff Season	:697	Jean-Sebastien Giguere, 2003 (21 games)
Series	:294	Jonas Hiller, 2009 CSF vs. DET (7 games)
Game	:73	Mikhail Shtalenkov, Game 4 of CSF, May 8, 1997 vs. DET (2 OT)
Period	:23	Mikhail Shtalenkov, second period of Game 3 of CSF, May 6, 1997 vs. DET
Overtime	:20	Jean-Sebastien Giguere, first OT period of Game 1 of CQF, Apr. 10, 2003 @ DET

DUCKS PLAYOFF RECORDS



LOWEST GOALS-AGAINST AVERAGE

Career	1.68	Ilya Bryzgalov, 2005-07 (16 games)
Playoff Season	1.46	Ilya Bryzgalov, 2006 (11 games)
Series	0.22	Jean-Sebastien Giguere, 2003 WCF vs. MIN (4 games)

HIGHEST SAVE PERCENTAGE

Career937	Ilya Bryzgalov, 2005-07 (16 games)
Playoff Season945	Jean-Sebastien Giguere, 2003 (21 games)
Series992	Jean-Sebastien Giguere, 2003 WCF vs. MIN (4 games), stopped 122-of-123 shots

GOALTENDING STREAKS

Most consecutive games played	21	Jean-Sebastien Giguere, Apr. 10, 2003-June 9, 2003
Most consecutive starts	21	Jean-Sebastien Giguere, Apr. 10, 2003-June 9, 2003
Most consecutive shutouts	3	Two times: Jean-Sebastien Giguere, Game 1 of WCF on May 10, 2003 @ MIN, Game 2 of WCF on May 12, 2003 @ MIN, Game 3 of WCF on May 14, 2003 vs. MIN; Ilya Bryzgalov, Game 7 of CQF on May 3, 2006 vs. CGY, Game 1 of CSF on May 5, 2006 vs. COL, Game 2 of CSF on May 7, 2006 vs. COL
Longest winning streak	6 games	Two times: Jean-Sebastien Giguere, Apr. 10-26, 2003; Ilya Bryzgalov, May 1-11, 2006
Longest losing streak	3 games	Four times: last, Ilya Bryzgalov, May 19-23, 2006
Longest shutout sequence	249:15	Ilya Bryzgalov, Game 7 of CQF on May 3, 2006 vs. CGY through Game 2 of CSF on May 7, 2006 vs. COL, spanning five games

TEAM

MOST GOALS

Playoff Season	58	2007 (21 games)
Series	21	2013 CQF vs. DET (7 games)
Game	6	Four: Game 4 of WCF, May 25, 2006 @ EDM; Game 5 of SCF, June 6, 2007 vs. OTT; Game 4 of CQF, Apr. 20, 2011 @ NSH; Game 5 of CQF, April 26, 2014 vs. DAL
Period	4	Two times: second period of Game 1 of CSF, May 5, 2006 vs. COL; third period of Game 3 of WCF, May 23, 2006 @ EDM

MOST SHOTS

Playoff Season	698	2007 (21 games)
Series	225	2013 CQF vs. DET (7 games)
Game	63	Game 5 of CSF, May 3, 2007 vs. VAN
Period	25	First period of Game 4 of WCF, May 25, 2006 @ EDM
Overtime Period	13	First OT period of Game 2 of CSF, May 4, 1997 @ DET

MOST PENALTY MINUTES

Playoff Season	399	2007 (21 games)
Series	175	2014 CQF vs. DAL (6 games)
Game	57	Game 5 of CQF, Apr. 25, 2014 vs. DAL
Period	48	Third period of Game 4 of CQF, Apr. 17, 2007 @ MIN

FEWEST SHOTS

Playoff Season	115	1999 (4 games)
Series	108	2003 WCF vs. MIN (4 games)
Game	14	Game 4 of CSF, May 10, 2004 @ LA
Period	0	Second period of Game 4 of CSF, May 10, 2014 @ LA
Overtime Period	0	First OT period of Game 1 of CSF, May 2, 1997 @ DET; First OT period of Game 5 of QF, Apr. 22, 2011 vs. NSH; First OT Period of Game 2 of CQF, May 2, 2013 vs. DET; First OT Period of Game 6 of CQF, May 10, 2013 vs. DET

DUCKS PLAYOFF RECORDS

OPPONENTS INDIVIDUAL PLAYOFF RECORDS

MOST GOALS

Series	6	Three times: Keith Tkachuk, 1997 CQF vs. PHX (7 games); Johan Franzen, 2009 CSF vs. DET (7 games); Marian Gaborik, 2014 CSF vs. LA (7 games)
Game	3	Steve Yzerman, Game 1 of CQF, Apr. 21, 1999 @ DET
Period	2	Nine times: last, Marian Hossa, second period of Game 4 of CSF, May 7, 2009 vs. DET

MOST ASSISTS

Series	8	Anze Kopitar, 2014 CSF vs. LA (7 games)
Game	3	Four times: last, Anze Kopitar, Game 1 of CSF, May 3, 2014 vs. LA
Period	3	Mikael Samuelsson, Game 6 of WCF, May 22, 2007 vs. DET

MOST POINTS

Series	10	Twice: Henrik Zetterberg (3-7=10), 2009 CSF vs. DET (7 games); Marian Gaborik, (7-3=10), 2014 CSF vs. LA (7 games)
Game	3	Several times
Period	3	Two times: last, Mikael Samuelsson (0-3=3), third period of Game 6 of WCF, May 22, 2007 vs. DET

MOST SHOTS

Series	37	Keith Tkachuk, 1997 CQF vs. PHX (7 games)
Game	13	Nicklas Lidstrom, Game 4 of CSF, May 8, 1997 vs. DET (2 OT)
Period	6	Nicklas Lidstrom, second period of Game 3 of CSF, May 6, 1997 vs. DET

MOST PENALTY MINUTES

Series	29	Dan Hinote, 2006 CSF vs. COL (4 games)
Game	27	Dan Hinote, Game 1 of CST, May 5, 2006 vs. COL
Period	27	Dan Hinote, third period of Game 1 of CSF, May 5, 2006 vs. COL

MOST MINUTES PLAYED (GOALIES)

Series	459	Chris Osgood, 2007 CSF vs. DET (7 games)
Game	140:48	Marty Turco, Game 1 of CSF, Apr. 24, 2003 @ DAL (5 OT)

MOST SHUTOUTS

Series	3	Martin Brodeur, 2003 SCF vs. NJ
------------------	---	---------------------------------

MOST SAVES

Series	207	Nikolai Khabibulin, 1997 CQF vs. PHX (7 games)
Game	56	Roberto Luongo, Game 5 of CSF, May 3, 2007 vs. VAN (2 OT)
Period	22	Dwayne Roloson, first period of Game 4 of WCF, May 25, 2006 @ EDM
Overtime Period	13	Mike Vernon, first OT period of Game 2 of CSF, May 4, 1997 @ DET

MOST SHOTS FACED

Series	225	Jimmy Howard, 2013 CQF vs. DET (7 games)
Game	58	Roberto Luongo, Game 5 of CSF, May 3, 2007 vs. VAN (2 OT)
Period	25	Dwayne Roloson, first period of Game 4 of WCF, May 25, 2006 @ EDM
Overtime Period	13	Mike Vernon, first OT period of Game 2 of CSF, May 4, 1997 @ DET

LOWEST GOALS-AGAINST-AVERAGE

Series	1.37	Manny Fernandez, 2003 WCF vs. MIN (3 games)
------------------	------	---



OPPONENTS TEAM RECORDS

MOST GOALS

Series	22	2009 CSF vs. DET (7 games); 2011 CQF vs NSH (6 games)
Game	6	Three times: Game 5 of SCF, June 5, 2003 @ NJ; Game 4 of CSF, May 7, 2009 vs. DET; Game 7 of CSF, May 16, 2014 vs. LA
Period	4	Three times: first period of Game 2 of CQF, Apr. 23, 1999 @ DET; third period of Game 3 of WCF, May 23, 2006 @ EDM; third period of Game 6 of CQF, Apr. 20, 2008 @ DAL

MOST SHOTS

Series	294	2009 CSF vs. DET (7 games)
Game	73	Game 4 of CSF, May 8, 1997 vs. DET (2 OT)
Period	23	Second period of Game 3 of CSF, May 6, 1997 vs. DET
Overtime Period	20	First OT period of Game 1 of CQF, Apr. 10, 2003 @ DET

MOST PENALTY MINUTES

Series	153	2014 CQF vs. DAL (6 games)
Game	64	Game 5 of CQF, April 25, 2014 vs. DAL
Period	33	Third period of Game 5 of CQF, April 25, 2014 vs. DAL

FEWEST SHOTS

Series	101	2007 SCF vs. OTT (5 games)
Game	13	Game 5 of SCF, June 6, 2007 vs. OTT
Period	3	Five times: last, third period of Game 4 of CQF, Apr. 20, 2011 @ NSH
Overtime Period	0	Three times: Game 4 of CQF, Apr. 27, 2006 vs. CGY; Game 4 of CSF, May 1, 2007 @ VAN; Game 2 of CSF, May 3, 2009 @ DET (3OT)

DUCKS PLAYOFF RECORDS

TWO-TEAM SINGLE-GAME HIGHS & LOWS

MOST GOALS

Game.....	9	Seven times: Game 5 of SCF, ANA (3) @ NJ (6), June 5, 2003; Game 3 of WCF, ANA (4) @ EDM (5), May 23, 2006; Game 4 of WCF, ANA (6) @ EDM (3), May 25, 2006; Game 4 of CSF, ANA (3) vs. DET (6), May 7, 2009; Game 4 of CQF, ANA (6) @ NSH (3), Apr. 20, 2011; Game 2 of CQF, ANA (4) vs. DET (5), May 2, 2013; Game 6 of CQF, ANA (5) @ DAL (4), April 27, 2014
Period.....	8	Third period of Game 4 of WCF, ANA (4) @ EDM (4), May 23, 2006

MOST SHOTS

Game.....	122	Game 2 of CSF, ANA (51) vs. DET (71), May 4, 1997 (3 OT)
Period.....	33	Three times: second period of Game 5 of CQF, ANA (22) vs. MIN (11), Apr. 19, 2007; second period of Game 2 of CSF, ANA (17) vs. VAN (16), Apr. 27, 2007; second period of Game 4 of CSF, DET (20) vs. ANA (13), May 7, 2009
Overtime Period.....	26	Two times: first and second periods of Game 2 of CSF, May 4, 1997 @ DET

MOST PENALTY MINUTES

Game.....	121	Game 5 of CQF, DAL (64) vs. ANA (57), Apr. 25, 2014
Period.....	68	Third period of Game 5 of CQF, DAL (33) vs. ANA (35), Apr. 25, 2014

FEWEST GOALS

Game.....	1	Four times: Game 4 of CSF, ANA (1) vs. DAL (0), Apr. 30, 2003; Game 1 of WCF, ANA (1) @ MIN (0), May 10, 2003 (2 OT); Game 4 of SCF, ANA (1) vs. NJ (0), June 2, 2003 (OT); Game 2 of SCF, ANA (1) vs. OTT (0), May 30, 2007
-----------	---	--

FEWEST SHOTS

Game.....	31	Game 5 of SCF, ANA (18) vs. OTT (13), June 6, 2007
Period.....	8	Two times: second period of Game 2 of SCF, ANA (2) @ NJ (6), May 29, 2003; first period of Game 5 of SCF, ANA (5) vs. OTT (3), June 6, 2007
Overtime Period.....	1	Four times: first OT period of Game 2 of CSF, ANA (0) @ DET (1), May 2, 1997; fifth OT period of Game 1 of CSF, ANA (1) @ DAL (0), Apr. 24, 2003; first OT period in Game 2 of CSF, ANA (1) @ DAL (0), Apr. 26, 2003; first OT period of Game 4 of CQF, ANA (3) vs. CGY (2), Apr. 27, 2006; first OT period of Game 5 of CQF, ANA (5) @ DAL (4), April 27, 2014

FEWEST POWER PLAY OPPORTUNITIES

Game.....	3	Five times: Game 7 of CQF, ANA (0-2) vs. PHX (0-1), Apr 29, 1997; Game 1 of SCF, ANA (0-2) @ NJ (1-1), May 27, 2003; Game 7 of SCF, ANA (0-1) @ NJ (0-2), June 9, 2003; Game 6 of CQF, ANA (0-0) @ DET (1-3), May 10, 2013; Game 3 of CSF, ANA (2-2) @ LA (1-1), May 8, 2014
-----------	---	--

FEWEST PENALTY MINUTES

Game.....	6	Four times: Game 7 of CQF, ANA (2) vs. PHX (4), Apr. 29, 1997; Game 1 of SCF, ANA (2) @ NJ (4), May 27, 2003; Game 7 of SCF, ANA (4) @ NJ (2), June 9, 2003; Game 6 of CQF, ANA (6) @ DET (0), May 10, 2013
-----------	---	---



— NHL —



ALL-TIME SERIES SUMMARY

Season	Series Results	GF	GA	SF	SA	Power Play	Penalty Killing
1993-94	4-0 (2-0 in ANA)	17 (4.3)	9 (2.3)	102 (25.5)	129 (32.3)	3-21 (14.3)	17-22 (77.3)
1994-95	3-1 (2-0 in ANA)	12 (3.0)	10 (2.5)	111 (27.8)	139 (34.8)	1-13 (7.7)	15-20 (75.0)
1995-96	3-1 (2-0 in ANA)	20 (5.0)	12 (3.0)	137 (34.3)	141 (35.3)	5-23 (21.7)	21-23 (91.3)
1996-97	1-3 (1-1 in ANA)	10 (2.5)	14 (3.5)	131 (32.8)	119 (29.8)	2-17 (11.8)	13-17 (76.5)
1997-98	1-3 (0-2 in ANA)	10 (2.5)	20 (5.0)	109 (27.2)	126 (31.5)	7-31 (22.6)	12-21 (57.1)
1998-99	3-1 (2-1 in ANA)	17 (2.8)	8 (1.3)	174 (29.0)	202 (33.7)	2-31 (6.5)	27-28 (96.4)
1999-00	2-4 (0 (1-2 in ANA)	10 (1.7)	23 (3.8)	194 (32.3)	171 (28.5)	4-25 (8.0)	14-16 (87.5)
2000-01	2-2 (1-0 (1-1 in ANA)	16 (3.2)	14 (2.8)	143 (28.6)	128 (25.6)	4-34 (11.8)	17-21 (81.0)
2001-02	4-1 (0 (1-1 in ANA)	13 (2.6)	8 (1.6)	140 (28.0)	126 (25.2)	2-14 (11.8)	17-19 (81.0)
2002-03	2-2 (1-0 (1-1 in ANA)	12 (2.4)	11 (2.2)	159 (31.8)	137 (27.4)	3-27 (11.1)	14-16 (87.5)
2003-04	3-1 (1-1 (2-1 in ANA)	14 (2.3)	13 (2.2)	183 (30.5)	182 (30.3)	5-33 (15.2)	28-32 (87.5)
2005-06	7-0 (1 (4-0 in ANA)	32 (4.0)	16 (2.0)	262 (32.8)	203 (25.4)	11-47 (23.4)	47-51 (92.2)
2006-07	6-2 (4-0 in ANA)	24 (3.0)	17 (2.1)	248 (31.0)	219 (27.4)	12-35 (34.3)	33-37 (89.2)
2007-08	3-1 (1-1 in ANA)	21 (2.6)	19 (2.4)	249 (31.4)	258 (32.3)	6-33 (18.2)	29-37 (78.4)
2008-09	4-1 (2-1 in ANA)	23 (3.8)	15 (2.5)	198 (33.0)	168 (28.0)	10-20 (50.0)	25-29 (86.2)
2009-10	2-2 (2-1 in ANA)	12 (2.0)	18 (3.0)	175 (29.2)	191 (31.8)	5-34 (14.7)	14-18 (77.8)
2010-11	3-3 (1-2 in ANA)	16 (2.7)	21 (3.5)	176 (29.3)	208 (34.7)	2-20 (10.0)	24-27 (88.9)
2011-12	3-3 (2-1 in ANA)	20 (3.3)	17 (2.8)	177 (29.5)	166 (27.7)	3-20 (15.0)	20-25 (80.0)
2012-13	1-1 (2 (1-1 in ANA)	13 (3.3)	13 (3.3)	136 (34.0)	126 (31.5)	3-10 (30.0)	8-9 (88.9)
2013-14	5-0 (3-0 in ANA)	19 (3.8)	11 (2.2)	166 (33.2)	158 (31.6)	5-18 (27.8)	20-22 (90.9)
Totals	62-32-16 (35-15-6 in ANA)	333 (3.0)	294 (2.7)	3370 (30.6)	3297 (30.0)	93-506 (18.4)	415-490 (84.7)

ARIZONA COYOTES

ALL-TIME SERIES FAST FACTS

	Overall	@ Anaheim	@ Arizona/Winnipeg
All-Time Series:	62-32-16	35-15-6	27-17-10
Current Streak:	Five Anaheim wins	Three Anaheim wins	Two Anaheim wins
Last Win by Anaheim:	Jan. 11, 2014 (5-3)	Dec. 28, 2013 (3-2 OT)	Jan. 11, 2014 (5-3)
Last Win by Arizona:	Apr. 27, 2013 (5-3)	Apr. 27, 2013 (5-3)	Mar. 4, 2013 (5-4 SO)
Last 10 games:	6-2-2	6-4-0	5-3-2
Overtime Record:	10-0-16	5-0-7	5-0-9
Longest Winning Streak:	Six games Nov. 24, 1993-Jan. 27, 1995	10 games Nov. 9, 2003-Mar. 7, 2007	Five games Nov. 18, 2000-Mar. 28, 2002
Longest Losing Streak:	Four games, three times Last: Jan. 15, 2011-Nov. 23, 2011	Three games, two times Last: Dec. 5, 2010-Oct. 23, 2011	Four games Apr. 11, 2009-Mar. 6, 2010
Last Shutout by Anaheim:	Mar. 6, 2013 (2-0)	Mar. 6, 2013 (2-0)	Nov. 23, 2001 (4-0)
Last Shutout by Arizona:	Mar. 31, 2012 (4-0)	Dec. 5, 2010 (3-0)	Mar. 6, 2010 (4-0)
Biggest Anaheim win:	Nov. 30, 2005 (6-1)	Nov. 30, 2005 (6-1)	Four wins by four goals
Biggest Arizona win:	Nov. 22, 1999 (8-2)	Nov. 22, 1999 (8-2)	Three wins by four goals

ALL-TIME SERIES SUMMARY

Season	Series Results	GF	GA	SF	SA	Power Play	Penalty Killing
1993-94	0-1 (0-1 in ANA)	4 (2.0)	6 (3.0)	35 (17.5)	79 (39.5)	0-9 (0.0)	8-9 (88.8)
1994-95	Did not play						
1995-96	1-1 (0-0 in ANA)	6 (3.0)	10 (5.0)	51 (25.5)	67 (33.5)	0-6 (0.0)	5-6 (83.3)
1996-97	1-1 (0-1 in ANA)	6 (3.0)	7 (3.5)	52 (26.0)	75 (37.5)	1-7 (14.2)	9-9 (100.0)
1997-98	1-1 (0-1 in ANA)	3 (1.5)	3 (1.5)	49 (24.5)	60 (30.0)	1-6 (16.6)	10-10 (100.0)
1998-99	1-1 (0-1 in ANA)	4 (2.0)	2 (1.0)	60 (30.0)	52 (26.0)	3-7 (42.9)	8-9 (88.9)
1999-00	1-1 (0-0 (1-1 in ANA)	6 (3.0)	5 (2.5)	56 (28.0)	50 (25.0)	2-7 (28.6)	9-10 (90.0)
2000-01	0-0 (0-1 in ANA)	2 (3.0)	3 (2.0)	30 (30.0)	28 (28.0)	1-7 (14.3)	5-8 (62.5)
2001-02	0-1 (0-1 in ANA)	4 (2.0)	6 (3.0)	54 (27.0)	78 (39.0)	1-12 (8.3)	4-6 (66.7)
2002-03	1-0 (0-0 in ANA)	4 (4.0)	1 (1.0)	23 (23.0)	27 (27.0)	2-6 (33.3)	7-7 (100.0)
2003-04	0-0 (0-1 in ANA)	3 (3.0)	4 (4.0)	29 (29.0)	30 (30.0)	1-3 (33.3)	0-1 (0.0)
2005-06	0-1 (0-0 in ANA)	3 (3.0)	4 (4.0)	28 (28.0)	24 (24.0)	2-9 (22.2)	4-4 (100.0)
2006-07	Did not play						
2007-08	1-0 (1-0 in ANA)	2 (2.0)	1 (1.0)	30 (30.0)	19 (19.0)	0-3 (0.0)	3-3 (100.0)
2008-09	0-1 (0-0 in ANA)	0 (0.0)	6 (6.0)	35 (35.0)	27 (27.0)	0-3 (0.0)	2-4 (50.0)
2009-10	2-0 (1-0 in ANA)	10 (5.0)	4 (2.0)	62 (31.0)	64 (32.0)	3-6 (50.0)	8-8 (100.0)
2010-11	1-0 (0-0 in ANA)	3 (3.0)	0 (0.0)	25 (25.0)	45 (45.0)	0-1 (0.0)	2-2 (100.0)
2011-12	0-1 (0-1 in ANA)	2 (2.0)	3 (3.0)	27 (27.0)	25 (25.0)	1-3 (33.3)	2-2 (100.0)
2012-13	Did not play						
2013-14	1-0 (1-0 in ANA)	7 (3.5)	4 (2.0)	43 (21.5)	55 (27.5)	3-7 (42.9)	4-5 (80.0)
Totals	11-9-6 (5-4-4 in ANA)	69 (2.6)	69 (2.6)	689 (25.5)	805 (29.8)	21-102 (20.6)	90-103 (87.4)

BOSTON BRUINS

ALL-TIME SERIES FAST FACTS

	Overall	@ Anaheim	@ Boston
All-Time Series:	11-9-6	5-4-4	6-5-2
Current Streak:	One Anaheim win	One Anaheim win	One Boston win
Last Win by Anaheim:	Jan. 7, 2014 (5-2)	Jan. 7, 2014 (5-2)	Dec. 20, 2010 (3-0)
Last Win by Boston:	Oct. 31, 2013 (3-2 SO)	Mar. 25, 2012 (3-2)	Oct. 31, 2013 (3-2 SO)
Last 10 games:	5-2-3	4-3-3	5-3-2
Overtime Record:	1-0-6	1-0-4	0-0-2
Longest Winning Streak:	Three games Oct. 8, 2009-Dec. 20, 2010	Two games Oct. 10, 2007-Jan. 13, 2010	Two games, two times Last: Oct. 8, 2009-Dec. 20, 2010
Longest Losing Streak:	Two games, three times Last: Oct. 19, 2003-Jan. 16, 2006	Two games Oct. 20, 1996-Oct. 13, 1997	Two games, two times Last: Jan. 16, 2006-Feb. 26, 2009
Last Shutout by Anaheim:	Dec. 20, 2010 (3-0)	Oct. 21, 1998 (3-0)	Dec. 20, 2010 (3-0)
Last Shutout by Boston:	Feb. 26, 2009 (6-0)	Oct. 13, 1997 (3-0)	Feb. 26, 2009 (6-0)
Biggest Anaheim win:	Oct. 8, 2009 (6-1)	Three wins by three goals Oct. 30, 1997 (3-0)	Oct. 8, 2009 (6-1)
Biggest Boston win:	Feb. 26, 2009 (6-0)		Feb. 26, 2009 (6-0)



ALL-TIME SERIES SUMMARY

Season	Series Results	GF	GA	SF	SA	Power Play	Penalty Killing
1993-94	0-2-0 (0-1-0 in ANA)	2 (1.0)	7 (3.5)	45 (22.5)	41 (20.5)	1-7 (14.3)	11-12 (91.7)
1994-95	Did not play						
1995-96	2-0-0 (1-0-0 in ANA)	7 (3.5)	3 (1.5)	81 (40.5)	62 (31.0)	3-12 (25.0)	13-13 (100.0)
1996-97	1-0-1 (1-0-0 in ANA)	6 (3.0)	3 (1.5)	92 (46.0)	44 (22.0)	1-10 (10.0)	10-12 (83.3)
1997-98	0-2-0 (0-1-0 in ANA)	2 (1.0)	7 (3.5)	61 (30.5)	54 (27.0)	0-6 (0.0)	8-10 (80.0)
1998-99	1-1-0 (0-1-0 in ANA)	9 (4.5)	5 (2.5)	56 (28.0)	52 (26.0)	2-6 (33.3)	6-9 (66.7)
1999-00	0-1-1 (0-1-0 in ANA)	2 (1.0)	7 (3.5)	48 (24.0)	72 (36.0)	2-9 (22.2)	8-9 (88.9)
2000-01	0-1-1 (0-1-0 in ANA)	2 (1.0)	6 (3.0)	40 (20.0)	62 (31.0)	0-5 (0.0)	8-8 (100.0)
2001-02	0-1-0 (0-1-0 in ANA)	1 (1.0)	3 (3.0)	17 (17.0)	18 (18.0)	1-4 (25.0)	3-4 (75.0)
2002-03	0-1-0 (0-0-0 in ANA)	0 (0.0)	4 (4.0)	22 (22.0)	36 (36.0)	0-5 (0.0)	4-5 (80.0)
2003-04	0-2-0 (0-1-0 in ANA)	4 (2.0)	10 (5.0)	62 (31.0)	70 (35.0)	2-5 (40.0)	4-6 (66.6)
2005-06	0-0-1 (0-0-0 in ANA)	2 (2.0)	3 (3.0)	30 (30.0)	31 (31.0)	0-4 (0.0)	1-2 (50.0)
2006-07	Did not play						
2007-08	1-0-0 (1-0-0 in ANA)	4 (4.0)	1 (1.0)	33 (33.0)	23 (23.0)	2-3 (66.7)	4-4 (100.0)
2008-09	2-0-0 (1-0-0 in ANA)	6 (3.0)	4 (2.0)	59 (29.5)	59 (29.5)	2-6 (33.3)	5-6 (83.3)
2009-10	1-1-0 (0-1-0 in ANA)	5 (5.0)	4 (4.0)	30 (30.0)	45 (45.0)	1-3 (33.3)	3-4 (75.0)
2010-11	0-1-0 (0-0-0 in ANA)	2 (2.0)	5 (5.0)	23 (23.0)	42 (42.0)	2-4 (50.0)	3-5 (60.0)
2011-12	0-2-0 (0-1-0 in ANA)*	1 (0.5)	6 (3.0)	73 (36.5)	49 (24.5)	0-7 (0.0)	6-9 (66.7)
2012-13	Did not play						
2013-14	2-0-0 (1-0-0 in ANA)	12 (6.0)	5 (2.5)	75 (37.5)	44 (22.0)	2-5 (40.0)	3-4 (75.0)
Totals	10-14-4 (6-8-0 in ANA)	67 (2.4)	83 (3.0)	847 (30.5)	804 (28.7)	21-101 (20.8)	100-122 (82.0)

*Road game played at Hartwall Areena, Helsinki, Finland

ALL-TIME SERIES FAST FACTS

	Overall	@ Anaheim	@ Buffalo
All-Time Series:	10-14-4	6-8-0	4-6-4
Current Streak:	Two Anaheim wins	One Anaheim win	One Anaheim win
Last Win by Anaheim:	Nov. 8, 2013 (6-2)	Nov. 8, 2013 (6-2)	Nov. 2, 2013 (6-3)
Last Win by Buffalo:	Feb. 29, 2012 (2-0)	Feb. 29, 2012 (2-0)	Oct. 7, 2011 (4-1)*
Last 10 games:	6-3-1	4-6-0	3-4-3
Overtime Record:	1-1-4	1-1-0	0-0-4
Longest Winning Streak:	Four games Dec. 5, 2007-Jan. 19, 2010	Three games Dec. 5, 2007-Jan. 19, 2010	One game, four times Last: Nov. 2, 2013
Longest Losing Streak:	Five games Jan. 16, 2002-Dec. 8, 2005	Six games Jan. 7, 1998-Oct. 24, 2003	Three games Dec. 4, 2002-Dec. 8, 2005
Last Shutout by Anaheim:	None	None	None
Last Shutout by Buffalo:	Feb. 29, 2012 (2-0)	Feb. 29, 2012 (2-0)	Dec. 4, 2002 (4-0)
Biggest Anaheim win:	Jan. 1, 1999 (7-2)	Nov. 8, 2013 (6-2)	Jan. 1, 1999 (7-2)
Biggest Buffalo win:	Jan. 17, 2000 (5-0)	Jan. 17, 2000 (5-0)	Two wins by four goals

ALL-TIME SERIES SUMMARY

Season	Series Results	GF	GA	SF	SA	Power Play	Penalty Killing
1993-94	1-4-1 (0-2-1 in ANA)	12 (2.0)	19 (3.2)	160 (26.7)	197 (32.8)	3-28 (10.7)	19-22 (86.4)
1994-95	3-2-0 (2-1-0 in ANA)	15 (3.0)	13 (2.6)	136 (27.2)	157 (31.4)	2-28 (7.1)	17-20 (85.0)
1995-96	3-2-0 (1-1-0 in ANA)	16 (3.2)	12 (2.4)	129 (25.8)	160 (32.0)	6-30 (20.0)	24-28 (85.7)
1996-97	1-4-1 (1-1-1 in ANA)	14 (2.3)	17 (2.8)	171 (28.5)	190 (31.7)	2-24 (8.3)	15-22 (68.1)
1997-98	2-2-1 (1-1-1 in ANA)	16 (3.2)	15 (3.0)	132 (26.4)	168 (33.6)	3-24 (12.5)	14-18 (77.8)
1998-99	2-2-0 (1-1-0 in ANA)	10 (2.5)	9 (2.3)	124 (31.0)	111 (27.8)	4-17 (23.5)	17-19 (89.5)
1999-00	2-2-0 (2-0-0 in ANA)	10 (2.5)	13 (3.3)	120 (30.0)	113 (28.3)	4-22 (18.2)	11-17 (64.7)
2000-01	2-2-0 (1-0-1-0 in ANA)	18 (4.5)	11 (2.8)	108 (27.0)	106 (26.5)	8-20 (40.0)	16-19 (84.2)
2001-02	2-1-1-0 (1-0-1-0 in ANA)	11 (2.8)	7 (1.8)	112 (28.0)	93 (23.5)	4-22 (18.1)	12-13 (93.2)
2002-03	2-1-1-0 (1-0-1-0 in ANA)	11 (2.8)	11 (2.8)	109 (27.3)	129 (32.3)	2-16 (12.5)	13-17 (76.5)
2003-04	1-3-0-0 (1-1-0-0 in ANA)	8 (2.0)	14 (3.5)	113 (28.3)	96 (24.0)	4-18 (22.2)	15-21 (71.4)
2005-06	2-2-0 (2-0-0 in ANA)	9 (2.3)	10 (2.5)	129 (32.3)	107 (26.8)	7-29 (24.1)	16-22 (72.7)
2006-07	2-2-0 (2-0-0 in ANA)	11 (2.8)	10 (2.5)	141 (35.3)	90 (22.5)	4-18 (22.2)	15-17 (88.2)
2007-08	3-1-0 (2-0-0 in ANA)	14 (3.5)	9 (2.3)	119 (29.8)	122 (30.5)	7-18 (38.9)	16-20 (80.0)
2008-09	3-1-0 (2-0-0 in ANA)	11 (2.8)	9 (2.3)	135 (33.8)	118 (29.5)	1-9 (11.1)	16-18 (88.9)
2009-10	2-2-0 (2-0-0 in ANA)	9 (2.3)	12 (3.0)	107 (26.8)	146 (36.5)	1-8 (12.5)	10-11 (90.9)
2010-11	4-0-0 (2-0-0 in ANA)	16 (4.0)	12 (3.0)	110 (27.5)	130 (32.5)	5-15 (33.3)	17-20 (85.0)
2011-12	2-1-1 (2-0-0 in ANA)	7 (1.8)	10 (2.5)	119 (29.8)	97 (24.3)	1-15 (6.7)	12-14 (85.7)
2012-13	2-1-0 (1-0-0 in ANA)	10 (3.3)	7 (2.3)	81 (27.0)	85 (28.3)	0-4 (0.0)	6-8 (75.0)
2013-14	3-1-0 (2-0-0 in ANA)	13 (3.3)	13 (3.3)	120 (30.0)	115 (28.8)	2-10 (20.0)	8-9 (88.9)
Totals	44-34-8 (29-8-6 in ANA)	241 (2.8)	233 (2.7)	2475 (28.8)	2530 (29.4)	70-375 (18.7)	289-355 (81.4)

ALL-TIME SERIES FAST FACTS

	Overall	@ Anaheim	@ Calgary
All-Time Series:	44-34-8	29-8-6	15-26-2
Current Streak:	One Anaheim win	18 Anaheim wins	One Anaheim win
Last Win by Anaheim:	Mar. 26, 2014 (3-2)	Nov. 29, 2013 (5-2)	Mar. 26, 2014 (3-2)
Last Win by Calgary:	Mar. 12, 2014 (7-2)	Jan. 19, 2004 (5-1)	Mar. 12, 2014 (7-2)
Last 10 games:	7-3-0	10-0-0	5-5-0
Overtime Record:	9-1-8	7-0-6	2-1-2
Longest Winning Streak:	Six games Mar. 15, 1995-Jan. 5, 1996	18 games Apr. 4, 2004-present	Three games Mar. 15, 1995-Jan. 5, 1996
Longest Losing Streak:	Five games Feb. 2, 1994-Feb. 26, 1995	Three games Feb. 2, 1994-Feb. 26, 1995	Six games Feb. 1, 2004-Jan. 19, 2007
Last Shutout by Anaheim:	Mar. 3, 2013 (4-0)	Mar. 3, 2013 (4-0)	Dec. 8, 2001 (4-0)
Last Shutout by Calgary:	Jan. 12, 2012 (1-0)	Apr. 11, 1994 (3-0)	Jan. 12, 2012 (1-0)
Biggest Anaheim win:	Dec. 20, 1996 (7-0)	Dec. 20, 1996 (7-0)	Feb. 9, 1995 (5-0)
Biggest Calgary win:	Two wins by five goals	Feb. 19, 2004 (5-1)	Two wins by five goals

ALL-TIME SERIES SUMMARY

Season	Series Results	GF	GA	SF	SA	Power Play	Penalty Killing
1993-94	2-0 (1-0-0 in ANA)	9 (4.5)	5 (2.5)	72 (36.0)	67 (33.5)	1-8 (12.5)	10-11 (90.9)
1994-95	Did not play						
1995-96	0-2-0 (0-1-0 in ANA)	5 (2.5)	7 (3.5)	61 (30.5)	59 (29.5)	2-17 (11.8)	14-15 (93.3)
1996-97	1-1-0 (1-0-0 in ANA)	7 (3.5)	7 (3.5)	67 (33.5)	74 (37.0)	1-5 (20.0)	47 (57.1)
1997-98	0-2-0 (0-1-0 in ANA)	2 (1.0)	5 (2.5)	48 (24.0)	58 (29.0)	0-8 (0.0)	12-12 (100.0)
1998-99	1-1-0 (1-0-0 in ANA)	6 (3.0)	7 (3.5)	72 (36.0)	65 (32.5)	1-8 (12.5)	6-7 (85.7)
1999-00	0-0-1-0 (0-0-0-0 in ANA)	4 (4.0)	4 (4.0)	26 (26.0)	43 (43.0)	1-2 (50.0)	5-5 (100.0)
2000-01	0-1-1-0 (0-0-1-0 in ANA)	2 (1.0)	6 (3.0)	61 (30.5)	48 (24.0)	0-10 (0.0)	9-12 (25.0)
2001-02	0-1-0-0 (0-1-0-0 in ANA)	1 (1.0)	4 (4.0)	20 (20.0)	28 (28.0)	0-5 (0.0)	5-5 (100.0)
2002-03	2-0-0-0 (1-0-0-0 in ANA)	6 (3.0)	1 (5.0)	44 (22.0)	57 (28.5)	1-8 (12.5)	9-9 (100.0)
2003-04	2-0-0-0 (1-0-0-0 in ANA)	6 (3.0)	3 (1.5)	74 (37.0)	42 (21.0)	2-11 (18.2)	7-8 (87.5)
2005-06	0-1-0 (0-1-0 in ANA)	2 (2.0)	6 (6.0)	37 (37.0)	31 (31.0)	0-4 (0.0)	4-5 (80.0)
2006-07	0-1-0 (0-0-0 in ANA)	2 (2.0)	4 (4.0)	27 (27.0)	27 (27.0)	1-6 (16.7)	3-6 (50.0)
2007-08	Did not play						
2008-09	1-1-0 (0-1-0 in ANA)	5 (2.5)	4 (2.0)	60 (30.0)	61 (30.5)	1-8 (12.5)	8-8 (100.0)
2009-10	1-0-0 (1-0-0 in ANA)	3 (3.0)	2 (2.0)	33 (33.0)	30 (30.0)	1-2 (50.0)	3-3 (100.0)
2010-11	0-1-0 (0-0-0 in ANA)	2 (2.0)	4 (4.0)	45 (45.0)	63 (32.0)	1-7 (14.3)	1-3 (33.3)
2011-12	2-0-0 (1-0-0 in ANA)	5 (2.5)	4 (2.0)	71 (35.5)	65 (32.5)	1-6 (16.7)	3-4 (75.0)
2012-13	Did not play						
2013-14	1-0-1 (1-0-0 in ANA)	7 (3.5)	5 (2.5)	64 (32.0)	75 (37.5)	1-6 (16.7)	8-9 (88.9)
Totals	13-12-3 (8-5-1 in ANA)	74 (2.6)	78 (2.8)	882 (31.5)	862 (30.8)	15-121 (12.4)	111-129 (86.0)

ALL-TIME SERIES FAST FACTS

	Overall	@ Anaheim	@ Carolina/Hartford
All-Time Series:	13-12-3	8-5-1	5-7-2
Current Streak:	One Anaheim win	Three Anaheim wins	One Carolina win
Last Win by Anaheim:	Mar. 2, 2014 (5-3)	Mar. 2, 2014 (5-3)	Feb. 23, 2012 (3-2 SO)
Last Win by Carolina:	Nov. 15, 2013 (3-2 SO)	Oct. 19, 2008 (3-1)	Nov. 15, 2013 (3-2 SO)
Last 10 games:	5-4-1	6-3-1	4-4-2
Overtime Record:	3-0-3	2-0-1	1-0-2
Longest Winning Streak:	Four games Feb. 9, 2003-Feb. 4, 2004	Three games Last: Nov. 25, 2009-present	Two games Feb. 23, 2003-Dec. 31, 2003
Longest Losing Streak:	Three games, two times Last: Dec. 6, 2005-Oct. 19, 2008	Two games Dec. 6, 2005-Oct. 19, 2008	Five games Oct. 11, 1995-Jan. 14, 2001
Last Shutout by Anaheim:	Feb. 23, 2003 (4-0)	None	Feb. 23, 2003 (4-0)
Last Shutout by Carolina:	Jan. 14, 2001 (4-0)	None	Jan. 14, 2001 (4-0)
Biggest Anaheim win:	Feb. 23, 2003 (4-0)	Two wins by three goals Dec. 6, 2005 (6-2)	Feb. 23, 2003 (4-0)
Biggest Carolina win:	Two wins by four goals		Jan. 14, 2001 (4-0)

ALL-TIME SERIES SUMMARY

Season	Series Results	GF	GA	SF	SA	Power Play	Penalty Killing
1993-94	1-4-0 (0-2-0 in ANA)	10 (0.7)	13 (2.6)	129 (25.8)	146 (29.2)	2-20 (10.0)	14-16 (87.5)
1994-95	1-3-0 (1-1-0 in ANA)	5 (1.3)	12 (3.0)	84 (21.0)	126 (31.5)	0-19 (0.0)	12-16 (75.0)
1995-96	0-3-1 (0-2-0 in ANA)	7 (1.8)	14 (3.5)	81 (20.3)	138 (34.5)	3-23 (13.0)	17-22 (77.3)
1996-97	3-0-1 (1-0-1 in ANA)	11 (2.8)	6 (1.5)	104 (26.0)	111 (27.8)	4-17 (23.5)	13-15 (86.7)
1997-98	2-2-0 (1-1-0 in ANA)	7 (1.8)	11 (2.8)	113 (28.3)	129 (32.3)	0-24 (0.0)	15-18 (83.3)
1998-99	3-1-0 (2-0-0 in ANA)	13 (3.3)	8 (2.0)	102 (25.5)	106 (26.5)	3-17 (17.6)	18-21 (85.7)
1999-00	3-1-1-0 (2-0-0-0 in ANA)	17 (3.4)	15 (3.0)	139 (27.8)	130 (26.0)	5-20 (25.0)	16-19 (84.2)
2000-01	2-2-0-0 (1-1-0-0 in ANA)	11 (2.8)	9 (2.3)	86 (21.5)	137 (34.3)	3-10 (30.0)	17-19 (89.4)
2001-02	1-2-1-0 (1-0-1-0 in ANA)	8 (2.0)	7 (1.8)	110 (27.5)	129 (32.3)	2-19 (10.5)	11-13 (84.6)
2002-03	4-0-0-0 (2-0-0-0 in ANA)	16 (4.0)	10 (2.5)	112 (28.0)	128 (32.0)	4-15 (26.6)	12-12 (100.0)
2003-04	2-1-1-0 (1-0-1-0 in ANA)	11 (2.8)	9 (2.3)	123 (30.1)	124 (31.0)	3-17 (17.6)	17-20 (85.0)
2005-06	4-0-0 (2-0-0 in ANA)	14 (3.5)	6 (1.5)	111 (27.8)	121 (30.3)	3-30 (10.0)	23-24 (95.8)
2006-07	3-0-1 (1-0-1 in ANA)	14 (3.5)	6 (1.5)	116 (29.0)	92 (23.0)	6-28 (21.4)	14-17 (82.4)
2007-08	3-1-0-0 (2-0-0-0 in ANA)	13 (3.3)	10 (2.5)	101 (25.3)	123 (30.8)	4-25 (16.0)	19-22 (86.4)
2008-09	1-2-1 (1-0-1 in ANA)	7 (1.8)	10 (2.5)	119 (29.8)	131 (32.8)	2-9 (22.2)	10-12 (83.3)
2009-10	3-1-0 (2-0-0 in ANA)	12 (3.0)	8 (2.0)	106 (26.5)	140 (35.0)	4-12 (33.3)	12-14 (85.7)
2010-11	3-1-1 (1-1-0 in ANA)	7 (1.8)	9 (2.3)	96 (24.0)	145 (36.3)	1-12 (8.3)	8-10 (80.0)
2011-12	1-2-1 (1-1-0 in ANA)	11 (2.8)	13 (3.3)	122 (30.5)	120 (30.0)	3-15 (20.0)	12-16 (75.0)
2012-13	3-0-0 (1-0-0 in ANA)	8 (2.7)	5 (1.7)	81 (27.0)	80 (26.7)	1-7 (14.3)	9-12 (75.0)
2013-14	1-2-0 (0-1-0 in ANA)	4 (1.3)	8 (2.7)	76 (25.3)	85 (28.3)	1-8 (12.5)	9-10 (90.0)
Totals	43-28-9 (23-11-4 in ANA)	206 (2.6)	189 (2.4)	2111 (26.4)	2441 (30.5)	54-347 (15.6)	278-328 (85.1)

ALL-TIME SERIES FAST FACTS

	Overall	@ Anaheim	@ Chicago
All-Time Series:	43-28-9	23-11-4	20-17-5
Current Streak:	Two Chicago wins	One Chicago win	One Chicago win
Last Win by Anaheim:	Dec. 6, 2013 (3-2 SO)	Mar. 20, 2013 (4-2)	Dec. 6, 2013 (3-2 SO)
Last Win by Chicago:	Feb. 5, 2014 (2-0)	Feb. 5, 2014 (2-0)	Jan. 17, 2014 (4-2)
Last 10 games:	5-4-1	6-4-0	5-3-2
Overtime Record:	3-1-9	1-1-5	2-0-4
Longest Winning Streak:	Nine games Nov. 28, 2003-Feb. 24, 2008	Five games Feb. 1, 1998-Dec. 17, 2000	Six games Mar. 5, 2004-Dec. 7, 2007
Longest Losing Streak:	Five games Mar. 5, 1995-Feb. 4, 1996	Three games, two times Last: Apr. 5, 2000-Feb. 7, 2001	Four games, two times Last: Mar. 5, 2008-Jan. 3, 2010
Last Shutout by Anaheim:	Nov. 27, 2009 (3-0)	Nov. 27, 2009 (3-0)	Oct. 28, 2006 (3-0)
Last Shutout by Chicago:	Feb. 5, 2014 (2-0)	Feb. 5, 2014 (2-0)	Mar. 5, 2008 (3-0)
Biggest Anaheim win:	Jan. 6, 1994 (6-2)	Six wins by three goals Nov. 19, 1997 (4-0)	Jan. 6, 1994 (6-2)
Biggest Chicago win:	Nov. 19, 1997 (4-0)		Eight wins by three goals



ALL-TIME SERIES SUMMARY

Season	Series Results	GF	GA	SF	SA	Power Play	Penalty Killing
1993-94	1-1-0 (0-1-0 in ANA)	6 (3.0)	4 (2.0)	58 (29.0)	58 (29.0)	0-11 (0.0)	10-12 (18.7)
1994-95	Did not play						
1995-96	3-3-0 (3-0-0 in ANA)	19 (3.2)	17 (2.8)	162 (27.0)	178 (29.7)	3-28 (10.7)	20-26 (23.1)
1996-97	0-2-3 (0-1-1 in ANA)	14 (2.8)	18 (3.6)	140 (28.0)	183 (36.6)	3-20 (15.0)	21-26 (80.8)
1997-98	2-2-1 (1-1-1 in ANA)	14 (2.8)	14 (2.8)	151 (30.2)	139 (27.8)	3-27 (11.1)	30-35 (85.7)
1998-99	1-3-0 (0-2-0 in ANA)	8 (2.0)	14 (3.5)	117 (29.3)	138 (34.5)	3-22 (13.6)	12-16 (75.0)
1999-00	1-2-1-0 (0-1-1-0 in ANA)	10 (2.5)	11 (2.8)	123 (30.8)	77 (19.3)	2-20 (10.0)	9-15 (60.0)
2000-01	0-3-1-0 (0-2-0-0 in ANA)	4 (1.0)	11 (2.8)	107 (26.8)	93 (23.3)	1-14 (7.1)	11-13 (84.6)
2001-02	0-3-1-0 (0-2-0-0 in ANA)	5 (1.25)	9 (2.3)	90 (22.5)	119 (29.75)	1-16 (6.3)	16-18 (88.9)
2002-03	3-0-0-1 (1-0-0-1 in ANA)	14 (3.5)	11 (2.8)	110 (27.5)	126 (31.5)	5-19 (26.3)	16-21 (76.2)
2003-04	2-1-1-0 (2-0-0-0 in ANA)	7 (1.8)	8 (2.0)	109 (27.3)	128 (32.0)	3-16 (18.7)	18-22 (81.8)
2005-06	1-3-0 (1-1-0 in ANA)	13 (3.3)	15 (3.8)	123 (30.8)	127 (31.8)	5-19 (26.3)	18-20 (90.0)
2006-07	1-1-2 (1-0-1 in ANA)	9 (2.3)	11 (2.8)	152 (38.0)	115 (28.8)	3-20 (15.0)	13-16 (81.3)
2007-08	3-1-0 (2-0-0 in ANA)	6 (1.5)	5 (1.3)	116 (29.0)	103 (25.8)	2-14 (14.3)	15-15 (100.0)
2008-09	4-0-0 (2-0-0 in ANA)	19 (4.8)	7 (1.8)	115 (28.8)	130 (32.5)	6-18 (33.3)	12-15 (80.0)
2009-10	3-1-0 (1-1-0 in ANA)	17 (4.3)	10 (2.5)	137 (34.3)	99 (24.8)	5-16 (31.3)	11-15 (73.3)
2010-11	4-0-0 (2-0-0 in ANA)	17 (4.3)	8 (2.0)	136 (34.0)	110 (27.5)	5-19 (26.3)	9-10 (90.0)
2011-12	1-2-1 (1-1-0 in ANA)	8 (2.0)	13 (3.3)	106 (26.5)	127 (31.8)	3-9 (33.3)	6-8 (75.0)
2012-13	2-1-0 (1-1-0 in ANA)	8 (2.7)	7 (2.3)	81 (27.0)	82 (27.3)	4-11 (36.4)	6-8 (75.0)
2013-14	2-1-0 (1-0-0 in ANA)	10 (3.3)	12 (4.0)	105 (35.0)	98 (32.7)	0-8 (0.0)	6-10 (60.0)
Totals	34-30-12 (19-14-5 in ANA)	208 (2.7)	203 (2.7)	2238 (29.4)	2230 (29.3)	57-327 (17.4)	259-321 (80.7)

COLORADO AVALANCHE

ALL-TIME SERIES FAST FACTS

	Overall	@ Anaheim	@ Colorado/Quebec
All-Time Series:	34-30-12	19-14-5	15-16-7
Current Streak:	Two Anaheim wins	One Anaheim win	One Anaheim win
Last Win by Anaheim:	Apr. 13, 2014 (3-2 OT)	Apr. 13, 2014 (3-2 OT)	Mar. 14, 2014 (6-4)
Last Win by Colorado:	Oct. 2, 2013 (6-1)	Apr. 10, 2013 (4-1)	Oct. 2, 2013 (6-1)
Last 10 games:	5-4-1	7-3-0	7-2-1
Overtime Record:	8-0-12	7-0-5	1-0-7
Longest Winning Streak:	Six games	Five games	Six games
Longest Losing Streak:	Mar. 21, 2010-Mar. 28, 2011 Three games	Feb. 25, 2007-Mar. 29, 2009 Four games	Jan. 31, 2009-Mar. 11, 2011 Six games
Last Shutout by Anaheim:	Jan. 27, 1999-Dec. 10, 1999	Nov. 15, 2000-Apr. 12, 2002	Nov. 18, 2003-Feb. 13, 2007
Last Shutout by Colorado:	Feb. 6, 2013 (3-0)	Dec. 19, 2003 (1-0)	Feb. 6, 2013 (3-0)
Biggest Anaheim win:	Mar. 6, 2008 (1-0)	Nov. 15, 2000 (3-0)	Mar. 6, 2008 (1-0)
Biggest Colorado win:	Mar. 25, 2009 (7-2)	Two wins by four goals	Mar. 25, 2009 (7-2)
	Oct. 2, 2013 (6-1)	Two wins by three goals	Oct. 2, 2013 (6-1)

ALL-TIME SERIES SUMMARY

Season	Series Results	GF	GA	SF	SA	Power Play	Penalty Killing
2000-01	1-3-0-0 (1-1-0-0 in ANA)	10 (2.5)	16 (4.0)	121 (30.3)	84 (21.0)	3-16 (18.8)	11-19 (57.9)
2001-02	1-3-0-0 (1-1-0-0 in ANA)	8 (2.0)	10 (2.5)	123 (30.8)	115 (28.8)	1-19 (5.3)	9-12 (75.0)
2002-03	4-0-0-0 (2-0-0-0 in ANA)	14 (3.5)	5 (1.3)	125 (31.3)	113 (28.0)	3-15 (20.0)	17-18 (94.4)
2003-04	1-2-1-0 (1-0-1-0 in ANA)	7 (1.8)	8 (2.0)	152 (37.0)	118 (29.5)	1-20 (5.0)	18-20 (90.0)
2005-06	2-1-1 (1-0-1 in ANA)	10 (2.0)	9 (2.3)	150 (40.3)	123 (31.7)	3-22 (12.5)	32-37 (85.7)
2006-07	2-1-1 (0-1-1 in ANA)	16 (4.0)	13 (3.3)	130 (32.5)	130 (32.5)	6-21 (28.6)	21-22 (95.5)
2007-08	3-1-0 (2-0-0 in ANA)	7 (1.8)	9 (2.3)	124 (31.0)	119 (29.8)	4-24 (16.7)	25-31 (80.6)
2008-09	3-1-0 (1-1-0 in ANA)	13 (3.3)	9 (2.3)	98 (24.5)	121 (30.3)	2-15 (13.3)	21-24 (87.5)
2009-10	1-2-1 (0-2-0 in ANA)	11 (2.8)	14 (3.5)	133 (33.3)	131 (32.8)	3-16 (18.8)	12-16 (75.0)
2010-11	2-2-0 (1-1-0 in ANA)	13 (3.3)	9 (2.3)	133 (33.3)	115 (28.8)	6-16 (37.5)	11-14 (78.6)
2011-12	2-1-1 (1-0-1 in ANA)	15 (3.8)	13 (3.3)	117 (29.3)	87 (21.8)	6-17 (35.3)	10-15 (66.7)
2012-13	1-0-2 (1-0-1 in ANA)	6 (2.0)	7 (2.3)	87 (29.0)	73 (24.3)	3-8 (37.5)	7-7 (100.0)
2013-14	1-1-0 (0-1-0 in ANA)	6 (3.0)	7 (3.5)	68 (34.0)	54 (27.0)	1-7 (14.3)	2-6 (66.7)
Totals	24-18-7 (12-8-5 in ANA)	136 (2.8)	129 (2.7)	1561 (31.9)	1383 (28.2)	42-216 (19.4)	196-241 (81.3)

COLUMBUS BLUE JACKETS

ALL-TIME SERIES FAST FACTS

	Overall	@ Anaheim	@ Columbus
All-Time Series:	24-18-7	12-8-5	12-10-2
Current Streak:	One Columbus win	Two Columbus wins	One Anaheim win
Last Win by Anaheim:	Oct. 27, 2013 (4-3)	Feb. 18, 2013 (3-2)	Oct. 27, 2013 (4-3)
Last Win by Columbus:	Feb. 3, 2014 (4-2)	Feb. 3, 2014 (4-2)	Mar. 31, 2013 (3-2 OT)
Last 10 games:	5-2-3	3-5-2	6-2-2
Overtime Record:	3-0-7	2-0-4	1-0-3
Longest Winning Streak:	Five games, two times	Three games, two times	Three games, two times
Longest Losing Streak:	Last: Nov. 1, 2007-Dec. 7, 2008 Five games	Last: Nov. 1, 2007-Dec. 7, 2008 Four games	Last: Dec. 27, 2007-Feb. 21, 2009 Four games
Last Shutout by Anaheim:	Jan. 27, 2001-Dec. 31, 2001	Dec. 31, 2008-Nov. 19, 2010	Dec. 6, 2000-Dec. 31, 2001
Last Shutout by Columbus:	Jan. 7, 2011 (6-0)	Jan. 7, 2011 (6-0)	None
Biggest Anaheim win:	Dec. 31, 2008 (2-0)	Dec. 31, 2008 (2-0)	Oct. 5, 2007 (4-0)
Biggest Columbus win:	Jan. 7, 2011 (6-0)	Jan. 7, 2011 (6-0)	Two wins by three goals
	Oct. 5, 2007 (4-0)	Two wins by three goals	Oct. 5, 2007 (4-0)

ALL-TIME SERIES SUMMARY

Season	Series Results	GF	GA	SF	SA	Power Play	Penalty Killing
1993-94	3-20 (2-10 in ANA)	17 (3.4)	15 (3.0)	128 (25.6)	156 (31.2)	6-25 (24.0)	21-26 (80.8)
1994-95	0-40 (0-20 in ANA)	3 (0.8)	19 (4.8)	96 (24.0)	148 (37.0)	0-14 (0.0)	14-18 (77.7)
1995-96	1-30 (1-10 in ANA)	9 (2.3)	14 (3.5)	132 (33.0)	119 (29.8)	3-20 (15.0)	18-23 (78.3)
1996-97	1-30 (1-10 in ANA)	9 (2.3)	12 (3.0)	96 (24.0)	135 (33.8)	0-8 (0.0)	9-14 (64.3)
1997-98	1-30 (1-10 in ANA)	5 (1.3)	16 (4.0)	98 (24.5)	115 (28.8)	0-15 (0.0)	9-11 (81.8)
1998-99	1-41 (1-20 in ANA)	12 (2.0)	19 (3.2)	172 (28.7)	171 (28.5)	5-22 (22.7)	20-26 (76.9)
1999-00	3-3-0 (2-1-0 in ANA)	17 (2.8)	15 (2.5)	153 (25.5)	150 (25.0)	2-75 (8.0)	28-35 (80.0)
2000-01	0-4-0 (0-2-0 in ANA)	5 (1.0)	20 (4.0)	115 (23.0)	131 (26.2)	2-21 (9.5)	13-17 (76.5)
2001-02	3-1-10 (1-1-10 in ANA)	15 (3.0)	10 (2.0)	123 (24.6)	156 (31.2)	5-23 (21.7)	19-22 (86.4)
2002-03	1-3-1-0 (0-1-1-0 in ANA)	8 (1.6)	13 (2.6)	138 (27.6)	144 (28.8)	3-24 (12.5)	13-17 (76.5)
2003-04	2-2-2-0 (2-0-1-0 in ANA)	13 (2.2)	14 (2.3)	149 (24.8)	172 (28.7)	6-22 (27.3)	26-31 (83.9)
2005-06	2-5-1 (1-3-0 in ANA)	17 (2.1)	25 (3.1)	232 (28.1)	222 (27.8)	4-43 (9.3)	41-52 (78.8)
2006-07	4-2-2 (3-0-1 in ANA)	21 (2.6)	15 (1.9)	232 (29.0)	219 (27.4)	8-45 (17.8)	35-40 (87.5)
2007-08	3-5-0 (2-2-0 in ANA)	14 (1.8)	24 (3.0)	185 (23.1)	189 (23.6)	8-50 (16.0)	29-38 (76.3)
2008-09	3-2-1 (1-2-0 in ANA)	15 (2.5)	19 (3.2)	171 (28.5)	190 (31.7)	4-21 (19.1)	23-29 (79.3)
2009-10	2-3-1 (2-1-0 in ANA)	15 (2.5)	18 (3.0)	194 (32.3)	220 (36.8)	2-15 (13.3)	16-19 (84.2)
2010-11	4-2-0 (2-1-0 in ANA)	21 (3.5)	16 (2.7)	172 (28.7)	175 (29.2)	6-22 (27.3)	19-24 (79.2)
2011-12	1-5-0 (1-2-0 in ANA)	11 (1.8)	19 (3.2)	173 (28.8)	145 (24.2)	3-21 (14.3)	13-17 (76.5)
2012-13	3-2-0 (1-0-0 in ANA)	12 (2.4)	9 (1.8)	136 (27.2)	138 (27.6)	2-13 (15.4)	18-20 (90.0)
2013-14	1-2-0 (1-0-0 in ANA)	9 (3.0)	11 (3.7)	104 (34.7)	96 (32.0)	3-10 (30.0)	9-10 (90.0)
Totals	39-60-11 (25-26-4 in ANA)	248 (2.3)	323 (3.0)	2992 (27.2)	3192 (29.0)	71-448 (15.8)	393-489 (80.4)

DALLAS STARS

ALL-TIME SERIES FAST FACTS

	Overall	@ Anaheim	@ Dallas
All-Time Series:	39-60-11	25-26-4	14-34-7
Current Streak:	Two Dallas wins	One Dallas win	One Dallas win
Last Win by Anaheim:	Oct. 20, 2013 (6-3)	Oct. 20, 2013 (6-3)	Apr. 1, 2013 (4-0)
Last Win by Dallas:	Feb. 1, 2014 (2-0)	Feb. 1, 2014 (2-0)	Nov. 26, 2013 (6-3)
Last 10 games:	4-6-0	5-5-0	4-6-0
Overtime Record:	10-1-11	7-1-4	3-0-7
Longest Winning Streak:	Three games, three times Last: Mar. 14-Apr. 3, 2013	Four games Dec. 8, 2009-Mar. 4, 2011	Two games, three times Last: Mar. 14-Apr. 1, 2013
Longest Losing Streak:	Nine games Dec. 22, 1993-Mar. 28, 1996	Four games Dec. 7, 2003 (4-0)	Nine games Mar. 22, 1993-Mar. 13, 1998
Last Shutout by Anaheim:	Apr. 1, 2013 (4-0)	Dec. 7, 2003 (4-0)	Apr. 1, 2013 (4-0)
Last Shutout by Dallas:	Feb. 1, 2014 (2-0)	Feb. 1, 2014 (2-0)	Mar. 10, 2012 (2-0)
Biggest Anaheim win:	Jan. 25, 2002 (6-1)	Dec. 7, 2003 (4-0)	Jan. 25, 2002 (6-1)
Biggest Dallas win:	Mar. 21, 2001 (8-0)	Nov. 5, 2007 (5-0)	Mar. 21, 2001 (8-0)

ALL-TIME SERIES SUMMARY

Season	Series Results	GF	GA	SF	SA	Power Play	Penalty Killing
1993-94	0-3-1 (0-2-0 in ANA)	12 (3.0)	22 (5.5)	110 (27.5)	151 (37.8)	7-18 (38.8)	10-15 (66.6)
1994-95	0-3-1 (0-1-1 in ANA)	15 (3.8)	21 (5.3)	124 (31.0)	148 (37.0)	5-18 (27.7)	8-12 (66.7)
1995-96	0-3-1 (0-1-1 in ANA)	6 (1.5)	18 (4.5)	98 (24.5)	145 (36.3)	3-18 (11.6)	11-20 (55.0)
1996-97	3-0-1 (2-0-0 in ANA)	7 (1.8)	3 (0.8)	99 (24.8)	132 (33.0)	1-11 (9.0)	13-13 (100.0)
1997-98	0-3-1 (0-2-0 in ANA)	7 (1.8)	13 (3.3)	102 (25.5)	151 (37.8)	1-19 (5.3)	10-16 (62.5)
1998-99	1-3-0 (1-1-0 in ANA)	9 (2.3)	12 (3.0)	110 (27.5)	136 (34.0)	5-23 (21.7)	19-23 (82.6)
1999-00	2-2-0-0 (2-0-0-0 in ANA)	12 (3.0)	13 (3.3)	103 (25.8)	123 (30.8)	4-19 (21.1)	13-18 (72.2)
2000-01	0-3-0-1 (0-2-0-0 in ANA)	6 (1.5)	11 (2.8)	85 (21.2)	149 (37.2)	1-18 (5.6)	16-23 (69.6)
2001-02	1-2-1-0 (0-1-1-0 in ANA)	6 (1.5)	8 (2.0)	103 (25.7)	107 (26.7)	1-18 (5.6)	12-18 (66.6)
2002-03	1-2-0-1 (1-1-0-0 in ANA)	8 (2.0)	9 (2.3)	112 (28.0)	139 (34.8)	2-24 (8.3)	13-15 (86.7)
2003-04	1-2-1-0 (1-0-1-0 in ANA)	13 (3.3)	18 (4.5)	115 (28.8)	160 (40.0)	2-11 (18.2)	13-15 (86.6)
2005-06	1-3-0 (1-1-0 in ANA)	6 (1.5)	9 (2.3)	104 (26.0)	130 (32.5)	3-18 (16.7)	19-25 (76.0)
2006-07	2-2-0 (2-0-0 in ANA)	9 (2.3)	6 (1.5)	105 (26.3)	115 (28.8)	4-21 (19.0)	19-22 (86.4)
2007-08	2-1-1 (1-1-0 in ANA)	12 (3.0)	9 (2.3)	88 (22.0)	139 (34.8)	4-24 (16.7)	24-30 (80.0)
2008-09	1-3-0 (1-0-0 in ANA)	11 (2.8)	15 (3.8)	104 (26.0)	152 (38.0)	5-18 (27.8)	15-20 (75.0)
2009-10	2-1-1 (2-0-0 in ANA)	13 (3.3)	12 (3.0)	115 (28.8)	154 (38.8)	2-14 (14.3)	17-23 (73.9)
2010-11	1-3-0 (1-1-0 in ANA)	6 (1.5)	14 (3.5)	115 (28.8)	142 (35.5)	0-9 (0.0)	17-19 (89.5)
2011-12	1-2-1 (1-1-0 in ANA)	7 (1.8)	10 (2.5)	110 (27.5)	127 (31.8)	1-19 (5.2)	18-19 (94.7)
2012-13	1-2-0 (0-2-0 in ANA)	7 (2.3)	9 (3.0)	105 (35.0)	72 (24.0)	1-9 (11.1)	8-11 (72.3)
2013-14	2-0-0 (1-0-0 in ANA)	6 (3.0)	2 (1.0)	53 (26.5)	40 (20.0)	0-7 (0.0)	7-7 (100.0)
Totals	22-43-12 (17-18-4 in ANA)	178 (2.3)	234 (3.0)	2060 (26.8)	2612 (33.9)	52-336 (15.5)	282-364 (77.5)

DETROIT RED WINGS

ALL-TIME SERIES FAST FACTS

	Overall	@ Anaheim	@ Detroit
All-Time Series:	22-43-12	17-18-4	5-25-8
Current Streak:	Two Anaheim wins	One Anaheim win	Two Anaheim wins
Last Win by Anaheim:	Jan. 12, 2014 (1-0)	Jan. 12, 2014 (1-0)	Dec. 17, 2013 (5-2)
Last Win by Detroit:	Mar. 24, 2013 (2-1)	Mar. 24, 2013 (2-1)	Oct. 23, 2010 (5-4)
Last 10 games:	5-4-1	5-5-0	2-5-2
Overtime Record:	3-0-12	2-0-4	1-0-7
Longest Winning Streak:	Two games, four times Last: Dec. 17, 2013-present	Three games Mar. 7, 1999-Mar. 19, 2000	Two games Last: Feb. 15, 2013-present
Longest Losing Streak:	Five games, two times Last: Dec. 1, 2008-Dec. 11, 2009	Three games Oct. 8, 1993-Feb. 3, 1995	Nine games Feb. 15, 2002-Oct. 3, 2007
Last Shutout by Anaheim:	Jan. 12, 2014 (1-0)	Jan. 12, 2014 (1-0)	Mar. 30, 1997 (1-0 01)
Last Shutout by Detroit:	Dec. 3, 2010 (4-0)	Dec. 3, 2010 (4-0)	Nov. 5, 2011 (5-0)
Biggest Anaheim win:	Mar. 14, 2012 (4-0)	Mar. 14, 2012 (4-0)	Two wins by three goals
Biggest Detroit win:	Four wins by five goals	Two wins by five goals	Two wins by five goals



ALL-TIME SERIES SUMMARY

Season	Series Results	GF	GA	SF	SA	Power Play	Penalty Killing
1993-94	5-1-0 (2-1-0 in ANA)	23 (3.8)	13 (2.2)	179 (29.8)	202 (33.7)	4-25 (16.0)	21-26 (80.8)
1994-95	2-2-0 (2-0-0 in ANA)	10 (2.5)	11 (2.8)	125 (31.3)	142 (35.5)	2-18 (11.1)	16-21 (76.2)
1995-96	1-4-0 (1-1-0 in ANA)	5 (1.0)	11 (2.2)	150 (30.0)	157 (31.4)	3-25 (12.0)	19-23 (82.6)
1996-97	4-0-1 (2-0-1 in ANA)	18 (3.6)	8 (1.6)	155 (31.0)	166 (33.2)	3-18 (16.7)	19-22 (86.4)
1997-98	4-2-0 (2-1-0 in ANA)	17 (2.8)	14 (2.3)	126 (21.0)	186 (31.0)	4-31 (12.9)	37-42 (88.1)
1998-99	2-3-0 (1-2-0 in ANA)	12 (2.4)	15 (3.0)	128 (25.6)	163 (32.6)	5-28 (17.9)	24-27 (88.9)
1999-00	2-2-0 (2-0-0 in ANA)	8 (2.0)	9 (2.3)	105 (26.3)	130 (32.5)	0-13 (0.0)	13-15 (86.7)
2000-01	1-2-1-0 (1-1-0-0 in ANA)	11 (2.8)	13 (3.3)	94 (23.5)	126 (31.5)	5-25 (20.0)	18-19 (94.7)
2001-02	1-2-1-0 (1-1-0-0 in ANA)	5 (1.3)	8 (2.0)	121 (30.3)	121 (30.3)	2-18 (11.1)	13-14 (92.9)
2002-03	0-4-0-0 (0-2-0-0 in ANA)	5 (1.3)	11 (2.8)	106 (26.5)	95 (23.8)	2-18 (11.1)	15-18 (83.3)
2003-04	1-2-0-1 (1-1-0-0 in ANA)	7 (1.8)	8 (2.0)	110 (27.5)	99 (24.8)	3-10 (30.0)	13-13 (100)
2005-06	0-3-1 (0-2-0 in ANA)	11 (2.8)	17 (4.3)	119 (29.8)	125 (31.3)	2-22 (9.1)	21-28 (75.0)
2006-07	3-1-0 (2-0-0 in ANA)	15 (3.8)	9 (2.3)	102 (25.5)	102 (25.5)	3-13 (23.1)	14-15 (93.3)
2007-08	1-2-1 (0-1-1 in ANA)	5 (1.3)	12 (3.0)	102 (25.5)	96 (24.0)	0-15 (0.0)	17-20 (85.0)
2008-09	2-2-0 (0-2-0 in ANA)	12 (3.0)	13 (3.3)	150 (37.5)	132 (33.0)	5-23 (21.7)	19-23 (82.6)
2009-10	4-0-0 (2-0-0 in ANA)	20 (5.0)	9 (2.3)	161 (40.3)	135 (33.8)	8-25 (32.0)	16-18 (88.9)
2010-11	3-1-0 (1-1-0 in ANA)	11 (2.8)	8 (2.0)	122 (30.5)	101 (25.3)	3-17 (17.6)	12-13 (92.3)
2011-12	3-1-0 (1-1-0 in ANA)	13 (3.3)	6 (1.5)	108 (27.0)	110 (27.5)	3-11 (27.2)	45 (80.0)
2012-13	3-0-0 (1-0-0 in ANA)	8 (2.7)	2 (0.7)	96 (32.0)	80 (26.7)	2-13 (15.4)	10-10 (100.0)
2013-14	3-1-1 (3-0-0 in ANA)	16 (3.2)	14 (2.8)	184 (36.8)	126 (25.2)	1-22 (4.5)	10-12 (83.3)
Totals	45-35-7 (25-16-3 in ANA)	232 (2.7)	211 (2.4)	2543 (29.2)	2594 (29.8)	60-390 (15.4)	331-384 (86.2)

EDMONTON OILERS

ALL-TIME SERIES FAST FACTS

	Overall	@ Anaheim	@ Edmonton
All-Time Series:	45-35-7	25-16-3	20-19-4
Current Streak:	One Edmonton win	Four Anaheim wins	Two Edmonton wins
Last Win by Anaheim:	Apr. 2, 2014 (3-2)	Apr. 2, 2014 (3-2)	Apr. 22, 2013 (3-0)
Last Win by Edmonton:	Apr. 6, 2014 (4-2)	Apr. 1, 2012 (2-1)	Apr. 6, 2014 (4-2)
Last 10 games:	7-2-1	8-2-0	8-1-1
Overtime Record:	7-2-7	2-2-3	5-0-4
Longest Winning Streak:	Six games Apr. 5, 2012-Jan. 3, 2014	Four games Apr. 3, 1996-Feb. 17, 1997	11 games Dec. 27, 2007-Apr. 22, 2013
Longest Losing Streak:	Seven games Oct. 26, 2003-Feb. 2, 2004	Four games Nov. 30, 2007-Mar. 27, 2009	12 games Dec. 27, 1999-Apr. 13, 2006
Last Shutout by Anaheim:	Apr. 22, 2013 (3-0)	Apr. 5, 2002 (2-0)	Apr. 22, 2013 (3-0)
Last Shutout by Edmonton:	Dec. 2, 2007 (4-0)	Dec. 2, 2007 (4-0)	Jan. 15, 2003 (1-0)
Biggest Anaheim win:	Two wins by five goals	Apr. 11, 2010 (7-2)	Jan. 13, 2012 (5-0)
Biggest Edmonton win:	Four wins by four goals	Three wins by four goals	Nov. 30, 2007 (5-1)

ALL-TIME SERIES SUMMARY

Season	Series Results	GF	GA	SF	SA	Power Play	Penalty Killing
1993-94	0-2-0 (0-1-0 in ANA)	4 (2.0)	7 (3.5)	67 (33.5)	41 (20.5)	1-11 (9.1)	9-11 (81.8)
1994-95	Did not play						
1995-96	0-1-1 (0-1-0 in ANA)	6 (3.0)	7 (3.5)	53 (26.5)	58 (29.0)	1-5 (20.0)	10-11 (90.9)
1996-97	2-0-0 (1-0-0 in ANA)	6 (3.0)	2 (1.0)	49 (24.5)	60 (30.0)	2-6 (33.3)	9-9 (100.0)
1997-98	1-0-1 (1-0-0 in ANA)	11 (5.5)	6 (3.0)	58 (29.0)	84 (42.0)	2-7 (28.6)	12-13 (92.3)
1998-99	0-1-0 (0-1-0 in ANA)	2 (2.0)	5 (5.0)	27 (27.0)	41 (41.0)	1-2 (50.0)	3-4 (75.0)
1999-00	0-1-0-1 (0-1-0-0 in ANA)	3 (1.5)	8 (4.0)	58 (29.0)	58 (29.0)	0-11 (0.0)	5-9 (55.5)
2000-01	1-0-0-0 (1-0-0-0 in ANA)	3 (3.0)	2 (2.0)	31 (31.0)	25 (25.0)	1-8 (12.5)	4-4 (100.0)
2001-02	0-2-0-0 (0-1-0-0 in ANA)	1 (0.5)	8 (4.0)	57 (28.5)	52 (26.0)	0-7 (0.0)	4-5 (80.0)
2002-03	1-0-1-0 (0-0-1-0 in ANA)	6 (3.0)	5 (2.5)	62 (31.0)	54 (27.0)	1-8 (12.5)	4-7 (57.1)
2003-04	0-1-0-0 (0-0-0-0 in ANA)	2 (2.0)	3 (3.0)	34 (34.0)	40 (40.0)	0-1 (0.0)	1-2 (50.0)
2005-06	1-0-0 (1-0-0 in ANA)	1 (1.0)	0 (0.0)	31 (31.0)	30 (30.0)	0-7 (0.0)	7-7 (100.0)
2006-07	1-0-0 (0-0-0 in ANA)	5 (5.0)	4 (4.0)	36 (36.0)	31 (31.0)	1-4 (25.0)	4-4 (100.0)
2007-08	Did not play						
2008-09	0-1-0 (0-1-0 in ANA)	1 (1.0)	3 (3.0)	45 (45.0)	36 (36.0)	0-4 (0.0)	3-4 (75.0)
2009-10	1-0-0 (0-0-0 in ANA)	3 (0.0)	0 (0.0)	25 (25.0)	23 (23.0)	1-3 (33.3)	4-4 (100.0)
2010-11	1-0-0 (1-0-0 in ANA)	5 (5.0)	3 (3.0)	29 (29.0)	32 (32.0)	0-1 (0.0)	0-2 (0.0)
2011-12	1-0-0 (0-0-0 in ANA)	2 (2.0)	0 (0.0)	27 (27.0)	31 (31.0)	0-2 (0.0)	4-4 (100.0)
2012-13	Did not play						
2013-14	1-1-0 (1-0-0 in ANA)	8 (4.0)	5 (2.5)	74 (37.0)	55 (27.5)	1-6 (16.7)	5-5 (100.0)
Totals	11-10-4 (6-6-1 in ANA)	69 (2.8)	68 (2.7)	763 (30.5)	751 (30.0)	12-93 (12.9)	88-105 (83.8)

FLORIDA PANTHERS

ALL-TIME SERIES FAST FACTS

	Overall	@ Anaheim	@ Florida
All-Time Series:	11-10-4	6-6-1	5-4-3
Current Streak:	One Anaheim win	Two Anaheim wins	One Florida win
Last Win by Anaheim:	Mar. 23, 2014 (6-2)	Mar. 23, 2014 (6-2)	Feb. 19, 2012 (2-0)
Last Win by Florida:	Nov. 12, 2013 (3-2)	Nov. 9, 2008 (3-1)	Nov. 12, 2013 (3-2)
Last 10 games:	7-3-0	5-4-1	5-3-2
Overtime Record:	1-0-4	1-0-1	0-0-3
Longest Winning Streak:	Three games Feb. 1, 2010-Feb. 19, 2012	Two games, two times Last: Dec. 1, 2010-present	Three games Dec. 12, 2006-Feb. 19, 2012
Longest Losing Streak:	Three games, two times Last: Mar. 21, 1999-Jan. 5, 2000	Two games, two times Last: Mar. 21, 1999-Jan. 5, 2000	One game, four times Last: Nov. 12, 2013
Last Shutout by Anaheim:	Feb. 19, 2012 (2-0)	Jan. 21, 2006 (1-0)	Feb. 19, 2012 (2-0)
Last Shutout by Florida:	Nov. 21, 2001 (6-0)	None	Nov. 21, 2001 (6-0)
Biggest Anaheim win:	Jan. 4, 1998 (8-3)	Jan. 4, 1998 (8-3)	Three wins by two goals Nov. 21, 2001 (6-0)
Biggest Florida win:	Nov. 21, 2001 (6-0)	Jan. 5, 2000 (5-1)	Nov. 21, 2001 (6-0)

ALL-TIME SERIES SUMMARY

Season	Series Results	GF	GA	SF	SA	Power Play	Penalty Killing
1993-94	2-0 (1-2-0 in ANA)	18 (3.0)	20 (3.3)	212 (35.3)	192 (32.0)	8-33 (24.2)	32-38 (94.2)
1994-95	2-1-2 (1-0-1 in ANA)	14 (2.8)	10 (2.0)	162 (32.4)	149 (29.8)	1-15 (6.6)	13-17 (76.4)
1995-96	2-3-1 (1-1-1 in ANA)	14 (2.8)	21 (3.5)	208 (34.7)	213 (35.5)	3-27 (11.1)	26-34 (76.5)
1996-97	3-1-1 (3-0-0 in ANA)	20 (4.0)	12 (2.4)	150 (30.0)	159 (31.8)	4-22 (18.2)	26-27 (96.3)
1997-98	1-3-1 (0-1-1 in ANA)	14 (2.8)	16 (3.2)	133 (26.6)	140 (28.0)	2-24 (8.3)	20-25 (80.0)
1998-99	5-1-0 (3-0-0 in ANA)	18 (3.0)	9 (1.5)	154 (25.7)	215 (35.8)	6-19 (31.6)	26-29 (89.7)
1999-00	2-1-2 (0-2-1 in ANA)	17 (2.8)	14 (2.3)	176 (29.3)	150 (25.0)	6-25 (24.0)	17-20 (85.0)
2000-01	2-1-1 (2-0-0 in ANA)	17 (3.4)	14 (2.8)	121 (24.2)	163 (32.6)	6-26 (23.1)	22-26 (84.6)
2001-02	0-3-1 (0-1-0 in ANA)	7 (1.4)	14 (2.8)	140 (28.0)	103 (20.6)	1-27 (3.7)	17-22 (77.3)
2002-03	2-2-1-0 (1-1-1-0 in ANA)	16 (3.2)	17 (3.4)	133 (26.6)	141 (28.2)	6-23 (26.0)	21-23 (91.3)
2003-04	1-3-1-1 (1-0-1-1 in ANA)	17 (2.8)	22 (3.6)	175 (29.2)	200 (33.3)	4-20 (20.0)	26-30 (86.6)
2005-06	5-1-2 (3-0-1 in ANA)	32 (4.0)	19 (2.4)	279 (34.9)	256 (32.0)	15-44 (34.1)	45-53 (84.9)
2006-07	4-2-2 (1-2-1 in ANA)	23 (2.9)	25 (3.1)	244 (30.5)	263 (32.9)	9-35 (25.7)	36-46 (78.3)
2007-08	6-2-0 (3-0-0 in ANA)*	23 (2.9)	20 (2.5)	247 (30.9)	224 (28.0)	6-35 (17.1)	31-40 (77.5)
2008-09	3-3-0 (2-1-0 in ANA)	15 (2.5)	15 (2.5)	163 (27.2)	157 (26.2)	5-29 (17.2)	26-33 (78.9)
2009-10	2-3-1 (1-1-1 in ANA)	16 (2.7)	21 (3.5)	161 (26.8)	206 (34.3)	6-19 (31.6)	19-24 (79.2)
2010-11	4-2-0 (2-1-0 in ANA)	12 (2.0)	10 (1.7)	138 (23.0)	175 (29.2)	3-14 (21.4)	21-23 (91.3)
2011-12	1-3-2 (1-2-0 in ANA)	13 (2.2)	18 (3.0)	162 (27.0)	209 (34.8)	3-20 (15.0)	19-23 (82.6)
2012-13	2-2-0 (2-0-0 in ANA)	13 (3.3)	14 (3.5)	93 (23.2)	115 (28.8)	5-12 (41.7)	9-14 (64.3)
2013-14	4-0-1 (1-0-1 in ANA)	12 (2.4)	7 (1.4)	114 (22.8)	186 (37.2)	2-21 (9.5)	19-20 (95.0)
Totals	53-41-23 (30-13-16 in ANA)	331 (2.8)	318 (2.7)	3365 (28.8)	3616 (30.9)	101-490 (20.6)	471-567 (83.1)

* - Games in O2 Arena in London, England not considered games played in Anaheim or Los Angeles

ALL-TIME SERIES FAST FACTS

	Overall	@ Anaheim	@ Los Angeles
All-Time Series:	53-41-23	30-13-16*	23-27-8*
Current Streak:	Four Anaheim wins	One Anaheim win	Three Anaheim wins
Last Win by Anaheim:	Apr. 12, 2014 (4-3 SO)	Jan. 23, 2014 (2-1)	Apr. 12, 2014 (4-3 SO)
Last Win by Los Angeles:	Dec. 3, 2013 (3-2 SO)	Dec. 3, 2013 (3-2 SO)	Apr. 13, 2013 (2-1)
Last 10 games:	6-3-1	6-3-1	4-4-2
Overtime Record:	11-3-23	5-0-14	7-3-9
Longest Winning Streak:	Six games	Six games	Five games
	Apr. 18, 1998-Mar. 18, 1999	Nov. 13, 2007-Jan. 6, 2009	Jan. 28, 2006-Feb. 17, 2007
Longest Losing Streak:	Five games	Three games	Five games
	Jan. 8, 2009-Feb. 4, 2010	Dec. 16, 2001-Oct. 16, 2002	Nov. 16, 2011-Apr. 13, 2013
Last Shutout by Anaheim:	Jan. 25, 2014 (3-0)	Nov. 29, 2010 (2-0)	Jan. 25, 2014 (3-0)
Last Shutout by Los Angeles:	Jan. 14, 2010 (4-0)	None	Jan. 14, 2010 (4-0)
Biggest Anaheim win:	Seven wins by four goals	Six wins by four goals	Four wins by three goals
Biggest Los Angeles win:	Dec. 27, 1995 (7-1)	Feb. 7, 1998 (5-2)	Dec. 27, 1995 (7-1)

ALL-TIME SERIES SUMMARY

Season	Series Results	GF	GA	SF	SA	Power Play	Penalty Killing
2000-01	2-2-0 (1-1-0-0 in ANA)	6 (1.5)	9 (2.3)	112 (28.0)	115 (28.8)	2-17 (11.8)	22-24 (91.7)
2001-02	2-1-1-0 (1-1-0-0 in ANA)	13 (3.3)	10 (2.5)	91 (22.8)	109 (27.3)	4-16 (25.0)	18-19 (94.7)
2002-03	2-1-0-1 (1-0-0-1 in ANA)	4 (1.0)	6 (1.5)	102 (25.5)	107 (27.8)	0-10 (0.0)	12-12 (10.0)
2003-04	2-1-1-0 (2-0-0-0 in ANA)	10 (2.5)	5 (1.3)	121 (30.3)	87 (21.8)	4-13 (30.8)	13-15 (86.7)
2005-06	1-2-1 (1-0-1 in ANA)	9 (2.3)	13 (3.3)	126 (31.5)	117 (29.3)	2-25 (8.0)	20-23 (87.0)
2006-07	2-1-1 (2-0-0 in ANA)	10 (2.5)	9 (2.3)	131 (32.8)	116 (29.0)	3-20 (15.0)	21-24 (87.5)
2007-08	1-3-0 (0-2-0 in ANA)	7 (1.8)	14 (3.5)	115 (28.8)	94 (23.5)	2-18 (11.1)	12-16 (75.0)
2008-09	2-2-0 (1-1-0 in ANA)	9 (2.3)	8 (2.0)	140 (35.0)	108 (27.0)	1-14 (7.1)	13-15 (86.7)
2009-10	2-0-2 (2-0-0 in ANA)	14 (3.5)	12 (3.0)	108 (27.0)	126 (31.5)	3-12 (25.0)	11-16 (68.8)
2010-11	1-1-2 (1-0-1 in ANA)	10 (2.5)	12 (3.0)	142 (35.5)	106 (26.5)	3-17 (17.6)	10-13 (76.9)
2011-12	2-2-0 (0-2-0 in ANA)	10 (2.5)	11 (2.8)	102 (25.5)	105 (26.3)	3-16 (18.8)	11-15 (73.3)
2012-13	3-0-0 (2-0-0 in ANA)	8 (2.0)	4 (1.3)	81 (27.0)	91 (30.0)	1-6 (16.7)	8-9 (88.9)
2013-14	2-1-0 (1-1-0 in ANA)	8 (2.7)	8 (2.7)	94 (31.3)	90 (30.0)	2-8 (25.0)	6-10 (60.0)
Totals	24-17-9 (15-8-2 in ANA)	118 (2.4)	121 (2.4)	1465 (29.3)	1371 (27.1)	30-192 (15.6)	177-211 (83.8)

ALL-TIME SERIES FAST FACTS

	Overall	@ Anaheim	@ Minnesota
All-Time Series:	24-17-9	15-8-2	9-9-7
Current Streak:	One Minnesota win	One Minnesota win	Four Anaheim wins
Last Win by Anaheim:	Dec. 11, 2013 (2-1)	Dec. 11, 2013 (2-1)	Oct. 5, 2013 (4-3 OT)
Last Win by Minnesota:	Jan. 28, 2014 (4-2)	Jan. 28, 2014 (4-2)	Feb. 18, 2011 (5-1)
Last 10 games:	7-3-0	6-3-1	5-2-3
Overtime Record:	3-0-9	1-0-2	2-0-7
Longest Winning Streak:	Six games	Three games, two times	Four games
	Feb. 14, 2012-Dec. 11, 2013	Last: Oct. 17, 2009-Dec. 12, 2010	Oct. 27, 2011-present
Longest Losing Streak:	Four games	Three games	Five games, two times
	Mar. 28, 2004-Jan. 7, 2006	Feb. 25, 2011-Dec. 4, 2011	Last: Feb. 4, 2009-Feb. 18, 2011
Last Shutout by Anaheim:	Jan. 17, 2009 (3-0)	Mar. 3, 2004 (2-0)	Jan. 17, 2009 (3-0)
Last Shutout by Minnesota:	Feb. 4, 2009 (3-0)	Oct. 14, 2007 (2-0)	Feb. 4, 2009 (3-0)
Biggest Anaheim win:	Oct. 6, 2000 (8-3)	Oct. 6, 2000 (8-3)	Dec. 18, 2001 (5-1)
Biggest Minnesota win:	Jan. 24, 2001 (5-0)	Jan. 24, 2001 (5-0)	Four goals, two times



ALL-TIME SERIES SUMMARY

Season	Series Results	GF	GA	SF	SA	Power Play	Penalty Killing
1993-94	0-2-0 (0-1-0 in ANA)	3 (1.5)	9 (4.5)	59 (29.5)	60 (30.0)	0-10 (0.0)	2-6 (33.3)
1994-95	Did not play						
1995-96	2-0-0 (1-0-0 in ANA)	8 (4.0)	4 (2.0)	67 (33.5)	56 (28.0)	3-10 (30.0)	11-12 (91.7)
1996-97	0-1-1 (0-1-0 in ANA)	11 (5.5)	12 (6.0)	67 (33.5)	71 (35.5)	4-12 (33.3)	4-9 (44.4)
1997-98	1-1-0 (0-1-0 in ANA)	8 (4.0)	8 (4.0)	52 (26.0)	58 (29.0)	4-13 (30.8)	7-11 (63.6)
1998-99	0-1-0 (0-0-0 in ANA)	0 (0.0)	1 (1.0)	30 (30.0)	24 (24.0)	0-3 (0.0)	2-3 (66.7)
1999-00	0-2-0 (0-1-0-0 in ANA)	2 (1.0)	4 (2.0)	56 (28.0)	46 (23.0)	0-7 (0.0)	5-6 (83.3)
2000-01	1-0-0-0 (1-0-0-0 in ANA)	4 (4.0)	2 (2.0)	23 (23.0)	29 (29.0)	1-6 (16.7)	4-5 (80.0)
2001-02	0-1-0-0 (0-0-0-0 in ANA)	1 (1.0)	3 (3.0)	25 (25.0)	18 (18.0)	0-7 (0.0)	4-4 (100.0)
2002-03	1-0-1-0 (1-0-0-0 in ANA)	5 (2.5)	3 (3.5)	56 (28.0)	49 (24.5)	0-5 (0.0)	4-5 (80.0)
2003-04	0-1-0-0 (0-1-0-0 in ANA)	2 (2.0)	5 (5.0)	38 (38.0)	24 (24.0)	0-3 (0.0)	1-2 (50.0)
2005-06	1-0-0 (0-0-0 in ANA)	5 (5.0)	3 (3.0)	37 (37.0)	24 (24.0)	1-6 (16.7)	5-7 (71.4)
2006-07	Did not play						
2007-08	1-0-0 (1-0-0 in ANA)	3 (3.0)	1 (1.0)	37 (37.0)	21 (21.0)	0-8 (0.0)	4-4 (100.0)
2008-09	1-0-0 (0-0-0 in ANA)	6 (6.0)	4 (4.0)	25 (25.0)	51 (51.0)	2-3 (66.7)	5-6 (83.3)
2009-10	0-0-1 (0-0-1 in ANA)	3 (3.0)	3 (3.0)	32 (32.0)	43 (43.0)	1-1 (100.0)	3-3 (100.0)
2010-11	1-0-0 (0-0-0 in ANA)	3 (3.0)	3 (3.0)	26 (26.0)	40 (40.0)	2-4 (50.0)	4-6 (66.7)
2011-12	1-0-0 (1-0-0 in ANA)	4 (4.0)	1 (1.0)	27 (27.0)	20 (20.0)	2-7 (28.6)	7-7 (100.0)
2012-13	Did not play						
2013-14	0-1-1 (0-0-1 in ANA)	4 (2.0)	7 (3.5)	74 (37.0)	56 (28.0)	1-9 (11.1)	9-11 (81.9)
Totals	10-10-4 (5-5-2 in ANA)	72 (3.0)	73 (3.0)	731 (30.5)	690 (28.8)	21-114 (18.5)	81-107 (75.7)

MONTREAL CANADIENS

ALL-TIME SERIES FAST FACTS

	Overall	@ Anaheim	@ Montreal
All-Time Series:	10-10-4	5-5-2	5-5-2
Current Streak:	Two Montreal wins	One Montreal win	One Montreal win
Last Win by Anaheim:	Nov. 30, 2011 (4-1)	Nov. 30, 2011 (4-1)	Jan. 22, 2011 (4-3 SO)
Last Win by Montreal:	Mar. 5, 2014 (4-3 SO)	Mar. 5, 2014 (4-3 SO)	Oct. 24, 2013 (4-1)
Last 10 games:	6-2-2	4-4-2	4-4-2
Overtime Record:	2-1-4	0-1-2	2-0-2
Longest Winning Streak:	Three games	Two games	Three games
Longest Losing Streak:	Dec. 10, 2005-Oct. 25, 2008 Three games	Mar. 7, 2001-Mar. 5, 2003 Three games	Dec. 10, 2005-Jan. 22, 2011 Three games
Longest Shutout by Anaheim:	None	None	None
Last Shutout by Montreal:	Oct. 13, 1998 (1-0)	None	Oct. 13, 1998 (1-0)
Biggest Anaheim win:	Two wins by three goals	Two wins by three goals	Two wins by two goals
Biggest Montreal win:	Four wins by three goals	Two wins by three goals	Two wins by three goals

ALL-TIME SERIES SUMMARY

Season	Series Results	GF	GA	SF	SA	Power Play	Penalty Killing
1998-99	2-2-0 (2-0-0 in ANA)	11 (2.8)	8 (2.0)	127 (31.8)	114 (28.5)	7-23 (30.4)	12-15 (80.0)
1999-00	4-0-0-0 (2-0-0-0 in ANA)	12 (3.0)	5 (1.3)	121 (30.3)	109 (27.3)	2-11 (18.2)	13-14 (92.9)
2000-01	1-1-2-0 (1-1-0-0 in ANA)	6 (1.5)	8 (2.0)	104 (26.0)	115 (28.8)	1-17 (5.9)	13-15 (86.7)
2001-02	3-1-0-0 (2-0-0-0 in ANA)	13 (3.3)	8 (2.0)	101 (25.3)	90 (22.5)	3-16 (18.8)	11-11 (100.0)
2002-03	3-1-0-0 (2-0-0-0 in ANA)	8 (2.0)	4 (1.0)	118 (29.5)	120 (30.0)	3-18 (16.7)	19-20 (95.0)
2003-04	1-1-0-2 (0-0-0-2 in ANA)	10 (2.0)	11 (3.3)	134 (35.0)	118 (30.6)	4-16 (18.2)	19-23 (78.6)
2005-06	3-0-1 (2-0-0 in ANA)	16 (4.0)	8 (2.0)	136 (34.0)	130 (32.5)	6-28 (21.4)	19-21 (90.5)
2006-07	2-1-1 (2-0-0 in ANA)	10 (2.5)	10 (2.5)	134 (33.5)	79 (19.8)	4-19 (21.1)	19-21 (90.5)
2007-08	3-1-0 (2-0-0 in ANA)	12 (3.0)	8 (2.0)	107 (26.8)	118 (29.5)	3-16 (18.8)	19-23 (82.6)
2008-09	2-1-1 (1-0-1 in ANA)	10 (2.5)	12 (3.0)	115 (28.8)	125 (31.3)	5-12 (41.7)	8-13 (61.5)
2009-10	2-2-0 (1-1-0 in ANA)	8 (2.0)	6 (1.5)	109 (27.3)	131 (32.8)	1-10 (10.0)	10-12 (83.3)
2010-11	1-3-0 (1-1-0 in ANA)	11 (2.8)	17 (4.3)	153 (38.3)	125 (31.3)	3-16 (18.8)	15-16 (93.8)
2011-12	0-4-0 (0-2-0 in ANA)	5 (1.3)	13 (3.3)	101 (25.3)	116 (29.0)	0-9 (0.0)	14-17 (82.4)
2012-13	3-0-0 (2-0-0 in ANA)	9 (3.0)	5 (1.7)	72 (24.0)	76 (25.3)	2-9 (22.2)	10-10 (100.0)
2013-14	2-1-0 (0-1-0 in ANA)	11 (3.7)	10 (3.3)	81 (27.0)	88 (29.3)	2-10 (20.0)	9-10 (90.0)
Totals	32-19-7 (20-6-3 in ANA)	152 (2.6)	133 (2.3)	1713 (29.5)	1654 (28.5)	46-230 (20.0)	210-241 (87.1)

NASHVILLE PREDATORS

ALL-TIME SERIES FAST FACTS

	Overall	@ Anaheim	@ Nashville
All-Time Series:	32-19-7	20-6-3	12-13-4
Current Streak:	One Nashville win	One Nashville win	Three Anaheim wins
Last Win by Anaheim:	Feb. 8, 2014 (5-2)	Feb. 27, 2013 (5-1)	Feb. 8, 2014 (5-2)
Last Win by Nashville:	Apr. 4, 2014 (5-2)	Apr. 4, 2014 (5-2)	Dec. 10, 2012 (3-2)
Last 10 games:	5-5-0	5-5-0	5-5-0
Overtime Record:	7-0-7	4-0-2	3-0-5
Longest Winning Streak:	Five games, two times	Six games	Three games
Longest Losing Streak:	Last, Jan. 26, 2013-Feb. 8, 2014 Six games	Nov. 1, 2005-Jan. 7, 2008 Three games	Feb. 16, 2013-present Four games
Last Shutout by Anaheim:	Nov. 5, 2009 (4-0)	Jan. 5, 2011-Mar. 18, 2012 Nov. 5, 2009 (4-0)	None
Last Shutout by Nashville:	Oct. 29, 2011 (3-0)	Mar. 12, 2010 (1-0)	Oct. 29, 2011 (3-0)
Biggest Anaheim win:	Dec. 16, 1998 (6-1)	Dec. 16, 1998 (6-1)	Apr. 7, 2000 (5-1)
Biggest Nashville win:	Eight wins by three goals	Three wins by three goals	Five wins by three goals

ALL-TIME SERIES SUMMARY

Season	Series Results	GF	GA	SF	SA	Power Play	Penalty Killing
1993-94	0-2-0 (0-1-0 in ANA)	3 (1.5)	10 (5.0)	41 (20.5)	67 (33.5)	1-8 (12.5)	9-12 (75.0)
1994-95	Did not play						
1995-96	2-0-0 (1-0-0 in ANA)	10 (5.0)	3 (1.5)	50 (25.0)	56 (28.0)	1-5 (20.0)	6-6 (100.0)
1996-97	1-1-0 (1-0-0 in ANA)	6 (3.0)	6 (3.0)	64 (32.0)	64 (32.0)	0-8 (0.0)	7-8 (87.5)
1997-98	1-1-0 (1-0-0 in ANA)	2 (1.0)	3 (1.5)	44 (22.0)	57 (28.5)	0-8 (0.0)	5-5 (100.0)
1998-99	0-2-0 (0-1-0 in ANA)	4 (2.0)	11 (5.5)	49 (24.5)	64 (32.0)	1-8 (12.5)	5-8 (62.5)
1999-00	0-2-0 (0-1-0 in ANA)	3 (1.5)	5 (2.5)	54 (27.0)	59 (29.5)	0-4 (0.0)	2-4 (50.0)
2000-01	0-2-0 (0-1-0 in ANA)	4 (2.0)	9 (4.5)	52 (26.0)	64 (32.0)	2-6 (33.3)	4-8 (50.0)
2001-02	1-0-0 (1-0-0 in ANA)	2 (2.0)	1 (1.0)	19 (9.0)	45 (45.0)	1-1 (100.0)	3-4 (75.0)
2002-03	0-1-0 (1-0-0 in ANA)	3 (1.5)	6 (3.0)	55 (27.5)	61 (30.5)	0-6 (0.0)	5-5 (100.0)
2003-04	0-0-1-0 (0-0-1-0 in ANA)	3 (3.0)	3 (3.0)	36 (36.0)	36 (36.0)	1-7 (14.3)	3-4 (75.0)
2005-06	Did not play						
2006-07	1-0-0 (1-0-0 in ANA)	4 (4.0)	2 (2.0)	37 (37.0)	25 (25.0)	0-6 (0.0)	5-6 (83.3)
2007-08	1-0-0 (0-0-0 in ANA)	2 (2.0)	1 (1.0)	24 (24.0)	35 (35.0)	0-2 (0.0)	5-5 (100.0)
2008-09	1-0-0 (1-0-0 in ANA)	4 (4.0)	3 (3.0)	34 (34.0)	21 (21.0)	0-4 (0.0)	1-2 (50.0)
2009-10	0-1-0 (0-0-0 in ANA)	1 (1.0)	3 (3.0)	32 (32.0)	25 (25.0)	0-6 (0.0)	3-3 (100.0)
2010-11	0-1-0 (0-1-0 in ANA)	1 (1.0)	2 (2.0)	28 (28.0)	27 (27.0)	1-3 (33.3)	4-4 (100.0)
2011-12	0-0-1 (0-0-0 in ANA)	2 (2.0)	2 (2.0)	38 (38.0)	27 (27.0)	0-3 (0.0)	1-1 (0.0)
2012-13	Did not play						
2013-14	1-0-1 (0-0-1 in ANA)	6 (3.0)	6 (3.0)	49 (24.5)	46 (23.0)	2-9 (22.2)	4-7 (57.1)
Totals	9-13-4 (6-6-2 in ANA)	60 (2.3)	76 (2.9)	706 (27.2)	779 (30.0)	10-94 (10.6)	72-92 (78.3)

ALL-TIME SERIES FAST FACTS

	Overall	@ Anaheim	@ New Jersey
All-Time Series:	9-13-4	6-6-2	3-7-2
Current Streak:	One Anaheim win	Two New Jersey wins	One Anaheim win
Last Win by Anaheim:	Dec. 20, 2013 (3-2 OT)	Jan. 11, 2009 (4-3)	Dec. 20, 2013 (3-2 OT)
Last Win by New Jersey:	Nov. 20, 2013 (4-3 OT)	Nov. 20, 2013 (4-3 OT)	Feb. 17, 2012 (3-2 SO)
Last 10 games:	4-3-3	3-5-2	2-6-2
Overtime Record:	1-0-4	0-0-2	1-0-2
Longest Winning Streak:	Three games	Three games	One game, three times
	Nov. 24, 2006-Jan. 11, 2009	Nov. 5, 1995-Nov. 26, 1997	Last: Dec. 20, 2013
Longest Losing Streak:	Seven games	Three games	Six games
	Mar. 18, 1998-Nov. 22, 2000	Jan. 20, 1999-Nov. 22, 2000	Dec. 28, 1999-Nov. 12, 2003
Last Shutout by Anaheim:	Nov. 26, 1997 (2-0)	Nov. 26, 1997 (2-0)	None
Last Shutout by New Jersey:	Mar. 18, 1998 (3-0)	None	Mar. 18, 1998 (3-0)
Biggest Anaheim win:	Nov. 5, 1995 (6-1)	Nov. 5, 1995 (6-1)	Feb. 11, 1996 (4-2)
Biggest New Jersey win:	Mar. 31, 1999 (7-1)	Two wins by three goals	Mar. 31, 1999 (7-1)

ALL-TIME SERIES SUMMARY

Season	Series Results	GF	GA	SF	SA	Power Play	Penalty Killing
1993-94	1-1-0 (1-0-1 in ANA)	6 (3.0)	4 (2.0)	53 (26.5)	67 (33.5)	1-6 (16.7)	4-5 (80.0)
1994-95	Did not play						
1995-96	1-1-0 (1-0-0 in ANA)	5 (2.5)	5 (2.5)	72 (36.0)	58 (29.0)	1-11 (9.0)	9-11 (81.8)
1996-97	0-1-1 (0-0-1 in ANA)	6 (2.5)	6 (3.0)	57 (28.5)	52 (26.0)	0-6 (0.0)	5-6 (83.3)
1997-98	1-1-0 (1-0-1 in ANA)	6 (3.0)	7 (3.5)	56 (28.0)	70 (35.0)	2-10 (20.0)	10-10 (100.0)
1998-99	0-0-2 (0-0-1 in ANA)	4 (2.0)	6 (4.0)	67 (33.5)	65 (32.5)	2-7 (28.6)	6-6 (100.0)
1999-00	0-1-0 (0-1-0 in ANA)	2 (2.0)	4 (4.0)	32 (32.0)	27 (27.0)	0-5 (0.0)	2-2 (100.0)
2000-01	2-0-0 (1-0-0 in ANA)	6 (3.0)	4 (2.0)	63 (31.5)	49 (24.5)	3-9 (33.3)	6-6 (100.0)
2001-02	0-1-0 (0-0-0 in ANA)	3 (3.0)	5 (5.0)	37 (37.0)	26 (26.0)	0-5 (0.0)	2-2 (100.0)
2002-03	0-0-1-0 (0-0-1-0 in ANA)	2 (2.0)	2 (2.0)	31 (31.0)	33 (33.0)	0-5 (0.0)	4-4 (100.0)
2003-04	0-2-0 (0-1-0 in ANA)	2 (1.0)	7 (3.5)	64 (32.0)	49 (24.5)	2-11 (18.2)	8-10 (80.0)
2005-06	Did not play						
2006-07	0-0-1 (0-0-1 in ANA)	4 (4.0)	4 (4.0)	50 (50.0)	24 (24.0)	2-6 (33.3)	2-3 (66.7)
2007-08	1-0-0 (0-0-0 in ANA)	3 (3.0)	0 (0.0)	26 (26.0)	25 (25.0)	1-6 (16.7)	1-1 (100.0)
2008-09	0-1-0 (0-0-0 in ANA)	1 (1.0)	2 (2.0)	40 (40.0)	14 (14.0)	1-5 (20.0)	0-1 (0.0)
2009-10	1-0-0 (1-0-0 in ANA)	5 (5.0)	4 (4.0)	39 (39.0)	31 (31.0)	1-2 (50.0)	1-3 (33.3)
2010-11	1-1-0 (1-0-0 in ANA)	3 (1.5)	3 (1.5)	46 (23.0)	56 (28.0)	1-7 (14.3)	8-9 (88.9)
2011-12	1-0-0 (1-0-0 in ANA)	4 (4.0)	2 (2.0)	20 (20.0)	21 (21.0)	0-2 (0.0)	3-3 (100.0)
2012-13	Did not play						
2013-14	2-0-0 (1-0-0 in ANA)	10 (5.0)	5 (2.5)	62 (31.0)	58 (29.0)	1-4 (25.0)	4-5 (80.0)
Totals	11-10-5 (6-4-4 in ANA)	71 (3.0)	68 (2.6)	815 (34.0)	725 (30.2)	18-107 (16.8)	75-87 (86.2)

ALL-TIME SERIES FAST FACTS

	Overall	@ Anaheim	@ New York
All-Time Series:	11-10-5	6-4-4	5-6-1
Current Streak:	Three Anaheim wins	Four Anaheim wins	One Anaheim win
Last Win by Anaheim:	Dec. 21, 2013 (5-3)	Dec. 9, 2013 (5-2)	Dec. 21, 2013 (5-3)
Last Win by New York:	Dec. 16, 2010 (3-2)	Oct. 11, 2006 (5-4 SO)	Dec. 16, 2010 (3-2)
Last 10 games:	6-3-1	5-2-3	4-5-1
Overtime Record:	2-1-5	2-1-2	0-0-3
Longest Winning Streak:	Three games	Four games	One game, five times
	Jan. 6, 2012-present	Mar. 19, 2010-present	Last: Dec. 21, 2013 (5-3)
Longest Losing Streak:	Three games	Two games	Two games, three times
	Last: Nov. 1, 2009-Oct. 11, 2006	Mar. 12, 2004-Oct. 22, 2006	Last: Jan. 21, 2009-Dec. 16, 2010
Last Shutout by Anaheim:	Nov. 10, 2010 (1-0)	Nov. 10, 2010 (1-0)	Feb. 5, 2008 (3-0)
Last Shutout by New York:	None	None	None
Biggest Anaheim win:	Dec. 9, 2013 (5-2)	Dec. 9, 2013 (5-2)	Three games by two goals
Biggest New York win:	Two games by three goals	Oct. 19, 1997 (5-2)	Nov. 1, 2003 (4-1)



NEW YORK RANGERS

ALL-TIME SERIES SUMMARY

Season	Series Results	GF	GA	SF	SA	Power Play	Penalty Killing
1993-94	2-0-0 (1-0-0 in ANA)	7 (3.5)	4 (2.0)	73 (36.5)	72 (36.0)	3-11 (27.3)	10-11 (90.9)
1994-95	Did not play						
1995-96	1-1-0 (1-0-0 in ANA)	8 (4.0)	9 (4.5)	47 (23.5)	76 (38.0)	2-16 (12.5)	7-12 (58.3)
1996-97	1-1-0 (1-0-0 in ANA)	7 (3.5)	5 (2.5)	57 (23.5)	76 (38.0)	1-8 (12.5)	5-8 (62.5)
1997-98	1-0-1 (0-0-1 in ANA)	6 (3.0)	5 (2.5)	50 (25.0)	69 (34.5)	0-4 (0.0)	9-10 (90.0)
1998-99	2-0-0 (1-0-0 in ANA)	7 (3.5)	2 (1.0)	44 (22.0)	43 (21.5)	2-12 (16.7)	14-14 (100.0)
1999-00	0-0-0 (0-0-0 in ANA)	3 (3.0)	4 (4.0)	39 (39.0)	22 (22.0)	1-2 (50.0)	3-4 (75.0)
2000-01	2-0-0 (1-0-0 in ANA)	10 (5.0)	7 (3.5)	71 (35.5)	58 (29.0)	2-11 (18.2)	7-10 (70.0)
2001-02	1-0-0 (0-0-0 in ANA)	9 (3.0)	2 (2.0)	15 (15.0)	35 (35.0)	2-11 (18.2)	8-8 (100.0)
2002-03	0-1-0 (0-1-0 in ANA)	4 (2.0)	9 (4.5)	68 (34.0)	56 (28.0)	0-8 (0.0)	6-7 (85.7)
2003-04	1-0-0 (0-0-0 in ANA)	3 (3.0)	1 (1.0)	23 (23.0)	39 (39.0)	2-5 (40.0)	4-4 (100.0)
2005-06	Did not play						
2006-07	0-0-1 (0-0-1 in ANA)	3 (3.0)	4 (4.0)	33 (33.0)	34 (34.0)	0-6 (0.0)	7-9 (77.8)
2007-08	1-0-0 (0-0-0 in ANA)	4 (4.0)	1 (1.0)	19 (19.0)	33 (33.0)	1-2 (50.0)	4-4 (100.0)
2008-09	0-2-0 (0-1-0 in ANA)	3 (2.5)	7 (3.5)	54 (27.0)	59 (29.5)	1-8 (12.50)	9-12 (75.0)
2009-10	0-1-0 (0-0-0 in ANA)	0 (0.0)	3 (3.0)	18 (18.0)	38 (38.0)	0-4 (0.0)	3-5 (60.0)
2010-11	1-0-0 (1-0-0 in ANA)	5 (5.0)	2 (2.0)	33 (33.0)	32 (32.0)	0-3 (0.0)	2-3 (66.7)
2011-12	1-0-1 (0-0-0 in ANA*)	2 (1.0)	2 (1.0)	56 (28.0)	40 (20.0)	0-8 (0.0)	11-11 (100.0)
2012-13	Did not play						
2013-14	2-0-0 (1-0-0 in ANA)	8 (4.0)	1 (0.5)	67 (33.0)	67 (33.5)	0-8 (0.0)	5-5 (100.0)
Totals	16-16-5 (9-2-2 in ANA)	83 (3.2)	68 (2.6)	762 (31.8)	849 (35.4)	17-127 (13.4)	114-137 (83.2)

* - Game in Globe Arena in Stockholm, Sweden not considered played in Anaheim

ALL-TIME SERIES FAST FACTS

	Overall	@ Anaheim	@ New York
All-Time Series:	16-6-5	8-2-2	7-4-3
Current Streak:	Two Anaheim wins	Three Anaheim wins	One Anaheim win
Last Win by Anaheim:	Nov. 4, 2013 (2-1)	Oct. 10, 2013 (6-0)	Nov. 4, 2013 (2-1)
Last Win by New York:	Nov. 3, 2011 (2-1 SO)	Dec. 16, 2008 (3-1)	Nov. 3, 2011 (2-1 SO)
Last 10 games:	5-3-2	7-2-2	6-2-2
Overtime Record:	1-0-5	1-0-2	0-0-3
Longest Winning Streak:	Three games, two times Last: Oct. 16, 2000-Nov. 25, 2001	Five games Jan. 28, 1994-Nov. 18, 1998	Three games Apr. 2, 1999-Nov. 25, 2001
Longest Losing Streak:	Three games Dec. 16, 2008-Oct. 11, 2009	Three games Nov. 1, 2006-Dec. 16, 2009	Three games Jan. 20, 2009-Nov. 3, 2011
Last Shutout by Anaheim:	Oct. 10, 2013 (6-0)	Oct. 10, 2013 (6-0)	None
Last Shutout by New York:	Oct. 11, 2009 (3-0)	None	Oct. 11, 2009 (3-0)
Biggest Anaheim win:	Oct. 10, 2013 (6-0)	Oct. 10, 2013 (6-0)	Two wins by three goals
Biggest New York win:	Two wins by four goals	Feb. 21, 2003 (6-2)	Dec. 4, 1995 (5-1)

ALL-TIME SERIES SUMMARY

Season	Series Results	GF	GA	SF	SA	Power Play	Penalty Killing
1993-94	1-1-0 (1-0-0 in ANA)	6 (3.0)	5 (2.5)	47 (23.5)	56 (28.0)	1-8 (12.5)	8-8 (100.0)
1994-95	Did not play						
1995-96	2-0-0 (1-0-0 in ANA)	7 (3.5)	4 (2.0)	49 (24.5)	54 (27.0)	1-11 (9.0)	7-9 (77.7)
1996-97	2-0-0 (1-0-0 in ANA)	8 (4.0)	4 (2.0)	44 (22.0)	68 (34.0)	1-6 (16.7)	7-8 (87.5)
1997-98	1-0-1 (0-0-1 in ANA)	6 (3.0)	3 (1.5)	42 (21.0)	77 (38.5)	3-8 (37.5)	11-12 (91.7)
1998-99	0-0-2 (0-0-1 in ANA)	4 (2.0)	4 (2.0)	37 (18.5)	82 (41.0)	0-4 (0.0)	8-9 (88.9)
1999-00	0-2-0 (0-1-0 in ANA)	2 (1.0)	6 (3.0)	53 (26.5)	65 (32.5)	2-5 (40.0)	2-5 (40.0)
2000-01	0-1-0 (0-0-0 in ANA)	1 (1.0)	4 (4.0)	31 (31.0)	31 (31.0)	0-4 (0.0)	5-5 (100.0)
2001-02	0-1-0 (0-1-0 in ANA)	2 (2.0)	4 (4.0)	18 (18.0)	19 (19.0)	0-4 (0.0)	3-5 (60.0)
2002-03	1-1-0 (1-0-0 in ANA)	4 (2.0)	5 (2.5)	52 (26.0)	53 (26.5)	1-7 (14.3)	6-7 (85.7)
2003-04	0-1-0 (0-1-0 in ANA)	0 (0.0)	3 (3.0)	27 (27.0)	28 (28.0)	0-3 (0.0)	3-3 (100.0)
2005-06	1-0-0 (0-0-0 in ANA)	3 (3.0)	3 (3.0)	39 (39.0)	33 (33.0)	1-4 (25.0)	3-4 (75.0)
2006-07	Did not play						
2007-08	1-0-0 (1-0-0 in ANA)	3 (3.0)	1 (1.0)	31 (31.0)	25 (25.0)	2-6 (33.3)	4-4 (100.0)
2008-09	1-0-0 (0-0-0 in ANA)	4 (4.0)	3 (3.0)	32 (32.0)	30 (30.0)	1-3 (33.3)	5-7 (71.4)
2009-10	0-0-1 (0-0-1 in ANA)	3 (3.0)	3 (3.0)	36 (36.0)	29 (29.0)	0-3 (0.0)	4-5 (80.0)
2010-11	1-0-0 (0-0-0 in ANA)	1 (1.0)	1 (1.0)	27 (27.0)	40 (40.0)	0-0 (0.0)	2-2 (100.0)
2011-12	1-0-0 (1-0-0 in ANA)	2 (2.0)	1 (1.0)	29 (29.0)	32 (32.0)	0-3 (0.0)	2-2 (100.0)
2012-13	Did not play						
2013-14	2-0-0 (1-0-0 in ANA)	6 (3.0)	2 (1.0)	84 (42.0)	58 (29.0)	0-11 (0.0)	4-5 (100.0)
Totals	14-7-4 (7-3-3 in ANA)	62 (2.5)	56 (2.2)	678 (27.1)	780 (31.2)	13-90 (14.4)	84-100 (84.0)

OTTAWA SENATORS

ALL-TIME SERIES FAST FACTS

	Overall	@ Anaheim	@ Ottawa
All-Time Series:	14-7-4	7-3-3	7-4-1
Current Streak:	Four Anaheim wins	Two Anaheim wins	Four Anaheim wins
Last Win by Anaheim:	Oct. 25, 2013 (2-1)	Oct. 13, 2013 (4-1)	Oct. 25, 2013 (2-1)
Last Win by Ottawa:	Dec. 6, 2009 (4-3 SO)	Dec. 6, 2009 (4-3 SO)	Jan. 16, 2003 (3-1)
Last 10 games:	8-1-1	4-3-3	6-3-1
Overtime Record:	3-0-4	0-0-3	3-0-1
Longest Winning Streak:	Five games Mar. 13, 1994-Mar. 5, 1997	Three games Mar. 13, 1994-Mar. 5, 1997	Four games Jan. 19, 2006-present
Longest Losing Streak:	Five games Nov. 13, 1999-Jan. 16, 2003	Two games Jan. 12, 2000-Jan. 29, 2003	Three games Nov. 13, 1999-Jan. 16, 2003
Last Shutout by Anaheim:	None	None	None
Last Shutout by Ottawa:	Oct. 17, 2003 (3-0)	Oct. 17, 2003 (3-0)	None
Biggest Anaheim win:	Mar. 13, 1994 (5-1)	Mar. 13, 1994 (5-1)	Mar. 22, 1998 (5-2)
Biggest Ottawa win:	Three wins by three goals	Oct. 17, 2003 (3-0)	Two wins by three goals

ALL-TIME SERIES SUMMARY

Season	Series Results	GF	GA	SF	SA	Power Play	Penalty Killing
1993-94	2-0 (1-0-0 in ANA)	9 (4.5)	5 (2.5)	61 (30.5)	60 (30.0)	0-11 (0.0)	5-8 (62.5)
1994-95	Did not play						
1995-96	0-1-1 (0-1-0 in ANA)	4 (2.0)	6 (3.0)	40 (20.0)	66 (33.0)	1-10 (10.0)	9-11 (81.8)
1996-97	0-2-0 (0-1-0 in ANA)	3 (1.5)	7 (3.5)	39 (19.5)	67 (33.5)	1-5 (20.0)	4-6 (66.7)
1997-98	0-0-2 (0-0-1 in ANA)	5 (2.5)	5 (2.5)	55 (27.5)	62 (31.0)	1-9 (11.1)	6-8 (75.0)
1998-99	1-1-0 (1-0-0 in ANA)	6 (3.0)	8 (4.0)	46 (23.0)	64 (32.0)	4-13 (30.8)	11-16 (68.8)
1999-00	0-0-2-0 (0-0-1-0 in ANA)	6 (3.0)	6 (3.0)	52 (26.0)	81 (40.5)	2-6 (33.3)	5-8 (62.5)
2000-01	1-0-0-0 (0-0-0-0 in ANA)	4 (2.0)	3 (3.0)	23 (23.0)	32 (32.0)	1-3 (33.3)	0-3 (0.0)
2001-02	1-1-0-0 (1-0-0-0 in ANA)	6 (3.0)	6 (3.0)	47 (23.5)	55 (27.5)	1-6 (0.0)	6-7 (100.0)
2002-03	0-1-0-0 (0-1-0-0 in ANA)	0 (0.0)	1 (1.0)	28 (28.0)	25 (25.0)	0-7 (0.0)	4-5 (80.0)
2003-04	1-0-0-0 (1-0-0-0 in ANA)	4 (4.0)	3 (3.0)	29 (29.0)	35 (35.0)	1-8 (12.5)	4-4 (100.0)
2005-06	Did not play						
2006-07	0-1-0 (0-1-0 in ANA)	4 (4.0)	7 (7.0)	41 (41.0)	16 (16.0)	2-6 (33.3)	2-5 (40.0)
2007-08	0-1-0 (0-0-0 in ANA)	0 (0.0)	3 (3.0)	27 (27.0)	25 (25.0)	0-3 (0.0)	2-3 (66.7)
2008-09	0-0-1 (0-0-1 in ANA)	4 (4.0)	4 (4.0)	27 (27.0)	32 (32.0)	2-4 (50.0)	5-6 (83.3)
2009-10	1-0-0 (0-0-0 in ANA)	2 (2.0)	2 (2.0)	38 (33.0)	35 (35.0)	0-4 (0.0)	5-7 (71.4)
2010-11	2-0-0 (1-0-0 in ANA)	8 (4.0)	4 (2.0)	49 (24.5)	79 (39.5)	1-6 (16.7)	7-7 (100.0)
2011-12	0-0-1 (0-0-1 in ANA)	3 (3.0)	4 (4.0)	22 (22.0)	47 (47.0)	1-3 (33.3)	6-9 (66.7)
2012-13	Did not play						
2013-14	2-0-0 (1-0-0 in ANA)	8 (4.0)	5 (2.5)	65 (32.5)	58 (29.0)	0-3 (0.0)	5-7 (71.4)
Totals	11-8-7 (6-4-4 in ANA)	76 (2.9)	79 (3.0)	684 (26.3)	839 (32.3)	18-107 (16.8)	86-120 (71.7)

ALL-TIME SERIES FAST FACTS

	Overall	@ Anaheim	@ Philadelphia
All-Time Series:	11-8-7	6-4-4	5-4-3
Current Streak:	Two Anaheim wins	One Anaheim win	Three Anaheim wins
Last Win by Anaheim:	Jan. 30, 2014 (5-3)	Jan. 30, 2014 (5-3)	Oct. 29, 2013 (3-2)
Last Win by Philadelphia:	Dec. 2, 2011 (4-3 OT)	Dec. 2, 2011 (4-3 OT)	Feb. 2, 2008 (3-0)
Last 10 games:	6-2-2	5-2-3	4-4-2
Overtime Record:	3-0-7	1-0-4	2-0-3
Longest Winning Streak:	Three games Oct. 10, 2009-Dec. 31, 2010	One game, six times Last: Jan. 30, 2014 (5-3)	Three games Oct. 10, 2009-present
Longest Losing Streak:	Three games Nov. 15, 2006-Jan. 2, 2009	Two games, two times Last: Nov. 15, 2006-Jan. 2, 2009	Two games Mar. 21, 2002-Feb. 2, 2008
Last Shutout by Anaheim:	None	None	None
Last Shutout by Philadelphia:	Feb. 2, 2008 (3-0)	Jan. 3, 2003 (1-0)	Feb. 2, 2008 (3-0)
Biggest Anaheim win:	Two wins by three goals Four wins by three goals	Two wins by three goals Nov. 15, 2006 (7-4)	Five wins by one goal Three wins by three goals

ALL-TIME SERIES SUMMARY

Season	Series Results	GF	GA	SF	SA	Power Play	Penalty Killing
1993-94	0-1-1 (0-1-0 in ANA)	6 (3.0)	7 (3.5)	71 (35.5)	61 (30.5)	2-7 (28.6)	7-9 (77.7)
1994-95	Did not play						
1995-96	1-1-0 (1-0-0 in ANA)	8 (4.0)	8 (4.0)	56 (28.0)	74 (37.0)	1-11 (9.0)	8-12 (66.6)
1996-97	0-2-0 (0-1-0 in ANA)	6 (3.0)	12 (6.0)	58 (29.0)	56 (28.0)	2-7 (28.6)	8-11 (72.7)
1997-98	0-2-0 (0-1-0 in ANA)	2 (1.0)	8 (4.0)	55 (27.5)	40 (20.0)	1-12 (8.3)	8-9 (88.9)
1998-99	1-0-1 (1-0-0 in ANA)	9 (4.5)	7 (3.5)	64 (32.0)	83 (41.5)	4-9 (44.4)	9-11 (81.8)
1999-00	2-0-0-0 (1-0-0-0 in ANA)	9 (4.5)	2 (1.0)	67 (33.5)	45 (22.5)	3-11 (27.3)	7-7 (100.0)
2000-01	0-1-0-0 (0-0-0-0 in ANA)	2 (2.0)	3 (3.0)	25 (25.0)	27 (27.0)	0-3 (0.0)	3-4 (75.0)
2001-02	2-0-0-0 (1-0-0-0 in ANA)	8 (4.0)	4 (2.0)	48 (24.0)	74 (37.0)	2-9 (0.0)	7-8 (75.0)
2002-03	1-0-0-0 (1-0-0-0 in ANA)	5 (5.0)	0 (0.0)	47 (47.0)	19 (19.0)	1-5 (20.0)	3-3 (100.0)
2003-04	0-1-0-0 (0-0-0-0 in ANA)	1 (1.0)	2 (2.0)	27 (27.0)	28 (28.0)	0-3 (0.0)	2-3 (66.6)
2005-06	Did not play						
2006-07	1-0-0 (1-0-0 in ANA)	3 (3.0)	2 (2.0)	40 (40.0)	17 (17.0)	2-9 (22.2)	2-2 (100.0)
2007-08	0-1-0 (0-0-0 in ANA)	4 (4.0)	5 (5.0)	23 (23.0)	29 (29.0)	1-5 (20.0)	4-5 (80.0)
2008-09	0-1-0 (0-0-0 in ANA)	1 (1.0)	3 (3.0)	22 (22.0)	24 (24.0)	1-4 (25.0)	3-3 (100.0)
2009-10	0-2-0 (0-1-0 in ANA)	5 (2.5)	9 (4.5)	54 (27.0)	53 (26.5)	0-5 (0.0)	12-13 (92.3)
2010-11	1-0-0 (1-0-0 in ANA)	3 (3.0)	2 (2.0)	19 (19.0)	32 (32.0)	0-2 (0.0)	3-4 (75.0)
2011-12	1-0-0 (0-0-0 in ANA)	2 (2.0)	1 (1.0)	29 (29.0)	26 (26.0)	0-3 (0.0)	1-1 (100.0)
2012-13	Did not play						
2013-14	0-1-1 (0-0-1 in ANA)	3 (1.5)	5 (2.5)	59 (29.5)	44 (22.0)	0-4 (0.0)	5-6 (83.3)
Totals	10-13-3 (7-4-1 in ANA)	77 (3.0)	80 (3.1)	764 (29.4)	732 (28.2)	20-109 (18.3)	92-111 (82.9)

ALL-TIME SERIES FAST FACTS

	Overall	@ Anaheim	@ Pittsburgh
All-Time Series:	10-13-3	7-4-1	3-9-2
Current Streak:	Two Pittsburgh wins	One Pittsburgh win	One Pittsburgh win
Last Win by Anaheim:	Feb. 15, 2012 (2-1)	Nov. 5, 2010 (3-2)	Feb. 15, 2012 (2-1)
Last Win by Pittsburgh:	Mar. 7, 2014 (3-2 SO)	Mar. 7, 2014 (3-2 SO)	Nov. 18, 2013 (3-1)
Last 10 games:	3-6-1	6-3-1	3-6-1
Overtime Record:	2-0-3	2-0-1	0-0-2
Longest Winning Streak:	Three games, two times Last: Oct. 27, 1999-Dec. 15, 2002	Five games Jan. 18, 1999-Nov. 6, 2006	One game, three times Last: Feb. 15, 2012
Longest Losing Streak:	Four games, two times Last: Oct. 6, 2007-Nov. 16, 2009	Two games Dec. 11, 1996-Dec. 10, 1997	Four games Mar. 6, 2004-Nov. 16, 2009
Last Shutout by Anaheim:	Dec. 15, 2002 (5-0)	Dec. 15, 2002 (5-0)	None
Last Shutout by Pittsburgh:	Dec. 10, 1997 (3-0)	Dec. 10, 1997 (3-0)	None
Biggest Anaheim win:	Jan. 29, 2000 (7-1)	Dec. 15, 2002 (5-0)	Jan. 29, 2000 (7-1)
Biggest Pittsburgh win:	Dec. 11, 1996 (7-3)	Two wins by three goals	Dec. 11, 1996 (7-3)



ALL-TIME SERIES SUMMARY

Season	Series Results	GF	GA	SF	SA	Power Play	Penalty Killing
1993-94	0-6-0 (0-3-0 in ANA)	9 (1.5)	22 (3.6)	155 (25.8)	137 (22.8)	3:22 (13.6)	24:28 (85.7)
1994-95	4-1-0 (2-1-0 in ANA)	22 (4.4)	15 (3.0)	154 (30.8)	120 (24.0)	3:20 (15.0)	17:20 (85.0)
1995-96	4-1-0 (2-1-0 in ANA)	21 (4.2)	17 (3.4)	152 (30.4)	180 (36.0)	5:22 (22.7)	22:28 (78.6)
1996-97	3-1-1 (1-1-0 in ANA)	17 (3.4)	15 (3.0)	147 (29.4)	154 (30.8)	5:31 (16.1)	20:22 (90.9)
1997-98	0-6-0 (0-3-0 in ANA)	12 (2.0)	25 (4.1)	145 (24.1)	175 (29.1)	2:28 (7.1)	21:30 (70.0)
1998-99	3-1-2 (1-1-1 in ANA)	15 (2.5)	12 (2.0)	189 (31.5)	174 (29.0)	9:38 (23.7)	31:34 (91.2)
1999-00	4-1-0 (2-0-1-0 in ANA)	21 (3.5)	15 (2.5)	187 (31.2)	156 (26.0)	7:30 (23.3)	17:22 (77.3)
2000-01	1-3-0 (1-1-0-0 in ANA)	9 (1.8)	17 (3.4)	119 (23.8)	148 (29.6)	6:23 (16.1)	22:25 (88.0)
2001-02	1-4-0 (0-3-0-0 in ANA)	9 (1.8)	17 (3.4)	147 (29.4)	132 (26.4)	3:27 (11.1)	20:22 (90.9)
2002-03	3-2-0-0 (1-1-0-0 in ANA)	14 (2.8)	15 (3.0)	126 (25.2)	133 (26.6)	4:20 (20.0)	15:19 (78.9)
2003-04	2-4-0-0 (1-2-0-0 in ANA)	9 (1.5)	12 (2.0)	158 (26.3)	171 (28.5)	2:23 (8.7)	22:24 (91.7)
2005-06	4-3-1 (2-1-1 in ANA)	23 (2.9)	25 (3.1)	245 (30.6)	251 (31.4)	8:49 (16.3)	40:50 (80.0)
2006-07	5-2-1 (2-1-1 in ANA)	29 (3.6)	19 (2.4)	246 (30.8)	244 (30.5)	7:32 (21.9)	32:39 (82.1)
2007-08	5-2-1 (2-1-1 in ANA)	17 (2.1)	14 (1.8)	192 (24.0)	238 (29.8)	3:26 (11.5)	36:44 (81.8)
2008-09	2-4-0 (1-2-0 in ANA)	12 (2.0)	12 (2.0)	163 (27.2)	192 (32.0)	3:21 (14.3)	26:31 (83.9)
2009-10	1-5-0 (1-2-0 in ANA)	11 (1.8)	21 (3.5)	168 (28.0)	193 (32.2)	4:20 (13.3)	20:26 (76.9)
2010-11	3-3-0 (2-1-0 in ANA)	17 (2.8)	17 (2.8)	158 (26.3)	218 (36.3)	8:22 (36.4)	16:20 (80.0)
2011-12	5-1-0 (2-1-0 in ANA)	16 (2.7)	11 (1.8)	162 (27.0)	207 (34.5)	2:13 (5.4)	18:20 (90.0)
2012-13	2-2-1 (2-1-0 in ANA)	12 (2.4)	15 (3.0)	139 (27.8)	147 (29.4)	0:15 (0.0)	18:19 (94.7)
2013-14	2-2-1 (2-0-0 in ANA)	17 (3.4)	14 (2.8)	148 (29.6)	160 (32.0)	2:12 (6.7)	17:20 (85.0)
Totals	54-54-10 (27-27-5 in ANA)	312 (2.6)	330 (2.8)	3300 (28.0)	3530 (29.9)	86-504 (17.0)	454-543 (83.6)

SAN JOSE SHARKS

ALL-TIME SERIES FAST FACTS

	Overall	@ Anaheim	@ San Jose
All-Time Series:	54-54-10	27-27-5	27-27-5
Current Streak:	One Anaheim win	Two Anaheim wins	Three San Jose wins
Last Win by Anaheim:	Apr. 9, 2014 (5-2)	Apr. 9, 2014 (5-2)	Mar. 19, 2012 (5-3)
Last Win by San Jose:	Mar. 20, 2014 (3-2)	Mar. 25, 2013 (5-3)	Mar. 20, 2014 (3-2)
Last 10 games:	4-4-2	7-3-0	4-4-2
Overtime Record:	7-1-10	4-1-5	3-0-5
Longest Winning Streak:	Five games	Three games, two times	Six games
	Jan. 30, 2003-Dec. 10, 2003	Last: Mar. 28, 2012-Mar. 18, 2013	Dec. 26, 2006-Dec. 22, 2007
Longest Losing Streak:	Six games, three times	Five games	Five games
	Last: Apr. 5, 2009-Jan. 21, 2010	Apr. 8, 2001-Nov. 3, 2002	Dec. 17, 2009-Oct. 30, 2010
Last Shutout by Anaheim:	Oct. 14, 2011 (1-0)	Oct. 14, 2011 (1-0)	Dec. 18, 2007 (2-0)
Last Shutout by San Jose:	Mar. 27, 2013 (4-0)	Mar. 15, 2009 (1-0)	Mar. 27, 2013 (4-0)
Biggest Anaheim win:	Nov. 21, 2006 (5-0)	Nov. 21, 2006 (5-0)	Six wins by three goals
Biggest San Jose win:	Mar. 6, 1994 (6-0)	Mar. 6, 1994 (6-0)	Mar. 27, 2013 (4-0)

ALL-TIME SERIES SUMMARY

Season	Series Results	GF	GA	SF	SA	Power Play	Penalty Killing
1993-94	2-2-0 (1-1-0 in ANA)	10 (2.5)	11 (2.8)	154 (38.5)	151 (37.8)	1:17 (5.9)	17:20 (85.0)
1994-95	0-4-0 (0-2-0 in ANA)	10 (2.5)	22 (5.5)	103 (25.8)	131 (32.8)	5:16 (31.3)	8:13 (61.5)
1995-96	3-1-0 (2-0-0 in ANA)	16 (4.0)	6 (1.5)	110 (27.5)	138 (34.5)	6:26 (23.1)	23:26 (88.5)
1996-97	1-2-1 (0-1-1 in ANA)	12 (3.0)	12 (3.0)	94 (23.5)	135 (33.8)	4:13 (30.8)	13:16 (81.3)
1997-98	1-2-1 (0-2-0 in ANA)	12 (3.0)	16 (4.0)	98 (24.5)	104 (26.0)	5:19 (26.3)	14:15 (93.3)
1998-99	1-2-1 (0-2-0 in ANA)	8 (2.0)	11 (2.8)	107 (26.8)	131 (32.8)	2:18 (11.1)	9:12 (75.0)
1999-00	1-2-1-0 (1-1-0-0 in ANA)	9 (2.3)	12 (3.0)	111 (27.8)	126 (31.5)	3:19 (15.8)	9:12 (75.0)
2000-01	0-4-0-0 (0-2-0-0 in ANA)	5 (1.3)	15 (3.8)	90 (22.5)	151 (37.8)	3:25 (12.0)	17:23 (73.9)
2001-02	1-3-0-0 (0-2-0-0 in ANA)	7 (1.8)	9 (2.3)	76 (19.0)	89 (22.3)	1:20 (5.0)	13:13 (100.0)
2002-03	3-0-0-1 (2-0-0-0 in ANA)	13 (3.3)	10 (2.5)	89 (22.3)	121 (30.3)	7:17 (41.2)	13:16 (81.3)
2003-04	1-1-1-1 (1-0-1-0 in ANA)	8 (2.0)	9 (2.3)	101 (25.3)	116 (29.0)	2:12 (6.7)	6:9 (66.7)
2005-06	3-1-0 (2-0-0 in ANA)	18 (4.5)	14 (3.5)	138 (34.5)	121 (30.3)	5:24 (20.8)	22:29 (75.9)
2006-07	3-1-0 (1-1-0 in ANA)	12 (3.0)	13 (3.3)	126 (31.5)	100 (25.0)	7:19 (36.8)	19:22 (86.4)
2007-08	2-1-1 (2-0-0 in ANA)	9 (2.3)	7 (1.8)	108 (27.0)	110 (27.5)	1:17 (5.9)	11:13 (84.6)
2008-09	3-0-1 (2-0-0 in ANA)	15 (3.8)	10 (2.5)	120 (30.0)	118 (29.5)	5:11 (45.5)	15:21 (71.4)
2009-10	2-2-0 (1-1-0 in ANA)	11 (2.8)	16 (4.0)	118 (29.5)	123 (30.8)	0:14 (0.0)	10:14 (71.4)
2010-11	2-2-0 (2-0-0 in ANA)	13 (3.3)	19 (4.8)	87 (21.8)	141 (35.3)	4:15 (26.7)	15:21 (71.4)
2011-12	2-2-0 (2-0-0 in ANA)	11 (2.8)	12 (3.0)	93 (23.3)	119 (29.8)	2:13 (5.4)	9:11 (81.8)
2012-13	2-0-1 (1-0-0 in ANA)	10 (3.3)	9 (2.0)	73 (24.3)	83 (27.7)	1:10 (10.0)	4:8 (50.0)
2013-14	3-0-0 (1-0-0 in ANA)	9 (3.0)	4 (1.3)	63 (21.0)	82 (27.3)	2:8 (25.0)	11:12 (91.7)
Totals	36-32-10 (21-15-2 in ANA)	218 (2.8)	237 (3.0)	2059 (26.3)	2390 (32.6)	66-333 (19.8)	258-326 (79.1)

ST. LOUIS BLUES

ALL-TIME SERIES FAST FACTS

	Overall	@ Anaheim	@ St. Louis
All-Time Series:	36-32-10	21-15-2	15-17-8
Current Streak:	Three Anaheim wins	Seven Anaheim wins	Two Anaheim wins
Last Win by Anaheim:	Feb. 28, 2014 (1-0)	Feb. 28, 2014 (1-0)	Jan. 18, 2014 (3-2)
Last Win by St. Louis:	Mar. 16, 2013 (2-1)	Nov. 5, 2009 (5-0)	Mar. 16, 2013 (2-1)
Last 10 games:	7-2-1	9-1-0	4-5-1
Overtime Record:	7-0-10	2-0-2	5-0-8
Longest Winning Streak:	Three games, six times	Seven games	Three games
	Last: Dec. 7, 2013-present	Jan. 7, 2010-present	Dec. 31, 2005-Mar. 31, 2007
Longest Losing Streak:	Six games	Five games	Five games
	Jan. 24, 1994-Oct. 27, 1995	Feb. 21, 2000-Dec. 18, 2002	Apr. 9, 2010-Mar. 8, 2012
Last Shutout by Anaheim:	Feb. 28, 2014 (1-0)	Feb. 28, 2014 (1-0)	Oct. 9, 2006 (2-0)
Last Shutout by St. Louis:	Nov. 5, 2009 (5-0)	Nov. 5, 2009 (5-0)	Feb. 1, 2008 (1-0-0)
Biggest Anaheim win:	Mar. 22, 1996 (6-1)	Mar. 17, 1996 (5-1)	Mar. 22, 1996 (6-1)
Biggest St. Louis win:	Feb. 19, 2011 (9-3)	Two wins by five goals	Feb. 19, 2011 (9-3)

ALL-TIME SERIES SUMMARY

Season	Series Results	GF	GA	SF	SA	Power Play	Penalty Killing
1993-94	1-1-0 (1-1-0 in ANA)	6 (3.0)	5 (2.5)	60 (30.0)	55 (27.5)	0-13 (0.0)	8-10 (80.0)
1994-95	Did not play						
1995-96	0-1-1 (0-0-1 in ANA)	3 (1.5)	4 (2.0)	41 (20.5)	66 (33.0)	1-12 (8.3)	7-11 (63.6)
1996-97	1-1-0 (1-0-0 in ANA)	5 (2.5)	4 (2.0)	50 (25.0)	76 (38.0)	0-6 (0.0)	4-5 (80.0)
1997-98	2-0-0 (2-0-0 in ANA)	9 (4.5)	3 (1.5)	57 (28.5)	59 (29.5)	0-9 (0.0)	6-7 (85.7)
1998-99	2-0-0 (2-0-0 in ANA)	10 (5.0)	6 (3.0)	64 (32.0)	76 (38.0)	3-9 (33.3)	10-13 (76.9)
1999-00	1-1-0 (0-1-0 in ANA)	5 (2.5)	6 (3.0)	64 (32.0)	49 (24.5)	0-4 (0.0)	4-4 (100.0)
2000-01	1-0-0 (1-0-0 in ANA)	3 (3.0)	1 (1.0)	27 (27.0)	26 (26.0)	1-2 (50.0)	6-6 (100.0)
2001-02	0-2-0 (0-1-0 in ANA)	4 (2.0)	6 (3.0)	64 (32.0)	48 (24.0)	2-7 (28.5)	7-11 (63.6)
2002-03	0-1-0 (0-0-0 in ANA)	0 (0.0)	2 (2.0)	24 (24.0)	26 (26.0)	0-1 (0.0)	4-4 (100.0)
2003-04	1-0-0 (0-0-0 in ANA)	2 (2.0)	0 (0.0)	25 (25.0)	31 (31.0)	0-3 (0.0)	7-7 (100.0)
2005-06	1-0-0 (1-0-0 in ANA)	4 (4.0)	2 (2.0)	33 (33.0)	24 (24.0)	2-7 (28.6)	6-7 (85.7)
2006-07	1-0-0 (0-0-0 in ANA)	4 (4.0)	3 (3.0)	25 (25.0)	27 (27.0)	1-2 (50.0)	5-5 (100.0)
2007-08	Did not play						
2008-09	0-1-0 (0-1-0 in ANA)	3 (3.0)	4 (4.0)	32 (32.0)	19 (19.0)	1-4 (25.0)	2-3 (66.7)
2009-10	2-0-0 (1-0-0 in ANA)	5 (2.5)	4 (2.0)	59 (29.5)	55 (27.5)	4-9 (44.4)	5-6 (83.3)
2010-11	1-0-0 (1-0-0 in ANA)	3 (3.0)	2 (2.0)	30 (30.0)	34 (34.0)	1-5 (20.0)	3-4 (75.0)
2011-12	0-1-0 (0-0-0 in ANA)	2 (2.0)	3 (3.0)	30 (30.0)	16 (16.0)	0-2 (0.0)	1-2 (50.0)
2012-13	Did not play						
2013-14	1-1-0 (1-0-0 in ANA)	2 (1.0)	5 (2.5)	67 (33.5)	51 (25.5)	0-6 (0.0)	6-8 (75.0)
Totals	15-10-1 (8-4-1 in ANA)	70 (2.7)	60 (2.3)	752 (28.9)	738 (28.4)	16-101 (15.8)	91-113 (80.5)

ALL-TIME SERIES FAST FACTS

	Overall	@ Anaheim	@ Tampa Bay
All-Time Series:	15-10-1	8-4-1	7-6-0
Current Streak:	One Anaheim win	Three Anaheim wins	Two Tampa Bay wins
Last Win by Anaheim:	Nov. 22, 2013 (1-0 OT)	Nov. 22, 2013 (1-0 OT)	Jan. 29, 2010 (2-1 SO)
Last Win by Tampa Bay:	Nov. 14, 2013 (5-1)	Jan. 9, 2009 (4-3)	Nov. 14, 2013 (5-1)
Last 10 games:	7-3-0	7-3-0	6-4-0
Overtime Record:	4-0-1	3-0-1	1-0-0
Longest Winning Streak:	Five games Nov. 5, 1997-Oct. 15, 1999	Three games, two times Last: Nov. 19, 2009-present	Three games, two times Last: Dec. 29, 2003-Jan. 29, 2010
Longest Losing Streak:	Three games Oct. 14, 2001-Feb. 25, 2003	One game, four times Last: Jan. 9, 2009	Two games, three times Last: Feb. 21, 2012-present
Last Shutout by Anaheim:	Nov. 22, 2013 (1-0 OT)	Nov. 22, 2013 (1-0 OT)	Dec. 29, 2003 (2-0)
Last Shutout by Tampa Bay:	Feb. 25, 2003 (2-0)	None	Feb. 25, 2003 (2-0)
Biggest Anaheim win:	Three wins by three goals Nov. 14, 2013 (5-1)	Nov. 5, 1997 (5-2)	Two wins by three goals Nov. 14, 2013 (5-1)
Biggest Tampa Bay win:		Dec. 1, 1999 (4-2)	

ALL-TIME SERIES SUMMARY

Season	Series Results	GF	GA	SF	SA	Power Play	Penalty Killing
1993-94	2-1-1 (1-1-0 in ANA)	10 (2.5)	8 (2.0)	105 (26.3)	120 (30.0)	3-15 (20.0)	22-24 (91.6)
1994-95	1-2-1 (1-0-1 in ANA)	12 (3.0)	10 (2.5)	124 (31.0)	148 (37.0)	4-15 (26.6)	12-15 (80.0)
1995-96	0-2-1 (0-2-0 in ANA)	10 (2.5)	15 (3.8)	119 (29.8)	136 (34.0)	2-21 (9.5)	15-16 (93.8)
1996-97	2-2-0 (2-0-0 in ANA)	11 (2.8)	12 (3.0)	128 (32.0)	131 (32.8)	4-19 (21.0)	19-22 (86.4)
1997-98	0-2-2 (0-2-0 in ANA)	8 (2.0)	14 (3.5)	109 (27.3)	113 (28.3)	0-19 (0.0)	10-11 (90.9)
1998-99	0-1-0 (0-0-0 in ANA)	1 (1.0)	4 (4.0)	31 (31.0)	39 (39.0)	0-3 (0.0)	3-3 (100.0)
1999-00	1-0-0 (0-0-0 in ANA)	2 (2.0)	0 (0.0)	24 (24.0)	19 (19.0)	0-3 (0.0)	2-2 (100.0)
2000-01	0-1-0 (0-0-0 in ANA)	2 (2.0)	3 (3.0)	22 (22.0)	29 (29.0)	0-4 (0.0)	7-8 (87.5)
2001-02	0-1-0 (0-0-0 in ANA)	1 (1.0)	6 (6.0)	22 (22.0)	31 (31.0)	0-5 (0.0)	5-5 (100.0)
2002-03	0-1-0 (0-0-0 in ANA)	2 (2.0)	5 (5.0)	23 (23.0)	19 (19.0)	0-6 (0.0)	3-3 (100.0)
2003-04	1-0-0 (1-0-0 in ANA)	5 (5.0)	1 (1.0)	27 (27.0)	30 (30.0)	1-2 (50.0)	2-2 (100.0)
2005-06	0-1-0 (0-0-0 in ANA)	2 (2.0)	3 (3.0)	29 (29.0)	27 (27.0)	0-8 (0.0)	4-6 (66.7)
2006-07	Did not play						
2007-08	1-0-0 (1-0-0 in ANA)	5 (5.0)	0 (0.0)	24 (24.0)	28 (28.0)	2-4 (50.0)	6-6 (100.0)
2008-09	1-0-0 (0-0-0 in ANA)	2 (2.0)	2 (2.0)	21 (21.0)	38 (38.0)	0-1 (0.0)	4-4 (100.0)
2009-10	0-1-0 (0-1-0 in ANA)	3 (3.0)	6 (6.0)	28 (28.0)	39 (39.0)	0-1 (33.3)	5-10 (50.0)
2010-11	0-1-0 (0-0-0 in ANA)	2 (2.0)	5 (5.0)	28 (28.0)	39 (39.0)	0-2 (0.0)	2-2 (100.0)
2011-12	0-1-0 (0-1-0 in ANA)	2 (2.0)	5 (5.0)	28 (28.0)	28 (28.0)	1-2 (5.0)	3-4 (75.0)
2012-13	Did not play						
2013-14	0-2-0 (0-1-0 in ANA)	3 (1.5)	7 (3.5)	69 (34.5)	46 (23.0)	0-8 (0.0)	3-5 (60.0)
Totals	9-20-5 (6-8-1 in ANA)	83 (2.4)	106 (3.1)	961 (28.3)	1060 (31.2)	19-140 (13.6)	127-144 (88.2)

ALL-TIME SERIES FAST FACTS

	Overall	@ Anaheim	@ Toronto
All-Time Series:	9-20-5	6-8-1	3-12-4
Current Streak:	Five Toronto wins	Three Toronto wins	Two Toronto wins
Last Win by Anaheim:	Oct. 21, 2008 (3-2 SO)	Jan. 9, 2008 (5-0)	Oct. 21, 2008 (3-2 SO)
Last Win by Toronto:	Mar. 10, 2014 (3-1)	Mar. 10, 2014 (3-1)	Oct. 22, 2013 (4-2)
Last 10 games:	3-7-0	4-6-0	2-7-1
Overtime Record:	1-1-5	0-1-1	1-0-1
Longest Winning Streak:	Two games Jan. 9, 2008-Oct. 21, 2008	Two games, two times Nov. 12, 2003-Jan. 9, 2008	One game, three times Last: Oct. 21, 2008
Longest Losing Streak:	Five games Oct. 26, 2009-present	Three games Oct. 26, 2009-present	Three games, two times Last: Mar. 14, 2001-Dec. 12, 2005
Last Shutout by Anaheim:	Jan. 9, 2008 (5-0)	Jan. 9, 2008 (5-0)	Nov. 9, 1999 (2-0)
Last Shutout by Toronto:	None	None	None
Biggest Anaheim win:	Two wins by five goals Oct. 8, 2001 (6-1)	Two wins by five goals Four wins by three goals	Nov. 9, 1999 (2-0)
Biggest Toronto win:			Oct. 8, 2001 (6-1)



ALL-TIME SERIES SUMMARY

Season	Series Results	GF	GA	SF	SA	Power Play	Penalty Killing
1993-94	3-3-0 (1-2-0 in ANA)	18 (3.0)	13 (2.2)	173 (28.3)	186 (31.0)	3-27 (11.1)	17-20 (85.0)
1994-95	0-4-1 (0-1-1 in ANA)	7 (1.4)	21 (4.2)	142 (28.4)	174 (34.8)	0-26 (0.0)	14-21 (66.6)
1995-96	2-3-0 (1-2-0 in ANA)	10 (2.0)	17 (3.4)	154 (30.8)	149 (29.8)	1-22 (4.5)	15-16 (93.8)
1996-97	2-4-0 (1-2-0 in ANA)	17 (2.8)	24 (4.0)	180 (30.0)	205 (34.2)	8-33 (24.2)	19-24 (79.2)
1997-98	2-2-1 (1-0-1 in ANA)	13 (2.6)	15 (3.0)	151 (30.2)	134 (26.8)	3-23 (13.0)	24-30 (80.0)
1998-99	1-1-2 (0-0-2 in ANA)	15 (3.8)	14 (3.5)	127 (31.8)	120 (30.0)	7-19 (36.8)	15-18 (83.3)
1999-00	0-2-2-0 (0-0-2-0 in ANA)	8 (2.0)	17 (4.3)	104 (26.0)	101 (25.3)	6-16 (37.5)	8-10 (80.0)
2000-01	1-2-1-0 (1-1-0-1 in ANA)	7 (1.8)	14 (3.5)	109 (27.3)	132 (33.0)	4-23 (17.4)	11-15 (73.3)
2001-02	1-2-0-1 (1-0-0-1 in ANA)	6 (1.5)	9 (2.3)	91 (22.8)	130 (32.5)	1-16 (6.3)	20-23 (86.9)
2002-03	1-1-2-0 (1-0-1-0 in ANA)	10 (2.5)	12 (3.0)	89 (22.3)	129 (32.3)	4-15 (26.7)	21-23 (91.3)
2003-04	2-2-0-0 (0-2-0-0 in ANA)	7 (2.0)	9 (2.3)	133 (33.3)	128 (32.0)	0-8 (0.0)	12-12 (100.0)
2005-06	3-1-0 (1-1-0 in ANA)	15 (3.8)	8 (2.0)	111 (27.8)	127 (31.8)	6-24 (25.0)	23-27 (85.2)
2006-07	3-0-1 (1-0-1 in ANA)	14 (3.5)	6 (1.5)	121 (30.3)	101 (25.3)	4-25 (16.0)	16-18 (88.9)
2007-08	1-3-0 (1-1-0 in ANA)	7 (1.8)	10 (2.5)	114 (28.5)	106 (26.5)	1-10 (10.0)	19-23 (82.6)
2008-09	2-1-1 (1-0-1 in ANA)	18 (4.5)	18 (4.5)	137 (34.3)	120 (30.0)	6-21 (28.6)	17-22 (77.3)
2009-10	2-1-1 (1-0-1 in ANA)	15 (3.8)	12 (3.0)	133 (33.3)	138 (34.5)	6-18 (33.3)	13-15 (86.7)
2010-11	2-1-1 (1-1-0 in ANA)	12 (3.0)	13 (3.3)	102 (25.5)	133 (33.3)	4-15 (26.7)	8-14 (57.1)
2011-12	2-1-1 (1-1-0 in ANA)	14 (3.5)	14 (3.5)	111 (27.8)	134 (33.5)	4-17 (23.5)	12-14 (85.7)
2012-13	2-1-0 (0-1-0 in ANA)	10 (3.3)	9 (3.0)	86 (28.7)	92 (30.7)	4-8 (50.0)	11-17 (64.7)
2013-14	5-0-0 (3-0-0 in ANA)	24 (4.8)	6 (1.2)	160 (32.0)	138 (27.6)	8-22 (36.4)	11-14 (78.6)
Totals	37-35-15 (17-15-11 in ANA)	247 (2.8)	259 (3.0)	2528 (29.1)	2677 (30.8)	80-388 (20.6)	306-376 (81.4)

VANCOUVER CANUCKS

ALL-TIME SERIES FAST FACTS

	Overall	@ Anaheim	@ Vancouver
All-Time Series:	37-35-15	17-15-11	20-20-4
Current Streak:	Six Anaheim wins	Three Anaheim wins	Four Anaheim wins
Last Win by Anaheim:	Apr. 7, 2014 (3-0)	Jan. 15, 2014 (9-1)	Apr. 7, 2014 (3-0)
Last Win by Vancouver:	Jan. 25, 2013 (5-0)	Jan. 25, 2013 (5-0)	Apr. 3, 2012 (5-4 SO)
Last 10 games:	8-1-1	6-3-1	7-0-3
Overtime Record:	3-0-15	1-0-11	2-0-4
Longest Winning Streak:	Six games	Three games	Six games
	Apr. 25, 2013-present	Nov. 10, 2013-present	Jan. 17, 2004-Nov. 30, 2006
Longest Losing Streak:	Six games	Three games	Three games, four times
	Mar. 11, 1995-Dec. 22, 1995	Apr. 15, 1995-Dec. 22, 1995	Last: Nov. 27, 2007-Dec. 22, 2008
Last Shutout by Anaheim:	Apr. 7, 2014 (3-0)	Apr. 8, 1996 (2-0)	Apr. 7, 2014 (3-0)
Last Shutout by Vancouver:	Jan. 25, 2013 (5-0)	Jan. 25, 2013 (5-0)	Nov. 27, 2007 (4-0)
Biggest Anaheim win:	Jan. 15, 2014 (9-1)	Jan. 15, 2014 (9-1)	Nov. 9, 2006 (6-0)
Biggest Vancouver win:	Mar. 24, 2000 (8-1)	Five wins by five goals	Mar. 24, 2000 (8-1)

ALL-TIME SERIES SUMMARY

Season	Series Results	GF	GA	SF	SA	Power Play	Penalty Killing
1993-94	0-2-0 (0-1-0 in ANA)	2 (1.0)	8 (4.0)	53 (26.5)	65 (32.5)	0-7 (0.0)	4-5 (80.0)
1994-95	Did not play						
1995-96	1-0-1 (0-0-1 in ANA)	4 (2.0)	3 (1.5)	41 (20.5)	73 (36.5)	0-9 (0.0)	8-9 (88.8)
1996-97	2-0-0 (1-0-0 in ANA)	9 (4.5)	5 (2.5)	59 (29.5)	62 (31.0)	2-10 (20.0)	7-8 (87.5)
1997-98	1-1-0 (1-0-0 in ANA)	8 (4.0)	7 (3.5)	73 (36.5)	57 (28.5)	2-7 (28.6)	5-8 (62.5)
1998-99	1-1-0 (1-0-0 in ANA)	1 (0.5)	1 (0.5)	53 (26.5)	65 (32.5)	1-10 (100.0)	7-8 (87.5)
1999-00	2-0-0-0 (1-0-0-0 in ANA)	12 (6.0)	3 (1.5)	51 (25.5)	59 (29.5)	0-6 (0.0)	4-5 (80.0)
2000-01	1-1-0-0 (0-1-0-0 in ANA)	5 (2.5)	4 (2.0)	51 (25.5)	59 (29.5)	0-6 (0.0)	8-9 (88.9)
2001-02	1-1-0-0 (1-0-0-0 in ANA)	3 (1.5)	5 (2.5)	57 (28.5)	61 (30.5)	1-10 (100.0)	9-11 (81.8)
2002-03	1-0-0-0 (1-0-0-0 in ANA)	3 (3.0)	0 (0.0)	30 (30.0)	26 (26.0)	1-5 (20.0)	7-7 (100.0)
2003-04	1-0-0-0 (0-0-0-0 in ANA)	4 (4.0)	2 (2.0)	31 (31.0)	25 (25.0)	1-1 (100.0)	6-7 (85.7)
2005-06	0-0-1 (0-0-1 in ANA)	2 (2.0)	3 (3.0)	34 (34.0)	26 (26.0)	0-3 (0.0)	2-2 (100.0)
2006-07	1-0-0 (0-0-0 in ANA)	6 (6.0)	1 (1.0)	34 (34.0)	27 (27.0)	0-3 (0.0)	6-7 (85.7)
2007-08	Did not play						
2008-09	0-1-0 (0-1-0 in ANA)	4 (4.0)	6 (6.0)	32 (32.0)	33 (33.0)	1-5 (20.0)	5-8 (62.5)
2009-10	0-1-0 (0-0-0 in ANA)	1 (1.0)	5 (5.0)	31 (31.0)	49 (49.0)	0-2 (0.0)	4-5 (80.0)
2010-11	1-1-0 (0-1-0 in ANA)	8 (4.0)	8 (4.0)	45 (22.5)	63 (31.5)	2-4 (50.0)	4-4 (100.0)
2011-12	0-0-1 (0-0-0 in ANA)	4 (4.0)	5 (5.0)	15 (15.0)	40 (40.0)	1-1 (100.0)	3-3 (100.0)
2012-13	Did not play						
2013-14	1-1-0 (0-1-0 in ANA)	5 (2.5)	5 (2.5)	74 (37.0)	49 (24.5)	0-9 (0.0)	5-8 (62.5)
Totals	14-10-3 (6-5-2 in ANA)	81 (3.0)	71 (2.6)	764 (28.3)	839 (31.0)	12-98 (12.2)	94-114 (82.5)

WASHINGTON CAPITALS

ALL-TIME SERIES FAST FACTS

	Overall	@ Anaheim	@ Washington
All-Time Series:	14-10-3	6-5-2	8-5-1
Current Streak:	One Washington win	Four Washington wins	One Anaheim win
Last Win by Anaheim:	Dec. 23, 2013 (3-2)	Dec. 11, 2002 (3-0)	Dec. 23, 2013 (3-2)
Last Win by Washington:	Mar. 18, 2014 (3-2)	Mar. 18, 2014 (3-2)	Nov. 1, 2011 (5-4 OT)
Last 10 games:	4-4-2	5-4-1	6-3-1
Overtime Record:	1-0-3	0-0-2	1-0-0
Longest Winning Streak:	Four games	Four games	Two games, three times
	Mar. 19, 1996-Dec. 12, 1997	Dec. 13, 1996-Oct. 19, 1999	Last: Jan. 13, 2005-Dec. 8, 2006
Longest Losing Streak:	Two games, three times	Four games	Two games
	Last: Feb. 16, 2011-Nov. 1, 2011	Jan. 13, 2006-present	Jan. 1, 1998-Oct. 10, 1998
Last Shutout by Anaheim:	Dec. 11, 2002 (3-0)	Dec. 11, 2002 (3-0)	Mar. 13, 2001 (2-0)
Last Shutout by Washington:	Oct. 10, 1998 (1-0)	Dec. 30, 1993 (3-0)	Oct. 10, 1998 (1-0)
Biggest Anaheim win:	Oct. 19, 1999 (7-1)	Two wins by three goals	Oct. 19, 1999 (7-1)
Biggest Washington win:	Jan. 27, 2010 (5-1)	Dec. 30, 1993 (3-0)	Jan. 27, 2010 (5-1)

ALL-TIME SERIES SUMMARY

Season	Series Results	GF	GA	SF	SA	Power Play	Penalty Killing
1999-00	1-0-0 (1-0-0 in ANA)	4 (4.0)	1 (1.0)	36 (36.0)	28 (28.0)	1-4 (25.0)	3-3 (100.0)
2000-01	1-1-0 (0-1-0 in ANA)	7 (3.5)	6 (3.0)	59 (29.5)	72 (36.0)	4-8 (50.0)	6-8 (75.0)
2001-02	2-0-0 (1-0-0 in ANA)	9 (4.5)	1 (1.0)	74 (37.0)	46 (23.0)	1-9 (11.1)	6-6 (100.0)
2002-03	1-1-0 (0-1-0 in ANA)	6 (3.0)	5 (2.5)	63 (31.5)	53 (26.5)	1-5 (20.0)	6-8 (75.0)
2003-04	0-1-0 (0-0-0 in ANA)	2 (2.0)	6 (6.0)	37 (37.0)	37 (37.0)	0-3 (0.0)	3-4 (75.0)
2005-06	1-0-0 (1-0-0 in ANA)	2 (2.0)	1 (1.0)	28 (28.0)	21 (21.0)	1-4 (25.0)	4-4 (100.0)
2006-07	1-0-0 (0-0-0 in ANA)	2 (2.0)	1 (1.0)	32 (32.0)	35 (35.0)	1-5 (20.0)	6-7 (85.7)
2007-08	Did not play						
2008-09	0-1-0 (0-1-0 in ANA)	4 (4.0)	8 (8.0)	35 (35.0)	43 (43.0)	0-3 (0.0)	4-6 (66.7)
2009-10	0-1-0 (0-0-0 in ANA)	1 (1.0)	2 (2.0)	35 (35.0)	34 (34.0)	0-4 (0.0)	3-4 (75.0)
2010-11	0-0-1 (0-0-1 in ANA)	4 (4.0)	4 (4.0)	41 (41.0)	33 (33.0)	3-7 (42.9)	1-4 (25.0)
2011-12	0-1-0 (0-0-0 in ANA)	3 (3.0)	5 (5.0)	36 (36.0)	31 (31.0)	1-4 (25.0)	1-2 (50.0)
2012-13	Did not play						
2013-14	2-1-0 (1-1-0 in ANA)	10 (3.3)	9 (3.0)	112 (37.3)	75 (25.0)	2-9 (22.2)	6-8 (75.0)
Totals	9-7-1 (4-4-1 in ANA)	54 (3.2)	49 (2.9)	588 (34.6)	508 (29.9)	15-65 (23.1)	49-64 (76.6)

ALL-TIME SERIES FAST FACTS

	Overall	@ Anaheim	@ Winnipeg/Atlanta
All-Time Series:	9-7-1	4-4-1	5-3-0
Current Streak:	One Anaheim win	One Anaheim win	One Anaheim win
Last Win by Anaheim:	Mar. 31, 2014 (5-4 OT)	Mar. 31, 2014 (5-4 OT)	Oct. 6, 2013 (3-2)
Last Win by Winnipeg:	Jan. 21, 2014 (3-2)	Jan. 21, 2014 (3-2)	Dec. 17, 2011 (5-3)
Last 10 games:	4-5-1	4-4-1	5-3-0
Overtime Record:	1-0-1	1-0-1	None
Longest Winning Streak:	Four games Jan. 17, 2001-Nov. 17, 2002	One game, four times Last: Mar. 31, 2014	Three games Jan. 17, 2001-Nov. 17, 2002
Longest Losing Streak:	Four games Feb. 15, 2009-Dec. 17, 2011	Three games Feb. 15, 2009-Oct. 15, 2010	Two games Jan. 26, 2010-Dec. 17, 2011
Last Shutout by Anaheim:	Nov. 14, 2001 (5-0)	Nov. 14, 2001 (5-0)	None
Last Shutout by Winnipeg:	None	None	None
Biggest Anaheim win:	Nov. 14, 2001 (5-0)	Nov. 14, 2001 (5-0)	Nov. 17, 2002 (5-1)
Biggest Winnipeg win:	Two wins by four goals	Feb. 15, 2009 (8-4)	Dec. 5, 2003 (6-2)



2014-15 ANAHEIM DUCKS SEASON SCHEDULE

SEPTEMBER

SUN	MON	TUE	WED	THU	FRI	SAT
	1	2	3	4	5	6
7	8	9	10	11	12	13
14	15	16	17	18	19	20
21	22 SS* COL 6:00 COL 7:00	23 ARI 7:00	24	25 @LA 7:30	26	27 @SJ 5:00
28 P LA 5:00	29	30	*SPLIT SQUAD			

NOVEMBER

SUN	MON	TUE	WED	THU	FRI	SAT
						1
2 P COL 5:00	3	4	5 W NYI 7:30	6	7 P ARI 7:00	8
9 P VAN 5:00	10	11	12 N LA 7:30	13	14	15 P LA 1:00
16 P FLA 5:00	17	18 P CGY 6:00	19	20 K VAN 7:00	21	22
23 W ARI 5:00	24	25 P CGY 7:00	26	27	28 P CHI 1:00	29 K SJ 7:30
30						

JANUARY

SUN	MON	TUE	WED	THU	FRI	SAT
				1	2 P STL 7:00	3
4 P NSH 5:00	5	6	7 N NYR 7:30	8	9	10
11 P WPG 6:00	12	13	14 K TOR 7:00	15	16 W NJ 7:00	17 K LA 7:00
18	19	20	21 P CGY 7:00	22	23	24
25	26	27 P VAN 7:00	28	29 N SJ 7:00	30 P CHI 7:00	31

MARCH

SUN	MON	TUE	WED	THU	FRI	SAT
1 N DAL 5:00	2	3 P ARI 6:00	4 W MTL 7:00	5	6 P PIT 7:00	7
8	9 W VAN 7:00	10	11 W GGY 6:30	12	13 W MIN 5:00	14
15 P NSH 5:00	16	17	18 N LA 7:30	19	20 W COL 7:00	21
22 N NYR 4:30	23	24 P CBJ 7:00	25	26 P BOS 4:00	27	28 P NYT 10:00A
29 W NJ 4:00	30	31				

OCTOBER

SUN	MON	TUE	WED	THU	FRI	SAT
			1	2	3	4 P SJ 7:00
5	6	7	8	9 P PIT 4:00	10	11 P DET 4:00
12	13 P BUF 12:00	14 P PHI 4:00	15	16	17 P MIN 7:00	18
19 P STL 5:00	20	21	22 P BUF 7:30	23	24 P CBJ 7:00	25
26 P SJ 5:00	27	28 P CHI 5:30	29	30 P STL 5:00	31 W DAL 5:30	

DECEMBER

SUN	MON	TUE	WED	THU	FRI	SAT
	1 W BOS 7:00	2	3 W PHI 7:30	4	5 P MIN 5:00	6
7 P WPG 12:00	8	9	10 W EDM 7:00	11	12 P EDM 6:30	13 W WPG 4:00
14	15	16 P TOR 4:30	17	18 P MTL 4:30	19 W OTT 4:30	20
21	22 P SJ 7:00	23	24	25	26	27 P ARI 5:00
28 P VAN 5:00	29	30	31 W SJ 5:00			

FEBRUARY

SUN	MON	TUE	WED	THU	FRI	SAT
1	2	3 P CAR 7:00	4	5 P NSH 5:00	6 P WSH 4:00	7
8 P TB 2:00	9	10 P FLA 4:30	11	12 P CAR 4:00	13	14
15 P WSH 5:00	16	17	18 P TB 7:00	19	20 P CGY 6:00	21 W EDM 4:00
22	23 W DET 7:00	24	25 W OTT 7:00	26	27 P LA 7:00	28

APRIL

SUN	MON	TUE	WED	THU	FRI	SAT
			1 W EDM 7:00	2	3 P COL 7:00	4
5	6	7	8 N DAL 7:30	9	10	11 W ARI 6:00

PRESEASON HOME AWAY

All game times are Pacific. Dates and times are subject to change. Visit AnaheimDucks.com for latest information.

KEY	P - Prime Ticket	W - FS West		
	K - KCOP - TV	N - NBC Sports		AM 830



— NHL —



ALL-TIME SERIES SUMMARY

Season	Series Results	GF	GA	SF	SA	Power Play	Penalty Killing
1993-94	4-0 (2-0 in ANA)	17 (4.3)	9 (2.3)	102 (25.5)	129 (32.3)	3-21 (14.3)	17-22 (77.3)
1994-95	3-1 (2-0 in ANA)	12 (3.0)	10 (2.5)	111 (27.8)	139 (34.8)	1-13 (7.7)	15-20 (75.0)
1995-96	3-1 (2-0 in ANA)	20 (5.0)	12 (3.0)	137 (34.3)	141 (35.3)	5-23 (21.7)	21-23 (91.3)
1996-97	1-3 (1-1 in ANA)	10 (2.5)	14 (3.5)	131 (32.8)	119 (29.8)	2-17 (11.8)	13-17 (76.5)
1997-98	1-3 (0-2 in ANA)	10 (2.5)	20 (5.0)	109 (27.2)	126 (31.5)	7-31 (22.6)	12-21 (57.1)
1998-99	3-1 (2-1 in ANA)	17 (2.8)	8 (1.3)	174 (29.0)	202 (33.7)	2-31 (6.5)	27-28 (96.4)
1999-00	2-4 (0 (1-2 in ANA)	10 (1.7)	23 (3.8)	194 (32.3)	171 (28.5)	4-25 (8.0)	14-16 (87.5)
2000-01	2-2 (1-0 (1-1 in ANA)	16 (3.2)	14 (2.8)	143 (28.6)	128 (25.6)	4-34 (11.8)	17-21 (81.0)
2001-02	4-1 (0 (1-1 in ANA)	13 (2.6)	8 (1.6)	140 (28.0)	126 (25.2)	2-14 (11.8)	17-19 (81.0)
2002-03	2-2 (1-0 (1-1 in ANA)	12 (2.4)	11 (2.2)	159 (31.8)	137 (27.4)	3-27 (11.1)	14-16 (87.5)
2003-04	3-1 (1-1 (2-1 in ANA)	14 (2.3)	13 (2.2)	183 (30.5)	182 (30.3)	5-33 (15.2)	28-32 (87.5)
2005-06	7-0 (1 (4-0 in ANA)	32 (4.0)	16 (2.0)	262 (32.8)	203 (25.4)	11-47 (23.4)	47-51 (92.2)
2006-07	6-2 (4-0 in ANA)	24 (3.0)	17 (2.1)	248 (31.0)	219 (27.4)	12-35 (34.3)	33-37 (89.2)
2007-08	3-1 (1-1 in ANA)	21 (2.6)	19 (2.4)	249 (31.4)	258 (32.3)	6-33 (18.2)	29-37 (78.4)
2008-09	4-1 (2-1 in ANA)	23 (3.8)	15 (2.5)	198 (33.0)	168 (28.0)	10-20 (50.0)	25-29 (86.2)
2009-10	2-2 (2-1 in ANA)	12 (2.0)	18 (3.0)	175 (29.2)	191 (31.8)	5-34 (14.7)	14-18 (77.8)
2010-11	3-3 (1-2 in ANA)	16 (2.7)	21 (3.5)	176 (29.3)	208 (34.7)	2-20 (10.0)	24-27 (88.9)
2011-12	3-3 (2-1 in ANA)	20 (3.3)	17 (2.8)	177 (29.5)	166 (27.7)	3-20 (15.0)	20-25 (80.0)
2012-13	1-1 (2 (1-1 in ANA)	13 (3.3)	13 (3.3)	136 (34.0)	126 (31.5)	3-10 (30.0)	8-9 (88.9)
2013-14	5-0 (3-0 in ANA)	19 (3.8)	11 (2.2)	166 (33.2)	158 (31.6)	5-18 (27.8)	20-22 (90.9)
Totals	62-32-16 (35-15-6 in ANA)	333 (3.0)	294 (2.7)	3370 (30.6)	3297 (30.0)	93-506 (18.4)	415-490 (84.7)

ARIZONA COYOTES

ALL-TIME SERIES FAST FACTS

	Overall	@ Anaheim	@ Arizona/Winnipeg
All-Time Series:	62-32-16	35-15-6	27-17-10
Current Streak:	Five Anaheim wins	Three Anaheim wins	Two Anaheim wins
Last Win by Anaheim:	Jan. 11, 2014 (5-3)	Dec. 28, 2013 (3-2 OT)	Jan. 11, 2014 (5-3)
Last Win by Arizona:	Apr. 27, 2013 (5-3)	Apr. 27, 2013 (5-3)	Mar. 4, 2013 (5-4 SO)
Last 10 games:	6-2-2	6-4-0	5-3-2
Overtime Record:	10-0-16	5-0-7	5-0-9
Longest Winning Streak:	Six games Nov. 24, 1993-Jan. 27, 1995	10 games Nov. 9, 2003-Mar. 7, 2007	Five games Nov. 18, 2000-Mar. 28, 2002
Longest Losing Streak:	Four games, three times Last: Jan. 15, 2011-Nov. 23, 2011	Three games, two times Last: Dec. 5, 2010-Oct. 23, 2011	Four games Apr. 11, 2009-Mar. 6, 2010
Last Shutout by Anaheim:	Mar. 6, 2013 (2-0)	Mar. 6, 2013 (2-0)	Nov. 23, 2001 (4-0)
Last Shutout by Arizona:	Mar. 31, 2012 (4-0)	Dec. 5, 2010 (3-0)	Mar. 6, 2010 (4-0)
Biggest Anaheim win:	Nov. 30, 2005 (6-1)	Nov. 30, 2005 (6-1)	Four wins by four goals
Biggest Arizona win:	Nov. 22, 1999 (8-2)	Nov. 22, 1999 (8-2)	Three wins by four goals

ALL-TIME SERIES SUMMARY

Season	Series Results	GF	GA	SF	SA	Power Play	Penalty Killing
1993-94	0-1 (0-1 in ANA)	4 (2.0)	6 (3.0)	35 (17.5)	79 (39.5)	0-9 (0.0)	8-9 (88.8)
1994-95	Did not play						
1995-96	1-1 (0-0 in ANA)	6 (3.0)	10 (5.0)	51 (25.5)	67 (33.5)	0-6 (0.0)	5-6 (83.3)
1996-97	1-1 (0 (1-1 in ANA)	6 (3.0)	7 (3.5)	52 (26.0)	75 (37.5)	1-7 (14.2)	9-9 (100.0)
1997-98	1-1 (0 (1-1 in ANA)	3 (1.5)	3 (1.5)	49 (24.5)	60 (30.0)	1-6 (16.6)	10-10 (100.0)
1998-99	1-1 (0 (1-1 in ANA)	4 (2.0)	2 (1.0)	60 (30.0)	52 (26.0)	3-7 (42.9)	8-9 (88.9)
1999-00	1-1 (0 (1-1 in ANA)	6 (3.0)	5 (2.5)	56 (28.0)	50 (25.0)	2-7 (28.6)	9-10 (90.0)
2000-01	0-0 (0 (0-0 in ANA)	2 (3.0)	3 (2.0)	30 (30.0)	28 (28.0)	1-7 (14.3)	5-8 (62.5)
2001-02	0-1 (0 (0-1 in ANA)	4 (2.0)	6 (3.0)	54 (27.0)	78 (39.0)	1-12 (8.3)	4-6 (66.7)
2002-03	1-0 (0 (0-0 in ANA)	4 (4.0)	1 (1.0)	23 (23.0)	27 (27.0)	2-6 (33.3)	7-7 (100.0)
2003-04	0-0 (0 (0-0 in ANA)	3 (3.0)	4 (4.0)	29 (29.0)	30 (30.0)	1-3 (33.3)	0-1 (0.0)
2005-06	0-1 (0-0 in ANA)	3 (3.0)	4 (4.0)	28 (28.0)	24 (24.0)	2-9 (22.2)	4-4 (100.0)
2006-07	Did not play						
2007-08	1-0 (0 (1-0 in ANA)	2 (2.0)	1 (1.0)	30 (30.0)	19 (19.0)	0-3 (0.0)	3-3 (100.0)
2008-09	0-1 (0 (0-0 in ANA)	0 (0.0)	6 (6.0)	35 (35.0)	27 (27.0)	0-3 (0.0)	2-4 (50.0)
2009-10	2-0 (1-0 in ANA)	10 (5.0)	4 (2.0)	62 (31.0)	64 (32.0)	3-6 (50.0)	8-8 (100.0)
2010-11	1-0 (0 (0-0 in ANA)	3 (3.0)	0 (0.0)	25 (25.0)	45 (45.0)	0-1 (0.0)	2-2 (100.0)
2011-12	0-1 (0 (0-1 in ANA)	2 (2.0)	3 (3.0)	27 (27.0)	25 (25.0)	1-3 (33.3)	2-2 (100.0)
2012-13	Did not play						
2013-14	1-0 (1-0 in ANA)	7 (3.5)	4 (2.0)	43 (21.5)	55 (27.5)	3-7 (42.9)	4-5 (80.0)
Totals	11-9-6 (5-4-4 in ANA)	69 (2.6)	69 (2.6)	689 (25.5)	805 (29.8)	21-102 (20.6)	90-103 (87.4)

BOSTON BRUINS

ALL-TIME SERIES FAST FACTS

	Overall	@ Anaheim	@ Boston
All-Time Series:	11-9-6	5-4-4	6-5-2
Current Streak:	One Anaheim win	One Anaheim win	One Boston win
Last Win by Anaheim:	Jan. 7, 2014 (5-2)	Jan. 7, 2014 (5-2)	Dec. 20, 2010 (3-0)
Last Win by Boston:	Oct. 31, 2013 (3-2 SO)	Mar. 25, 2012 (3-2)	Oct. 31, 2013 (3-2 SO)
Last 10 games:	5-2-3	4-3-3	5-3-2
Overtime Record:	1-0-6	1-0-4	0-0-2
Longest Winning Streak:	Three games Oct. 8, 2009-Dec. 20, 2010	Two games Oct. 10, 2007-Jan. 13, 2010	Two games, two times Last: Oct. 8, 2009-Dec. 20, 2010
Longest Losing Streak:	Two games, three times Last: Oct. 19, 2003-Jan. 16, 2006	Two games Oct. 20, 1996-Oct. 13, 1997	Two games, two times Last: Jan. 16, 2006-Feb. 26, 2009
Last Shutout by Anaheim:	Dec. 20, 2010 (3-0)	Oct. 21, 1998 (3-0)	Dec. 20, 2010 (3-0)
Last Shutout by Boston:	Feb. 26, 2009 (6-0)	Oct. 13, 1997 (3-0)	Feb. 26, 2009 (6-0)
Biggest Anaheim win:	Oct. 8, 2009 (6-1)	Three wins by three goals Oct. 30, 1997 (3-0)	Oct. 8, 2009 (6-1)
Biggest Boston win:	Feb. 26, 2009 (6-0)		Feb. 26, 2009 (6-0)



ALL-TIME SERIES SUMMARY

Season	Series Results	GF	GA	SF	SA	Power Play	Penalty Killing
1993-94	0-2-0 (0-1-0 in ANA)	2 (1.0)	7 (3.5)	45 (22.5)	41 (20.5)	1-7 (14.3)	11-12 (91.7)
1994-95	Did not play						
1995-96	2-0-0 (1-0-0 in ANA)	7 (3.5)	3 (1.5)	81 (40.5)	62 (31.0)	3-12 (25.0)	13-13 (100.0)
1996-97	1-0-1 (1-0-0 in ANA)	6 (3.0)	3 (1.5)	92 (46.0)	44 (22.0)	1-10 (10.0)	10-12 (83.3)
1997-98	0-2-0 (0-1-0 in ANA)	2 (1.0)	7 (3.5)	61 (30.5)	54 (27.0)	0-6 (0.0)	8-10 (80.0)
1998-99	1-1-0 (0-1-0 in ANA)	9 (4.5)	5 (2.5)	56 (28.0)	52 (26.0)	2-6 (33.3)	6-9 (66.7)
1999-00	0-1-1 (0-1-0 in ANA)	2 (1.0)	7 (3.5)	48 (24.0)	72 (36.0)	2-9 (22.2)	8-9 (88.9)
2000-01	0-1-1 (0-1-0 in ANA)	2 (1.0)	6 (3.0)	40 (20.0)	62 (31.0)	0-5 (0.0)	8-8 (100.0)
2001-02	0-1-0 (0-1-0 in ANA)	1 (1.0)	3 (3.0)	17 (17.0)	18 (18.0)	1-4 (25.0)	3-4 (75.0)
2002-03	0-1-0 (0-0-0 in ANA)	0 (0.0)	4 (4.0)	22 (22.0)	36 (36.0)	0-5 (0.0)	4-5 (80.0)
2003-04	0-2-0 (0-1-0 in ANA)	4 (2.0)	10 (5.0)	62 (31.0)	70 (35.0)	2-5 (40.0)	4-6 (66.6)
2005-06	0-0-1 (0-0-0 in ANA)	2 (2.0)	3 (3.0)	30 (30.0)	31 (31.0)	0-4 (0.0)	1-2 (50.0)
2006-07	Did not play						
2007-08	1-0-0 (1-0-0 in ANA)	4 (4.0)	1 (1.0)	33 (33.0)	23 (23.0)	2-3 (66.7)	4-4 (100.0)
2008-09	2-0-0 (1-0-0 in ANA)	6 (3.0)	4 (2.0)	59 (29.5)	59 (29.5)	2-6 (33.3)	5-6 (83.3)
2009-10	1-1-0 (0-1-0 in ANA)	5 (5.0)	4 (4.0)	30 (30.0)	45 (45.0)	1-3 (33.3)	3-4 (75.0)
2010-11	0-1-0 (0-0-0 in ANA)	2 (2.0)	5 (5.0)	23 (23.0)	42 (42.0)	2-4 (50.0)	3-5 (60.0)
2011-12	0-2-0 (0-1-0 in ANA)*	1 (0.5)	6 (3.0)	73 (36.5)	49 (24.5)	0-7 (0.0)	6-9 (66.7)
2012-13	Did not play						
2013-14	2-0-0 (1-0-0 in ANA)	12 (6.0)	5 (2.5)	75 (37.5)	44 (22.0)	2-5 (40.0)	3-4 (75.0)
Totals	10-14-4 (6-8-0 in ANA)	67 (2.4)	83 (3.0)	847 (30.5)	804 (28.7)	21-101 (20.8)	100-122 (82.0)

*Road game played at Hartwall Areena, Helsinki, Finland

ALL-TIME SERIES FAST FACTS

	Overall	@ Anaheim	@ Buffalo
All-Time Series:	10-14-4	6-8-0	4-6-4
Current Streak:	Two Anaheim wins	One Anaheim win	One Anaheim win
Last Win by Anaheim:	Nov. 8, 2013 (6-2)	Nov. 8, 2013 (6-2)	Nov. 2, 2013 (6-3)
Last Win by Buffalo:	Feb. 29, 2012 (2-0)	Feb. 29, 2012 (2-0)	Oct. 7, 2011 (4-1)*
Last 10 games:	6-3-1	4-6-0	3-4-3
Overtime Record:	1-1-4	1-1-0	0-0-4
Longest Winning Streak:	Four games Dec. 5, 2007-Jan. 19, 2010	Three games Dec. 5, 2007-Jan. 19, 2010	One game, four times Last: Nov. 2, 2013
Longest Losing Streak:	Five games Jan. 16, 2002-Dec. 8, 2005	Six games Jan. 7, 1998-Oct. 24, 2003	Three games Dec. 4, 2002-Dec. 8, 2005
Last Shutout by Anaheim:	None	None	None
Last Shutout by Buffalo:	Feb. 29, 2012 (2-0)	Feb. 29, 2012 (2-0)	Dec. 4, 2002 (4-0)
Biggest Anaheim win:	Jan. 1, 1999 (7-2)	Nov. 8, 2013 (6-2)	Jan. 1, 1999 (7-2)
Biggest Buffalo win:	Jan. 17, 2000 (5-0)	Jan. 17, 2000 (5-0)	Two wins by four goals

ALL-TIME SERIES SUMMARY

Season	Series Results	GF	GA	SF	SA	Power Play	Penalty Killing
1993-94	1-4-1 (0-2-1 in ANA)	12 (2.0)	19 (3.2)	160 (26.7)	197 (32.8)	3-28 (10.7)	19-22 (86.4)
1994-95	3-2-0 (2-1-0 in ANA)	15 (3.0)	13 (2.6)	136 (27.2)	157 (31.4)	2-28 (7.1)	17-20 (85.0)
1995-96	3-2-0 (1-1-0 in ANA)	16 (3.2)	12 (2.4)	129 (25.8)	160 (32.0)	6-30 (20.0)	24-28 (85.7)
1996-97	1-4-1 (1-1-1 in ANA)	14 (2.3)	17 (2.8)	171 (28.5)	190 (31.7)	2-24 (8.3)	15-22 (68.1)
1997-98	2-2-1 (1-1-1 in ANA)	16 (3.2)	15 (3.0)	132 (26.4)	168 (33.6)	3-24 (12.5)	14-18 (77.8)
1998-99	2-2-0 (1-1-0 in ANA)	10 (2.5)	9 (2.3)	124 (31.0)	111 (27.8)	4-17 (23.5)	17-19 (89.5)
1999-00	2-2-0 (2-0-0 in ANA)	10 (2.5)	13 (3.3)	120 (30.0)	113 (28.3)	4-22 (18.2)	11-17 (64.7)
2000-01	2-2-0 (1-0-1-0 in ANA)	18 (4.5)	11 (2.8)	108 (27.0)	106 (26.5)	8-20 (40.0)	16-19 (84.2)
2001-02	2-1-1-0 (1-0-1-0 in ANA)	11 (2.8)	7 (1.8)	112 (28.0)	93 (23.5)	4-22 (18.1)	12-13 (93.2)
2002-03	2-1-1-0 (1-0-1-0 in ANA)	11 (2.8)	11 (2.8)	109 (27.3)	129 (32.3)	2-16 (12.5)	13-17 (76.5)
2003-04	1-3-0-0 (1-1-0-0 in ANA)	8 (2.0)	14 (3.5)	113 (28.3)	96 (24.0)	4-18 (22.2)	15-21 (71.4)
2005-06	2-2-0 (2-0-0 in ANA)	9 (2.3)	10 (2.5)	129 (32.3)	107 (26.8)	7-29 (24.1)	16-22 (72.7)
2006-07	2-2-0 (2-0-0 in ANA)	11 (2.8)	10 (2.5)	141 (35.3)	90 (22.5)	4-18 (22.2)	15-17 (88.2)
2007-08	3-1-0 (2-0-0 in ANA)	14 (3.5)	9 (2.3)	119 (29.8)	122 (30.5)	7-18 (38.9)	16-20 (80.0)
2008-09	3-1-0 (2-0-0 in ANA)	11 (2.8)	9 (2.3)	135 (33.8)	118 (29.5)	1-9 (11.1)	16-18 (88.9)
2009-10	2-2-0 (2-0-0 in ANA)	9 (2.3)	12 (3.0)	107 (26.8)	146 (36.5)	1-8 (12.5)	10-11 (90.9)
2010-11	4-0-0 (2-0-0 in ANA)	16 (4.0)	12 (3.0)	110 (27.5)	130 (32.5)	5-15 (33.3)	17-20 (85.0)
2011-12	2-1-1 (2-0-0 in ANA)	7 (1.8)	10 (2.5)	119 (29.8)	97 (24.3)	1-15 (6.7)	12-14 (85.7)
2012-13	2-1-0 (1-0-0 in ANA)	10 (3.3)	7 (2.3)	81 (27.0)	85 (28.3)	0-4 (0.0)	6-8 (75.0)
2013-14	3-1-0 (2-0-0 in ANA)	13 (3.3)	13 (3.3)	120 (30.0)	115 (28.8)	2-10 (20.0)	8-9 (88.9)
Totals	44-34-8 (29-8-6 in ANA)	241 (2.8)	233 (2.7)	2475 (28.8)	2530 (29.4)	70-375 (18.7)	289-355 (81.4)

ALL-TIME SERIES FAST FACTS

	Overall	@ Anaheim	@ Calgary
All-Time Series:	44-34-8	29-8-6	15-26-2
Current Streak:	One Anaheim win	18 Anaheim wins	One Anaheim win
Last Win by Anaheim:	Mar. 26, 2014 (3-2)	Nov. 29, 2013 (5-2)	Mar. 26, 2014 (3-2)
Last Win by Calgary:	Mar. 12, 2014 (7-2)	Jan. 19, 2004 (5-1)	Mar. 12, 2014 (7-2)
Last 10 games:	7-3-0	10-0-0	5-5-0
Overtime Record:	9-1-8	7-0-6	2-1-2
Longest Winning Streak:	Six games Mar. 15, 1995-Jan. 5, 1996	18 games Apr. 4, 2004-present	Three games Mar. 15, 1995-Jan. 5, 1996
Longest Losing Streak:	Five games Feb. 2, 1994-Feb. 26, 1995	Three games Feb. 2, 1994-Feb. 26, 1995	Six games Feb. 1, 2004-Jan. 19, 2007
Last Shutout by Anaheim:	Mar. 3, 2013 (4-0)	Mar. 3, 2013 (4-0)	Dec. 8, 2001 (4-0)
Last Shutout by Calgary:	Jan. 12, 2012 (1-0)	Apr. 11, 1994 (3-0)	Jan. 12, 2012 (1-0)
Biggest Anaheim win:	Dec. 20, 1996 (7-0)	Dec. 20, 1996 (7-0)	Feb. 9, 1995 (5-0)
Biggest Calgary win:	Two wins by five goals	Feb. 19, 2004 (5-1)	Two wins by five goals

ALL-TIME SERIES SUMMARY

Season	Series Results	GF	GA	SF	SA	Power Play	Penalty Killing
1993-94	2-0 (1-0-0 in ANA)	9 (4.5)	5 (2.5)	72 (36.0)	67 (33.5)	1-8 (12.5)	10-11 (90.9)
1994-95	Did not play						
1995-96	0-2-0 (0-1-0 in ANA)	5 (2.5)	7 (3.5)	61 (30.5)	59 (29.5)	2-17 (11.8)	14-15 (93.3)
1996-97	1-1-0 (1-0-0 in ANA)	7 (3.5)	7 (3.5)	67 (33.5)	74 (37.0)	1-5 (20.0)	47 (57.1)
1997-98	0-2-0 (0-1-0 in ANA)	2 (1.0)	5 (2.5)	48 (24.0)	58 (29.0)	0-8 (0.0)	12-12 (100.0)
1998-99	1-1-0 (1-0-0 in ANA)	6 (3.0)	7 (3.5)	72 (36.0)	65 (32.5)	1-8 (12.5)	6-7 (85.7)
1999-00	0-0-1-0 (0-0-0-0 in ANA)	4 (4.0)	4 (4.0)	26 (26.0)	43 (43.0)	1-2 (50.0)	5-5 (100.0)
2000-01	0-1-1-0 (0-0-1-0 in ANA)	2 (1.0)	6 (3.0)	61 (30.5)	48 (24.0)	0-10 (0.0)	9-12 (25.0)
2001-02	0-1-0-0 (0-1-0-0 in ANA)	1 (1.0)	4 (4.0)	20 (20.0)	28 (28.0)	0-5 (0.0)	5-5 (100.0)
2002-03	2-0-0-0 (1-0-0-0 in ANA)	6 (3.0)	1 (5.0)	44 (22.0)	57 (28.5)	1-8 (12.5)	9-9 (100.0)
2003-04	2-0-0-0 (1-0-0-0 in ANA)	6 (3.0)	3 (1.5)	74 (37.0)	42 (21.0)	2-11 (18.2)	7-8 (87.5)
2005-06	0-1-0 (0-1-0 in ANA)	2 (2.0)	6 (6.0)	37 (37.0)	31 (31.0)	0-4 (0.0)	4-5 (80.0)
2006-07	0-1-0 (0-0-0 in ANA)	2 (2.0)	4 (4.0)	27 (27.0)	27 (27.0)	1-6 (16.7)	3-6 (50.0)
2007-08	Did not play						
2008-09	1-1-0 (0-1-0 in ANA)	5 (2.5)	4 (2.0)	60 (30.0)	61 (30.5)	1-8 (12.5)	8-8 (100.0)
2009-10	1-0-0 (1-0-0 in ANA)	3 (3.0)	2 (2.0)	33 (33.0)	30 (30.0)	1-2 (50.0)	3-3 (100.0)
2010-11	0-1-0 (0-0-0 in ANA)	2 (2.0)	4 (4.0)	45 (45.0)	62 (32.0)	1-7 (14.3)	1-3 (33.3)
2011-12	2-0-0 (1-0-0 in ANA)	5 (2.5)	4 (2.0)	71 (35.5)	65 (32.5)	1-6 (16.7)	3-4 (75.0)
2012-13	Did not play						
2013-14	1-0-1 (1-0-0 in ANA)	7 (3.5)	5 (2.5)	64 (32.0)	75 (37.5)	1-6 (16.7)	8-9 (88.9)
Totals	13-12-3 (8-5-1 in ANA)	74 (2.6)	78 (2.8)	882 (31.5)	862 (30.8)	15-121 (12.4)	111-129 (86.0)

ALL-TIME SERIES FAST FACTS

	Overall	@ Anaheim	@ Carolina/Hartford
All-Time Series:	13-12-3	8-5-1	5-7-2
Current Streak:	One Anaheim win	Three Anaheim wins	One Carolina win
Last Win by Anaheim:	Mar. 2, 2014 (5-3)	Mar. 2, 2014 (5-3)	Feb. 23, 2012 (3-2 SO)
Last Win by Carolina:	Nov. 15, 2013 (3-2 SO)	Oct. 19, 2008 (3-1)	Nov. 15, 2013 (3-2 SO)
Last 10 games:	5-4-1	6-3-1	4-4-2
Overtime Record:	3-0-3	2-0-1	1-0-2
Longest Winning Streak:	Four games Feb. 9, 2003-Feb. 4, 2004	Three games Last: Nov. 25, 2009-present	Two games Feb. 23, 2003-Dec. 31, 2003
Longest Losing Streak:	Three games, two times Last: Dec. 6, 2005-Oct. 19, 2008	Two games Dec. 6, 2005-Oct. 19, 2008	Five games Oct. 11, 1995-Jan. 14, 2001
Last Shutout by Anaheim:	Feb. 23, 2003 (4-0)	None	Feb. 23, 2003 (4-0)
Last Shutout by Carolina:	Jan. 14, 2001 (4-0)	None	Jan. 14, 2001 (4-0)
Biggest Anaheim win:	Feb. 23, 2003 (4-0)	Two wins by three goals Dec. 6, 2005 (6-2)	Feb. 23, 2003 (4-0)
Biggest Carolina win:	Two wins by four goals		Jan. 14, 2001 (4-0)

ALL-TIME SERIES SUMMARY

Season	Series Results	GF	GA	SF	SA	Power Play	Penalty Killing
1993-94	1-4-0 (0-2-0 in ANA)	10 (0.7)	13 (2.6)	129 (25.8)	146 (29.2)	2-20 (10.0)	14-16 (87.5)
1994-95	1-3-0 (1-1-0 in ANA)	5 (1.3)	12 (3.0)	84 (21.0)	126 (31.5)	0-19 (0.0)	12-16 (75.0)
1995-96	0-3-1 (0-2-0 in ANA)	7 (1.8)	14 (3.5)	81 (20.3)	138 (34.5)	3-23 (13.0)	17-22 (77.3)
1996-97	3-0-1 (1-0-1 in ANA)	11 (2.8)	6 (1.5)	104 (26.0)	111 (27.8)	4-17 (23.5)	13-15 (86.7)
1997-98	2-2-0 (1-1-0 in ANA)	7 (1.8)	11 (2.8)	113 (28.3)	129 (32.3)	0-24 (0.0)	15-18 (83.3)
1998-99	3-1-0 (2-0-0 in ANA)	13 (3.3)	8 (2.0)	102 (25.5)	106 (26.5)	3-17 (17.6)	18-21 (85.7)
1999-00	3-1-1-0 (2-0-0-0 in ANA)	17 (3.4)	15 (3.0)	139 (27.8)	130 (26.0)	5-20 (25.0)	16-19 (84.2)
2000-01	2-2-0-0 (1-1-0-0 in ANA)	11 (2.8)	9 (2.3)	86 (21.5)	137 (34.3)	3-10 (30.0)	17-19 (89.4)
2001-02	1-2-1-0 (1-0-1-0 in ANA)	8 (2.0)	7 (1.8)	110 (27.5)	129 (32.3)	2-19 (10.5)	11-13 (84.6)
2002-03	4-0-0-0 (2-0-0-0 in ANA)	16 (4.0)	10 (2.5)	112 (28.0)	128 (32.0)	4-15 (26.6)	12-12 (100.0)
2003-04	2-1-1-0 (1-0-1-0 in ANA)	11 (2.8)	9 (2.3)	123 (30.1)	124 (31.0)	3-17 (17.6)	17-20 (85.0)
2005-06	4-0-0 (2-0-0 in ANA)	14 (3.5)	6 (1.5)	111 (27.8)	121 (30.3)	3-30 (10.0)	23-24 (95.8)
2006-07	3-0-1 (1-0-1 in ANA)	14 (3.5)	6 (1.5)	116 (29.0)	92 (23.0)	6-28 (21.4)	14-17 (82.4)
2007-08	3-1-0-0 (2-0-0-0 in ANA)	13 (3.3)	10 (2.5)	101 (25.3)	123 (30.8)	4-25 (16.0)	19-22 (86.4)
2008-09	1-2-1 (1-0-1 in ANA)	7 (1.8)	10 (2.5)	119 (29.8)	131 (32.8)	2-9 (22.2)	10-12 (83.3)
2009-10	3-1-0 (2-0-0 in ANA)	12 (3.0)	8 (2.0)	106 (26.5)	140 (35.0)	4-12 (33.3)	12-14 (85.7)
2010-11	3-1-1 (1-1-0 in ANA)	7 (1.8)	9 (2.3)	96 (24.0)	145 (36.3)	1-12 (8.3)	8-10 (80.0)
2011-12	1-2-1 (1-1-0 in ANA)	11 (2.8)	13 (3.3)	122 (30.5)	120 (30.0)	3-15 (20.0)	12-16 (75.0)
2012-13	3-0-0 (1-0-0 in ANA)	8 (2.7)	5 (1.7)	81 (27.0)	80 (26.7)	1-7 (14.3)	9-12 (75.0)
2013-14	1-2-0 (0-1-0 in ANA)	4 (1.3)	8 (2.7)	76 (25.3)	85 (28.3)	1-8 (12.5)	9-10 (90.0)
Totals	43-28-9 (23-11-4 in ANA)	206 (2.6)	189 (2.4)	2111 (26.4)	2441 (30.5)	54-347 (15.6)	278-328 (85.1)

ALL-TIME SERIES FAST FACTS

	Overall	@ Anaheim	@ Chicago
All-Time Series:	43-28-9	23-11-4	20-17-5
Current Streak:	Two Chicago wins	One Chicago win	One Chicago win
Last Win by Anaheim:	Dec. 6, 2013 (3-2 SO)	Mar. 20, 2013 (4-2)	Dec. 6, 2013 (3-2 SO)
Last Win by Chicago:	Feb. 5, 2014 (2-0)	Feb. 5, 2014 (2-0)	Jan. 17, 2014 (4-2)
Last 10 games:	5-4-1	6-4-0	5-3-2
Overtime Record:	3-1-9	1-1-5	2-0-4
Longest Winning Streak:	Nine games Nov. 28, 2003-Feb. 24, 2008	Five games Feb. 1, 1998-Dec. 17, 2000	Six games Mar. 5, 2004-Dec. 7, 2007
Longest Losing Streak:	Five games Mar. 5, 1995-Feb. 4, 1996	Three games, two times Last: Apr. 5, 2000-Feb. 7, 2001	Four games, two times Last: Mar. 5, 2008-Jan. 3, 2010
Last Shutout by Anaheim:	Nov. 27, 2009 (3-0)	Nov. 27, 2009 (3-0)	Oct. 28, 2006 (3-0)
Last Shutout by Chicago:	Feb. 5, 2014 (2-0)	Feb. 5, 2014 (2-0)	Mar. 5, 2008 (3-0)
Biggest Anaheim win:	Jan. 6, 1994 (6-2)	Six wins by three goals Nov. 19, 1997 (4-0)	Jan. 6, 1994 (6-2)
Biggest Chicago win:	Nov. 19, 1997 (4-0)		Eight wins by three goals



ALL-TIME SERIES SUMMARY

Season	Series Results	GF	GA	SF	SA	Power Play	Penalty Killing
1993-94	1-1-0 (0-1-0 in ANA)	6 (3.0)	4 (2.0)	58 (29.0)	58 (29.0)	0-11 (0.0)	10-12 (18.7)
1994-95	Did not play						
1995-96	3-3-0 (3-0-0 in ANA)	19 (3.2)	17 (2.8)	162 (27.0)	178 (29.7)	3-28 (10.7)	20-26 (23.1)
1996-97	0-2-3 (0-1-1 in ANA)	14 (2.8)	18 (3.6)	140 (28.0)	183 (36.6)	3-20 (15.0)	21-26 (80.8)
1997-98	2-2-1 (1-1-1 in ANA)	14 (2.8)	14 (2.8)	151 (30.2)	139 (27.8)	3-27 (11.1)	30-35 (85.7)
1998-99	1-3-0 (0-2-0 in ANA)	8 (2.0)	14 (3.5)	117 (29.3)	138 (34.5)	3-22 (13.6)	12-16 (75.0)
1999-00	1-2-1-0 (0-1-1-0 in ANA)	10 (2.5)	11 (2.8)	123 (30.8)	77 (19.3)	2-20 (10.0)	9-15 (60.0)
2000-01	0-3-1-0 (0-2-0-0 in ANA)	4 (1.0)	11 (2.8)	107 (26.8)	93 (23.3)	1-14 (7.1)	11-13 (84.6)
2001-02	0-3-1-0 (0-2-0-0 in ANA)	5 (1.25)	9 (2.3)	90 (22.5)	119 (29.75)	1-16 (6.3)	16-18 (88.9)
2002-03	3-0-0-1 (1-0-0-1 in ANA)	14 (3.5)	11 (2.8)	110 (27.5)	126 (31.5)	5-19 (26.3)	16-21 (76.2)
2003-04	2-1-1-0 (2-0-0-0 in ANA)	7 (1.8)	8 (2.0)	109 (27.3)	128 (32.0)	3-16 (18.7)	18-22 (81.8)
2005-06	1-3-0 (1-1-0 in ANA)	13 (3.3)	15 (3.8)	123 (30.8)	127 (31.8)	5-19 (26.3)	18-20 (90.0)
2006-07	1-1-2 (1-0-1 in ANA)	9 (2.3)	11 (2.8)	152 (38.0)	115 (28.8)	3-20 (15.0)	13-16 (81.3)
2007-08	3-1-0 (2-0-0 in ANA)	6 (1.5)	5 (1.3)	116 (29.0)	103 (25.8)	2-14 (14.3)	15-15 (100.0)
2008-09	4-0-0 (2-0-0 in ANA)	19 (4.8)	7 (1.8)	115 (28.8)	130 (32.5)	6-18 (33.3)	12-15 (80.0)
2009-10	3-1-0 (1-1-0 in ANA)	17 (4.3)	10 (2.5)	137 (34.3)	99 (24.8)	5-16 (31.3)	11-15 (73.3)
2010-11	4-0-0 (2-0-0 in ANA)	17 (4.3)	8 (2.0)	136 (34.0)	110 (27.5)	5-19 (26.3)	9-10 (90.0)
2011-12	1-2-1 (1-1-0 in ANA)	8 (2.0)	13 (3.3)	106 (26.5)	127 (31.8)	3-9 (33.3)	6-8 (75.0)
2012-13	2-1-0 (1-1-0 in ANA)	8 (2.7)	7 (2.3)	81 (27.0)	82 (27.3)	4-11 (36.4)	6-8 (75.0)
2013-14	2-1-0 (1-0-0 in ANA)	10 (3.3)	12 (4.0)	105 (35.0)	98 (32.7)	0-8 (0.0)	6-10 (60.0)
Totals	34-30-12 (19-14-5 in ANA)	208 (2.7)	203 (2.7)	2238 (29.4)	2230 (29.3)	57-327 (17.4)	259-321 (80.7)

COLORADO AVALANCHE

ALL-TIME SERIES FAST FACTS

	Overall	@ Anaheim	@ Colorado/Quebec
All-Time Series:	34-30-12	19-14-5	15-16-7
Current Streak:	Two Anaheim wins	One Anaheim win	One Anaheim win
Last Win by Anaheim:	Apr. 13, 2014 (3-2 OT)	Apr. 13, 2014 (3-2 OT)	Mar. 14, 2014 (6-4)
Last Win by Colorado:	Oct. 2, 2013 (6-1)	Apr. 10, 2013 (4-1)	Oct. 2, 2013 (6-1)
Last 10 games:	5-4-1	7-3-0	7-2-1
Overtime Record:	8-0-12	7-0-5	1-0-7
Longest Winning Streak:	Six games	Five games	Six games
Longest Losing Streak:	Mar. 21, 2010-Mar. 28, 2011 Three games	Feb. 25, 2007-Mar. 29, 2009 Four games	Jan. 31, 2009-Mar. 11, 2011 Six games
Last Shutout by Anaheim:	Jan. 27, 1999-Dec. 10, 1999	Nov. 15, 2000-Apr. 12, 2002	Nov. 18, 2003-Feb. 13, 2007
Last Shutout by Colorado:	Feb. 6, 2013 (3-0)	Dec. 19, 2003 (1-0)	Feb. 6, 2013 (3-0)
Biggest Anaheim win:	Mar. 6, 2008 (1-0)	Nov. 15, 2000 (3-0)	Mar. 6, 2008 (1-0)
Biggest Colorado win:	Mar. 25, 2009 (7-2)	Two wins by four goals	Mar. 25, 2009 (7-2)
	Oct. 2, 2013 (6-1)	Two wins by three goals	Oct. 2, 2013 (6-1)

ALL-TIME SERIES SUMMARY

Season	Series Results	GF	GA	SF	SA	Power Play	Penalty Killing
2000-01	1-3-0-0 (1-1-0-0 in ANA)	10 (2.5)	16 (4.0)	121 (30.3)	84 (21.0)	3-16 (18.8)	11-19 (57.9)
2001-02	1-3-0-0 (1-1-0-0 in ANA)	8 (2.0)	10 (2.5)	123 (30.8)	115 (28.8)	1-19 (5.3)	9-12 (75.0)
2002-03	4-0-0-0 (2-0-0-0 in ANA)	14 (3.5)	5 (1.3)	125 (31.3)	113 (28.0)	3-15 (20.0)	17-18 (94.4)
2003-04	1-2-1-0 (1-0-1-0 in ANA)	7 (1.8)	8 (2.0)	152 (37.0)	118 (29.5)	1-20 (5.0)	18-20 (90.0)
2005-06	2-1-1 (1-0-1 in ANA)	10 (2.0)	9 (2.3)	150 (40.3)	123 (31.7)	3-22 (12.5)	32-37 (85.7)
2006-07	2-1-1 (0-1-1 in ANA)	16 (4.0)	13 (3.3)	130 (32.5)	130 (32.5)	6-21 (28.6)	21-22 (95.5)
2007-08	3-1-0 (2-0-0 in ANA)	7 (1.8)	9 (2.3)	124 (31.0)	119 (29.8)	4-24 (16.7)	25-31 (80.6)
2008-09	3-1-0 (1-1-0 in ANA)	13 (3.3)	9 (2.3)	98 (24.5)	121 (30.3)	2-15 (13.3)	21-24 (87.5)
2009-10	1-2-1 (0-2-0 in ANA)	11 (2.8)	14 (3.5)	133 (33.3)	131 (32.8)	3-16 (18.8)	12-16 (75.0)
2010-11	2-2-0 (1-1-0 in ANA)	13 (3.3)	9 (2.3)	133 (33.3)	115 (28.8)	6-16 (37.5)	11-14 (78.6)
2011-12	2-1-1 (1-0-1 in ANA)	15 (3.8)	13 (3.3)	117 (29.3)	87 (21.8)	6-17 (35.3)	10-15 (66.7)
2012-13	1-0-2 (1-0-1 in ANA)	6 (2.0)	7 (2.3)	87 (29.0)	73 (24.3)	3-8 (37.5)	7-7 (100.0)
2013-14	1-1-0 (0-1-0 in ANA)	6 (3.0)	7 (3.5)	68 (34.0)	54 (27.0)	1-7 (14.3)	2-6 (66.7)
Totals	24-18-7 (12-8-5 in ANA)	136 (2.8)	129 (2.7)	1561 (31.9)	1383 (28.2)	42-216 (19.4)	196-241 (81.3)

COLUMBUS BLUE JACKETS

ALL-TIME SERIES FAST FACTS

	Overall	@ Anaheim	@ Columbus
All-Time Series:	24-18-7	12-8-5	12-10-2
Current Streak:	One Columbus win	Two Columbus wins	One Anaheim win
Last Win by Anaheim:	Oct. 27, 2013 (4-3)	Feb. 18, 2013 (3-2)	Oct. 27, 2013 (4-3)
Last Win by Columbus:	Feb. 3, 2014 (4-2)	Feb. 3, 2014 (4-2)	Mar. 31, 2013 (3-2 OT)
Last 10 games:	5-2-3	3-5-2	6-2-2
Overtime Record:	3-0-7	2-0-4	1-0-3
Longest Winning Streak:	Five games, two times	Three games, two times	Three games, two times
Longest Losing Streak:	Last: Nov. 1, 2007-Dec. 7, 2008 Five games	Last: Nov. 1, 2007-Dec. 7, 2008 Four games	Last: Dec. 27, 2007-Feb. 21, 2009 Four games
Last Shutout by Anaheim:	Jan. 27, 2001-Dec. 31, 2001	Dec. 31, 2008-Nov. 19, 2010	Dec. 6, 2000-Dec. 31, 2001
Last Shutout by Columbus:	Jan. 7, 2011 (6-0)	Jan. 7, 2011 (6-0)	None
Biggest Anaheim win:	Dec. 31, 2008 (2-0)	Dec. 31, 2008 (2-0)	Oct. 5, 2007 (4-0)
Biggest Columbus win:	Jan. 7, 2011 (6-0)	Jan. 7, 2011 (6-0)	Two wins by three goals
	Oct. 5, 2007 (4-0)	Two wins by three goals	Oct. 5, 2007 (4-0)

ALL-TIME SERIES SUMMARY

Season	Series Results	GF	GA	SF	SA	Power Play	Penalty Killing
1993-94	3-20 (2-10 in ANA)	17 (3.4)	15 (3.0)	128 (25.6)	156 (31.2)	6-25 (24.0)	21-26 (80.8)
1994-95	0-40 (0-20 in ANA)	3 (0.8)	19 (4.8)	96 (24.0)	148 (37.0)	0-14 (0.0)	14-18 (77.7)
1995-96	1-30 (1-10 in ANA)	9 (2.3)	14 (3.5)	132 (33.0)	119 (29.8)	3-20 (15.0)	18-23 (78.3)
1996-97	1-30 (1-10 in ANA)	9 (2.3)	12 (3.0)	96 (24.0)	135 (33.8)	0-8 (0.0)	9-14 (64.3)
1997-98	1-30 (1-10 in ANA)	5 (1.3)	16 (4.0)	98 (24.5)	115 (28.8)	0-15 (0.0)	9-11 (81.8)
1998-99	1-41 (1-20 in ANA)	12 (2.0)	19 (3.2)	172 (28.7)	171 (28.5)	5-22 (22.7)	20-26 (76.9)
1999-00	3-3-0 (2-1-0 in ANA)	17 (2.8)	15 (2.5)	153 (25.5)	150 (25.0)	2-75 (8.0)	28-35 (80.0)
2000-01	0-4-0 (0-2-0 in ANA)	5 (1.0)	20 (4.0)	115 (23.0)	131 (26.2)	2-21 (9.5)	13-17 (76.5)
2001-02	3-1-10 (1-1-10 in ANA)	15 (3.0)	10 (2.0)	123 (24.6)	156 (31.2)	5-23 (21.7)	19-27 (86.4)
2002-03	1-3-1-0 (0-1-1-0 in ANA)	8 (1.6)	13 (2.6)	138 (27.6)	144 (28.8)	3-24 (12.5)	13-17 (76.5)
2003-04	2-2-2-0 (2-0-1-0 in ANA)	13 (2.2)	14 (2.3)	149 (24.8)	172 (28.7)	6-22 (27.3)	26-31 (83.9)
2005-06	2-5-1 (1-3-0 in ANA)	17 (2.1)	25 (3.1)	232 (28.1)	222 (27.8)	4-43 (9.3)	41-52 (78.8)
2006-07	4-2-2 (3-0-1 in ANA)	21 (2.6)	15 (1.9)	232 (29.0)	219 (27.4)	8-45 (17.8)	35-40 (87.5)
2007-08	3-5-0 (2-2-0 in ANA)	14 (1.8)	24 (3.0)	185 (23.1)	189 (23.6)	8-50 (16.0)	29-38 (76.3)
2008-09	3-2-1 (1-2-0 in ANA)	15 (2.5)	19 (3.2)	171 (28.5)	190 (31.7)	4-21 (19.1)	23-29 (79.3)
2009-10	2-3-1 (2-1-0 in ANA)	15 (2.5)	18 (3.0)	194 (32.3)	220 (36.8)	2-15 (13.3)	16-19 (84.2)
2010-11	4-2-0 (2-1-0 in ANA)	21 (3.5)	16 (2.7)	172 (28.7)	175 (29.2)	6-22 (27.3)	19-24 (79.2)
2011-12	1-5-0 (1-2-0 in ANA)	11 (1.8)	19 (3.2)	173 (28.8)	145 (24.2)	3-21 (14.3)	13-17 (76.5)
2012-13	3-2-0 (1-0-0 in ANA)	12 (2.4)	9 (1.8)	136 (27.2)	138 (27.6)	2-13 (15.4)	18-20 (90.0)
2013-14	1-2-0 (1-0-0 in ANA)	9 (3.0)	11 (3.7)	104 (34.7)	96 (32.0)	3-10 (30.0)	9-10 (90.0)
Totals	39-60-11 (25-26-4 in ANA)	248 (2.3)	323 (3.0)	2992 (27.2)	3192 (29.0)	71-448 (15.8)	393-489 (80.4)

DALLAS STARS

ALL-TIME SERIES FAST FACTS

	Overall	@ Anaheim	@ Dallas
All-Time Series:	39-60-11	25-26-4	14-34-7
Current Streak:	Two Dallas wins	One Dallas win	One Dallas win
Last Win by Anaheim:	Oct. 20, 2013 (6-3)	Oct. 20, 2013 (6-3)	Apr. 1, 2013 (4-0)
Last Win by Dallas:	Feb. 1, 2014 (2-0)	Feb. 1, 2014 (2-0)	Nov. 26, 2013 (6-3)
Last 10 games:	4-6-0	5-5-0	4-6-0
Overtime Record:	10-1-11	7-1-4	3-0-7
Longest Winning Streak:	Three games, three times Last: Mar. 14-Apr. 3, 2013	Four games Dec. 8, 2009-Mar. 4, 2011	Two games, three times Last: Mar. 14-Apr. 1, 2013
Longest Losing Streak:	Nine games Dec. 22, 1993-Mar. 28, 1996	Four games Dec. 7, 2003 (4-0)	Nine games Mar. 22, 1993-Mar. 13, 1998
Last Shutout by Anaheim:	Apr. 1, 2013 (4-0)	Dec. 7, 2003 (4-0)	Apr. 1, 2013 (4-0)
Last Shutout by Dallas:	Feb. 1, 2014 (2-0)	Feb. 1, 2014 (2-0)	Mar. 10, 2012 (2-0)
Biggest Anaheim win:	Jan. 25, 2002 (6-1)	Dec. 7, 2003 (4-0)	Jan. 25, 2002 (6-1)
Biggest Dallas win:	Mar. 21, 2001 (8-0)	Nov. 5, 2007 (5-0)	Mar. 21, 2001 (8-0)

ALL-TIME SERIES SUMMARY

Season	Series Results	GF	GA	SF	SA	Power Play	Penalty Killing
1993-94	0-3-1 (0-2-0 in ANA)	12 (3.0)	22 (5.5)	110 (27.5)	151 (37.8)	7-18 (38.8)	10-15 (66.6)
1994-95	0-3-1 (0-1-1 in ANA)	15 (3.8)	21 (5.3)	124 (31.0)	148 (37.0)	5-18 (27.7)	8-12 (66.7)
1995-96	0-3-1 (0-1-1 in ANA)	6 (1.5)	18 (4.5)	98 (24.5)	145 (36.3)	3-18 (11.6)	11-20 (55.0)
1996-97	3-0-1 (2-0-0 in ANA)	7 (1.8)	3 (0.8)	99 (24.8)	132 (33.0)	1-11 (9.0)	13-13 (100.0)
1997-98	0-3-1 (0-2-0 in ANA)	7 (1.8)	13 (3.3)	102 (25.5)	151 (37.8)	1-19 (5.3)	10-16 (62.5)
1998-99	1-3-0 (1-1-0 in ANA)	9 (2.3)	12 (3.0)	110 (27.5)	136 (34.0)	5-23 (21.7)	19-23 (82.6)
1999-00	2-2-0-0 (2-0-0-0 in ANA)	12 (3.0)	13 (3.3)	103 (25.8)	123 (30.8)	4-19 (21.1)	13-18 (72.2)
2000-01	0-3-0-1 (0-2-0-0 in ANA)	6 (1.5)	11 (2.8)	85 (21.2)	149 (37.2)	1-18 (5.6)	16-23 (69.6)
2001-02	1-2-1-0 (0-1-1-0 in ANA)	6 (1.5)	8 (2.0)	103 (25.7)	107 (26.7)	1-18 (5.6)	12-18 (66.6)
2002-03	1-2-0-1 (1-1-0-0 in ANA)	8 (2.0)	9 (2.3)	112 (28.0)	139 (34.8)	2-24 (8.3)	13-15 (86.7)
2003-04	1-2-1-0 (1-0-1-0 in ANA)	13 (3.3)	18 (4.5)	115 (28.8)	160 (40.0)	2-11 (18.2)	13-15 (86.6)
2005-06	1-3-0 (1-1-0 in ANA)	6 (1.5)	9 (2.3)	104 (26.0)	130 (32.5)	3-18 (16.7)	19-25 (76.0)
2006-07	2-2-0 (2-0-0 in ANA)	9 (2.3)	6 (1.5)	105 (26.3)	115 (28.8)	4-21 (19.0)	19-27 (86.4)
2007-08	2-1-1 (1-1-0 in ANA)	12 (3.0)	9 (2.3)	88 (22.0)	139 (34.8)	4-24 (16.7)	24-30 (80.0)
2008-09	1-3-0 (1-0-0 in ANA)	11 (2.8)	15 (3.8)	104 (26.0)	152 (38.0)	5-18 (27.8)	15-20 (75.0)
2009-10	2-1-1 (2-0-0 in ANA)	13 (3.3)	12 (3.0)	115 (28.8)	154 (38.8)	2-14 (14.3)	17-23 (73.9)
2010-11	1-3-0 (1-1-0 in ANA)	6 (1.5)	14 (3.5)	115 (28.8)	142 (35.5)	0-9 (0.0)	17-19 (89.5)
2011-12	1-2-1 (1-1-0 in ANA)	7 (1.8)	10 (2.5)	110 (27.5)	127 (31.8)	1-19 (5.2)	18-19 (94.7)
2012-13	1-2-0 (0-2-0 in ANA)	7 (2.3)	9 (3.0)	105 (35.0)	72 (24.0)	1-9 (11.1)	8-11 (72.3)
2013-14	2-0-0 (1-0-0 in ANA)	6 (3.0)	2 (1.0)	53 (26.5)	40 (20.0)	0-7 (0.0)	7-7 (100.0)
Totals	22-43-12 (17-18-4 in ANA)	178 (2.3)	234 (3.0)	2060 (26.8)	2612 (33.9)	52-336 (15.5)	282-364 (77.5)

DETROIT RED WINGS

ALL-TIME SERIES FAST FACTS

	Overall	@ Anaheim	@ Detroit
All-Time Series:	22-43-12	17-18-4	5-25-8
Current Streak:	Two Anaheim wins	One Anaheim win	Two Anaheim wins
Last Win by Anaheim:	Jan. 12, 2014 (1-0)	Jan. 12, 2014 (1-0)	Dec. 17, 2013 (5-2)
Last Win by Detroit:	Mar. 24, 2013 (2-1)	Mar. 24, 2013 (2-1)	Oct. 23, 2010 (5-4)
Last 10 games:	5-4-1	5-5-0	2-5-2
Overtime Record:	3-0-12	2-0-4	1-0-7
Longest Winning Streak:	Two games, four times Last: Dec. 17, 2013-present	Three games Mar. 7, 1999-Mar. 19, 2000	Two games Last: Feb. 15, 2013-present
Longest Losing Streak:	Five games, two times Last: Dec. 1, 2008-Dec. 11, 2009	Three games Oct. 8, 1993-Feb. 3, 1995	Nine games Feb. 15, 2002-Oct. 3, 2007
Last Shutout by Anaheim:	Jan. 12, 2014 (1-0)	Jan. 12, 2014 (1-0)	Mar. 30, 1997 (1-0 0/1)
Last Shutout by Detroit:	Dec. 3, 2010 (4-0)	Dec. 3, 2010 (4-0)	Nov. 5, 2011 (5-0)
Biggest Anaheim win:	Mar. 14, 2012 (4-0)	Mar. 14, 2012 (4-0)	Two wins by three goals
Biggest Detroit win:	Four wins by five goals	Two wins by five goals	Two wins by five goals



ALL-TIME SERIES SUMMARY

Season	Series Results	GF	GA	SF	SA	Power Play	Penalty Killing
1993-94	5-1-0 (2-1-0 in ANA)	23 (3.8)	13 (2.2)	179 (29.8)	202 (33.7)	4-25 (16.0)	21-26 (80.8)
1994-95	2-2-0 (2-0-0 in ANA)	10 (2.5)	11 (2.8)	125 (31.3)	142 (35.5)	2-18 (11.1)	16-21 (76.2)
1995-96	1-4-0 (1-1-0 in ANA)	5 (1.0)	11 (2.2)	150 (30.0)	157 (31.4)	3-25 (12.0)	19-23 (82.6)
1996-97	4-0-1 (2-0-1 in ANA)	18 (3.6)	8 (1.6)	155 (31.0)	166 (33.2)	3-18 (16.7)	19-22 (86.4)
1997-98	4-2-0 (2-1-0 in ANA)	17 (2.8)	14 (2.3)	126 (21.0)	186 (31.0)	4-31 (12.9)	37-42 (88.1)
1998-99	2-3-0 (1-2-0 in ANA)	12 (2.4)	15 (3.0)	128 (25.6)	163 (32.6)	5-28 (17.9)	24-27 (88.9)
1999-00	2-2-0 (2-0-0 in ANA)	8 (2.0)	9 (2.3)	105 (26.3)	130 (32.5)	0-13 (0.0)	13-15 (86.7)
2000-01	1-2-1-0 (1-1-0-0 in ANA)	11 (2.8)	13 (3.3)	94 (23.5)	126 (31.5)	5-25 (20.0)	18-19 (94.7)
2001-02	1-2-1-0 (1-1-0-0 in ANA)	5 (1.3)	8 (2.0)	121 (30.3)	121 (30.3)	2-18 (11.1)	13-14 (92.9)
2002-03	0-4-0-0 (0-2-0-0 in ANA)	5 (1.3)	11 (2.8)	106 (26.5)	95 (23.8)	2-18 (11.1)	15-18 (83.3)
2003-04	1-2-0-1 (1-1-0-0 in ANA)	7 (1.8)	8 (2.0)	110 (27.5)	99 (24.8)	3-10 (30.0)	13-13 (100)
2005-06	0-3-1 (0-2-0 in ANA)	11 (2.8)	17 (4.3)	119 (29.8)	125 (31.3)	2-22 (9.1)	21-28 (75.0)
2006-07	3-1-0 (2-0-0 in ANA)	15 (3.8)	9 (2.3)	102 (25.5)	102 (25.5)	3-13 (23.1)	14-15 (93.3)
2007-08	1-2-1 (0-1-1 in ANA)	5 (1.3)	12 (3.0)	102 (25.5)	96 (24.0)	0-15 (0.0)	17-20 (85.0)
2008-09	2-2-0 (0-2-0 in ANA)	12 (3.0)	13 (3.3)	150 (37.5)	132 (33.0)	5-23 (21.7)	19-23 (82.6)
2009-10	4-0-0 (2-0-0 in ANA)	20 (5.0)	9 (2.3)	161 (40.3)	135 (33.8)	8-25 (32.0)	16-18 (88.9)
2010-11	3-1-0 (1-1-0 in ANA)	11 (2.8)	8 (2.0)	122 (30.5)	101 (25.3)	3-17 (17.6)	12-13 (92.3)
2011-12	3-1-0 (1-1-0 in ANA)	13 (3.3)	6 (1.5)	108 (27.0)	110 (27.5)	3-11 (27.2)	45 (80.0)
2012-13	3-0-0 (1-0-0 in ANA)	8 (2.7)	2 (0.7)	96 (32.0)	80 (26.7)	2-13 (15.4)	10-10 (100.0)
2013-14	3-1-1 (3-0-0 in ANA)	16 (3.2)	14 (2.8)	184 (36.8)	126 (25.2)	1-22 (4.5)	10-12 (83.3)
Totals	45-35-7 (25-16-3 in ANA)	232 (2.7)	211 (2.4)	2543 (29.2)	2594 (29.8)	60-390 (15.4)	331-384 (86.2)

EDMONTON OILERS

ALL-TIME SERIES FAST FACTS

	Overall	@ Anaheim	@ Edmonton
All-Time Series:	45-35-7	25-16-3	20-19-4
Current Streak:	One Edmonton win	Four Anaheim wins	Two Edmonton wins
Last Win by Anaheim:	Apr. 2, 2014 (3-2)	Apr. 2, 2014 (3-2)	Apr. 22, 2013 (3-0)
Last Win by Edmonton:	Apr. 6, 2014 (4-2)	Apr. 1, 2012 (2-1)	Apr. 6, 2014 (4-2)
Last 10 games:	7-2-1	8-2-0	8-1-1
Overtime Record:	7-2-7	2-2-3	5-0-4
Longest Winning Streak:	Six games Apr. 5, 2012-Jan. 3, 2014	Four games Apr. 3, 1996-Feb. 17, 1997	11 games Dec. 27, 2007-Apr. 22, 2013
Longest Losing Streak:	Seven games Oct. 26, 2003-Feb. 2, 2004	Four games Nov. 30, 2007-Mar. 27, 2009	12 games Dec. 27, 1999-Apr. 13, 2006
Last Shutout by Anaheim:	Apr. 22, 2013 (3-0)	Apr. 5, 2002 (2-0)	Apr. 22, 2013 (3-0)
Last Shutout by Edmonton:	Dec. 2, 2007 (4-0)	Dec. 2, 2007 (4-0)	Jan. 15, 2003 (1-0)
Biggest Anaheim win:	Two wins by five goals	Apr. 11, 2010 (7-2)	Jan. 13, 2012 (5-0)
Biggest Edmonton win:	Four wins by four goals	Three wins by four goals	Nov. 30, 2007 (5-1)

ALL-TIME SERIES SUMMARY

Season	Series Results	GF	GA	SF	SA	Power Play	Penalty Killing
1993-94	0-2-0 (0-1-0 in ANA)	4 (2.0)	7 (3.5)	67 (33.5)	41 (20.5)	1-11 (9.1)	9-11 (81.8)
1994-95	Did not play						
1995-96	0-1-1 (0-1-0 in ANA)	6 (3.0)	7 (3.5)	53 (26.5)	58 (29.0)	1-5 (20.0)	10-11 (90.9)
1996-97	2-0-0 (1-0-0 in ANA)	6 (3.0)	2 (1.0)	49 (24.5)	60 (30.0)	2-6 (33.3)	9-9 (100.0)
1997-98	1-0-1 (1-0-0 in ANA)	11 (5.5)	6 (3.0)	58 (29.0)	84 (42.0)	2-7 (28.6)	12-13 (92.3)
1998-99	0-1-0 (0-1-0 in ANA)	2 (2.0)	5 (5.0)	27 (27.0)	41 (41.0)	1-2 (50.0)	3-4 (75.0)
1999-00	0-1-0-1 (0-1-0-0 in ANA)	3 (1.5)	8 (4.0)	58 (29.0)	58 (29.0)	0-11 (0.0)	5-9 (55.5)
2000-01	1-0-0-0 (1-0-0-0 in ANA)	3 (3.0)	2 (2.0)	31 (31.0)	25 (25.0)	1-8 (12.5)	4-4 (100.0)
2001-02	0-2-0-0 (0-1-0-0 in ANA)	1 (0.5)	8 (4.0)	57 (28.5)	52 (26.0)	0-7 (0.0)	4-5 (80.0)
2002-03	1-0-1-0 (0-0-1-0 in ANA)	6 (3.0)	5 (2.5)	62 (31.0)	54 (27.0)	1-8 (12.5)	4-7 (57.1)
2003-04	0-1-0-0 (0-0-0-0 in ANA)	2 (2.0)	3 (3.0)	34 (34.0)	40 (40.0)	0-1 (0.0)	1-2 (50.0)
2005-06	1-0-0 (1-0-0 in ANA)	1 (1.0)	0 (0.0)	31 (31.0)	30 (30.0)	0-7 (0.0)	7-7 (100.0)
2006-07	1-0-0 (0-0-0 in ANA)	5 (5.0)	4 (4.0)	36 (36.0)	31 (31.0)	1-4 (25.0)	4-4 (100.0)
2007-08	Did not play						
2008-09	0-1-0 (0-1-0 in ANA)	1 (1.0)	3 (3.0)	45 (45.0)	36 (36.0)	0-4 (0.0)	3-4 (75.0)
2009-10	1-0-0 (0-0-0 in ANA)	3 (0.0)	0 (0.0)	25 (25.0)	23 (23.0)	1-3 (33.3)	4-4 (100.0)
2010-11	1-0-0 (1-0-0 in ANA)	5 (5.0)	3 (3.0)	29 (29.0)	32 (32.0)	0-1 (0.0)	0-2 (0.0)
2011-12	1-0-0 (0-0-0 in ANA)	2 (2.0)	0 (0.0)	27 (27.0)	31 (31.0)	0-2 (0.0)	4-4 (100.0)
2012-13	Did not play						
2013-14	1-1-0 (1-0-0 in ANA)	8 (4.0)	5 (2.5)	74 (37.0)	55 (27.5)	1-6 (16.7)	5-5 (100.0)
Totals	11-10-4 (6-6-1 in ANA)	69 (2.8)	68 (2.7)	763 (30.5)	751 (30.0)	12-93 (12.9)	88-105 (83.8)

FLORIDA PANTHERS

ALL-TIME SERIES FAST FACTS

	Overall	@ Anaheim	@ Florida
All-Time Series:	11-10-4	6-6-1	5-4-3
Current Streak:	One Anaheim win	Two Anaheim wins	One Florida win
Last Win by Anaheim:	Mar. 23, 2014 (6-2)	Mar. 23, 2014 (6-2)	Feb. 19, 2012 (2-0)
Last Win by Florida:	Nov. 12, 2013 (3-2)	Nov. 9, 2008 (3-1)	Nov. 12, 2013 (3-2)
Last 10 games:	7-3-0	5-4-1	5-3-2
Overtime Record:	1-0-4	1-0-1	0-0-3
Longest Winning Streak:	Three games Feb. 1, 2010-Feb. 19, 2012	Two games, two times Last: Dec. 1, 2010-present	Three games Dec. 12, 2006-Feb. 19, 2012
Longest Losing Streak:	Three games, two times Last: Mar. 21, 1999-Jan. 5, 2000	Two games, two times Last: Mar. 21, 1999-Jan. 5, 2000	One game, four times Last: Nov. 12, 2013
Last Shutout by Anaheim:	Feb. 19, 2012 (2-0)	Jan. 21, 2006 (1-0)	Feb. 19, 2012 (2-0)
Last Shutout by Florida:	Nov. 21, 2001 (6-0)	None	Nov. 21, 2001 (6-0)
Biggest Anaheim win:	Jan. 4, 1998 (8-3)	Jan. 4, 1998 (8-3)	Three wins by two goals Nov. 21, 2001 (6-0)
Biggest Florida win:	Nov. 21, 2001 (6-0)	Jan. 5, 2000 (5-1)	Nov. 21, 2001 (6-0)

ALL-TIME SERIES SUMMARY

Season	Series Results	GF	GA	SF	SA	Power Play	Penalty Killing
1993-94	2-4-0 (1-2-0 in ANA)	18 (3.0)	20 (3.3)	212 (35.3)	192 (32.0)	8-33 (24.2)	32-38 (94.2)
1994-95	2-1-2 (1-0-1 in ANA)	14 (2.8)	10 (2.0)	162 (32.4)	149 (29.8)	1-15 (6.6)	13-17 (76.4)
1995-96	2-3-1 (1-1-1 in ANA)	14 (2.8)	21 (3.5)	208 (34.7)	213 (35.5)	3-27 (11.1)	26-34 (76.5)
1996-97	3-1-1 (3-0-0 in ANA)	20 (4.0)	12 (2.4)	150 (30.0)	159 (31.8)	4-22 (18.2)	26-27 (96.3)
1997-98	1-3-1 (0-1-1 in ANA)	14 (2.8)	16 (3.2)	133 (26.6)	140 (28.0)	2-24 (8.3)	20-25 (80.0)
1998-99	5-1-0 (3-0-0 in ANA)	18 (3.0)	9 (1.5)	154 (25.7)	215 (35.8)	6-19 (31.6)	26-29 (89.7)
1999-00	2-1-2 (0-0-2 in ANA)	17 (2.8)	14 (2.3)	176 (29.3)	150 (25.0)	6-25 (24.0)	17-20 (85.0)
2000-01	2-1-1 (2-0-0 in ANA)	17 (3.4)	14 (2.8)	121 (24.2)	163 (32.6)	6-26 (23.1)	22-26 (84.6)
2001-02	0-3-1 (0-1-0 in ANA)	7 (1.4)	14 (2.8)	140 (28.0)	103 (20.6)	1-27 (3.7)	17-22 (77.3)
2002-03	2-2-1-0 (1-1-1-0 in ANA)	16 (3.2)	17 (3.4)	133 (26.6)	141 (28.2)	6-23 (26.0)	21-23 (91.3)
2003-04	1-3-1-1 (1-0-1-1 in ANA)	17 (2.8)	22 (3.6)	175 (29.2)	200 (33.3)	4-20 (20.0)	26-30 (86.6)
2005-06	5-1-2 (3-0-1 in ANA)	32 (4.0)	19 (2.4)	279 (34.9)	256 (32.0)	15-44 (34.1)	45-53 (84.9)
2006-07	4-2-2 (1-2-1 in ANA)	23 (2.9)	25 (3.1)	244 (30.5)	263 (32.9)	9-35 (25.7)	36-46 (78.3)
2007-08	6-2-0 (3-0-0 in ANA)*	23 (2.9)	20 (2.5)	247 (30.9)	224 (28.0)	6-35 (17.1)	31-40 (77.5)
2008-09	3-3-0 (2-1-0 in ANA)	15 (2.5)	15 (2.5)	163 (27.2)	157 (26.2)	5-29 (17.2)	26-33 (78.9)
2009-10	2-3-1 (1-1-1 in ANA)	16 (2.7)	21 (3.5)	161 (26.8)	206 (34.3)	6-19 (31.6)	19-24 (79.2)
2010-11	4-2-0 (2-1-0 in ANA)	12 (2.0)	10 (1.7)	138 (23.0)	175 (29.2)	3-14 (21.4)	21-23 (91.3)
2011-12	1-3-2 (1-2-0 in ANA)	13 (2.2)	18 (3.0)	162 (27.0)	209 (34.8)	3-20 (15.0)	19-23 (82.6)
2012-13	2-2-0 (2-0-0 in ANA)	13 (3.3)	14 (3.5)	93 (23.2)	115 (28.8)	5-12 (41.7)	9-14 (64.3)
2013-14	4-0-1 (1-0-1 in ANA)	12 (2.4)	7 (1.4)	114 (22.8)	186 (37.2)	2-21 (9.5)	19-20 (95.0)
Totals	53-41-23 (30-13-16 in ANA)	331 (2.8)	318 (2.7)	3365 (28.8)	3616 (30.9)	101-490 (20.6)	471-567 (83.1)

* - Games in O2 Arena in London, England not considered games played in Anaheim or Los Angeles

ALL-TIME SERIES FAST FACTS

	Overall	@ Anaheim	@ Los Angeles
All-Time Series:	53-41-23	30-13-16*	23-7-8*
Current Streak:	Four Anaheim wins	One Anaheim win	Three Anaheim wins
Last Win by Anaheim:	Apr. 12, 2014 (4-3 SO)	Jan. 23, 2014 (2-1)	Apr. 12, 2014 (4-3 SO)
Last Win by Los Angeles:	Dec. 3, 2013 (3-2 SO)	Dec. 3, 2013 (3-2 SO)	Apr. 13, 2013 (2-1)
Last 10 games:	6-3-1	6-3-1	4-4-2
Overtime Record:	11-3-23	5-0-14	7-3-9
Longest Winning Streak:	Six games	Six games	Five games
	Apr. 18, 1998-Mar. 18, 1999	Nov. 13, 2007-Jan. 6, 2009	Jan. 28, 2006-Feb. 17, 2007
Longest Losing Streak:	Five games	Three games	Five games
	Jan. 8, 2009-Feb. 4, 2010	Dec. 16, 2001-Oct. 16, 2002	Nov. 16, 2011-Apr. 13, 2013
Last Shutout by Anaheim:	Jan. 25, 2014 (3-0)	Nov. 29, 2010 (2-0)	Jan. 25, 2014 (3-0)
Last Shutout by Los Angeles:	Jan. 14, 2010 (4-0)	None	Jan. 14, 2010 (4-0)
Biggest Anaheim win:	Seven wins by four goals	Six wins by four goals	Four wins by three goals
Biggest Los Angeles win:	Dec. 27, 1995 (7-1)	Feb. 7, 1998 (5-2)	Dec. 27, 1995 (7-1)

ALL-TIME SERIES SUMMARY

Season	Series Results	GF	GA	SF	SA	Power Play	Penalty Killing
2000-01	2-2-0 (1-1-0-0 in ANA)	6 (1.5)	9 (2.3)	112 (28.0)	115 (28.8)	2-17 (11.8)	22-24 (91.7)
2001-02	2-1-1-0 (1-1-0-0 in ANA)	13 (3.3)	10 (2.5)	91 (22.8)	109 (27.3)	4-16 (25.0)	18-19 (94.7)
2002-03	2-1-0-1 (1-0-0-1 in ANA)	4 (1.0)	6 (1.5)	102 (25.5)	107 (27.8)	0-10 (0.0)	12-12 (10.0)
2003-04	2-1-1-0 (2-0-0-0 in ANA)	10 (2.5)	5 (1.3)	121 (30.3)	87 (21.8)	4-13 (30.8)	13-15 (86.7)
2005-06	1-2-1 (1-0-1 in ANA)	9 (2.3)	13 (3.3)	126 (31.5)	117 (29.3)	2-25 (8.0)	20-23 (87.0)
2006-07	2-1-1 (2-0-0 in ANA)	10 (2.5)	9 (2.3)	131 (32.8)	116 (29.0)	3-20 (15.0)	21-24 (87.5)
2007-08	1-3-0 (0-2-0 in ANA)	7 (1.8)	14 (3.5)	115 (28.8)	94 (23.5)	2-18 (11.1)	12-16 (75.0)
2008-09	2-2-0 (1-1-0 in ANA)	9 (2.3)	8 (2.0)	140 (35.0)	108 (27.0)	1-14 (7.1)	13-15 (86.7)
2009-10	2-0-2 (2-0-0 in ANA)	14 (3.5)	12 (3.0)	108 (27.0)	126 (31.5)	3-12 (25.0)	11-16 (68.8)
2010-11	1-1-2 (1-0-1 in ANA)	10 (2.5)	12 (3.0)	142 (35.5)	106 (26.5)	3-17 (17.6)	10-13 (76.9)
2011-12	2-2-0 (0-2-0 in ANA)	10 (2.5)	11 (2.8)	102 (25.5)	105 (26.3)	3-16 (18.8)	11-15 (73.3)
2012-13	3-0-0 (2-0-0 in ANA)	8 (2.0)	4 (1.3)	81 (27.0)	91 (30.0)	1-6 (16.7)	8-9 (88.9)
2013-14	2-1-0 (1-1-0 in ANA)	8 (2.7)	8 (2.7)	94 (31.3)	90 (30.0)	2-8 (25.0)	6-10 (60.0)
Totals	24-17-9 (15-8-2 in ANA)	118 (2.4)	121 (2.4)	1465 (29.3)	1371 (27.1)	30-192 (15.6)	177-211 (83.8)

ALL-TIME SERIES FAST FACTS

	Overall	@ Anaheim	@ Minnesota
All-Time Series:	24-17-9	15-8-2	9-9-7
Current Streak:	One Minnesota win	One Minnesota win	Four Anaheim wins
Last Win by Anaheim:	Dec. 11, 2013 (2-1)	Dec. 11, 2013 (2-1)	Oct. 5, 2013 (4-3 OT)
Last Win by Minnesota:	Jan. 28, 2014 (4-2)	Jan. 28, 2014 (4-2)	Feb. 18, 2011 (5-1)
Last 10 games:	7-3-0	6-3-1	5-2-3
Overtime Record:	3-0-9	1-0-2	2-0-7
Longest Winning Streak:	Six games	Three games, two times	Four games
	Feb. 14, 2012-Dec. 11, 2013	Last: Oct. 17, 2009-Dec. 12, 2010	Oct. 27, 2011-present
Longest Losing Streak:	Four games	Three games	Five games, two times
	Mar. 28, 2004-Jan. 7, 2006	Feb. 25, 2011-Dec. 4, 2011	Last: Feb. 4, 2009-Feb. 18, 2011
Last Shutout by Anaheim:	Jan. 17, 2009 (3-0)	Mar. 3, 2004 (2-0)	Jan. 17, 2009 (3-0)
Last Shutout by Minnesota:	Feb. 4, 2009 (3-0)	Oct. 14, 2007 (2-0)	Feb. 4, 2009 (3-0)
Biggest Anaheim win:	Oct. 6, 2000 (8-3)	Oct. 6, 2000 (8-3)	Dec. 18, 2001 (5-1)
Biggest Minnesota win:	Jan. 24, 2001 (5-0)	Jan. 24, 2001 (5-0)	Four goals, two times



ALL-TIME SERIES SUMMARY

Season	Series Results	GF	GA	SF	SA	Power Play	Penalty Killing
1993-94	0-2-0 (0-1-0 in ANA)	3 (1.5)	9 (4.5)	59 (29.5)	60 (30.0)	0-10 (0.0)	2-6 (33.3)
1994-95	Did not play						
1995-96	2-0-0 (1-0-0 in ANA)	8 (4.0)	4 (2.0)	67 (33.5)	56 (28.0)	3-10 (30.0)	11-12 (91.7)
1996-97	0-1-1 (0-1-0 in ANA)	11 (5.5)	12 (6.0)	67 (33.5)	71 (35.5)	4-12 (33.3)	4-9 (44.4)
1997-98	1-1-0 (0-1-0 in ANA)	8 (4.0)	8 (4.0)	52 (26.0)	58 (29.0)	4-13 (30.8)	7-11 (63.6)
1998-99	0-1-0 (0-0-0 in ANA)	0 (0.0)	1 (1.0)	30 (30.0)	24 (24.0)	0-3 (0.0)	2-3 (66.7)
1999-00	0-2-0 (0-1-0-0 in ANA)	2 (1.0)	4 (2.0)	56 (28.0)	46 (23.0)	0-7 (0.0)	5-6 (83.3)
2000-01	1-0-0-0 (1-0-0-0 in ANA)	4 (4.0)	2 (2.0)	23 (23.0)	29 (29.0)	1-6 (16.7)	4-5 (80.0)
2001-02	0-1-0-0 (0-0-0-0 in ANA)	1 (1.0)	3 (3.0)	25 (25.0)	18 (18.0)	0-7 (0.0)	4-4 (100.0)
2002-03	1-0-1-0 (1-0-0-0 in ANA)	5 (2.5)	3 (3.5)	56 (28.0)	49 (24.5)	0-5 (0.0)	4-5 (80.0)
2003-04	0-1-0-0 (0-1-0-0 in ANA)	2 (2.0)	5 (5.0)	38 (38.0)	24 (24.0)	0-3 (0.0)	1-2 (50.0)
2005-06	1-0-0 (0-0-0 in ANA)	5 (5.0)	3 (3.0)	37 (37.0)	24 (24.0)	1-6 (16.7)	5-7 (71.4)
2006-07	Did not play						
2007-08	1-0-0 (1-0-0 in ANA)	3 (3.0)	1 (1.0)	37 (37.0)	21 (21.0)	0-8 (0.0)	4-4 (100.0)
2008-09	1-0-0 (0-0-0 in ANA)	6 (6.0)	4 (4.0)	25 (25.0)	51 (51.0)	2-3 (66.7)	5-6 (83.3)
2009-10	0-0-1 (0-0-1 in ANA)	3 (3.0)	3 (3.0)	32 (32.0)	43 (43.0)	1-1 (100.0)	3-3 (100.0)
2010-11	1-0-0 (0-0-0 in ANA)	3 (3.0)	3 (3.0)	26 (26.0)	40 (40.0)	2-4 (50.0)	4-6 (66.7)
2011-12	1-0-0 (1-0-0 in ANA)	4 (4.0)	1 (1.0)	27 (27.0)	20 (20.0)	2-7 (28.6)	7-7 (100.0)
2012-13	Did not play						
2013-14	0-1-1 (0-0-1 in ANA)	4 (2.0)	7 (3.5)	74 (37.0)	56 (28.0)	1-9 (11.1)	9-11 (81.9)
Totals	10-10-4 (5-5-2 in ANA)	72 (3.0)	73 (3.0)	731 (30.5)	690 (28.8)	21-114 (18.5)	81-107 (75.7)

MONTREAL CANADIENS

ALL-TIME SERIES FAST FACTS

	Overall	@ Anaheim	@ Montreal
All-Time Series:	10-10-4	5-5-2	5-5-2
Current Streak:	Two Montreal wins	One Montreal win	One Montreal win
Last Win by Anaheim:	Nov. 30, 2011 (4-1)	Nov. 30, 2011 (4-1)	Jan. 22, 2011 (4-3 SO)
Last Win by Montreal:	Mar. 5, 2014 (4-3 SO)	Mar. 5, 2014 (4-3 SO)	Oct. 24, 2013 (4-1)
Last 10 games:	6-2-2	4-4-2	4-4-2
Overtime Record:	2-1-4	0-1-2	2-0-2
Longest Winning Streak:	Three games	Two games	Three games
	Dec. 10, 2005-Oct. 25, 2008	Mar. 7, 2001-Mar. 5, 2003	Dec. 10, 2005-Jan. 22, 2011
Longest Losing Streak:	Three games	Three games	Three games
	Oct. 13, 1998-Nov. 22, 1999	Nov. 6, 1996-Nov. 22, 1999	Oct. 13, 1998-Oct. 9, 2002
Last Shutout by Anaheim:	None	None	None
Last Shutout by Montreal:	Oct. 13, 1998 (1-0)	None	Oct. 13, 1998 (1-0)
Biggest Anaheim win:	Two wins by three goals	Two wins by three goals	Two wins by two goals
Biggest Montreal win:	Four wins by three goals	Two wins by three goals	Two wins by three goals

ALL-TIME SERIES SUMMARY

Season	Series Results	GF	GA	SF	SA	Power Play	Penalty Killing
1998-99	2-2-0 (2-0-0 in ANA)	11 (2.8)	8 (2.0)	127 (31.8)	114 (28.5)	7-23 (30.4)	12-15 (80.0)
1999-00	4-0-0-0 (2-0-0-0 in ANA)	12 (3.0)	5 (1.3)	121 (30.3)	109 (27.3)	2-11 (18.2)	13-14 (92.9)
2000-01	1-1-2-0 (1-1-0-0 in ANA)	6 (1.5)	8 (2.0)	104 (26.0)	115 (28.8)	1-17 (5.9)	13-15 (86.7)
2001-02	3-1-0-0 (2-0-0-0 in ANA)	13 (3.3)	8 (2.0)	101 (25.3)	90 (22.5)	3-16 (18.8)	11-11 (100.0)
2002-03	3-1-0-0 (2-0-0-0 in ANA)	8 (2.0)	4 (1.0)	118 (29.5)	120 (30.0)	3-18 (16.7)	19-20 (95.0)
2003-04	1-1-0-2 (0-0-0-2 in ANA)	10 (2.0)	11 (3.3)	134 (35.0)	118 (30.6)	4-16 (18.2)	19-23 (78.6)
2005-06	3-0-1 (2-0-0 in ANA)	16 (4.0)	8 (2.0)	136 (34.0)	130 (32.5)	6-28 (21.4)	19-21 (90.5)
2006-07	2-1-1 (2-0-0 in ANA)	10 (2.5)	10 (2.5)	134 (33.5)	79 (19.8)	4-19 (21.1)	19-21 (90.5)
2007-08	3-1-0 (2-0-0 in ANA)	12 (3.0)	8 (2.0)	107 (26.8)	118 (29.5)	3-16 (18.8)	19-23 (82.6)
2008-09	2-1-1 (1-0-1 in ANA)	10 (2.5)	12 (3.0)	115 (28.8)	125 (31.3)	5-12 (41.7)	8-13 (61.5)
2009-10	2-2-0 (1-1-0 in ANA)	8 (2.0)	6 (1.5)	109 (27.3)	131 (32.8)	1-10 (10.0)	10-12 (83.3)
2010-11	1-3-0 (1-1-0 in ANA)	11 (2.8)	17 (4.3)	153 (38.3)	125 (31.3)	3-16 (18.8)	15-16 (93.8)
2011-12	0-4-0 (0-2-0 in ANA)	5 (1.3)	13 (3.3)	101 (25.3)	116 (29.0)	0-9 (0.0)	14-17 (82.4)
2012-13	3-0-0 (2-0-0 in ANA)	9 (3.0)	5 (1.7)	72 (24.0)	76 (25.3)	2-9 (22.2)	10-10 (100.0)
2013-14	2-1-0 (0-1-0 in ANA)	11 (3.7)	10 (3.3)	81 (27.0)	88 (29.3)	2-10 (20.0)	9-10 (90.0)
Totals	32-19-7 (20-6-3 in ANA)	152 (2.6)	133 (2.3)	1713 (29.5)	1654 (28.5)	46-230 (20.0)	210-241 (87.1)

NASHVILLE PREDATORS

ALL-TIME SERIES FAST FACTS

	Overall	@ Anaheim	@ Nashville
All-Time Series:	32-19-7	20-6-3	12-13-4
Current Streak:	One Nashville win	One Nashville win	Three Anaheim wins
Last Win by Anaheim:	Feb. 8, 2014 (5-2)	Feb. 27, 2013 (5-1)	Feb. 8, 2014 (5-2)
Last Win by Nashville:	Apr. 4, 2014 (5-2)	Apr. 4, 2014 (5-2)	Dec. 10, 2012 (3-2)
Last 10 games:	5-5-0	5-5-0	5-5-0
Overtime Record:	7-0-7	4-0-2	3-0-5
Longest Winning Streak:	Five games, two times	Six games	Three games
	Last, Jan. 26, 2013-Feb. 8, 2014	Nov. 1, 2005-Jan. 7, 2008	Feb. 16, 2013-present
Longest Losing Streak:	Six games	Three games	Four games
	Jan. 5, 2011-Mar. 18, 2012	Jan. 5, 2011-Mar. 18, 2012	Oct. 9, 2010-Dec. 10, 2012
Last Shutout by Anaheim:	Nov. 5, 2009 (4-0)	Nov. 5, 2009 (4-0)	None
Last Shutout by Nashville:	Oct. 29, 2011 (3-0)	Mar. 12, 2010 (1-0)	Oct. 29, 2011 (3-0)
Biggest Anaheim win:	Dec. 16, 1998 (6-1)	Dec. 16, 1998 (6-1)	Apr. 7, 2000 (5-1)
Biggest Nashville win:	Eight wins by three goals	Three wins by three goals	Five wins by three goals

ALL-TIME SERIES SUMMARY

Season	Series Results	GF	GA	SF	SA	Power Play	Penalty Killing
1993-94	0-2-0 (0-1-0 in ANA)	3 (1.5)	10 (5.0)	41 (20.5)	67 (33.5)	1-8 (12.5)	9-12 (75.0)
1994-95	Did not play						
1995-96	2-0-0 (1-0-0 in ANA)	10 (5.0)	3 (1.5)	50 (25.0)	56 (28.0)	1-5 (20.0)	6-6 (100.0)
1996-97	1-1-0 (1-0-0 in ANA)	6 (3.0)	6 (3.0)	64 (32.0)	64 (32.0)	0-8 (0.0)	7-8 (87.5)
1997-98	1-1-0 (1-0-0 in ANA)	2 (1.0)	3 (1.5)	44 (22.0)	57 (28.5)	0-8 (0.0)	5-5 (100.0)
1998-99	0-2-0 (0-1-0 in ANA)	4 (2.0)	11 (5.5)	49 (24.5)	64 (32.0)	1-8 (12.5)	5-8 (62.5)
1999-00	0-2-0 (0-1-0 in ANA)	3 (1.5)	5 (2.5)	54 (27.0)	59 (29.5)	0-4 (0.0)	2-4 (50.0)
2000-01	0-2-0 (0-1-0 in ANA)	4 (2.0)	9 (4.5)	52 (26.0)	64 (32.0)	2-6 (33.3)	4-8 (50.0)
2001-02	1-0-0 (1-0-0 in ANA)	2 (2.0)	1 (1.0)	19 (9.0)	45 (45.0)	1-1 (100.0)	3-4 (75.0)
2002-03	0-1-0 (1-0-0 in ANA)	3 (1.5)	6 (3.0)	55 (27.5)	61 (30.5)	0-6 (0.0)	5-5 (100.0)
2003-04	0-0-1-0 (0-0-1-0 in ANA)	3 (3.0)	3 (3.0)	36 (36.0)	36 (36.0)	1-7 (14.3)	3-4 (75.0)
2005-06	Did not play						
2006-07	1-0-0 (1-0-0 in ANA)	4 (4.0)	2 (2.0)	37 (37.0)	25 (25.0)	0-6 (0.0)	5-6 (83.3)
2007-08	1-0-0 (0-0-0 in ANA)	2 (2.0)	1 (1.0)	24 (24.0)	35 (35.0)	0-2 (0.0)	5-5 (100.0)
2008-09	1-0-0 (1-0-0 in ANA)	4 (4.0)	3 (3.0)	34 (34.0)	21 (21.0)	0-4 (0.0)	1-2 (50.0)
2009-10	0-1-0 (0-0-0 in ANA)	1 (1.0)	3 (3.0)	32 (32.0)	25 (25.0)	0-6 (0.0)	3-3 (100.0)
2010-11	0-1-0 (0-1-0 in ANA)	1 (1.0)	2 (2.0)	28 (28.0)	27 (27.0)	1-3 (33.3)	4-4 (100.0)
2011-12	0-0-1 (0-0-0 in ANA)	2 (2.0)	2 (2.0)	38 (38.0)	27 (27.0)	0-3 (0.0)	1-1 (0.0)
2012-13	Did not play						
2013-14	1-0-1 (0-0-1 in ANA)	6 (3.0)	6 (3.0)	49 (24.5)	46 (23.0)	2-9 (22.2)	4-7 (57.1)
Totals	9-13-4 (6-6-2 in ANA)	60 (2.3)	76 (2.9)	706 (27.2)	779 (30.0)	10-94 (10.6)	72-92 (78.3)

ALL-TIME SERIES FAST FACTS

	Overall	@ Anaheim	@ New Jersey
All-Time Series:	9-13-4	6-6-2	3-7-2
Current Streak:	One Anaheim win	Two New Jersey wins	One Anaheim win
Last Win by Anaheim:	Dec. 20, 2013 (3-2 OT)	Jan. 11, 2009 (4-3)	Dec. 20, 2013 (3-2 OT)
Last Win by New Jersey:	Nov. 20, 2013 (4-3 OT)	Nov. 20, 2013 (4-3 OT)	Feb. 17, 2012 (3-2 SO)
Last 10 games:	4-3-3	3-5-2	2-6-2
Overtime Record:	1-0-4	0-0-2	1-0-2
Longest Winning Streak:	Three games	Three games	One game, three times
	Nov. 24, 2006-Jan. 11, 2009	Nov. 5, 1995-Nov. 26, 1997	Last: Dec. 20, 2013
Longest Losing Streak:	Seven games	Three games	Six games
	Mar. 18, 1998-Nov. 22, 2000	Jan. 20, 1999-Nov. 22, 2000	Dec. 28, 1999-Nov. 12, 2003
Last Shutout by Anaheim:	Nov. 26, 1997 (2-0)	Nov. 26, 1997 (2-0)	None
Last Shutout by New Jersey:	Mar. 18, 1998 (3-0)	None	Mar. 18, 1998 (3-0)
Biggest Anaheim win:	Nov. 5, 1995 (6-1)	Nov. 5, 1995 (6-1)	Feb. 11, 1996 (4-2)
Biggest New Jersey win:	Mar. 31, 1999 (7-1)	Two wins by three goals	Mar. 31, 1999 (7-1)

ALL-TIME SERIES SUMMARY

Season	Series Results	GF	GA	SF	SA	Power Play	Penalty Killing
1993-94	1-1-0 (1-0-1 in ANA)	6 (3.0)	4 (2.0)	53 (26.5)	67 (33.5)	1-6 (16.7)	4-5 (80.0)
1994-95	Did not play						
1995-96	1-1-0 (1-0-0 in ANA)	5 (2.5)	5 (2.5)	72 (36.0)	58 (29.0)	1-11 (9.0)	9-11 (81.8)
1996-97	0-1-1 (0-0-1 in ANA)	6 (2.5)	6 (3.0)	57 (28.5)	52 (26.0)	0-6 (0.0)	5-6 (83.3)
1997-98	1-1-0 (1-0-1 in ANA)	6 (3.0)	7 (3.5)	56 (28.0)	70 (35.0)	2-10 (20.0)	10-10 (100.0)
1998-99	0-0-2 (0-0-1 in ANA)	4 (2.0)	6 (2.0)	67 (33.5)	65 (32.5)	2-7 (28.6)	6-6 (100.0)
1999-00	0-1-0 (0-1-0 in ANA)	2 (2.0)	4 (4.0)	32 (32.0)	27 (27.0)	0-5 (0.0)	2-2 (100.0)
2000-01	2-0-0 (1-0-0 in ANA)	6 (3.0)	4 (2.0)	63 (31.5)	49 (24.5)	3-9 (33.3)	6-6 (100.0)
2001-02	0-1-0 (0-0-0 in ANA)	3 (3.0)	5 (5.0)	37 (37.0)	26 (26.0)	0-5 (0.0)	2-2 (100.0)
2002-03	0-0-1-0 (0-0-1-0 in ANA)	2 (2.0)	2 (2.0)	31 (31.0)	33 (33.0)	0-5 (0.0)	4-4 (100.0)
2003-04	0-2-0 (0-1-0 in ANA)	2 (1.0)	7 (3.5)	64 (32.0)	49 (24.5)	2-11 (18.2)	8-10 (80.0)
2005-06	Did not play						
2006-07	0-0-1 (0-0-1 in ANA)	4 (4.0)	4 (4.0)	50 (50.0)	24 (24.0)	2-6 (33.3)	2-3 (66.7)
2007-08	1-0-0 (0-0-0 in ANA)	3 (3.0)	0 (0.0)	26 (26.0)	25 (25.0)	1-6 (16.7)	1-1 (100.0)
2008-09	0-1-0 (0-0-0 in ANA)	1 (1.0)	2 (2.0)	40 (40.0)	14 (14.0)	1-5 (20.0)	0-1 (0.0)
2009-10	1-0-0 (1-0-0 in ANA)	5 (5.0)	4 (4.0)	39 (39.0)	31 (31.0)	1-2 (50.0)	1-3 (33.3)
2010-11	1-1-0 (1-0-0 in ANA)	3 (1.5)	3 (1.5)	46 (23.0)	56 (28.0)	1-7 (14.3)	8-9 (88.9)
2011-12	1-0-0 (1-0-0 in ANA)	4 (4.0)	2 (2.0)	20 (20.0)	21 (21.0)	0-2 (0.0)	3-3 (100.0)
2012-13	Did not play						
2013-14	2-0-0 (1-0-0 in ANA)	10 (5.0)	5 (2.5)	62 (31.0)	58 (29.0)	1-4 (25.0)	4-5 (80.0)
Totals	11-10-5 (6-4-4 in ANA)	71 (3.0)	68 (2.6)	815 (34.0)	725 (30.2)	18-107 (16.8)	75-87 (86.2)

ALL-TIME SERIES FAST FACTS

	Overall	@ Anaheim	@ New York
All-Time Series:	11-10-5	6-4-4	5-6-1
Current Streak:	Three Anaheim wins	Four Anaheim wins	One Anaheim win
Last Win by Anaheim:	Dec. 21, 2013 (5-3)	Dec. 9, 2013 (5-2)	Dec. 21, 2013 (5-3)
Last Win by New York:	Dec. 16, 2010 (3-2)	Oct. 11, 2006 (5-4 SO)	Dec. 16, 2010 (3-2)
Last 10 games:	6-3-1	5-2-3	4-5-1
Overtime Record:	2-1-5	2-1-2	0-0-3
Longest Winning Streak:	Three games	Four games	One game, five times
	Jan. 6, 2012-present	Mar. 19, 2010-present	Last: Dec. 21, 2013 (5-3)
Longest Losing Streak:	Three games	Two games	Two games, three times
	Last: Nov. 1, 2009-Oct. 11, 2006	Mar. 12, 2004-Oct. 22, 2006	Last: Jan. 21, 2009-Dec. 16, 2010
Last Shutout by Anaheim:	Nov. 10, 2010 (1-0)	Nov. 10, 2010 (1-0)	Feb. 5, 2008 (3-0)
Last Shutout by New York:	None	None	None
Biggest Anaheim win:	Dec. 9, 2013 (5-2)	Dec. 9, 2013 (5-2)	Three games by two goals
Biggest New York win:	Two games by three goals	Oct. 19, 1997 (5-2)	Nov. 1, 2003 (4-1)



NEW YORK RANGERS

ALL-TIME SERIES SUMMARY

Season	Series Results	GF	GA	SF	SA	Power Play	Penalty Killing
1993-94	2-0-0 (1-0-0 in ANA)	7 (3.5)	4 (2.0)	73 (36.5)	72 (36.0)	3-11 (27.3)	10-11 (90.9)
1994-95	Did not play						
1995-96	1-1-0 (1-0-0 in ANA)	8 (4.0)	9 (4.5)	47 (23.5)	76 (38.0)	2-16 (12.5)	7-12 (58.3)
1996-97	1-1-0 (1-0-0 in ANA)	7 (3.5)	5 (2.5)	57 (23.5)	76 (38.0)	1-8 (12.5)	5-8 (62.5)
1997-98	1-0-1 (0-0-1 in ANA)	6 (3.0)	5 (2.5)	50 (25.0)	69 (34.5)	0-4 (0.0)	9-10 (90.0)
1998-99	2-0-0 (1-0-0 in ANA)	7 (3.5)	2 (1.0)	44 (22.0)	43 (21.5)	2-12 (16.7)	14-14 (100.0)
1999-00	0-0-0 (0-0-0 in ANA)	3 (3.0)	4 (4.0)	39 (39.0)	22 (22.0)	1-2 (50.0)	3-4 (75.0)
2000-01	2-0-0 (1-0-0 in ANA)	10 (5.0)	7 (3.5)	71 (35.5)	58 (29.0)	2-11 (18.2)	7-10 (70.0)
2001-02	1-0-0 (0-0-0 in ANA)	9 (3.0)	2 (2.0)	15 (15.0)	35 (35.0)	2-11 (18.2)	8-8 (100.0)
2002-03	0-1-0 (0-1-0 in ANA)	4 (2.0)	9 (4.5)	68 (34.0)	56 (28.0)	0-8 (0.0)	6-7 (85.7)
2003-04	1-0-0 (0-0-0 in ANA)	3 (3.0)	1 (1.0)	23 (23.0)	39 (39.0)	2-5 (40.0)	4-4 (100.0)
2005-06	Did not play						
2006-07	0-0-1 (0-0-1 in ANA)	3 (3.0)	4 (4.0)	33 (33.0)	34 (34.0)	0-6 (0.0)	7-9 (77.8)
2007-08	1-0-0 (0-0-0 in ANA)	4 (4.0)	1 (1.0)	19 (19.0)	33 (33.0)	1-2 (50.0)	4-4 (100.0)
2008-09	0-2-0 (0-1-0 in ANA)	3 (2.5)	7 (3.5)	54 (27.0)	59 (29.5)	1-8 (12.50)	9-12 (75.0)
2009-10	0-1-0 (0-0-0 in ANA)	0 (0.0)	3 (3.0)	18 (18.0)	38 (38.0)	0-4 (0.0)	3-5 (60.0)
2010-11	1-0-0 (1-0-0 in ANA)	5 (5.0)	2 (2.0)	33 (33.0)	32 (32.0)	0-3 (0.0)	2-3 (66.7)
2011-12	1-0-1 (0-0-0 in ANA*)	2 (1.0)	2 (1.0)	56 (28.0)	40 (20.0)	0-8 (0.0)	11-11 (100.0)
2012-13	Did not play						
2013-14	2-0-0 (1-0-0 in ANA)	8 (4.0)	1 (0.5)	67 (33.0)	67 (33.5)	0-8 (0.0)	5-5 (100.0)
Totals	16-16-5 (9-2-2 in ANA)	83 (3.2)	68 (2.6)	762 (31.8)	849 (35.4)	17-127 (13.4)	114-137 (83.2)

* - Game in Globe Arena in Stockholm, Sweden not considered played in Anaheim

ALL-TIME SERIES FAST FACTS

	Overall	@ Anaheim	@ New York
All-Time Series:	16-6-5	8-2-2	7-4-3
Current Streak:	Two Anaheim wins	Three Anaheim wins	One Anaheim win
Last Win by Anaheim:	Nov. 4, 2013 (2-1)	Oct. 10, 2013 (6-0)	Nov. 4, 2013 (2-1)
Last Win by New York:	Nov. 3, 2011 (2-1 SO)	Dec. 16, 2008 (3-1)	Nov. 3, 2011 (2-1 SO)
Last 10 games:	5-3-2	7-2-2	6-2-2
Overtime Record:	1-0-5	1-0-2	0-0-3
Longest Winning Streak:	Three games, two times Last: Oct. 16, 2000-Nov. 25, 2001	Five games Jan. 28, 1994-Nov. 18, 1998	Three games Apr. 2, 1999-Nov. 25, 2001
Longest Losing Streak:	Three games Dec. 16, 2008-Oct. 11, 2009	Three games Nov. 1, 2006-Dec. 16, 2009	Three games Jan. 20, 2009-Nov. 3, 2011
Last Shutout by Anaheim:	Oct. 10, 2013 (6-0)	None	None
Last Shutout by New York:	Oct. 11, 2009 (3-0)	None	Oct. 11, 2009 (3-0)
Biggest Anaheim win:	Oct. 10, 2013 (6-0)	Oct. 10, 2013 (6-0)	Two wins by three goals Dec. 4, 1995 (5-1)
Biggest New York win:	Two wins by four goals	Feb. 21, 2003 (6-2)	

ALL-TIME SERIES SUMMARY

Season	Series Results	GF	GA	SF	SA	Power Play	Penalty Killing
1993-94	1-1-0 (1-0-0 in ANA)	6 (3.0)	5 (2.5)	47 (23.5)	56 (28.0)	1-8 (12.5)	8-8 (100.0)
1994-95	Did not play						
1995-96	2-0-0 (1-0-0 in ANA)	7 (3.5)	4 (2.0)	49 (24.5)	54 (27.0)	1-11 (9.0)	7-9 (77.7)
1996-97	2-0-0 (1-0-0 in ANA)	8 (4.0)	4 (2.0)	44 (22.0)	68 (34.0)	1-6 (16.7)	7-8 (87.5)
1997-98	1-0-1 (0-0-1 in ANA)	6 (3.0)	3 (1.5)	42 (21.0)	77 (38.5)	3-8 (37.5)	11-12 (91.7)
1998-99	0-0-2 (0-0-1 in ANA)	4 (2.0)	4 (2.0)	37 (18.5)	82 (41.0)	0-4 (0.0)	8-9 (88.9)
1999-00	0-2-0 (0-1-0 in ANA)	2 (1.0)	6 (3.0)	53 (26.5)	65 (32.5)	2-5 (40.0)	2-5 (40.0)
2000-01	0-1-0 (0-0-0 in ANA)	1 (1.0)	4 (4.0)	31 (31.0)	31 (31.0)	0-4 (0.0)	5-5 (100.0)
2001-02	0-1-0 (0-1-0 in ANA)	2 (2.0)	4 (4.0)	18 (18.0)	19 (19.0)	0-4 (0.0)	3-5 (60.0)
2002-03	1-1-0 (1-0-0 in ANA)	4 (2.0)	5 (2.5)	52 (26.0)	53 (26.5)	1-7 (14.3)	6-7 (85.7)
2003-04	0-1-0 (0-1-0 in ANA)	0 (0.0)	3 (3.0)	27 (27.0)	28 (28.0)	0-3 (0.0)	3-3 (100.0)
2005-06	1-0-0 (0-0-0 in ANA)	3 (3.0)	3 (3.0)	39 (39.0)	33 (33.0)	1-4 (25.0)	3-4 (75.0)
2006-07	Did not play						
2007-08	1-0-0 (1-0-0 in ANA)	3 (3.0)	1 (1.0)	31 (31.0)	25 (25.0)	2-6 (33.3)	4-4 (100.0)
2008-09	1-0-0 (0-0-0 in ANA)	4 (4.0)	3 (3.0)	32 (32.0)	30 (30.0)	1-3 (33.3)	5-7 (71.4)
2009-10	0-0-1 (0-0-1 in ANA)	3 (3.0)	3 (3.0)	36 (36.0)	29 (29.0)	0-3 (0.0)	4-5 (80.0)
2010-11	1-0-0 (0-0-0 in ANA)	1 (1.0)	1 (1.0)	27 (27.0)	40 (40.0)	0-0 (0.0)	2-2 (100.0)
2011-12	1-0-0 (1-0-0 in ANA)	2 (2.0)	1 (1.0)	29 (29.0)	32 (32.0)	0-3 (0.0)	2-2 (100.0)
2012-13	Did not play						
2013-14	2-0-0 (1-0-0 in ANA)	6 (3.0)	2 (1.0)	84 (42.0)	58 (29.0)	0-11 (0.0)	4-5 (100.0)
Totals	14-7-4 (7-3-3 in ANA)	62 (2.5)	56 (2.2)	678 (27.1)	780 (31.2)	13-90 (14.4)	84-100 (84.0)

OTTAWA SENATORS

ALL-TIME SERIES FAST FACTS

	Overall	@ Anaheim	@ Ottawa
All-Time Series:	14-7-4	7-3-3	7-4-1
Current Streak:	Four Anaheim wins	Two Anaheim wins	Four Anaheim wins
Last Win by Anaheim:	Oct. 25, 2013 (2-1)	Oct. 13, 2013 (4-1)	Oct. 25, 2013 (2-1)
Last Win by Ottawa:	Dec. 6, 2009 (4-3 SO)	Dec. 6, 2009 (4-3 SO)	Jan. 16, 2003 (3-1)
Last 10 games:	8-1-1	4-3-3	6-3-1
Overtime Record:	3-0-4	0-0-3	3-0-1
Longest Winning Streak:	Five games Mar. 13, 1994-Mar. 5, 1997	Three games Mar. 13, 1994-Mar. 5, 1997	Four games Jan. 19, 2006-present
Longest Losing Streak:	Five games Nov. 13, 1999-Jan. 16, 2003	Two games Jan. 12, 2000-Jan. 29, 2003	Three games Nov. 13, 1999-Jan. 16, 2003
Last Shutout by Anaheim:	None	None	None
Last Shutout by Ottawa:	Oct. 17, 2003 (3-0)	Oct. 17, 2003 (3-0)	None
Biggest Anaheim win:	Mar. 13, 1994 (5-1)	Mar. 13, 1994 (5-1)	Mar. 22, 1998 (5-2)
Biggest Ottawa win:	Three wins by three goals	Oct. 17, 2003 (3-0)	Two wins by three goals

ALL-TIME SERIES SUMMARY

Season	Series Results	GF	GA	SF	SA	Power Play	Penalty Killing
1993-94	2-0 (1-0-0 in ANA)	9 (4.5)	5 (2.5)	61 (30.5)	60 (30.0)	0-11 (0.0)	5-8 (62.5)
1994-95	Did not play						
1995-96	0-1-1 (0-1-0 in ANA)	4 (2.0)	6 (3.0)	40 (20.0)	66 (33.0)	1-10 (10.0)	9-11 (81.8)
1996-97	0-2-0 (0-1-0 in ANA)	3 (1.5)	7 (3.5)	39 (19.5)	67 (33.5)	1-5 (20.0)	4-6 (66.7)
1997-98	0-0-2 (0-0-1 in ANA)	5 (2.5)	5 (2.5)	55 (27.5)	62 (31.0)	1-9 (11.1)	6-8 (75.0)
1998-99	1-1-0 (1-0-0 in ANA)	6 (3.0)	8 (4.0)	46 (23.0)	64 (32.0)	4-13 (30.8)	11-16 (68.8)
1999-00	0-0-2-0 (0-0-1-0 in ANA)	6 (3.0)	6 (3.0)	52 (26.0)	81 (40.5)	2-6 (33.3)	5-8 (62.5)
2000-01	1-0-0-0 (0-0-0-0 in ANA)	4 (2.0)	3 (3.0)	23 (23.0)	32 (32.0)	1-3 (33.3)	0-3 (0.0)
2001-02	1-1-0-0 (1-0-0-0 in ANA)	6 (3.0)	6 (3.0)	47 (23.5)	55 (27.5)	1-6 (0.0)	6-7 (100.0)
2002-03	0-1-0-0 (0-1-0-0 in ANA)	0 (0.0)	1 (1.0)	28 (28.0)	25 (25.0)	0-7 (0.0)	4-5 (80.0)
2003-04	1-0-0-0 (1-0-0-0 in ANA)	4 (4.0)	3 (3.0)	29 (29.0)	35 (35.0)	1-8 (12.5)	4-4 (100.0)
2005-06	Did not play						
2006-07	0-1-0 (0-1-0 in ANA)	4 (4.0)	7 (7.0)	41 (41.0)	16 (16.0)	2-6 (33.3)	2-5 (40.0)
2007-08	0-1-0 (0-0-0 in ANA)	0 (0.0)	3 (3.0)	27 (27.0)	25 (25.0)	0-3 (0.0)	2-3 (66.7)
2008-09	0-0-1 (0-0-1 in ANA)	4 (4.0)	4 (4.0)	27 (27.0)	32 (32.0)	2-4 (50.0)	5-6 (83.3)
2009-10	1-0-0 (0-0-0 in ANA)	2 (2.0)	2 (2.0)	38 (33.0)	35 (35.0)	0-4 (0.0)	5-7 (71.4)
2010-11	2-0-0 (1-0-0 in ANA)	8 (4.0)	4 (2.0)	49 (24.5)	79 (39.5)	1-6 (16.7)	7-7 (100.0)
2011-12	0-0-1 (0-0-1 in ANA)	3 (3.0)	4 (4.0)	22 (22.0)	47 (47.0)	1-3 (33.3)	6-9 (66.7)
2012-13	Did not play						
2013-14	2-0-0 (1-0-0 in ANA)	8 (4.0)	5 (2.5)	65 (32.5)	58 (29.0)	0-3 (0.0)	5-7 (71.4)
Totals	11-8-7 (6-4-4 in ANA)	76 (2.9)	79 (3.0)	684 (26.3)	839 (32.3)	18-107 (16.8)	86-120 (71.7)

ALL-TIME SERIES FAST FACTS

	Overall	@ Anaheim	@ Philadelphia
All-Time Series:	11-8-7	6-4-4	5-4-3
Current Streak:	Two Anaheim wins	One Anaheim win	Three Anaheim wins
Last Win by Anaheim:	Jan. 30, 2014 (5-3)	Jan. 30, 2014 (5-3)	Oct. 29, 2013 (3-2)
Last Win by Philadelphia:	Dec. 2, 2011 (4-3 0/1)	Dec. 2, 2011 (4-3 0/1)	Feb. 2, 2008 (3-0)
Last 10 games:	6-2-2	5-2-3	4-4-2
Overtime Record:	3-0-7	1-0-4	2-0-3
Longest Winning Streak:	Three games Oct. 10, 2009-Dec. 31, 2010	One game, six times Last: Jan. 30, 2014 (5-3)	Three games Oct. 10, 2009-present
Longest Losing Streak:	Three games Nov. 15, 2006-Jan. 2, 2009	Two games, two times Last: Nov. 15, 2006-Jan. 2, 2009	Two games Mar. 21, 2002-Feb. 2, 2008
Last Shutout by Anaheim:	None	None	None
Last Shutout by Philadelphia:	Feb. 2, 2008 (3-0)	Jan. 3, 2003 (1-0)	Feb. 2, 2008 (3-0)
Biggest Anaheim win:	Two wins by three goals	Two wins by three goals	Five wins by one goal
Biggest Philadelphia win:	Four wins by three goals	Nov. 15, 2006 (7-4)	Three wins by three goals

ALL-TIME SERIES SUMMARY

Season	Series Results	GF	GA	SF	SA	Power Play	Penalty Killing
1993-94	0-1-1 (0-1-0 in ANA)	6 (3.0)	7 (3.5)	71 (35.5)	61 (30.5)	2-7 (28.6)	7-9 (77.7)
1994-95	Did not play						
1995-96	1-1-0 (1-0-0 in ANA)	8 (4.0)	8 (4.0)	56 (28.0)	74 (37.0)	1-11 (9.0)	8-12 (66.6)
1996-97	0-2-0 (0-1-0 in ANA)	6 (3.0)	12 (6.0)	58 (29.0)	56 (28.0)	2-7 (28.6)	8-11 (72.7)
1997-98	0-2-0 (0-1-0 in ANA)	2 (1.0)	8 (4.0)	55 (27.5)	40 (20.0)	1-12 (8.3)	8-9 (88.9)
1998-99	1-0-1 (1-0-0 in ANA)	9 (4.5)	7 (3.5)	64 (32.0)	83 (41.5)	4-9 (44.4)	9-11 (81.8)
1999-00	2-0-0-0 (1-0-0-0 in ANA)	9 (4.5)	2 (1.0)	67 (33.5)	45 (22.5)	3-11 (27.3)	7-7 (100.0)
2000-01	0-1-0-0 (0-0-0-0 in ANA)	2 (2.0)	3 (3.0)	25 (25.0)	27 (27.0)	0-3 (0.0)	3-4 (75.0)
2001-02	2-0-0-0 (1-0-0-0 in ANA)	8 (4.0)	4 (2.0)	48 (24.0)	74 (37.0)	2-9 (0.0)	7-8 (75.0)
2002-03	1-0-0-0 (1-0-0-0 in ANA)	5 (5.0)	0 (0.0)	47 (47.0)	19 (19.0)	1-5 (20.0)	3-3 (100.0)
2003-04	0-1-0-0 (0-0-0-0 in ANA)	1 (1.0)	2 (2.0)	27 (27.0)	28 (28.0)	0-3 (0.0)	2-3 (66.6)
2005-06	Did not play						
2006-07	1-0-0 (1-0-0 in ANA)	3 (3.0)	2 (2.0)	40 (40.0)	17 (17.0)	2-9 (22.2)	2-2 (100.0)
2007-08	0-1-0 (0-0-0 in ANA)	4 (4.0)	5 (5.0)	23 (23.0)	29 (29.0)	1-5 (20.0)	4-5 (80.0)
2008-09	0-1-0 (0-0-0 in ANA)	1 (1.0)	3 (3.0)	22 (22.0)	24 (24.0)	1-4 (25.0)	3-3 (100.0)
2009-10	0-2-0 (0-1-0 in ANA)	5 (2.5)	9 (4.5)	54 (27.0)	53 (26.5)	0-5 (0.0)	12-13 (92.3)
2010-11	1-0-0 (1-0-0 in ANA)	3 (3.0)	2 (2.0)	19 (19.0)	32 (32.0)	0-2 (0.0)	3-4 (75.0)
2011-12	1-0-0 (0-0-0 in ANA)	2 (2.0)	1 (1.0)	28 (28.0)	26 (26.0)	0-3 (0.0)	1-1 (100.0)
2012-13	Did not play						
2013-14	0-1-1 (0-0-1 in ANA)	3 (1.5)	5 (2.5)	59 (29.5)	44 (22.0)	0-4 (0.0)	5-6 (83.3)
Totals	10-13-3 (7-4-1 in ANA)	77 (3.0)	80 (3.1)	764 (29.4)	732 (28.2)	20-109 (18.3)	92-111 (82.9)

ALL-TIME SERIES FAST FACTS

	Overall	@ Anaheim	@ Pittsburgh
All-Time Series:	10-13-3	7-4-1	3-9-2
Current Streak:	Two Pittsburgh wins	One Pittsburgh win	One Pittsburgh win
Last Win by Anaheim:	Feb. 15, 2012 (2-1)	Nov. 5, 2010 (3-2)	Feb. 15, 2012 (2-1)
Last Win by Pittsburgh:	Mar. 7, 2014 (3-2 SO)	Mar. 7, 2014 (3-2 SO)	Nov. 18, 2013 (3-1)
Last 10 games:	3-6-1	6-3-1	3-6-1
Overtime Record:	2-0-3	2-0-1	0-0-2
Longest Winning Streak:	Three games, two times Last: Oct. 27, 1999-Dec. 15, 2002	Five games Jan. 18, 1999-Nov. 6, 2006	One game, three times Last: Feb. 15, 2012
Longest Losing Streak:	Four games, two times Last: Oct. 6, 2007-Nov. 16, 2009	Two games Dec. 11, 1996-Dec. 10, 1997	Four games Mar. 6, 2004-Nov. 16, 2009
Last Shutout by Anaheim:	Dec. 15, 2002 (5-0)	Dec. 15, 2002 (5-0)	None
Last Shutout by Pittsburgh:	Dec. 10, 1997 (3-0)	Dec. 10, 1997 (3-0)	None
Biggest Anaheim win:	Jan. 29, 2000 (7-1)	Dec. 15, 2002 (5-0)	Jan. 29, 2000 (7-1)
Biggest Pittsburgh win:	Dec. 11, 1996 (7-3)	Two wins by three goals	Dec. 11, 1996 (7-3)



ALL-TIME SERIES SUMMARY

Season	Series Results	GF	GA	SF	SA	Power Play	Penalty Killing
1993-94	0-6-0 (0-3-0 in ANA)	9 (1.5)	22 (3.6)	155 (25.8)	137 (22.8)	3:22 (13.6)	24:28 (85.7)
1994-95	4-1-0 (2-1-0 in ANA)	22 (4.4)	15 (3.0)	154 (30.8)	120 (24.0)	3:20 (15.0)	17:20 (85.0)
1995-96	4-1-0 (2-1-0 in ANA)	21 (4.2)	17 (3.4)	152 (30.4)	180 (36.0)	5:22 (22.7)	22:28 (78.6)
1996-97	3-1-1 (1-1-0 in ANA)	17 (3.4)	15 (3.0)	147 (29.4)	154 (30.8)	5:31 (16.1)	20:22 (90.9)
1997-98	0-6-0 (0-3-0 in ANA)	12 (2.0)	25 (4.1)	145 (24.1)	175 (29.1)	2:28 (7.1)	21:30 (70.0)
1998-99	3-1-2 (1-1-1 in ANA)	15 (2.5)	12 (2.0)	189 (31.5)	174 (29.0)	9:38 (23.7)	31:34 (91.2)
1999-00	4-1-0 (2-0-1 in ANA)	21 (3.5)	15 (2.5)	187 (31.2)	156 (26.0)	7:30 (23.3)	17:22 (77.3)
2000-01	1-3-0 (1-1-0-0 in ANA)	9 (1.8)	17 (3.4)	119 (23.8)	148 (29.6)	6:23 (16.1)	22:25 (88.0)
2001-02	1-4-0 (0-3-0-0 in ANA)	9 (1.8)	17 (3.4)	147 (29.4)	132 (26.4)	3:27 (11.1)	20:22 (90.9)
2002-03	3-2-0-0 (1-1-0-0 in ANA)	14 (2.8)	15 (3.0)	126 (25.2)	133 (26.6)	4:20 (20.0)	15:19 (78.9)
2003-04	2-4-0-0 (1-2-0-0 in ANA)	9 (1.5)	12 (2.0)	158 (26.3)	171 (28.5)	2:23 (8.7)	22:24 (91.7)
2005-06	4-3-1 (2-1-1 in ANA)	23 (2.9)	25 (3.1)	245 (30.6)	251 (31.4)	8:49 (16.3)	40:50 (80.0)
2006-07	5-2-1 (2-1-1 in ANA)	29 (3.6)	19 (2.4)	246 (30.8)	244 (30.5)	7:32 (21.9)	32:39 (82.1)
2007-08	5-2-1 (2-1-1 in ANA)	17 (2.1)	14 (1.8)	192 (24.0)	238 (29.8)	3:26 (11.5)	36:44 (81.8)
2008-09	2-4-0 (1-2-0 in ANA)	12 (2.0)	12 (2.0)	163 (27.2)	192 (32.0)	3:21 (14.3)	26:31 (83.9)
2009-10	1-5-0 (1-2-0 in ANA)	11 (1.8)	21 (3.5)	168 (28.0)	193 (32.2)	4:30 (13.3)	20:26 (76.9)
2010-11	3-3-0 (2-1-0 in ANA)	17 (2.8)	17 (2.8)	158 (26.3)	218 (36.3)	8:22 (36.4)	16:20 (80.0)
2011-12	5-1-0 (2-1-0 in ANA)	16 (2.7)	11 (1.8)	162 (27.0)	207 (34.5)	2:13 (5.4)	18:20 (90.0)
2012-13	2-2-1 (2-1-0 in ANA)	12 (2.4)	15 (3.0)	139 (27.8)	147 (29.4)	0:15 (0.0)	18:19 (94.7)
2013-14	2-2-1 (2-0-0 in ANA)	17 (3.4)	14 (2.8)	148 (29.6)	160 (32.0)	2:12 (6.7)	17:20 (85.0)
Totals	54-54-10 (27-27-5 in ANA)	312 (2.6)	330 (2.8)	3300 (28.0)	3530 (29.9)	86-504 (17.0)	454-543 (83.6)

SAN JOSE SHARKS

ALL-TIME SERIES FAST FACTS

	Overall	@ Anaheim	@ San Jose
All-Time Series:	54-54-10	27-27-5	27-27-5
Current Streak:	One Anaheim win	Two Anaheim wins	Three San Jose wins
Last Win by Anaheim:	Apr. 9, 2014 (5-2)	Apr. 9, 2014 (5-2)	Mar. 19, 2012 (5-3)
Last Win by San Jose:	Mar. 20, 2014 (3-2)	Mar. 25, 2013 (5-3)	Mar. 20, 2014 (3-2)
Last 10 games:	4-4-2	7-3-0	4-4-2
Overtime Record:	7-1-10	4-1-5	3-0-5
Longest Winning Streak:	Five games	Three games, two times	Six games
	Jan. 30, 2003-Dec. 10, 2003	Last: Mar. 28, 2012-Mar. 18, 2013	Dec. 26, 2006-Dec. 22, 2007
Longest Losing Streak:	Six games, three times	Five games	Five games
	Last: Apr. 5, 2009-Jan. 21, 2010	Apr. 8, 2001-Nov. 3, 2002	Dec. 17, 2009-Oct. 30, 2010
Last Shutout by Anaheim:	Oct. 14, 2011 (1-0)	Oct. 14, 2011 (1-0)	Dec. 18, 2007 (2-0)
Last Shutout by San Jose:	Mar. 27, 2013 (4-0)	Mar. 15, 2009 (1-0)	Mar. 27, 2013 (4-0)
Biggest Anaheim win:	Nov. 21, 2006 (5-0)	Nov. 21, 2006 (5-0)	Six wins by three goals
Biggest San Jose win:	Mar. 6, 1994 (6-0)	Mar. 6, 1994 (6-0)	Mar. 27, 2013 (4-0)

ALL-TIME SERIES SUMMARY

Season	Series Results	GF	GA	SF	SA	Power Play	Penalty Killing
1993-94	2-2-0 (1-1-0 in ANA)	10 (2.5)	11 (2.8)	154 (38.5)	151 (37.8)	1:17 (5.9)	17:20 (85.0)
1994-95	0-4-0 (0-2-0 in ANA)	10 (2.5)	22 (5.5)	103 (25.8)	131 (32.8)	5:16 (31.3)	8:13 (61.5)
1995-96	3-1-0 (2-0-0 in ANA)	16 (4.0)	6 (1.5)	110 (27.5)	138 (34.5)	6:26 (23.1)	23:26 (88.5)
1996-97	1-2-1 (0-1-1 in ANA)	12 (3.0)	12 (3.0)	94 (23.5)	135 (33.8)	4:13 (30.8)	13:16 (81.3)
1997-98	1-2-1 (0-2-0 in ANA)	12 (3.0)	16 (4.0)	98 (24.5)	104 (26.0)	5:19 (26.3)	14:15 (93.3)
1998-99	1-2-1 (0-2-0 in ANA)	8 (2.0)	11 (2.8)	107 (26.8)	131 (32.8)	2:18 (11.1)	9:12 (75.0)
1999-00	1-2-1-0 (1-1-0-0 in ANA)	9 (2.3)	12 (3.0)	111 (27.8)	126 (31.5)	3:19 (15.8)	9:12 (75.0)
2000-01	0-4-0-0 (0-2-0-0 in ANA)	5 (1.3)	15 (3.8)	90 (22.5)	151 (37.8)	3:25 (12.0)	17:23 (73.9)
2001-02	1-3-0-0 (0-2-0-0 in ANA)	7 (1.8)	9 (2.3)	76 (19.0)	89 (22.3)	1:20 (5.0)	13:13 (100.0)
2002-03	3-0-0-1 (2-0-0-0 in ANA)	13 (3.3)	10 (2.5)	89 (22.3)	121 (30.3)	7:17 (41.2)	13:16 (81.3)
2003-04	1-1-1-1 (1-0-1-0 in ANA)	8 (2.0)	9 (2.3)	101 (25.3)	116 (29.0)	2:12 (6.7)	6:9 (66.7)
2005-06	3-1-0 (2-0-0 in ANA)	18 (4.5)	14 (3.5)	138 (34.5)	121 (30.3)	5:24 (20.8)	22:29 (75.9)
2006-07	3-1-0 (1-1-0 in ANA)	12 (3.0)	13 (3.3)	126 (31.5)	100 (25.0)	7:19 (36.8)	19:22 (86.4)
2007-08	2-1-1 (2-0-0 in ANA)	9 (2.3)	7 (1.8)	108 (27.0)	110 (27.5)	1:17 (5.9)	11:13 (84.6)
2008-09	3-0-1 (2-0-0 in ANA)	15 (3.8)	10 (2.5)	120 (30.0)	118 (29.5)	5:11 (45.5)	15:21 (71.4)
2009-10	2-2-0 (1-1-0 in ANA)	11 (2.8)	16 (4.0)	118 (29.5)	123 (30.8)	0:14 (0.0)	10:14 (71.4)
2010-11	2-2-0 (2-0-0 in ANA)	13 (3.3)	19 (4.8)	87 (21.8)	141 (35.3)	4:15 (26.7)	15:21 (71.4)
2011-12	2-2-0 (2-0-0 in ANA)	11 (2.8)	12 (3.0)	93 (23.3)	119 (29.8)	2:13 (5.4)	9:11 (81.8)
2012-13	2-0-1 (1-0-0 in ANA)	10 (3.3)	9 (2.0)	73 (24.3)	83 (27.7)	1:10 (10.0)	4:8 (50.0)
2013-14	3-0-0 (1-0-0 in ANA)	9 (3.0)	4 (1.3)	63 (21.0)	82 (27.3)	2:8 (25.0)	11:12 (91.7)
Totals	36-32-10 (21-15-2 in ANA)	218 (2.8)	237 (3.0)	2059 (26.3)	2390 (32.6)	66-333 (19.8)	258-326 (79.1)

ST. LOUIS BLUES

ALL-TIME SERIES FAST FACTS

	Overall	@ Anaheim	@ St. Louis
All-Time Series:	36-32-10	21-15-2	15-17-8
Current Streak:	Three Anaheim wins	Seven Anaheim wins	Two Anaheim wins
Last Win by Anaheim:	Feb. 28, 2014 (1-0)	Feb. 28, 2014 (1-0)	Jan. 18, 2014 (3-2)
Last Win by St. Louis:	Mar. 16, 2013 (2-1)	Nov. 5, 2009 (5-0)	Mar. 16, 2013 (2-1)
Last 10 games:	7-2-1	9-1-0	4-5-1
Overtime Record:	7-0-10	2-0-2	5-0-8
Longest Winning Streak:	Three games, six times	Seven games	Three games
	Last: Dec. 7, 2013-present	Jan. 7, 2010-present	Dec. 31, 2005-Mar. 31, 2007
Longest Losing Streak:	Six games	Five games	Five games
	Jan. 24, 1994-Oct. 27, 1995	Feb. 21, 2000-Dec. 18, 2002	Apr. 9, 2010-Mar. 8, 2012
Last Shutout by Anaheim:	Feb. 28, 2014 (1-0)	Feb. 28, 2014 (1-0)	Oct. 9, 2006 (2-0)
Last Shutout by St. Louis:	Nov. 5, 2009 (5-0)	Nov. 5, 2009 (5-0)	Feb. 1, 2008 (1-0-0)
Biggest Anaheim win:	Mar. 22, 1996 (6-1)	Mar. 17, 1996 (5-1)	Mar. 22, 1996 (6-1)
Biggest St. Louis win:	Feb. 19, 2011 (9-3)	Two wins by five goals	Feb. 19, 2011 (9-3)

ALL-TIME SERIES SUMMARY

Season	Series Results	GF	GA	SF	SA	Power Play	Penalty Killing
1993-94	1-1-0 (1-1-0 in ANA)	6 (3.0)	5 (2.5)	60 (30.0)	55 (27.5)	0-13 (0.0)	8-10 (80.0)
1994-95	Did not play						
1995-96	0-1-1 (0-0-1 in ANA)	3 (1.5)	4 (2.0)	41 (20.5)	66 (33.0)	1-12 (8.3)	7-11 (63.6)
1996-97	1-1-0 (1-0-0 in ANA)	5 (2.5)	4 (2.0)	50 (25.0)	76 (38.0)	0-6 (0.0)	4-5 (80.0)
1997-98	2-0-0 (1-0-0 in ANA)	9 (4.5)	3 (1.5)	57 (28.5)	59 (29.5)	0-9 (0.0)	6-7 (85.7)
1998-99	2-0-0 (1-0-0 in ANA)	10 (5.0)	6 (3.0)	64 (32.0)	76 (38.0)	3-9 (33.3)	10-13 (76.9)
1999-00	1-1-0 (0-1-0 in ANA)	5 (2.5)	6 (3.0)	64 (32.0)	49 (24.5)	0-4 (0.0)	4-4 (100.0)
2000-01	1-0-0 (1-0-0 in ANA)	3 (3.0)	1 (1.0)	27 (27.0)	26 (26.0)	1-2 (50.0)	6-6 (100.0)
2001-02	0-2-0 (0-1-0 in ANA)	4 (2.0)	6 (3.0)	64 (32.0)	48 (24.0)	2-7 (28.5)	7-11 (63.6)
2002-03	0-1-0 (0-0-0 in ANA)	0 (0.0)	2 (2.0)	24 (24.0)	26 (26.0)	0-1 (0.0)	4-4 (100.0)
2003-04	1-0-0 (0-0-0 in ANA)	2 (2.0)	0 (0.0)	25 (25.0)	31 (31.0)	0-3 (0.0)	7-7 (100.0)
2005-06	1-0-0 (1-0-0 in ANA)	4 (4.0)	2 (2.0)	33 (33.0)	24 (24.0)	2-7 (28.6)	6-7 (85.7)
2006-07	1-0-0 (0-0-0 in ANA)	4 (4.0)	3 (3.0)	25 (25.0)	27 (27.0)	1-2 (50.0)	5-5 (100.0)
2007-08	Did not play						
2008-09	0-1-0 (0-1-0 in ANA)	3 (3.0)	4 (4.0)	32 (32.0)	19 (19.0)	1-4 (25.0)	2-3 (66.7)
2009-10	2-0-0 (1-0-0 in ANA)	5 (2.5)	4 (2.0)	59 (29.5)	55 (27.5)	4-9 (44.4)	5-6 (83.3)
2010-11	1-0-0 (1-0-0 in ANA)	3 (3.0)	2 (2.0)	30 (30.0)	34 (34.0)	1-5 (20.0)	3-4 (75.0)
2011-12	0-1-0 (0-0-0 in ANA)	2 (2.0)	3 (3.0)	30 (30.0)	16 (16.0)	0-2 (0.0)	1-2 (50.0)
2012-13	Did not play						
2013-14	1-1-0 (1-0-0 in ANA)	2 (1.0)	5 (2.5)	67 (33.5)	51 (25.5)	0-6 (0.0)	6-8 (75.0)
Totals	15-10-1 (8-4-1 in ANA)	70 (2.7)	60 (2.3)	752 (28.9)	738 (28.4)	16-101 (15.8)	91-113 (80.5)

ALL-TIME SERIES FAST FACTS

	Overall	@ Anaheim	@ Tampa Bay
All-Time Series:	15-10-1	8-4-1	7-6-0
Current Streak:	One Anaheim win	Three Anaheim wins	Two Tampa Bay wins
Last Win by Anaheim:	Nov. 22, 2013 (1-0 OT)	Nov. 22, 2013 (1-0 OT)	Jan. 29, 2010 (2-1 SO)
Last Win by Tampa Bay:	Nov. 14, 2013 (5-1)	Jan. 9, 2009 (4-3)	Nov. 14, 2013 (5-1)
Last 10 games:	7-3-0	7-3-0	6-4-0
Overtime Record:	4-0-1	3-0-1	1-0-0
Longest Winning Streak:	Five games Nov. 5, 1997-Oct. 15, 1999	Three games, two times Last: Nov. 19, 2009-present	Three games, two times Last: Dec. 29, 2003-Jan. 29, 2010
Longest Losing Streak:	Three games Oct. 14, 2001-Feb. 25, 2003	One game, four times Last: Jan. 9, 2009	Two games, three times Last: Feb. 21, 2012-present
Last Shutout by Anaheim:	Nov. 22, 2013 (1-0 OT)	Nov. 22, 2013 (1-0 OT)	Dec. 29, 2003 (2-0)
Last Shutout by Tampa Bay:	Feb. 25, 2003 (2-0)	None	Feb. 25, 2003 (2-0)
Biggest Anaheim win:	Three wins by three goals Nov. 14, 2013 (5-1)	Nov. 5, 1997 (5-2) Dec. 1, 1999 (4-2)	Two wins by three goals Nov. 14, 2013 (5-1)

ALL-TIME SERIES SUMMARY

Season	Series Results	GF	GA	SF	SA	Power Play	Penalty Killing
1993-94	2-1-1 (1-1-0 in ANA)	10 (2.5)	8 (2.0)	105 (26.3)	120 (30.0)	3-15 (20.0)	22-24 (91.6)
1994-95	1-2-1 (1-0-1 in ANA)	12 (3.0)	10 (2.5)	124 (31.0)	148 (37.0)	4-15 (26.6)	12-15 (80.0)
1995-96	0-2-1 (0-2-0 in ANA)	10 (2.5)	15 (3.8)	119 (29.8)	136 (34.0)	2-21 (9.5)	15-16 (93.8)
1996-97	2-2-0 (2-0-0 in ANA)	11 (2.8)	12 (3.0)	128 (32.0)	131 (32.8)	4-19 (21.0)	19-22 (86.4)
1997-98	0-2-2 (0-2-0 in ANA)	8 (2.0)	14 (3.5)	109 (27.3)	113 (28.3)	0-19 (0.0)	10-11 (90.9)
1998-99	0-1-0 (0-0-0 in ANA)	1 (1.0)	4 (4.0)	31 (31.0)	39 (39.0)	0-3 (0.0)	3-3 (100.0)
1999-00	1-0-0 (0-0-0 in ANA)	2 (2.0)	0 (0.0)	24 (24.0)	19 (19.0)	0-3 (0.0)	2-2 (100.0)
2000-01	0-1-0 (0-0-0 in ANA)	2 (2.0)	3 (3.0)	22 (22.0)	29 (29.0)	0-4 (0.0)	7-8 (87.5)
2001-02	0-1-0 (0-0-0 in ANA)	1 (1.0)	6 (6.0)	22 (22.0)	31 (31.0)	0-5 (0.0)	5-5 (100.0)
2002-03	0-1-0 (0-0-0 in ANA)	2 (2.0)	5 (5.0)	23 (23.0)	19 (19.0)	0-6 (0.0)	3-3 (100.0)
2003-04	1-0-0 (1-0-0 in ANA)	5 (5.0)	1 (1.0)	27 (27.0)	30 (30.0)	1-2 (50.0)	2-2 (100.0)
2005-06	0-1-0 (0-0-0 in ANA)	2 (2.0)	3 (3.0)	29 (29.0)	27 (27.0)	0-8 (0.0)	4-6 (66.7)
2006-07	Did not play						
2007-08	1-0-0 (1-0-0 in ANA)	5 (5.0)	0 (0.0)	24 (24.0)	28 (28.0)	2-4 (50.0)	6-6 (100.0)
2008-09	1-0-0 (0-0-0 in ANA)	2 (2.0)	2 (2.0)	21 (21.0)	38 (38.0)	0-1 (0.0)	4-4 (100.0)
2009-10	0-1-0 (0-1-0 in ANA)	3 (3.0)	6 (6.0)	28 (28.0)	39 (39.0)	0-1 (33.3)	5-10 (50.0)
2010-11	0-1-0 (0-0-0 in ANA)	2 (2.0)	5 (5.0)	28 (28.0)	39 (39.0)	0-2 (0.0)	2-2 (100.0)
2011-12	0-1-0 (0-1-0 in ANA)	2 (2.0)	5 (5.0)	28 (28.0)	28 (28.0)	1-2 (5.0)	3-4 (75.0)
2012-13	Did not play						
2013-14	0-2-0 (0-1-0 in ANA)	3 (1.5)	7 (3.5)	69 (34.5)	46 (23.0)	0-8 (0.0)	3-5 (60.0)
Totals	9-20-5 (6-8-1 in ANA)	83 (2.4)	106 (3.1)	961 (28.3)	1060 (31.2)	19-140 (13.6)	127-144 (88.2)

ALL-TIME SERIES FAST FACTS

	Overall	@ Anaheim	@ Toronto
All-Time Series:	9-20-5	6-8-1	3-12-4
Current Streak:	Five Toronto wins	Three Toronto wins	Two Toronto wins
Last Win by Anaheim:	Oct. 21, 2008 (3-2 SO)	Jan. 9, 2008 (5-0)	Oct. 21, 2008 (3-2 SO)
Last Win by Toronto:	Mar. 10, 2014 (3-1)	Mar. 10, 2014 (3-1)	Oct. 22, 2013 (4-2)
Last 10 games:	3-7-0	4-6-0	2-7-1
Overtime Record:	1-1-5	0-1-1	1-0-1
Longest Winning Streak:	Two games Jan. 9, 2008-Oct. 21, 2008	Two games, two times Nov. 12, 2003-Jan. 9, 2008	One game, three times Last: Oct. 21, 2008
Longest Losing Streak:	Five games Oct. 26, 2009-present	Three games Oct. 26, 2009-present	Three games, two times Last: Mar. 14, 2001-Dec. 12, 2005
Last Shutout by Anaheim:	Jan. 9, 2008 (5-0)	Jan. 9, 2008 (5-0)	Nov. 9, 1999 (2-0)
Last Shutout by Toronto:	None	None	None
Biggest Anaheim win:	Two wins by five goals Oct. 8, 2001 (6-1)	Two wins by five goals Four wins by three goals	Nov. 9, 1999 (2-0) Oct. 8, 2001 (6-1)



ALL-TIME SERIES SUMMARY

Season	Series Results	GF	GA	SF	SA	Power Play	Penalty Killing
1993-94	3-3-0 (1-2-0 in ANA)	18 (3.0)	13 (2.2)	173 (28.3)	186 (31.0)	3-27 (11.1)	17-20 (85.0)
1994-95	0-4-1 (0-1-1 in ANA)	7 (1.4)	21 (4.2)	142 (28.4)	174 (34.8)	0-26 (0.0)	14-21 (66.6)
1995-96	2-3-0 (1-2-0 in ANA)	10 (2.0)	17 (3.4)	154 (30.8)	149 (29.8)	1-22 (4.5)	15-16 (93.8)
1996-97	2-4-0 (1-2-0 in ANA)	17 (2.8)	24 (4.0)	180 (30.0)	205 (34.2)	8-33 (24.2)	19-24 (79.2)
1997-98	2-2-1 (1-0-1 in ANA)	13 (2.6)	15 (3.0)	151 (30.2)	134 (26.8)	3-23 (13.0)	24-30 (80.0)
1998-99	1-1-2 (0-0-2 in ANA)	15 (3.8)	14 (3.5)	127 (31.8)	120 (30.0)	7-19 (36.8)	15-18 (83.3)
1999-00	0-2-2-0 (0-0-2-0 in ANA)	8 (2.0)	17 (4.3)	104 (26.0)	101 (25.3)	6-16 (37.5)	8-10 (80.0)
2000-01	1-2-1-0 (1-1-0-1 in ANA)	7 (1.8)	14 (3.5)	109 (27.3)	132 (33.0)	4-23 (17.4)	11-15 (73.3)
2001-02	1-2-0-1 (1-0-0-1 in ANA)	6 (1.5)	9 (2.3)	91 (22.8)	130 (32.5)	1-16 (6.3)	20-23 (86.9)
2002-03	1-1-2-0 (1-0-1-0 in ANA)	10 (2.5)	12 (3.0)	89 (22.3)	129 (32.3)	4-15 (26.7)	21-23 (91.3)
2003-04	2-2-0-0 (0-2-0-0 in ANA)	7 (2.0)	9 (2.3)	133 (33.3)	128 (32.0)	0-8 (0.0)	12-12 (100.0)
2005-06	3-1-0 (1-1-0 in ANA)	15 (3.8)	8 (2.0)	111 (27.8)	127 (31.8)	6-24 (25.0)	23-27 (85.2)
2006-07	3-0-1 (1-0-1 in ANA)	14 (3.5)	6 (1.5)	121 (30.3)	101 (25.3)	4-25 (16.0)	16-18 (88.9)
2007-08	1-3-0 (1-1-0 in ANA)	7 (1.8)	10 (2.5)	114 (28.5)	106 (26.5)	1-10 (10.0)	19-23 (82.6)
2008-09	2-1-1 (1-0-1 in ANA)	18 (4.5)	18 (4.5)	137 (34.3)	120 (30.0)	6-21 (28.6)	17-22 (77.3)
2009-10	2-1-1 (1-0-1 in ANA)	15 (3.8)	12 (3.0)	133 (33.3)	138 (34.5)	6-18 (33.3)	13-15 (86.7)
2010-11	2-1-1 (1-1-0 in ANA)	12 (3.0)	13 (3.3)	102 (25.5)	133 (33.3)	4-15 (26.7)	8-14 (57.1)
2011-12	2-1-1 (1-1-0 in ANA)	14 (3.5)	14 (3.5)	111 (27.8)	134 (33.5)	4-17 (23.5)	12-14 (85.7)
2012-13	2-1-0 (0-1-0 in ANA)	10 (3.3)	9 (3.0)	86 (28.7)	92 (30.7)	4-8 (50.0)	11-17 (64.7)
2013-14	5-0-0 (3-0-0 in ANA)	24 (4.8)	6 (1.2)	160 (32.0)	138 (27.6)	8-22 (36.4)	11-14 (78.6)
Totals	37-35-15 (17-15-11 in ANA)	247 (2.8)	259 (3.0)	2528 (29.1)	2677 (30.8)	80-388 (20.6)	306-376 (81.4)

VANCOUVER CANUCKS

ALL-TIME SERIES FAST FACTS

	Overall	@ Anaheim	@ Vancouver
All-Time Series:	37-35-15	17-15-11	20-20-4
Current Streak:	Six Anaheim wins	Three Anaheim wins	Four Anaheim wins
Last Win by Anaheim:	Apr. 7, 2014 (3-0)	Jan. 15, 2014 (9-1)	Apr. 7, 2014 (3-0)
Last Win by Vancouver:	Jan. 25, 2013 (5-0)	Jan. 25, 2013 (5-0)	Apr. 3, 2012 (5-4 SO)
Last 10 games:	8-1-1	6-3-1	7-0-3
Overtime Record:	3-0-15	1-0-11	2-0-4
Longest Winning Streak:	Six games	Three games	Six games
	Apr. 25, 2013-present	Nov. 10, 2013-present	Jan. 17, 2004-Nov. 30, 2006
Longest Losing Streak:	Six games	Three games	Three games, four times
	Mar. 11, 1995-Dec. 22, 1995	Apr. 15, 1995-Dec. 22, 1995	Last: Nov. 27, 2007-Dec. 22, 2008
Last Shutout by Anaheim:	Apr. 7, 2014 (3-0)	Apr. 8, 1996 (2-0)	Apr. 7, 2014 (3-0)
Last Shutout by Vancouver:	Jan. 25, 2013 (5-0)	Jan. 25, 2013 (5-0)	Nov. 27, 2007 (4-0)
Biggest Anaheim win:	Jan. 15, 2014 (9-1)	Jan. 15, 2014 (9-1)	Nov. 9, 2006 (6-0)
Biggest Vancouver win:	Mar. 24, 2000 (8-1)	Five wins by five goals	Mar. 24, 2000 (8-1)

ALL-TIME SERIES SUMMARY

Season	Series Results	GF	GA	SF	SA	Power Play	Penalty Killing
1993-94	0-2-0 (0-1-0 in ANA)	2 (1.0)	8 (4.0)	53 (26.5)	65 (32.5)	0-7 (0.0)	4-5 (80.0)
1994-95	Did not play						
1995-96	1-0-1 (0-0-1 in ANA)	4 (2.0)	3 (1.5)	41 (20.5)	73 (36.5)	0-9 (0.0)	8-9 (88.8)
1996-97	2-0-0 (1-0-0 in ANA)	9 (4.5)	5 (2.5)	59 (29.5)	62 (31.0)	2-10 (20.0)	7-8 (87.5)
1997-98	1-1-0 (1-0-0 in ANA)	8 (4.0)	7 (3.5)	73 (36.5)	57 (28.5)	2-7 (28.6)	5-8 (62.5)
1998-99	1-1-0 (1-0-0 in ANA)	1 (0.5)	1 (0.5)	53 (26.5)	65 (32.5)	1-10 (100.0)	7-8 (87.5)
1999-00	2-0-0-0 (1-0-0-0 in ANA)	12 (6.0)	3 (1.5)	51 (25.5)	59 (29.5)	0-6 (0.0)	4-5 (80.0)
2000-01	1-1-0-0 (0-1-0-0 in ANA)	5 (2.5)	4 (2.0)	51 (25.5)	59 (29.5)	0-6 (0.0)	8-9 (88.9)
2001-02	1-1-0-0 (1-0-0-0 in ANA)	3 (1.5)	5 (2.5)	57 (28.5)	61 (30.5)	1-10 (100.0)	9-11 (81.8)
2002-03	1-0-0-0 (1-0-0-0 in ANA)	3 (3.0)	0 (0.0)	30 (30.0)	26 (26.0)	1-5 (20.0)	7-7 (100.0)
2003-04	1-0-0-0 (0-0-0-0 in ANA)	4 (4.0)	2 (2.0)	31 (31.0)	25 (25.0)	1-1 (100.0)	6-7 (85.7)
2005-06	0-0-1 (0-0-1 in ANA)	2 (2.0)	3 (3.0)	34 (34.0)	26 (26.0)	0-3 (0.0)	2-2 (100.0)
2006-07	1-0-0 (0-0-0 in ANA)	6 (6.0)	1 (1.0)	34 (34.0)	27 (27.0)	0-3 (0.0)	6-7 (85.7)
2007-08	Did not play						
2008-09	0-1-0 (0-1-0 in ANA)	4 (4.0)	6 (6.0)	32 (32.0)	33 (33.0)	1-5 (20.0)	5-8 (62.5)
2009-10	0-1-0 (0-0-0 in ANA)	1 (1.0)	5 (5.0)	31 (31.0)	49 (49.0)	0-2 (0.0)	4-5 (80.0)
2010-11	1-1-0 (0-1-0 in ANA)	8 (4.0)	8 (4.0)	45 (22.5)	63 (31.5)	2-4 (50.0)	4-4 (100.0)
2011-12	0-0-1 (0-0-0 in ANA)	4 (4.0)	5 (5.0)	15 (15.0)	40 (40.0)	1-1 (100.0)	3-3 (100.0)
2012-13	Did not play						
2013-14	1-1-0 (0-1-0 in ANA)	5 (2.5)	5 (2.5)	74 (37.0)	49 (24.5)	0-9 (0.0)	5-8 (62.5)
Totals	14-10-3 (6-5-2 in ANA)	81 (3.0)	71 (2.6)	764 (28.3)	839 (31.0)	12-98 (12.2)	94-114 (82.5)

WASHINGTON CAPITALS

ALL-TIME SERIES FAST FACTS

	Overall	@ Anaheim	@ Washington
All-Time Series:	14-10-3	6-5-2	8-5-1
Current Streak:	One Washington win	Four Washington wins	One Anaheim win
Last Win by Anaheim:	Dec. 23, 2013 (3-2)	Dec. 11, 2002 (3-0)	Dec. 23, 2013 (3-2)
Last Win by Washington:	Mar. 18, 2014 (3-2)	Mar. 18, 2014 (3-2)	Nov. 1, 2011 (5-4 OT)
Last 10 games:	4-4-2	5-4-1	6-3-1
Overtime Record:	1-0-3	0-0-2	1-0-0
Longest Winning Streak:	Four games	Four games	Two games, three times
	Mar. 19, 1996-Dec. 12, 1997	Dec. 13, 1996-Oct. 19, 1999	Last: Jan. 13, 2005-Dec. 8, 2006
Longest Losing Streak:	Two games, three times	Four games	Two games
	Last: Feb. 16, 2011-Nov. 1, 2011	Jan. 13, 2006-present	Jan. 1, 1998-Oct. 10, 1998
Last Shutout by Anaheim:	Dec. 11, 2002 (3-0)	Dec. 11, 2002 (3-0)	Mar. 13, 2001 (2-0)
Last Shutout by Washington:	Oct. 10, 1998 (1-0)	Dec. 30, 1993 (3-0)	Oct. 10, 1998 (1-0)
Biggest Anaheim win:	Oct. 19, 1999 (7-1)	Two wins by three goals	Oct. 19, 1999 (7-1)
Biggest Washington win:	Jan. 27, 2010 (5-1)	Dec. 30, 1993 (3-0)	Jan. 27, 2010 (5-1)

ALL-TIME SERIES SUMMARY

Season	Series Results	GF	GA	SF	SA	Power Play	Penalty Killing
1999-00	1-0-0 (1-0-0 in ANA)	4 (4.0)	1 (1.0)	36 (36.0)	28 (28.0)	1-4 (25.0)	3-3 (100.0)
2000-01	1-1-0 (0-1-0 in ANA)	7 (3.5)	6 (3.0)	59 (29.5)	72 (36.0)	4-8 (50.0)	6-8 (75.0)
2001-02	2-0-0 (1-0-0 in ANA)	9 (4.5)	1 (1.0)	74 (37.0)	46 (23.0)	1-9 (11.1)	6-6 (100.0)
2002-03	1-1-0 (0-1-0 in ANA)	6 (3.0)	5 (2.5)	63 (31.5)	53 (26.5)	1-5 (20.0)	6-8 (75.0)
2003-04	0-1-0 (0-0-0 in ANA)	2 (2.0)	6 (6.0)	37 (37.0)	37 (37.0)	0-3 (0.0)	3-4 (75.0)
2005-06	1-0-0 (1-0-0 in ANA)	2 (2.0)	1 (1.0)	28 (28.0)	21 (21.0)	1-4 (25.0)	4-4 (100.0)
2006-07	1-0-0 (0-0-0 in ANA)	2 (2.0)	1 (1.0)	32 (32.0)	35 (35.0)	1-5 (20.0)	6-7 (85.7)
2007-08	Did not play						
2008-09	0-1-0 (0-1-0 in ANA)	4 (4.0)	8 (8.0)	35 (35.0)	43 (43.0)	0-3 (0.0)	4-6 (66.7)
2009-10	0-1-0 (0-0-0 in ANA)	1 (1.0)	2 (2.0)	35 (35.0)	34 (34.0)	0-4 (0.0)	3-4 (75.0)
2010-11	0-0-1 (0-0-1 in ANA)	4 (4.0)	4 (4.0)	41 (41.0)	33 (33.0)	3-7 (42.9)	1-4 (25.0)
2011-12	0-1-0 (0-0-0 in ANA)	3 (3.0)	5 (5.0)	36 (36.0)	31 (31.0)	1-4 (25.0)	1-2 (50.0)
2012-13	Did not play						
2013-14	2-1-0 (1-1-0 in ANA)	10 (3.3)	9 (3.0)	112 (37.3)	75 (25.0)	2-9 (22.2)	6-8 (75.0)
Totals	9-7-1 (4-4-1 in ANA)	54 (3.2)	49 (2.9)	588 (34.6)	508 (29.9)	15-65 (23.1)	49-64 (76.6)

ALL-TIME SERIES FAST FACTS

	Overall	@ Anaheim	@ Winnipeg/Atlanta
All-Time Series:	9-7-1	4-4-1	5-3-0
Current Streak:	One Anaheim win	One Anaheim win	One Anaheim win
Last Win by Anaheim:	Mar. 31, 2014 (5-4 OT)	Mar. 31, 2014 (5-4 OT)	Oct. 6, 2013 (3-2)
Last Win by Winnipeg:	Jan. 21, 2014 (3-2)	Jan. 21, 2014 (3-2)	Dec. 17, 2011 (5-3)
Last 10 games:	4-5-1	4-4-1	5-3-0
Overtime Record:	1-0-1	1-0-1	None
Longest Winning Streak:	Four games Jan. 17, 2001-Nov. 17, 2002	One game, four times Last: Mar. 31, 2014	Three games Jan. 17, 2001-Nov. 17, 2002
Longest Losing Streak:	Four games Feb. 15, 2009-Dec. 17, 2011	Three games Feb. 15, 2009-Oct. 15, 2010	Two games Jan. 26, 2010-Dec. 17, 2011
Last Shutout by Anaheim:	Nov. 14, 2001 (5-0)	Nov. 14, 2001 (5-0)	None
Last Shutout by Winnipeg:	None	None	None
Biggest Anaheim win:	Nov. 14, 2001 (5-0)	Nov. 14, 2001 (5-0)	Nov. 17, 2002 (5-1)
Biggest Winnipeg win:	Two wins by four goals	Feb. 15, 2009 (8-4)	Dec. 5, 2003 (6-2)



2014-15 ANAHEIM DUCKS SEASON SCHEDULE

SEPTEMBER

SUN	MON	TUE	WED	THU	FRI	SAT
	1	2	3	4	5	6
7	8	9	10	11	12	13
14	15	16	17	18	19	20
21	22 SS* @COL 6:00 COL 7:00	23 ARI 7:00	24	25 @LA 7:30	26	27 @SJ 5:00
28 P LA 5:00	29	30	*SPLIT SQUAD			

NOVEMBER

SUN	MON	TUE	WED	THU	FRI	SAT
						1
2 P COL 5:00	3	4	5 W NYI 7:30	6	7 P ARI 7:00	8
9 P VAN 5:00	10	11	12 N LA 7:30	13	14	15 P LA 1:00
16 P FLA 5:00	17	18 P CGY 6:00	19	20 K VAN 7:00	21	22
23 W ARI 5:00	24	25 P CGY 7:00	26	27	28 P CHI 1:00	29 K SJ 7:30
30						

JANUARY

SUN	MON	TUE	WED	THU	FRI	SAT
				1	2 P STL 7:00	3
4 P NSH 5:00	5	6	7 N NYR 7:30	8	9	10
11 P WPG 6:00	12	13	14 K TOR 7:00	15	16 W NJ 7:00	17 K LA 7:00
18	19	20	21 P CGY 7:00	22	23	24
25	26	27 P VAN 7:00	28	29 N SJ 7:00	30 P CHI 7:00	31

MARCH

SUN	MON	TUE	WED	THU	FRI	SAT
1 N DAL 5:00	2	3 P ARI 6:00	4 W MTL 7:00	5	6 P PIT 7:00	7
8	9 W VAN 7:00	10	11 W GGY 6:30	12	13 W MIN 5:00	14
15 P NSH 5:00	16	17	18 N LA 7:30	19	20 W COL 7:00	21
22 N NYR 4:30	23	24 P CBJ 7:00	25	26 P BOS 4:00	27	28 P NYT 10:00A
29 W NJ 4:00	30	31				

OCTOBER

SUN	MON	TUE	WED	THU	FRI	SAT
			1	2	3	4 P SJ 7:00
5	6	7	8	9 P PIT 4:00	10	11 P DET 4:00
12	13 P BUF 12:00	14 P PHI 4:00	15	16	17 P MIN 7:00	18
19 P STL 5:00	20	21	22 P BUF 7:30	23	24 P CBJ 7:00	25
26 P SJ 5:00	27	28 P CHI 5:30	29	30 P STL 5:00	31 W DAL 5:30	

DECEMBER

SUN	MON	TUE	WED	THU	FRI	SAT
	1 W BOS 7:00	2	3 W PHI 7:30	4	5 P MIN 5:00	6
7 P WPG 12:00	8	9	10 W EDM 7:00	11	12 P EDM 6:30	13 W WPG 4:00
14	15	16 P TOR 4:30	17	18 P MTL 4:30	19 W OTT 4:30	20
21	22 P SJ 7:00	23	24	25	26	27 P ARI 5:00
28 P VAN 5:00	29	30	31 W SJ 5:00			

FEBRUARY

SUN	MON	TUE	WED	THU	FRI	SAT
1	2	3 P CAR 7:00	4	5 P NSH 5:00	6 P WSH 4:00	7
8 P TB 2:00	9	10 P FLA 4:30	11	12 P CAR 4:00	13	14
15 P WSH 5:00	16	17	18 P TB 7:00	19	20 P CGY 6:00	21 W EDM 4:00
22	23 W DET 7:00	24	25 W OTT 7:00	26	27 P LA 7:00	28

APRIL

SUN	MON	TUE	WED	THU	FRI	SAT
			1 W EDM 7:00	2	3 P COL 7:00	4
5	6	7	8 N DAL 7:30	9	10	11 W ARI 6:00

PRESEASON
 HOME
 AWAY


All game times are Pacific. Dates and times are subject to change. Visit AnaheimDucks.com for latest information.

KEY	P - Prime Ticket	W - FS West		
	K - KCOP - TV	N - NBC Sports		AM 830



AM 830

HOME OF DUCKS HOCKEY



Fit for animal lovers



Fit for metalheads



Fit for stargazers



Fit for tailgaters



Fit for party people



Fit for tuners



Fit for hockey fans



Fit for you

Introducing the all-new, versatile 2015 Honda Fit.



Official Vehicle of the NHL.*

EX-L model shown. Carrying too much cargo or improperly storing it can affect the handling, stability and operation of this vehicle. Follow applicable load limits and loading guidelines. Moonroof standard on EX and EX-L models. ©2014 American Honda Motor Co., Inc. NHL and the NHL Shield are registered trademarks of the National Hockey League. ©NHL 2014. All Rights Reserved.