

1970 *BUFFALO* 2010



2010 BUFFALO SABRES MEDIA GUIDE

FORTIETH ANNIVERSARY EDITION

make every day a power play.



healthy changes
everything.™



BlueCross BlueShield
of Western New York

proud sponsor (and fan!) of the Sabres.

www.bcbswny.com

A division of HealthNow New York, Inc., an independent Licensee of the BlueCross BlueShield Association. BlueCross, BlueShield and the Cross and Shield symbols are registered trademarks of the BlueCross BlueShield Association.



SABRES PERSONNEL

2010 NHL Entry Draft Selections.....	91
Adams, Kevyn.....	17
Christiano, Jon.....	19
Corsi, Jim.....	17
Devine, Kevin.....	18
DiPofi, Daniel.....	11
Golisano, B. Thomas.....	7
Jakubowski, Mark.....	20
Macre, Tim.....	20
McCutcheon, Brian.....	16
McKenney, Doug.....	18
Patrick, James.....	16
Player Profiles.....	30-90
Public Relations Department.....	28
Quinn, Lawrence.....	9
Regier, Darcy.....	12
Ruff, Lindy.....	14
Sabres Directory.....	5
Sabres Staff.....	23
Schranz, Scott.....	20
Scouting Department.....	22
Smith, Corey.....	20
Trainers & Equipment.....	21

2009-2010 SEASON

Game Highs/Lows.....	114
Individual Game-by-Game Statistics.....	108
Individual Milestones.....	113
Individual Scoring Breakdown.....	102
Individual Statistics.....	101
Injury Report.....	119
NHL Awards.....	96
NHL Leaders.....	96
NHL Standings.....	95
Real-Time Stat Leaders.....	104
Regular Season Scores.....	100
Sabres vs. NHL.....	120-148
Shootout Summary.....	106
Stanley Cup Playoff Review.....	95
Team Situational Stats.....	105
Team Records.....	105
The Last Time.....	116
Transactions.....	118

THE RECORD BOOK

1-0 Games.....	188
All-Time Goaltending Statistics.....	214
All-Time Home/Away Records.....	163
All-Time Individual Scoring.....	206
All-Time PP & PK Statistics.....	215
All-Time Records vs. NHL.....	164
Career Leaders.....	194
Empty Net Goals.....	189
Hat Tricks.....	175
Individual Records.....	203

THE MEDIA GUIDE

Executive Editor.....	Michael Gilbert
Editor.....	Kevin Snow
Contributing Editors.....	Chris Bandura & Ian Ott

THE RECORD BOOK

Last 10 Games vs.....	165
Opponent Records.....	202
Penalty Shots.....	190
Record by Day/Month.....	167
Regular-Season Overtime Goals.....	171
Sabres Streaks.....	168
Sabres Year-by-Year Records.....	158
Season Openers.....	169
Shutouts.....	182
Single-Season Leaders.....	197
Team Game Records.....	200
Yearly Goaltender Won-Lost Records.....	196
Yearly Leaders.....	192
Year-by-Year Results & Statistics.....	150-162
Year-by-Year Records.....	170

THE PLAYOFFS

All-Time Individual Scoring.....	217
All-Time Individual Goaltending.....	219
All-Time Results.....	220
All-Time Sabres Individual Records.....	233
Career Leaders.....	231
Hat Tricks.....	229
Opponent Playoff Leaders.....	237
Overtime Games.....	228
Shutouts.....	229
Team Records.....	235

SABRES HISTORY

All-Time Attendance.....	252
All-Time Sabres Captains.....	247
All-Time Sabres Coaches.....	247
All-Time Uniform Numbers.....	239
Draft Selections.....	253
Honors & Awards.....	248
Hockey Hall of Fame.....	245
Major Transactions.....	264
Retired Numbers.....	242
Sabres Hall of Fame.....	245
Sabres Firsts.....	246

PORTLAND PIRATES

Team Information.....	272-284
-----------------------	---------

MISCELLANEOUS

2010-11 Buffalo Sabres Schedule.....	296
History of the Buffalo Sabres.....	287
History of the Uniform.....	290
HSBC Arena.....	292
Key Dates for 2010-11.....	294
Media Information.....	293
Radio/TV Information.....	286
Ticket Information.....	295

Photos.....	NHLI via Getty Images, Bill Wippert, Ron Moscati, Bob Shaver
Publication Design.....	Frank Cravotta & Vicki Sitek
Special Thanks.....	Elias Sports Bureau

SABRES PERSONNEL

1970



2010

2010-2011 BUFFALO SABRES

Media Guide



Buffalo Sabres

Hockey Western New York, LLC
One Seymour H Knox III Plaza
Buffalo, NY 14203

Executive Office: 716.855.4100
Ticket Office: 1.888.GO.SABRES
The Sabres Store: 716.855.4140
Website: www.SABRES.com

Buffalo Sabres Club Directory

EXECUTIVES

Owner: B. Thomas Golisano
Managing Partner/ Minority Owner: Lawrence Quinn
Chief Operating Officer/Minority Owner: Daniel DiPofi

HOCKEY DEPARTMENT

General Manager: Darcy Regier
Director of Amateur Scouting: Kevin Devine
Director of Pro Scouting: Jon Christiano
Pro Scout/Player Development: Dennis Miller
Amateur Scouts: Bo Berglund, Nik Fattey, Iouri Khmylev, Al MacAdam, Paul Merritt, Craig Benning, Kim Gellert, Eric Weissman
Director of Amateur Scouting Operations: Scott Schranz
Assistant Director of Hockey Analytics: Ryan Vinz
Graduate Assistant - Hockey Analytics: Graham Beamish
Assistant to the General Manager: Mark Jakubowski
Coordinator of Hockey Operations: Michael Bermingham

COACHING STAFF

Head Coach: Lindy Ruff
Associate Coach: Brian McCutcheon
Assistant Coach: James Patrick
Player Development Coach: Kevyn Adams
Strength & Conditioning Coach: Doug McKenney
Goaltender Coach: Jim Corsi
Administrative Assistant Coach: Corey Smith
Athletic Trainer: Tim Macre
Equipment Manager: Rip Simonick, Dave Williams
Assistant Equipment Manager: George Babcock
Massage Therapist: Chuck Garlow

MEDICAL STAFF

Medical Director: Les Bisson, M.D.
Team Physicians: Nicholas Aquino, M.D., William Hartrich, M.D., Mark Feinberg, M.D.
Oral Surgeon: Steven Jensen, DDS
Team Dentist: David Croglio, DDS
Team Doctor Emeritus: John L. Butsch, M.D.

LEGAL AFFAIRS

Director of Legal Affairs & Human Resources: Dave Zyga

FINANCE & ADMINISTRATION

Director of Finance & Administration: Chuck LaMattina
Accounting Manager: Christine Ivansitz
Payroll & Human Resource Manager: Birgid Haensel
Accounts Payable Clerk: Kim Binkley
Executive Assistant: Nadine Leone
IT Systems Engineer: Matt Klee

SALES & BUSINESS DEVELOPMENT

VP Sales & Business Development: John Livsey
Director of Corporate Sales: Joe Foy
Director of Corporate Fulfillment: Rob Nugent
Director of Sales/Marketing-Rochester: Gary Muxworthy
Corporate Fulfillment Coordinator: Chad Buck

PUBLIC & COMMUNITY RELATIONS

Director of Public Relations: Michael Gilbert
Manager of Publications & Hockey Information: Kevin Snow
Manager of Community Development: Rich Jureller
Coordinator of Media Relations: Chris Bandura
Community Relations Coordinator: Teresa Belbas
Mascot Coordinator: Ed Grudzinski
Graduate Assistant: Ian Ott
Team Photographer: Bill Wippert
Director of Youth Hockey Department: Grant Ledyard
Director of Alumni Relations: Larry Playfair
Corporate & Community Relations Liaison: Gilbert Perreault
Mascot: Sabretooth

MARKETING

Director of Marketing: Rob Kopacz
Director of Game Presentation: Jenifer Dunford
Database Marketing Manager: Tom Matheny
Promotions Coordinator: Jacqueline Tollar
Game Presentation Coordinator: Joseph Magiera
Website Manager: Scott Miner
Website Content Coordinator: Erin Pollina
Director of Creative Services: Frank Cravotta
Graphic Artist: Vicki Sitek

BROADCAST/PRODUCTION

Director of Broadcasting: Chrisanne Bellas
TV Producer: Joe Pinter
TV Director: Matt Gould
Lead Feature Editor: Drew Boeing
Photographer/Editor: Mark Blaszak
Production Assistant: Jason Wiese
Scoreboard Director/Editor: Jeff Hill

BROADCAST TEAM:

Play-by-Play: Rick Jeanneret
Commentator: Harry Neale
Studio Host: Kevin Sylvester
Analysts: Mike Robitaille, Rob Ray

TICKET SALES & OPERATIONS

Director of Ticket Operations & Services: John Sinclair
Account Services Manager: Michael Tout
Box Office Manager: Marty Maloney
Box Office Coordinator: Gretchen Knott, Paul Barker
Account Services Representatives: Roxanne Anderson, Melissa Rugg
Kevin Kennedy, Jessica Kindron
Special Consultant: Joe Crozier
Coordinator of Suite Services: Michelle Mitchell

MERCHANDISE

Director of Merchandise: Mike Kaminska
Merchandise Manager-Inventory Control: Glenn Barker
Merchandise Manager-Event Sales: Jeff Smith
Store Manager: Alec Moslow



HSBC ARENA

Director of Arena Operations:	Stan Makowski, Jr.
Director of Arena Services:	Thomas Ahern
Director of Event Booking:	Jennifer Van Rysdam
Arena Marketing Manager:	Tracey Penner
Director of Amateur Athletics:	Kevin Sylvester
Event Managers:	Robert Neumann, Beth Guilliani Gatto
Operations Assistant:	Christine Porto
Manager Of Technical Communications:	Mike Queeno, Ray Riel
Chief Engineer:	Bruce Johnson
Assistant Chief Engineer:	Richard Arcangel III
Maintenance Crew:	Michael Destino, Rashad Dukes Brian Gruenauer
Building Services Manager:	Dennis Hooper
Utility Crew Foreman:	Pete Cicero
Utility Crew:	Jason Sattleberg
Housekeeping Supervisor:	Rodney Bailey
Housekeeping:	Ron Hudson
Security Manager:	Marc Brenner
Security Officers:	James McDuffie, Amanda Szulist, Joseph Mejak, Jose Ortiz

GENERAL INFORMATION

Ticket Information:	1-888-GO-SABRES
Home Ice:	HSBC Arena
Capacity:	18,690



Buffalo Sabres Owner

B. Thomas GOLISANO

2003 Ownership established

As Sabres fans celebrate the franchise's 40th anniversary season, they likely still haven't forgotten the memories of 2002-03 when the possibility loomed of the team being sold and relocated. While it seems almost unfathomable now, the bankrupt Sabres of that forgettable season were stumbling along not knowing if they'd even be calling Buffalo home by the end of the season. On the ice, they suffered through an 11-game winless streak in October/November, followed by a six-game losing streak in December. Off the ice, fan support was dwindling and it wasn't uncommon for the team to play in front of a half-full HSBC Arena. The team was a financial mess, and daily reports of their demise were becoming the norm. Buffalo's diehard hockey fans kept wondering if they'd see "next season," let alone a 40th anniversary in 2010-11.



Then, through a meeting brokered by Larry Quinn at a restaurant in downtown Buffalo, Rochester businessman Tom Golisano took the first steps to saving the cash-strapped team and reviving one of the league's most loyal fanbases.

Golisano officially took ownership of the Sabres on March 13, 2003 when he purchased the Sabres for \$92 million, putting an end to the tumultuous ownership situation that had plagued the team. Already recognized throughout the business world for developing Paychex into the United States' second-largest payroll-processing company, the Rochester-based billionaire had now taken on the unenviable task of restoring pride to the frustrated hockey fans of Western New York.

Seven years have now passed, and Golisano's Sabres have become one of the NHL's model franchises. On the day Golisano took over, the team was mired in 29th place (just two points out of the 30th) with a record of 21-32-9-7, and hadn't made the playoffs in two years. Since then, the Sabres have compiled a record of 273-175-57 (.597) since March 13, 2003 – the fifth best record in the league during this time. Buffalo came within one win of the Stanley Cup Finals in 2006, and followed that up with a Presidents' Trophy and a return trip to the Conference Finals in 2007. Last season's Northeast Division title was their second in the past four years.

The Sabres have evolved into one of the league's elite franchises, and last season boasted two major individual award winners in Ryan Miller (Vezina Trophy) and Tyler Myers (Calder Trophy). Success hasn't been limited to the NHL level either. The team's AHL affiliate in Portland has been home to the league's last two Rookies of the Year in Nathan Gerbe and Ty-

ler Ennis, both of whom stepped up to contribute during last spring's Stanley Cup Playoffs. All four players were drafted by General Manager Darcy Regier, who is entering his 14th year as General Manager, and is considered to be one the sharpest minds in the game. Golisano recognized Regier's value and commitment to the organization by signing him to a two-year contract extension last September that will keep him in Buffalo through the 2010-11 season.

The exciting product on the ice has also translated into increased attendance. Season ticket sales remain at an all-time high of 14,825, with the team receiving a renewal rate of 98% for this season. This is a drastic increase from the low point of 5,800 they had coming out of the 2004-05 lockout year. Buffalo sold out 30 home dates last season, and have now sold out 136 of 163 home games since the start of the 2006-07 season.

Sabres management continues to retain the young core players that many observers believe will keep the team competitive for years to come. Miller (30) and Pominville (27) are each entering the second year of the five-year contracts they signed in July 2009. They join Vanek (26), who is in the fourth year of his seven-year deal. Vanek has led Buffalo in goals for each of the past four years. Center Derek Roy (25), who is entering the fourth year of a six-year contract, led the team in scoring for the third straight season by posting 69 points last season. Rather than sign players to shorter-term contracts as he had done in the past, Golisano has adjusted his business practice to stay competitive in the NHL's new economic landscape.

This didn't happen by accident. It was the result of careful planning and the infusion of the Golisano entrepreneurial spirit.



Golisano is often fond of challenging the management team of the Sabres with the question, "What are we doing to differentiate ourselves from our 29 competitors?" That single question and Golisano's determination has framed the whole approach and plan of the new Sabres.

Although the Sabres approach may seem counter-intuitive at times, it reflects the Golisano philosophy of differentiation. The Sabres cut prices but increased revenue. Contrary to a popular outcry to fire the coach and general manager, Golisano retained both and extended their tenure. The hockey department reduced the live coverage of its scouting department but doubled the number of reviewed games through video technology. Despite the need for a makeover, the team reduced its focus on trading players and committed to develop drafted players and those already in the system.

Although the team facilities were relatively new, updates and changes were in store. The arena has undergone major renovation; player facilities have been completely overhauled. A philosophy of patient development and accountability was employed, utilizing existing coaching staff and, with a few key additions and subtractions, many of the same players together with the organization's youthful prospects. A particular emphasis was placed on the development of the franchise's minor league prospects by hiring a full-time strength and conditioning coach and goaltending instructor for their AHL team.

Golisano's influence has been felt at the league level as well. Since taking ownership of the Sabres, Golisano has become a strong voice on the NHL's Board of Governors, encouraging rule changes to open up the game and permit league's best players to showcase their world-class skills. Golisano was also behind a couple of experiments designed to make the game more fan and media friendly. During the 2004-05 lockout, HSBC Arena played host to a pair of Rochester Amerks game using blue ice to see if this would allow the ice to show up better on television while making it easier to see the flow of the puck. The Sabres also designed enlarged bowed nets to facilitate scoring in a league that had seen goal scoring decrease significantly in previous years.

Before hockey, Golisano founded Paychex, Inc., a leading national provider of payroll, human resource and benefits solutions for small- and medium-sized businesses. Golisano started Paychex in 1971 at the age of 30, with the intention of primarily serving small businesses. What started as a single operation expanded through franchise agreements and joint ventures until Paychex consolidated into one private company in 1979. By 1983, when Paychex became a public company, the potential of the small-business market had been proven, and Paychex had been named to the INC. magazine list of "The Fastest Growing, Privately Held Companies in the U.S." Since then, Paychex has regularly enjoyed double-digit growth.

Since then, Golisano's philanthropic contributions have totaled more than \$145 million, some of which have directly affected Western New Yorkers. In October 2008, Golisano com-

mitted \$10 million to Niagara University to support construction of a new science building, the B. Thomas Golisano Center for Integrated Sciences, which will radically alter the teaching and research environment at the university. It is the largest gift the institution has received in its 152-year history. Construction is expected to be completed by the fall of 2011. This marks the first major gift Golisano has made in Western New York outside of the Rochester region. In August 2005, Golisano pledged \$100,000 towards the opening of the Lion's Den room at Women & Children's Hospital in Buffalo. Only the second of its kind in the country, the room is designed as a place for children to find relief from the stress of having a serious illness or injury while they are in the hospital. Golisano and former Sabres captain Pat LaFontaine were significant donors to the \$300,000 project, with some of the money coming from the 2004 Companions in Courage celebrity hockey game held at HSBC Arena. In September 2007, Golisano donated \$10 million to Rochester Institute of Technology (RIT) to create the Golisano Institute for Sustainability. The Institute, one of the first of its kind in the nation, focuses on research and education in sustainable design, pollution prevention, remanufacturing and alternative energy development. Establishment of The Golisano Institute for Sustainability is consistent with Mr. Golisano's ongoing support of the William J. Clinton Foundation. Golisano is a sponsor of the Clinton Global Initiative.



Golisano's purchase of the team also helped to revive the Sabres Foundation, a non-profit foundation that is committed to enhancing the quality of life for the Western New York region. After stagnating for several years, the Foundation is now very active in the community and has raised more than \$2.5 million since the start of the 2005-06 season. The Sabres Founda-

tion has recently donated to several local organizations including: \$100,000 was donated to Summit Educational Resources, a school that provides educational and therapeutic services to children with learning, communication and behavioral challenges; the Family Justice Center of Erie County received a donation of \$50,000 to support their mission of developing and sustaining a collaboration which delivers services that enable people to live safely, free from domestic violence, and that advocates offender accountability.

Golisano is also a strong advocate of the need to seek political reform. To that end he became a founding member of the Independence Party of New York State. As a candidate of that party, he ran for governor of New York in 1994, 1998 and 2002. In July 2008, Golisano established Responsible New York, which is organized around a core set of values, beliefs and principles that are essential to guiding true political reform in the State of New York. Its quest is to create a political movement to return Albany to its rightful owners. Its pledge is to help create an organization with no personal agendas, other than to give a voice to all New Yorkers - Democrats, Republicans, Conservatives and Independents from cities, suburbs and rural areas both upstate and downstate.

A native of Irondequoit, NY, a suburb of Rochester, he is a graduate of the State University of New York at Alfred.



Buffalo Sabres Ownership

Lawrence QUINN

2003 Managing Partner and Minority Owner

Born and raised in the City of Buffalo, Lawrence Quinn begins his eighth year as the team's Managing Partner – and third as a Minority Owner – with the same goal as when he started: to bring a Stanley Cup championship to his hometown.

Quinn's passion for the city is also reflected in his role as Vice Chairman of the Erie Canal Harbor Development Corporation, a commission responsible for developing the Buffalo waterfront into a mixed-use retail and residential destination that showcases the city's historical connection to the Erie Canal Waterway.

Described by New York State gubernatorial candidate Carl Paladino as an "apolitical doer," it was Quinn who served as the catalyst by working directly with USA Hockey to help the Sabres and HSBC Arena be selected as the hosts for this year's IIHF World Junior Championship, an event which is expected to have an economic impact of more than \$100 million for Buffalo and the surrounding region. That would make it the largest convention, special event or amateur sporting event ever to be held in the region. The 10-nation tournament includes 31 games over the course of 10 days beginning December 26, and features the world's best players under 20 years of age. Dwyer Arena on the Niagara University campus will serve as a secondary location for the tournament. It is estimated that more than 100,000 people will attend the tournament during its 10-day run, in addition to the millions of TV viewers that will tune in across North America on TSN and the NHL Network.

Serving as Mr. Golisano's direct contact within the organization, Quinn's primary duty is to oversee the direction of the franchise that won the Presidents' Trophy in 2006-07, and has qualified for the Stanley Cup playoffs in three of the past five seasons. The Sabres are also one of just six teams that have made two trips to the Conference Finals since the start of the 2005-06 season. During Quinn's past and current reign in management the Sabres have a combined record of 343-226-84 (.630), including three Northeast Division titles and a Presidents' Trophy in 2006-07.

Quinn serves as an alternate governor on the NHL's Board of Governors and is considered one of the league's most progressive executives. Quinn was also recently named to the NHL

Board of Governors/USA Hockey Partnership Committee. In December 2008, The Hockey News recognized Quinn in the Future Power section of their "100 People of Power" issue. "Quinn

is one of the more forward-thinking of the NHL's front office guys," wrote Hockey News columnist Eric Duhatschek. "Even if not everybody is always listening, it helps to have an idea-first guy, sitting in the boardroom, thinking outside the box."

Quinn previously played a key role in Sabres history when he was appointed President and CEO of the team in 1996. With Quinn at the helm during this time, the Sabres captured the 1996-97 Northeast Division title and posted a combined regular season record of 70-51-27. Quinn left the franchise when the Rigas family of the now defunct Adelphia Communications Company assumed control of the team. Prior to this, he was recruited in 1992 by the late Seymour H. Knox III to spearhead the development of the HSBC Arena. Quinn was the vision and driving force behind the project that was completed for the 1996-97 season, on time and under budget for \$127 million.

During the seven years since Quinn resumed his management role with the Sabres, the organization's season ticket base has increased from 6,000, to a cap of 14,825 for the 2010-11 season -- including a 98% season ticket renewal rate. The Sabres also added 400 new members to their Blue & Gold Club this year, a priority waiting list for season tickets that now stands at 1,600 members.

Quinn is well known throughout Western New York for his active role in various private and public development projects. In August 2005, Governor George Pataki appointed Quinn as Vice Chairman of a New York state commission to plan and oversee the development of the entire Buffalo waterfront. Named the Erie Canal Harbor Development Corporation, the commission





is responsible for developing the waterfront area immediately surrounding HSBC Arena and planning the ultimate development of the outer harbor and old port area.

Included among the group's immediate projects are the restoration of the Erie Canal terminus and the redevelopment of the old Memorial Auditorium site. This is part of an overall plan called Canal Side, a \$315 million development plan to revitalize downtown by capitalizing on the historic inner harbor, creating a marketplace and public plaza as well as restaurants, a hotel, residential units, and office space. The entire plan includes 1.1 million square-feet of commercial, cultural and residential space to be developed over an estimated 20-year period.

July 2008 marked the completion of the nine-year, \$53 million Erie Canal Harbor Redevelopment Project. Details of the project include the redevelopment of approximately 12.5 acres of prime waterfront property, as well as the restoration of the historically significant public space and maritime attraction.

Quinn was instrumental in bringing the Winter Classic to Western New York on January 1, 2008. The outdoor New Year's Day game between the Sabres and Penguins drew an NHL-record 71,217 fans to Ralph Wilson Stadium in Orchard Park, NY, with 41,100 tickets sold in less than 30 minutes when they went on sale to the public. In addition, NBC's television ratings were the highest for an NHL game in 11 years.

In May 2009, the Winter Classic was honored as the 2008 Sports Event of the Year by the SportsBusiness Journal and SportsBusiness Daily. As reported by the Sports Business

Journal, "In a bold move, the NHL stole the limelight away from college football on New Year's Day. A record crowd witnessed the historic Winter Classic, which established a blue-print for the future."

In March 2007, the Sabres were recognized by ESPN the Magazine as the number one sports franchise among the 122 North American professional sports teams when it comes to paying fans back for their investment of time, money and passion.

Following his graduation from the University of Notre Dame in 1974, Quinn was appointed the City's Director of Development where he oversaw the planning and development of the original waterfront village at the Erie Basin Marina as well as the initial development of the City's Theater District. Several years later at age 28, Mayor James D. Griffin appointed Quinn as Commissioner of Development -- the youngest person ever to serve as a Commissioner in the City's history.

Quinn left Buffalo in 1982 and worked as a developer in Manhattan and Princeton, N.J., for 10 years before returning home to work on the HSBC Arena project in 1992.

During the NHL lockout, Quinn led the effort to build a new research home for Nobel Laureate Herbert Hauptman in the heart of the Buffalo Niagara Medical Campus. The Hauptman Woodward Institute Medical Research Center is now a highly acclaimed work of architecture and the home to one of the finest structural biology research centers in the world.



Buffalo Sabres Ownership

Daniel J. DiPOFI

2003 Chief Executive Officer and Minority Owner

The 2010-11 NHL season is Dan DiPofi's eighth year as Chief Operating Officer of the Buffalo Sabres/ Buffalo Bandits and HSBC Arena, and third as a Minority Owner. Under his guidance, Buffalo's success both on and off the ice over the past five seasons has been the catalyst in bringing financial stability to an organization that is just seven years removed from bankruptcy.

DiPofi's focus remains on business operations of the NHL team and its 18,690-seat arena. One of DiPofi's ongoing projects is making sure the Sabres continue to thrive under the economic landscape of the NHL's Collective Bargaining Agreement that came into effect in July 2005.

In addition to the Sabres, DiPofi works closely with the Buffalo Bandits of the National Lacrosse League, serving as a Governor on the NLL's Board of Governors. The Bandits have become the league's model franchise both on and off the floor, qualifying for the playoffs in eight consecutive seasons and playing before near-sellout crowds at a raucous HSBC Arena every night.

After previously serving in several financial capacities with the franchise under the Knox family, DiPofi returned to the Sabres after serving for two years as the Vice President of Business Operations & Finance with the Rochester Sports Group handling the Rochester Americans and the Blue Cross Arena. He also served as the Amerks Alternate Governor to the AHL.

DiPofi graduated from Niagara University in 1984, and subsequently worked as a Public Accountant with Price Waterhouse until being hired by the Sabres as Corporate Controller four years later. After guiding the organization through drastic changes in the NHL's economic structure in the early 1990's, DiPofi was promoted to Vice President of Finance in 1992 and two years later was named Executive Vice President overseeing the long-term financial structure of the franchise. With his extensive financial background, DiPofi played a vital role in the franchise's economic stability as the team and region tackled the construction and funding of the Crossroads Arena project (now HSBC Arena). He left the team in 1998 after the Knox family sold the franchise.

Dan and his wife, Janet, reside in Williamsville, NY with daughters: Ellen (20), Sarah (19), and Colleen (16).





Sabres Hockey Department

Darcy REGIER

1996 General Manger

Darcy Regier is embarking on his 14th year as General Manager of the Buffalo Sabres, the longest tenure of any GM in the 39-year history of the franchise. Regier's 13th campaign as GM saw the Sabres capture the 2009-10 Northeast Division title with a record of 45-27-10. It was the team's second division title in the past four seasons. The Sabres have posted a regular season record of 483-361-140 under Regier's guidance, while also advancing to the Stanley Cup Finals in 1999 and making four Eastern Conference Finals appearances (1998, 1999, 2006 and 2007). Regier and head coach Lindy Ruff form the longest-serving GM/Coach combination in pro sports, and have had more success than any tandem in franchise history.



Regier and his scouting staff have had tremendous prosperity at the NHL Entry Draft in recent years, and last season was proof positive of their hard work. Of the 29 players who took to the ice for Buffalo in 2009-10, 18 were acquired through the Entry Draft and had spent some time with the team's AHL affiliate. This included Derek Roy, Jason Pominville, Thomas Vanek and 2010 Calder Trophy winner Tyler Myers -- four of Buffalo's top five scorers. Vanek was selected fifth overall in 2003, while Roy (32nd) and Pominville (55th) were drafted in the 2nd round of the 2001 Draft. All three are locked up to long-term contracts -- with Pominville being the elderstatesman of the group at just 27. In addition, Vezina Trophy winner and 2010 Winter Olympic MVP Ryan Miller is entering the second season of a five-year contract that will keep him in the blue and gold through the 2013-14 season.

Buffalo's roster also includes several other players who were drafted in the first or second round since Regier's first draft in 1997, including: Myers (1st, 2008), 2010 AHL Rookie of the Year Tyler Ennis (1st, 2008) and Drew Stafford (1st, 2004). And with the offseason signing of 2010 QMJHL MVP runner-up Luke Adam (2nd, 2008), the Sabres have now inked their first three selections from the 2008 Entry Draft.

Regier's staff has also done a solid job in the later rounds, with veterans like Miller (5th, 1999) and Paul Gaustad (7th, 2000), to youngsters such as 2009 AHL Rookie of the Year Nathan Gerbe (5th, 2005) and Chris Butler (4th, 2005) who have already made an impact in the organization.

The hockey department's success hasn't been limited to their hard work on draft day. Several trades and free agent signings have landed Buffalo some of their most valuable contributors. This summer saw Regier shore up the Sabres blueline with the signings of offensive stalwart Jordan Leopold and rugged Shaone Morrisonn. In July 2008, Craig Rivet was acquired from

San Jose and was named team captain just months later. Defenseman Steve Montador is entering the second year of his free agent contract signed in July 2009, and veteran winger Mike Grier recently re-signed with the Sabres after returning to the organization in August 2009.

Prior to joining the Sabres, Regier served in roles with the Islanders as: Director of Hockey Administration, Assistant Coach, and Assistant General Manager. While on Long Island, he supervised the club's amateur development, and saw their International Hockey League affiliate win back-to-back championships (Denver Grizzlies in 1994-95 and then, after moving to Salt Lake City, the Utah Grizzlies in 1995-96). Legendary Islanders' coach Al Arbour, along with Bill Torrey, who served in roles as General Manager, President, Chairman of the Board, and Consultant with New York, were significant contributors to Regier's career in hockey. Regier left the Islanders organization briefly in the 1991-92 season to serve as an assistant coach with the Hartford Whalers.

Born in Swift Current, Saskatchewan, Regier was the fifth choice (77th overall) of the California Golden Seals in the 1976 Amateur Draft. He appeared in 26 NHL games over the course of three seasons with the Cleveland Barons and the New York Islanders, totaling two assists and 35 PIM. Regier played parts of eight seasons of professional hockey and was a member of three championship teams. In 1982, he was named a First Team All-Star with Indianapolis (IHL), where he learned from one of the people he considers an influence on his hockey life, current Detroit Red Wings Senior Vice President Jim Devellano, then the team's GM.

During his playing career, Regier was also involved in the early setup of the Professional Hockey Players' Association.

Darcy and his wife, Katherine, reside in Clarence and have three sons: Jonathan, Justin, and Jarrett.



HOW THE SABRES WERE BUILT				
Year	Draft	Trade	Free Agent	Waivers
2010			Jordan Leopold (7/1/10) Rob Niedermayer (7/7/10) Shaone Morrisonn (8/2/10)	
2009			Steve Montador (7/1/09) Cody McCormick (8/1/09) Mike Grier (8/10/09)	
2008	Tyler Myers (1st) Tyler Ennis (1st)	Craig Rivet (SJ 7/4/08)	Patrick Lalime (7/1/08)	Matt Ellis (10/1/08)
2006	Mike Weber (2nd)			
2005	Chris Butler (4th) Nathan Gerbe (5th)			
2004	Drew Stafford (1st) Andrej Sekera (3rd) Patrick Kaleta (6th)			
2003	Thomas Vanek (1st)			
2002		Jochen Hecht (EDM 6/22/02)		
2001	Derek Roy (2nd) Jason Pominville (2nd)	Tim Connolly (NYI 6/24/01)		
2000	Paul Gaustad (7th)			
1999	Ryan Miller (5th)			



Sabres Hockey Department

Lindy RUFF

1997 Head Coach

The 2010-11 season will be Lindy Ruff's 13th consecutive season behind the Buffalo bench, tying him with Toe Blake (Montreal), Al Arbour (NY Islanders) and Lester Patrick (NY Rangers) for fourth all-time in consecutive seasons coaching one club. Ruff also needs 17 wins to become the 16th coach in NHL history to reach 500 and 16 games to reach 1,000. Ruff was hired on July 21, 1997, making him the NHL's longest tenured head coach. Entering this season there have been 155 NHL coaching changes during Ruff's time in Buffalo. Ruff led the Sabres to a 45-27-10 record last season, guiding them to their second Northeast Division title in the past four seasons. The 49-year-old Ruff was also a member of the coaching staff for the Canadian men's hockey team that took home a gold medal at the 2010 Winter Olympics in Vancouver.



Ruff has compiled a career record of 483-361-140, with his 483 wins tops among all NHL coaches with their current team. Ruff passed Glen Sather on January 6, 2010 to take sole possession of 4th spot in NHL history for Most Career Wins with One Franchise. He also finished the season ranked 17th all-time in NHL career wins, after passing both Brian Sutter (451) and Roger Neilson (460) during the year.

On March 5, he moved into 3rd place all-time for Most Games Coached with One Franchise, passing Jack Adams. Ruff will enter the 2010-11 season just 17 wins behind the legendary Toe Blake for 3rd place all-time with 500 wins.

Ruff, the all-time winningest coach in Sabres' history, has a .574 playoff winning percentage and is the Sabres' all-time leader in playoff games coached (94) and wins (54). His 54 career playoff wins also place him 14th place on the all-time list. Among coaches with 40 or more playoff wins, Ruff is in the top five in terms of career winning percentage.

During the 2006-07, the Sabres' had their finest year under Ruff statistically when the team won a franchise-record 53 games and captured the first Presidents' Trophy in club history, while leading both the Northeast Division and Eastern Conference from wire-to-wire. This was also the first time in franchise history they've posted back-to-back 50-win seasons. Buffalo returned to the Eastern Conference Finals for the second consecutive season, and the fourth time under Ruff's guidance. On April 5, 2007, a 5-4 Buffalo victory over Ottawa made him the 31st coach in NHL history to record 300 career wins, and the 16th in NHL history to reach the milestone with the same team.

Ruff was named to the 2007 NHL All-Star Game for the second time in his career as Head Coach of the Eastern Conference squad, and was runner-up to Vancouver's Alain Vigneault for the Jack Adams Trophy as the NHL's Coach of the Year. Ruff also coached the World team the 1999 All-Star Game in Tampa Bay. He joining Bowman and Floyd Smith as the only Buffalo coaches to be named as head coach of an All-Star Team.

Ruff led the surprising Sabres to the Eastern Conference Finals in 2005-06, where the team lost on the road in Game 7 against the Carolina Hurricanes. For these accomplishments, Ruff was honored by the NHL with the Jack Adams Award as the league's Coach of the Year. Ruff joins Ted Nolan (1997) as the only other head coach in team history to receive this honor.

In only his second season as head coach, Ruff led the 1998-99 Sabres to their first Stanley Cup Finals appearance in 24 years and established himself as one of the league's top coaches. He also achieved a club record that season for the most wins (14) in one playoff year. In the process, Ruff became only the third head coach under the present Stanley Cup Playoff format to lead his team to the Conference Finals in each of his first two seasons.

Buffalo's 1-1 tie vs. N.Y. Islanders on April 3, 2002, was Ruff's 405th game behind the bench, passing Scotty Bowman on the Sabres' all-time games coached list. In his 500th game as the Sabres' head coach, Buffalo picked up a 5-2 win over Anaheim (Oct. 26, 2003). He recorded his first win as Sabres head coach with a 3-1 decision at St. Louis on Oct. 1, 1997.

Hired as the 15th head coach in team history on July 21, 1997,



Buffalo Sabres Media Guide

Sabres Hockey Department

Ruff achieved playoff success that first year which none of his predecessors had ever experienced. The 1997-98 squad set a team record by winning eight-straight playoff games and tied the club mark with 10 playoff wins. The conference finals appearance was the teams' first since 1980, which ironically was Ruff's rookie year with Buffalo.

Ruff was the Sabres' second-round (32nd overall) draft pick in 1979 following a distinguished career as a defenseman with Lethbridge (WHL). He made the team at his first training camp and playing in 63 games during the 1979-80 season and was named the team's rookie of the year. Ruff ranks sixth all-time on the Sabres' regular season list in penalty minutes (1,126) and is tied for 11th in games played (608). In 691 career games, he recorded 105 goals and 195 assists to go with 1,264 penalty minutes.

In his 1981-82, Ruff was converted to play left wing after having been a defenseman throughout his junior career and first two professional seasons. In November 1986, he received perhaps his greatest individual honor as a Sabre when he was named to replace Gilbert Perreault as team captain after the legend's retirement.

Ruff ended his playing career after serving as a player/assistant coach for the 1992-93 season with the San Diego Gulls of the IHL. Head Coach Roger Nielson (who coached Ruff in Buffalo and with the Rangers) tabbed Ruff as one of his assistants for the expansion Florida Panthers for the 1993-94 campaign. As the primary coach of the penalty-killing unit and defensemen, Ruff received many accolades for his work. In just their third season, the over-achieving and hard-working Panthers squad advanced to the 1996 Stanley Cup Finals.

The 50-year-old Ruff and his wife Gaye reside in Clarence, N.Y., with their four children: Brett (21), Eryn (19), and twins Brian and Madeleine (16).

MOST GAMES COACHED WITH ONE FRANCHISE

Coach	Total Games
Al Arbour, NYI	1500
Billy Reay, CHI	1012
Lindy Ruff, BUF	984
Jack Adams, DET	964
Toe Blake, MTL	914

MOST CAREER WINS WITH ONE FRANCHISE

Ranking	Coach	Total Games
1	Al Arbour (NYI)	740
2	Billy Reay (CHI)	516
3	Toe Blake (MTL)	500
4	Lindy Ruff (BUF)	483
5	Glen Sather (EDM)	464

LINDY RUFF'S COACHING RECORD

YEAR	Team	League	REGULAR SEASON			PLAYOFFS	
			W	L	T/OTL	GA	PTS
1997-98	Buffalo	NHL	36	29	17	10	5
1998-99	Buffalo	NHL	37	28	17	14	7
1999-00	Buffalo	NHL	35	36	11	1	4
2000-01	Buffalo	NHL	46	31	5	7	6
2001-02	Buffalo	NHL	35	36	11	--	--
2002-03	Buffalo	NHL	27	45	10	--	--
2003-04	Buffalo	NHL	37	38	7	--	--
2005-06	Buffalo	NHL	52	24	6	11	7
2006-07	Buffalo	NHL	53	22	7	9	7
2007-08	Buffalo	NHL	39	31	12	--	--
2008-09	Buffalo	NHL	41	32	9	--	--
2009-10	Buffalo	NHL	45	27	10	2	4
TOTALS			483	361	140	54	40



Brian McCUTCHEON

2000 Associate Coach

Brian McCutcheon enters his 11th year with Buffalo, and fifth in the role of Associate Coach. McCutcheon joined the Sabres in 2000 after three successful years as head coach of the Rochester Americans where he led the team to a pair of Calder Cup Final appearances.

McCutcheon ended his Rochester tenure with a record of 128-82-9 and saw his Amerk teams reach the playoffs each season. Under his guidance, the Amerks won back-to-back Western Conference titles and set franchise records for most points (111) and wins (52) during the 1998-99 season. McCutcheon was recognized by his peers for the job he did with the Amerks by being tabbed as runner-up for AHL Coach-of-the-Year in 1999 and 2000.

Prior to joining the Amerks, McCutcheon served as the Head Coach and Director of Player Personnel for the Columbus Chill of the East Coast Hockey League. In his only season with the Chill, he was named the ECHL Coach of the Year after leading them to a 44-21-5 mark, which set franchise records for most wins and most points in a season while winning the North Division title.

Before moving to the pro ranks, McCutcheon was the head coach at his alma mater, Cornell, from 1987 to 1995 and led the Big Red to a 108-105-24 record. As a player, he was a member of the 1970 National Championship team at Cornell; the only team in NCAA history to have an undefeated season at 29-0. McCutcheon was named captain of the 1971 team and was selected to the All-East and All-Ivy teams during his collegiate career. He was inducted into the Cornell University Sports Hall of Fame in 1986.

Prior to coaching at Cornell, McCutcheon coached Elmira College for seven seasons, the last six as the Head Coach. He posted a 103-60-1 record and was named the 1986 New York State Coach of the Year after guiding Elmira to a number one ranking in NCAA Division III.

During a three-year NHL career with the Detroit Red Wings, McCutcheon appeared in 37 games, recording three goals, one assist and seven penalty minutes.

A Toronto native, he and his wife Susan have two children: Kelly, and Mark, a fifth-round selection of the Colorado Avalanche in the 2003 NHL Entry Draft. Last year, Mark completed his third professional season, which included stints with Portland and Manitoba in the AHL.



James PATRICK


2006 Assistant Coach

James Patrick enters his fifth season behind the Sabres bench as an assistant coach. Following a brief stint as Buffalo's skill development coach early in 2005-06, Patrick spent the remainder of that season finishing his playing career in Germany for the Frankfurt Lions.

Patrick was a first-round selection (ninth overall) of the New York Rangers in the 1981 NHL Entry Draft. Over his 21-year career with the Rangers, Hartford Whalers, Calgary Flames and Sabres, the 47-year-old native of Winnipeg, Man., scored 639 points (149+490) in 1280 regular season games. Prior to his retirement, Patrick was ranked ninth among active players in games played, and was one of three remaining active players from the first-round of the 1981 Draft. Patrick posted seven consecutive seasons (1985-92) of 40 or more points with the NY Rangers, including a career-high of 71 (14+57) in 1991-92. The 71 points and 57 assists were career-bests for Patrick. He scored a career-high 17 goals in 1987-88.

Patrick played six seasons in Buffalo after signing as an unrestricted free agent on June 7, 1998. He scored 74 points (23+51) in 345 regular season games, and added 5 points (1+4) in 38 playoff games. Patrick's career plus/minus total of +104 reflects his steady defensive play. He finished as a minus in just one of six seasons in Buffalo, and in just six of his 21 seasons.

Patrick is also a veteran of international competition, having won championships for Team Canada at the 1982 World Junior Championships and 1987 Canada Cup tournaments, and bronze with the 1983 World Junior team. He also represented Canada in the 1984 Winter Olympics, and the 1983, 1987, 1998 and 2002 World Championships. Patrick and his wife Deborah, have two daughters: Brennan (18) and Quinn (15)





Jim **CORSI**

1997 Goaltending Coach


Jim Corsi enters his 13th year as the Sabres goaltending coach. His duties with the team involve working with the Sabres NHL netminders as well as the team's prospects throughout the minor leagues. Under his tutelage, many goaltenders including current Sabres goaltender Ryan Miller have benefited tremendously from Corsi's unique style both on and off the ice.

Corsi brings with him over 20 years of experience as a player, coach, manager and hockey analyst. Besides his NHL duties with the Sabres, Corsi also currently works with the Italian National Team program. Previously, he held the position of Goaltending Coach with the Canadian Women's Team (1997-98), Ottawa University (CIAU) (1997-98), Schwenningen HC (Ger/DEL) (1997-98), St. Michael's Majors (OHL) (1994-97), McGill University (CIAU) (1992) and Concordia University (CIAU) (1992-present). Corsi is a member of the Concordia University Athletic Hall of Fame in hockey and soccer.

As a professional player in North America, Corsi played with the Edmonton Oilers and the Minnesota North Stars, as well as the Quebec Nordiques of the WHA. Corsi continued his career overseas, playing international hockey in Europe, Russia, and China from 1980-92. During that time, he was a member of the Italian National Team at the 1984 Winter Olympic Games, and represented Italy several times in the World Ice Hockey Championships.

Corsi is fluent in English, French, Italian and German.

Corsi and his wife Cathy reside in Ile Bizard, Que., with their two sons Stephen and Danny.



Kevyn **ADAMS**

2009 Player Development Coach

Kevyn Adams begins his second season with the organization as Player Development Coach. Adams duties include working with players on their individual skills through on-ice drills and off-ice video sessions.

Prior to joining the Sabres, Adams completed a 14-year professional hockey career. In 540 career NHL games, Adams collected 136 points on 59 goals and 77 assists. The Western New York native spent time with six clubs including the Toronto Maple Leafs, Columbus Blue Jackets, Florida Panthers, Carolina Hurricanes, Phoenix Coyotes and Chicago Blackhawks. During the 2005-06 season, Adams set a career-high in goals (15) and was named an assistant captain while playing a key role in leading the Hurricanes to their first Stanley Cup.

Adams was selected in the First Round (25th overall) by the Boston Bruins in the 1993 NHL Entry Draft.

Adams lives in Clarence, NY with his wife Stacey and three children, Emerson (9), Paulina (5) and Jackson (3).





Doug MCKENNEY

1994 Strength and Conditioning Coach

Doug McKenney begins his 17th year with the Sabres' coaching staff. His duties with the team include working on strength and conditioning programs with the NHL club, the AHL affiliate Portland Pirates, Sabres draft choices, as well as on potential draftees. He also works with physical therapists and team doctors on the rehabilitation of all injured players.

McKenney was named the team's first-ever Strength and Conditioning Coach in July 1995 and has been steadily improving the team's performance levels ever since.

McKenney places a special emphasis on teaching players nutrition to maintain conditioning throughout the season and make strength gains in the offseason. McKenney has also introduced a cutting edge training system to all players within the organization to properly monitor all aspects of their on and off-ice workouts. The program utilizes heart rate monitors and computer software to analyze each player's workout results. Those results, along with comparisons of calorie loss and replenishment allow players to reach optimum training results and not over train, leading to potential injuries and missed time from the ice.

Before the players leave for the offseason, McKenney, in conjunction with the hockey department, devises a conditioning DVD tailored to each player's individual needs and can track their workouts via the internet. For those players who remain in Buffalo, McKenney supervises their off-season conditioning and skating programs.

McKenney joined the Sabres after serving as the Hartford Whalers strength and conditioning coach for six years. He served in the same capacity for the Pittsburgh Penguins the four years prior.

A 1981 graduate of Springfield College, McKenney taught two years of physical education at Dover High School in New Hampshire where he served on the coaching staff of the school's football team and was elected into the Dover Sports Hall of Fame in September of 2002. He subsequently obtained his master's degree in exercise physiology at Mississippi State University.

Doug and his wife Suzanne reside in Hamburg, N.Y., with their two sons, Matthew and Neil.



Kevin DEVINE

1997 Director of Amateur Scouting

Kevin Devine begins his 13th year with the Buffalo Sabres, and his fifth as Director of Amateur Scouting. In this role, he oversees the organization's seven-member amateur scouting staff and is instrumental in making Buffalo's NHL Entry Draft selections.

Prior to becoming the director of amateur scouting, Devine spent six years as a professional scout in the Sabres organization and two as an assistant amateur scout. Before joining the Sabres, he spent three years coaching the Prince Edward Island Senators of the AHL. He also coached in the UHL, with stints in Port Huron and Thunder Bay.

Devine enjoyed an 11-year professional playing career. He spent five years in the WHA, including three with the San Diego Mariners and two with the Indianapolis Racers. He went on to spend six seasons in the New York Islanders organization, where he was a reserve on the organization's first Stanley Cup Championship team.

Devine resides in Buffalo, NY during the hockey season, and spends his off-seasons in Charlottetown, P.E.I.





Jon CHRISTIANO

1997 Director of Pro Scouting

Jon Christiano is entering his 13th season with the Sabres organization and begins his third season as Director of Pro Scouting. It will also be his seventh season with the scouting department. Prior to his role in the department, Christiano spent five seasons as an Assistant Coach with the Rochester Americans of the American Hockey League. During his tenure there, the Americans earned five playoff berths and two appearances in the Calder Cup Finals.

Before joining the Sabres, Christiano spent four years in the Florida Panthers organization. In Florida, he worked two years on the coaching staff with the late Roger Neilson, as well as current Sabres head coach Lindy Ruff. Christiano also worked two years as an assistant coach with the Panthers AHL affiliate, the Greensboro Monarchs. Christiano also spent time with Neilson as the Video Coordinator for the New York Rangers. He has worked with eight present or past NHL coaches over the course of his career.

From 1981-1991, Christiano coached in Italy, where he worked for a number of different roles. More recently, he has been involved with the Italian National Teams as an assistant coach in four different World Championships from 2004-2008.

A native of Buffalo, NY Christiano graduated from Canisius College in 1980, where he played in their hockey program. He and his wife Linda currently reside in Grand Island, NY with their three children, Christiana, Natalia (13) and Joseph (7).





Scott SCHRANZ 1997 Director of Amateur Scouting Operations


Scott Schranz enters his 13th season in the Sabres organization, and his third as the Director of Scouting Operations. Schranz has a variety of responsibilities within the scouting department, including scheduling, overseeing the scouting budget, and managing the Sabres' Performance Analysis team

Schranz has held numerous positions throughout his tenure with the Sabres. After spending four years as an intern, he spent two years in the public relations department and has been in the hockey department for the past six years. He was instrumental in developing the Sabres' video scouting system, and still oversees the technical aspects of it.

Scott currently resides in Hamburg, NY.

Mark JAKUBOWSKI 2005 Assistant to the General Manager


Mark Jakubowski begins his sixth year with the Sabres and third as the Assistant to the General Manager. His responsibilities include statistical and salary cap analysis, contract research relating to player negotiations and arbitrations, managing player transfers, team roster administration, and all matters relating to compliance with the NHL Collective Bargaining Agreement and other NHL agreements. Jakubowski also assists with the American Hockey League hockey operations of the team's minor league affiliate, the Portland Pirates.

Jakubowski graduated with an economics degree from the University of Rochester, where he also played baseball. He resides in Hamburg, NY.

Corey SMITH 2005 Administrative Assistant Coach


Corey Smith returns to the organization for his sixth season as Administrative Assistant Coach. As the team's Administrative Assistant Coach, he is responsible for all of the video editing and analysis of games, as well as pre-scouting each opponent. Smith is also involved in various other hockey department issues, including organizing travel schedules and statistical analysis.

Smith, a graduate of SUNY Cortland joined the Sabres in January 2005 as a Hockey Video Analyst in the team's hockey department. Smith was promoted to his new position in January 2006. The Buffalo, NY native is the son of former Sabres' forward Derek Smith.

Tim MACRE 2005 Athletic Trainer


Tim Macre enters his sixth season with the Sabres after spending the previous nine years in the New York Rangers organization. Macre was the Head Athletic Trainer for the Hartford Wolf*Pack and the Binghamton Rangers in the American Hockey League. Among the highlights in his tenure with the Wolf*Pack was the 2000 Calder Cup championship and the 2001 AHL All-Star Classic in Wilkes-Barre/Scranton. A 1994 graduate of Bowling Green State University, Macre also spent time teaching at Monroe Community College in Rochester, NY. In addition to his Athletic Training certification, Tim is also a certified Strength and Conditioning Specialist.

Macre resides in Lancaster, NY, with his wife Katie and their children Andrew (3) and Ashley (1).


Rip SIMONICK 1970 Equipment Manager


Robert "Rip" Simonick is entering his 40th season with the organization as Buffalo's Equipment Manager. Simonick, the longest tenured equipment manager in the National Hockey League continues to assist with player equipment needs and requests at home as well, as well as on the road.

Simonick's roots in professional hockey begin before the Sabres ever dropped their first puck. Simonick began as a stick boy with the Buffalo Bisons of the American Hockey League in 1964. After the team captured their 1969 Calder Cup in the last year of their existence, Simonick was hired by then newly appointed Sabres General Manager Punch Imlach to join the new team's equipment staff. On January 15, 2009, Simonick worked his 3,000th NHL game when the team played the Dallas Stars. Rip has also worked three NHL All-Star games (1974, 1989 and 2005). Among his favorite moments are the 1975 and 1999 Stanley Cup Finals among his favorite moments. Rip and his wife Mary Ann reside in Buffalo, NY.

Dave WILLIAMS 2005 Equipment Manager


David Williams returns for his sixth season with the Sabres as an Equipment Manager. Among his many duties, Williams is responsible for the purchase and inventory of all team equipment and uniforms, as well as equipment needs during each game and skate sharpening.

Williams graduated from Plattsburgh State, where he was a Student Manager with the university's hockey team from from 1992-1995. After graduation, Williams became the Head Equipment Manager for the Knoxville Cherokees/Pee Dee Pride in the East Coast Hockey League. Before joining the Sabres, Williams was the Head Equipment Manager for the Rochester Americans in the American Hockey League from 1998-2005.

Williams resides in North Chili, NY with his wife Tammy and children Maxwell (7) and Marni (5).

George BABCOCK 1992 Assistant Equipment Manager


George Babcock is entering his 18th season with the Sabres training staff. As the assistant equipment manager his duties include handling equipment issues and repairs, arranging transportation for the visiting teams, locker room setup and the day-to-day supplies needed by the team at both HSBC Arena and the Amherst Pepsi Center. Before joining the Sabres, Babcock assisted the team at their practice facility Sabreland. Babcock is a graduate of Starpoint High School. He resides in Williamsville, NY.

Chuck GARLOW 2003 Massage Therapist


Chuck Garlow enters his ninth season as the team's massage therapist. Prior to joining the Sabres training staff, Garlow spent five seasons with the Buffalo Blizzard in the same capacity. In 1995, he earned his New York State license from NYIM and gained his national certification upon graduation. He also has a BA from SUNY at Fredonia. Garlow has his own practice in Lewiston, NY. He is a native of Ransomville, NY.



SCOUTING DEPARTMENT



Bo Berglund
Amateur Scout




Craig Benning
Amateur Scout



Nik Fattey
Amateur Scout



Kim Gellert
Amateur Scout



Iouri Khmylev
Amateur Scout



Al MacAdam
Amateur Scout



Paul Merritt
Amateur Scout



Eric Weissman
Amateur Scout



Dennis Miller
Pro Scout/Player
Development



Ryan Vinz
Asst. Director
Hockey Analytics



Graham Beamish
Graduate Assistant
Hockey Analytics



Michael Bermingham
Coordinator of Hockey Ops.

MEDICAL STAFF



Les Bisson, M.D.
Medical Director



Nicholas Aquino, M.D.
Doctor



William Hartrich, M.D.
Doctor



Mark Feinberg, M.D.
Doctor



Steven Jensen, D.D.S.
Oral Surgeon



David Croglio, D.D.S.
Team Dentist



John Butsch, M.D.
Team Doctor Emeritus



SALES & BUSINESS DEVELOPMENT



John Livsey, Jr.
VP Sales & Business
Development



Joe Foy
Director of Corporate
Sales



Rob Nugent
Director of Corporate
Fulfillment



Gary Muxworthy
Director of Sales &
Marketing Rochester



Chad Buck
Corporate Fulfillment
Coordinator

FINANCE & ADMINISTRATION



Chuck LaMattina
Director of Finance &
Administration



Christine Ivansitz
Accounting Manager



Birgid Haensel
Payroll & Human
Resources Manager



Kim Binkley
Accounts Payable Clerk



Ann Pastwick
Receptionist



Erica Szczutkowski
Receptionist

LEGAL DEPARTMENT



Dave Zygaj
Director of Legal Affairs
& Human Resources



Nadine Leone
Executive Assistant



MARKETING DEPARTMENT



Robert Kopacz
Director of Marketing



Frank Cravotta
Director of Creative Services



Jenifer Dunford
Dir. of Game Presentation
& Special Events



Tom Matheny
Database Marketing
Manager



Vicki Sitek
Graphic Artist



Joe Magiera
Game Presentation
Coordinator



Jacqueline Tollar
Promotions Coordinator



Scott Miner
Website Manager



Erin Pollina
Website Content
Coordinator



Melissa Gebhardt
Graphics Consultant

BROADCAST & PRODUCTION



Chrisanne Bellas
Director of Broadcast
Services



Joe Pinter
TV Producer



Matt Gould
TV Director



Drew Boeing
Lead Feature Editor



Mark Blaszak
Photographer/Editor



Jason Wiese
Production Assistant



Jeff Hill
Scoreboard Director
& Editor



PUBLIC & COMMUNITY RELATIONS



Michael Gilbert
Director of
Public Relations



Kevin Snow
Mgr. of Publications &
Hockey Information



Chris Bandura
Coordinator of Media
Relations



Rich Jureller
Manager of Community
Relations



Teresa Belbas
Community Relations
Coordinator



Ed Grudzinski
Mascot Coordinator



Bill Wippert
Team Photographer



Gilbert Perreault
Corporate & Community
Relations Liaison



Larry Playfair
Director of Alumni
Relations



Ian Ott
Graduate Assistant



Sabretooth
Mascot

MERCHANDISE DEPARTMENT



Mike Kaminska
Director of Merchandise



Glenn Barker
Merchandise Manager
Inventory Control



Jeff Smith
Merchandise Manager
Event Sales



Alec Moslow
Store Manager



TICKET SALES OPERATIONS



John Sinclair
Director of Ticket
Operations & Services



Mike Tout
Account Services
Manager



Marty Maloney
Box Office Manager



Paul Barker
Box Office Coordinator



Gretchen Knott
Box Office Coordinator



Roxanne Anderson
Account Services
Representative



Kevin Kennedy
Account Services
Representative



Melissa Rugg
Account Services
Representative



Jessica Kindron
Account Services
Representative



Michelle Mitchell
Coordinator of
Suite Services



Joe Crozier
Special Consultant

HSBC ARENA SECURITY



Marc Brenner
Security Manager



James McDuffie
Security



HSBC ARENA STAFF



Stan Makowski
Director of Arena
Operations



Thomas Ahern
Director of Arena
Services



Jennifer Van Rysdam
Director of Event
Booking



Tracey Penner
Arena Marketing
Manager



Kevin Sylvester
Director of Amateur
Athletics



Robert Neumann
Event Manager



Beth Guiliani Gatto
Event Manager



Christine Porto
Administrative Assistant
Dept. of Operations



Mike Queeno
Manager of Technical
Communications



Ray Riel
Manager of Technical
Communications



Richard Arcangel III
Assistant Chief Engineer



Rashad Dukes
Maintenance Crew



Michael Destino
Maintenance Crew



Dennis Hooper
Building Services
Manager



Pete Cicero
Utility Crew Foreman



Rodney Bailey
Housekeeping Supervisor



Jason Sattleberg
Utility Crew



Ron Hudson
Housekeeping


Michael GILBERT 1997 Director of Public Relations


Michael Gilbert begins his 14th season with the Sabres organization, serving as the Director of Public Relations. Gilbert oversees the Public Relations Department for the Sabres, as well as for the Buffalo Bandits (NLL) and the community relations, youth hockey and fan development for the organizations. Prior to joining the Sabres, Gilbert was the Director of Public Relations for the New Jersey Devils from 1995-1997. He was part of a staff in New Jersey that earned the Professional Hockey Writers' Association's Dick Dillman Award for excellence in public relations for the 1996-97 season. Gilbert's success followed him to the Sabres where the Communications Department was acknowledged with the Dillman Award in 1997-98. Before his move to the NHL, Gilbert was the Assistant Director of Public Relations for the NFL's Philadelphia Eagles for four years (1991-95), assisting with the day-to-day operations of that team's PR department. His football background also includes stints as Assistant Director of Public Relations for the Raleigh-Durham Skyhawks of the WFLA (1990) and as a graduate assistant with the Buffalo Bills (1988-90). The move to the Sabres represented a homecoming for Gilbert, who grew up in the Buffalo suburb of Tonawanda. He graduated from Canisius College in Buffalo with degrees in communications and history. He and his wife Amy reside in Amherst, N.Y., with their sons, Mark (11) and Jack (9), and daughter, Grace (7).

Kevin SNOW 2005 Manager of Publications and Hockey Information


Kevin Snow is now in his sixth season with the Sabres after joining the team in August 2005. He is the editor of the team's media guide and yearbook; prepares the game notes for each game; writes press releases, coordinates media credentials, manages the press box on game nights, and serves as the team's primary liaison with the NHL Off-Ice Officials crew. Prior to the 2009-10 season he led a group that redesigned the NHL's Game Notes process and format. Before joining the Sabres he was a Communications Coordinator for WNED-TV in Buffalo (2002-04), and a Sports Reporter with the Associated Press (2002). Before relocating to Buffalo in 2000, he worked at TV Guide Canada in Toronto where he was the Sports Columnist (1994-98) and Sports Editor (1998-2000). Snow is an avid sports fan, and USA Hockey certified coach with the Buffalo Bison Hockey organization. Born in Calgary, Alta., and raised in Mississauga, Ont., Snow is a 1991 honors graduate of the Print Journalism program at Sheridan College (Oakville, Ont.), and also attended the University of Windsor (Ont.). He and his wife Christine live in Buffalo's Elmwood Village neighborhood with their daughter, Alexandra (8).

Chris BANDURA 2005 Coordinator of Media Relations


Chris Bandura enters his fourth season as the Sabres Coordinator of Media Relations. As the primary contact between the team and the media at home and on the road, he is responsible for arranging interviews, coordinating press conferences and assisting in game-day operations. Before joining the Sabres, Bandura spent two years as the Media Relations Coordinator for the Rochester Sports Group, which includes the Rochester Americans hockey team (AHL), Rochester Raging Rhinos soccer team (USL First Division), Rochester Knighthawks (NLL) and Rochester Rattlers (MLL). Prior to his stint in Rochester, Bandura was the Vice President of Operations for the Columbus Landsharks of the National Lacrosse League (2001-03). He is also spent time in the NLL Front Office as the Director of Media Relations (1999-2000). A 1999 graduate of Utica College of Syracuse University, Bandura was born and raised in Cheektowaga, NY. He and his wife, Kimberly, reside in West Seneca, NY, with their daughter Rosalie (4) and son Charlie (9 months).

Ian OTT 2010 Graduate Assistant


A photograph of three Buffalo Sabres players on an ice rink. The player in the center is wearing a dark jersey with the number 19 and the Sabres logo. He is raising his right fist in a celebratory gesture. To his left, another player is wearing a jersey with the number 29. To his right, a third player is wearing a jersey with the number 21 and the word 'STAFF' on the back. The background is a light-colored ice surface.

THE PLAYERS

1970



2010

2010-2011 BUFFALO SABRES

Media Guide



Chris
Butler

34

DEFENSE

ACQUIRED: 2005 SHOOTS: Left
BORN: May 23, 1986 in St. Louis, Missouri USA
HEIGHT: 6 ft 1 in WEIGHT: 200 lbs



CAREER TRANSACTIONS:

Buffalo's fourth-round selection (96th overall) in 2005 NHL Entry Draft.

Career Highlights

GOALS: 1, three times. **Most recent:** 1/18/10 @ PHX
ASSISTS: 2, two times. **Most recent:** 1/8/10 vs. TOR
POINTS: 2, two times. **Most recent:** 1/8/10 vs. TOR
PIM: 4, two times. **Most recent:** 1/14/10 @ ATL
LONGEST POINT STREAK:
2 games, 1/16/10 @ NYI - 1/18/10 ATL (1+1)

BUTLER vs. NHL



TEAM	GP	G	A	TP	PIM
ANAHEIM	3	0	0	0	4
ATLANTA	5	0	2	2	4
BOSTON	7	1	2	3	2
CALGARY	2	0	0	0	0
CAROLINA	8	0	3	3	2
CHICAGO	0	0	0	0	0
COLORADO	1	0	0	0	0
COLUMBUS	1	0	0	0	0
DALLAS	1	0	0	0	0
DETROIT	3	0	0	0	0
EDMONTON	2	0	0	0	0
FLORIDA	6	0	1	1	0
LOS ANGELES	2	0	1	1	2
MINNESOTA	0	0	0	0	0
MONTREAL	7	0	0	0	2
NASHVILLE	1	0	1	1	0
NEW JERSEY	4	0	1	1	2
N.Y. ISLANDERS	6	0	1	1	4
N.Y. RANGERS	3	0	1	1	0
OTTAWA	8	0	1	1	4
PHILADELPHIA	5	1	1	2	6
PHOENIX	4	1	1	2	0
PITTSBURGH	4	0	1	1	2
SAN JOSE	3	0	1	1	0
ST. LOUIS	1	0	2	2	0
TAMPA BAY	5	0	1	1	2
TORONTO	8	0	3	3	2
VANCOUVER	1	0	0	0	0
WASHINGTON	5	0	0	0	2

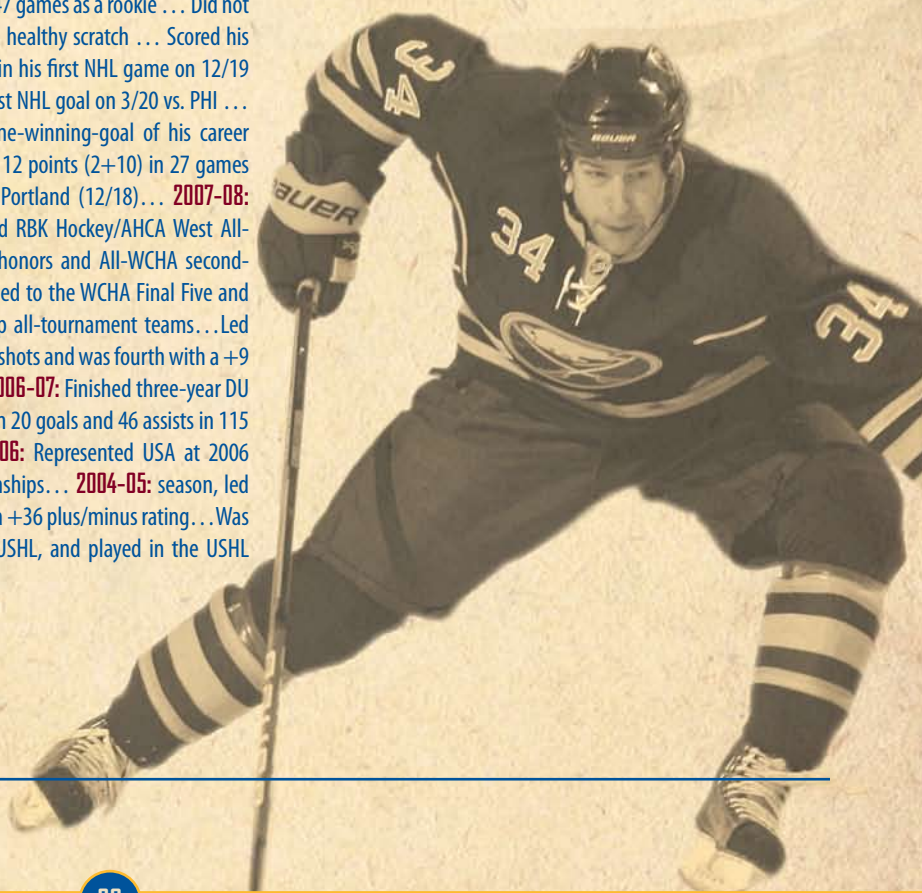
NHL TOTALS 106 3 24 27 40

REGULAR SEASON STATS 2009.2010

Games missed due to injury: 12 – ankle (12/5-12/26) ... Did not play in 11 games as a healthy scratch... Recorded first career multipoint game (0+2) @ STL ... Played in his 100th career game vs. OTT (3/26)... **2010 PLAYOFFS:** Did not dress for any of the six games vs. BOS.


NHL CAREER • NHL CAREER • NHL CAREER • NHL CAREER • NHL CAREER • NHL CAREER

2008-09: Appeared in 47 games as a rookie ... Did not play in four games as a healthy scratch ... Scored his first NHL point (assist) in his first NHL game on 12/19 vs. LA ... Scored his first NHL goal on 3/20 vs. PHI ... Recorded the first game-winning-goal of his career vs. BOS (3/11) ... Had 12 points (2+10) in 27 games at time of recall from Portland (12/18)... **2007-08:** Denver (WCHA): Earned RBK Hockey/AHCA West All-America second-team honors and All-WCHA second-team accolades... Named to the WCHA Final Five and Wells Fargo Denver Cup all-tournament teams... Led team with 110 blocked shots and was fourth with a +9 plus/minus rating... **2006-07:** Finished three-year DU career with 66 points on 20 goals and 46 assists in 115 career games... **2005-06:** Represented USA at 2006 World Junior Championships... **2004-05:** season, led Sioux City (USHL) with a +36 plus/minus rating... Was named First-Team All-USHL, and played in the USHL All-Star Game.



NHL CAREER • NHL CAREER • NHL CAREER • NHL CAREER • NHL CAREER • NHL CAREER • NHL CAREER • NHL CAREER

CAREER STATS BUTLER		NHL	REGULAR SEASON												PLAYOFFS				
Season	Team	League	GP	G	A	TP	+/-	PIM	PP	SH	GW	GT	S	S%	GP	G	A	TP	PIM
2003-04	Sioux City	USHL	55	3	6	9	--	37	--	--	--	--	--	--	7	0	1	1	6
2004-05	Sioux City	USHL	60	6	22	28	--	90	--	--	--	--	--	--	13	1	6	7	10
2005-06	Denver	WCHA	35	7	15	22	--	28	--	--	--	--	--	--	--	--	--	--	--
2006-07	Denver	WCHA	39	10	17	27	--	42	--	--	--	--	--	--	--	--	--	--	--
2007-08	Denver	WCHA	41	3	14	17	--	38	--	--	--	--	--	--	--	--	--	--	--
2008-09	Buffalo	NHL	47	2	4	6	11	18	0	0	1	--	36	5.6	--	--	--	--	--
	Portland	AHL	27	2	10	12	-3	14	1	0	0	--	--	--	4	0	0	0	0
2009-10	Buffalo	NHL	59	1	20	21	-15	22	0	0	0	--	61	1.6	--	--	--	--	--
NHL Totals			106	3	24	27	-4	40	0	0	1	--	97	3.1	--	--	--	--	--
BUF Totals			106	3	24	27	-4	40	0	0	1	--	97	3.1	--	--	--	--	--





Tim Connolly

19

CENTER

ACQUIRED: 2001 SHOOTS: Right
BORN: May 7, 1981 in Syracuse, New York USA
HEIGHT: 6 ft 1 in WEIGHT: 190 lbs



CAREER TRANSACTIONS: Acquired from the New York Islanders along with Taylor Pyatt in exchange for Michael Peca, June 24, 2001; originally selected by the Islanders in the first-round (5th overall) in the 1999 NHL Entry Draft.

Career Highlights

GOALS: 2, nine times. **Most recent:** 12/27/09 @ STL
ASSISTS: 4, 1/13/01 vs. PIT
POINTS: 4, three times. **Most recent:** 11/27/09 @ PHI (2+2)
PIM: 4, ten times. **Most recent:** 12/12/09 @ NYR
LONGEST POINT STREAK:
16 games, 12/23/09 @ WSH - 1/25/10 @ VAN (7+18)

CONNOLLY vs. NHL



TEAM	GP	G	A	TP	PIM
ANAHEIM	10	2	4	6	6
ATLANTA	26	8	16	24	14
BOSTON	30	6	18	24	14
BUFFALO	8	2	1	3	6
CALGARY	9	2	2	4	4
CAROLINA	29	6	13	19	12
CHICAGO	9	1	5	6	2
COLORADO	8	2	5	7	0
COLUMBUS	9	0	1	1	2
DALLAS	10	1	2	3	6
DETROIT	11	1	6	7	4
EDMONTON	8	3	4	7	4
FLORIDA	28	3	11	14	14
LOS ANGELES	8	0	6	6	0
MINNESOTA	7	1	2	3	0
MONTREAL	37	11	16	27	18
NASHVILLE	8	2	3	5	0
NEW JERSEY	28	6	6	12	12
N.Y. ISLANDERS	21	4	10	14	12
N.Y. RANGERS	30	1	8	9	20
OTTAWA	36	5	16	21	14
PHILADELPHIA	31	5	12	17	16
PHOENIX	12	3	6	9	4
PITTSBURGH	29	3	13	16	20
SAN JOSE	11	3	3	6	0
ST. LOUIS	9	4	5	9	2
TAMPA BAY	26	2	18	20	12
TORONTO	34	10	19	29	12
VANCOUVER	7	2	5	7	0
WASHINGTON	30	6	12	18	10
NHL TOTALS	559	105	248	353	240

REGULAR SEASON STATS 2009.2010

*Games missed due to injury: nine – lower body (3/27-4/11) ... Set new career highs in points (65) and assists (48) ... Career-high 16-game point streak (7+18) from 12/23-1/25; 3rd longest streak in franchise history and 3rd longest in the NHL this season ... Multi-point games: 17 ... Scored 100th career NHL goal @ ANA (1/19) ... Matched his career best, four-point game (2+2) @ PHI (11/27) ... Played in his 500th career NHL game @ BOS (11/7) ... Registered his 300th career NHL point vs. PHI (11/6) ... **2010 PLAYOFFS:** Finished with one assist in six games vs. BOS.*

NHL CAREER ■ NHL CAREER ■ NHL CAREER ■ NHL CAREER ■ NHL CAREER ■ NHL CAREER


2008-09: Games missed due to injury: 34; 24 – rib (11/15-1/9), 10 – back (10/10-11/1) ... Multi-point games: 12 ... Recorded 200th career NHL assist on 4/11 vs. BOS ... Scored a career-high 18 goals in 2008-09 ... Led Sabres with a plus-12 rating ... Tied career high with four points (2+2) vs. PHX (3/6) ... Four-point game @ PHX was highest point total by a Sabre in 2008-09 ... Scored six points (2+4) during a season-high five-game point streak from 2/4 vs. TOR to 2/13 vs. SJ ... **2007-08:** Games missed due to injury: 34; hip (27); abdominal strain (5); flu (2) ... Recorded one assist in the 400th game of his NHL career against Tampa Bay (10/27) ... Was sixth on the team in scoring with 40 points (7+33) ... His 33 assists ranked third on the team ... Recorded a season high three points (0+3) in a 4-3 OT win against Tampa Bay (2/20) ... **2006-07:** Made season debut at Washington (4/7) and scored his first goal of the year ... Missed 80 games due to injury ... Placed on Long-Term IR (10/31) while recovering from post-concussion symptoms related to the head injury suffered in Game 2 of the 2006 Eastern Conference semifinals ... **2007 PLAYOFFS:** Had nine points (0+9) in 16 games ... Had three points (0+3) in five games vs. NYI ... Collected four assists in six games vs. NYR ...

Had two assists in five games vs. OTT ... Picked up an assist on Briere's goal at 19:54 of third period to send Game 2 vs. OTT (5/12) to overtime ... Assisted on Drury's GWG in Game 4 at OTT (5/16) ... **2005-06:** Played in 63 games, with career highs in goals (16), assists (39) and points (55) ... Scored two goals and added an assist @ Ottawa (4/8) ... Scored goal and added two assists @ Montreal (12/1) ... Scored a power-play goal and had one assist vs. Montreal (11/25) ... Had one goal and two assists vs. Washington (11/17) ... Scored two goals including GWG, and added one assist vs. Toronto (11/11) ... Scored GWG and had one assist @ NY Islanders (10/29) ... Scored first goal of the season and added one assist @ Boston (10/20) ... This was Connolly's first regular season game since 4/2/03 vs. Atlanta after serving a two-game suspension for high-sticking, and missing the entire 2003-04 season due to post-concussion syndrome ... **2006 PLAYOFFS:** 11 points (4+7) in eight games ... Suffered concussion in Game 2 @ Ottawa (5/8) ... Scored three points (2+1) including tying goal with 10.7 left in the game @ Ottawa (5/5) ... Had two points (1+1) including GWG vs. Philadelphia (4/30) ... One goal and one assist @ Philadelphia (4/26) ... Had two assists vs. Philadelphia (4/24) ... Scored one goal vs. Philadelphia (4/22) ...

NHL CAREER • NHL CAREER • NHL CAREER • NHL CAREER • NHL CAREER • NHL CAREER • NHL CAREER • NHL CAREER • NHL CAREER

2004-05: Played 16 games for Langnau SC in the Swiss league, recording 11 points (8+3) in 16 games... **2003-04:** Missed entire regular season due to post-concussion syndrome, following concussion sustained in preseason game against Chicago (10/02) in Rochester... **2002-03:** Suspended (four games) by the NHL for a high-sticking incident vs. Atlanta (4/02), served two games (Boston, 4/05 and New Jersey, 4/06)... Had played in 286 consecutive games before suspension... Recorded six multi-point games, including in season's first two contests... Scored the game-winning goal vs. Atlanta (4/02) and also added assist... Scored PPG and had assist @ Atlanta (3/15)... Had four-game point streak (3+2) starting against Vancouver (2/07) and ending @ Detroit (2/13)... Had three-game point streak (1+2) beginning against Atlanta (11/09) and ending at home against Toronto (11/15)... Scored GWG and had PPA in 6-1 win @ Montreal (10/12)... Scored PPG and added assist in 5-1 win vs. N.Y. Islanders (10/10)... **2001-02:** Ranked third on team with 45 points (10+35) and second with 35 assists... One of five Sabres to play all 82 games... Scored GWG in 3-2 win vs. Vancouver (1/8)... Recorded season-high three assists (one on PP) vs. Chicago (12/19)... Had two PP points (1+1) in 5-2 win vs. Calgary (11/23)... Recorded two assists @ Detroit (10/12) for first multi-point game as Sabre... Scored first goal as Sabre in 3-2 win vs. Ottawa (10/26)... Played first game as Sabre vs. Atlanta (10/04). **2000-01:** Appeared in all 82 games with the Islanders, scoring 10 goals and 31 assists for 41 points... Had four-game point streak (1+5) end @ Pittsburgh (2/25)... Scored goal and had assist (both on PP) @ Vancouver (2/18)... Extended team-high point streak to seven games (4+6) with a PPG @ Minnesota (1/19)... Notched a career-high four assists (three on PP) in 6-5 win vs. Pittsburgh (1/13)... Scored goal (on PP) for third-straight

game at Pittsburgh (1/12)... Scored on PP @ Carolina (1/07) to end 30-game goal-less-streak... Notched three assists in 7-4 win vs. Tampa Bay (11/27)... Played in 100th NHL game vs. N.Y. Rangers (11/22)... **1999-00:** Led Islander rookies and tied for third in assists and PPGs, was third in points, was fourth in goals and was fifth in shots... Missed only one game as a healthy scratch, vs. Phoenix (1/10)... Finished tied for eighth in league among rookies in scoring, tied for ninth in assists and tied for 11th in goals... Made NHL debut @ Tampa Bay (10/2)... Scored first NHL goal and recorded first NHL assist vs. Colorado (10/10)... Became only the fifth 18-year-old player to score an OT goal in the NHL (since the 5:00 OT rule was instituted in 1983-84) when he tallied the game-winner 3:49 into the extra session vs. Tampa Bay (2/10)... Became the fourth-youngest player ever to take a penalty shot and became the third-youngest ever to score when he beat Jean-Sebastien Aubin vs. Pittsburgh (3/21)... Finished his rookie season with nine multi-point games... **1998-99:** Member of Team USA at 1999 World Junior Championships in Winnipeg... Led Erie in scoring with 34 goals and 34 assists for 68 points... Named Erie's Most Outstanding Player. **1997-98:** Set Erie Otters (OHL) record for longest point streak by recording 26 points (12+14) in 18 games... Named the Otters' Rookie of the Year.



CAREER STATS CONNOLLY



REGULAR SEASON

PLAYOFFS

Season	Team	League	GP	G	A	TP	+/-	PIM	PP	SH	GW	GT	S	S%	GP	G	A	TP	PIM
1996-97	Syracuse	OJHL	50	42	62	104	--	--	--	--	--	--	--	--	--	--	--	--	--
1997-98	Erie Otters	OHL	59	30	32	62	--	32	--	--	--	--	--	--	7	1	6	7	6
1998-99	Erie Otters	OHL	46	34	34	68	--	50	--	--	--	--	--	--	--	--	--	--	--
	Team USA	World Jr.	6	1	0	1	--	8	--	--	--	--	--	--	--	--	--	--	--
1999-00	NY Islanders	NHL	81	14	20	34	-25	44	2	1	1	1	114	12.3	--	--	--	--	--
2000-01	NY Islanders	NHL	82	10	31	41	-14	42	5	0	0	0	171	5.8	--	--	--	--	--
2001-02	Buffalo	NHL	82	10	35	45	4	34	3	0	3	0	126	7.9	--	--	--	--	--
2002-03	Buffalo	NHL	80	12	13	25	-28	32	6	0	2	0	159	7.5	--	--	--	--	--
2003-04	Buffalo	NHL	Missed Season due to injury																
2004-05	Langnau SC	Swiss	16	8	3	11	--	14	--	--	--	--	--	--	--	--	--	--	--
2005-06	Buffalo	NHL	63	16	39	55	5	28	7	0	3	--	99	16.2	8	5	6	11	0
2006-07	Buffalo	NHL	2	1	0	1	1	2	0	0	0	--	2	50.0	16	0	9	9	4
2007-08	Buffalo	NHL	48	7	33	40	4	8	3	1	3	--	111	6.3	--	--	--	--	--
2008-09	Buffalo	NHL	48	18	29	47	12	22	5	1	5	--	126	14.3	--	--	--	--	--
2009-10	Buffalo	NHL	73	17	48	65	10	28	7	1	5	--	206	8.3	6	0	1	1	2
NHL Totals			559	105	248	353	-31	240	38	4	22	1	1114	9.4	30	5	16	21	6
BUF Totals			396	81	197	278	8	154	31	3	21	0	829	9.7	30	5	16	21	6



Matt
Ellis

37

LEFT WING

ACQUIRED: 2008 SHOOTS: Left
BORN: August 31, 1981 in Welland, Ontario CAN
HEIGHT: 6 ft 1 in WEIGHT: 213 lbs



CAREER TRANSACTIONS:

Claimed off waivers from Los Angeles, October 1, 2008; Claimed off waivers by Los Angeles from Detroit, February 21, 2008; Signed as an undrafted free agent by Detroit, May 10, 2002.

Career Highlights

GOALS: 2, 1/3/09 @ BOS
ASSISTS: 2, 3/31/10 vs. FLA
POINTS: 3, 1/3/09 @ BOS
PIM: 2, 28 times. Most recent: 4/6/10 vs. NYR
LONGEST POINT STREAK:
4 games, 10/15/07 @ ANA to 10/24/07 vs. VAN (2+2)

CONNOLLY vs. NHL



TEAM	GP	G	A	TP	PIM
ANAHEIM	7	0	1	1	2
ATLANTA	3	1	0	1	0
BOSTON	10	3	2	5	2
CALGARY	4	0	0	0	0
CAROLINA	8	1	0	1	0
CHICAGO	7	0	0	0	2
COLORADO	5	0	1	1	2
COLUMBUS	3	0	0	0	0
DALLAS	6	0	0	0	0
DETROIT	3	0	1	1	0
EDMONTON	5	0	1	1	0
FLORIDA	6	1	3	4	0
LOS ANGELES	6	1	1	2	4
MINNESOTA	8	0	0	0	2
MONTREAL	9	0	1	1	2
NASHVILLE	10	1	0	1	6
NEW JERSEY	4	0	1	1	0
N.Y. ISLANDERS	5	0	1	1	0
N.Y. RANGERS	7	0	0	0	2
OTTAWA	12	1	2	3	4
PHILADELPHIA	6	0	0	0	4
PHOENIX	8	0	1	1	4
PITTSBURGH	3	0	0	0	0
SAN JOSE	7	1	1	2	8
ST. LOUIS	7	0	0	0	4
TAMPA BAY	5	0	1	1	0
TORONTO	10	2	1	3	4
VANCOUVER	6	1	1	2	4
WASHINGTON	7	0	0	0	0

NHL TOTALS 187 13 20 33 56

REGULAR SEASON STATS 2009.2010

Set career highs in games played (72), assists (10) and points (13)... Scored fourth career game-winning goal at Florida (10/21)... Had points in three consecutive games 10/13-10/21 (1+2)... Recorded two-point game 3/31 vs. Florida (0+2)... 2010 PLAYOFFS: Appeared in first career NHL playoff game 4/15 vs. Boston... Recorded first career NHL playoff point (goal) 4/17 vs. Boston.

NHL CAREER ■ NHL CAREER ■ NHL CAREER ■ NHL CAREER ■ NHL CAREER ■ NHL CAREER

2008-09: Claimed off waivers from Los Angeles (10/1)... Did not play in 19 additional games as a healthy scratch... Sent to Portland from 11/8 to 12/17... Multi-point games: two... Played in 100th career game at Ottawa (2/7)... Set career highs in goals (7), assists (5) and points (12)... Set career high with three points (2+1) against Boston (1/3)... Recorded points in back-to-back games three times, season-high four points (2+2) in two games starting 1/3 at Boston and ending 1/6 vs. Ottawa... In 12 games with Portland had four points (2+2) and four PIM... 2007-08: Recorded first goal as a King at Nashville (3/13)... Recorded first point as a King with an assist at Colorado (3/1)... Made Kings debut vs. Chicago (2/23)... Claimed off waivers from Detroit (2/21)... Had NHL career-high four-game point streak (2+2), which lasted from 10/15 -10/24 (with Detroit)... Scored first career NHL goal (game-winner) at San Jose (with Detroit on 10/18)... Collected first NHL point with an assist at Anaheim (with Detroit on 10/15)... 2006-07: Recorded 49 points (26+23) in 65 regular season games with Grand Rapids... His 26 goals led Grand Rapids, while his 49 points was second on the club... It was the fourth straight season he improved his point total in the AHL... Recorded second pro hat trick and tied pro career high with four points (3+1) vs.

San Antonio (2/16)... Established pro career high in assists and tied pro career high in points with four helpers at Wilkes-Barre/Scranton (1/5)... Established pro career high with a seven-game point streak (8+3), from 2/10 to 3/23... Had seven points (4+3) in seven playoff games with Grand Rapids... His seven postseason points and four postseason goals led Grand Rapids, while his three postseason assists was second on the club... Was Grand Rapids team captain for the second season... Appeared in 16 games with Detroit... Recalled to Detroit on three different occasions... Made NHL debut at Columbus (12/18)... 2005-06: Recorded 48 points (20+28) in 74 regular season games with Grand Rapids... Recorded his first professional 20-goal season and established an AHL career high with his 28 assists and 61 penalty minutes... Tied pro career high with four points (2+2) vs. Hamilton (12/30)... Had five points (4+1) in 16 playoff games with Grand Rapids, helping the Griffins advance to the Western Conference Finals... Was Grand Rapids team captain... 2004-05: Recorded 41 points (18+23) in 79 regular season games with Grand Rapids... His 18 goals was third on Grand Rapids, while his 41 points was tied for second on the club... 2003-04: Recorded 15 points (5+10) in 64 regular season games with Grand Rapids... Also played

NHL CAREER ■ NHL CAREER ■ NHL CAREER ■ NHL CAREER ■ NHL CAREER ■ NHL CAREER ■ NHL CAREER ■ NHL CAREER ■ NHL CAREER

in four postseason games with Grand Rapids, tallying zero points and 2 PIM... **2002-03:** Recorded 59 points (27+32) in 71 regular season games with Toledo (ECHL)... His 27 goals led Toledo, while

his 59 points were second and 32 assists were third on the club... Recorded first pro hat trick at Peoria (3/8)... Established pro career high with four points (2+2) vs. Peoria (11/8)... Established then pro career high with a six-game point streak (4+5), from 12/28 to 1/10.

CAREER STATS ELLIS



REGULAR SEASON

PLAYOFFS

Season	Team	League	GP	G	A	TP	+/-	PIM	PP	SH	GW	GT	S	S%	GP	G	A	TP	PIM
1998-99	St. Michael's	OHL	47	10	8	18	--	6	--	--	--	--	--	--	--	--	--	--	--
1999-00	St. Michael's	OHL	59	15	20	35	--	20	--	--	--	--	--	--	--	--	--	--	--
2000-01	St. Michael's	OHL	68	21	24	45	--	19	--	--	--	--	--	--	18	4	8	12	6
2001-02	St. Michael's	OHL	66	38	51	89	--	20	--	--	--	--	--	--	15	8	6	14	6
2002-03	Toledo	ECHL	71	27	32	59	--	34	--	--	--	--	--	--	7	3	5	8	0
2003-04	Grand Rapids	AHL	64	5	10	15	--	23	--	--	--	--	--	--	4	0	0	0	2
2004-05	Grand Rapids	AHL	79	18	23	41	10	59	1	4	1	--	--	--	--	--	--	--	--
2005-06	Grand Rapids	AHL	74	20	28	48	18	61	3	3	2	--	--	--	16	4	1	5	-2
2006-07	Detroit	NHL	16	0	0	0	-1	6	0	0	0	--	22	0.0	--	--	--	--	--
	Grand Rapids	AHL	65	26	23	49	0	44	10	5	5	--	--	--	7	4	3	7	4
2007-08	Detroit	NHL	35	2	4	6	1	12	0	0	1	--	28	7.1	--	--	--	--	--
	Los Angeles	NHL	19	1	1	2	2	14	0	1	0	--	38	2.6	--	--	--	--	--
2008-09	Buffalo	NHL	45	7	5	12	4	12	0	0	2	--	73	9.6	--	--	--	--	--
	Portland	AHL	12	2	2	4	-2	4	0	0	0	--	--	--	--	--	--	--	--
2009-10	Buffalo	NHL	72	3	10	13	-1	12	0	0	1	--	112	2.7	3	1	0	1	0
NHL Totals			187	13	20	33	5	56	0	1	4	--	273	4.8	3	1	0	1	0
BUF Totals			117	10	15	25	3	24	0	0	3	--	185	5.4	3	1	0	1	0



Tyler
Ennis

63

CENTER

ACQUIRED: 2008 SHOOTS: Left
BORN: October 6, 1989 in Edmonton, Alberta CAN
HEIGHT: 5 ft 9 in WEIGHT: 157 lbs



CAREER TRANSACTIONS:

Selected in the first-round (26th overall) in the 2008 NHL Entry Draft.

Career Highlights

GOALS: 1, three times. **Most recent:** 4/6/10 vs. NYR
ASSISTS: 2, two times. **Most recent:** 4/6/10 vs. NYR
POINTS: 3, 4/6/10 vs. NYR (1+2)
PIM: 2 three times. **Most recent:** 4/11/10 @ NJD
LONGEST POINT STREAK:
2 two times. **Most recent:** 3/31/10 vs. FLA to 4/1/10 @ TOR (1+1)

ENNIS vs. NHL



TEAM	GP	G	A	TP	PIM
ANAHEIM	0	0	0	0	0
ATLANTA	0	0	0	0	0
BOSTON	2	0	0	0	2
CALGARY	0	0	0	0	0
CAROLINA	0	0	0	0	0
CHICAGO	0	0	0	0	0
COLORADO	0	0	0	0	0
COLUMBUS	0	0	0	0	0
DALLAS	0	0	0	0	0
DETROIT	0	0	0	0	0
EDMONTON	0	0	0	0	0
FLORIDA	1	1	0	1	0
LOS ANGELES	0	0	0	0	0
MINNESOTA	0	0	0	0	0
MONTREAL	1	0	0	0	0
NASHVILLE	0	0	0	0	0
NEW JERSEY	1	0	0	0	2
N.Y. ISLANDERS	0	0	0	0	0
N.Y. RANGERS	1	1	2	3	0
OTTAWA	1	0	1	1	0
PHILADELPHIA	1	1	0	1	0
PHOENIX	0	0	0	0	0
PITTSBURGH	0	0	0	0	0
SAN JOSE	0	0	0	0	0
ST. LOUIS	0	0	0	0	0
TAMPA BAY	1	0	2	2	0
TORONTO	1	0	1	1	2
VANCOUVER	0	0	0	0	0
WASHINGTON	0	0	0	0	0

NHL TOTALS 10 3 6 9 6

REGULAR SEASON STATS 2009.2010

Named 2009-10 AHL Rookie of the Year... Named to 2009-10 AHL All-Rookie Team... Scored first AHL goal and assist in four-point performance (3+1) vs. Hartford (10/16)... Scored first career NHL goal in NHL debut @ PHI (11/14); 21st Sabres skater to score in his debut, and first since Denis Hamel on 1/6/2000... Named MVP of 2010 AHL All-Star Game after tallying three points (1+2) for the Canadian All-Stars... Registered first career three-assist game at Manchester (1/12)... Recalled to Buffalo on an emergency basis (3/27)... Recorded a three-point game (1+2) vs. NYR (4/6)... **2010 PLAYOFFS:** Made NHL playoff debut vs. BOS (4/15)... Registered first NHL playoff point (assist) vs. BOS (4/17)... Scored first NHL playoff goal vs. BOS (4/23).


NHL CAREER • NHL CAREER • NHL CAREER • NHL CAREER • NHL CAREER • NHL CAREER

2008-09: Named alternate captain for Medicine Hat (WHL)... Tied career high with team-high 43 goals... Led all Medicine Hat skaters with 85 points... Led team in playoff scoring with 19 points (8+11)... Selected to WHL East Division First All-Star Team and named WHL Most Sportsmanlike Player for second consecutive year... Represented Team Canada at 2010 World Junior Championship... Scored seven points (3+4) in six games, helping Canada to a gold medal... **2007-08:** Led Medicine Hat skaters in all scoring categories, setting career-high marks in each (43+48=91)... Participated in the 2008 Top Prospects Game... Scored a goal while serving as alternate captain for Team WHL at the 2008 Canada-Russia Challenge... Tied for team lead with four playoff points (0+4)... Nominated to WHL East Division First All-Star Team... Named WHL Most Sportsmanlike Player.



NHL CAREER • NHL CAREER • NHL CAREER • NHL CAREER • NHL CAREER • NHL CAREER • NHL CAREER • NHL CAREER

CAREER STATS		ENNIS	REGULAR SEASON													PLAYOFFS				
Season	Team	League	GP	G	A	TP	+/-	PIM	PP	SH	GW	GT	S	S%	GP	G	A	TP	PIM	
2005-06	Medicine Hat	WHL	43	3	7	10	-1	10	2	0	--	--	--	--	7	0	0	0	0	
2006-07	Medicine Hat	WHL	71	26	24	50	1	30	13	0	--	--	--	22	8	4	12	6		
2007-08	Medicine Hat	WHL	70	43	48	91	11	42	15	0	--	--	--	5	0	4	4	6		
2008-09	Medicine Hat	WHL	61	43	42	85	11	21	13	2	--	--	--	11	8	11	19	10		
	Canada	WJC	6	3	4	7	1	0	--	--	--	--	--	--	--	--	--	--	--	
2009-10	Portland	AHL	69	23	42	65	-1	12	9	0	--	--	184	12.5	--	--	--	--	--	
	Buffalo	NHL	10	3	6	9	1	6	0	0	0	--	23	13.0	6	1	3	4	0	
NHL Totals			10	3	6	9	1	6	0	0	0	--	23	13.0	6	1	3	4	0	
BUF Totals			10	3	6	9	1	6	0	0	0	--	23	13.0	6	1	3	4	0	





Paul Gaustad

28

CENTER

ACQUIRED: 2000 SHOOTS: Left
BORN: February 3, 1982 in Fargo, North Dakota USA
HEIGHT: 6 ft 5 in WEIGHT: 212 lbs



CAREER TRANSACTIONS: Selected in the seventh-round (220th overall) in the 2000 NHL Entry Draft.

Career Highlights

GOALS: 2, five times. **Most recent:** 3/4/09 vs. MTL
ASSISTS: 2, six times. **Most recent:** 3/20/10 @ FLA
POINTS: 3, 11/20/06 vs. TB
PIM: 27, 12/2/06 @ WSH
LONGEST POINT STREAK:
4 games, two times. **Most recent:** 1/1/07 vs. NYI - 1/6/07 @ TOR (2+2)

GAUSTAD vs. NHL



TEAM	GP	G	A	TP	PIM
ANAHEIM	5	1	3	4	26
ATLANTA	18	1	1	2	17
BOSTON	31	5	9	14	34
CALGARY	3	0	0	0	5
CAROLINA	18	2	7	9	23
CHICAGO	3	0	0	0	2
COLORADO	3	1	1	2	0
COLUMBUS	4	0	0	0	8
DALLAS	3	2	0	2	9
DETROIT	6	2	1	3	0
EDMONTON	2	0	1	1	2
FLORIDA	19	1	2	3	13
LOS ANGELES	2	0	1	1	0
MINNESOTA	1	0	0	0	0
MONTREAL	28	4	2	6	44
NASHVILLE	4	0	2	2	6
NEW JERSEY	17	2	3	5	6
N.Y. ISLANDERS	16	2	6	8	19
N.Y. RANGERS	16	0	5	5	27
OTTAWA	30	3	5	8	37
PHILADELPHIA	17	4	5	9	8
PHOENIX	5	1	1	2	8
PITTSBURGH	17	5	3	8	9
SAN JOSE	4	3	0	3	8
ST. LOUIS	4	0	1	1	0
TAMPA BAY	19	6	9	15	24
TORONTO	29	5	11	16	35
VANCOUVER	3	1	0	1	4
WASHINGTON	15	1	2	3	40

NHL TOTALS 342 52 81 133 414

REGULAR SEASON STATS 2009.2010

*Games missed due to injury: 17; 10 – leg (11/28-12/18), five – upper body (3/3-3/16), two – flu-like symptoms . . . Matched his career-high with 12 goals. . . Was sixth in the NHL with 57.4 faceoff %... Second on team in both total faceoffs (1043) and wins (599) . . . Third on team with 112 hits. . . Played in 300th career game @ TOR (12/21) . . . Recorded consecutive goals in three games (3/26 – 3/29) . . . **2010 PLAYOFFS:** Recorded one assist in six games.*

NHL CAREER ■ NHL CAREER ■ NHL CAREER ■ NHL CAREER ■ NHL CAREER ■ NHL CAREER

2008-09: Games missed due to injury: 20; 11 – upper body (12/19-12/27 & 2/6-2/17), nine – thumb (10/10-10/30) . . . Multi-point games: five . . . Set career high with 12 goals and 108 penalty minutes . . . Recorded 100th career NHL point (assist) @ NYR (2/21) . . . Recorded four points (1+3) over a season-high four-game point streak beginning on 2/19 @ PHI and ending on 2/26 @ CAR . . . Tied career-high with two goals in a game three times: 3/4 vs. MTL, 1/15 vs. DAL and 11/28 vs. PIT. . . **2007-08:** Appeared in 82 games for the first time in his NHL career. . . Scored a career high 36 points (10+26) . . . Set a career high in goals (10) and assists (26) . . . Had six multi-point games. . . Scored two goals @ San Jose (12/8) . . . Recorded back-to-back games with two assists against Toronto (3/15) and Tampa Bay (3/19) . . . Had two assists vs. Carolina (12/1) . . . **2006-07:** Games missed due to injury: 28 . . . Placed on IR on Feb. 16 with severed tendon in left ankle . . . injury occurred vs. OTT on Feb. 7 . . . Multi-point games: 1 . . . Recorded 18 points (7+11) in first 41 games of season . . . Scored career-high three points (2+1) vs. TB (11/20) . . . **2007 PLAYOFFS:** Had one assist in seven games . . . Returned to the lineup in Game 5 vs. NYR after suffering ankle injury on Feb. 7 . . . Picked up an assist in Game 6 at NYR (5/6) . . . 2005-06: Scored 24 points in 78 games in

his rookie year. . . Missed three games due to head injury. . . Scored Buffalo's only regulation goal in 2-1 SO win @ Philadelphia (12/19) . . . Scored first career NHL goal vs. Pittsburgh (10/10) . . . Picked up his first NHL point vs. Boston (10/7) . . . **2006 PLAYOFFS** Four points (0+4) in 18 games . . . One of 11 Sabres to play in all 18 playoff games . . . Had three assists vs. Philadelphia (4/24) . . . **2004-05:** Appeared in 76 games for the Rochester Americans (AHL), collecting 43 points (18+25) . . . Tied for team lead in playoff points with 11 (6+5) . . . Set career-high in goals (18) . . . Finished the regular season with 43 points (18+25) . . . Picked up two goals @ Manitoba on 3/5 . . . Scored two goals against Philadelphia on 1/21 . . . Scored two goals @ Utah on 12/8 . . . **2003-04:** Ranked second on Amerks with 169 penalty minutes . . . Was sixth in points (31) and fourth in assists (22) . . . 2004 Playoffs: Ranked ninth in AHL postseason with 10 assists . . . Picked up goal and assist against Syracuse (4/21) . . . Recorded goal and two assists in game five win over Syracuse (4/25) . . . Scored game-winning goal and added assist in game one win @ Hamilton (5/05) . . . **2002-03:** Made NHL debut against Colorado (3/24) after being recalled from Rochester . . . Named Rochester's Unsung Hero and the Booster Club's Most Improved Player . . . The lone Amerk to play in all 80 games . . .

NHL CAREER ■ NHL CAREER ■ NHL CAREER ■ NHL CAREER ■ NHL CAREER ■ NHL CAREER ■ NHL CAREER ■ NHL CAREER ■ NHL CAREER

Finished tied for third with 53 points (14+39)... Ranked second on team with 39 assists and was fourth with 137 PIMs... His 39 assists were most by Amerk rookie since Barrie Moore's 29 in 1995-96... Was tied for eighth in rookie scoring and finished second in assists... Led all rookies with 51 minor penalties... Had five-game point streak (1+6) from 2/28 to 3/07... Recorded second multi-goal game of career @ Cincinnati (1/11)... Scored first professional goal @ Cleveland (11/15)... Named November's Mary Cariola VIP Player of the Month for community service... Recorded first professional point vs. Hamilton (10/14). **2001-02:** Registered career highs in goals (36), assists (44) and points (80) with the Portland Winter Hawks... Started season with nine goals in first 13 games and posted points in 10 of his first 13 games... Scored three points (2+1) in the 2002 Hershey Cup All-Star Series (2/06)... Posted 10-

game point streak, (6+14), from 12/14 to 1/08... Voted by teammates as team MVP... **2000-01:** Fired the hardest shot in the history of the Winter Hawks' Skills Challenge in the 2001 event (97 MPH)... Ranked behind Spokane's Brandin Cote by peers in voting for "Top Defensive Forward" in the "Best of the West" poll conducted by the Tri-City Herald... Western Conference nominee for WHL Humanitarian of the Year in part because of his work with Emmanuel Children's Hospital... Recorded first career hat trick and multiple goal game in a 5-2 win over Seattle (3/09)... Finished behind only to Red Deer's Martin Erat in playoff goals per game (.625), while leading Portland's Western Conference championship team in playoff scoring with 16 points in 16 games... Posted nine points (5+4) and +7 rating in the Hawks' 4-2 series win over Prince George in the first round... Posted six points (4+2) and a +4 rating in the 4-1 series win over Spokane in the 2001 Western Conference Finals... **1999-00:** Started season playing for the BCJHL's team in Burnaby, B.C., until joining Portland, 11/02... Named Portland's Scholastic Player and was a finalist for the WHL Scholastic Player of the Year Award... Posted five-game point streak (0+5) from 10/22 to 11/4.


CAREER STATS GAUSTAD



REGULAR SEASON

PLAYOFFS

Season	Team	League	GP	G	A	TP	+/-	PIM	PP	SH	GW	GT	S	S%	GP	G	A	TP	PIM
1999-00	Portland	WHL	56	6	8	14	--	110	--	--	--	--	--	--	--	--	--	--	--
2000-01	Portland	WHL	70	11	30	41	--	168	--	--	--	--	--	--	16	10	6	16	59
2001-02	Portland	WHL	72	36	44	80	--	202	--	--	--	--	--	--	6	3	1	4	16
2002-03	Rochester	AHL	80	14	39	53	2	137	4	3	1	0	151	9.3	3	0	0	0	4
	Buffalo	NHL	1	0	0	0	0	0	0	0	0	0	0.0	--	--	--	--	--	
2003-04	Rochester	AHL	78	9	22	31	-9	169	6	1	3	--	175	5.1	16	3	10	13	30
2004-05	Rochester	AHL	76	18	25	43	2	192	7	0	5	--	141	12.8	9	6	5	11	16
2005-06	Buffalo	NHL	78	9	15	24	4	65	0	0	0	--	113	8.0	18	0	4	4	14
2006-07	Buffalo	NHL	54	9	13	22	11	74	3	0	0	--	75	12.0	7	0	1	1	2
2007-08	Buffalo	NHL	82	10	26	36	-4	85	5	0	2	--	136	7.4	--	--	--	--	--
2008-09	Buffalo	NHL	62	12	17	29	4	108	3	1	1	--	122	9.8	--	--	--	--	--
2009-10	Buffalo	NHL	65	12	10	22	-7	82	3	0	1	--	111	10.8	6	0	1	1	8
NHL Totals			342	52	81	133	8	414	14	1	4	0	557	9.3	31	0	6	6	24
BUF Totals			342	52	81	133	8	414	14	1	4	0	557	9.3	31	0	6	6	24





Nathan Gerbe

42

CENTER

ACQUIRED: 2005 SHOOTS: Left
BORN: July 24, 1987 in Oxford, Michigan USA
HEIGHT: 5 ft 5 in WEIGHT: 178 lbs



CAREER TRANSACTIONS: Selected in the fifth-round (142nd overall) in the 2005 NHL Entry Draft.

Career Highlights

GOALS: 1, two times. **Most recent:** 3/31/10 vs. FLA
ASSISTS: 1, four times. **Most recent:** 4/10/10 @ OTT
POINTS: 2, 12/9/09 vs. WASH (1+1)
PIM: 4, 4/8/10 @ BOS
LONGEST POINT STREAK:
2 games, 4/8/10 @ BOS to 4/10/10 @ OTT (1+1)

GERBE vs. NHL



TEAM	GP	G	A	TP	PIM
ANAHEIM	0	0	0	0	0
ATLANTA	0	0	0	0	0
BOSTON	2	0	1	1	4
CALGARY	0	0	0	0	0
CAROLINA	1	0	0	0	0
CHICAGO	1	0	0	0	0
COLORADO	0	0	0	0	0
COLUMBUS	0	0	0	0	0
DALLAS	0	0	0	0	0
DETROIT	0	0	0	0	0
EDMONTON	0	0	0	0	0
FLORIDA	1	1	0	1	0
LOS ANGELES	0	0	0	0	0
MINNESOTA	0	0	0	0	0
MONTREAL	1	0	0	0	0
NASHVILLE	0	0	0	0	0
NEW JERSEY	2	0	1	1	0
N.Y. ISLANDERS	0	0	0	0	0
N.Y. RANGERS	0	0	0	0	0
OTTAWA	1	0	0	0	0
PHILADELPHIA	0	0	0	0	0
PHOENIX	0	0	0	0	0
PITTSBURGH	1	0	0	0	2
SAN JOSE	1	0	0	0	0
ST. LOUIS	0	0	0	0	0
TAMPA BAY	2	0	0	0	2
TORONTO	3	0	0	0	0
VANCOUVER	0	0	0	0	0
WASHINGTON	2	1	1	2	0

NHL TOTALS 20 2 4 6 8

REGULAR SEASON STATS 2009.2010

Played 10 NHL games in two separate recalls to Buffalo... Missed eight NHL games with groin injury... Scored first career NHL goal vs. Washington (12/9)... Scored first career GWG vs. Florida (3/31)... Had his second career AHL four-point (1+3) game vs. Hartford (10/16)... Played 100th career AHL game at Providence (3/26)... Netted a goal for PlanetUSA in the 2010 AHL All-Star Game played... **2010 PLAYOFFS:** Recorded first career NHL playoff point (assist) in first career NHL playoff game vs. BOS (4/23).

NHL CAREER ■ NHL CAREER ■ NHL CAREER ■ NHL CAREER ■ NHL CAREER ■ NHL CAREER

2007-08: Games missed due to injury: six – upper body (12/17-12/27) ... Played in first career NHL game 12/6 @ TB ... Recorded first career NHL point (assist) @ NJ (12/13) ... In 10 games with Buffalo Gerbe was a +3 with one assist ... Recipient of the Dudley (Red) Garrett Memorial Award as the AHL's Most Outstanding Rookie ... Named to AHL All-Rookie Team ... Named to PlanetUSA roster for AHL All-Star Game... Led all AHL rookies with 30 goals ... Finished with 53 points (27+26) in 54 games in Portland... **COLLEGE:** Boston College (NCAA): Named USA Hockey's National College Player of the Year... Finalist for Hobey Baker Award... Led the nation in scoring... Named Most Outstanding Player of the Frozen Four after scoring eight points (5+3) in two games – highlighted by his two-goal performance in 4-1 win over Notre Dame in the Championship Game... Tied the record for goals in a single NCAA tournament with seven... His five goals in the Frozen Four ranks fourth all-time... Scored points in 30 of 43 games, including a career-best five point (4+1) outing at Harvard (12/12)... Also scored four points in a game on five separate occasions... Averaged 1.08 points per game with 133 points (71+62) in 123 games ... Represented the US at the World Junior Hockey Championships (2006, 2007), and at the World Under-18 Championships

(2004, 2005)... Prior to attending Boston College, spent two seasons (2003-05) with the U.S. National Under-18 Team in Ann Arbor, Mich.



NHL CAREER • NHL CAREER • NHL CAREER • NHL CAREER • NHL CAREER • NHL CAREER • NHL CAREER • NHL CAREER

CAREER STATS GERBE			REGULAR SEASON													PLAYOFFS				
Season	Team	League	GP	G	A	TP	+/-	PIM	PP	SH	GW	GT	S	S%	GP	G	A	TP	PIM	
2005-06	Boston College	NCAA	37	10	7	17	--	67	2	1	2	--	--	--	--	--	--	--	--	
2006-07	Boston College	NCAA	41	25	22	47	--	76	9	4	6	--	--	--	--	--	--	--	--	
2007-08	Boston College	NCAA	43	35	33	68	--	65	9	3	4	--	--	--	--	--	--	--	--	
2008-09	Portland	AHL	57	30	26	56	2	63	13	0	4	--	--	--	5	0	0	0	4	
2008-09	Buffalo	NHL	10	0	1	1	3	4	0	0	0	--	24	0.0	--	--	--	--	--	
2009-10	Portland	AHL	44	11	27	38	-5	46	6	0	--	--	136	8.1	5	0	0	0	4	
	Buffalo	NHL	10	2	3	5	1	4	2	0	1	--	29	6.9	2	1	1	2	0	
NHL Totals			20	2	4	6	4	8	2	0	1	--	53	3.8	2	1	1	2	0	
BUF Totals			20	2	4	6	4	8	2	0	1	--	53	3.8	2	1	1	2	0	





Mike
Grier

25

RIGHT WING

ACQUIRED: 2009 SHOOTS: Right
BORN: January 5, 1975 in Detroit, Michigan USA
HEIGHT: 6 ft 1 in WEIGHT: 224 lbs



CAREER TRANSACTIONS:

Re-signed with Buffalo on May 17, 2010; Signed with Buffalo as an unrestricted free agent on August 10, 2009; Signed as an unrestricted free agent by San Jose on July 3, 2006; Acquired from Washington on March 9, 2004, in exchange for Jakub Klepis; Traded to Washington by Edmonton for Washington's 2nd round choice and Vancouver's (previously acquired) 3rd round choice in the 2003 NHL Entry Draft; Rights traded to Edmonton by St. Louis with Curtis Joseph for St. Louis' 1st round choices in 1996 and 1997.

Career Highlights

GOALS: 3, 3/20/99 vs. Vancouver
ASSISTS: 3, four times. **Most recent:** 3/9/06 vs. TB
POINTS: 3, ten times. **Most recent:** 12/27/09 @ STL (2+1)
PIM: 20, 12/30/99 @ LA
LONGEST POINT STREAK:
5 games, two times. **Most recent:** 10/18/08 vs. PHL to 10/25/08 @ TB

GRIER vs. NHL



TEAM	GP	G	A	TP	PIM
ANAHEIM	49	6	7	13	16
ATLANTA	23	5	5	10	2
BOSTON	33	4	8	12	22
BUFFALO	19	3	5	8	18
CALGARY	44	12	9	21	27
CAROLINA	31	6	5	11	17
CHICAGO	32	6	8	14	26
COLORADO	44	7	10	17	16
COLUMBUS	23	2	8	10	4
DALLAS	45	4	6	10	37
DETROIT	37	3	5	8	36
EDMONTON	15	3	3	6	0
FLORIDA	31	5	4	9	26
LOS ANGELES	51	7	9	16	30
MINNESOTA	25	8	5	13	6
MONTREAL	37	4	9	13	18
NASHVILLE	27	7	4	11	10
NEW JERSEY	27	4	8	12	14
N.Y. ISLANDERS	27	5	2	7	8
N.Y. RANGERS	26	3	4	7	8
OTTAWA	32	2	5	7	8
PHILADELPHIA	28	4	5	9	8
PHOENIX	47	7	15	22	16
PITTSBURGH	29	5	8	13	12
SAN JOSE	30	3	11	14	32
ST. LOUIS	36	10	7	17	4
TAMPA BAY	33	5	13	18	30
TORONTO	44	6	9	15	28
VANCOUVER	43	7	7	14	21
WASHINGTON	19	4	6	10	2

NHL TOTALS 987 157 210 367 498

REGULAR SEASON STATS 2009.2010

Games missed due to injury: five – groin (11/13-11/21)... Also missed four games (12/7-12/12) following the death of his mother... Fourth on team with 97 hits... Matched his career high with three points (2+1) @ STL (12/27)... Recorded his 200th career NHL assist vs. MTL (12/3)... Had two different three-game point streaks: (11/28-12/3; 12/23-12/27)... **2010 PLAYOFFS:** Led Buffalo with 33 hits in six games, including 15 in first two games of series.

NHL CAREER • NHL CAREER • NHL CAREER • NHL CAREER • NHL CAREER • NHL CAREER

2008-09: 3rd on team in hits (147)... T-12th in NHL in SH points (4)... Activated from IR and returned to lineup on April 7 vs. Colorado...Placed on Injured Reserve on March 3 (knee)... Scored two goals including GWG on Jan. 3 vs. the Islanders... Posted a game-high seven hits vs. New York Rangers on Dec. 20...Missed two games (Nov. 16-17) due to injury (lower body)...Tied his career-high with his five-game point streak (1-4=5) from Oct. 18-28...Set a career high with a four-game assist streak from Oct. 18-25... **2009 PLAYOFFS:** T-1st on the team in hits (16)... **2007-08:** Finished 14th in the voting for the Frank Selke Trophy (defensive forward)... T-3rd on the team in game-winning goals (four)... T-8th in the League in shorthanded goals (three) and 14th among League forwards in blocked shots (58)...Appeared in his 800th game on Dec. 8 vs. Buffalo...Scored game-winning goals in back-to-back games (Dec. 3 at Colorado and Nov. 30 vs. Colorado)... Missed Oct. 27 at Columbus and Oct. 29 at Dallas due to injury (groin)... **2008 PLAYOFFS:** Recorded lone playoff point by assisting on Pavelski's game-winning goal in Game 7 of the WCQF vs. Calgary...**2006-07:** T-10th in the NHL and led team with three shorthanded goals (which tied his career high established in 1999-00 and 2000-01)... Scored his 15th goal of the season vs. Chicago on March 13, the most since posting 15 with Washington in 2002-03...

Unsuccessful on penalty shot vs. Colorado's Jose Theodore on Dec. 7... **2007 PLAYOFFS:** When San Jose was eliminated, was T-3rd in the League in PIM (27)...Named Game 4's No. 3 star with a team-high five shots on April 18 vs. Nashville in WCQF...Named Game 3's No. 1 star by posting seven shots on net, four hits and two takeaways in just 13:08 on April 16 vs. Nashville in WCQF... **2005-06:** Set career high and finished T-4th on the Sabres with four game-winning goals... **2006 PLAYOFFS:** Set Sabres record by scoring 35 seconds into Game 1 of ECSF at Ottawa on May 5...Had four points (1-3=4) and was a plus-4 at Philadelphia in Game 6 of ECQF on May 2... **2003-04:** Made Sabres debut @ Washington (3/10) scoring one goal and two assists... Three-point outing tied career high...Skated team-high for wings/centers 22:56 vs. Toronto (4/02)...Appeared in 600th NHL career game vs. Boston (3/11). (With Washington): Missed one game due to a suspension (10/14 @ Montreal for actions 10/13 at Toronto, elbow)...Scored point in five of his last 13 games Feb. 12-March 6 (4+1)...Recorded point in three-straight games Feb. 12-15 (2+1), including a goal in back-to-back games Feb. 12-13... Notched first SHG @ Carolina (2/12)...Scored goal and an assist @ Carolina (1/29) for first multi-point game since Dec. 19, 2002, vs. Boston (1+1)... Goal marked his 100th in NHL... Scored vs.

NHL CAREER ■ NHL CAREER ■ NHL CAREER ■ NHL CAREER ■ NHL CAREER ■ NHL CAREER ■ NHL CAREER ■ NHL CAREER ■ NHL CAREER

New Jersey (1/01) to break a 36-game drought (last - N.Y. Islanders, 10/09) . . . Assisted in back-to-back games Dec. 23-27 for the first time since March 29-April 1, 2003. . . Assist @ N.Y. Islanders (12/02) snapped an 18-game pointless skid. **2002-03:** One of only five players to appear in all 82 games for the Capitals, recording 15 goals and 17 assists, after being acquired from Edmonton prior to season. . . Tied for first on the team in SHGs (2) and tied for seventh in goals. . . Marked fifth consecutive season with two-or-more SHGs . . . Recorded second SHG of season @ Boston (3/08) . . . Appeared in 500th NHL game vs. St. Louis (1/28) . . . Recorded 200th NHL point, an assist, vs. New Jersey (12/27) . . . Tied career high with three points on two goals, including one SH and the game-winner, and assist @ Phoenix (12/13) . . . Registered points in four consecutive games from 11/29-12/06 (1+4), including first Capitals assist vs. Ottawa (11/29) . . . Tallied first Capitals goal @ Columbus (11/05) . . . Made Capitals debut vs. Nashville (10/11) . . . **2003 PLAYOFFS:** Appeared in all six playoff games for Capitals, recording goal and assist. **2001-02:** One of five Edmonton players to appear in all 82 games. . . Ranked second on the team in SH points (4) . . . Led team forwards and ranked third in hits (136) . . . Set career high in GWGs (3) . . . Recorded OT/GWG vs. Minnesota (4/02) . . . Scored SH/GWG vs. Calgary (3/23) . . . Recorded 100th NHL assist vs. San Jose (3/20) . . . Scored first SHG of season @ Chicago (1/14) . . . Appeared in 400th NHL game vs. Tampa Bay (12/14). **2000-01:** Tied a career high in goals and SHGs (3) and set career high in plus/minus rating (+11) . . . Ranked third on the team in goals, fifth in plus/minus rating and sixth in points (36) . . . Ranked second on team and sixth in NHL in SH points (6) . . . Tied for second on team in SHGs. . . Ap-

peared in 300th NHL game vs. Toronto (10/09) . . . Missed eight games with shoulder injury from Dec. 6-22. . . **2001 PLAYOFFS:** Held scoreless in six games. **1999-00:** Tied career high and led team with three SHGs, ranking 11th in NHL. . . Led team in SH points, finishing 18th in NHL. . . Missed four games from Nov. 26 to Dec. 2 with shoulder injury. . . Missed last 12 games of regular season and team's five playoff games with muscle tear in arm suffered @ Atlanta (3/13) . . . Set career high with 20 penalty minutes @ Los Angeles (12/30) . . . Recorded 100th NHL point with GWG @ N.Y. Islanders (12/14). **1998-99:** One of three Edmonton players to appear in all 82 games, setting a career high. . . Ranked third on the team in goals and points (44) . . . Tied for team lead in SHGs (2) and tied for fifth in assists. . . Set career highs in goals, assists, points and shots. . . Set career high by recording points in five consecutive games from Oct. 21-Nov. 2 (3+3) . . . Tallied the SH/GWG vs. Calgary (4/17) . . . Set career high with three assists @ San Jose (4/12) . . . Recorded first career hat trick vs. Vancouver (3/20) . . . Appeared in 200th NHL game @ Anaheim (2/17) . . . Tallied first career SHG vs. Dallas (12/06) . . . **1999 PLAYOFFS:** Appeared in four games, recording one goal and one assist. **1997-98:** Appeared in 100th NHL game @ Dallas (11/19) . . . Missed 13 games (11/20 to 12/17) with knee injury. . . **1998 PLAYOFFS:** Appeared in 12 games, tying for seventh on team with four points (2+2) . . . Recorded two goals, including game-winner in Game 5 of the CQF vs. Colorado (4/30). **1996-97:** Led team rookies in points (32) and ranked ninth in the league. . . Ranked fifth on team in plus/minus rating (+7) . . . Recorded two goals and assist @ St. Louis (3/09) . . . Scored first NHL goal vs. Colorado (10/26) . . . Tallied first NHL point/assist, @ Calgary (10/20) . . . Made NHL debut vs. Buffalo (10/04) . . . **1997 PLAYOFFS:** Played in all 12 games for Edmonton, recording three goals and assist. . . Scored first playoff goal, the game winner, in Game 2 of the CQF @ Dallas (4/18). **1995-96:** Wrapped up third season at Boston University, recording 59 goals and 61 assists in 114 career games . . . Recorded 46 (21+25) points in 38 games. . . Finished sixth on team and tied for 11th in conference in points . . . Ranked fourth on team in goals and seventh in assists. **1994-95:** Played in 37 games, recording 29 goals and 26 assists, helping BU win the NCAA Championship and its second consecutive Hockey East Championship. . . Led Hockey East in goals and ranked second in points. . . Finalist for the Hobey Baker Award as nation's top collegiate player and named NCAA East First All-America Team and to Hockey East First All-Star Team. **1993-94:** Recorded nine goals and nine assists in 39 games.

CAREER STATS GRIER



REGULAR SEASON

PLAYOFFS

Season	Team	League	GP	G	A	TP	+/-	PIM	PP	SH	GW	GT	S	S%	GP	G	A	TP	PIM
1993-94	Boston U.	Hockey East	39	9	9	18	--	56	--	--	--	--	--	--	--	--	--	--	--
1994-95	Boston U.	Hockey East	37	29	26	55	--	85	--	--	--	--	--	--	--	--	--	--	--
1995-96	Boston U.	Hockey East	38	21	25	46	--	82	--	--	--	--	--	--	--	--	--	--	--
1996-97	Edmonton	NHL	79	15	17	32	7	45	4	0	2	0	89	16.9	12	3	1	4	4
1997-98	Edmonton	NHL	66	9	6	15	-3	73	1	0	1	0	90	10.0	12	2	2	4	13
1998-99	Edmonton	NHL	82	20	24	44	5	54	3	2	1	0	143	14.0	4	1	1	2	6
1999-00	Edmonton	NHL	65	9	22	31	9	68	0	3	2	0	115	7.8	--	--	--	--	--
2000-01	Edmonton	NHL	74	20	16	36	11	20	2	3	2	1	124	16.1	6	0	0	0	8
2001-02	Edmonton	NHL	82	8	17	25	1	32	0	2	3	0	112	7.1	--	--	--	--	--
2002-03	Washington	NHL	82	15	17	32	-14	36	2	2	2	0	133	11.3	6	1	1	2	2
2003-04	Washington	NHL	68	8	12	20	-19	32	1	1	0	0	115	7.0	--	--	--	--	--
	Buffalo	NHL	14	1	8	9	10	4	0	0	0	0	18	5.6	--	--	--	--	--
2005-06	Buffalo	NHL	81	7	16	23	-7	28	0	0	4	0	109	6.4	18	3	5	8	2
2006-07	San Jose	NHL	81	16	17	33	-5	43	2	3	1	0	125	12.8	11	2	2	4	27
2007-08	San Jose	NHL	78	9	13	22	-8	24	1	3	4	0	132	6.8	13	0	1	1	2
2008-09	San Jose	NHL	62	10	13	23	8	25	0	1	2	0	108	9.3	6	0	0	0	6
2009-10	Buffalo	NHL	73	10	12	22	-4	14	0	0	2	0	123	8.1	6	0	2	2	2
NHL Totals			987	157	210	367	-9	498	16	20	26	1	1536	10.2	94	12	15	27	72
BUF Totals			168	18	36	54	-1	46	0	0	6	0	250	7.2	24	3	7	10	4



Jochen Hecht

55

LEFT WING

ACQUIRED: 2002 SHOOT: Left
BORN: June 21, 1977 in Mannheim, GERMANY
HEIGHT: 6 ft 1 in WEIGHT: 198 lbs



CAREER TRANSACTIONS: Acquired from Edmonton in exchange for the 31st (from Atlanta; traded to Edmonton - Edmonton picked Jeff Deslauriers) and 36th (from Nashville; traded to Edmonton - Edmonton picked Jarret Stoll) picks in the 2002 NHL Entry Draft on June 22, 2002; Traded to Edmonton by St. Louis with Marty Reasoner and Jan Horacek for Doug Weight and Michel Riesen, July 2, 2001; Originally selected by St. Louis in the second-round (49th overall) in the 1995 NHL Entry Draft.

Career Highlights

GOALS: 3, 1/14/06 vs. LA
ASSISTS: 3, two times. Most recent: 3/13/07 @ PIT
POINTS: 4, four times. Most recent: 1/14/06 vs. LA (3+1)
PIM: 17, 10/28/01 @ CBJ
LONGEST POINT STREAK:
8 games, 12/5/00 vs. ANA - 12/23/00 vs. ANA (6+4)

HECHT vs. NHL



TEAM	GP	G	A	TP	PIM
ANAHEIM	15	6	8	14	8
ATLANTA	27	8	10	18	12
BOSTON	45	7	16	23	32
BUFFALO	4	0	0	0	0
CALGARY	18	0	6	6	10
CAROLINA	29	10	7	17	14
CHICAGO	18	5	4	9	6
COLORADO	16	7	3	10	4
COLUMBUS	12	2	3	5	19
DALLAS	14	4	4	8	2
DETROIT	18	5	7	12	10
EDMONTON	13	3	6	9	10
FLORIDA	30	4	7	11	24
LOS ANGELES	17	8	4	12	12
MINNESOTA	13	0	7	7	10
MONTREAL	41	7	19	26	26
NASHVILLE	20	2	4	6	16
NEW JERSEY	29	5	7	12	16
N.Y. ISLANDERS	28	13	4	17	12
N.Y. RANGERS	25	6	12	18	12
OTTAWA	40	6	13	19	22
PHILADELPHIA	25	5	13	18	17
PHOENIX	20	1	8	9	10
PITTSBURGH	27	4	12	16	14
SAN JOSE	17	7	5	12	8
ST. LOUIS	11	3	4	7	4
TAMPA BAY	31	7	18	25	30
TORONTO	49	17	21	38	18
VANCOUVER	16	4	5	9	4
WASHINGTON	28	9	10	19	12
NHL TOTALS	697	165	247	412	394

REGULAR SEASON STATS 2009.2010

Games missed due to injury: three – upper body (4/8-4/11)... Represented Germany at the 2010 Winter Olympics... Recorded one assist and team-high 11 shots in four preliminary round games... Multipoint games: seven... Reached 20-goal plateau for second time in his career... Second on team in shots (224)... Picked up his 400th career NHL point (goal) vs. WAS (3/3)... Recorded five points (2+3) during a four-game point streak (3/7-3/13)... Scored GWG in 5-2 win over NYR that clinched Northeast Division title (4/6)... **2010 PLAYOFFS:** Missed all six games due to hand surgery.

NHL CAREER ■ NHL CAREER ■ NHL CAREER ■ NHL CAREER ■ NHL CAREER ■ NHL CAREER

2008-09: Games missed due to injury: 12; 10 – finger (10/15-11/3), two – upper body (2/2-2/6)... Multi-point games: three... Played in 600th career NHL game @ CAR (2/26)... Had three points (1+2) during a season-high three-game point streak beginning 12/6 @ TB and ending on 12/10 vs. TB... **2007-08:** Games missed due to injury: 6; pulled leg muscle... Recorded 49 points (22+27) in 75 games... Multi-point games: nine... Broke the 20-goal mark for the first time in his career... Set a new career high in goals scored when he registered his 20th of the season in a three-point game (2+1) vs. Tampa Bay (3/19)... Hecht scored six points (3+3) and registered a plus-seven rating in back-to-back games vs. Toronto (3/15) and Tampa Bay (3/19)... Scored once and added two assists vs. Atlanta (1/18)... His goal @ Florida (10/26) was the 200th point of his career... Served as team captain for October and February and finished the year as an alternate captain... Played in his 500th career NHL game @ San Jose (12/8)... **2006-07:** Games missed due to injury: 6... Missed three games with inner ear problem... Finished with a career-high 56 points (19+37)... Set a new career high in goals (19) and tied his career-high in assists (37)... Had 14 points (2+12)

in 10 games from Feb. 10-Mar. 7... First 41 games of the season -- 23 points (10+13) in 38 games... Multi-point games: 11... **2007 PLAYOFFS:** Had five points (4+1) in 16 games... Held scoreless in five games vs. NYI... Led team with 18 SOG in the series... Had two goals and an assist in six games vs. NYR... Picked up his first point of the postseason with an assist in Game 1 vs. NYR (4/25)... Had two goals including the GWG in Game 6 at NYR (5/6)... Scored two goals in five games vs. OTT... **2005-06:** Appeared in 64 games, finishing with 42 points, including a career-high 18 goals... Games missed due to injury: 16; knee... Tied career-high with four points (1+3) @ Philadelphia (3/11)... Suffered sprained knee vs. Montreal (2/9), forcing him to miss the Olympics... Had four points (3+1) including his first career hat trick vs. Los Angeles (1/14)... Scored SH game-winning goal @ Washington (11/27)... Scored first goal of season (OT game winner) vs. Pittsburgh (10/10)... **2006 PLAYOFFS** Eight points (2+6) in 15 games... Scored one goal @ Carolina (6/1)... Two assists @ Carolina (5/20)... Earned assist vs. Ottawa (5/10)... Scored SHG that stood as the game-winning goal @ Ottawa (5/8)... **2004-05:** Played with Adler Mannheim in the German League, scoring 50 points (16+34) in

36 games... Represented Germany at 2005 World Championships in Austria, scoring three goals and one assist in six games... **2003-04:** Posted career-high 37 assists and two four-point games... Served as alternate captain for January and February... Posted second four-point night of season (third of career) with two goals and two assists @ N.Y. Rangers (3/31)... Recorded career-high three assists vs. Pittsburgh (3/26)... Runner-up for NHL Offensive Player of the Week (3/22) after scoring eight points (4+4)... Tied career high with four points (2+2), all on PP, vs. Toronto (3/15)... Scored two goals @ Carolina (1/25) for eighth multi-point game of season... Recorded 100th assist of career vs. Ottawa (1/09)... Scored 60th goal of his NHL career vs. Detroit (12/10)... Recorded 150th NHL point vs. Tampa Bay (12/06)... Suffered broken left arm in the preseason vs. Columbus (10/04), returned from injury @ Ottawa (11/17). **2002-03:** Recorded six multi-point games... Had season-high, five-game point streak (3+3) end @ Dallas (3/31)... Recorded GWG vs. Montreal (3/28)... Scored two goals, including OT/GWG, vs. Colorado (3/24)... Returned from Injured Reserve with PPG in 4-0 win @ Florida (3/08)... Missed previous nine games with wrist injury... Missed games @ Detroit (2/13) and vs. N.Y. Rangers (2/15) with injured wrist... Returned to lineup with assist in 4-0 win vs. Toronto (1/24)... Missed 20 games while on Injured Reserve from concussion suffered vs. Washington

(12/07)... Scored PPG @ Pittsburgh (10/26)... Returned vs. New Jersey (10/25) after missing previous two games (vs. Phoenix 10/19 and vs. Philadelphia 10/22) with bruised knee... Scored first goal in first game as Sabre in 5-1 win vs. N.Y. Islanders (10/10). **2001-02:** Was fourth in goals (16) and sixth in overall points (16+24) with Edmonton... Recorded career-high three GWGs... Played in all 82 games... Played in his 200th career NHL game, recording goal and assist vs. San Jose (2/12)... Registered career-high four points (2+2) vs. Montreal (1/06) including PPG, PPA and GWG... Scored first Oilers point/assist and first Oilers goal vs. Colorado (10/11)... Made Oilers' debut @ Calgary (10/03). **2000-01:** Completed second full season with St. Louis, establishing career highs in games (72), goals (19), assists (25), points (44)... Scored GWG in 6-5 come-from-behind victory @ Toronto (11/29)... Recorded a career-high, eight-game scoring streak with 10 points (6+4) from 12/05-23 and had six-game scoring streak with six points (4+2) from 10/06-19... Also equaled career highs for longest goal- and assist-scoring streaks with five two-game goal scoring streaks and three two-game assists scoring streaks... Played in 100th career NHL game vs. Phoenix (12/30)... Three of eight PPGs came in four-game span between 1/18-23... Missed a total of 10 games, including the final eight games of regular season due to strained oblique muscle... **2001 PLAYOFFS:** Tied for seventh on Blues' playoff scoring list with six points (2+4) in 15 games... Played in all 15 postseason games as Blues advanced to Western Conference Final. **1999-00:** Played first full NHL season with Blues, scoring 13 goals and 21 assists for 34 points in 63 games... Scored first NHL goal @ Toronto (10/16)... Recorded first NHL point @ Los Angeles (10/4)... **2000 PLAYOFFS:** Led Blues in postseason scoring with 10 points (4+6) in seven games. **1998-99:** Spent majority of season with Worcester (AHL), leading the Ice Cats in goals (21) assist (35) and points (56)... Made NHL debut @ Buffalo (1/03)... Played three games with Blues... **1999 PLAYOFFS:** Made Stanley Cup Playoff debut, scoring two goals in five games.

CAREER STATS HECHT



REGULAR SEASON

PLAYOFFS

Season	Team	League	GP	G	A	TP	+/-	PIM	PP	SH	GW	GT	S	S%	GP	G	A	TP	PIM
1993-94	Mannheim Jr.	Ger.-Jr.	28	27	13	40	--	103	--	--	--	--	--	--	--	--	--	--	--
1994-95	A. Mannheim	DEL	43	11	12	23	--	68	--	--	--	--	--	--	10	5	4	9	12
1995-96	A. Mannheim	DEL	44	12	16	28	--	68	--	--	--	--	--	--	8	3	2	5	6
1996-97	A. Mannheim	DEL	46	21	21	42	--	36	--	--	--	--	--	--	9	3	3	6	4
1997-98	A. Mannheim	DEL	44	7	19	26	--	42	--	--	--	--	--	--	10	1	1	2	14
	A. Mannheim	EuroHL	5	0	4	4	--	8	--	--	--	--	--	--	--	--	--	--	--
	Germany	Olympics	4	1	0	1	--	6	--	--	--	--	--	--	--	--	--	--	--
1998-99	St. Louis	NHL	3	0	0	0	-2	0	0	0	0	4	0.0	5	2	0	2	0	
	Worcester	AHL	74	21	35	56	--	48	--	--	--	--	--	4	1	1	2	2	
1999-00	St. Louis	NHL	63	13	21	34	20	28	5	0	1	140	9.3	7	4	6	10	2	
2000-01	St. Louis	NHL	72	19	25	44	11	48	8	3	1	208	9.1	15	2	4	6	4	
2001-02	Edmonton	NHL	82	16	24	40	4	60	5	0	3	1	211	7.6	--	--	--	--	--
	Germany	Olympics	4	1	1	2	--	2	--	--	--	--	--	--	--	--	--	--	--
2002-03	Buffalo	NHL	49	10	16	26	4	30	2	0	2	--	145	6.9	--	--	--	--	--
2003-04	Buffalo	NHL	64	15	37	52	17	49	2	1	0	--	174	8.6	--	--	--	--	--
2004-05	Mannheim	Germany	48	16	34	50	11	151	--	--	--	--	143	11.1	--	--	--	--	--
2005-06	Buffalo	NHL	64	18	24	42	10	34	4	2	4	--	179	10.1	15	2	6	8	8
2006-07	Buffalo	NHL	76	19	37	56	19	39	3	0	1	--	197	9.6	16	4	1	5	10
2007-08	Buffalo	NHL	75	22	27	49	1	38	3	1	2	--	229	9.6	--	--	--	--	--
2008-09	Buffalo	NHL	70	12	15	27	-9	33	3	1	1	--	173	6.9	--	--	--	--	--
2009-10	Buffalo	NHL	79	21	21	42	14	35	3	0	2	--	224	9.4	--	--	--	--	--
	Germany	Olympics	4	0	1	1	--	2	--	--	--	--	11	0.0	--	--	--	--	--

NHL Totals

697 165 247 412 89 394 38 8 17 1 1884 8.8 58 14 17 31 24

BUF Totals

477 127 177 294 56 258 20 5 12 0 1327 9.6 31 4 7 13 18



Patrick Kaleta

36

RIGHT WING

ACQUIRED: 2004 SHOOTS: Right
BORN: June 8, 1986 in Buffalo, New York USA
HEIGHT: 6 ft 0 in WEIGHT: 206 lbs



CAREER TRANSACTIONS:

Buffalo's sixth-round choice (176th overall) in the 2004 NHL Draft.

Career Highlights

GOALS: 2, 12/12/09 @ NYR
ASSISTS: 2, 3/2/10 @ PIT
POINTS: 2, three times. **Most recent:** 3/2/10 @ PIT (0+2)
PIM: 25, 10/13/08 @ NYI
LONGEST POINT STREAK:
2 games, five times. **Most recent:** 12/12/09 @ NYR - 12/14/09 @ MTL (3+0)

KALETA vs. NHL



TEAM	GP	G	A	TP	PIM
ANAHEIM	3	1	0	1	0
ATLANTA	9	1	0	1	9
BOSTON	10	0	0	0	18
CALGARY	1	0	0	0	2
CAROLINA	5	2	0	2	14
CHICAGO	1	0	0	0	2
COLORADO	2	0	0	0	2
COLUMBUS	0	0	0	0	0
DALLAS	2	0	0	0	5
DETROIT	3	2	1	3	4
EDMONTON	1	0	0	0	0
FLORIDA	7	2	1	3	6
LOS ANGELES	2	0	0	0	2
MINNESOTA	3	0	0	0	5
MONTREAL	13	1	1	2	15
NASHVILLE	2	0	1	1	4
NEW JERSEY	10	2	0	2	8
N.Y. ISLANDERS	6	1	0	1	31
N.Y. RANGERS	9	3	1	4	5
OTTAWA	14	1	1	2	17
PHILADELPHIA	9	0	2	2	40
PHOENIX	5	1	0	1	12
PITTSBURGH	7	0	2	2	10
SAN JOSE	2	0	0	0	2
ST. LOUIS	1	0	0	0	6
TAMPA BAY	6	0	0	0	6
TORONTO	12	0	3	3	11
VANCOUVER	2	0	0	0	2
WASHINGTON	6	0	1	1	2

NHL TOTALS 153 17 14 31 240

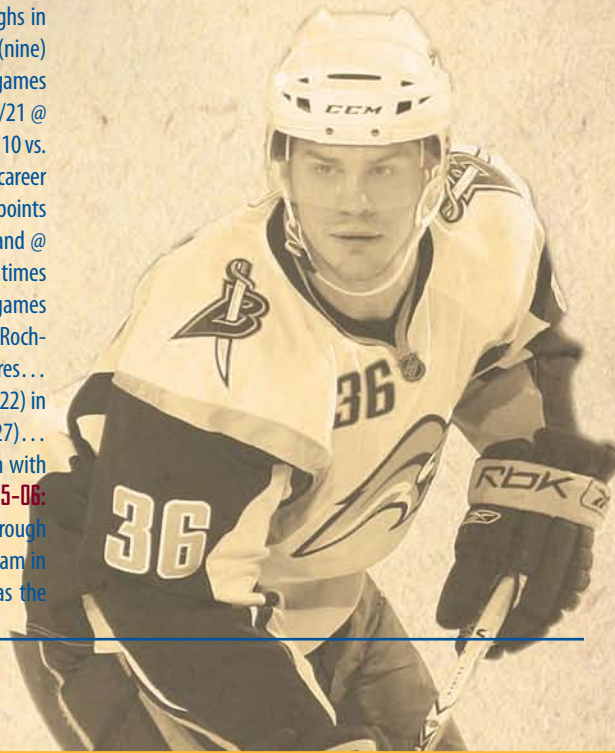
REGULAR SEASON STATS 2009.2010

*Games missed due to injury: 25 – head/neck (12/1-12/13; 12/20-1/28; 4/6-4/11) ... Set new career highs in goals (10), points (15) and games played (55) ... Led Sabres with two SHG ... Third on team with a career-high four GWG ... 148 hits were tops on the Sabres ... Had first career multi-goal game (2) @ NYR (12/12) ... Posted his first career multi-point game (1+1) vs. DET (10/13) ... Scored first career OT GWG @ NYR (3/7) ... Played in his 100th career NHL game vs. PHX (10/8) ... Suspended two games (11/28-11/30) after being assessed a boarding major @ PHL (11/27) ... **2010 PLAYOFFS:** Scored first career playoff goal @ BOS in Game 6 (4/26) ... Led Sabres with 22 PIMS, and second in hits with 22.*

NHL CAREER ■ NHL CAREER ■ NHL CAREER ■ NHL CAREER ■ NHL CAREER ■ NHL CAREER

2008-09: Games missed due to injury: 27 – head/neck (12/1-12/13; 12/20-1/28; 4/6-4/11) ... Missed four additional games as a healthy scratch ... Set career highs in games played (51), goals (four), assists (five), points (nine) and penalty minutes (89) ... Scored in consecutive games twice; 11/1 vs. WSH & 11/3 @ NJ and 3/20 vs. PHI & 3/21 @ NYR ... **2007-08:** Scored his first NHL goal on February 10 vs. Florida ... Appeared in a career high 40 games ... Set career highs in goals (3) and points (5) in a season ... Scored points in back-to-back games (1+1) vs. Carolina (3/14/08) and @ Toronto (3/15/08) ... Recalled from Rochester three times throughout the season ... **2006-07:** Appeared in 58 games with the Rochester Americans (AHL) ... Recalled from Rochester (2/21) ... Played 7 games with the Buffalo Sabres ... Scored his first NHL point with an assist vs. Ottawa (2/22) in his debut NHL game ... Had an assist vs. Toronto (2/27) ... Returned to Rochester (3/10) to finish out the season with the Americans and collected 15 points (5+10) ... **2005-06:** Recorded 18 points in the playoffs to help lead Peterborough to the OHL Championship ... Ranked fourth on the team in playoff scoring (8+10) in 19 games ... Recognized as the

best body-checker and one of the OHL's hardest working players in the league's annual Coaches Poll.



NHL CAREER • NHL CAREER • NHL CAREER • NHL CAREER • NHL CAREER • NHL CAREER • NHL CAREER • NHL CAREER

CAREER STATS KALETA			REGULAR SEASON													PLAYOFFS				
Season	Team	League	GP	G	A	TP	+/-	PIM	PP	SH	GW	GT	S	S%	GP	G	A	TP	PIM	
2002-03	Peterborough	OHL	67	7	9	16	--	67	--	--	--	--	--	--	7	0	0	0	6	
2003-04	Peterborough	OHL	67	14	14	28	--	124	--	--	--	--	--	--	--	--	--	--	--	
2004-05	Peterborough	OHL	62	24	28	52	--	146	--	--	--	--	--	--	14	3	3	6	30	
2005-06	Peterborough	OHL	68	16	35	51	--	121	--	--	--	--	--	--	19	8	10	18	43	
2006-07	Rochester	AHL	58	5	10	15	1	133	1	1	--	--	55	9.1	5	0	0	0	12	
	Buffalo	NHL	7	0	2	2	3	21	--	--	--	--	6	0.0	--	--	--	--	--	
2007-08	Buffalo	NHL	40	3	2	5	3	41	--	--	--	--	26	11.5	--	--	--	--	--	
	Rochester	AHL	29	1	3	4	-2	109	--	--	--	--	--	--	--	--	--	--	--	
2008-09	Buffalo	NHL	51	4	5	9	1	89	0	0	0	--	35	11.4	--	--	--	--	--	
2009-10	Buffalo	NHL	55	10	5	15	2	89	0	2	4	--	64	15.6	6	1	1	2	22	
NHL Totals			153	17	14	31	7	240	0	2	4	--	131	13.0	6	1	1	2	22	
BUF Totals			153	17	14	31	7	240	0	2	4	--	131	13.0	6	1	1	2	22	





Patrick Lalime

40

GOALTENDER

ACQUIRED: 2008 CATCHES: Left
BORN: July 7, 1974 in St. Bonaventure, Quebec CAN
HEIGHT: 6 ft 3 in WEIGHT: 192 lbs



CAREER TRANSACTIONS:

Re-signed with Buffalo on July 7, 2010; Signed as a free agent by Buffalo on July 1, 2008; Signed as a free agent by Chicago, July 1, 2006; Traded to St. Louis by Ottawa for St. Louis' 4th round choice in 2005 Entry Draft, June 27, 2004; Traded to Ottawa by Anaheim for Ted Donato and the rights to Antti-Jussi Niemi, June 18, 1999; Rights traded to Anaheim by Pittsburgh for Sean Pronger, March 24, 1998; Pittsburgh's 6th round choice (156th overall) in 1993 Entry Draft.

Career Highlights

MOST SHOTS FACED: 51, vs. CGY 1/21/97
MOST SAVES: 49, vs. CGY 1/21/97
MOST SAVES IN SO: 34, two times. **Most recent:** @ VAN 2/7/07
LONGEST SHUTOUT SEQUENCE: 184:06, 1/9/03 - 1/18/03
MOST GOALS ALLOWED: 7, vs. DET 12/10/03
LONGEST UNDEFEATED STREAK: 16 games, 14-0-2, 12/6/96 - 1/21/97

LALIME vs. NHL



TEAM	GP	GA	SO	W	L	O	GAA
ANA	12	29	1	6	4	0	2.81
ATL	16	35	0	7	5	3	2.36
BOS	22	52	0	10	6	3	2.80
BUF	21	43	2	6	12	2	2.16
CGY	11	25	1	6	3	2	2.43
CAR	20	35	2	11	4	4	1.75
CHI	10	29	0	3	5	2	2.94
COL	12	24	2	6	3	3	1.95
CBJ	12	35	0	7	5	0	3.12
DAL	10	32	0	4	6	0	3.46
DET	11	46	0	1	10	0	4.85
EDM	9	24	2	2	4	2	2.97
FLA	11	22	1	8	3	0	1.99
LA	9	30	0	2	4	2	3.61
MIN	7	19	0	2	4	1	2.70
MTL	31	71	3	17	8	3	2.46
NSH	14	27	2	7	5	1	1.97
NJ	21	48	2	8	12	1	2.39
NYI	22	56	2	10	8	3	2.63
NYR	25	65	1	13	8	2	2.79
OTT	6	23	0	1	3	1	3.97
PHI	16	43	1	4	7	5	2.74
PHX	11	17	2	8	2	1	1.58
PIT	17	37	2	8	6	2	2.27
SJ	12	42	1	4	8	0	3.63
STL	10	25	0	5	4	1	2.50
TB	12	32	1	7	5	0	2.75
TOR	19	46	2	12	6	0	2.52
VAN	11	18	3	6	3	1	1.69
WSH	17	37	2	9	6	2	2.25

NHL TOT 437 1067 35 200 169 48 2.57

REGULAR SEASON STATS 2009.2010

Games missed due to injury: four – groin (11/4-11/12) ... Won his 200th career NHL game vs. TB (3/27); became 66th NHL goalie to record 200 career victories ... Picked up win in relief of Ryan Miller vs. PIT (12/29); Lalime stopped all 27 shots he faced as Buffalo rallied from 3-0 deficit to win 4-3 ... Made 39 saves in first win of the season vs. CHI (12/11) ... Sent to Portland (AHL) for two-game conditioning stint (12/4-12/5); was 0-1-1 with 2.91 GAA in two games.

NHL CAREER ■ NHL CAREER ■ NHL CAREER ■ NHL CAREER ■ NHL CAREER ■ NHL CAREER

2008-09: Games missed due to injury: six (4/1-4/11) ... Played 400th career NHL game vs. OTT (10/27) ... Won first game as a Buffalo Sabre @ NYI (10/13) ... **2007-08:** Recorded best numbers in six seasons with 32 games played, 16 wins and a 2.82 GAA ... Had a season-high four game win streak starting @ Nashville (1/13) and ending @ Phoenix (1/19) ... Over that span he allowed only five goals and carried a .962 SV% ... Made 32 saves to earn a shutout vs. Phoenix (2/27) ... **2006-07:** Appeared in 12 games, posting a 4-6-1 record ... Missed 42 games at the beginning of the season due to back surgery ... Made his Blackhawk debut and recorded his 34th career shutout in a 3-0 win @ Vancouver on Feb. 7 ... Made 30 saves in regulation and stopped 3 of 4 shots in the shootout for a 4-3 win over Ottawa on March 4 ... Made 31 saves in a 3-1 win against Columbus on March 30 ... Assigned to the Norfolk Admirals (AHL) for conditioning on Jan. 10, appearing in 4 games and posted a 3-1-0 record with a .930 save percentage. **2005-06:** Appeared in 31 games with the St. Louis Blues posting a record of 4-18-8 with a .881 save percentage and 3.64 GAA ... Suffered a torn ACL on April 1 at Nashville and missed the rest of the regular season ... Missed 1 game with a bruised leg ... Made his Blues debut on Oct. 5 at Detroit, stopping 20 of 24 shots in a 5-1

loss ... Recorded his first win of the season on Oct. 11 vs. Chicago making 32 saves in a 4-1 victory. **2003-04:** Appeared in 57 games with Ottawa, posting a 25-23-7 record along with a 2.29 GAA ... Has collected 25 wins or more in each of his last 4 seasons ... Ranked 18th in the NHL with a 2.29 GAA and was tied-13th in the NHL with 25 victories ... Was tied-8th in the league with 5 shutouts ... Posted a season long 6-game undefeated streak from Jan. 11-28, stopping 141 of 154 shots (4-0-2) ... Recorded a season-high 4-game winning streak from Oct. 17-25, turning away 105 of 109 shots ... Stopped a penalty shot on Feb. 16 at NY Rangers (Matthew Barnaby) ... Has faced 4 career penalty shots, turning away 3 of them ... Skated in his 300th career NHL game on Jan. 28 at Dallas. **2002-03:** Set career single-season highs in games played (67), wins (39) and shutouts (8) ... Ranked second overall in the NHL in wins (39), and was tied for second in shutouts (8) ... Ranked fourth in the NHL in minutes played (3,943) and was fifth in GAA (2.16) ... Appeared in his first career All-Star game playing 25 minutes, taking the loss for the Eastern Conference ... Recorded 3 consecutive shutouts from Jan. 9-14, stopping all 58 shots faced ... Is the Senators all-time leader in playoff games played (34), wins (18) and shutouts (5). 2001-02: Stopped Buffalo's Miroslav Satan on a

NHL CAREER ■ NHL CAREER ■ NHL CAREER ■ NHL CAREER ■ NHL CAREER ■ NHL CAREER ■ NHL CAREER ■ NHL CAREER ■ NHL CAREER

penalty shot on Nov. 3 for his second career penalty shot ... Ejected from game at Boston on Jan. 17 for leaving the crease during an altercation ... Posted a 4-1 record along with 3 shutouts, while recording a 0.40 GAA and a .985 save percentage in the playoffs vs. Philadelphia ... Notched his first career NHL playoff win and shutout in 3-0 win at Philadelphia on April 20 ... Tied an NHL record with 3 consecutive playoff shutouts vs. Philadelphia. **2000-01:** Recorded his first NHL point with an assist on March 21 at Phoenix ... Senators' nominee for 2000-01 Bill Masterton Trophy ... Named NHL player-of-the-week twice - Nov. 27 - Dec. 3 and Feb. 12 - 18 ... Won season's Molson Cup with 12 first, 6 second- and 9 third-star selections ... Missed 10 games with a sprained left knee suffered at Toronto on Oct. 14 ... Appeared in all 4 games of quarterfinal series

vs. Toronto, making his NHL playoff debut on April 13. **1999-00:** Shutout Philadelphia 3-0, on Oct. 10 in his debut with Ottawa, making 17 saves ... Won November Molson Cup Award and finished second for the season award with 4 first-, 6 second- and 3 third-star selections. **1998-99:** Tied or set 11 single-season club records with Kansas City (IHL) ... Was named March goaltender of the month and was a first-team All-Star selection. **1997-98:** Played with Grand Rapids of the IHL, posting a team leading 2.61 GAA. **1996-97:** Made NHL debut with Pittsburgh on Nov. 16 vs. NY Rangers ... Set NHL record for longest unbeaten streak by a rookie goaltender to begin his career, going 14-0-2 ... Named to NHL all-rookie team ... Named player of the week for January 13-19 and the Rookie of the Month for December and January. **1995-96:** Led Cleveland of the IHL in wins (20) and games played (41) ... Recalled twice by Pittsburgh. **1994-95:** Split the season with Hampton-Roads of the ECHL and Cleveland of the IHL. **1993-94:** Finished his third season with Shawinigan of the QMJHL with 22 wins in 48 games ... Made his first playoff appearance of his major junior career posting a 1-3 record ... **1992-93:** In his second season with Shawinigan played in 44 games posting a record of 10-24-4.

CAREER STATS LALIME



REGULAR SEASON

PLAYOFFS

Season	Team	League	GP	MIN	GA	SO	AVG	W-L-T	GP	MIN	GA	SO	AVG	W-L
1991-92	Shawinigan	QMJHL	6	0	0	0	0.00	0-0-0	--	--	--	--	--	--
1992-93	Shawinigan	QMJHL	44	2467	192	0	4.67	10-24-4	--	--	--	--	--	--
1993-94	Shawinigan	QMJHL	48	2733	192	1	4.22	22-20-2	5	223	25	0	6.73	1-3
1994-95	Cleveland	IHL	23	1230	91	0	4.44	7-10-4	--	--	--	--	--	--
	Hampton RoadsECHL	26	1470	83	2	3.35	15-7-3	--	--	--	--	--	--	--
1995-96	Cleveland	IHL	41	2314	149	0	3.86	20-12-7	--	--	--	--	--	--
1996-97	Pittsburgh	NHL	39	2058	101	3	2.94	21-12-2	--	--	--	--	--	--
	Cleveland	IHL	14	834	45	1	3.24	6-6-2	--	--	--	--	--	--
1997-98	Grand-Rapids	IHL	31	1749	76	2	2.61	10-10-9	1	77	4	0	3.11	0-1
1998-99	Kansas City	IHL	66	3789	190	2	3.01	39-20-4	3	179	6	1	2.01	1-2
1999-00	Ottawa	NHL	38	2038	79	3	2.33	19-14-3	--	--	--	--	--	--
2000-01	Ottawa	NHL	60	3606	141	7	2.35	36-19-5	4	250	10	0	2.39	0-4
2001-02	Ottawa	NHL	61	3582	148	7	2.48	27-24-8	12	777	18	4	1.39	7-5
2002-03	Ottawa	NHL	67	3943	142	8	2.16	39-20-7	18	1122	34	1	1.82	11-7
2003-04	Ottawa	NHL	57	3324	127	7	2.29	25-23-7	7	398	13	0	1.96	3-4
2005-06	St. Louis	NHL	31	1699	103	0	3.64	4-18-8	--	--	--	--	--	--
	Peoria	AHL	14	798	38	1	2.86	6-6-0	--	--	--	--	--	--
2006-07	Chicago	NHL	12	644	33	1	3.07	4-6-1	--	--	--	--	--	--
	Norfolk	AHL	4	241	10	0	2.49	3-1-0	--	--	--	--	--	--
2007-08	Chicago	NHL	32	1828	86	1	2.82	16-12-2	--	--	--	--	--	--
2008-09	Buffalo	NHL	24	1296	67	0	3.10	5-13-3	--	--	--	--	--	--
2009-10	Buffalo	NHL	16	854	40	0	2.81	4-8-2	--	--	--	--	--	--
	Portland	AHL	2	124	6	0	2.91	0-1-1	--	--	--	--	--	--

NHL Totals

437 24876 1067 35 2.57 200-169-48

41 2549 75 5 1.77 21-20

BUF Totals

40 2150 107 0 2.81 9-21-5

-- -- -- -- -- --



Jordan Leopold



DEFENSE

ACQUIRED: 2010 SHOOTS: Left
BORN: August 3, 1980 in Golden Valley, Minnesota USA
HEIGHT: 6 ft 1 in WEIGHT: 206 lbs



CAREER TRANSACTIONS: Signed as an unrestricted free agent on July 1, 2010; Traded to Pittsburgh by Florida for Pittsburgh's 2nd round choice in 2010 Entry Draft, March 1, 2010; Traded to Florida by Calgary with Phoenix's 3rd round choice in 2009 Entry Draft for Jay Bouwmeester, June 27, 2009; Traded to Calgary by Colorado for Ryan Wilson, Lawrence Nycholat and Montreal's 2nd round choice in 2009 Entry Draft, March 4, 2009; Traded to Colorado by Calgary with Calgary's 2nd round choice in 2006 Entry Draft and Calgary's 2nd round choice in 2007 Entry Draft for Alex Tanguay, June 24, 2006; Traded to Calgary by Anaheim for Andrei Nazarov and Calgary's 2nd round choice in 2001 Entry Draft, September 26, 2000; Anaheim's 2nd round choice (44th overall) in the 1999 NHL Entry Draft.

Career Highlights

GOALS: 2, 11/1/03 vs. CBJ
ASSISTS: 3, 3/1/08 vs. LA
POINTS: 3, two times. **Most recent:** 3/1/08 vs. LA
PIM: 6, two times. **Most recent:** 10/21/07 @ MIN
LONGEST POINT STREAK:
5 games, 3/4/08 @ PHI - 3/19/08 @ PHI (1+6)

LEOPOLD vs. NHL



TEAM	GP	G	A	TP	PIM
ANAHEIM	17	1	3	4	4
ATLANTA	12	2	3	5	4
BOSTON	9	2	1	3	4
BUFFALO	7	1	0	1	2
CALGARY	11	1	2	3	2
CAROLINA	12	1	4	5	8
CHICAGO	20	0	4	4	12
COLORADO	16	3	5	8	4
COLUMBUS	19	2	6	8	10
DALLAS	22	2	4	6	14
DETROIT	20	1	3	4	16
EDMONTON	28	1	6	7	12
FLORIDA	5	0	1	1	0
LOS ANGELES	20	2	8	10	4
MINNESOTA	25	0	4	4	22
MONTREAL	8	1	1	2	8
NASHVILLE	21	2	3	5	6
NEW JERSEY	11	1	1	2	0
N.Y. ISLANDERS	11	3	2	5	6
N.Y. RANGERS	9	1	1	2	4
OTTAWA	7	1	3	4	4
PHILADELPHIA	9	1	2	3	4
PHOENIX	18	2	3	5	6
PITTSBURGH	8	2	1	3	2
SAN JOSE	18	1	5	6	8
ST. LOUIS	17	2	6	8	6
TAMPA BAY	9	1	2	3	2
TORONTO	12	0	2	2	2
VANCOUVER	23	1	7	8	14
WASHINGTON	12	2	2	4	0

NHL TOTALS 436 40 95 135 190

REGULAR SEASON STATS 2009.2010

Completed his eighth NHL season by posting 26 points (11+15) in 81 games with Florida and Pittsburgh... Notched a career-high 11 goals and surpassed 20 points for the fourth time... Tallied eight points (4+4) in 20 games with Pittsburgh after being acquired March 1... Scored two game-winning overtime goals in final week of the regular season with Pittsburgh... Made his Penguins debut vs. Buffalo (3/2)... Recorded his first point as a Penguin with an assist vs. Dallas (3/6)... Posted six points (3+3) in a six-game stretch (3/24-4/6)... Had a three-game point streak (3/24-28), picking up three assists... Picked up an assist while appearing in his 400th NHL game as a member of the Panthers vs. Washington (1/13)... Had a three-game point streak for Florida from Jan. 16-19 (1+2)... **2010 PLAYOFFS:** Saw action in eight games... Missed five contests after suffering a head injury during a collision with Andy Sutton in Game 2 of the quarterfinals series vs. Ottawa... Made a spirited recovery and returned to the lineup in just over two weeks.

NHL CAREER ■ NHL CAREER ■ NHL CAREER ■ NHL CAREER ■ NHL CAREER ■ NHL CAREER

2008-09: Scored a goal in his first game back as a Flame vs. Philadelphia (3/5)... Rejoined the Calgary Flames via trade (3/4)... Scored the winning goal on his first career shootout attempt vs. Detroit (2/15)... Collected his 100th NHL point with an assist vs. Pittsburgh (1/10)... Scored a game-winning penalty shot against Chris Osgood and added an assist vs. Detroit (12/15)... Became the first defenseman to score on a penalty shot since Frantisek Kaberle (CAR) did on Jan. 13, 2006 and the first Avalanche defenseman to score on one since Alexei Gusarov did on Mar. 10, 1993... Appeared in his 300th NHL game vs. Los Angeles (12/9)... **2007-08:** Recorded 13 points (5-8-13) and was +5 in 43 games for the Avalanche... Missed a total of 35 games due to injury (hip)... Appeared in seven of Colorado's 10 postseason games... Tied his career playoff high with two points (0-2-2) in Game 4 vs. Minnesota (4/15)... Tied a career-high with three assists vs. LA (3/1)... Scored his first goal of the season vs. Nashville (12/15)... **2006-07:** Missed all but 15 games due to three separate injuries (hip, wrist, hernia)... **2005-**

06: Finished second on the Flames in average time on ice (22:19)... Played in seven playoff games notching one assist... Recorded a career-high three points at St. Louis (3/23) notching two assists and the game-winning goal... Skated in his 200th NHL game vs. San Jose (3/24)... **2003-04:** Appeared in all 82 regular games and all 26 playoff contests for the Flames... Led Calgary defensemen in scoring with 33 points (9-24-33)... Finished fifth on the team in points, tied for third in assists, was second in power-play points (17) and second in ice time (22:14)... Notched first multi-goal game of career vs. Columbus (11/1)... **2002-03:** Led all Flames rookies with 14 points (4-10-14) in his first NHL season... Registered first career goal/point vs. St. Louis (10/26)... Made his NHL debut at Chicago (10/19)... **INTERNATIONAL:** Has competed for the United States at one Olympics, four World Championships and two World Junior Championships... Finished with one assist in four games while representing the United States at the 2008 World Championships... Made his Olympic debut for Team USA at the 2006 Winter Olympics in

NHL CAREER ■ NHL CAREER ■ NHL CAREER ■ NHL CAREER ■ NHL CAREER ■ NHL CAREER ■ NHL CAREER ■ NHL CAREER ■ NHL CAREER

Torino, Italy, where he scored one goal in six games ... Tallied an assist in seven games for the United States at the 2005 World Championships ... Led all USA defensemen in scoring with four points (1+3) at the 2003 IIHF World Championship ... Notched an assist in seven games at the 2002 World Championships for the United States ... Scored three points (1+2) in seven games as a member

of Team USA at the 2000 World Junior Championships ... Had an assist in six games at the 1999 World Junior Championships ... **COLLEGE:** Spent four seasons at Minnesota, totaling 45 goals, 99 assists and 144 points in 164 career games ... Notched 20 goals and 48 points as a senior in 2002, and was a key contributor to the Golden Gophers NCAA National Championship run ... For his efforts in 2002, was named the Hobey Baker Award winner as the best collegiate hockey player ... During his junior and senior campaigns, he posted 32 goals, 65 assists and 97 points in 86 contests.


CAREER STATS LEOPOLD



REGULAR SEASON

PLAYOFFS

Season	Team	League	GP	G	A	TP	+/-	PIM	PP	SH	GW	GT	S	S%	GP	G	A	TP	PIM
1998-99	Minnesota	NCAA	39	7	16	23	20	--	--	--	--	--	--	--	--	--	--	--	--
1999-00	Minnesota	NCAA	39	6	18	24	20	--	--	--	--	--	--	--	--	--	--	--	--
2000-01	Minnesota	NCAA	42	12	37	49	38	--	--	--	--	--	--	--	--	--	--	--	--
2001-02	Minnesota	NCAA	44	20	28	48	28	--	--	--	--	--	--	--	--	--	--	--	--
2002-03	Calgary	NHL	58	4	10	14	-15	12	3	0	0	--	78	5.1	--	--	--	--	--
	Saint John	AHL	3	1	2	3	0	--	--	--	--	--	--	--	--	--	--	--	--
2003-04	Calgary	NHL	82	9	24	33	8	24	6	0	1	--	138	6.5	26	0	10	10	6
2005-06	Calgary	NHL	74	2	18	20	6	68	2	0	1	--	87	2.3	7	0	1	1	4
2006-07	Colorado	NHL	15	2	3	5	-4	14	1	1	0	--	19	10.5	--	--	--	--	--
2007-08	Colorado	NHL	43	5	8	13	5	20	2	0	1	--	35	14.3	7	0	3	3	0
2008-09	Colorado	NHL	64	6	14	20	-10	18	1	0	1	--	82	7.3	--	--	--	--	--
	Calgary	NHL	19	1	3	4	-5	6	0	0	0	--	25	4.0	6	0	1	1	8
2009-10	Florida	NHL	61	7	11	18	-7	22	1	0	1	--	69	10.1	--	--	--	--	--
	Pittsburgh	NHL	20	4	4	8	5	6	0	0	2	--	26	15.4	8	0	0	0	2
NHL Totals			436	40	95	135	-17	190	16	1	7	0	559	7.2	54	0	15	15	20





Cody McCORMICK



CENTER

ACQUIRED: 2010 SHOTS: Right
BORN: April 18, 1983 in London, Ontario CAN
HEIGHT: 6 ft 3 in WEIGHT: 221 lbs



CAREER TRANSACTIONS:

Signed as a free agent August 1, 2009; originally selected by Colorado in the fifth round (144th overall) of the 2001 NHL Entry Draft.

Career Highlights

GOALS: 1, nine times. **Most recent:** 10/16/08 vs. PHI
ASSISTS: 2, 2/15/09 @ DET
POINTS: 2, 2/15/10 @ DET (0+2)
PIM: 22, 3/8/09 @ CHI
LONGEST POINT STREAK:
4, 11/24/08 @ ANA to 12/4/08 @ NSH (0+4)

McCORMICK vs. NHL



TEAM	GP	G	A	TP	PIM
ANAHEIM	10	1	2	3	4
ATLANTA	2	0	0	0	0
BOSTON	1	0	0	0	0
BUFFALO	2	0	0	0	5
CALGARY	16	1	2	3	31
CAROLINA	2	0	1	1	9
CHICAGO	9	0	0	0	26
COLORADO	0	0	0	0	0
COLUMBUS	9	0	1	1	20
DALLAS	9	0	0	0	20
DETROIT	10	0	3	3	8
EDMONTON	13	0	0	0	24
FLORIDA	2	0	0	0	2
LOS ANGELES	10	0	1	1	11
MINNESOTA	16	2	2	4	21
MONTREAL	2	0	1	1	0
NASHVILLE	9	1	2	3	2
NEW JERSEY	3	0	0	0	2
N.Y. ISLANDERS	2	0	0	0	2
N.Y. RANGERS	4	1	0	1	6
OTTAWA	2	0	1	1	2
PHILADELPHIA	5	1	0	1	4
PHOENIX	7	0	0	0	2
PITTSBURGH	1	0	0	0	0
SAN JOSE	9	0	0	0	0
ST. LOUIS	12	0	2	2	14
TAMPA BAY	3	0	1	1	6
TORONTO	2	1	0	1	0
VANCOUVER	15	1	2	3	24
WASHINGTON	3	0	0	0	5
NHL TOTALS	190	9	21	30	250

REGULAR SEASON STATS 2009.2010

Spent the regular season with Portland (AHL), playing in a career-high 66 games... Registered career highs in goals, assists and points (17+12=29)... Led Portland skaters with 168 PIM... Played 200th career AHL game 3/28 vs. Hartford... **2010 PLAYOFFS:** Recalled by Buffalo 4/20, making Sabres debut in first of three playoff games vs. Boston on 4/21... Tallied two points (0+2) and 14 PIM in the series.

NHL CAREER ■ NHL CAREER ■ NHL CAREER ■ NHL CAREER ■ NHL CAREER ■ NHL CAREER

2008-09: Played in a career-high 55 games for Colorado, tallying NHL career-best 12 points (1+11)... Finished second among Colorado skaters with 115 hits... Career-high 92 PIM ranked him third among Colorado skaters... Recorded first career multi-point game (0+2) 2/15 at Detroit... **2007-08:** Registered 81 hits, fourth among Avalanche forwards, and 50 penalty minutes... Appeared in his 100th NHL game on Dec. 1 at Los Angeles... Made his NHL playoff debut at Detroit on April 24... Recorded his first career playoff point (assist) and had a fighting major at Detroit on April 26... **2006-07:** Played in six games for the Avalanche before being reassigned to Albany (AHL) on Dec 7... Spent the rest of the season with the River Rats, where he recorded eight goals and eight assists in 42 games... **2005-06:** Opened the year with Lowell of the AHL but ended up spending the final five months of the season with Colorado... Recorded eight points (4+4) and 29 penalty minutes in 45 games for the Avalanche... **2004-05:** Spent the entire season with Hershey (AHL), recording five goals with six assists in 40 games... **2003-04:** Made his NHL debut Oct. 12 vs. St. Louis... Collected his first NHL point/assist Oct. 16 at Minnesota... Recorded 15 penalty minutes (fighting major and a game misconduct) Oct. 23 vs. Edmonton... Had two fighting majors on Oct. 28

vs. Calgary... Tallied his first NHL goal on Nov. 4 vs. Minnesota... **2002-03:** Unanimous choice among his teammates to be Belleville's captain for the 2002-03 season... Named to the OHL First All-Star Team after leading Belleville in goals (36) and penalty minutes (166)... Named the OHL's "Eastern Conference Hardest Worker" by league coaches... **2001-02:** Was fifth on the team with 118 penalty minutes... **2000-01:** Notched 23 points and 135 penalty minutes in 66 games with Belleville... **1999-00:** Skated in 45 games and nine playoff contests in his first season with the Belleville Bulls.



NHL CAREER ■ NHL CAREER ■ NHL CAREER ■ NHL CAREER ■ NHL CAREER ■ NHL CAREER ■ NHL CAREER ■ NHL CAREER

CAREER STATS

McCORMICK



REGULAR SEASON

PLAYOFFS

Season	Team	League	GP	G	A	TP	+/-	PIM	PP	SH	GW	GT	S	S%	GP	G	A	TP	PIM
1999-00	Belleville	OHL	45	3	4	7	--	42	--	--	--	--	--	--	9	1	0	1	10
2000-01	Belleville	OHL	66	7	16	23	--	135	--	--	--	--	--	--	10	1	1	2	23
2001-02	Belleville	OHL	63	10	17	27	12	118	1	1	1	--	--	--	11	2	4	6	24
2002-03	Belleville	OHL	61	36	33	69	22	166	8	3	--	--	--	--	7	4	7	11	11
2003-04	Hershey	AHL	32	3	6	9	-9	60	0	1	0	--	--	--	--	--	--	--	--
	Colorado	NHL	44	2	3	5	-4	73	0	0	1	--	33	6.1	--	--	--	--	--
2004-05	Hershey	AHL	40	5	6	11	-8	68	2	1	1	--	--	--	--	--	--	--	--
2005-06	Lowell	AHL	13	1	6	7	-2	34	0	0	--	--	23	4.3	--	--	--	--	--
	Colorado	NHL	45	4	4	8	-1	29	0	0	1	--	43	9.3	--	--	--	--	--
2006-07	Albany	AHL	42	8	8	16	-5	64	2	0	0	--	85	9.4	5	1	0	1	4
	Colorado	NHL	6	0	1	1	1	6	0	0	0	--	6	0.0	--	--	--	--	--
2007-08	Lake Erie	AHL	13	2	4	6	-2	16	0	0	--	--	24	8.3	--	--	--	--	--
	Colorado	NHL	40	2	2	4	5	50	0	0	1	--	45	4.4	4	0	1	1	7
2008-09	Colorado	NHL	55	1	11	12	-5	92	0	0	0	--	66	1.5	--	--	--	--	--
2009-10	Portland	AHL	66	17	12	29	-2	168	2	0	0	--	137	12.4	3	0	2	2	9
	Buffalo	NHL	--	--	--	--	--	--	--	--	--	--	--	--	3	0	2	2	14
NHL Totals			190	9	21	30	-2	250	0	0	3		187	21.3	7	0	3	3	21
BUF Totals			--	--	--	--	--	--	--	--	--	--	--	--	3	0	2	2	14



Ryan
Miller

30

GOALTENDER

ACQUIRED: 1999 CATCHES: Left
BORN: July 17, 1980 in East Lansing, Michigan USA
HEIGHT: 6 ft 2 in WEIGHT: 175 lbs



CAREER TRANSACTIONS:

Buffalo's fifth-round choice (138th overall) in the 1999 NHL Draft.

Career Highlights

MOST SHOTS FACED: 50, 1/8/10 vs. TOR
MOST SAVES: 48, 1/8/10 vs. TOR
MOST SAVES IN SO: 40, vs. LA 12/19/08
LONGEST SHUTOUT SEQUENCE: 157:13, 1/28/09 - 2/6/09
MOST GOALS ALLOWED: 7, vs. DET 12/10/03
LONGEST UNDEFEATED STREAK: 8 games, two times. Most recent: 10/8/09 vs. PHX - 10/30/09 vs. TOR

MILLER vs. NHL



TEAM	GP	GA	SO	W	L	O	GAA
ANA	2	5	0	0	2	0	2.78
ATL	16	40	1	8	2	4	2.65
BOS	27	69	0	16	5	6	2.53
CGY	3	8	0	2	1	0	2.53
CAR	17	45	0	10	4	3	2.72
CHI	2	2	0	2	0	0	1.00
COL	2	4	0	0	1	1	1.94
CBJ	4	9	0	1	2	0	2.78
DAL	3	8	0	3	0	0	2.59
DET	8	28	0	2	5	1	3.50
EDM	4	5	0	4	0	0	1.25
FLA	14	31	1	9	5	0	2.21
LA	5	12	1	2	1	1	2.54
MIN	3	7	1	2	1	0	2.49
MTL	28	58	1	17	6	5	2.44
NSH	4	9	1	2	2	0	2.35
NJ	18	44	1	6	9	3	2.44
NYI	18	42	2	10	7	1	2.84
NYR	17	36	0	11	4	2	2.22
OTT	26	73	0	9	14	2	2.93
PHI	18	49	0	10	6	1	2.75
PHX	3	3	1	3	0	0	1.01
PIT	14	43	0	4	6	3	3.22
SJ	5	13	0	3	1	1	2.52
STL	2	7	0	1	1	0	3.53
TB	19	52	0	16	3	0	2.71
TOR	30	65	4	22	8	0	2.22
VAN	4	11	0	2	2	0	2.72
WSH	17	41	3	10	6	0	2.55

NHLTOT 333 839 17 187 104 34 2.57

REGULAR SEASON STATS 2009.2010

Awarded Vezina Trophy as NHL's best goaltender; Miller was named on 28 of 30 ballots, including 23 first-place selections. . . Named to NHL's First All-Star Team. . . Finished 4th in voting for Hart Trophy (MVP). . . Received NHL's Foundation Award for Outstanding Charitable and Community Work. . . Set franchise single-season record for wins (41). . . Set new career bests in both GAA (2.22) and save % (.929). . . Won 30 games for the fifth-straight season. . . Led Team USA to a silver medal at the 2010 Winter Olympics; named tournament MVP, Olympic All-Star and Best Goalie by tournament directorate. . . Posted Olympic-best 5-1 record, with a U.S. Men's Olympic team record 1.35 GAA. . . Played in 300th career NHL game vs. TB (1/6). . . Started season 8-0-1, including eight straight wins from 10/8-30. . . Set single-game highs in shots faced (50) and saves (48) in 3-2 win over TOR (1/8). . . Posted second longest shutout streak of his career (148:31) from 11/28-12/3.

NHL CAREER ■ NHL CAREER ■ NHL CAREER ■ NHL CAREER ■ NHL CAREER ■ NHL CAREER

2008-09: Games missed due to injury: 13 – ankle (2/24-3/27) . . . Named NHL Third Star of the Month for January after posting a 9-3-0 record with a 2.30 GAA, .932 save percentage and one shutout . . . Won 30 games for the fourth-straight season . . . Set new career high with 2.53 GAA, .918 save percentage and five shutouts . . . Finished season third in franchise history with 146 career victories, behind only Dominik Hasek (234) and Don Edwards (156) . . . 8-2 record with 31 saves on 40 attempts (77.5) in shootouts . . . Posted a 157:13 shutout streak with consecutive shutouts @ PHX (1/31) and vs. TOR (2/4). . . 2007-08: Set a franchise record and career high with 76 games played and 4474 minutes played. . . He tied with Miikka Kiprusoff for third in the league in games played and was third overall in minutes played. . . His 36 victories was sixth best in the NHL. . . Finished third in the league with 1907 saves on the season, a career high. . . Won a season-high six games in a row starting vs. NY Islanders (12/12) and ending @ Philadelphia (12/22). . . Allowed only 15 goals during win streak and made a season-high 42 saves against NY Islanders (12/19). . . Earned his first shutout and first victory of the year with a 20-save performance vs. Atlanta (10/11). . . His 35-save shutout of vs. Toronto (2/13) set a career high for shutouts in a season (3) and was a career high for saves made in a shutout. . . 2006-07: Set a new Sabres record with 40 wins, while playing in a career-high 63 games. . . Voted in as Eastern Conference starter for All-Star Game. . . Played in a career-high 13 straight games from Feb. 10-Mar. 13. . . Made 29 saves to earn

third career shutout in 3-0 win @ NYI (10/26). . . Missed 5 games with muscle strain. . . First 41 games of the season -- 21-7-2 with 2.67 GAA in 31 games. . . Preseason: 2-1, with 2.59 GAA and .881 save percentage. . . 2007 PLAYOFFS: Posted a 9-7 record with 2.22 GAA and .922 save percentage while starting all 16 games. . . Now ranks second on franchise's all-time list in playoff wins (20), goalie games (34), and goalie minutes (2,152). . . Posted a 4-1 record in five games vs. NYI. . . Made 30 saves in Game 5 (4/20). . . Finished series with 2.21 GAA and .918 save percentage. . . Went 4-2 vs. NYR. . . Made a playoff career-high 44 saves in Game 3 vs. NYR (4/29). . . Stopped 22 of 23 shots in Game 5 vs. NYR (5/4). . . 2005-06: Registered a 30-14-3 record in 48 games. . . Finished with a 2.60 GAA. . . Missed 18 games (11/2 to 12/8) with a fractured thumb. . . Named NHL Defensive Player of the Week twice (12/25 and 2/5). . . Earned second career shutout, making 31 saves in 6-0 win vs. TOR (4/16). . . Stopped a career-high 45 shots in 4-2 loss @ Ottawa (3/18). . . Made 27 saves and picked up an assist in 3-1 win vs. Toronto (3/16). . . Returned to action @ Philadelphia (12/19), making 33 saves in a 2-1 shootout win. . . Activated from IR (12/9), and sent to Rochester on conditioning assignment. . . 2006 PLAYOFFS: Finished with a record of 11-7, 2.56 GAA and .908 save % in 18 games. . . Stopped 25 shots in 2-1 OT win vs. Carolina (5/30). . . Made 24 saves in 4-3 win vs. Carolina (5/24). . . Made 29 saves including 16 in 3rd period @ Carolina (5/20). . . Stopped 34 shots in series-clinching win @ Ottawa (5/13). . . Made 43 saves in a 2-1 win @ Ottawa (5/8). . . Stopped 21

NHL CAREER ■ NHL CAREER ■ NHL CAREER ■ NHL CAREER ■ NHL CAREER ■ NHL CAREER ■ NHL CAREER ■ NHL CAREER ■ NHL CAREER

shots in series clinching 7-1 win @ Philadelphia (5/2)... Earned first career playoff shutout by making 24 saves in 3-0 win vs. Philadelphia (4/30)... **2004-05:** Was awarded the Aldege "Baz" Bastien Award as the AHL's top goaltender... Was named an AHL First Team All-Star... Set the Amerks' all-time single season shutout mark with eight... Appeared in 63 regular season games, compiling a record of 41-17-4 and a 2.45 goals-against average... Miller led the AHL in victories (41) and saves (1,814), while ranking second in shutouts (8) and minutes played (3,738)... Became the AHL's first 40-game winner in four decades, since Gerry Cheevers in 1964-65. Claimed Top Goaltender honors in the All-Star Skills Competition for the second consecutive year and earned the win in net for PlanetUSA at the 2005 All-Star Classic in Manchester, N.H. ... **2003-04:** Appeared in three games with Sabres, starting season opener @ Philadelphia (10/09) and home opener vs. N.Y. Islanders (10/11)... With Rochester: Recorded career-high five shutouts in regular season with Amerks... Recorded assist on power-play goal @ Hamilton (3/13)... **2004 PLAYOFFS:** Stopped 29 shots in win over Milwaukee (5/20)... Won fifth-straight outing with 27 saves vs. Hamilton (5/09)... Recorded 28 saves vs. Hamilton (5/08)... Picked up shutout vs. Hamilton (5/05)... Made 33 saves in game seven overtime win over Syracuse (5/01)... Kicked out 30 shots for a shutout @ Syracuse (4/17)... **2002-03:** Appeared in four games for Team USA at 2003 World Championships... Made 64 saves and posted 2.49 GAA... Recorded wins over Slovenia and Belarus... Named to Young Stars Game @

NHL All-Star Game in Florida (2/1)... Recorded first NHL shutout with 22 saves in 1-0 win @ Minnesota (1/14)... Made 17 saves to win first career NHL game in 5-4 victory vs. Columbus (11/22)... Started first NHL game @ New Jersey (11/19), making 21 saves in OT loss... Recalled from Rochester (11/18)... With Rochester: Named Amerks' Rookie of the Year... Ended rookie season with 23-18-5 record and 2.34 GAA... Finished fifth in the AHL in GAA... Recorded first professional playoff win (4/12)... Won five of last six games to help Rochester make playoffs... Had nine-game unbeaten streak from 11/29 to 12/22 (8-0-1) after six-game win streak from 11/29 to 12/13. **2001-02:** Led all goaltenders with .949 save percentage and was second with 1.76 GAA at 2002 World Championships... Finished collegiate career 73-18-12 with NCAA-record 26 shutouts... Went 26-9-5 with eight shutouts, 1.77 GAA and .936 save percentage in junior season... Hobey Baker Memorial Award finalist... Named CCHA Best Goaltender for third-straight season and won league's Most Valuable Player for second year in a row... MSU's Most Valuable Player for second consecutive season... Ranked first nationally in victories and shutouts, third in save percentage and fourth in GAA and minutes played at end of junior season... Ended Michigan State career ranked fourth in wins (73), fifth in games played (106) and first in GAA (1.54), save percentage (.941) and shutouts (26). **2000-01:** Won the 2001 Hobey Baker Award, given to college hockey's top player... Became the second goaltender to receive the Hobey (Minnesota's Robb Stauber in 1988 was first)... USA Hockey College Player of the Year... Tabbed College Hockey Player of the Year by The Hockey News... Honored as Spartan hockey's Most Valuable Player and won the George Alderton Award for MSU male athlete of the year... Led the nation in save percentage, GAA, wins, winning percentage and shutouts... Became the NCAA's career shutout leader when he backstopped the Spartans to a 3-0 win over Alaska Fairbanks (2/10)... His 10 shutouts in 2000-01 were second-best single-season effort in NCAA history... Set NCAA single-season record with .950 save percentage while 1.31 GAA was third-best in NCAA history. **1999-00:** Second-team All-CCHA and CCHA All-Rookie Team selection... Posted eight shutouts – the most in a season by a goaltender in CCHA or WCHA history.

CAREER STATS MILLER



REGULAR SEASON

PLAYOFFS

Season	Team	League	GP	MIN	GA	SO	AVG	W-L-T	GP	MIN	GA	SO	AVG	W-L
1997-98	Sault Ste. Marie	NAJHL	31	1804	72	1	2.39	17-13-0	6	311	10	1	1.93	2-4
1998-99	Sault Ste. Marie	NAJHL	47	2711	104	8	2.30	31-14-1	4	218	10	1	2.75	2-2
1999-00	Michigan State	CCHA	26	1525	39	8	1.53	16-5-3	--	--	--	--	--	--
2000-01	Michigan State	CCHA	40	2447	54	10	1.32	31-5-4	--	--	--	--	--	--
2001-02	Michigan State	CCHA	40	2411	71	8	1.77	26-9-5	--	--	--	--	--	--
2002-03	Rochester	AHL	47	2817	110	2	2.34	23-18-5	3	190	13	0	4.11	1-2
	Buffalo	NHL	15	912	40	1	2.63	6-8-1	--	--	--	--	--	--
2003-04	Buffalo	NHL	3	177	15	0	5.06	0-3-0	--	--	--	--	--	--
2004-05	Rochester	AHL	63	3740	153	8	2.45	41-17-4	9	547	24	0	2.63	5-4
2005-06	Buffalo	NHL	48	2863	124	1	2.60	30-14-3	18	1123	48	1	2.56	11-7
	Rochester	AHL	2	119	5	0	2.50	1-1-0	--	--	--	--	--	--
2006-07	Buffalo	NHL	63	3693	168	2	2.73	40-16-6	16	1029	38	0	2.22	9-7
2007-08	Buffalo	NHL	76	4474	197	3	2.64	36-27-10	--	--	--	--	--	--
2008-09	Buffalo	NHL	59	3443	145	5	2.53	34-18-6	--	--	--	--	--	--
2009-10	Buffalo	NHL	69	4047	150	5	2.22	41-18-8	6	384	15	0	2.34	2-4
	USA	Olympics	6	355	8	1	1.35	5-1-0	--	--	--	--	--	--
NHL Totals			333	19609	839	17	2.57	187-104-34	40	2535	101	1	2.39	22-18
BUF Totals			333	19609	839	17	2.57	187-104-34	40	2535	101	1	2.39	22-18



Steve Montador



DEFENSE

ACQUIRED: 2009 SHOOTS: Right
BORN: December 21, 1979 in Vancouver, British Columbia CAN
HEIGHT: 6 ft 0 in WEIGHT: 207 lbs



CAREER TRANSACTIONS:

Signed as an unrestricted free agent on July 1, 2009; Traded to Boston by Anaheim for Petteri Nokelainen, March 4, 2009; Signed as free agent by Anaheim, July 11, 2008; Traded to Florida by Calgary with Dustin Johner for Kristian Huselius, December 2, 2005; Signed as a free agent by Calgary, April 10, 2000.

Career Highlights

GOALS: 1, twenty-three times. **Most recent:** 4/1/10 @ TOR
ASSISTS: 2, seven times. **Most recent:** 4/6/10 vs. NYR
POINTS: 3, two times. **Most recent:** 2/5/08 vs. PHI
PIM: 19, 2/27/06 vs. PHI
LONGEST POINT STREAK:
3 games, 12/21/09 @ TOR - 12/23/09 vs. OTT (0+4)

MONTADOR vs. NHL



TEAM	GP	G	A	TP	PIM
ANAHEIM	7	1	0	1	4
ATLANTA	26	0	7	7	27
BOSTON	16	2	2	4	12
BUFFALO	15	1	3	4	22
CALGARY	7	0	2	2	7
CAROLINA	30	1	4	5	25
CHICAGO	11	0	1	1	13
COLORADO	11	0	1	1	32
COLUMBUS	15	1	2	3	17
DALLAS	7	0	2	2	14
DETROIT	13	2	1	3	8
EDMONTON	12	1	2	3	13
FLORIDA	6	0	3	3	6
LOS ANGELES	12	0	2	2	19
MINNESOTA	17	1	1	2	55
MONTREAL	20	2	0	2	21
NASHVILLE	9	0	2	2	11
NEW JERSEY	13	0	2	2	37
N.Y. ISLANDERS	18	1	1	2	37
N.Y. RANGERS	18	0	5	5	31
OTTAWA	17	1	5	6	17
PHILADELPHIA	15	0	2	2	37
PHOENIX	12	0	3	3	17
PITTSBURGH	15	0	1	1	28
SAN JOSE	11	1	2	3	36
ST. LOUIS	11	1	1	2	39
TAMPA BAY	24	3	2	5	17
TORONTO	17	2	5	7	26
VANCOUVER	12	1	1	2	18
WASHINGTON	29	1	3	4	23

NHL TOTALS 446 23 68 91 679

REGULAR SEASON STATS 2009.2010

Games missed due to injury: one – lower body (2/9)... Set career high in assists (18), and matched his career high with 23 points... Had three multipoint games... 134 shots on goal were tops among Sabres blueliners... Played in 400th career NHL game @ OTT (12/16)... Set career high with three-game point streak from 12/21 @ TOR to 12/26 vs. OTT... Scored first goal as a Sabre vs. EDM (11/11)... **2010 PLAYOFFS:** Played in all six games... Scored a goal and skated 35:12 in Game 6 double-OT loss.

NHL CAREER ■ NHL CAREER ■ NHL CAREER ■ NHL CAREER ■ NHL CAREER ■ NHL CAREER

2008-09: Set a career season-high in assists with 4-17=21 combined totals with Anaheim and Boston... Had 4-16=20 totals in 65 Anaheim games at the time of his Mar. 4 trade to Boston... Added one assist in 13 Bruins games... Had three multiple point games... Played three games at forward... **2009 PLAYOFFS:** Scored a goal May 12 in game six, his second career playoff goal and first since May 9, 2004 (at San Jose while with Calgary)... Recorded his first point of playoffs with an assist on Apr. 18 vs. Montreal... **2007-08:** Appeared in his seventh NHL season, his third with Florida... set career highs in goals (8), assists (15), points (23), PPG (2), shots (96) and games (73)... ranked second among Florida defensemen in goals, points, PPG and games played, and tied for second in assists... finished third overall on the Panthers in PIM (73)... had a pair of career-high three-point games, including Feb. 5 @ TOR (1-2=3) and Dec. 5 vs. OTT (1-2=3)... picked up the "Gordie Howe Hat Trick" with a goal, assist and fighting major, Feb. 21 vs. BOS... earned an assist while tying his career high with five shots in a 3-2 win, Jan. 10 @ ATL... logged a season-high 21:07 TOI, Dec. 30 vs. PHI... **2006-07:** Played in his fifth NHL season, his second with Florida... led the Panthers with a career-high 119 PIM and ranked fourth among team defensemen with

72 games played... averaged 13:08 TOI and 17.3 shifts per game... appeared in his 200th career NHL game in a 2-1 victory, Mar. 1 vs. DAL... recorded a season-best +3 rating in a 6-5 win, Feb. 27 @ WSH... had a season-high 21:57 TOI, Feb. 3 vs. LA... picked up a career-high 19 PIM, Dec. 27 vs. PHI... scored his sixth career NHL goal to tie the game and send it to OT, Nov. 10 @ BUF... **2005-06:** Completed his fourth NHL season, his first with Florida... scored his first goal as a Panther in a 6-5 victory, Mar. 20 vs. TB... played in his 100th career NHL game, Dec. 17 @ ATL... recorded an assist in his Panthers debut, Dec. 7 @ DAL... was acquired by Florida with Dustin Johner from Calgary in exchange for Kristian Huselius, Dec. 2... **2004-05:** Played in 15 games with HC Mulhouse in France, posting 1-7=8 points and 69 PIM... **2003-04:** Appeared in his third NHL season with Calgary... in his NHL playoff debut, was part of a Flames team that reached Game 7 of the SCF against TB... played in all seven SCF games vs. TB... had an assist in a 3-2 victory in Game 5 of the SCF, June 3 @ TB... recorded a two-game point streak in Games 1 (goal) and 2 (assist) of the WCF on May 9 & 11 @ SJ, respectively... scored the OT-winner (first career playoff goal), went +2 and had a team-high five shots in Game 1 of the WCF... averaged 17:43 TOI during the

Montador

NHL CAREER ■ NHL CAREER ■ NHL CAREER ■ NHL CAREER ■ NHL CAREER ■ NHL CAREER ■ NHL CAREER ■ NHL CAREER ■ NHL CAREER

playoffs...spent the entire regular season with Calgary...scored the GWG in a 4-1 victory, Mar. 16 @ DET...**2002-03:** Appeared in his second NHL season, playing 50 games with Calgary...finished fourth on the Flames in PIM (114)...his 1-1=2 points came in a four-game stretch between Mar. 29-Apr. 3: Mar. 29 vs. CBJ (goal) & Apr. 3 vs. LA (assist)...scored 1-7=8 points with 20 PIM in 11 games with Saint John (AHL) before being recalled on Nov. 13... had a season-high three-game point streak with Saint John from Nov. 8-12, including three assists on Nov. 12 @ Albany...**2001-02:**

Appeared in 11 games with Calgary in his first NHL season...scored his first career NHL goal and registered a team-high 17 PIM, Jan. 8 @ NYI...collected his first career NHL point (assist) in his NHL debut, Nov. 23 @ BUF...set AHL career highs in goals (9), assists (16), points (25), PIM (107) and games (67) with Saint John...scored two goals in the span of seven seconds, Nov. 10 vs. Bridgeport...**2000-01:** Spent his first professional season with the 2001 Calder Cup champion Saint John Flames...recorded 0-8=8 points in 19 games during the AHL Flames' playoff run...scored his first professional goal, Oct. 29 @ Hamilton...signed with Calgary as a free agent, Sept. 5. **MISCELLANEOUS:** Helped Team Canada to a silver medal at the 2001 Spengler Cup, playing in five games.

CAREER STATS MONTADOR



REGULAR SEASON

PLAYOFFS

Season	Team	League	GP	G	A	TP	+/-	PIM	PP	SH	GW	GT	S	S%	GP	G	A	TP	PIM
1998-99	Erie	OHL	61	9	33	42	--	114	--	--	--	--	--	--	5	0	2	2	4
1999-00	Peterborough	OHL	64	14	42	56	--	97	--	--	--	--	--	--	5	0	2	2	4
	Saint John	AHL	--	--	--	--	--	--	--	--	--	--	--	--	2	0	0	0	0
2000-01	Saint John	AHL	58	1	6	7	--	95	--	--	--	--	--	--	19	0	8	8	13
2001-02	Calgary	NHL	11	1	2	3	-2	26	0	0	0	0	10	10.0	--	--	--	--	--
	Saint John	AHL	67	9	16	25	-11	107	0	0	2	--	--	--	--	--	--	--	--
2002-03	Calgary	NHL	50	1	1	2	-9	114	0	0	0	0	64	1.6	--	--	--	--	--
	Saint John	AHL	11	1	7	8	-4	20	0	0	0	0	56	1.8	--	--	--	--	--
2003-04	Calgary	NHL	26	1	2	3	-1	50	0	0	1	0	31	3.2	20	1	2	3	6
2004-05	Mulhouse	France	15	1	7	8	--	69	--	--	--	--	--	--	--	--	--	--	--
2005-06	Calgary	NHL	7	1	0	1	E	11	0	0	0	0	13	7.7	--	--	--	--	--
	Florida	NHL	51	1	5	6	4	68	0	0	0	0	42	2.4	--	--	--	--	--
2006-07	Florida	NHL	72	1	8	9	1	119	0	0	0	0	88	1.1	--	--	--	--	--
2007-08	Florida	NHL	73	8	15	23	1	73	2	0	0	0	96	8.3	--	--	--	--	--
	Anaheim	NHL	65	4	16	20	14	125	0	0	0	0	100	4.0	--	--	--	--	--
2008-09	Boston	NHL	13	0	1	1	3	18	0	0	0	0	17	0.0	11	1	2	3	18
	Buffalo	NHL	78	5	18	23	E	75	0	0	2	0	134	3.7	6	1	0	1	4
NHL Totals			446	23	68	91	11	679	2	0	3	0	595	3.9	37	3	4	7	28
BUF Totals			78	5	18	23	E	75	0	0	2	0	134	3.7	6	1	0	1	4





Shaone MORRISONN

27

DEFENSE

ACQUIRED: 2010 SHOOTS: Left
BORN: December 23, 1982 in Vancouver, British Columbia CAN
HEIGHT: 6 ft 4 in WEIGHT: 210 lbs



CAREER TRANSACTIONS:

Signed as an unrestricted free agent on August 2, 2010; Traded to Washington by Boston with a first- (Jeff Schultz) and second-round choice (Mikhail Yunkov) in the 2004 Entry Draft for Sergei Gonchar, March 3, 2004; Selected by Boston in the first round (19th overall) in 2001 Entry Draft.

Career Highlights

GOALS: 1, ten times. **Most recent:** 1/27/10 vs. ANA
ASSISTS: 2, six times. **Most recent:** 3/16/10 @ FLA
POINTS: 2, eight times. **Most recent:** 3/16/10 @ FLA
PIM: 17, two times. **Most recent:** 1/15/10 vs. TOR
LONGEST POINT STREAK:
3 games, three times. **Most recent:** 10/30/06 to 11/4/06 (1+3)

MORRISONN vs. NHL



TEAM	GP	G	A	TP	PIM
ANAHEIM	3	1	2	3	0
ATLANTA	36	0	8	8	34
BOSTON	19	0	2	2	18
BUFFALO	23	0	2	2	25
CALGARY	3	0	2	2	4
CAROLINA	35	1	5	6	38
CHICAGO	5	0	0	0	2
COLORADO	4	0	0	0	2
COLUMBUS	6	0	1	1	4
DALLAS	4	0	0	0	2
DETROIT	7	0	1	1	2
EDMONTON	3	0	0	0	7
FLORIDA	37	0	6	6	50
LOS ANGELES	5	0	1	1	6
MINNESOTA	4	1	0	1	4
MONTREAL	18	0	0	0	20
NASHVILLE	4	0	0	0	6
NEW JERSEY	19	0	3	3	12
N.Y. ISLANDERS	24	0	3	3	20
N.Y. RANGERS	21	1	2	3	33
OTTAWA	21	0	2	2	14
PHILADELPHIA	22	1	4	5	20
PHOENIX	4	0	1	1	6
PITTSBURGH	22	1	4	5	22
SAN JOSE	6	1	1	2	4
ST. LOUIS	4	0	0	0	2
TAMPA BAY	34	2	8	10	27
TORONTO	20	1	1	2	35
VANCOUVER	4	0	0	0	4
WASHINGTON	1	0	1	1	0

NHL TOTALS 418 10 60 70 423

REGULAR SEASON STATS 2009.2010

Played in 68 games and had 12 points (1+11)... Had six points (1+5) at home and six (0+6) on the road... Team was 8-1-1 when he registered a point... His 11 assists were two off of his career high of 13 which he registered in 2005-06 with WSH... Five (1+4) of his 12 points came in the third period... Second on the team in hits (163) and fourth in blocked shots (104)... Averaged 17:34 TOI... Had two assists at PIT (1/21)... Scored the GWG and had an assist vs. ANA (1/27)... Played in his 400th NHL game @ MTL (2/10)... Had two assists @ FLA (3/16).

NHL CAREER • NHL CAREER • NHL CAREER • NHL CAREER • NHL CAREER • NHL CAREER

2008-09: Played 72 games and was tied for third among Caps defensemen with 13 points (3+10)... Tied his career high with three goals... Six of his 10 assists were against division opponents... Played his 300th NHL game 12/10 vs. BOS... Scored the OT goal at NYR on his birthday (12/23), capping a comeback from a 4-0 deficit... Registered a season-high five blocked shots on 12/26 vs. BUF... Recorded his second goal of the season and was +3 on 2/14 at TB... Had five points (2g-3a) in Feb., matching his point total from the first four months of the season... Played a season-high 22:37 on 3/1 vs. FLA... Posted two assists, tying a career high, and was +2 at TB (3/19)... Appeared in all 14 Stanley Cup playoff games... Tallied an assist in Game 6 of the ECSF at PIT (5/11). **2007-08:** Played in 76 games and had 10 points (1+9)... Finished the season with a +4 rating... Fourth on the team with an average 20:16 TOI and fifth with 63 PIM... Led the team in ice time in three games... Ranked fourth on the team with 89 blocked shots... Was +14 in the 55 games he played in under Bruce Boudreau... Was a +3 in a team-high 25:47 vs. OTT (1/1)... His lone goal of the season (2/26 vs. MIN) was the GWG... Played all seven games of the ECQF against PHI, despite suffering a broken jaw... **2006-07:** Ranked third among Caps

defensemen with 13 points (3g-10a) in 78 games... Second on the team with a career-high 106 PIM... Second on the team with 120 blocked shots... Ranked second on the team and first among defensemen with 112 hits... Tied for third on the team at +3... Had a +9 rating in the last 23 games... Led the team with 28.8 shifts per game... Finished third on the team in ice time, second among defensemen, at 20:57 per game... Skated at least 20 minutes 49 times and led the team in ice time three times... Led all Caps in shorthanded ice time at 4:15 per game... Team was 6-2-3 when he tallied a point... Scored all three of his goals in the first period... Racked up 17 PIM at NYR (12/30)... Had two assists at CGY (10/30) and at NYI (3/10)... Was a season high +4 in a 7-1 win vs. TB (3/18)... Played his 200th NHL game on 4/3 vs. FLA... **2005-06:** Played in 80 of 82 games, including the last 76... Second on the team and first among defensemen with a +7 rating... Led the team in blocked shots with 131... Fourth among Capitals defensemen with 14 points (1g-13a)... Led the team in ice time in eight games... Led the team with three short-handed assists... Had a +7 rating, without a minus game, in a 12-game stretch (10/16—11/15)... Posted his first career Capitals point with an assist at TB (10/28)... Went 16 games

NHL CAREER ■ NHL CAREER ■ NHL CAREER ■ NHL CAREER ■ NHL CAREER ■ NHL CAREER ■ NHL CAREER ■ NHL CAREER ■ NHL CAREER

without a minus rating (+3 from 11/23—1/1) ... Scored his first goal as a Capital vs. CAR (4/7)... Went nine straight games without a minus rating from 3/22—4/7, with four points (1g-3a) and +10 in that time. **2004-05:** Played 71 games for Portland (AHL) ... Led Pirates defensemen in goals (4) and finished second in points (18) ... Three of his four goals came on the power play ... Scored two goals against Springfield (11/5) ... **2003-04:** His rookie NHL season, appeared in 30 games for BOS, three games for the Capitals and 31 combined AHL games for Providence and Portland... Started the season with Providence, and was recalled by BOS after 18 games (12/29)... Appeared in his first game with BOS at WSH

(12/29), recording an assist, his first NHL point... Scored his first NHL goal and added an assist for his first NHL multiple-point game vs. TOR (1/1)... Tallied assists in a career-high three consecutive games from 2/1-2/5 (4a), including a career-high two assists and +3 rating at BUF (2/5)... Made his Capitals debut vs. PHI (3/6)... After three games with the Capitals, was reassigned to Portland (AHL) ... In 13 games with the Pirates, had five points (1g-4a) and was +8... **2002-03:** His first professional season, played in 11 games for BOS and 60 games for Providence, recording five goals and 16 assists... Was recalled five times by BOS throughout the season... Made his NHL debut at TOR (11/19)... Appeared in four playoff games for Providence, recording six PIM... **2001-02:** His final season in the WHL, appeared in 61 games for Kamloops, recording 11 goals and 26 assists... Led team defensemen in scoring... **2000-01:** In 61 games for Kamloops, tallied 38 points (13g-25a) and 132 PIM... Was named the team's top defenseman.

CAREER STATS MORRISSON



REGULAR SEASON

PLAYOFFS

Season	Team	League	GP	G	A	TP	+/-	PIM	PP	SH	GW	GT	S	S%	GP	G	A	TP	PIM
1999-00	Kamloops	WHL	57	1	6	7	--	80	--	--	--	--	--	--	4	0	0	0	6
2000-01	Kamloops	WHL	61	13	25	38	--	132	--	--	--	--	--	--	4	0	0	0	6
2001-02	Kamloops	WHL	61	11	26	37	--	106	--	--	--	--	--	--	4	0	2	2	2
2002-03	Boston	NHL	11	0	0	0	0	8	0	0	0	--	4	0.0	--	--	--	--	--
	Providence	AHL	60	5	16	21	--	103	--	--	0	--	--	--	4	0	0	0	6
2003-04	Boston	NHL	30	1	7	8	10	10	0	0	0	--	13	7.7	--	--	--	--	--
	Washington	NHL	3	0	0	0	0	0	0	0	0	--	1	0.0	--	--	--	--	--
	Providence	AHL	18	0	2	2	--	16	--	--	--	--	--	--	--	--	--	--	--
	Portland	AHL	13	1	4	5	--	10	--	--	--	--	--	--	7	0	1	1	4
2004-05	Portland	AHL	71	4	14	18	--	63	--	--	--	--	--	--	--	--	--	--	--
2005-06	Washington	NHL	80	1	13	14	7	91	0	0	0	--	56	1.8	--	--	--	--	--
2006-07	Washington	NHL	78	3	10	13	3	106	0	0	0	--	46	6.5	--	--	--	--	--
2007-08	Washington	NHL	76	1	9	10	4	63	0	0	1	--	47	2.1	7	0	1	1	6
2008-09	Washington	NHL	72	3	10	13	4	77	0	0	1	--	50	6.0	14	0	1	1	8
2009-10	Washington	NHL	68	1	11	12	8	68	0	0	1	--	32	3.1	5	0	0	0	2
NHL Totals			418	10	60	70	36	423	0	0	3	--	249	4.0	26	0	2	2	16



Tyler
Myers

57

DEFENSE

ACQUIRED: 2008 SHOOTS: Right
BORN: February 1, 1990 in Houston, Texas USA
HEIGHT: 6 ft 8 in WEIGHT: 227 lbs



CAREER TRANSACTIONS:

Buffalo's first-round choice (12th overall) in the 2008 NHL Draft.

Career Highlights

GOALS: 2, 1/8/10 vs. TOR
ASSISTS: 3, Two times. Most recent: 3/10/10 vs. DAL
POINTS: 4, 3/10/10 vs. DAL (1+3)
PIM: 4, three times. Most recent: 3/13/10 @ DET
LONGEST POINT STREAK:
5 games, 3/16/10 @ ATL to 3/24/10 vs. MTL (1+5)

MYERS vs. NHL



TEAM	GP	G	A	TP	PIM
ANAHEIM	1	0	1	1	0
ATLANTA	4	0	2	2	0
BOSTON	6	2	3	5	0
CALGARY	1	0	0	0	2
CAROLINA	4	0	4	4	4
CHICAGO	1	0	1	1	0
COLORADO	1	0	0	0	2
COLUMBUS	1	0	0	0	0
DALLAS	1	1	3	4	2
DETROIT	2	0	1	1	4
EDMONTON	1	0	0	0	0
FLORIDA	4	1	3	4	0
LOS ANGELES	1	0	0	0	0
MINNESOTA	1	0	0	0	0
MONTREAL	6	0	3	3	0
NASHVILLE	1	0	0	0	0
NEW JERSEY	4	0	0	0	2
N.Y. ISLANDERS	4	1	2	3	2
N.Y. RANGERS	4	0	3	3	0
OTTAWA	6	0	0	1	2
PHILADELPHIA	4	1	2	3	2
PHOENIX	2	1	1	2	2
PITTSBURGH	4	0	1	1	0
SAN JOSE	2	0	1	1	0
ST. LOUIS	1	0	1	1	0
TAMPA BAY	4	2	1	3	4
TORONTO	6	2	2	4	4
VANCOUVER	1	0	1	1	0
WASHINGTON	4	0	0	0	0

NHL TOTALS 82 11 37 48 32

REGULAR SEASON STATS 2009.2010

Awarded Calder Trophy as the NHL's top rookie; received 94 of 133 first-place votes... Was also named to the NHL's All-Rookie Team... Ranked at or near the top in several rookie categories, including average ice time (1st, 23:44), shorthanded time (1st), assists (1st), blocked shots (1st, 137), plus-minus (t-2nd) and points (3rd)... Also one of four rookies to play all 82 games... Became the 16th youngest player to play for the Sabres in a season opener (19 yrs, 245 days)... Named NHL's Rookie of the Month for January... Skated a season-high 28:32 @ OTT (12/16)... Skated 20+ minutes in 77 of 82 games... Picked up a career-high four points (1+3) vs. DAL (3/10)... Posted season-high five game point streak 1+5 (3/16 - 3/24)... Scored shootout winning goal @ TB (10/24)... **2010 PLAYOFFS:** Played in all six games... Scored first career playoff goal in Game 2 vs. BOS (4/17)... Skated 35:35 in Game 4 double-OT loss @ BOS (4/21)... **INTERNATIONAL:** Played six games for Canada at 2010 World Championships in Germany... Recorded two assists with 4 PIM.

NHL CAREER ■ NHL CAREER ■ NHL CAREER ■ NHL CAREER ■ NHL CAREER ■ NHL CAREER

2008-09: Named to Memorial Cup All-Star Team... MVP of the 2009 WHL Playoffs... Won gold medal with Team Canada at 2009 World Junior Championship in Ottawa... **2007-08:** Named WHL's Top Draft Prospect... Represented Team Canada at the Under-18 World Championships... Participated in the 2008 CHL Top Prospects Game... **2006-07:** Won bronze medal at the 2007 Canada Winter Games playing with Team Alberta.



NHL CAREER • NHL CAREER • NHL CAREER • NHL CAREER • NHL CAREER • NHL CAREER • NHL CAREER • NHL CAREER

CAREER STATS

MYERS



REGULAR SEASON


PLAYOFFS

Season	Team	League	GP	G	A	TP	+/-	PIM	PP	SH	GW	GT	S	S%	GP	G	A	TP	PIM
2006-07	Kelowna	WHL	59	2	13	15	--	78	--	--	--	--	--	--	--	--	--	--	--
2007-08	Kelowna	WHL	65	6	13	19	--	97	4	0	--	--	--	--	7	1	2	3	12
2008-09	Kelowna	WHL	58	9	33	42	--	105	4	1	--	--	--	--	22	5	15	20	20
	Canada	WJC	6	1	0	1	--	2	--	--	--	--	--	--	--	--	--	--	--
2009-10	Buffalo	NHL	82	11	37	48	13	32	3	0	1	--	104	10.6	6	1	0	1	4
	Canada	WC	7	0	2	2	1	4	--	--	--	--	--	--	--	--	--	--	--
NHL Totals			82	11	37	48	13	32	3	0	1	--	104	10.6	6	1	0	1	4
BUF Totals			82	11	37	48	13	32	3	0	1	--	104	10.6	6	1	0	1	4





Rob Niedermayer



CENTER

ACQUIRED: 2010 SHOOTS: Left
BORN: December 28, 1974 in Cassiar, British Columbia CAN
HEIGHT: 6 ft 2 in WEIGHT: 203 lbs



CAREER TRANSACTIONS: Signed as an unrestricted free agent on July 7, 2010; Signed as an unrestricted free agent by New Jersey on Sept. 25, 2009; Traded to Anaheim by Calgary for Mike Commodore and J-F Dampousse, March 11, 2003; Traded to Calgary by Florida with 2nd round choice in 2001 Entry Draft for Valeri Bure and Jason Wiemer, June 23, 2001; Florida's 1st round choice (5th overall) in the 1993 NHL Entry Draft.

Career Highlights

GOALS: 2, fourteen times. **Most recent:** 3/31/09 @ EDM
ASSISTS: 4, 3/21/04 vs. DET
POINTS: 4, 3/21/04 vs. DET
PIM: 15, two times. **Most recent:** 10/11/95 vs. MTL
LONGEST POINT STREAK:
6 games, 10/31/01 to 11/7/01 (0+6)

NIEDERMAYER vs. NHL



TEAM	GP	G	A	TP	PIM
ANAHEIM	12	4	4	8	9
ATLANTA	17	3	7	10	8
BOSTON	31	6	4	10	19
BUFFALO	40	4	5	9	20
CALGARY	31	3	7	10	22
CAROLINA	37	11	12	23	21
CHICAGO	42	8	8	16	44
COLORADO	44	7	7	14	14
COLUMBUS	27	4	3	7	31
DALLAS	49	7	7	14	58
DETROIT	38	4	13	17	32
EDMONTON	35	6	2	8	27
FLORIDA	9	1	1	2	6
LOS ANGELES	48	10	15	25	56
MINNESOTA	29	3	7	10	16
MONTREAL	36	7	9	16	39
NASHVILLE	30	2	3	5	30
NEW JERSEY	39	7	17	24	29
N.Y. ISLANDERS	43	6	14	20	41
N.Y. RANGERS	45	9	11	20	28
OTTAWA	32	8	6	14	27
PHILADELPHIA	43	7	12	19	41
PHOENIX	53	6	14	20	31
PITTSBURGH	37	8	13	21	43
SAN JOSE	51	4	8	12	41
ST. LOUIS	36	10	7	17	18
TAMPA BAY	43	9	21	30	57
TORONTO	26	5	7	12	22
VANCOUVER	39	6	9	15	28
WASHINGTON	40	6	16	22	24
NHL TOTALS	1082	181	269	450	882

REGULAR SEASON STATS 2009.2010

Joined New Jersey after signing free-agent contract on September 25... Finished second on the team with a faceoff percentage of 50.6, winning 478 of 945 draws... Made Devils' debut in season opener vs. Philadelphia (10/3)... Missed 11 games with upper body injury (11/6-28)... Recorded points in season-high four straight games Oct. 5-12 (2g-2a-Apts)... Scored first goal of season vs. NY Rangers (10/5)... **2010 PLAYOFFS:** Played in all five Devils' postseason games but held pointless during first-round loss to Philadelphia.

NHL CAREER ■ NHL CAREER ■ NHL CAREER ■ NHL CAREER ■ NHL CAREER ■ NHL CAREER

2008-09: Finished 10th in team scoring (21 points), and tied for sixth in goals (14)... Goal totals included one SH and two GWG... Scored two goals @ EDM (3/31) including GWG... Skated in all 13 Ducks playoff games, and finished with three points (0+3)... **2007-08:** Tied his career high (12th time) with two goals vs. STL (3/15)... Recorded an assist, his 100th point as a Duck, Mar. 9 vs. MTL (3/9)... Collected an assist for his 400th career NHL point @ DET (2/10)... played in his 900th career NHL game @ MIN (1/18)... Missed three games with a groin strain, Oct. 23-28... **2008 PLAYOFFS:** Was limited to two games during the CQF vs. DAL due to concussion-like symptoms... Missed Games 3-6 due to his injury... **2006-07:** Won his first Stanley Cup in 2007 with Anaheim... with brother Scott, became first set of brothers to win the Stanley Cup together since Brent and Duane Sutter won with the NY Islanders in 1983 (they also won Cup with Islanders in 1982)... Among playoff leaders, ranked tied for second in SHG (1) and tied for fourth in plus/minus (+9)... Tied postseason career highs in goals (5, also 1996 w/FLA) and points (10, also 2003 w/ANA)... Collected 8 points (4+4) with a +8 rating combined in the WCF vs. DET and SCF vs. OTT... Scored a goal with a game-high +3 rating in the

series-clinching Game 5 of the SCF vs. OTT (6/6)... Scored a SHG (third of his playoff career) and collected an assist in Game 6 of the WCF vs. DET (5/22)... Had a goal and assist with a game-high +3 rating in Game 2 of the WCF @ DET (5/13)... Scored GWG in Game 3 of CQF @ MIN (4/15)... **2005-06:** Led all Anaheim forwards in avg. TOI in the playoffs with 19:35... In the regular season, led all team forwards in avg. TOI (17:52)... Missed six games with a concussion (1/6-19)... **2003-04:** Missed 15 games with a groin injury (1/30-2/29)... Earned his 200th NHL assist vs. LA (1/28)... Scored his fourth career OT goal vs. PHI (10/22)... **2002-03:** Played in all 21 postseason games with Anaheim... finished tied for fifth on the team in playoff scoring with 10 (3+7) points... Two of his three goals were shorthanded... Assisted on Adam Oates' series-clinching GWG in Game 4 of the WCF vs. MIN (5/16)... Scored a SHG in Game 2 of WCF @ MIN (5/12)... Scored SHG in a 4-3 five-OT victory in Game 1 of the CSF @ DAL (4/24)... Assisted on Steve Rucchin's OT series-clinching goal in Game 4 of the CQF vs. DET (4/16)... **2001-02:** Appeared in his first season with Calgary, scoring 20 (6+14) points in 57 games... finished tied for first in SHG (2) and eighth in points (20)... **2000-01:** Finished tied for

NHL CAREER ■ NHL CAREER ■ NHL CAREER ■ NHL CAREER ■ NHL CAREER ■ NHL CAREER ■ NHL CAREER ■ NHL CAREER ■ NHL CAREER

third on Florida in goals (12), fourth in points (32) and PPG (3)... scored his 100th career NHL goal vs. MTL (3/28)... Appeared in his 500th career NHL game @ BOS (1/22)... Missed 15 games due to injury during the course of the season... **1999-00:** Ranked first in faceoffs taken (1,632) and faceoffs won (782), as well as second in GWG (4) and seventh in assists (23) with Florida... Played in his 400th NHL game @ BUF (12/17)... **1998-99:** Ranked among team leaders in goals (tied for fourth with 18), assists (third with 33), points (tied for second with 51), PPG (second with 6) and shots (fifth with 142)... Appeared in his 300th NHL game vs. NJ (11/7)... Earned his 200th career NHL point (assist) @ OTT (4/12)... **1997-98:** Finished among team leaders in PPG (third

with 5)... missed 10 games with a concussion (10/4-28)... Missed eight games recovering from arthroscopic surgery on his left knee (1/21-2/3)... Missed the last 16 games of the season with post-concussion syndrome (3/19-4/18)... **1996-97:** Notched his 100th career NHL point (assist) vs. HFD (10/12)... Appeared in his 200th NHL game @ SJ (10/16)... missed 17 games with a sprained right knee (11/24-12/30)... **1995-96:** Set career highs in goals (26), assists (35) and points (61)... broke a 3-3 tie in the third period with the GWG in Game 6 of WCF vs. PIT (5/30)... Notched series-clinching goal in Game 6 of the CSF vs. PHI (5/14)... **1994-95:** Played both with Florida and Medicine Hat due to the NHL work stoppage... **1993-94:** Made his NHL debut at the age of 18, and earned an assist in his and the Panthers' first-ever game @ CHI (10/6)... Scored his first NHL goal vs. OTT (10/14)... Missed 15 games with a right shoulder separation... **MISCELLANEOUS:** Won the gold medal with Canada at the World Junior Championships in 1993 and was named the WHL's top prospect that season.

CAREER STATS NIEDERMAYER



REGULAR SEASON

PLAYOFFS

Season	Team	League	GP	G	A	TP	+/-	PIM	PP	SH	GW	GT	S	S%	GP	G	A	TP	PIM
1991-92	Medicine Hat	WHL	71	32	46	78	--	77	--	--	--	--	--	--	4	2	3	5	2
1992-93	Medicine Hat	WHL	52	43	34	77	--	67	--	--	--	--	--	--	--	--	--	--	--
1993-94	Florida	NHL	65	9	17	26	-11	51	3	0	2	--	67	13.4	--	--	--	--	--
1994-95	Medicine Hat	WHL	13	9	15	24	--	14	--	--	--	--	--	--	--	--	--	--	--
	Florida	NHL	48	4	6	10	-13	36	1	0	0	--	58	6.9	--	--	--	--	--
1995-96	Florida	NHL	82	26	35	61	1	107	11	0	6	--	155	16.8	22	5	3	8	12
1996-97	Florida	NHL	60	14	24	38	4	54	3	0	2	--	136	10.3	5	2	1	3	6
1997-98	Florida	NHL	33	8	7	15	-9	41	5	0	2	--	64	12.5	--	--	--	--	--
1998-99	Florida	NHL	82	18	33	51	-13	50	6	1	3	--	142	12.7	--	--	--	--	--
1999-00	Florida	NHL	81	10	23	33	-5	46	1	0	4	--	135	7.4	4	1	0	1	6
2000-01	Florida	NHL	67	12	20	32	-12	50	3	1	0	--	115	10.4	--	--	--	--	--
2001-02	Calgary	NHL	57	6	14	20	-15	49	1	2	1	--	87	6.9	--	--	--	--	--
2002-03	Calgary	NHL	54	8	10	18	-13	42	2	0	1	--	104	7.7	--	--	--	--	--
	Anaheim	NHL	12	2	2	4	3	15	1	0	0	--	21	9.5	21	3	7	10	18
2003-04	Anaheim	NHL	55	12	16	28	-6	34	6	0	2	--	111	10.8	--	--	--	--	--
2005-06	Anaheim	NHL	76	15	24	39	-5	89	4	1	2	--	140	10.7	16	1	3	4	10
2006-07	Anaheim	NHL	82	5	11	16	-8	77	0	0	0	--	106	4.7	21	5	5	10	39
2007-08	Anaheim	NHL	78	8	8	16	1	54	0	1	1	--	111	7.2	2	0	0	0	0
2008-09	Anaheim	NHL	79	14	7	21	-17	42	1	1	2	--	88	15.9	13	0	3	3	12
2009-10	New Jersey	NHL	71	10	12	22	-13	45	0	1	0	--	93	10.8	5	0	0	0	6
NHL Totals			1082	181	269	450	-115	882	48	8	28	--	1,733	10.4	109	17	22	39	109



Jason Pominville

29

RIGHT WING

ACQUIRED: 2001 SHOOTS: Right
BORN: November 30, 1982 in Repentigny, Quebec CAN
HEIGHT: 6 ft 0 in WEIGHT: 185 lbs



CAREER TRANSACTIONS:

Buffalo's second-round choice (55th overall) in the 2001 NHL Draft.

Career Highlights

GOALS: 3, 1/14/06 vs. Los Angeles
ASSISTS: 3, three times, **Most recent:** 12/22/07 vs. PHI
POINTS: 4, two times, **Most recent:** 3/19/08 vs. TB
PIM: 4, 11/18/06 vs. OTT
LONGEST POINT STREAK:
8 games, two times, **Most recent:** 3/17/09
@ OTT to 4/3/09 @ WSH (2+1)

POMINVILLE vs. NHL



TEAM	GP	G	A	TP	PIM
ANAHEIM	5	0	5	5	0
ATLANTA	20	7	8	15	6
BOSTON	33	7	16	23	10
CALGARY	4	0	0	0	4
CAROLINA	19	8	7	15	8
CHICAGO	4	1	1	2	0
COLORADO	4	2	1	3	0
COLUMBUS	4	1	0	1	2
DALLAS	4	1	2	3	0
DETROIT	6	1	4	5	0
EDMONTON	4	0	2	2	0
FLORIDA	19	6	10	16	12
LOS ANGELES	4	3	3	6	0
MINNESOTA	4	0	2	2	0
MONTREAL	34	4	18	22	8
NASHVILLE	4	3	1	4	0
NEW JERSEY	18	5	5	10	4
N.Y. ISLANDERS	17	4	11	15	4
N.Y. RANGERS	18	6	7	13	2
OTTAWA	32	9	12	21	16
PHILADELPHIA	19	8	9	17	6
PHOENIX	6	4	1	5	0
PITTSBURGH	19	7	5	12	10
SAN JOSE	5	3	3	6	0
ST. LOUIS	4	3	3	6	0
TAMPA BAY	19	12	16	28	8
TORONTO	34	11	23	34	8
VANCOUVER	4	2	1	3	0
WASHINGTON	19	5	7	12	4

NHL TOTALS 386 123 183 306 112

REGULAR SEASON STATS 2009.2010

Played in all 82 games for fourth-straight season... Sabres active leader with 332 consecutive regular season games played – fifth longest streak in the NHL... Finished third in team scoring... Multi-point games: 15... Three-point games: 3... Sabres were 10-2-2 when he had multi-point game... Registered fourth-straight 20-goal season and fourth season in a row with at least 60 points... Scored 100th career NHL goal vs. NYI (10/16)... Registered 300th career point (goal) vs. TB (3/27)... Had a season-high eight-game point streak in which he scored 13 points (2+11) beginning @ OTT (3/17) and ending @ WSH (4/3)... **2010 PLAYOFFS:** Tied for team lead in scoring with four points (2+2) in six games... Two points including GWG in 4-1 Game 5 win vs. BOS (4/23).

NHL CAREER ■ NHL CAREER ■ NHL CAREER ■ NHL CAREER ■ NHL CAREER ■ NHL CAREER

2009-10: Played in all 82 games for third-straight season... Multi-point games: 18... Most multi-point games on Sabres... Four three-point games... Finished second on Sabres in scoring... Registered third-straight 20-goal season and third season in a row with at least 60 points... Registered 100th career NHL assist @ NYI (10/13)... Scored 200th career NHL point (goal) vs. TB (12/10)... Played 300th career NHL game vs. NJ (4/4)... Had a season-high eight-game point streak in which he scored 13 points (2+11) beginning @ OTT (3/17) and ending @ WSH (4/3)... **2007-08:** Appeared in all 82 games for the second straight season... Multi-point games: 18... Finalist for the Lady Byng Memorial Trophy... Set new career highs in assists (53) and points (80)... Scored his 100th career point with a goal vs. Atlanta (10/11/08)... Scored at least one point in 10 consecutive games starting @ Pittsburgh (2/17/08) and ending vs. Washington (3/5/08)... During the streak he posted 12 points (6+6)... Scored a point in 20 of the last 24 games of the season, registering 29 points (11+18)... Had nine points (3+6) in three games starting vs. Carolina (3/14/08) and ending vs. Tampa Bay (3/19/08)... Scored a career high four points, twice, vs. Philadelphia (12/22/07) [1+3] and vs. Tampa Bay (3/19/08) [2+2]... Finished the

season with a team high +16 rating... Finished the season as Buffalo's captain as he was designated to wear the 'C' months of March/April... **2006-07:** Finished with career highs in goals (34), assists (34) and points (68)... Second on the team with two SHG... Had an eight-game point streak (4+7) from Feb. 17 to Mar. 7... Scored goals in six consecutive games from Oct. 20 to Nov. 2... Had a career-high three assists vs. NYI (3/30)... Multi-point games: 17... Finished the season with four three-point games, the most recent vs. NYI (3/30/07) [0+3]... **2007 PLAYOFFS:** Finished with 10 points (4+6) in 16 games... Scored three points (2+1) in five games vs. NYI... Had three points (2+1) in six games vs. NYR... Assisted on Afinogenov's OT goal in Game 5 vs. NYR (5/4)... Had four assists in five games vs. OTT... **2005-06:** Played in 57 games for the Sabres... Scored 30 points (18+12) in his rookie year... Scored 18th goal of the season vs. TOR (4/16)... Scored first career hat trick vs. Los Angeles (1/14)... Collected two assists vs. Anaheim (12/8) for second straight multi-point game, and third in his last four games... Scored first career NHL goal on Olaf Kolzig in 3-2 Buffalo win @ Washington (11/27)... Recalled to Buffalo (11/26)... Was the AHL's leading goal scorer at time of recall with 19 goals in 18 games... Was also tied for first with nine power-play

NHL CAREER ■ NHL CAREER ■ NHL CAREER ■ NHL CAREER ■ NHL CAREER ■ NHL CAREER ■ NHL CAREER ■ NHL CAREER ■ NHL CAREER

goals and ranked fourth in the AHL in points with 26 (19+7)... Tied an Amerks franchise record with five goals against Cleveland on 10/21... Played second career NHL game vs. Montreal (11/4)... **2006 PLAYOFFS:** 10 points (5+5) in 18 games... Led all NHL rookies in playoff scoring... Two assists @ Carolina (5/20)... Scored short-handed OT game/series winning goal @ Ottawa (5/13)... Had two points (1+1) @ Philadelphia (5/2)... Scored his first three playoff goals and added one assist vs. Philadelphia (4/24)... **2004-05:** Missed 2005 Calder Cup playoffs due to a broken ankle... Appeared in 78 games with the Rochester Americans (AHL), collecting 68 points (30+38)... Collected three assists for the second-straight game on 3/19 at Syracuse... Scored three goals against St. John's @ HSBC Arena on 4/3... Collected three points (2+1) @ Cleveland on 2/17... Picked up two goals @ San Antonio on 12/4... Scored two goals @ Binghamton on 11/6... **2003-04:** Led Rochester with 34 goals, 22 coming on power play... Led AHL with 22 PPG... Ranked fourth in league in goals and 14th in points... Named Sher-Wood American Hockey League Player of the Week on March 1 after recording five goals and one assist in three games... Netted hat trick vs. Syracuse (2/29)... Had missed 12 games with injury... Named starter for Canadian team at 2004 Pepsi AHL All-Star Classic... Missed game due to injury... Made NHL debut @ Washington (12/27) and recorded three shots on goal... Led Rochester with 14 goals, 10 on PP, in 31 games at time of recall... Multi-point games: Nine... **2004 PLAYOFFS:** Ranked fifth in points in AHL and

tied for second in goals and ninth in assists... Tied for lead with five PPG... Credited with two PPGs vs. Milwaukee (5/23)... Picked up assist in game one and two vs. Milwaukee (5/18 & 5/20)... Scored three goals in game three win over Hamilton (5/08)... Recorded goal and assist in game seven win over Syracuse (5/01)... Netted two PPGs in win over Syracuse (4/25) and added another PP marker vs. Syracuse (4/28)... **2002-03:** Scored first professional playoff goal vs. Milwaukee (4/12)... Finished season with 34 (13+21) points, ranking seventh on Amerks... Recorded first two-goal game of professional career @ Syracuse (12/28)... Recorded first multi-point game (1+1) of career vs. Binghamton (11/16)... Named November's Mary Cariola VIP Player of the Month for community service... Scored first professional goal @ Wilkes-Barre/Scranton (10/30)... Made Rochester debut vs. Albany (10/11). **2001-02:** Finished second in points for Shawinigan Cataractes (QMJHL)... Registered career-high 121 points (57+64) in 66 games... Led team with career-best 57 goals and was tied for league lead in goals... Seventh in league in points... Second-straight season topping the 100-point plateau... First Team All-Star and received league award for most sportsmanlike player... Selected CHL Third Team All-Star at left wing... Played for Robert-Lebel Conference All-Star Team at 2002 CHL All-Star Cup in Ottawa... **2000-01:** Finished second full season with Shawinigan with 113 points (46+67) in 71 games... Set career highs for assists and games played... Helped lead Cataractes to first overall in league... Finished third in team scoring race and was 10th in QMJHL in points... Among league leaders in goals (10th) and assists (14th)... Played for Robert-Lebel Conference All-Star Team at 2001 CHL All-Star Cup in Montreal... Named QMJHL Player of the Week for the period ending 11/26 (6+3)... Posted 18-game scoring streak with 32 points (12+20) from 12/17 to 2/17... Recorded two hat tricks (9/29 and 11/24)... Posted second-longest scoring streak of season with 35 points (12+23) in 19 consecutive games from 9/25 to 11/05... Played for Team Cherry at 2001 CHL/NHL Top Prospects Game in Calgary... Scored 12 points (6+6) in 10 postseason games. **1999-00:** Finished first full season in QMJHL with 21 points (4+17) in 60 games... Appeared in 13 playoff games and registered two goals and three assists.

CAREER STATS POMINVILLE



REGULAR SEASON

PLAYOFFS

Season	Team	League	GP	G	A	TP	+/-	PIM	PP	SH	GW	GT	S	S%	GP	G	A	TP	PIM
1998-99	Shawinigan	QMJHL	2	0	0	0	--	0	--	--	--	--	--	--	--	--	--	--	--
1999-00	Shawinigan	QMJHL	60	4	17	21	--	12	--	--	--	--	--	--	13	2	3	5	0
2000-01	Shawinigan	QMJHL	71	46	67	113	--	24	--	--	--	--	--	--	10	6	6	12	0
2001-02	Shawinigan	QMJHL	66	57	64	121	--	32	--	--	--	--	--	--	2	0	0	0	0
2002-03	Rochester	AHL	73	13	21	34	5	16	3	0	2	--	138	9.4	3	1	1	2	0
2003-04	Rochester	AHL	66	34	30	64	-1	30	22	0	4	--	227	15.0	16	9	10	19	6
	Buffalo	NHL	1	0	0	0	0	0	0	0	0	--	3	0.0	--	--	--	--	--
2004-05	Rochester	AHL	78	30	38	68	1	43	11	0	7	--	266	11.3	0	0	0	0	0
2005-06	Buffalo	NHL	57	18	12	30	-4	22	10	2	2	--	124	14.5	18	5	5	10	8
	Rochester	AHL	18	19	7	26	2	11	9	1	1	--	78	24.4	0	0	0	0	0
2006-07	Buffalo	NHL	82	34	34	68	25	30	2	2	5	--	212	16.0	16	4	6	10	0
2007-08	Buffalo	NHL	82	27	53	80	16	20	2	1	1	--	232	11.6	--	--	--	--	--
	USA	WC	7	2	3	5	--	0	--	--	--	--	--	--	--	--	--	--	--
2008-09	Buffalo	NHL	82	20	46	66	-4	18	6	1	2	--	239	8.4	--	--	--	--	--
2009-10	Buffalo	NHL	82	24	38	62	13	22	8	0	2	--	252	9.5	6	2	2	4	2
NHL Totals			386	123	183	306	46	112	28	6	12	--	1062	11.6	40	11	13	24	10
BUF Totals			386	123	183	306	46	112	28	6	12	--	1062	11.6	40	11	13	24	10



Craig
RIVET

52

DEFENSE

ACQUIRED: 2008 SHOOTS: Right
BORN: September 13, 1974 in North Bay, Ontario CAN
HEIGHT: 6 ft 2 in WEIGHT: 207 lbs



CAREER TRANSACTIONS: Traded to Buffalo from San Jose with San Jose's seventh-round pick in the 2010 Entry Draft for Buffalo's second-round picks in the 2009 and 2010 Entry Draft; Traded to San Jose from Montreal with Montreal's fifth-round choice (San Jose chose Julien Demers) in the 2008 Entry Draft for Josh Gorges and San Jose's first-round choice (Montreal chose Max Pacioretty) in the 2007 Entry Draft; Montreal's third-round choice in 1992 Entry Draft.

Career Highlights

GOALS: 2, 2/27/03 vs. MIN
ASSISTS: 3, 2/13/09 vs. SJ
POINTS: 3, 2/13/09 vs. SJ
PIM: 25, two times. **Most recent:** 10/13/08 @ NYI
LONGEST POINT STREAK:
4 games, three times. **Most recent:** 1/19/08 vs. DET to 1/29/08 @ EDM (0+4)

RIVET vs. NHL



TEAM	GP	G	A	TP	PIM
ANAHEIM	22	2	4	6	34
ATLANTA	34	0	5	5	34
BOSTON	57	3	13	16	60
BUFFALO	49	0	7	7	85
CALGARY	22	2	3	5	20
CAROLINA	47	2	7	9	85
CHICAGO	18	1	9	10	14
COLORADO	14	2	2	4	14
COLUMBUS	11	0	5	5	17
DALLAS	22	0	8	8	41
DETROIT	19	0	4	4	8
EDMONTON	23	2	10	12	14
FLORIDA	39	2	4	6	37
LOS ANGELES	18	2	5	7	43
MINNESOTA	13	2	3	5	6
MONTREAL	12	0	3	3	13
NASHVILLE	11	1	2	3	8
NEW JERSEY	37	2	5	7	23
N.Y. ISLANDERS	39	6	6	12	106
N.Y. RANGERS	39	4	7	11	32
OTTAWA	59	3	12	15	79
PHILADELPHIA	45	2	9	11	84
PHOENIX	19	0	2	2	14
PITTSBURGH	40	2	7	9	60
SAN JOSE	14	1	5	6	8
ST. LOUIS	14	1	2	3	20
TAMPA BAY	39	2	9	11	76
TORONTO	53	1	13	14	39
VANCOUVER	19	2	7	9	31
WASHINGTON	38	1	7	8	31

NHL TOTALS 886 48 185 233 1136

REGULAR SEASON STATS 2009.2010

Games missed due to injury: four; three – leg (11/28-12/5), flu (4/8)... Led team with 100 PIMs... Picked up 19 PIMs @ NYI (10/31)... Sabres were 9-3-1 when he recorded a point... Averaged 18:13 TOI/game... Three-game point streak from 11/4 vs. NYI to 11/7 @ BOS (0+3)... Collected two points (0+2) vs. TB (1/6)... Scored only goal of season @ LA (1/21)... **2010 PLAYOFFS:** Played in all six games... Scored first career playoff GWG in Buffalo's 2-1 win in Game 1 vs. BOS (4/15).

NHL CAREER ■ NHL CAREER ■ NHL CAREER ■ NHL CAREER ■ NHL CAREER ■ NHL CAREER

2007-08: Games missed due to injury: 19; 11 – shoulder (12/12-1/3), five – knee (10/23-11/1), three – upper body (12/1-12/4, 12/12)... Multi-point games: two... Named 23rd captain in franchise history (10/8)... Scored 200th career point (assist) @ DAL (1/15)... Played in 800th career game vs. TOR (3/27)... Tied career high with 25 PIMs vs. NYI (10/13)... Set career high with three points (0+3) vs. SJ (2/13); three assists also a career high... Season high three-game point streak beginning @ WSH (4/3) and ending vs. DET (4/6) (0+3)... Led Sabres with 125 PIMs... Eclipsed 1,000 career penalty minutes vs. PHX (3/6)...
2007-08 Games missed due to injury: five (upper body)... Multi-point games: Three... Played in 700th career game @ Anaheim (12/16/07)... Eclipsed 900 career penalty minutes vs. Chicago (3/7/08)... Set new career highs in assists (30) and points (35)... Tied his career high with two four-game point streaks, the most recent began vs. Detroit (1/19/08) and ended @ Edmonton (1/29/08) [0+4]... **2008 PLAYOFFS:** Recorded six points (0+6) in 13 games... Had three points in seven games against Calgary (0+3)... Recorded three assists in six games vs. Dallas (0+3)... **2006-07:** Seven goals fell one shy of his career high (eight, 2001-02)... Third on team in blocked shots (118)... Played in his 600th NHL game

on Oct. 6, 2006, at Buffalo... Scored his first point as a Shark with a goal in his first game @ Anaheim (3/2/07)... **2007 PLAYOFFS:** Recorded five points in 11 games (1+4)... Recorded all five points in six games vs. Nashville... **2005-06:** Established career highs in assists, points, power play goals (five) and shots on goal (122)... Led Canadiens in blocked shots (135)... Had five two-point games between (1/7/06) and (3/13/06)... Scored three goals and totaled 34 shots on goal, team high among defensemen in November... **2003-04:** Scored the OT GWG on Feb. 26 vs. Boston... His playing streak came to an end on Feb. 3 vs Pittsburgh after 219 consecutive games... Missed the next two games due to a foot injury... Finished the year 12 points (4+8)... **2002-03:** Played in all 82 games, a feat he achieved for the second straight season... Had first career 2-goal game on Feb. 27 vs. Minnesota... Ended the campaign with 22 points (7+15)... **2001-02:** Played 82 games for the first time in his career... Achieved his first 20-point season and set a career high with 25 points (8+17)... Five of his 17 assists were registered on game-winning goals... **2000-01:** Missed 55 games due to a shoulder injury... Registered three points for the season (1+2)... **1999-00:** Was plus or even in 49 of his 61 games... First career multi-point game Jan. 29 vs.

NHL CAREER ■ NHL CAREER ■ NHL CAREER ■ NHL CAREER ■ NHL CAREER ■ NHL CAREER ■ NHL CAREER ■ NHL CAREER ■ NHL CAREER

Philadelphia (1-1=2)... Set a career high with 14 assists... **1998-99**: 3-game assist scoring streak (three assists) from Dec. 18-21... **1997-98**: Was plus or even in 46 of his 61 games... **1996-97**: Led the Fredericton Canadiens (AHL) defensemen in PIM (99) and was third in scoring... **1995-96**: Led all Fredericton defensemen in goals and second in scoring... **1994-95**: Ranked second amongst Fredericton defensemen in points... **1993-94**: Made his professional debut

with Fredericton (AHL)... Appeared in four regular season games after playing 61 games for Kingston (OHL)... Recorded his second straight season with at least 50 assists (52) and 60 points (64)... **1992-93**: Set a major junior career high in goals (19), assists (55) and points (74)... Played in 16 playoff games with Kingston and recorded 12 points (5+7)... **1991-92**: Played in 66 games for Kingston and recorded 26 points (5+21) for the second straight season... **1990-91**: Played in 42 games for Barrie and recorded 26 points (9+17).

CAREER STATS RIVET



REGULAR SEASON

PLAYOFFS

Season	Team	League	GP	G	A	TP	+/-	PIM	PP	SH	GW	GT	S	S%	GP	G	A	TP	PIM
1990-91	Barrie	OHL	42	9	17	26	--	55	--	--	--	--	--	--	--	--	--	--	--
1991-92	Kingston	OHL	66	5	21	26	--	97	--	--	--	--	--	--	--	--	--	--	--
1992-93	Kingston	OHL	64	19	55	74	--	117	--	--	--	--	--	--	16	5	7	12	39
1993-94	Kingston	OHL	61	12	52	64	--	100	--	--	--	--	--	--	6	0	3	3	6
	Fredericton	AHL	4	0	02	2	--	2	--	--	--	--	--	--	--	--	--	--	--
1994-95	Fredericton	AHL	78	5	27	32	--	126	--	--	--	--	--	--	12	0	4	4	17
	Montreal	NHL	5	0	1	1	2	5	0	0	0	--	2	0.0	--	--	--	--	--
1995-96	Montreal	NHL	19	1	4	5	4	54	0	0	0	--	9	11.1	--	--	--	--	--
	Fredericton	AHL	49	5	18	23	--	189	--	--	--	--	--	--	6	0	0	0	12
1996-97	Montreal	NHL	35	0	4	4	7	54	0	0	0	--	24	0.0	5	0	1	1	14
	Fredericton	AHL	23	3	12	15	--	99	--	--	--	--	--	--	--	--	--	--	--
1997-98	Montreal	NHL	61	0	2	2	-3	93	0	0	0	--	26	0.0	5	0	0	0	2
1998-99	Montreal	NHL	66	2	8	10	-3	66	0	0	0	--	39	5.1	--	--	--	--	--
99-2000	Montreal	NHL	61	3	14	17	11	76	0	0	0	--	71	4.2	--	--	--	--	--
2000-01	Montreal	NHL	26	1	2	3	-8	36	0	0	0	--	22	4.5	--	--	--	--	--
2001-02	Montreal	NHL	82	8	17	25	1	76	0	0	0	--	90	8.9	12	0	3	3	4
2002-03	Montreal	NHL	82	7	15	22	1	71	3	0	2	--	118	5.9	--	--	--	--	--
	Canada	WC-A	9	0	1	1	0	6	--	--	--	--	--	--	--	--	--	--	--
2003-04	Montreal	NHL	80	4	8	12	-1	98	2	0	1	--	96	4.2	11	1	4	5	2
2004-05	TPS	Finland	18	3	1	4	--	28	--	--	--	--	--	--	6	0	0	0	39
2005-06	Montreal	NHL	82	7	27	34	-5	109	5	0	1	--	122	5.7	6	0	2	2	2
2006-07	Montreal	NHL	54	6	10	16	-7	57	2	0	0	--	58	10.3	--	--	--	--	--
	San Jose	NHL	17	1	7	8	8	12	0	0	0	--	31	3.2	11	2	3	5	18
2007-08	San Jose	NHL	74	5	30	35	3	104	2	0	0	--	105	4.8	13	0	6	6	16
2008-09	Buffalo	NHL	64	2	22	24	4	125	1	0	0	--	80	2.5	--	--	--	--	--
2009-10	Buffalo	NHL	78	1	14	15	-6	100	0	0	0	--	63	1.6	6	1	0	1	11
NHL Totals			886	48	185	233	8	1136	15	0	5	--	956	5.0	69	4	19	23	69
BUF Totals			142	3	36	39	-2	225	1	0	0	--	143	2.0	6	1	0	1	11



Derek
Roy

9

CENTER

ACQUIRED: 2001 SHOOTS: Left
BORN: May 4, 1983 in Ottawa, Ontario CAN
HEIGHT: 5 ft 9 in WEIGHT: 184 lbs



CAREER TRANSACTIONS: Buffalo's second-round choice (32th overall) in the 2001 NHL Draft.

Career Highlights

GOALS: 3, four times. **Most recent:** 3/27/10 vs. TB
ASSISTS: 3, three times. **Most recent:** 10/13/09 vs. DET
POINTS: 4, four times. **Most recent:** 3/27/10 vs. TB
PIM: 12, 1/30/07 vs. BOS
LONGEST POINT STREAK:
12 games, 3/12/08 @ PITT to 4/5/08
@ BOS (5+15)

ROY vs. NHL



TEAM	GP	G	A	TP	PIM
ANAHEIM	6	0	0	0	2
ATLANTA	22	9	17	26	12
BOSTON	40	11	22	33	26
CALGARY	4	1	2	3	7
CAROLINA	23	12	16	28	22
CHICAGO	4	0	3	3	4
COLORADO	4	1	1	2	0
COLUMBUS	5	1	2	3	2
DALLAS	4	4	3	7	0
DETROIT	6	1	4	5	6
EDMONTON	4	2	2	4	4
FLORIDA	21	3	11	14	6
LOS ANGELES	5	1	6	7	6
MINNESOTA	5	1	3	4	4
MONTREAL	38	10	19	29	24
NASHVILLE	4	1	3	4	4
NEW JERSEY	19	2	8	10	6
N.Y. ISLANDERS	21	6	5	11	6
N.Y. RANGERS	19	4	8	12	8
OTTAWA	36	10	19	29	22
PHILADELPHIA	22	9	6	15	12
PHOENIX	6	0	6	6	0
PITTSBURGH	20	5	8	13	16
SAN JOSE	6	2	2	4	2
ST. LOUIS	4	1	0	1	2
TAMPA BAY	20	13	14	27	8
TORONTO	40	15	13	28	24
VANCOUVER	4	0	0	0	8
WASHINGTON	22	9	11	20	18

NHL TOTALS 434 134 214 348 261

REGULAR SEASON STATS 2009.2010

Games missed due to injury: two – upper body (12/27- 12/29)... Multi-point games: 15... Led the Sabres in scoring (69) for the third-straight season... Sabres were 32-14-3 when he recorded a point... Tied for team lead with six GWG... Played in 400th career NHL game @ ANA (1/19)... Went 14-0 on faceoffs vs. NYI (11/4); most by a Sabre since Curtis Brown went 19-0 on 10/4/01... Matched career-high with four points vs. TB (3/27), including fourth career hat-trick... Also scored three points in a game on three occasions... Posted his 200th career assist vs. DAL (3/10)... **2010 PLAYOFFS:** Recorded two assists in six games.

NHL CAREER ■ NHL CAREER ■ NHL CAREER ■ NHL CAREER ■ NHL CAREER ■ NHL CAREER

2007-08: Played in all 82 games for first time in career... Multi-point games: 16... Team-high five three-point games... Played in 300th career NHL game vs. TB (12/10)... Scored 100th career NHL goal vs. SJ (2/13)... 28th player in franchise history to score 100 goals... Team-high nine-game points streak beginning @ FLA (12/4) and ending vs. MTL (12/20) (5+8)... Had team-high five game assist streak from 12/10 vs. TB to 12/19 vs. LA (6A)... Longest stretch without points: three games... Led Sabres in scoring for second-straight season... Led team with nine GWG... **2007-08:** Games missed due to injury: 4 (shoulder)... Played in career-high 78 games... Led team in scoring with career highs in goals (32), assists (49) and points (81)... It was the first time in his career he reached the 30-goal point in a season... Scored his 200th NHL point @ Ottawa (3/27/08)... Ended the season on 12-game scoring streak... During the point streak he posted 20 points (5+15)... Finished second on the team with a +13 rating... Led the team with 23 multi-point games... Recorded third career hat trick vs. Atlanta (1/18/08)... Also tied a career high with four points (3+1) vs Atlanta (1/18/08)... Tied a career high with three assists vs. Tampa Bay (3/19/08)... **2006-07:** Set career highs in goals (21), assists (42) and points (63)... Second on the team in plus/minus with +37... Finished season

on a four-game goal-scoring streak... Tied his career high with four points (1+3) vs. MTL (3/2)... Had 11 points (4+7) in a career-high six-game point streak from Feb. 17-Mar. 2... First 41 games of the season -- 26 points (6+20) in 34 games... Missed 7 games due to injury: (hand); Multi-point games: 13... **2007 PLAYOFFS:** Had seven points (2+5) in 16 games... Had three points (1+2) in five games vs. NYI... Had an assist in six games vs. NYR... Set a team record for fastest goal from opening faceoff of a playoff game when he scored nine seconds into Game 4 at OTT (5/16)... Finished with a goal and two assists in five games vs. OTT... **2005-06:** Appeared in 70 games for Buffalo... Finished with career-highs in goals (18), assists (28), and points (46)... Scored second career hat trick and added one assist in 8-5 win vs Tampa Bay (3/9)... Scored first career hat trick vs. Toronto (3/3)... Scored GWG @ Colorado (12/4)... Recalled from Rochester (11/3)... **2006 PLAYOFFS:** 15 points (5+10) in 18 games... Scored goal @ Carolina (5/28)... Tied Sabres record with five points (2+3) @ Ottawa (5/5)... Scored three points (1+2) @ Philadelphia (5/2)... **2004-05:** Appeared in 67 games with the Rochester Americans (AHL), collecting 61 points on 16 goals and 45 assists... Tied for the team lead in points during the Amerks playoff run, picking up 11 points (6+5)... **2003-04:** Opened and closed season in Rochester after ap-

NHL CAREER ■ NHL CAREER ■ NHL CAREER ■ NHL CAREER ■ NHL CAREER ■ NHL CAREER ■ NHL CAREER ■ NHL CAREER ■ NHL CAREER

pearing in 49 games with Buffalo... Had one two-goal game and three multi-point outings as a Sabre... Recorded goal and assist vs. Columbus (3/29)... Performance was fourth multi-point game of NHL career... Recorded first two-goal game in NHL with two first-period tallies @ Toronto (3/06)... Named to Canadian roster for 2004 Pepsi AHL All-Star Classic... Had first NHL multi-point game with two assists vs. Washington (12/31)... Scored first NHL goal vs. Ottawa (12/23)... Called up from Rochester (12/13) and made NHL debut that night vs. Minnesota... At time of recall, led Amerks in scoring (9+14) in 23 games... Named October's American Hockey League Rookie of the Month after scoring four goals and six assists in six games... Recorded first pro point/assist on GWG in 2-1 Rochester victory over Hamilton (10/10)... Scored first pro goal, the GWG, in 3-1 win over Toronto (10/24)... Also had assist in that game for first multi-point night as pro... **2004 PLAYOFFS:** Scored third goal of series vs. Milwaukee (5/26)... Netted PPG vs. Milwaukee (5/22)... Recorded goal in game two win over Milwaukee (5/20)... Recorded two assists in win over Syracuse (4/25) and two more assists in game seven win over Syracuse (5/01)...

Credited with assist vs. Syracuse (4/23)... Picked up first professional playoff goal in win over Syracuse (4/28)... Scored first professional playoff point with assist @ Syracuse (4/17)... **2002-03:** Scored three points (1+2) in six games for Team Canada in the 2003 Under-20 World Championships... Won 59-of-82 faceoffs in helping Team Canada to silver medal... Won Stafford Memorial Trophy as most valuable player in leading Kitchener to the Memorial Cup... Named to Memorial Cup... All-Star Team- Scored in 20 of the Rangers' 21 postseason games... Opened playoffs with seven-game scoring streak (3+12) and closed playoffs with 13-game streak (6+11)... Ranked second in Ontario Hockey League with 32 postseason points... Scored go-ahead goal in Game Five of OHL Finals... Finished 18th in OHL in scoring with 78 points... Finished third in voting for OHL's Most Outstanding Player award... Scored goal to lead OHL's Western Conference team to win in Hershey Cup All-Star Series. **2001-02:** Scored a team- and career-best 89 points (43+46) for Kitchener... 43 goals set career high... Finished 11th in OHL scoring race... Finished seventh in OHL in goals (43) and PP goals (7)... Led team with three PPGs vs. Guelph (3/10)... Scored a goal in five-straight games (7) from 1/08 to 1/17... Member of OHL Western Conference All-Star team. **2000-01:** Scored 80-or-more points (42+39) for second-straight season at Kitchener. **1999-00:** Recorded 34 goals and 53 assists in first season at Kitchener to lead Rangers... Ranked 10th (tie) in OHL scoring race... Named Kitchener's MVP... Selected to All-Rookie Team by Canadian Hockey League... Led CHL rookies in scoring (34+53)... Named Emms Family Award winner as OHL's Rookie of the Year... Chosen to OHL All-Rookie Team.

CAREER STATS ROY



REGULAR SEASON

PLAYOFFS

Season	Team	League	GP	G	A	TP	+/-	PIM	PP	SH	GW	GT	S	S%	GP	G	A	TP	PIM
1998-99	Ontario East	OMHA	34	61	31	92	--	42	--	--	--	--	--	--	--	--	--	--	--
1999-00	Kitchener	OHL	66	34	53	87	+1	44	--	--	--	--	--	--	5	4	1	5	6
2000-01	Kitchener	OHL	65	42	39	81	-20	114	--	--	--	--	--	--	--	--	--	--	--
2001-02	Kitchener	OHL	62	43	46	89	+1	92	--	--	--	--	--	--	4	1	2	3	2
2002-03	Kitchener	OHL	49	28	50	78	+23	73	--	--	--	--	--	--	21	9	23	32	14
2003-04	Rochester	AHL	26	10	16	26	+6	20	2	0	1	--	67	14.9	16	6	8	14	18
	Buffalo	NHL	49	9	10	19	-8	12	1	0	4	0	71	12.7	--	--	--	--	--
2004-05	Rochester	AHL	67	16	45	61	-4	60	7	0	6	-	151	10.6	9	6	5	11	6
2005-06	Rochester	AHL	8	7	13	20	-4	10	7	0	--	-	--	--	--	--	--	--	--
	Buffalo	NHL	70	18	28	46	1	57	5	1	1	-	151	11.9	18	5	10	15	16
2006-07	Buffalo	NHL	75	21	42	63	37	60	6	1	3	--	130	16.2	16	2	5	7	14
2007-08	Buffalo	NHL	78	32	49	81	13	81	6	3	4	--	218	14.7	--	--	--	--	--
2008-09	Buffalo	NHL	82	28	42	70	-5	38	9	1	9	--	221	12.7	--	--	--	--	--
2009-10	Buffalo	NHL	80	26	43	69	9	48	10	1	6	--	215	12.1	6	0	2	2	4
NHL Totals			434	134	214	348	47	261	37	7	27	--	1006	13.3	40	7	17	24	34
BUF Totals			434	134	214	348	47	261	37	7	27	--	1006	13.3	40	7	17	24	34



Andrej Sekera

44

DEFENSE

ACQUIRED: 2004 SHOOTS: Left
BORN: June 8, 1986 in Bojnice, Slovakia
HEIGHT: 6 ft 0 in WEIGHT: 201 lbs



CAREER TRANSACTIONS:

Buffalo's third-round choice (71th overall) in the 2004 NHL Draft.

Career Highlights

GOALS: 1, nine times. **Most recent:** 2/26/09 @ CAR
ASSISTS: 2, two times. **Most recent:** 4/11/09 vs. BOS
POINTS: 5, five times **Most recent:** 2/5/10 vs. CAR
PIM: 4, two times. **Most recent:** 10/13/09 @ NYI
LONGEST POINT STREAK:
Four games, 10/27/08 vs. OTT to 11/3/08 @ NJ (0+5)

SERKA vs. NHL



TEAM	GP	G	A	TP	PIM
ANAHEIM	2	0	0	0	0
ATLANTA	4	0	0	0	0
BOSTON	16	1	4	5	4
CALGARY	1	0	0	0	0
CAROLINA	9	1	3	4	4
CHICAGO	3	0	0	0	2
COLORADO	1	0	0	0	2
COLUMBUS	3	0	0	0	4
DALLAS	1	0	0	0	0
DETROIT	3	0	0	0	0
EDMONTON	1	0	1	1	0
FLORIDA	7	0	2	2	0
LOS ANGELES	2	0	0	0	0
MINNESOTA	2	0	1	1	0
MONTREAL	14	3	3	6	14
NASHVILLE	2	0	0	0	0
NEW JERSEY	7	0	2	2	0
N.Y. ISLANDERS	7	0	2	2	6
N.Y. RANGERS	9	1	0	1	0
OTTAWA	11	1	2	3	0
PHILADELPHIA	8	0	0	0	2
PHOENIX	2	1	1	2	2
PITTSBURGH	7	0	1	1	0
SAN JOSE	2	0	0	0	0
ST. LOUIS	3	1	0	1	0
TAMPA BAY	6	0	1	1	0
TORONTO	13	0	2	2	2
VANCOUVER	1	0	1	1	0
WASHINGTON	10	0	3	3	4

NHL TOTALS 157 9 29 38 46

REGULAR SEASON STATS 2009.2010

Games missed due to injury: seven— ribs (10/13-10/30)... Did not play in 26 games as a healthy scratch... Set new career-high in goals (4)... Scored goals in two consecutive games (2/3-2/5)... Matched career high with a pair of two point games (12/3 vs. MTL; 2/5 vs. CAR)... Represented Slovakia at the 2010 Winter Olympics; finished with one goal in seven games... **2010 PLAYOFFS:** Played in all six playoff games vs. BOS... averaged 13:55/TOT... fought Vladimir Sobotka in Game 3 @ BOS (4/19).

NHL CAREER ■ NHL CAREER ■ NHL CAREER ■ NHL CAREER ■ NHL CAREER ■ NHL CAREER

2007-08: Games missed due to injury: 12 — ankle (1/15-2/11) ... Did not play in one additional game as a healthy scratch ... Multi-point games: three ... Played in 100th career NHL game vs. FLA (3/25) ... Set career high in games played (69), goals (3), assists (16) and points (19) ... Season-high four game point streak began @ OTT (10/27) and came to an end @ NJ (11/3) (0+5)... **2007-08:** Played in 37 games with Buffalo... Recorded his first NHL point (assist) @ Florida (10/26/07)... Scored first NHL goal vs. St. Louis (11/28/07)... Scored GW OT goal vs. Boston (3/30/08)... Recorded a point in four of the last five games of the season (1+4)... Established career high with three-game scoring streak (0+3) beginning vs. Montreal (3/28/08) and ending @ Toronto (4/1/08)... In 40 games with Rochester scored 17 points (2+15)... **2006-07:** Appeared in 54 games with Rochester... Played two games for Buffalo... Made his NHL debut at Montreal (12/9)... Scored two goals and one assist at Binghamton (12/23)... **2005-06:** Won the Max Kaminsky Trophy as the OHL's most outstanding defenseman... Was an OHL first-team All Star... Recorded 13 multi-point games... Notched back to back hat tricks against Plymouth on 10/30 and Barrie on 11/2... Was the captain of Team Slovakia at

the World Junior Championships in Vancouver... Scored two goals and had three assists in the tournament.



Sekera

NHL CAREER • NHL CAREER • NHL CAREER • NHL CAREER • NHL CAREER • NHL CAREER • NHL CAREER • NHL CAREER

CAREER STATS SEKERA			REGULAR SEASON											PLAYOFFS					
Season	Team	League	GP	G	A	TP	+/-	PIM	PP	SH	GW	GT	S	S%	GP	G	A	TP	PIM
2001-02	Trencin Jr.	Slovak-Jr.	52	5	10	15	--	10	--	--	--	--	--	--	--	--	--	--	--
2002-03	Trencin Jr.	Slovak-Jr.	48	9	15	24	--	20	--	--	--	--	--	--	--	--	--	--	--
2003-04	Trencin	Slovakia	3	0	0	0	--	2	--	--	--	--	--	--	--	--	--	--	--
	Trencin Jr.	Slovak-Jr.	42	5	12	17	--	40	--	--	--	--	--	--	2	0	1	1	4
	Trencin U18	Svk U18	5	0	0	0	--	0	--	--	--	--	--	--	--	--	--	--	--
2004-05	Owen Sound	OHL	51	7	21	28	--	18	--	--	--	--	--	--	6	0	4	4	4
2005-06	Owen Sound	OHL	51	21	34	55	--	54	--	--	--	--	--	--	11	5	8	13	9
2006-07	Rochester	AHL	54	3	16	19	14	28	2	--	1	--	68	4.4	--	--	--	--	--
	Buffalo	NHL	2	0	0	0	1	2	--	--	--	--	--	--	--	--	--	--	--
2007-08	Rochester	AHL	40	2	15	17	-3	22	2	0	0	--	--	--	--	--	--	--	--
	Buffalo	NHL	37	2	6	8	5	16	0	0	1	--	28	7.1	--	--	--	--	--
2008-09	Buffalo	NHL	69	3	16	19	-11	22	1	0	1	--	84	3.6	--	--	--	--	--
2009-10	Buffalo	NHL	49	4	7	11	-1	6	0	0	0	--	59	6.8	6	0	0	0	7
	Slovakia	Olympics	7	1	0	1	-1	0	0	0	0	--	5	20.0	--	--	--	--	--
	Slovakia	WC	6	0	2	2	-2	0	0	0	0	--	18	0.0	--	--	--	--	--
NHL Totals			157	9	29	38	-6	46	1	0	2	--	171	5.3	6	0	0	0	7
BUF Totals			157	9	29	38	-6	46	1	0	2	--	171	5.3	6	0	0	0	7





Drew
Stafford

21

RIGHT WING

ACQUIRED: 2004 SHOOTS: Right
BORN: October 30, 1985 in Milwaukee, Wisconsin USA
HEIGHT: 6 ft 2 in WEIGHT: 214 lbs



CAREER TRANSACTIONS:

Buffalo's first-round choice (13th overall) in the 2004 NHL Draft.

Career Highlights

GOALS: 3, two times. Most recent: 1/27/09 @ EDM
ASSISTS: 2, eleven times. Most recent: 1/18/10 @ PHX
POINTS: 5, 1/18/08 vs. ATL
PIM: 7, 2/6/10 @ CBJ
LONGEST POINT STREAK:
5 games, four times. Most recent: 10/13/09 vs. DET to 10/24/09 @ TB (3+2)

STAFFORD vs. NHL



TEAM	GP	G	A	TP	PIM
ANAHEIM	4	0	0	0	2
ATLANTA	11	5	3	8	7
BOSTON	22	2	7	9	8
CALGARY	2	1	0	1	0
CAROLINA	13	2	5	7	14
CHICAGO	3	1	0	1	2
COLORADO	3	1	1	2	2
COLUMBUS	2	0	0	0	7
DALLAS	2	0	4	4	6
DETROIT	4	1	2	3	9
EDMONTON	2	4	0	4	2
FLORIDA	13	4	1	5	2
LOS ANGELES	3	2	2	4	2
MINNESOTA	2	1	1	2	0
MONTREAL	22	3	5	8	10
NASHVILLE	2	0	0	0	0
NEW JERSEY	13	2	1	3	0
N.Y. ISLANDERS	13	3	5	8	10
N.Y. RANGERS	12	1	3	4	6
OTTAWA	22	4	9	13	19
PHILADELPHIA	12	3	4	7	6
PHOENIX	5	2	2	4	4
PITTSBURGH	13	3	6	9	6
SAN JOSE	4	0	2	2	4
ST. LOUIS	1	0	0	0	0
TAMPA BAY	12	5	7	12	6
TORONTO	23	8	9	17	6
VANCOUVER	2	0	0	0	2
WASHINGTON	13	5	2	7	6
NHL TOTALS	255	63	81	144	148

REGULAR SEASON STATS 2009.2010

Games missed due to injury: nine; seven – groin (3/7-3/18), one – lower body (11/14, 21), one – upper body (4/11) ... Played in his 200th career NHL game vs. CGY (11/13) ... Matched his career-high with five-game point streak from 10/13-10/24. ... Recorded a career-high 7 PIMs @ CBJ (2/6) ... **2010 PLAYOFFS:** Held pointless in three games vs. BOS.

NHL CAREER • NHL CAREER • NHL CAREER • NHL CAREER • NHL CAREER • NHL CAREER

2009-10: Did not play in three games as a healthy scratch ... Multi-point games: 12 ... Eclipsed 20-goal plateau for first time ... Set career highs in games played (79), goals (20), assists (25) and points (45) ... Recorded 100th career NHL assist on Derek Roy's 100th career goal vs. SJ (2/13) ... Scored second career hat-trick @ EDM (1/27) ... Registered points in five straight starting @ TB (12/10) and ending vs. LA (12/19) (4+2) ... **2007-08:** Games missed due to injury: 16; ankle (10); shoulder (3); concussion (3) ... Missed two additional games as a healthy scratch ... Played 100th career game vs. Ottawa (3/25/08) ... Multi-point games: six ... Set career highs in goals (16), assists (22), points (38) and game winning goals (5) ... Appeared in a career-high 64 games ... Set a new career high with his first hat trick and five points vs. Atlanta (1/18/08) ... Scored six points (1+5) during a season high three-game point streak beginning @ Carolina (3/14/08) and ending @ Tampa Bay (3/19/08) ... **2006-07:** Scored 27 points (13+14) in 41 games with Buffalo ... Multi point games: seven ... Scored 44 points (22+22) in 34 games with Rochester (AHL) ... Was recalled from Rochester (AHL) on nine separate occasions ... Named NHL Rookie of the month for March after scoring 13 points (9+4) in 15 games, including four 2-point games ... Scored

first career NHL goal on Nov. 11 @ PHI (Niittymaki) ... Made NHL debut @ NY Rangers (11/05/06) and recorded his first NHL point (assist) ... Stafford became just the second player in league history to pick up his first NHL point in the overtime period of his NHL debut ... **2007 PLAYOFFS:** Had two points (1+1) in five games vs. NYI ... Scored his first playoff goal in Game 5 vs. NYI (4/20) ... **2005-06:** Led North Dakota in scoring with 24 goals and 48 points in 42 games ... Led the nation with seven short-handed goals ... Was named a third-team All-American ... Also named to the All-WCHA third team ... Finished his three-year collegiate career with 118 points (48+70) ... **2004-05:** Tied with Canada's Sidney Crosby for fifth in scoring with nine points (5+4) in seven games at World Junior Championships ... **2003-04:** Fifth in team scoring as a freshman ... Won a Gold Medal with Team USA at World Junior Championships with a 4-3 win over Canada ... **2002-03:** Represented Team USA at the IIHF U-18 World Juniors Tournament in Russia and the U-18 Five Nations Tournament in the Czech Republic ... Finished his final year at Shattuck-St. Mary's with 116 points (49+67) ... **2001-02:** Scored 88 points (35+53) in 45 games his first year at Shattuck-St. Mary's.

NHL CAREER • NHL CAREER • NHL CAREER • NHL CAREER • NHL CAREER • NHL CAREER • NHL CAREER • NHL CAREER

CAREER STATS STAFFORD			REGULAR SEASON											PLAYOFFS					
Season	Team	League	GP	G	A	TP	+/-	PIM	PP	SH	GW	GT	S	S%	GP	G	A	TP	PIM
2001-02	Shat-St. Mary's	HS-MN	45	35	53	88	--	30	--	--	--	--	--	--	--	--	--	--	--
2002-03	Shat-St. Mary's	HS-MN	65	49	67	116	--	--	--	--	--	--	--	--	--	--	--	--	--
2003-04	North Dakota	WCHA	36	11	21	32	--	30	--	--	--	--	--	--	--	--	--	--	--
2004-05	North Dakota	WCHA	42	13	25	38	--	34	--	--	--	--	--	--	--	--	--	--	--
2005-06	North Dakota	WCHA	42	24	24	48	--	63	--	--	--	--	--	--	--	--	--	--	--
2006-07	Rochester	AHL	34	22	22	44	16	30	6	1	3	--	128	17.2	--	--	--	--	--
	Buffalo	NHL	41	13	14	27	5	33	3	0	3	--	67	19.4	10	2	2	4	4
2007-08	Buffalo	NHL	64	16	22	38	3	51	1	0	5	--	103	15.1	--	--	--	--	--
2008-09	Buffalo	NHL	79	20	25	45	3	29	9	0	0	--	183	10.9	--	--	--	--	--
2009-10	Buffalo	NHL	71	14	20	34	4	35	5	0	1	--	181	7.7	3	0	0	0	0
NHL Totals			255	63	81	144	15	148	18	0	9	--	534	11.8	13	2	2	4	4
BUF Totals			255	63	81	144	15	148	18	0	9	--	534	11.8	13	2	2	4	4





Thomas
VANEK

26

LEFT WING

ACQUIRED: 2003 SHOOTS: Right
BORN: January 19, 1984 in Graz, AUSTRIA
HEIGHT: 6 ft 2 in WEIGHT: 205 lbs



CAREER TRANSACTIONS:

Buffalo's first-round choice (5th overall) in the 2003 NHL Draft.

Career Highlights

GOALS: 4, 4/10/10 @ OTT
ASSISTS: 3, 12/3/09 vs. MTL
POINTS: 4, three times. **Most recent:** 4/10/10 @ OTT
PIM: 6, 12/11/09 vs. EDM
LONGEST POINT STREAK:
6 games, two times. **Most recent:** 1/17/09 vs. CAR to 1/31/09 @ PHX (2+7)

VANEK vs. NHL



TEAM	GP	G	A	TP	PIM
ANAHEIM	4	1	1	2	0
ATLANTA	19	13	6	19	22
BOSTON	34	19	18	37	22
CALGARY	4	1	2	3	4
CAROLINA	18	8	11	19	16
CHICAGO	4	2	2	4	0
COLORADO	4	1	1	2	0
COLUMBUS	4	0	0	0	4
DALLAS	4	2	2	4	2
DETROIT	6	3	1	4	0
EDMONTON	4	1	5	6	8
FLORIDA	19	12	5	17	18
LOS ANGELES	4	2	1	3	2
MINNESOTA	4	4	1	5	2
MONTREAL	35	10	15	25	20
NASHVILLE	4	0	3	3	0
NEW JERSEY	20	4	1	5	12
N.Y. ISLANDERS	18	6	7	13	20
N.Y. RANGERS	18	7	8	15	12
OTTAWA	35	17	11	28	22
PHILADELPHIA	19	7	4	11	14
PHOENIX	6	2	4	6	2
PITTSBURGH	19	7	3	10	20
SAN JOSE	4	2	0	2	2
ST. LOUIS	4	0	1	1	0
TAMPA BAY	20	16	6	22	8
TORONTO	32	17	14	31	20
VANCOUVER	4	2	3	5	2
WASHINGTON	19	6	5	11	8

NHL TOTALS 389 172 141 313 262

REGULAR SEASON STATS 2009.2010

*Games missed due to injury: 11; six – lower body (3/28-4/8); three – upper body (12/19-12/23); two – upper body (10/16-10/17)... Led Sabres in goals for fourth consecutive season... Multi-point games: 10... Scored four goals @ OTT (4/10); first Sabre with four goals in a game since Miroslav Satan (2/26/04)... Tied for team lead with 6 GWG... Sabres were 18-5-2 when he scored a goal... Scored 300th career point (goal) vs. PHI (3/5)... Finished the season on three-game point streak (5+1)... **2010 PLAYOFFS:** Recorded points (2+1) in each of the three games he played in... Missed three games after suffering ankle injury in Game 2 vs. BOS (4/17)*

NHL CAREER • NHL CAREER • NHL CAREER • NHL CAREER • NHL CAREER • NHL CAREER

2008-09: Games missed due to injury: Nine – jaw (2/11-3/4)... Multi-point games: 17... League leader with 20 power play goals... Scored 200th career point (goal) @ NYR (10/15)... Recorded 100th career NHL assist @ TOR (1/1)... Played in 300th career NHL game vs. MTL (3/4)... Appeared in first NHL All-Star game... Named NHL First Star of the Week for the period of 10/13-10/19... Named NHL Third Star of the Week for the period of 12/8-12/14... Led Sabres in goal scoring for third-straight season... Scored 30 goals for third-straight season... Scored the fifth hat trick of his career vs. TOR (2/4), the hat trick was his fourth-straight natural hat trick, he is the first to reach that milestone since 1924-25... **2007-08:** Played in all 82 games and finished the year with 64 points (36+28)... Multi-point games: 16... Finished with over 30 goals for the second straight season... Finished the year 13th in the league in goal scoring... Set a career high with four hat tricks on the season, three were natural hat tricks... Scored his 100th career goal vs. Toronto (3/21/08)... Scored five goals during an eight point (5+3), five game scoring streak that began @ NY Rangers (2/16/08) and ended vs. NY Rangers (2/23/08)... Scored 32 points

(20+12) in the 34 games following the All-Star break... **2006-07:** Set new career highs in goals (43), assists (41) and points (84)... Led the NHL in plus/minus with +47... Named to the NHL Second All-Star Team at LW... First Sabre to score 40+ goals since Miro Satan in 1998-99... Had eight points (6+2) during a career-high six-game point streak from Nov. 5-17... Scored goals in three consecutive games three times... Also had one four-game streak... Had career-high four points (2+2) vs. Philadelphia (10/17)... First 41 games of the season -- 43 points (22+21) in 41 games... Multi-point games: 23... **2007 PLAYOFFS:** Had career-high 10 points (6+4) in 16 games... Had four points (2+2) in five games vs. NYI... Assisted on Afinogenov's GWG in Game 5 vs. NYI (4/20). Had three goals in six games vs. NYR... Scored two goals including the GWG in Game 1 vs. NYR (4/25)... Picked up another GWG in Game 2 vs. NYR (4/27)... Picked up three points (1+2) in five games vs. OTT... **2005-06:** Appeared in 81 games... Recorded 48 points (25+23) in his rookie year... Ranked seventh among all NHL rookies in points... Had two goals and one assist vs. Boston (3/12)... Scored two goals, including GWG, vs. Florida (2/11)... Scored game-de-

NHL CAREER ■ NHL CAREER ■ NHL CAREER ■ NHL CAREER ■ NHL CAREER ■ NHL CAREER ■ NHL CAREER ■ NHL CAREER ■ NHL CAREER

ciding goal in shootout vs. Ottawa (2/4)... Had two goals @ Toronto (1/26)... Scored GWG vs. Atlanta (12/30)... Scored GWG and one assist vs. NY Islanders (12/26)... Scored penalty shot goal vs. Anaheim (12/8)... Scored twice, including his first career NHL goal, and added one assist vs. Carolina (11/9)... Assisted on Fitzpatrick's GWG vs. NY Rangers (10/22)... Had two assists and scored in shootout @ Tampa (10/13)... Picked up first NHL point in his first NHL game vs. NY Islanders (10/5)... **2006 PLAYOFFS:** Two points (2+0) in 10 games... Scored goal @ Carolina (5/22)... Scored first NHL playoff goal vs. Philadelphia (4/28)... **2004-05:** Was named to the AHL All-Rookie Team... Finished his first professional season with the Rochester Americans (AHL) with 68 points (42+26)... His 42 goals tied the Amerks' franchise record for most goal by a rookie... Vanek led the AHL in power-play goals with 25... Finished second in the AHL in goal-scoring (42)... Earned Reebok AHL Rookie of the Month honors for April, after collecting 13 points (11+2) in nine games... Named the CCM/Vector Player of the Week on April 17th... Finished the regular season with a four-game point streak (7+2)... Registered three power-play goals against Syracuse on 4/16... Scored two goals @ St. John's on 4/11... Scored two goals against St. John's on 4/3... Registered his first career hat-trick against Syracuse on 3/13... Scored two goals @ Manitoba

on 3/6... Had an eight game point streak (8+6) from 3/5 to 3/20... Scored two goals against @ St. John's on 2/19... Had a seven-game point streak (3+5) from 1/25 to 2/4... Picked up two goals @ Syracuse on 12/18... Was named CMM Vector/AHL Player of the Week on 11/28... Scored two goals against Cincinnati on 11/5... Scored his first professional goal on 11/29 against Manitoba... **2003-04:** Appeared in 38 games for Minnesota, earning JOFA/AHCA All-America honors... Named All-WCHA Second Team... Missed four games in February with shoulder injury... Led team in points (26+25), goals and penalties... Became 73rd player in history of Minnesota hockey to reach 100-point mark... Two-time WCHA Offensive Player of the Week... Led team with 16 multi-point games and six multi-goal games... Had seven games with three-or-more points... Scored at least one point in 12-straight postseason games... Ranked fourth on team in power-play points with 18 (6+12)... Recorded third three-assist game of career Wisconsin (1/30)... Scored 12 of 24 goals in the second period. **2002-03:** Led nation's rookies with 62 points (31+31) in 45 games... Most points by a Golden Gopher freshman since Aaron Broten had 72 in 1979-80... Named team MVP, received Frank Pond Rookie of the year award, awarded Tom Mohr playoff MVP... Named WCHA Rookie of the Year... Two-time WCHA Rookie of the Week... Named Frozen Four Most Outstanding Player after recording two game-winners and four points... NCAA West Regional MVP... U of M Scholar-Athlete... First European to play at Minnesota... Graduate of Sioux Falls (S.D.) O'Gorman High School... **2001-02:** Played final year with Sioux Falls (USHL)... Led league with 91 points (46+45) in 53 games... Tied for third in the league with 11 PPGs... Collected four hat tricks... **2000-01:** Finished his second season with Sioux Falls (USHL) with 29 points (19+10)... **1999-00:** Played in 35 games for Sioux Falls (USHL)... Finished rookie season with 33 points (15+18)... Professional debut with Fredericton (AHL)... Appeared in four regular season games after playing 61 games for Kingston

CAREER STATS VANEK



REGULAR SEASON

PLAYOFFS

Season	Team	League	GP	G	A	TP	+/-	PIM	PP	SH	GW	GT	S	S%	GP	G	A	TP	PIM
99-2000	Sioux Falls	USHL	35	15	18	33	--	12	--	--	--	--	--	--	--	--	--	--	--
2000-01	Sioux Falls	USHL	20	19	10	29	--	15	--	--	--	--	--	--	--	--	--	--	--
	Austria	WJC	7	5	5	10	--	--	--	--	--	--	--	--	--	--	--	--	--
2001-02	Sioux Falls	USHL	53	46	45	91	--	91	--	--	--	--	--	--	--	--	--	--	--
	Austria	WJC 20B	5	5	6	11	5	2	--	--	--	--	--	--	--	--	--	--	--
2002-03	Minnesota	WCHA	45	31	31	62	--	60	7	--	5	--	--	--	--	--	--	--	--
	Austria	WJC 20B	5	9	4	13	5	10	--	--	--	--	--	--	--	--	--	--	--
2003-04	Minnesota	WCHA	38	26	25	51	--	72	6	1	3	0	171	15.2	--	--	--	--	--
	Austria	WJC 20A	6	3	1	4	-8	11	--	--	--	--	--	--	--	--	--	--	--
	Austria	World Ch.	6	2	5	7	2	0	--	--	--	--	18	11.1	--	--	--	--	--
2004-05	Rochester	AHL	74	42	26	68	+2	62	25	0	6	--	271	15.5	5	2	3	5	10
2005-06	Buffalo	NHL	81	25	23	48	-11	72	11	0	4	--	204	12.3	10	2	0	2	6
2006-07	Buffalo	NHL	82	43	41	84	47	72	15	0	5	--	237	18.1	16	6	4	10	10
2007-08	Buffalo	NHL	82	36	28	64	-5	64	19	0	9	--	240	15.0	--	--	--	--	--
2008-09	Buffalo	NHL	73	40	24	64	-1	44	20	2	5	--	211	19.0	--	--	--	--	--
2009-10	Buffalo	NHL	71	28	25	53	9	42	10	0	6	--	182	15.4	3	2	1	3	2
NHL Totals			389	172	141	313	39	262	75	2	29	--	1074	16.0	29	10	5	15	18
BUF Totals			389	172	141	313	39	262	75	2	29	--	1074	16.0	29	10	5	15	18



Mike Weber



DEFENSE

ACQUIRED: 2006 SHOOTS: Left
BORN: December 16, 1987 in Pittsburgh, Pennsylvania USA
HEIGHT: 6 ft 2 in WEIGHT: 211 lbs



CAREER TRANSACTIONS:

Buffalo's second-round choice (57th overall) in the 2006 NHL Entry Draft.

Career Highlights

GOALS: No goals
ASSISTS: 1, three times. **Most recent:** 3/30/08 vs. BOS
POINTS: 1, three times. **Most recent:** 3/30/08 vs. BOS
PIM: 10, 3/14/08 vs. Carolina
LONGEST POINT STREAK: None

WEBER vs. NHL



TEAM	GP	G	A	TP	PIM
ANAHEIM	1	0	0	0	2
ATLANTA	0	0	0	0	0
BOSTON	3	0	1	1	2
CALGARY	0	0	0	0	0
CAROLINA	1	0	0	0	10
CHICAGO	0	0	0	0	0
COLORADO	0	0	0	0	0
COLUMBUS	0	0	0	0	0
DALLAS	0	0	0	0	0
DETROIT	0	0	0	0	0
EDMONTON	0	0	0	0	0
FLORIDA	1	0	0	0	2
LOS ANGELES	0	0	0	0	0
MINNESOTA	0	0	0	0	0
MONTREAL	4	0	0	0	0
NASHVILLE	0	0	0	0	0
NEW JERSEY	0	0	0	0	0
N.Y. ISLANDERS	0	0	0	0	0
N.Y. RANGERS	0	0	0	0	0
OTTAWA	5	0	1	1	13
PHILADELPHIA	0	0	0	0	0
PHOENIX	0	0	0	0	0
PITTSBURGH	1	0	1	1	0
SAN JOSE	0	0	0	0	0
ST. LOUIS	0	0	0	0	0
TAMPA BAY	3	0	0	0	2
TORONTO	4	0	0	0	2
VANCOUVER	0	0	0	0	0
WASHINGTON	0	0	0	0	0

NHL TOTALS 23 0 3 3 33

REGULAR SEASON STATS 2009.2010

Scored his first career playoff goal @ Manchester (4/19)... Played his 150th career AHL game @ Providence (2/5)... collected an assist for PlanetUSA in the 2010 Time Warner Cable AHL All-Star Game... Scored his first goal of the season @ Binghamton (1/8)... Saw a career-long four-game assist streak (four assists) end @ Hartford (12/11)... recorded his third career two-assist game (10/10).

NHL CAREER • NHL CAREER • NHL CAREER • NHL CAREER • NHL CAREER • NHL CAREER

2008-09: Appeared in seven games for Buffalo compiling 19 PIMs and a -3 rating... In 42 games with Portland, Weber registered eight points (1+7), 94 PIMs and a +5 rating...
2007-08: Recorded three points (0+3) in 16 games with Buffalo in two recalls (10/26/07 and 3/12/08)... Made NHL debut @ Florida (10/26/07)... Recorded his first NHL point (assist) @ Pittsburgh (3/12/08)... Recorded 14 (1+13) points in 59 games with Rochester... Finished third on Sabres with a plus-12 rating... Scored his first professional point, in his first multi-point game @ Hamilton (10/15/07)... Scored first professional goal @ Hamilton (1/12/08)... **2006-07:** Split the season with Barrie (OHL) and Windsor (OHL)... Scored a career high 34 points (6+28)... **2005-06:** Scored 26 points (5+21) in 68 games with Windsor (OHL)... Set a career high with 181 penalty minutes... **2004-05:** In 68 games with Windsor (OHL), scored eight points (2+6)... Recorded 132 penalty minutes... **2003-04:** Played in 65 games with Windsor (OHL)... Recorded two assists in his first year in major junior.



NHL CAREER • NHL CAREER • NHL CAREER • NHL CAREER • NHL CAREER • NHL CAREER • NHL CAREER • NHL CAREER

CAREER STATS

WEBER



REGULAR SEASON

PLAYOFFS

Season	Team	League	GP	G	A	TP	+/-	PIM	PP	SH	GW	GT	S	S%	GP	G	A	TP	PIM
2002-03	Pittsburgh	EmJHL	28	4	11	15	--	109	--	--	--	--	--	--	3	0	0	0	20
2003-04	Windsor	OHL	65	0	2	2	--	49	--	--	--	--	--	--	--	--	--	--	--
2004-05	Windsor	OHL	68	2	6	8	-11	132	--	--	--	--	--	--	11	0	1	1	18
2005-06	Windsor	OHL	68	5	21	26	17	181	2	1	--	--	--	--	7	0	0	0	12
2006-07	Windsor	OHL	30	3	16	19	-11	86	2	--	--	--	--	--	--	--	--	--	--
	Barrie	OHL	30	3	12	15	22	86	3	--	--	--	--	--	7	0	6	6	10
2007-08	Rochester	AHL	59	1	13	14	-8	178	0	0	0	--	--	--	--	--	--	--	--
	Buffalo	NHL	16	0	3	3	12	14	0	0	0	--	12	0.0	--	--	--	--	--
2008-09	Portland	AHL	42	1	7	8	5	94	0	0	0	--	--	--	--	--	--	--	--
	Buffalo	NHL	7	0	0	0	-3	19	0	0	0	--	2	0.0	--	--	--	--	--
2009-10	Portland	AHL	80	5	16	21	18	153	2	0	--	--	108	4.6	4	1	0	1	14
NHL Totals			23	0	3	3	9	33	0	0	0	--	14	0.0	--	--	--	--	--
BUF Totals			23	0	3	3	9	33	0	0	0	--	14	0.0	--	--	--	--	--





The Players

Portland Pirates Affiliate

LUKE ADAM

Center



ACQUIRED: 2008 BORN: June 18, 1990 in St. John's, Newfoundland CAN
HEIGHT: 6 ft 2 in WEIGHT: 215 lbs SHOOTS: Left LAST AMATEUR CLUB: Cape Breton (QMJHL)

CAREER TRANSACTIONS: Buffalo's second-round choice (44th overall) in 2008 NHL Entry Draft.

2009-10: First team QMJHL All-Star... Finished second in voting for QMJHL MVP... Earned silver medal with Team Canada at the 2010 World Junior Championship, scoring eight points (4+4) in six games... Named QMJHL Offensive Player of the Month (October) after posting 22 points (10+12) in 14 games... Selected to the Canadian team for the 2009 Subway Super Series... Made professional debut with Portland (AHL), registering his first career AHL point (assist) in a playoff game at Manchester (4/19)... **2008-09:** Selected to the QMJHL team for the 2008 ADT Canada-Russia Challenge... **2007-08:** Set single-game franchise record, scoring four goals for the St. John's Fog Devils (11/9/07 vs. Lewiston)... Led the Fog Devils in scoring with 66 points (36+30).

CAREER STATS ADAM		REGULAR SEASON													PLAYOFFS				
Season	Team	League	GP	G	A	TP	+/-	PIM	PP	SH	GW	GT	S	S%	GP	G	A	TP	PIM
2006-07	St. John's	QMJHL	63	6	9	15	-7	51	0	0	1	0	51	11.8	4	0	2	2	4
2007-08	St. John's	QMJHL	70	36	30	66	9	72	7	1	2	0	174	20.7	6	3	5	8	8
2008-09	Montreal	QMJHL	47	22	27	49	-8	59	7	0	1	0	153	14.4	--	--	--	--	--
2009-10	Cape Breton Portland	QMJHL AHL	56	49	41	90	34	75	17	0	7	0	275	17.8	5	3	1	4	2
			--	--	--	--	--	--	--	--	--	--	--	--	3	0	2	2	0

ALEX BIEGA

Defense



ACQUIRED: 2006 BORN: April 4, 1988 in Montreal, Quebec CAN
HEIGHT: 5 ft 11 in WEIGHT: 188 lbs SHOOTS: Right LAST AMATEUR CLUB: Harvard (NCAA-ECAC)

CAREER TRANSACTIONS: Buffalo's fifth-round choice (147th overall) in 2006 NHL Entry Draft.

2009-10: Served as captain for Harvard Crimson... Named as Harvard's MVP for second straight season... Competed in the NCAA Frozen Four Skills Challenge... **2008-09:** Named Harvard's first assistant captain since 2004-05 season... Named as team MVP... Selected to the New England All-Star team, All-Ivy League first team, All-ECAC Hockey third team and ECAC Hockey All-Academic team... Ranked first among Harvard skaters in assists, and second in points... **2007-08:** Led Harvard defensemen in scoring, ranking fourth among all skaters.

CAREER STATS BIEGA		REGULAR SEASON													PLAYOFFS				
Season	Team	League	GP	G	A	TP	+/-	PIM	PP	SH	GW	GT	S	S%	GP	G	A	TP	PIM
2006-07	Harvard	ECAC	33	6	12	18	-4	36	3	0	1	--	65	9.2	--	--	--	--	--
2007-08	Harvard	ECAC	34	3	19	22	10	28	1	0	1	--	119	2.5	--	--	--	--	--
2008-09	Harvard	ECAC	31	4	16	20	-2	46	1	0	2	--	96	4.2	--	--	--	--	--
2009-10	Harvard	ECAC	33	2	8	10	-5	30	1	0	0	--	61	4.4	--	--	--	--	--




The Players

Portland Pirates Affiliate

T.J. BRENNAN

Defense



ACQUIRED: 2007 BORN: April 3, 1989 in Willingboro, New Jersey USA
 HEIGHT: 6 ft 1 in WEIGHT: 202 lbs SHOOTS: Left LAST AMATEUR CLUB: Montreal (QMJHL)

CAREER TRANSACTIONS: Buffalo's first-round choice (31st overall) in 2007 NHL Entry Draft.

2009-10: Made professional debut for Portland (AHL) at Albany (10/9)... Recorded first and second career AHL points (both assists) vs. Hartford (10/16)... Scored first career AHL goal vs. Lowell (1/12)... Registered first career AHL playoff point (assist) 4/16... **2008-09:** Registered 12 points (4+8) in 10 playoff games... **2007-08:** Recorded 92 penalty minutes in 65 games with St. John's (QMJHL).

CAREER STATS BRENNAN			REGULAR SEASON													PLAYOFFS				
Season	Team	League	GP	G	A	TP	+/-	PIM	PP	SH	GW	GT	S	S%	GP	G	A	TP	PIM	
2006-07	St. John's	QMJHL	68	16	25	41	-8	79	6	0	2	0	144	11.1	4	1	1	2	4	
2007-08	St. John's	QMJHL	65	16	25	41	-15	92	9	1	3	0	204	7.8	6	2	4	6	12	
2008-09	Montreal	QMJHL	59	5	29	34	-1	63	1	0	2	0	122	4.1	10	4	8	12	34	
2009-10	Portland	AHL	65	6	17	23	2	64	2	0	--	--	107	5.6	4	0	1	1	2	

PAUL BYRON

Center



ACQUIRED: 2007 BORN: April 27, 1989 in Ottawa, Ontario CAN
 HEIGHT: 5 ft 9 in WEIGHT: 144 lbs SHOOTS: Left LAST AMATEUR CLUB: Gatineau (QMJHL)

CAREER TRANSACTIONS: Buffalo's sixth-round choice (179th overall) in 2007 NHL Entry Draft.

2009-10: Registered first career AHL point (assist) in professional debut at Springfield (10/3)... Scored first AHL goal in first two-point performance (1+1) vs. Providence (10/10) **2008-09:** Second team QMJHL All-Star... Named offensive player of the month for January (15gp, 15+13=28pts, 2gwg)... **2007-08:** Top goal-scorer with 21 goals during the 2008 QMJHL playoffs... Registered a six-point game (4+2) against the Rouyn-Noranda Huskies, on May 6, 2008.

CAREER STATS BYRON			REGULAR SEASON													PLAYOFFS				
Season	Team	League	GP	G	A	TP	+/-	PIM	PP	SH	GW	GT	S	S%	GP	G	A	TP	PIM	
2005-06	Ottawa West	OJHL-B	33	20	23	43	--	33	--	--	--	--	--	--	7	3	8	11	4	
2006-07	Gatineau	QMJHL	68	21	23	44	7	46	6	2	5	0	84	25.0	5	5	1	6	2	
2007-08	Gatineau	QMJHL	52	37	31	68	29	25	7	0	5	0	170	21.8	19	21	11	32	12	
2008-09	Gatineau	QMJHL	64	33	66	99	28	32	12	2	3	0	159	20.8	10	2	14	16	4	
2009-10	Portland	AHL	57	14	19	33	-5	59	4	1	--	--	87	16.1	4	0	0	0	0	



The Players

Portland Pirates Affiliate

TIM CONBOY

Right Wing



ACQUIRED: 2010 BORN: March 22, 1982 in Farmington, Minnesota USA
 HEIGHT: 6 ft 2 in WEIGHT: 210 lbs SHOOTS: Right LAST AMATEUR CLUB: St. Cloud State (NCAA-WCHA)

CAREER TRANSACTIONS: Signed as a free agent July 15, 2010.

2009-10: Split time between Albany (AHL) and Carolina (NHL)... Recorded 24 penalty minutes in 12 games with Carolina... **2008-09:** Named Albany captain... Appeared in 300th career professional game at Syracuse (11/28)... Recorded 50th career AHL point (assist) at Portland (11/14)... Appeared in NHL career-high 28 games with Carolina... Recorded NHL career-high five points (0+5)... **2007-08:** Recorded first career NHL point (assist) in NHL debut vs. Colorado (1/12) with Carolina... **2005-06:** Registered professional career-highs in goals (6), assists (14) and points (20) with Cleveland... **2004-05:** Scored first AHL goal (12/17)... **2003-04:** Made professional debut with Cleveland (AHL), appearing in three playoff games and registering three assists.

CAREER STATS CONBOY

Season	Team	League	REGULAR SEASON												PLAYOFFS					
			GP	G	A	TP	+/-	PIM	PP	SH	GW	GT	S	S%	GP	G	A	TP	PIM	
2002-03	St. Cloud State	WCHA	31	3	12	15	--	48	--	--	--	--	--	--	--	--	--	--	--	--
2003-04	St. Cloud State	WCHA	33	5	5	10	--	82	--	--	--	--	--	--	--	--	--	--	--	--
	Cleveland	AHL	--	--	--	--	--	--	--	--	--	--	--	3	0	3	3	4		
2004-05	Cleveland	AHL	61	4	11	15	-7	134	0	0	0	--	--	--	--	--	--	--	--	
2005-06	Cleveland	AHL	78	6	14	20	-33	124	4	0	0	--	146	4.1	--	--	--	--	--	
2006-07	Albany	AHL	75	3	7	10	-13	163	0	0	0	--	73	4.1	5	0	1	1	6	
2007-08	Albany	AHL	52	2	2	4	4	191	0	0	--	--	33	6.1	1	0	0	0	21	
	Carolina	NHL	19	0	5	5	1	60	0	0	0	--	16	0.0	--	--	--	--	--	
2008-09	Albany	AHL	39	1	5	6	-8	127	0	0	0	--	24	4.2	--	--	--	--	--	
	Carolina	NHL	28	0	1	1	-1	37	0	0	0	--	13	0.0	3	0	0	0	9	
2009-10	Albany	AHL	37	0	3	3	-5	87	0	0	0	--	47	0.0	8	0	1	1	18	
	Carolina	NHL	12	0	0	0	-5	24	0	0	0	--	5	0.0	--	--	--	--	--	
NHL Totals			59	0	6	6	-5	121	0	0	0	--	34	0.0	3	0	0	0	9	

NICK CRAWFORD

Defense



ACQUIRED: 2008 BORN: February 23, 1990 in Brampton, Ontario CAN
 HEIGHT: 6 ft 2 in WEIGHT: 189 lbs SHOOTS: Left LAST AMATEUR CLUB: Barrie (OHL)

CAREER TRANSACTIONS: Buffalo's sixth-round choice (164th overall) in 2008 NHL Entry Draft.

2009-10: Selected to OHL First All-Star team... Led OHL defensemen in scoring... Finished second in voting for OHL Defenseman of the Year... Traded to Barrie Colts after 49 games with Saginaw Spirit... Scored four points (1+3) in first game with Barrie vs. Sudbury (11/12)... Named OHL Defenseman of the Month (November) after recording 15 points (2+13) and a league-high plus-13 rating in 11 games... Set career-highs in goals, assists and points (11+59).

CAREER STATS CRAWFORD

Season	Team	League	REGULAR SEASON												PLAYOFFS				
			GP	G	A	TP	+/-	PIM	PP	SH	GW	GT	S	S%	GP	G	A	TP	PIM
2006-07	Saginaw	OHL	63	1	7	8	11	32	0	1	--	--	--	--	5	0	1	1	0
2007-08	Saginaw	OHL	68	4	16	20	-1	58	2	0	--	--	--	4	1	1	2	2	
2008-09	Saginaw	OHL	65	7	35	42	6	41	4	0	--	--	--	8	1	4	5	4	
2009-10	Saginaw	OHL	49	7	42	49	46	20	4	0	--	--	--	--	--	--	--	--	
	Barrie	OHL	19	4	17	21	5	4	3	1	--	--	--	17	0	12	12	4	



JHONAS ENROTH

Goaltender



ACQUIRED: 2006 BORN: June 25, 1988 in Stockholm, SWEDEN
 HEIGHT: 5 ft 10 in WEIGHT: 167 lbs CATCHES: Left LAST AMATEUR CLUB: Sodertalje (Sweden)

CAREER TRANSACTIONS: Buffalo's second-round choice (46th overall) in the 2006 NHL Entry Draft.

2009-10: Won AHL career-high 28 games... Recorded first NHL start at Boston, finishing with 33 saves on 37 shots in a losing effort (11/7)... Posted career-high fifth shutout with a 38-save performance at Providence (2/15)... **2008-09:** Recalled by Buffalo on 2/24, did not see any game action... First career start 10/19 vs. Providence Bruins, finished with 26 saves on 29 shots in a 4-1 loss... First career win 10/25 vs. Wilkes-Barre/Scranton Penguins, finished with 33 saves on 37 shots... First career shutout 10/31 at Norfolk Admirals, finished with 29 saves... Extended his shutout streak into 11/1 game at Norfolk – it ended at 85:33 – and picked up the win in a 5-3 game with 35 saves... Six-game winning streak 10/25 to 11/14... **2007-08:** Finalist for rookie of the year after leading all goaltenders with a 2.13 GAA... Led Sweden to a silver medal at the World Junior Championship, posting a 4-1 record and a 2.33 GAA.

CAREER STATS ENROTH

Season	Team	League	REGULAR SEASON						PLAYOFFS					
			GP	MIN	GA	SO	AVG.	W-L-T	GP	MIN	GA	SO	AVG.	W-L
2003-04	Huddinge U18	Swe-U18	6	324	15	0	2.77	--	--	--	--	--	--	--
2004-05	Huddinge Jr.	Swe-Jr.	19	1144	49	3	2.57	--	3	186	6	1	1.93	--
	Huddinge U18	Swe-U18	2	125	5	0	2.40	--	--	--	--	--	--	--
	Huddinge	Swe-2	2	51	6	0	6.95	--	--	--	--	--	--	--
	Sweden	U18-WJC	3	--	7	--	1.70	--	--	--	--	--	--	--
2005-06	Sodertalje Jr.	Swe-Jr.	39	2378	86	1	2.17	--	4	243	9	0	2.22	--
	Sodertalje U18	Swe-U18	2	120	5	0	2.50	--	--	--	--	--	--	--
	Sweden	U18-WJC	5	--	6	--	1.81	--	--	--	--	--	--	--
2006-07	Sodertalje	Swe-2	24	1938	57	3	1.76	20-2-2	--	--	--	--	--	--
	Sodertalje Jr.	Swe-Jr.	3	180	4	0	1.33	2-1	--	--	--	--	--	--
	Sweden	WJC	3	180	7	--	2.91	2-1	--	--	--	--	--	--
2007-08	Sodertalje	SEL	27	1578	56	2	2.13	10-14-3	--	--	--	--	--	--
	Sodertalje Jr.	Swe-Jr.	1	59	4	0	4.05	0-1-0	--	--	--	--	--	--
	Sweden	WJC	5	302	12	0	2.33	4-1	--	--	--	--	--	--
2008-09	Portland	AHL	58	3424	157	3	2.75	26-23-6	5	264	10	1	2.77	1-4
2009-10	Portland	AHL	48	2781	110	5	2.37	28-18-1	--	--	--	--	--	--
	Buffalo	NHL	1	58	4	0	4.14	0-1-0	--	--	--	--	--	--
NHL Totals			1	58	4	0	4.14	0-1-0	--	--	--	--	--	--
Buffalo Totals			1	58	4	0	4.14	0-1-0	--	--	--	--	--	--



The Players

Portland Pirates Affiliate

MARC-ANDRE GRAGNANI

Defense



ACQUIRED: 2005 BORN: March 11, 1987 in Montreal, Quebec CAN
HEIGHT: 6 ft 2 in WEIGHT: 201 lbs SHOOTS: Left LAST AMATEUR CLUB: Prince Edward Island (QMJHL)

CAREER TRANSACTIONS: Buffalo's third-round choice (87th overall) in the 2005 NHL Entry Draft.


2009-10: Registered 100th career AHL assist vs. Hartford (2/15)... Appeared in 200th career AHL game, recording a goal and an assist... Led Portland defensemen in scoring with 43 points (12+31), third-best among all skaters... 2008-09: Recalled by Buffalo (1/26) for four games... Did not register points during call-up... Two assists vs. Manchester in 4-3 shootout win 12/9... Notched two assists in 4-1 win over Springfield 1/4... 2007-08: Called up to Buffalo for two games... Did not register any points during call-up... Scored first professional goal vs. Hamilton (10/05)... Scored two points (0+2) in first professional game vs. Syracuse (11/05)... Had a career-high five game point streak (1+4) from 10/28 to 11/9... 2006-07: Ranked fourth with Prince Edward (QMJHL) with 68 points (22+46).

CAREER STATS GRAGNANI

Season	Team	League	REGULAR SEASON													PLAYOFFS				
			GP	G	A	TP	+/-	PIM	PP	SH	GW	GT	S	S%	GP	G	A	TP	PIM	
2003-04	PEI	QMJHL	61	2	13	15	22	42	0	0	0	0	47	4.3	11	0	0	0	4	
2004-05	PEI	QMJHL	68	10	29	39	-16	48	4	1	1	0	145	6.9	--	--	--	--	--	
2005-06	PEI	QMJHL	62	16	55	71	-22	75	10	0	1	0	149	10.7	6	1	4	5	14	
2006-07	PEI	QMJHL	65	22	46	68	8	58	8	5	4	0	174	12.6	7	5	8	13	4	
2007-08	Rochester	AHL	78	14	38	52	-24	38	6	4	--	--	161	11.5	--	--	--	--	--	
	Buffalo	NHL	2	0	0	0	-2	0	6	4	--	--	1	0.0	--	--	--	--	--	
2008-09	Portland	AHL	76	9	42	51	-1	59	3	1	--	--	102	8.8	5	0	2	2	4	
	Buffalo	NHL	4	0	0	0	2	2	0	0	0	0	3	0.0	--	--	--	--	--	
2008-09	Portland	AHL	66	12	31	43	2	37	6	0	--	--	92	13.0	4	0	2	2	0	
NHL Totals			6	0	0	0	0	0	6	4	0	0	4	0.0	--	--	--	--	--	
Buffalo Totals			6	0	0	0	0	2	6	4	0	0	4	0.0	--	--	--	--	--	

JACOB LAGACE

Left Wing



ACQUIRED: 2007 BORN: January 9, 1990 in Beloeil, Quebec CAN
HEIGHT: 5 ft 11 in WEIGHT: 204 lbs SHOOTS: Left LAST AMATEUR CLUB: Cape Breton (QMJHL)

CAREER TRANSACTIONS: Buffalo's seventh-round choice (209th overall) in the 2007 NHL Entry Draft.

2009-10: Made professional debut with Portland (AHL) at Manchester (4/20)... Named QMJHL Offensive Player of the Week (9/21) after scoring six points (3+3) in two games... Selected to participate in QMJHL All-Star Game and 2009 Subway Super Series... 2008-09: Named QMJHL Offensive Player of the Week (2/2) after scoring eight points (5+3) in three games... Won gold medal with Team Canada at the 2008 IIHF World Men's Under-18 Championship... 2007-2008: Selected to the QMJHL All-Star team... Named QMJHL Rookie of the Month (February) after scoring 17 points (7+10) in 13 games.

CAREER STATS LAGACE

Season	Team	League	REGULAR SEASON													PLAYOFFS				
			GP	G	A	TP	+/-	PIM	PP	SH	GW	GT	S	S%	GP	G	A	TP	PIM	
2006-07	CA-Girouard	QAAA	44	24	29	53	--	46	--	--	--	--	--	--	--	--	--	--	--	
2007-08	Chicoutimi	QMJHL	67	23	39	62	22	40	7	1	2	0	166	13.9	6	3	2	5	7	
2008-09	Chicoutimi	QMJHL	64	32	37	69	2	52	8	5	3	0	250	12.8	4	1	2	3	4	
2009-10	Chicoutimi	QMJHL	35	30	23	53	2	20	8	2	1	0	131	22.9	--	--	--	--	--	
	Cape Breton	QMJHL	25	5	15	20	9	32	1	1	1	0	61	8.2	5	0	3	3	4	
	Portland	AHL	--	--	--	--	--	--	--	--	--	--	--	--	1	0	0	0	0	



The Players

Portland Pirates Affiliate

DAVID LEGGIO

Goaltender



ACQUIRED: 2010 BORN: July 31, 1984 in Williamsville, New York USA
 HEIGHT: 5 ft 7 in WEIGHT: 180 lbs CATCHES: Left LAST AMATEUR CLUB: Clarkson (NCAA-ECAC)

CAREER TRANSACTIONS: Signed as a free agent August 8, 2010.

2009-10: Played 30 games for TPS Turku of SM-liiga (Finland)... Led SM-liiga goaltenders with a playoff GAA of 1.57 in seven games, helping TPS to the franchise's 10th SM-liiga championship... **2008-09:** Registered first career AHL start with Albany, making 26 saves on 33 shots in a loss at Wilkes-Barre/Scranton (12/6)... Appeared in 39 games for Florida (ECHL), posting a 27-7-3 record and a save percentage of .916... Led all ECHL goaltenders with a 2.06 GAA... **2007-08:** Made professional debut with Binghamton (AHL) in a relief role at Hershey (4/13).

CAREER STATS LEGGIO

Season	Team	League	REGULAR SEASON						PLAYOFFS						
			GP	MIN	GA	SO	AVG.	W-L-T	GP	MIN	GA	SO	AVG.	W-L	
2004-05	Clarkson.	ECAC.	5	182	9	0	2.97	2-1-0	--	--	--	--	--	--	--
2005-06	Clarkson.	ECAC.	23	1446	62	1	2.57	11-9-3	--	--	--	--	--	--	--
2006-07	Clarkson.	ECAC.	37	2167	78	2	2.16	24-7-5	--	--	--	--	--	--	--
2007-08	Clarkson.	ECAC.	38	2211	81	4	2.20	22-12-4	--	--	--	--	--	--	--
	Binghamton	AHL	1	30	2	0	4.06	0-1-0	--	--	--	--	--	--	--
2008-09	Florida	ECHL	39	2284	86	4	2.26	27-7-3	11	734	30	0	2.45	6-5	
	Albany	AHL	1	60	7	0	7.00	0-1-0	--	--	--	--	--	--	--
2009-10	TPS Turku	SM-I	30	1598	78	1	2.93	12-13-3	7	419	11	1	1.58	5-2	

MARK MANGARI

Right Wing



ACQUIRED: 2004 BORN: July 11, 1985 in London, Ontario CAN
 HEIGHT: 6 ft 3 in WEIGHT: 225 lbs SHOOTS: Right LAST AMATEUR CLUB: Ottawa (OHL)

CAREER TRANSACTIONS: Buffalo's seventh-round choice (207th overall) in the 2004 NHL Entry Draft.

2009-10: Recalled by Buffalo for six games, registering two points (1+1)... Scored 100th career AHL goal at Worcester (11/18)... Played 350th career AHL game vs. Binghamton (3/13)... Name AHL Player of the Week (2/17) after scoring seven points (1+6) in three games... Recorded first career four-point game vs. Bridgeport (12/19)... **2008-09:** Recalled by Buffalo 11/21... Scored one goal and one assist in seven games during his call-up... Scored Portland's first goal of the season :59 into opener against Manchester Monarchs 10/11... Finished opener with three goals and two assists... Three-game point scoring streak (10/19 to 10/25)... **2007-08:** Led Rochester in scoring... Represented Rochester at the AHL All-Star Game and set the AHL record for hardest shot at 102.8 MPH... Had a season-high five-game point streak (3+3) from 3/30 to 4/11... **2006-07:** Recalled to Buffalo for three games... Recorded first NHL point (assist) at Toronto (3/3)... Finished third on the team with 57 points (23+34)... Had a career-high six-game point streak (4+5) from 1/6 to 1/19... **2005-06:** Recorded first professional goal 11/4 vs. Cleveland... Registered first professional hat trick (4/8)... Scored first two professional points (assists) in debut on 10/21... **2004-05:** Ended major junior career with 158 points (76+82) and 36 playoff points (21+15) in 41 games.

CAREER STATS MANGARI

Season	Team	League	REGULAR SEASON													PLAYOFFS				
			GP	G	A	TP	+/-	PIM	PP	SH	GW	GT	S	S%	GP	G	A	TP	PIM	
2001-02	Ottawa	OHL	34	3	3	6	-2	10	0	0	0	--	--	--	2	0	1	1	0	
2002-03	Ottawa	OHL	61	8	11	19	8	20	1	0	--	--	--	11	2	1	3	2		
2003-04	Ottawa	OHL	67	29	36	65	11	56	6	0	--	--	--	7	5	3	8	11		
2004-05	Ottawa	OHL	64	36	32	68	11	86	6	1	--	--	--	21	14	10	24	24		
2005-06	Rochester	AHL	71	18	24	42	-1	80	6	0	2	--	169	10.6	--	--	--	--		
2006-07	Rochester	AHL	64	23	34	57	1	49	6	0	6	--	163	14.1	6	1	5	6	6	
	Buffalo	NHL	3	0	1	1	-1	2	0	0	0	--	1	0.0	--	--	--	--		
2007-08	Rochester	AHL	80	21	36	57	-7	78	7	0	7	--	226	10.7	--	--	--	--		
2008-09	Portland	AHL	73	29	38	67	9	61	13	2	--	--	254	11.4	5	1	2	3	2	
	Buffalo	NHL	7	1	1	2	-4	4	0	0	0	--	21	4.8	--	--	--	--		
2009-10	Portland	AHL	74	28	46	74	16	55	14	0	--	--	231	12.1	4	1	1	2	4	
	Buffalo	NHL	6	1	1	2	1	4	0	0	0	--	19	5.3	--	--	--	--		
	NHL Totals		16	2	3	5	-2	10	0	0	0	--	41	4.9	--	--	--	--		
	Buffalo Totals		16	2	3	5	-2	10	0	0	0	--	41	4.9	--	--	--	--		



The Players

Portland Pirates Affiliate

DENNIS McCAULEY

Defense



ACQUIRED: 2010 BORN: August 14, 1985 in Billerica, Massachusetts USA
HEIGHT: 6 ft 3 in WEIGHT: 225 lbs SHOOTS: Left LAST AMATEUR CLUB: Northeastern (NCAA-Hockey East)

CAREER TRANSACTIONS: Signed as a free agent July 30, 2010.

2009-10: Made professional debut with Worcester (AHL) at Lowell (10/10)... Scored first career AHL goal vs. Lowell (10/17)... 2008-09: 49 PIM ranked third among Northeastern skaters... 2006-07: Set a career high with nine assists, tying career high of 14 points... Led Northeastern skaters

with 90 PIM.

CAREER STATS McCAULEY

Season	Team	League	REGULAR SEASON													PLAYOFFS				
			GP	G	A	TP	+/-	PIM	PP	SH	GW	GT	S	S%	GP	G	A	TP	PIM	
2003-04	Sioux City	USHL	58	12	9	21	-5	176	4	0	3	--	103	11.7	7	1	0	1	26	
2004-05	Sioux City	USHL	54	18	21	39	13	236	7	0	2	--	132	13.6	12	2	3	5	46	
2005-06	Northeastern	Hockey East	32	7	7	14	--	57	--	--	--	--	--	--	--	--	--	--	--	
2006-07	Northeastern	Hockey East	33	5	9	14	--	90	--	--	--	--	--	--	--	--	--	--	--	
2007-08	Northeastern	Hockey East	28	4	2	6	--	70	--	--	--	--	--	--	--	--	--	--	--	
2008-09	Northeastern	Hockey East	36	6	5	11	--	49	--	--	--	--	--	--	--	--	--	--	--	
2009-10	Worcester	AHL	45	10	4	14	1	84	0	0	--	--	63	15.9	8	0	2	2	2	

DENNIS PERSSON

Defense



ACQUIRED: 2005 BORN: June 2, 1988 in Nykoping, SWEDEN
HEIGHT: 6 ft 1 in WEIGHT: 201 lbs SHOOTS: Left LAST AMATEUR CLUB: Timra (Sweden)

CAREER TRANSACTIONS: Buffalo's first-round choice (24th overall) in the 2005 NHL Entry Draft.

2009-10: Scored first career AHL goal vs. Worcester (12/31)... 2008-09: Reassigned to Portland (AHL) 3/26/09... Recorded two assists in eight games.

CAREER STATS PERSSON

Season	Team	League	REGULAR SEASON													PLAYOFFS				
			GP	G	A	TP	+/-	PIM	PP	SH	GW	GT	S	S%	GP	G	A	TP	PIM	
2005-06	Vasteras IK	Sweden	19	0	2	2	--	6	--	--	--	--	--	--	--	--	--	--	--	--
2006-07	Almtuna	Sweden	3	0	0	0	--	2	--	--	--	--	--	--	--	--	--	--	--	--
	Nykoping	Sweden	29	4	4	8	--	38	--	--	--	--	--	--	--	--	--	--	--	--
2007-08	Djurgarden	SEL	9	0	0	0	--	2	--	--	--	--	--	--	--	--	--	--	--	--
	Djurgarden Jr.	Swe-Jr.	4	0	0	0	--	10	--	--	--	--	--	--	--	--	--	--	--	--
	Djurgarden	Sweden	21	0	1	1	--	6	--	--	--	--	--	--	--	--	--	--	--	--
2008-09	Nykoping	Sweden	21	1	3	4	--	14	--	--	--	--	--	--	--	--	--	--	--	--
	Timra	Sweden	46	1	5	6	--	24	--	--	--	--	--	--	7	0	0	0	0	
2009-10	Portland	AHL	8	0	2	2	-7	6	0	0	--	--	4	0.0	3	0	0	0	0	
	Portland	AHL	60	1	6	7	-10	16	1	0	--	--	60	1.7	--	--	--	--	--	



The Players

Portland Pirates Affiliate

DREW SCHIESTEL

Defense



ACQUIRED: 2007 BORN: March 9, 1989 in Hamilton, Ontario CAN
HEIGHT: 6 ft 2 in WEIGHT: 192 lbs SHOOTS: Right LAST AMATEUR CLUB: Niagara (OHL)

CAREER TRANSACTIONS: Buffalo's second-round choice (59th overall) in the 2007 NHL Entry Draft.

2009-10: Appeared in first professional game with Portland (AHL) at Springfield (10/3)... Recorded first AHL point (assist) at Norfolk (10/24)... Registered first career AHL goal (game-winner) vs. Norfolk (11/21)... 2008-09: Set career highs in both assists (38) and penalty minutes (75).

CAREER STATS SCHIESTEL

Season	Team	League	REGULAR SEASON												PLAYOFFS				
			GP	G	A	TP	+/-	PIM	PP	SH	GW	GT	S	S%	GP	G	A	TP	PIM
2004-05	Hamilton Reps	Minor-ON	68	21	27	46	--	--	--	--	--	--	--	--	--	--	--	--	--
2005-06	Mississauga	OHL	40	1	4	5	-10	42	0	0	--	--	--	--	--	--	--	--	--
2006-07	Mississauga	OHL	66	6	15	21	13	40	4	1	--	--	--	5	0	6	6	2	
2007-08	Niagara	OHL	68	8	29	37	15	40	4	0	--	--	--	10	1	6	7	10	
2008-09	Niagara	OHL	63	10	38	48	-29	75	4	1	--	--	--	12	2	6	8	14	
2009-10	Portland	AHL	52	1	11	12	5	19	0	0	--	--	47	2.1	4	0	0	0	

FELIX SCHUTZ

Center



ACQUIRED: 2006 BORN: November 3, 1987 in Erding, GERMANY
HEIGHT: 5 ft 10 in WEIGHT: 191 lbs SHOOTS: Left LAST AMATEUR CLUB: Ingolstadt (Germany)

CAREER TRANSACTIONS: Buffalo's fourth-round choice (117th overall) in the 2006 NHL Entry Draft.

2009-10: Played 100th career AHL game at Worcester (12/6)... Scored 50th career AHL point in a two-goal game at Springfield (11/29)... Scored 15 seconds in game vs. Springfield (12/18)... 2008-09: First professional point was an assist on 10/25 vs. Wilkes-Barre/Scranton... First professional goal 10/31 at Norfolk Admirals... 2007-08: Returned to Germany after spending three seasons in the QMJHL... Recorded 25 points (12+13) for Ingolstadt of the DEL... 2006-07: Was traded to Val-d'Or from St. John... Scored 11 points (4+7) in 18 games for St. John... Recorded 33 regular season points (15+18) in 27 games and 15 playoff points (5+10) for Val-d'Or after the trade... 2005-06: Recorded career highs in goals (21) assists (31) and points (52) in his first season in North America... 2004-05: Spent three seasons in the German junior league... Scored 61 points (29+32) over 64 games with Mannheim and Landshut.

CAREER STATS SCHUTZ

Season	Team	League	REGULAR SEASON												PLAYOFFS				
			GP	G	A	TP	+/-	PIM	PP	SH	GW	GT	S	S%	GP	G	A	TP	PIM
2003-04	Mannheim Jr.	Ger-Jr.	30	22	22	44	--	12	--	--	--	--	--	--	--	--	--	--	--
2004-05	Landshut Cann	Ger-2	24	1	2	3	--	8	--	--	--	--	--	5	0	0	0	2	
	Landshut Jr.	Ger-Jr.	9	6	8	14	--	33	--	--	--	--	--	22	2	2	3	5	
2005-06	St. John	QMJHL	65	21	31	52	-14	61	7	6	1	0	176	11.9	--	--	--	--	
2006-07	St. John	QMJHL	18	4	7	11	-5	16	1	0	0	0	60	6.7	--	--	--	--	
	Val-d'Or	QMJHL	27	15	18	33	19	28	4	0	4	0	79	19.0	20	5	10	15	
2007-08	Ingolstadt	Germany	46	12	13	25	--	76	--	--	--	--	--	3	0	1	1	2	
2008-09	Portland	AHL	78	15	27	42	7	61	--	--	--	--	--	5	1	1	2	2	
2009-10	Portland	AHL	67	13	14	27	-2	61	1	0	--	--	111	11.7	3	0	0	0	




The Players

Portland Pirates Affiliate

COLIN STUART

Left Wing



ACQUIRED: 2010 BORN: July 8, 1982 in Rochester, Minnesota USA
HEIGHT: 6 ft 2 in WEIGHT: 200 lbs SHOOTS: Left LAST AMATEUR CLUB: Colorado College (NCAA-WCHA)

CAREER TRANSACTIONS: Signed as a free agent August 25, 2010.

2009-10: Recorded career-high 36 points (17+19) with Abbotsford (AHL)... 2008-09: Appeared in 50th career NHL game vs. Florida (4/9)... Scored short-handed goals in back-to-back games at Anaheim and Los Angeles (2/15-16) 2007-08: Made NHL debut with Atlanta vs. Boston, registering one assist (12/29)... Scored first career NHL goal at Boston (12/31)... Scored first career NHL GWG vs. Buffalo (1/6) 2006-07: Scored career-high 18 goals... 2005-06: Appeared in career-high 78 games, scoring four short-handed goals... 2004-05: Made professional debut with Chicago (AHL).

CAREER STATS		SCHIELTEL	REGULAR SEASON												PLAYOFFS				
Season	Team	League	GP	G	A	TP	+/-	PIM	PP	SH	GW	GT	S	S%	GP	G	A	TP	PIM
2000-01	Colorado	WCHA	41	2	7	9	--	26	--	--	--	--	--	--	--	--	--	--	--
2001-02	Colorado	WCHA	43	13	9	22	--	34	--	--	--	--	--	--	--	--	--	--	--
2002-03	Colorado	WCHA	42	13	11	24	--	56	--	--	--	--	--	--	--	--	--	--	--
2003-04	Colorado	WCHA	30	10	12	22	--	38	--	--	--	--	--	--	--	--	--	--	--
2004-05	Chicago	AHL	39	3	2	5	-3	12	0	1	0	--	124	2.4	--	--	--	--	--
	Gwinnett	ECHL	5	1	3	4	0	4	1	0	0	--	--	--	--	--	--	--	--
2005-06	Chicago	AHL	78	13	14	27	4	65	0	4	1	--	--	--	--	--	--	--	--
2006-07	Chicago	AHL	67	18	11	29	17	75	0	3	4	--	146	12.3	15	2	5	7	10
2007-08	Chicago	AHL	58	8	8	16	10	45	0	3	--	--	125	6.4	24	3	3	6	18
	Atlanta	NHL	18	3	2	5	2	6	0	1	1	--	19	15.8	--	--	--	--	--
2008-09	Chicago	AHL	42	9	6	15	-9	38	2	1	1	--	99	9.1	--	--	--	--	--
	Atlanta	NHL	33	5	3	8	3	18	0	3	0	--	54	9.3	--	--	--	--	--
2009-10	Abbotsford	AHL	67	17	19	36	8	36	3	1	--	--	188	8.0	3	0	0	0	6
	NHL Totals		51	8	5	13	5	24	0	4	1	--	73	11.0	--	--	--	--	--

COREY TROPP

Center



ACQUIRED: 2007 BORN: July 25, 1989 in Grosse Pointe, Michigan USA
HEIGHT: 6 ft 0 in WEIGHT: 191 lbs SHOOTS: Right LAST AMATEUR CLUB: Michigan State (NCAA-CCHA)

CAREER TRANSACTIONS: Buffalo's third-round choice (89th overall) in the 2007 NHL Entry Draft.

2009-10: Honored as Michigan State Team MVP and Outstanding Offensive Player... Named Second-Team All-CCHA player... Scored first two collegiate hat tricks... Named CCHA Player of the Week after scoring five points (4+1) in two games... Named CCHA Offensive Player of the Week (12/14).

CAREER STATS		TROPP	REGULAR SEASON												PLAYOFFS				
Season	Team	League	GP	G	A	TP	+/-	PIM	PP	SH	GW	GT	S	S%	GP	G	A	TP	PIM
2005-06	Sioux Falls	USHL	46	7	8	15	--	21	--	--	--	--	--	--	14	2	3	5	8
2006-07	Sioux Falls	USHL	54	26	36	62	--	76	--	--	--	--	--	--	8	4	9	13	0
2007-08	Michigan State	CCHA	42	6	11	17	--	16	--	--	--	--	--	--	--	--	--	--	--
2008-09	Michigan State	CCHA	21	3	8	11	--	45	--	--	--	--	--	--	--	--	--	--	--
2009-10	Michigan State	CCHA	37	20	22	42	2	50	9	1	5	--	93	21.5	--	--	--	--	--



The Players

Portland Pirates Affiliate

TRAVIS TURNBULL

Right Wing



ACQUIRED: 2009 BORN: July 7, 1986 in Chesterfield, Missouri USA
HEIGHT: 6 ft 0 in WEIGHT: 197 lbs SHOOTS: Right LAST AMATEUR CLUB: Michigan (NCAA-CCHA)

CAREER TRANSACTIONS: Signed as a free agent April 6, 2009.

2009-10: Recorded first career AHL point (assist) vs. Providence (10/10)... Scored first career AHL goal vs. Hershey (11/6)... Registered first career three-point game (1+2) vs. Worcester (1/15)... **2008-09:** Made professional debut with Portland (AHL) 4/15/09... Set single-season high at Michigan in points (28) and assists (20); tied career high for power play goals (3) and multi-point games (6)... Set the Michigan record for consecutive games played (166) alongside teammate Tim Miller... **2007-08:** Set career highs in goals (15), power play goals (3), plus/minus (+17) and multi-point games (6)... Tallied first multi-goal game of career with pair of markers vs. Northern Michigan in CCHA Championship semifinal (March 21)... Great Lakes Invitational All-Tournament team... **2006-07:** Helped Michigan to second place finish in CCHA regular season and CCHA tournament, qualified for NCAA Tournament, Great Lakes Invitational All-Tournament team... **2005-06:** Tied for second on team with three game-winning goals... Set career-high assists and season-high points with two helpers vs. Quinnipiac in career debut on Oct. 7, 2005... Scored first career goal, the game-winner, vs. Boston College (Oct. 14)... Career-best four-game goal streak, 4-0-4 (Feb. 18-March 10)... First career short-handed goal at Ferris State (Feb. 24).

CAREER STATS TURNBULL

Season	Team	League	REGULAR SEASON												PLAYOFFS				
			GP	G	A	TP	+/-	PIM	PP	SH	GW	GT	S	S%	GP	G	A	TP	PIM
2003-04	Sioux City	USHL	56	7	12	19	--	73	--	--	--	--	--	7	0	0	0	0	
2004-05	Sioux City	USHL	44	17	21	38	--	103	--	--	--	--	--	13	4	2	6	61	
2005-06	Michigan	CCHA	41	9	9	18	--	67	--	--	--	--	--	--	--	--	--	--	
2006-07	Michigan	CCHA	41	8	9	17	--	54	--	--	--	--	--	--	--	--	--	--	
2007-08	Michigan	CCHA	43	15	12	27	--	48	--	--	--	--	--	--	--	--	--	--	
2008-09	Portland	AHL	41	8	20	28	--	74	--	--	--	--	0	0	5	0	0	0	4
2009-10	Portland	AHL	57	9	9	18	1	98	1	1	--	--	76	11.8	4	0	0	0	2

DEREK WHITMORE

Left Wing



ACQUIRED: 2008 BORN: December 17, 1985 in Rochester, New York USA
HEIGHT: 5 ft 11 in WEIGHT: 190 lbs SHOOTS: Left LAST AMATEUR CLUB: Bowling Green (NCAA-CCHA)

CAREER TRANSACTIONS: Signed as a free agent March 26, 2008.

2009-10: Registered 50th career AHL point vs. Manchester (3/12)... Played 150th AHL game vs. Springfield (3/14)... Scored a career-high 34 points (18+16)... **2008-09:** Registered 22 points (11+11) in 77 games... Winner of the AHL Man of the Year award for his outstanding contributions to the Portland community during the 2008-09 season... **2007-08:** Played in eight games with Rochester after being signed by Buffalo... Scored his first professional goal vs. Syracuse (4/4/08)... Scored a collegiate career-high 37 points (27+10) as a senior at Bowling Green... Finished fifth in the nation with 27 goals... Second team All-CCHA selection... **2006-07:** Had 102 points (70+32) in 143 collegiate games... In 113 junior games with Waterloo and Lincoln (USHL) scored 72 points (36+23).

CAREER STATS WHITMORE

Season	Team	League	REGULAR SEASON												PLAYOFFS				
			GP	G	A	TP	+/-	PIM	PP	SH	GW	GT	S	S%	GP	G	A	TP	PIM
2002-03	Waterloo Blk	USHL	58	15	13	28	--	51	--	--	--	--	--	6	1	0	1	0	
2003-04	Lincoln	USHL	45	19	23	42	--	22	--	--	--	--	--	--	--	--	--	--	
	Waterloo	USHL	10	2	0	2	--	6	--	--	--	--	--	--	--	--	--	--	
2004-05	Bowling Green	CCHA	33	11	6	17	--	14	--	--	--	--	--	--	--	--	--	--	
2005-06	Bowling Green	CCHA	34	13	6	19	--	17	--	--	--	--	--	--	--	--	--	--	
2006-07	Bowling Green	CCHA	38	19	10	29	--	20	--	--	--	--	--	--	--	--	--	--	
2007-08	Bowling Green	CCHA	38	27	10	37	--	33	--	--	--	--	--	--	--	--	--	--	
	Rochester	AHL	8	1	0	1	-5	2	0	0	--	--	17	47.1	--	--	--	--	
2008-09	Portland	AHL	77	11	11	22	-2	17	0	0	--	--	104	10.6	5	1	1	2	2
2009-10	Portland	AHL	78	18	16	34	-3	24	5	0	--	--	143	12.6	4	2	1	3	2



The Players

In the System

MARK ADAMS *Selected in the fifth round (134th overall) in 2009*

BORN: May 23, 1991 in Boston, Mass. USA

HEIGHT: 6'1"

WEIGHT: 187

Defense

CAREER STATS ADAMS			REGULAR SEASON					PLAYOFFS				
Season	Team	League	GP	G	A	TP	PIM	GP	G	A	TP	PIM
2007-08	Malden Cath.	High-MA	23	4	13	17	--	--	--	--	--	--
2008-09	Malden Cath.	High-MA	23	6	23	29	--	--	--	--	--	--
	Bos. Jr. Bruins	EJHL	32	5	10	15	18	--	--	--	--	--
2009-10	Chicago	USHL	53	4	10	14	85	--	--	--	--	--

BRADLEY EIDSNESS *Selected in the fifth round (139th overall) in 2007*

BORN: June 2, 1989 in Chestermere, Alta. CAN

HEIGHT: 6'0"

WEIGHT: 175

Goaltender

CAREER STATS EIDSNESS			REGULAR SEASON					PLAYOFFS				
Season	Team	League	GP	W	L	T	GAA	GP	W	L	T	GAA
2005-06	Strathmore	AMHL	18	12	4	2	2.58	8	5	3	--	1.64
	Okotoks	AJHL	4	3	1	0	1.01	--	--	--	--	--
2006-07	Okotoks	AJHL	48	24	18	2	2.87	--	--	--	--	--
2007-08	Okotoks	AJHL	--	29	4	4	2.12	9	4	5	--	2.74
2008-09	North Dakota	WCHA	41	24	12	0	2.56	--	--	--	--	--
2009-10	North Dakota	WCHA	41	24	10	4	2.11	--	--	--	--	--

NICK ENO *Selected in the seventh round (187th overall) in 2007*

BORN: February 12, 1989 in Howell, Mich. USA

HEIGHT: 6'3"

WEIGHT: 193

Goaltender

CAREER STATS ENO			REGULAR SEASON					PLAYOFFS				
Season	Team	League	GP	W	L	T	GAA	GP	W	L	T	GAA
2006-07	Green Mountain	EJHL	25	9	14	2	3.60	--	--	--	--	--
2007-08	Bowling Green	CCHA	22	12	10	0	2.79	--	--	--	--	--
2008-09	Bowling Green	CCHA	7	0	5	0	4.58	--	--	--	--	--
2009-10	Bowling Green	CCHA	27	5	13	4	3.30	--	--	--	--	--

COREY FIENHAGE *Selected in the third round (81st overall) in 2008*

BORN: May 4, 1990 in Topeka, Kan. USA

HEIGHT: 6'4"

WEIGHT: 223

Defense

CAREER STATS FIENHAGE			REGULAR SEASON					PLAYOFFS				
Season	Team	League	GP	G	A	TP	PIM	GP	G	A	TP	PIM
2006-07	Eastview	Minn. HS	20	11	15	26	0	--	--	--	--	--
2007-08	Eastview	Minn. HS	24	6	6	12	76	--	--	--	--	--
	Indiana	USHL	12	1	2	3	12	2	0	0	0	0
2008-09	North Dakota	WCHA	9	0	1	1	28	--	--	--	--	--
2009-10	North Dakota	WCHA	30	0	2	2	28	--	--	--	--	--



The Players

In the System

MARCUS FOLIGNO *Selected in the fourth round (104th overall) in 2009*

BORN: August 10, 1991 in Buffalo, NY USA

HEIGHT: 6'3" WEIGHT: 222

Left Wing

CAREER STATS FOLIGNO			REGULAR SEASON					PLAYOFFS				
Season	Team	League	GP	G	A	TP	PIM	GP	G	A	TP	PIM
2006-07	Sudbury	Minor-ON	30	21	15	36	70	--	--	--	--	--
2007-08	Sudbury	OHL	66	5	6	11	38	--	--	--	--	--
2008-09	Sudbury	OHL	65	12	18	30	96	6	1	2	3	9
2009-10	Sudbury	OHL	67	14	25	39	156	4	1	2	3	6

JUSTIN JOKINEN *Selected in the fourth round (101st overall) in 2008*

BORN: November 25, 1989 in Cloquet, Minn. USA

HEIGHT: 6'3" WEIGHT: 188

Right Wing

CAREER STATS JOKINEN			REGULAR SEASON					PLAYOFFS				
Season	Team	League	GP	G	A	TP	PIM	GP	G	A	TP	PIM
2006-07	Cloquet	Minn. HS	--	26	25	51	18	--	--	--	--	--
2007-08	Cloquet	Minn. HS	30	22	21	43	--	--	--	--	--	--
2008-09	Minnesota State	WCHA	24	3	2	5	6	--	--	--	--	--
2009-10	Minnesota State	WCHA	24	3	1	4	14	--	--	--	--	--

ZACK KASSIAN *Selected in the first round (13th overall) in 2009*

BORN: January 24, 1991 in Windsor, Ont. CAN

HEIGHT: 6'3" WEIGHT: 226

Right Wing

CAREER STATS KASSIAN			REGULAR SEASON					PLAYOFFS				
Season	Team	League	GP	G	A	TP	PIM	GP	G	A	TP	PIM
2006-07	Wind Jr. Spitfires	Minor-ON	57	32	48	80	136	--	--	--	--	--
2007-08	Peterborough	OHL	58	9	12	21	74	5	1	0	1	2
2008-09	Peterborough	OHL	61	24	39	63	136	4	0	2	2	8
2009-10	Peterborough	OHL	33	8	19	27	58	--	--	--	--	--
	Windsor	OHL	5	4	0	4	23	19	7	9	16	38

CONNOR KNAPP *Selected in the sixth round (164th overall) in 2009*

BORN: May 1, 1990 in York, NY USA

HEIGHT: 6'6" WEIGHT: 224

Goaltender

CAREER STATS KNAPP			REGULAR SEASON					PLAYOFFS				
Season	Team	League	GP	W	L	T	GAA	GP	W	L	T	GAA
2008-09	Miami (Ohio)	MAC	23	13	5	3	2.09	--	--	--	--	--
2009-10	Miami (Ohio)	MAC	20	10	4	4	1.97	--	--	--	--	--



The Players

In the System

MAXIME LEGAULT *Selected in seventh round (194th overall) in 2009*

BORN: March 28, 1989 in Ste. Agathe, Quebec CAN HEIGHT: 6'2" WEIGHT: 199

Right Wing

CAREER STATS LEGAULT			REGULAR SEASON					PLAYOFFS				
Season	Team	League	GP	G	A	TP	PIM	GP	G	A	TP	PIM
2006-07	Shawinigan	QMJHL	55	7	12	19	98	4	0	0	0	4
2007-08	Shawinigan	QMJHL	31	6	4	10	61	--	--	--	--	--
2008-09	Shawinigan	QMJHL	63	28	16	44	66	21	10	3	13	23
2009-10	Shawinigan	QMJHL	22	10	10	20	29	--	--	--	--	--
	Cape Breton	QMJHL	21	7	12	19	25	5	1	0	1	4
	Portland	AHL	5	0	0	0	4	--	--	--	--	--

DREW MacKENZIE *Selected in seventh round (209th overall) in 2007*

BORN: December 17, 1988 in Stamford, Conn. USA HEIGHT: 6'2" WEIGHT: 192

Defense

CAREER STATS MacKENZIE			REGULAR SEASON					PLAYOFFS				
Season	Team	League	GP	G	A	TP	PIM	GP	G	A	TP	PIM
2004-05	Taft	HS-CT	--	0	1	1	--	--	--	--	--	--
2005-06	Taft	HS-CT	--	0	11	11	--	--	--	--	--	--
2006-07	Taft	HS-CT	24	3	10	13	10	--	--	--	--	--
2007-08	Waterloo	USHL	57	4	14	18	103	11	0	6	6	4
2008-09	Vermont	H-East	31	1	9	10	14	--	--	--	--	--
2009-10	Vermont	H-East	36	4	10	14	16	--	--	--	--	--

BRAYDEN McNABB *Selected in the third round (66th overall) in 2009*

BORN: January 21, 1991 in Saskatoon, Sask. CAN HEIGHT: 6'5" WEIGHT: 216

Defense

CAREER STATS McNABB			REGULAR SEASON					PLAYOFFS				
Season	Team	League	GP	G	A	TP	PIM	GP	G	A	TP	PIM
2006-07	Notre Dame	SMHL	41	5	13	18	72	--	--	--	--	--
	Kootenay	WHL	3	0	0	0	0	--	--	--	--	--
2007-08	Kootenay	WHL	65	2	9	11	63	10	0	1	1	10
2008-09	Kootenay	WHL	67	10	26	36	140	4	0	5	5	2
2009-10	Kootenay	WHL	64	17	40	57	121	6	0	4	4	18

MAREK ZAGRAPAN *Selected in the first round (13th overall) in 2005*

BORN: December 6, 1986 in Presov, SLOVAKIA HEIGHT: 6'1" WEIGHT: 195

Center

CAREER STATS ZAGRAPAN			REGULAR SEASON					PLAYOFFS				
Season	Team	League	GP	G	A	TP	PIM	GP	G	A	TP	PIM
2004-05	Chicoutimi	QMJHL	59	32	50	82	50	17	11	6	17	28
2005-06	Chicoutimi	QMJHL	59	35	52	87	63	8	4	6	10	4
2006-07	Rochester	AHL	71	17	21	38	39	6	1	0	1	2
2007-08	Rochester	AHL	76	18	22	40	66	--	--	--	--	--
2008-09	Portland	AHL	80	21	28	49	44	5	2	1	3	2
2009-10	Cherepovets	Rus-KHL	51	10	6	16	40	--	--	--	--	--



The Players

2010 Entry Draft Selections



MARK PYSYK *ROUND ONE – 23rd OVERALL*

BORN: January 11, 1992 in Edmonton, Alta. CAN

HEIGHT: 6'2"

WEIGHT: 182

SHOOTS: Right

Defense

CAREER STATS PYSYK

Season	Team	League	REGULAR SEASON					PLAYOFFS				
			GP	G	A	TP	PIM	GP	G	A	TP	PIM
2008-09	Edmonton	WHL	61	5	15	20	27	4	0	0	0	2
2009-10	Edmonton	WHL	48	7	17	24	47	-	-	-	-	-



JEROME GAUTHIER-LEDUC *ROUND THREE – 68th OVERALL*

BORN: July 30, 1992 in Quebec City, Quebec CAN

HEIGHT: 6'2"

WEIGHT: 184

SHOOTS: Right

Defense

CAREER STATS GAUTHIER-LEDUC

Season	Team	League	REGULAR SEASON					PLAYOFFS				
			GP	G	A	TP	PIM	GP	G	A	TP	PIM
2008-09	Rouyn-Noranda	QMJHL	52	1	16	17	8	6	0	2	2	5
2009-10	Rouyn-Noranda	QMJHL	68	20	26	46	16	11	2	4	6	2



KEVIN SUNDHER *ROUND THREE – 75th OVERALL*

BORN: January 18, 1992 in Surrey, BC CAN

HEIGHT: 6'0"

WEIGHT: 190

SHOOTS: Left

Center

CAREER STATS SUNDHER

Season	Team	League	REGULAR SEASON					PLAYOFFS				
			GP	G	A	TP	PIM	GP	G	A	TP	PIM
2008-09	Chilliwack	WHL	67	19	20	39	68	-	-	-	-	-
2009-10	Chilliwack	WHL	72	25	36	61	101	6	3	2	5	4



MATT MacKENZIE *ROUND THREE – 83rd OVERALL*

BORN: October 15, 1991 in New Westminster, BC CAN

HEIGHT: 6'1"

WEIGHT: 201

SHOOTS: Right

Defense

CAREER STATS MacKENZIE

Season	Team	League	REGULAR SEASON					PLAYOFFS				
			GP	G	A	TP	PIM	GP	G	A	TP	PIM
2008-09	Calgary	WHL	49	3	9	12	24	16	0	2	2	4
2009-10	Calgary	WHL	64	6	34	40	62	23	6	10	16	31



The Players

2010 Entry Draft Selections



STEVEN SHIPLEY *ROUND FOUR – 98th OVERALL*

BORN: April 22, 1992 in London, Ont. CAN

HEIGHT: 6'2"

WEIGHT: 205

SHOOTS: Left

Center

CAREER STATS SHIPLEY

Season	Team	League	REGULAR SEASON					PLAYOFFS				
			GP	G	A	TP	PIM	GP	G	A	TP	PIM
2008-09	Owen Sound	OHL	63	16	23	39	19	4	0	0	0	0
2009-10	Owen Sound	OHL	68	23	40	63	32	-	-	-	-	-



GREGG SUTCH *ROUND FIVE – 143rd OVERALL*

BORN: February 9, 1992 in Scarborough, Ont. CAN

HEIGHT: 6'2"

WEIGHT: 198

SHOOTS: Right

Left Wing

CAREER STATS SUTCH

Season	Team	League	REGULAR SEASON					PLAYOFFS				
			GP	G	A	TP	PIM	GP	G	A	TP	PIM
2008-09	Sarnia	OHL	60	7	8	15	53	5	0	1	1	2
2009-10	Mississauga	OHL	43	3	5	8	55	16	4	1	5	10



CEDRICK HENLEY *ROUND SIX – 173rd OVERALL*

BORN: January 10, 1992 in Val d'Or, Quebec CAN

HEIGHT: 6'5"

WEIGHT: 197

SHOOTS: Left

Left Wing

CAREER STATS HENLEY

Season	Team	League	REGULAR SEASON					PLAYOFFS				
			GP	G	A	TP	PIM	GP	G	A	TP	PIM
2008-09	Chilliwack	WHL	67	19	20	39	68	-	-	-	-	-
2009-10	Chilliwack	WHL	72	25	36	61	101	6	3	2	5	4

CHRISTIAN ISACKSON *ROUND SEVEN – 203rd OVERALL*

BORN: January 20, 1992 in Pine City, Minn USA

HEIGHT: 5'11"

WEIGHT: 174

SHOOTS: Right

Right Wing

CAREER STATS ISACKSON

Season	Team	League	REGULAR SEASON					PLAYOFFS				
			GP	G	A	TP	PIM	GP	G	A	TP	PIM
2009-10	St. Thomas	Minn. HS	25	24	33	57	26	-	-	-	-	-



The Players

2010 Entry Draft Selections



RILEY BOYCHUK *ROUND SEVEN – 208th OVERALL*

BORN: February 20, 1992 in Vancouver, BC CAN

HEIGHT: 6'5"

WEIGHT: 218

SHOOTS: Left

Left Wing

CAREER STATS BOYCHUK

Season	Team	League	REGULAR SEASON					PLAYOFFS				
			GP	G	A	TP	PIM	GP	G	A	TP	PIM
2008-09	Portland	WHL	62	7	10	17	86	-	-	-	-	-
2009-10	Portland	WHL	66	14	16	30	157	13	2	1	3	24



SEASON IN REVIEW

1970



2010

2010-2011 BUFFALO SABRES

Media Guide

RIVET

52



EASTERN CONFERENCE STANDINGS 2009-2010

Rank	Team	GP	W	L	OT	Pts	GF	GA	Home	Away
1	p - Washington Capitals	82	54	15	13	121	318	233	30-5-6	24-10-7
2	y - New Jersey Devils	82	48	27	7	103	222	191	27-10-4	21-17-3
3	y - Buffalo Sabres	82	45	27	10	100	235	207	25-10-6	20-17-4
4	x - Pittsburgh Penguins	82	47	28	7	101	257	237	25-12-4	22-16-3
5	x - Ottawa Senators	82	44	32	6	94	225	238	26-11-4	18-21-2
6	x - Boston Bruins	82	39	30	13	91	206	200	18-17-6	21-13-7
7	x - Philadelphia Flyers	82	41	35	6	88	236	225	24-14-3	17-21-3
8	x - Montreal Canadiens	82	39	33	10	88	217	223	20-16-5	19-17-5
9	New York Rangers	82	38	33	11	87	222	218	18-17-6	20-16-5
10	Atlanta Thrashers	82	35	34	13	83	234	256	19-16-6	16-18-7
11	Carolina Hurricanes	82	35	37	10	80	230	256	21-17-3	14-20-7
12	Tampa Bay Lightning	82	34	36	12	80	217	260	21-14-6	13-22-6
13	New York Islanders	82	34	37	11	79	222	264	23-14-4	11-23-7
14	Florida Panthers	82	32	37	13	77	208	244	16-16-9	16-21-4
15	Toronto Maple Leafs	82	30	38	14	74	214	267	18-17-6	12-21-8



WESTERN CONFERENCE STANDINGS 2009-2010

Rank	Team	GP	W	L	OT	Pts	GF	GA	Home	Away
1	z - San Jose Sharks	82	51	20	11	113	264	215	27-6-8	24-14-3
2	y - Chicago Blackhawks	82	52	22	8	112	271	209	29-8-4	23-14-4
3	y - Vancouver Canucks	82	49	28	5	103	272	222	30-8-3	19-20-2
4	x - Phoenix Coyotes	82	50	25	7	107	225	202	29-10-2	21-15-5
5	x - Detroit Red Wings	82	44	24	14	102	229	216	25-10-6	19-14-8
6	x - Los Angeles Kings	82	46	27	9	101	241	219	22-13-6	24-14-3
7	x - Nashville Predators	82	47	29	6	100	225	225	24-14-3	23-15-3
8	x - Colorado Avalanche	82	43	30	9	95	244	233	24-14-3	19-16-6
9	St. Louis Blues	82	40	32	10	90	225	223	18-18-5	22-14-5
10	Calgary Flames	82	40	32	10	90	204	210	20-17-4	20-15-6
11	Anaheim Ducks	82	39	32	11	89	238	251	25-11-5	14-21-6
12	Dallas Stars	82	37	31	14	88	237	254	23-11-7	14-20-7
13	Minnesota Wild	82	38	36	8	84	219	246	25-12-4	13-24-4
14	Columbus Blue Jackets	82	32	35	15	79	216	259	20-12-9	12-23-6
15	Edmonton Oilers	82	27	47	8	62	214	284	18-19-4	9-28-4

Note: x - Clinched Playoff Spot y - Clinched Division z - Clinched Conference p - Clinched Presidents' Trophy (best record in the NHL)

CONFERENCE QUARTERFINALS

Montreal defeats Washington (4-3)
 Pittsburgh defeats Ottawa (4-2)
 Boston defeats Buffalo (4-2)
 Philadelphia defeats New Jersey (4-1)
 San Jose defeats Colorado (4-2)
 Detroit defeats Phoenix (4-3)
 Chicago defeats Nashville (4-2)
 Vancouver defeats Los Angeles (4-2)

CONFERENCE SEMIFINALS

Montreal defeats Pittsburgh (4-3)
 Philadelphia defeats Boston (4-3)
 San Jose defeats Detroit (4-1)
 Chicago defeats Vancouver (4-2)

CONFERENCE FINALS

Philadelphia defeats Montreal (4-1)
 Chicago defeats San Jose (4-0)
STANLEY CUP
 Chicago defeats Philadelphia (4-2)





NHL AWARDS 2009-2010

Award	Winner
Hart Memorial Trophy	Henrik Sedin, Vancouver
Art Ross Trophy	Henrik Sedin, Vancouver
Calder Memorial Trophy	Tyler Myers, Buffalo
James Norris Memorial Trophy	Duncan Keith, Chicago
Vezina Trophy	Ryan Miller, Buffalo
Frank J. Selke Trophy	Pavel Datsyuk, Detroit
Jack Adams Award	Dave Tippett, Phoenix
Maurice Richard Trophy	Sidney Crosby, Pittsburgh/Steven Stamkos, Tampa Bay
Lady Byng Memorial Trophy	Martin St. Louis, Tampa Bay
Bill Masterton Memorial Trophy	Jose Theodore, Washington
William M Jennings Trophy	Martin Brodeur, New Jersey
Conn Smythe Trophy	Jonathan Toews, Chicago
King Clancy Memorial Trophy	Shane Doan, Phoenix Coyotes
Lester B. Pearson Award	Alex Ovechkin, Washington
Presidents' Trophy	Washington Capitals
Prince Of Wales Trophy	Philadelphia Flyers
Clarence S. Campbell Bowl	Chicago Blackhawks

NHL FIRST ALL-STAR TEAM

Position	Player
G	Ryan Miller, Buffalo
D	Mike Green, Washington
D	Duncan Keith, Chicago
C	Henrik Sedin, Vancouver
RW	Patrick Kane, Chicago
LW	Alex Ovechkin, Washington

NHL SECOND ALL-STAR TEAM

Position	Player
G	Ilya Bryzgalov, Phoenix
D	Nicklas Lidstrom, Detroit
D	Drew Doughty, Los Angeles
C	Sidney Crosby, Pittsburgh
RW	Martin St. Louis, Tampa Bay
LW	Daniel Sedin, Vancouver

National Hockey League Leaders

INDIVIDUAL SCORING LEADERS

Player	Team	GP	G	A	PTS	+/-	PIM	PP	SHG	GW	S	S%
Henrik Sedin	VAN	82	29	83	112	35	48	4	2	5	166	17.5
Sidney Crosby	PIT	81	51	58	109	15	71	13	2	6	298	17.1
Alex Ovechkin	WSH	72	50	59	109	45	89	13	0	7	368	13.6
Nicklas Backstrom	WSH	82	33	68	101	37	50	11	0	4	222	14.9
Steven Stamkos	TB	82	51	44	95	-2	38	24	1	5	297	17.2
Martin St. Louis	TB	82	29	65	94	-8	12	7	1	7	242	12.0
Brad Richards	DAL	80	24	67	91	-12	14	13	0	2	284	8.5
Joe Thornton	SJ	79	20	69	89	17	54	4	1	2	141	14.2
Patrick Kane	CHI	82	30	58	88	16	20	9	0	6	261	11.5
Marian Gaborik	NYR	76	42	44	86	15	37	14	1	4	272	15.4



DEFENSEMAN SCORING LEADERS

Player	Team	GP	G	A	PTS	+/-	PIM	PP	SHG	GW	S	S%
Mike Green	WSH	75	19	57	76	39	54	10	0	4	205	9.3
Duncan Keith	CHI	82	14	55	69	21	51	3	1	1	213	6.6
Drew Doughty	LA	82	16	43	59	20	54	9	0	5	142	11.3
Dan Boyle	SJ	76	15	43	58	6	70	6	0	3	180	8.3
Chris Pronger	PHI	82	10	45	55	22	79	5	0	2	175	5.7
Sergei Gonchar	PIT	62	11	39	50	-4	49	6	0	3	138	8.0
Tobias Enstrom	ATL	82	6	44	50	-5	30	2	0	0	109	5.5
Mark Streit	NYI	82	11	38	49	0	48	9	0	2	187	5.9
Nicklas Lidstrom	DET	82	9	40	49	22	24	5	0	1	194	4.6
Tomas Kaberle	TOR	82	7	42	49	-16	24	3	0	1	158	4.4

ROOKIE SCORING LEADERS

Player	Team	GP	G	A	PTS	+/-	PIM	PP	SHG	GW	S	S%
Matt Duchene	COL	81	24	31	55	1	16	10	1	2	180	13.0
John Tavares	NYI	82	24	30	54	-15	22	11	0	2	186	12.9
Tyler Myers	BUF	82	11	37	48	13	32	3	0	1	104	10.6
Niclas Bergfors	NJ/ATL	81	21	23	44	-10	10	9	0	6	217	9.7
Jamie Benn	DAL	82	22	19	41	-1	45	2	0	3	182	12.1
T.J. Galiardi	COL	70	15	24	39	6	28	2	1	3	120	12.5
Michael Del Zotto	NYR	80	9	28	37	-20	32	4	0	1	81	11.1
James van Riemsdyk	PHI	78	15	20	35	-1	30	4	0	6	173	8.7
Peter Regin	OTT	75	13	16	29	10	20	1	0	1	35	9.6
Artem Anisimov	NYR	82	12	16	28	-2	32	1	0	2	124	9.7

GOALS

Player	Team	GP	G
Sidney Crosby	PIT	81	51
Steven Stamkos	TB	82	51
Alex Ovechkin	WSH	72	50
Patrick Marleau	SJ	82	44
Marian Gaborik	NYR	76	42
Ilya Kovalchuk	ATL/NJ	76	41
Alexander Semin	WSH	73	40
Dany Heatley	SJ	82	39
Zach Parise	NJ	81	38
Alexandre Burrows	VAN	82	35
Bobby Ryan	ANA	81	35

ASSISTS

Player	Team	GP	A
Henrik Sedin	VAN	82	83
Joe Thornton	SJ	79	69
Nicklas Backstrom	WSH	82	68
Brad Richards	DAL	80	67
Martin St. Louis	TBL	82	65
Alex Ovechkin	WSH	72	59
Paul Stastny	COL	81	59
Sidney Crosby	PIT	81	58
Patrick Kane	CHI	82	58
Mike Green	WSH	75	57

GAME WINNING GOALS

Player	Team	GP	GWG
Dany Heatley	SJ	82	9
Patric Hornqvist	NSH	80	8
Daniel Sedin	VAN	63	8
Alex Ovechkin	WSH	72	7
Evgeni Malkin	PIT	67	7
Rich Peverley	ATL	82	7
Ryan Malone	TB	69	7
Troy Brouwer	CHI	78	7
Martin St. Louis	TB	82	7
Patrick Kane	CHI	82	6

SHOTS

Player	Team	GP	S
Alex Ovechkin	WSH	72	368
Zach Parise	NJ	81	347
Jeff Carter	PHI	74	319
Henrik Zetterberg	DET	74	309
Sidney Crosby	PIT	81	298
Phil Kessel	TOR	70	297
Steven Stamkos	TB	82	297
Vincent Lecavalier	TB	82	295
Ilya Kovalchuk	ATL/NJ	76	290
Brad Richards	DAL	80	284



POWER PLAY GOALS

Player	Team	GP	PPG
Steven Stamkos	TB	82	24
Dany Heatley	SJ	82	18
Marian Gaborik	NYR	76	14
Anze Kopitar	LA	82	14
Teemu Selanne	ANA	54	14
Tomas Holmstrom	DET	68	13
Eric Staal	CAR	70	13
Mike Richards	PHI	82	13
Evgeni Malkin	PIT	67	13
Brad Richards	DAL	80	13
Alex Ovechkin	WSH	72	13
Sidney Crosby	PIT	81	13

POWER PLAY POINTS

Player	Team	GP	PPP
Steven Stamkos	TB	82	41
Brad Richards	DAL	80	40
Anze Kopitar	LA	82	38
Nicklas Backstrom	WSH	82	37
Martin St. Louis	TB	82	37
Alex Ovechkin	WSH	72	36
Mike Green	WSH	75	35
Sidney Crosby	PIT	81	34
Mike Richards	PHI	82	31
Daniel Alfredsson	OTT	70	31
Drew Doughty	LA	82	31

PLUS/MINUS

Player	Team	GP	+/-
Jeff Schultz	WSH	73	50
Alex Ovechkin	WSH	72	45
Mike Green	WSH	75	39
Nicklas Backstrom	WSH	82	37
Daniel Sedin	VAN	63	36
Alexander Semin	WSH	73	36
Christian Ehrhoff	VAN	80	36
Henrik Sedin	VAN	82	35
Alexandre Burrows	VAN	82	34
Mark Fistric	DAL	67	27

SHORT-HANDED GOALS

Player	Team	GP	SHG
Marian Hossa	CHI	57	5
Alexandre Burrows	VAN	82	5
Patrick Marleau	SJ	82	4
Rene Bourque	CGY	73	4
Ethan Moreau	EDM	76	3
Darren Helm	DET	75	3
Radek Dvorak	FLA	76	3
Kris Versteef	CHI	79	3
Todd Marchant	ANA	78	3
Chris Thorburn	ATL	76	3
Vernon Fiddler	PHX	76	3
Curtis Glencross	CGY	67	3

SHORT-HANDED POINTS

Player	Team	GP	SHP
Alexandre Burrows	VAN	82	7
Marian Hossa	CHI	57	6
Duncan Keith	CHI	82	5
Rich Peverley	ATL	82	5
Kris Versteeg	CHI	79	4
Jamie Langenbrunner	NJ	81	4
T.J. Galiardi	COL	70	4
Niklas Kronwall	DET	48	4
Patrick Marleau	SJ	82	4
Rick Nash	CBJ	76	4

ROOKIE GOALS

Player	Team	GP	G
Matt Duchene	COL	81	24
John Tavares	NYI	82	24
Jamie Benn	DAL	82	22
Niclas Bergfors	NJ/ATL	81	21
T.J. Galiardi	COL	70	15
James van Riemsdyk	PHI	78	15
Evander Kane	ATL	66	14
Peter Regin	OTT	75	13
Artem Anisimov	NYR	82	12
Tyler Myers	BUF	82	11



ROOKIE ASSISTS

Player	Team	GP	A
Tyler Myers	BUF	82	37
Matt Duchene	COL	81	31
John Tavares	NYI	82	30
Michael Del Zotto	NYR	80	28
T.J. Galiardi	COL	70	24
Niclas Bergfors	NJ/ATL	81	23
Erik Karlsson	OTT	60	21
James van Riemsdyk	PHI	78	20
Jamie Benn	DAL	82	19
Tyler Bozak	TOR	37	19

WINS

Player	Team	GP	W
Martin Brodeur	NJ	77	45
Evgeni Nabokov	SJ	71	44
Ilya Bryzgalov	PHX	69	42
Ryan Miller	BUF	69	41
Roberto Luongo	VAN	68	40

SAVE PERCENTAGE

Player	Team	GP	GA	SA	%
Tuukka Rask	BOS	45	84	1137	.931
Ryan Miller	BUF	69	150	1948	.929
Tomas Vokoun	FLA	63	157	1924	.925
Jaroslav Halak	MTL	45	105	1281	.924
Jimmy Howard	DET	63	141	1708	.924

SHUTOUTS

Player	Team	GP	SO
Martin Brodeur	NJD	77	9
Ilya Bryzgalov	PHX	69	8
Craig Anderson	COL	71	7
Pekka Rinne	NSH	58	7
Antti Niemi	CHI	39	7
Tomas Vokoun	FLA	63	7

GOALS AGAINST AVERAGE

Player	Team	GP	GA	GAA	W	L	OT
Tuukka Rask	BOS	45	84	1.97	39	22	12
Ryan Miller	BUF	69	150	2.22	41	18	8
Martin Brodeur	NJ	77	168	2.24	45	25	6
Antti Niemi	CHI	39	82	2.25	26	7	4
Jimmy Howard	DET	63	141	2.26	37	15	10
Ilya Bryzgalov	PHX	69	156	2.29	42	20	6
Miikka Kiprusoff	CGY	73	163	2.31	35	28	10
Henrik Lundqvist	NYR	73	167	2.38	35	27	10
Jaroslav Halak	MTL	45	105	2.40	26	13	5
Evgeni Nabokov	SJ	71	170	2.43	44	16	10



INDIVIDUAL REGULAR SEASON SCORING STATS

Pos	#	Player	GP	G	A	P	+/-	PIM	PP	SH	GW	OT	S	S%	TOI/G	Sft/G	FO%
C	9	Derek Roy	80	26	43	69	9	48	10	1	6	3	215	12.1	19:22	23.8	50.4
C	19	Tim Connolly	73	17	48	65	10	28	7	1	5	2	206	8.3	18:37	24.1	46.9
R	29	Jason Pominville	82	24	38	62	13	22	8	0	2	0	252	9.5	18:44	23.8	35.0
L	26	Thomas Vanek	71	28	25	53	9	42	10	0	6	0	182	15.4	16:45	21.3	22.2
D	57	Tyler Myers	82	11	37	48	13	32	3	0	1	0	104	10.6	23:44	27.9	0.0
C	55	Jochen Hecht	79	21	21	42	14	35	3	0	2	0	224	9.4	17:11	22.9	45.3
R	21	Drew Stafford	71	14	20	34	4	35	5	0	1	0	181	7.7	14:28	18.8	47.7
L	41	Clarke MacArthur	60	13	13	26	-14	47	3	0	3	0	99	13.1	14:22	18.7	43.4
L	13	Tim Kennedy	78	10	16	26	-3	50	1	0	3	0	98	10.2	12:57	17.8	33.5
D	4	Steve Montador	78	5	18	23	0	75	0	0	2	0	134	3.7	17:05	21.7	0.0
C	28	Paul Gaustad	65	12	10	22	-7	82	3	0	1	0	111	10.8	15:44	21.7	57.4
R	25	Mike Grier	73	10	12	22	-4	14	0	0	2	0	123	8.1	15:47	20.6	38.5
D	34	Chris Butler	59	1	20	21	-15	22	0	0	0	0	61	1.6	20:01	25.0	0.0
D	10	Henrik Tallinder	82	4	16	20	13	32	0	0	0	0	53	7.5	20:36	25.7	0.0
D	5	Toni Lydman	67	4	16	20	10	30	0	0	1	0	77	5.2	18:51	24.2	0.0
R	36	Patrick Kaleta	55	10	5	15	2	89	0	2	4	1	64	15.6	10:09	14.5	0.0
D	52	Craig Rivet	78	1	14	15	-6	100	0	0	0	0	63	1.6	18:13	24.1	0.0
C	22	Adam Mair	69	6	8	14	-2	73	0	0	0	0	67	9.0	9:14	13.8	52.2
L	37	Matt Ellis	72	3	10	13	-1	12	0	0	1	0	112	2.7	9:03	13.3	50.0
D	44	Andrej Sekera	49	4	7	11	-1	6	0	0	0	0	59	6.8	17:26	21.9	0.0
L	63	Tyler Ennis	10	3	6	9	1	6	0	0	0	0	23	13.0	15:20	19.4	41.9
C	42	Nathan Gerbe	10	2	3	5	1	4	2	0	1	0	29	6.9	14:38	19.1	33.3
L	17	Raffi Torres	14	0	5	5	-3	2	0	0	0	0	21	0.0	13:20	17.6	33.3
R	12	Mark Mancari	6	1	1	2	3	4	0	0	0	0	19	5.3	14:04	17.8	0.0
D	38	Nathan Paetsch	11	1	1	2	2	6	0	0	0	0	9	11.1	9:39	14.2	0.0
L	20	Daniel Paille	2	0	1	1	1	0	0	0	0	0	2	0.0	10:22	12.5	0.0

INDIVIDUAL REGULAR SEASON GOALTENDER STATS

Pos	#	Player	GP	MIN	W	L	OT	SV	GA	GAA	SV%	SO
G	30	Ryan Miller	69	4,047	41	18	8	1948	150	2.22	.929	5
G	40	Patrick Lalime	16	854	4	8	2	392	40	2.81	.907	0
G	1	Jhonas Enroth	1	58	0	1	0	33	4	4.14	.892	0



2009-2010 INDIVIDUAL SCORING BREAKDOWN

Player	Even Strength			Power Play			Short-Handed			GP	Home				+/-	GP	Away				+/-
	G	A	TP	G	A	TP	G	A	TP		G	A	TP	G			A	TP	G	A	
Chris Butler	1	8	9	0	12	12	0	0	0	30	0	9	9	-14	29	1	11	12	-1		
Tim Connolly	9	27	36	7	20	27	1	1	2	38	8	24	32	3	35	9	24	33	7		
Matt Ellis	3	10	13	0	0	0	0	0	0	38	1	5	6	-2	34	2	5	7	1		
Tyler Ennis	3	3	6	0	3	3	0	0	0	3	2	4	6	4	7	1	2	3	-3		
Paul Gaustad	9	8	17	3	2	5	0	0	0	30	7	6	13	-1	35	5	4	9	-6		
Nathan Gerbe	0	3	3	2	0	2	0	0	0	4	2	1	3	1	6	0	2	2	0		
Mike Grier	10	11	21	0	0	0	0	1	1	35	3	6	9	-2	38	7	6	13	-2		
Jochen Hecht	18	21	39	3	0	3	0	0	0	41	10	9	19	9	38	11	12	23	5		
Patrick Kaleta	8	5	13	0	0	0	2	0	2	26	2	1	3	-3	29	8	4	12	5		
Tim Kennedy	9	15	24	1	1	2	0	0	0	40	3	7	10	-9	38	7	9	16	6		
Toni Lydman	4	14	18	0	2	2	0	0	0	32	2	8	10	9	35	2	8	10	1		
Clarke MacArthur	10	9	19	3	4	7	0	0	0	31	9	7	16	-4	29	4	6	10	-10		
Adam Mair	6	7	13	0	1	1	0	0	0	34	4	4	8	-2	35	2	4	6	0		
Mark Mancari	1	1	2	0	0	0	0	0	0	2	1	1	2	3	4	0	0	0	0		
Steve Montador	5	17	22	0	1	1	0	0	0	38	3	5	8	4	40	2	13	15	-4		
Tyler Myers	8	23	31	3	-13	16	0	1	1	41	7	22	29	9	41	4	15	19	4		
Nathan Paetsch	1	1	2	0	0	0	0	0	0	5	0	1	1	1	6	1	0	1	1		
Daniel Paille	0	1	1	0	0	0	0	0	0	2	0	1	1	1	0	0	0	0	0		
Jason Pominville	16	26	42	8	12	20	0	0	0	41	12	21	33	15	41	12	17	29	-2		
Craig Rivet	1	8	9	0	6	6	0	0	0	39	0	10	10	-11	39	1	4	5	5		
Derek Roy	15	28	43	10	15	25	1	0	1	40	14	21	35	8	40	12	22	34	1		
Andrej Sekera	4	6	10	0	1	1	0	0	0	27	3	5	8	5	22	1	2	3	-6		
Drew Stafford	9	14	23	5	6	11	0	0	0	39	11	9	20	-1	32	3	11	14	5		
Henrik Tallinder	4	15	19	0	0	0	0	1	1	41	3	8	11	11	41	1	8	9	2		
Raffi Torres	0	4	4	0	1	1	0	0	0	5	0	5	5	0	9	0	0	0	-3		
Thomas Vanek	18	17	35	10	8	18	0	0	0	36	15	14	29	3	35	13	11	24	6		



2009-2010 INDIVIDUAL SCORING BREAKDOWN

Player	1st	2nd	3rd/OT	IH	EV	PP	SH	GW	H	R	TOT	REC
Butler	-	1	-	-	1	-	-	-	-	1	1	1-0-0
Connolly	3	6	8	11	9	7	1	5	8	9	17	9-4-2
Ellis	1	2	-	2	3	-	-	1	1	2	3	2-1-0
Ennis	-	1	2	1	3	-	-	-	2	1	3	3-0-0
Gaustad	3	4	5	8	9	3	-	1	7	5	12	9-3-0
Gerbe	-	2	-	1	-	2	-	1	2	-	2	2-0-0
Grier	1	4	5	8	10	-	-	2	3	7	10	8-0-1
Hecht	6	8	7	8	18	3	-	2	10	11	21	13-3-2
Kaleta	1	6	3	6	8	-	2	4	2	8	10	8-1-0
Kennedy	3	4	3	4	9	1	-	3	4	6	10	8-2-0
Lydman	1	3	-	1	4	-	-	1	2	2	4	3-1-0
MacArthur	4	5	4	10	10	3	-	3	9	4	13	9-3-1
Mair	1	3	2	-	6	-	-	-	4	2	6	5-1-0
Mancari	1	0	0	-	1	-	-	-	1	-	1	1-0-0
Montador	1	3	1	2	5	-	-	2	3	2	5	3-2-0
Myers	8	2	1	3	8	3	-	-	7	4	11	8-1-1
Paetsch	1	-	-	1	1	-	-	-	-	1	1	1-0-0
Pominville	8	5	11	10	16	8	-	2	12	12	24	12-9-1
Roy	11	6	9	10	15	10	1	6	14	12	26	14-7-1
Rivet	-	-	1	-	1	-	-	-	-	1	1	0-0-1
Sekera	1	1	2	2	4	-	-	-	3	1	4	2-2-0
Stafford	5	4	5	9	7	7	-	1	11	3	14	6-2-2
Tallinder	1	1	2	2	4	-	-	-	3	1	4	4-0-0
Torres(CLB)	7	5	7	10	12	7	-	3	8	11	19	9-4-3
Torres(BUF)	-	-	-	-	-	-	-	-	-	-	-	0-0-0
Vanek	7	12	9	11	18	10	-	6	15	13	28	17-5-2

MULTI-POINT GAMES

FORWARDS	2pts	3pts	4pts	5pts
Connolly	13	3	1	-
Ennis	1	1	-	-
Ellis	1	-	-	-
Gaustad	2	-	-	-
Gerbe	1	-	-	-
Grier	2	1	-	-
Hecht	5	2	-	-
Kaleta	3	-	-	-
Kennedy	2	-	-	-
MacArthur	3	-	-	-
Mair	1	-	-	-
Mancari	1	-	-	-
Pominville	12	3	-	-
Roy	12	3	1	-
Stafford	5	1	-	-
Torres	-	1	-	-
Vanek	7	2	1	-

MULTI-POINT GAMES

DEFENSE	2pts	3pts	4pts	5pts
Butler	2	-	-	-
Lydman	3	-	-	-
Montador	3	-	-	-
Myers	3	2	1	-
Rivet	1	-	-	-
Sekera	1	1	-	-
Tallinder	3	-	-	-



Season in Review 2009-2010

Real-Time Stat Leaders

HITS

Player	GP	Hits
*Cal Clutterbuck	74	318
Patrick Kaleta	55	148
Toni Lydman	67	126
Paul Gaustad	65	112
Mike Grier	73	97
Adam Mair	69	95
Tyler Myers	82	91
Tim Kennedy	78	87
Henrik Tallinder	82	63
Craig Rivet	78	61
Drew Stafford	71	59

BLOCKED SHOTS

Player	GP	BS
*Dennis Seidenberg	79	215
Tyler Myers	82	137
Toni Lydman	67	98
Henrik Tallinder	82	95
Steve Montador	78	81
Chris Butler	59	66
Craig Rivet	78	56
Derek Roy	80	47
Andrej Sekera	49	47
Tim Connolly	73	46
Mike Grier	73	44

TAKE AWAYS

Player	GP	TA
*Pavel Datsyuk	80	132
Derek Roy	80	51
Jason Pominville	82	49
Jochen Hecht	79	43
Thomas Vanek	71	34
Tim Kennedy	78	30
Tyler Myers	82	30
Tim Connolly	73	22
Mike Grier	73	22
Henrik Tallinder	82	22
Drew Stafford	71	21

FACE-OFF BREAKDOWN

Player	GP	FOW	FOL	TOT	F0%
*Scott Nichol	79	504	328	832	60.6
Paul Gaustad	65	599	444	1043	57.4
Adam Mair	69	93	85	178	52.2
Derek Roy	80	617	608	1225	50.4
Matt Ellis	72	141	141	282	50.0
Drew Stafford	71	41	45	86	47.7
Tim Connolly	73	358	406	764	46.9
Jochen Hecht	79	146	176	322	45.3
Clarke MacArthur	60	62	81	143	43.4
Tyler Ennis	10	13	18	31	41.9
Mike Grier	73	20	32	52	38.5

*NHL Leaders

Team Records

TEAM RECORDS

Record	Buffalo Sabres	Record	Buffalo Sabres
Last game:	April 11 @ NEW JERSEY (2-1 L)	Tied after 2 periods	9 - 5 - 7
Overall record/streak:	45 - 27 - 10 / Lost 1	OT Record - This Season:	10 - 10
Home record/streak:	25 - 10 - 6 / Win 3 / Undef 3	OT Record - Franchise:	109 - 107 - 215
Road record/streak:	20 - 17 - 4 / Lost 1	Shootout Record - This Season:	4 - 6
Last 5 Games:	2 - 3 - 0	Shootout Record - Franchise:	31 - 29
Last 10 Games:	5 - 5 - 0	Outshooting opponent:	16 - 15 - 4
1-Goal Games:	21 - 9 - 10	Outshot by opponent:	27 - 11 - 4
2-Goal Games:	8 - 10	Even shots:	2 - 1 - 2
3-Goal Games:	16 - 8	vs. Northeast:	12 - 8 - 4
Scoring first:	31 - 6 - 4	vs. Atlantic:	11 - 7 - 2
Opponent scoring first:	14 - 21 - 6	vs. Southeast:	12 - 7 - 1
Leading after 1 period:	21 - 4 - 2	vs. EASTERN CONFERENCE:	35 - 22 - 7
Trailing after 1 period:	7 - 15 - 5	vs. Central:	4 - 1 - 1
Tied after 1 period:	17 - 8 - 3	vs. Pacific:	4 - 2 - 1
Leading after 2 periods:	30 - 0 - 0	vs. Northwest:	2 - 2 - 1
Trailing after 2 periods:	6 - 22 - 3	vs. WESTERN CONFERENCE:	10 - 5 - 3

MONTH-BY-MONTH

Month	W-L-OT	POINTS	Month	W-L-OT	POINTS
October:	8-2-1	17	February:	1-4-2	4
November:	7-5-1	15	March:	10-5-1	21
December:	9-4-2	20	April:	2-4-0	4
January:	8-3-3	19	TOTALS:	45-27-10	100



Season in Review 2009-2010

Team Records

GOALS BY PERIOD

Team	1st	2nd	3rd	OT	T	Avg
Sabres	67	84	74	6	231	(2.8 avg.)
Opponent	65	65	67	4	201	(2.5 avg.)

SHOTS BY PERIOD

Team	1st	2nd	3rd	OT	T	Avg
Sabres	859	870	813	46	2588	(31.6 avg.)
Opponent	835	896	803	39	2573	(31.4 avg.)

POWERPLAY

Sabres	G	Att	Pct
Overall	55	313	17.6 (17th NHL)
Home	34	160	21.8 (8th NHL)
Road	21	153	13.7 (25th NHL)

Note: 3 short-handed goals allowed (T-3rd NHL)

PENALTY KILLING

Sabres	G	Att	Pct
Overall	38	284	86.6 (2nd NHL)
Home	13	128	89.9 (1st NHL)
Road	25	156	84.0 (6th NHL)

Note: 4 short-handed goals scored (T-23rd NHL)

PENALTY KILLING

Sabres	G	Att	Pct
Overall	82	918	11.2 (4th NHL)

SITUATIONAL GOALS

Sabres	For	Against
5 on 5:	159	145
5 on 4:	49	3
5 on 3:	3	0
4 on 4:	7	8
4 on 3:	3	0
3 on 3:	0	0
3 on 4:	0	2
3 on 5:	0	2
4 on 5:	4	34
Empty Net:	3	7
Penalty Shot:	3	0
TOTALS:	231	201

SABRES SPECIAL TEAM SCORING - POWER PLAYS

Player	G	A	Pts
Tim Connolly	7	20	27
Derek Roy	10	15	25
Jason Pominville	8	12	20
Thomas Vanek	10	8	18
Tyler Myers	3	13	16
Chris Butler	0	12	12
Drew Stafford	5	6	11
Craig Rivet	0	6	6
Paul Gaustad	3	2	5
Jochen Hecht	3	0	3
Tyler Ennis	0	3	3
Nathan Gerbe	2	0	2
Tim Kennedy	1	1	2
Toni Lydman	0	2	2
Andrej Sekera	0	1	1
Adam Mair	0	1	1
Raffi Torres	0	1	1
Steve Montador	0	1	1

SABRES SPECIAL TEAM SCORING - SHORT-HANDED

Player	G	A	Pts
Patrick Kaleta	2	0	2
Tim Connolly	1	1	2
Derek Roy	1	0	1
Michael Grier	0	1	1
Henrik Tallinder	0	1	1
Tyler Myers	0	1	1

INDIVIDUAL LEADERS

Player	Leader
Points:	D. Roy (69), T. Connolly (65), J. Pominville (62)
Goals:	T. Vanek (28), D. Roy (26), J. Pominville (24)
Assists:	T. Connolly (48), D. Roy (43), J. Pominville (38)
PP Goals:	D. Roy (10), T. Vanek (10), J. Pominville (8)
SH Goals:	P. Kaleta (2), T. Connolly (1), D. Roy (1)
GW Goals:	D. Roy (6), T. Vanek (6), T. Connolly (5)
3+ Goals:	T. Vanek (1), J. Pominville (1), D. Roy (1)
PIM:	C. Rivet (100), P. Kaleta (89), P. Gaustad (82)
Shots:	J. Pominville (252), J. Hecht (224), D. Roy (215)
Plus/Minus:	J. Hecht (+14), H. Tallinder (+13), J. Pominville (+13)

GOALTENDERS

Goaltender	GP	MIN	GA	GAA	W	L	OT/SO
Miller	69	4047	150	2.22	41	18	8
Lalime	16	854	40	2.81	4	8	2
Enroth	1	58	4	1.14	0	1	0



2005-2006 (5-5)

Date	SDG	Losing Goalie	Score
Oct. 13, 2005	Daniel Briere	John Grahame	BUF 4 @ TB 3
Nov. 22, 2005	Jaromir Jagr	Martin Biron	NYR 3 @ BUF 2
Nov. 23, 2005	Ales Kotalik	Rick DiPietro	BUF 4 @ NYI 3
Dec. 19, 2005	Maxim Afinogenov	Antero Niittymaki	BUF 2 @ PHI 1
Dec. 29, 2005	Mats Sundin	Martin Biron	BUF 3 @ TOR 4
Jan. 12, 2006	Geoff Sanderson	Martin Biron	PHX 2 @ BUF 1
Feb. 4, 2006	Thomas Vanek	Dominik Hasek	OTT 1 @ BUF 2
Feb. 12, 2006	Eric Staal	Ryan Miller	BUF 3 @ CAR 4
Mar. 27, 2006	Petr Sykora	Ryan Miller	BUF 4 @ NYR 5
Apr. 3, 2006	Maxim Afinogenov	J-S Aubin	BUF 3 @ TOR 2

2006-2007 (10-4)

Date	SDG	Losing Goalie	Score
Oct. 4, 2006	Daniel Briere	Cam Ward	BUF 3 @ CAR 2
Oct. 6, 2006	Maxim Afinogenov	Cristobal Huet	MTL 4 @ BUF 5
Oct. 13, 2006	Ales Kotalik	Dominik Hasek	BUF 3 @ DET 2
Oct. 28, 2006	Slava Kozlov	Ryan Miller	ATL 5 @ BUF 4
Nov. 2, 2006	Ales Kotalik	Tim Thomas	BUF 5 @ BOS 4
Dec. 1, 2006	Daniel Briere	Kevin Weekes	NYR 3 @ BUF 4
Dec. 9, 2006	Thomas Vanek	Cristobal Huet	BUF 3 @ MTL 2
Jan. 15, 2007	Marco Sturm	Ryan Miller	BUF 2 @ BOS 3
Jan. 19, 2007	Ales Kotalik	Dany Sabourin	VAN 3 @ BUF 4
Feb. 6, 2007	Daniel Briere	Kari Lehtonen	BUF 4 @ ATL 3
Feb. 10, 2007	Ales Kotalik	Miikka Kiprusoff	CGY 2 @ BUF 3
Feb. 17, 2007	Petr Tenkrat	Ryan Miller	BOS 4 @ BUF 3
Feb. 22, 2007	Drew Stafford	Martin Gerber	OTT 5 @ BUF 6
Mar. 13, 2007	Sidney Crosby	Ryan Miller	BUF 4 @ PIT 5

2007-2008 (4-8)

Date	SDG	Losing Goalie	Score
Dec. 22, 2007	Ales Kotalik	Martin Biron	BUF 6 @ PHIL 5
Dec. 28, 2007	Zach Parise	Ryan Miller	BUF 1 @ NJ 2
Jan. 1, 2008	Sidney Crosby	Ryan Miller	PIT 2 @ BUF 1
Jan. 8, 2008	Patrik Elias	Ryan Miller	BUF 1 @ NJ 2
Jan. 10, 2008	Dean McAmmond	Jocelyn Thibault	BUF 2 @ OTT 3
Jan. 12, 2008	Zach Parise	Ryan Miller	NJ 3 @ BUF 2
Feb. 1, 2008	Eric Perrin	Jocelyn Thibault	BUF 4 @ ATL 5
Feb. 6, 2008	Drew Stafford	Martin Brodeur	NJ 2 @ BUF 3
Feb. 8, 2008	Phil Kessel	Ryan Miller	BOS 3 @ BUF 2
Feb. 25, 2008	Daniel Briere	Ryan Miller	PHIL 4 @ BUF 3
Mar. 10, 2008	Scott Gomez	Ryan Miller	NYR 3 @ BUF 2
Mar. 27, 2008	Derek Roy	Martin Gerber	BUF 4 @ OTT 3
Apr. 1, 2008	Maxim Afinogenov	Andrew Raycroft	BUF 4 @ TOR 3

2008-2009 (8-5)

Date	SDG	Losing Goalie	Score
Oct. 10, 2008	Ales Kotalik	Carey Price	MTL 1 @ BUF 2
Oct. 18, 2008	Slava Kozlov	Patrick Lalime	BUF 2 @ ATL 3
Oct. 21, 2008	Thomas Vanek	Manny Fernandez	BOS 2 @ BUF 3
Oct. 25, 2008	Ryan Smyth	Ryan Miller	BUF 1 @ COL 2
Dec. 27, 2008	Ales Kotalik	Joey MacDonald	NYI 3 @ BUF 4
Jan. 9, 2009	Ales Kotalik	Stephen Valliquette	NYR 1 @ BUF 2
Jan. 15, 2009	Jason Pominville	Marty Turco	BUF 5 @ DAL 4
Jan. 19, 2009	Ales Kotalik	Tomas Vokoun	BUF 3 @ FLA 2
Feb. 7, 2009	Mike Fisher	Ryan Miller	BUF 2 @ OTT 3
Feb. 13, 2009	Derek Roy	Evgeni Nabokov	SJ 5 @ BUF 6
Feb. 26, 2009	Jussi Jokinen	Patrick Lalime	BUF 1 @ CAR 2
Mar. 14, 2009	Brett Sterling	Patrick Lalime	ATL 4 @ BUF 3
Mar. 28, 2009	Toni Lydman	Carey Price	BUF 4 @ MTL 3



2009-2010 (4-6)

Date	SDG	Losing Goalie	Score
Oct. 24, 2009	Tyler Myers	Mike Smith	BUF 3 @TB 2
Nov. 13, 2009	Jason Pominville	Miikka Kiprusoff	CGY 1 @ BUF 2
Dec. 19, 2009	Kris Letang	Patrick Lalime	PIT 2 @ BUF 1
Dec. 26, 2009	Alexei Kovalev	Ryan Miller	OTT 3 @ BUF 2
Jan. 9, 2010	Matt Hendricks	Patrick Lalime	COL 4 @ BUF 3
Jan. 16, 2010	Trent Hunter	Ryan Miller	BUF 2 @ NYR 3
Jan. 21, 2010	Dustin Brown	Ryan Miller	BUF 3 @ LAK 4
Jan. 27, 2010	Jochen Hecht	Martin Brodeur	NJD 1 @ BUF 2
Feb. 9, 2010	David Krejci	Ryan Miller	BOS 3 @ BUF 2
Mar. 24, 2010	Jason Pominville	Carey Price	MON 2 @ BUF 3

All-Time Shootout Stats

BUFFALO SHOOTERS

Player	Goals	Attempts	Pct	GDG
Ales Kotalik	18	36	50.0	9
Jason Pominville	9	22	40.9	3
Drew Stafford	9	26	34.6	2
Daniel Briere	8	18	44.4	4
Thomas Vanek	8	34	23.5	3
Derek Roy	7	22	31.8	2
Maxim Afinogenov	6	14	42.9	4
Tim Connolly	4	21	19.0	1
Jochen Hecht	3	6	50.0	1
Toni Lydman	1	1	100.0	1
Tyler Myers	1	3	33.3	1
Henrik Tallinder	1	3	33.3	0
Dainius Zubrus	0	1	0.0	0
Steve Bernier	0	1	0.0	0
Adam Mair	0	1	0.0	0
Patrick Kaleta	0	1	0.0	0
Tim Kennedy	0	1	0.0	0
Chris Drury	0	2	0.0	0
Clarke MacArthur	0	7	0.0	0

BUFFALO GOALTENDERS

Player	GA	SA	Pct	W-L
Ryan Miller	48	167	.713	29-20
Patrick Lalime	9	23	.609	0-4
Martin Biron	5	12	.583	2-3
Jocelyn Thibault	3	10	.700	0-2
Mika Noronen	1	1	.000	---

- Notes:* Most Wins in a Season: 10 (2006-07)
 Fewest Losses in a season: 4 (2006-07)
 Most shootouts: 14 (2006-07)
 Longest Shootout: 8 rounds/16 shooters (2/17/07 vs. Boston)



2009-2010 PLAYER GAME-BY-GAME STATS

Game	Opponent	#4 Montador	#5 Lydman	#9 Roy	#10 Tallinder	#12 Mancari	#13 Kennedy	#17 Torres	#19 Connolly
Oct 3	Vs MTL	0-0 2/-1 22:49	INJ	0-1 2/0 20:35	0-0 1/0 17:17	MIN	0-0 2/-1 13:00		1-0 2/0 19:21
Oct 8	Vs PHX	0-0 2/0 17:46	INJ	0-1 5/0 18:13	0-0 0/1 14:46	MIN	0-0 3/0 10:53		0-0 1/1 20:18
Oct 10	@ NSH	0-0 2/0 16:31	INJ	0-0 3/0 19:20	0-0 1/0 21:27	MIN	0-1 5/1 13:30		0-0 4/0 17:45
Oct 13	Vs DET	0-0 4/0 17:28	0-0 4/0 17:28	0-0 1/0 16:49	0-3 3/3 17:34	MIN	0-0 1/5 20:33		0-0 1/0 18:30
Oct 16	Vs NYI	0-0 1/0 19:24	0-0 0/0 23:30	0-0 2/-1 17:57	0-1 0/1 15:27	MIN	0-0 2/1 12:32		1-1 4/0 16:15
Oct 17	Vs ATL	0-0 1/0 20:27	0-0 3/0 19:30	0-0 3/-1 17:35	0-0 0/-1 15:40	MIN	0-0 2/0 9:39		0-2 6/0 19:46
Oct 21	@ FLA	0-1 2/1 19:12	0-0 2/1 17:50	0-1 3/2 16:58	0-2 0/2 18:16	MIN	0-1 3/1 10:50		0-1 1/-1 17:23
Oct 24	@ TB	0-0 0/-1 15:15	INJ	0-1 2/0 21:07	0-0 0/1 20:57	MIN	0-1 1/1 12:32		0-0 5/-1 18:15
Oct 28	@ NJ	0-2 1/2 15:18	INJ	0-0 0/0 14:49	0-0 0/0 18:59	MIN	1-0 (W) 2/1 13:11		0-1 2/1 17:37
Oct 30	Vs TOR	0-0 1/0 15:40	INJ	0-1 2/0 20:42	0-0 0/1 21:05	MIN	0-0 0/-1 13:02		2-1 (W) 4/0 18:04
Oct 31	@ NYI	0-0 3/0 18:22	INJ	0-0 1/-1 18:55	0-0 2/-1 17:47	MIN	0-0 0/-1 12:17		0-0 3/-1 17:56
Nov 4	Vs NYI	0-0 2/0 17:17	INJ	1-0 (W) 4/0 12:42	0-1 2/1 18:06	MIN	0-0 1/0 15:14		0-1 4/0 19:16
Nov 6	Vs PHI	0-0 2/0 18:36	INJ	1-1 2/-1 18:03	0-0 2/-1 19:00	MIN	0-0 2/-1 13:38		0-1 1/-2 18:31
Nov 7	@ BOS	0-0 2/-2 16:49	INJ	1-0 4/-1 19:02	0-0 0/1 16:42	MIN	0-0 2/0 15:05		0-1 2/1 17:02
Nov 11	Vs EDM	1-0 (W) 4/1 17:22	INJ	0-1 3/0 17:34	0-0 0/0 18:53	MIN	0-0 1/0 11:03		0-2 1/2 19:44
Nov 13	Vs CGY	0-0 6/0 20:09	INJ	1-0 7/0 25:21	0-0 0/0 23:27	MIN	0-0 1/0 13:03		0-0 3/-1 20:00
Nov 14	@ PHI	0-0 1/1 18:02	INJ	0-1 1/-2 21:04	0-0 0/-1 17:21	MIN	0-1 1/1 12:34		0-0 3/0 15:54
Nov 18	Vs FLA	0-0 1/0 20:16	INJ	0-0 0/-2 16:04	0-0 0/-2 18:20	MIN	0-0 1/-1 19:21		0-0 1/1-2 22:13
Nov 20	Vs BOS	0-0 1/0 17:48	0-0 0/0 18:20	0-0 1/0 22:17	0-0 0/-1 22:10	MIN	0-0 0/-1 11:39		0-0 1/-1 18:59
Nov 21	@ OTT	0-0 1/-3 15:09	0-0 2/-3 13:12	0-2 4/0 19:07	0-2 2/1 19:41	MIN	0-0 0/0 10:03		0-1 1/-2 19:14
Nov 25	@ WSH	0-0 2/-1 17:33	0-0 1/-1 16:13	0-0 3/-1 20:13	0-0 0/-1 19:41	MIN	0-0 0/-1 13:51		0-0 1/0 14:53
Nov 27	@ PHI	0-1 1/0 21:01	0-1 0/1 15:45	0-0 0/0 20:43	0-0 0/0 24:42	MIN	0-0 4/-1 19:58		2-2 (W) 4/2 21:13
Nov 28	Vs CAR	0-0 1/1 18:24	0-0 0/1 19:22	1-1 3/0 17:08	0-0 0/0 16:58	MIN	0-1 2/2 12:08		0-0 1/0 21:05
Nov 30	@ TOR	0-1/0/1 16:21	0-0 2/1 16:53	0-1 2/2 20:13	1-0 3/1 20:54	MIN	1-0 (W) 1/1 15:39		0-0 2/0 17:55
Dec 3	Vs MTL	0-0 1/0 18:34	0-0 2/1 17:41	1-1 (W) 6/2 22:46	0-1 3/3 21:45	MIN	1-0 2/2 17:08		0-0 1/1 16:42
Dec 5	Vs NYR	0-0 1/0 18:33	0-0 1/0 16:01	0-0 3/0 20:38	0-0 1/-1 19:45	MIN	0-0 3/0 17:22		0-0 6/0 18:38
Dec 7	Vs NJ	0-0 1/-1 12:27	0-0 0/0 17:54	0-0 1/0 15:56	0-0 0/-1 24:06	MIN	0-0 1/-1 15:30		0-0 3/-1 18:06
Dec 9	Vs WSH	1-0 (W) 2/1 16:38	0-0 1/0 16:56	0-2 1/2 15:02	1-0 2/1 22:39	MIN	0-0 1/1 17:47		0-0 1/0 16:36
Dec 11	Vs CHI	0-0 1/1 17:11	0-0 0/-1 14:51	0-0 5/0 23:40	0-0 0/0 21:15	MIN	0-1 2/0 13:48		0-1 1/0 17:25
Dec 12	@ NYR	0-0 5/0 19:14	0-1 1/1 14:09	1-0 4/1 22:32	0-1 1/2 21:49	0-0 1/0 7:09	0-0 0/0 13:17		0-0 1/1 14:44
Dec 14	@ MTL	0-0 0/0 17:02	0-0 1/1 14:48	0-1 1/1 18:20	0-0 0/1 17:55	MIN	1-0 2/1 13:18		0-1 2/0 19:41
Dec 16	@ OTT	0-0 0/-1 16:11	0-0 0/0 13:41	0-0 2/0 21:28	0-0 0/-1 21:33	MIN	0-0 0/-2 13:52		0-0 5/0 19:41
Dec 18	Vs TOR	0-0 3/0 19:18	1-1 1/2 17:09	1-0 2/0 17:00	0-0 0/1 19:03	MIN	0-1 0/1 12:48		0-0 2/2 16:47
Dec 19	Vs PIT	0-0 2/0 14:33	0-1 1/1 13:56	0-0 7/0 23:07	0-0 0/-1 22:06	MIN	0-0 2/1 17:06		0-0 4/-1 20:51
Dec 21	@ TOR	0-2 2/2 21:17	0-0 2/1 21:15	1-1 (W) 4/0 17:49	0-0 1/-2 20:23	MIN	0-0 0/0 16:30		0-0 2/0 19:06
Dec 23	@ WSH	0-1 2/-1 20:46	0-0 1/0 17:46	0-0 1/1 17:28	0-0 0/-1 18:26	MIN	0-0 1/1 13:07		1-0 6/2 19:13
Dec 26	Vs OTT	0-1 2/0 20:56	0-0 0/0 17:28	0-1 1/-1 13:38	0-0 0/-2 24:35	MIN	0-0 3/0 15:51		0-1 3/0 22:23
Dec 27	@ STL	0-0 3/1 19:29	0-0 0/1 19:45	INJ	0-0 0/2 22:31	MIN	0-2 1/2 16:45		2-1 (W) 5/2 18:16
Dec 29	Vs PIT	0-0 1/0 19:43	0-0 2/0 19:43	DND	0-0 1/0 20:06	MIN	0-1 2/-1 16:32		0-1 4/0 19:37
Jan 1	Vs ATL	0-1 1/2 19:28	0-1 0/2 20:54	1-0 (W) 1/1 19:06	0-0 0/0 18:58	MIN	0-0 0/0 14:49		1-1 3/2 17:25
Jan 3	@ MTL	0-0 2/0 17:08	0-0 1/0 16:51	0-0 3/0 17:14	0-0 2/1 22:53	MIN	0-0 0/0 14:01		1-0 (W) 2/1 17:54
Jan 6	Vs TB	0-0 1/1 18:09	0-2 3/1 17:28	0-1 4/-1 16:37	0-1 0/2 20:57	MIN	0-0 0/-2 15:07		0-2 3/3 18:37
Jan 8	Vs TOR	0-0 1/0 14:01	0-0 0/1 13:28	0-0 2/0 17:18	0-0 0/0 24:37	MIN	1-0 3/0 12:31		0-2 4/0 13:55
Jan 9	Vs COL	0-0 1/-2 15:46	0-0 0/-1 16:34	0-1 2/0 21:03	0-0 1/0 23:55	MIN	0-1 1/-1 13:50		0-1 3/1 19:57
Jan 14	@ ATL	0-0 2/1 14:38	0-1 1/1 16:28	1-0 (W) 3/0 20:02	0-0 0/0 19:38	MIN	0-0 1/1 12:32		0-1 1/0 19:45
Jan 16	@ NYI	0-0 0/-1 11:02	0-0 0/1 14:30	0-0 0/0 21:27	0-1 1/0 26:31	MIN	0-0 1/-1 19:32		0-1 3/1 17:42
Jan 18	@ PHX	0-1 1/2 18:33	0-0 0/2 17:50	0-2 1/2 15:38	0-0 1/3 19:45	MIN	DND		0-3 1/3 15:39
Jan 19	@ ANA	1-0 5/0 16:36	0-0 1/-1 16:36	0-0 1/1 16:47	0-0 3/-1 19:01	MIN	DND		1-1 3/-1 17:18
Jan 21	@ LA	0-0 2/1 21:29	0-1 0/1 21:14	0-0 3/-2 15:54	0-0 1/-3 22:52	MIN	0-0 3/0 11:04		0-2 3/0 22:14
Jan 23	@ SJ	0-0 2/-3 16:23	0-0 0/-3 19:04	0-0 4/-3 17:09	0-0 0/0 18:27	MIN	0-0 1/0 8:48		1-0 4/-1 21:56
Jan 25	@ VAN	0-0 2/-2 17:38	0-0 0/-2 18:16	0-0 1/-1 18:26	0-0 0/1 21:53	MIN	0-1 2/1 10:20		0-1 4/-1 17:28
Jan 27	Vs NJ	DND	DND	0-1 5/1 17:34	0-0 1/0 24:00	MIN	0-0 1/0 16:28		0-0 2/0 19:37
Jan 29	Vs BOS	0-0 0/0 16:24	0-0 0/0 15:44	0-0 2/0 17:40	1-0 2/0 21:13	MIN	DND		0-1 2/-1 17:28
Feb 1	@ PIT	0-1 4/-2 17:36	0-0 1/2 16:23	1-1 3/0 20:23	0-1 1/0 20:50	MIN	1-0 2/0 12:08		0-1 0/-1 20:05
Feb 3	Vs OTT	DND	0-0 1/-1 18:37	0-0 4/0 19:12	0-0 0/0 16:35	MIN	0-0 0/-3 9:33		1-1 3/1 18:55
Feb 5	Vs CAR	0-0 0/-1 6:56	0-0 0/0 15:34	1-0 3/2 19:49	0-0 1/2 19:14	MIN	0-0 0/-2 8:23		0-0 1/0 22:30
Feb 6	@ CBJ	0-0 1/-1 2:32	0-0 2/0 16:59	0-0 3/-1 20:44	0-0 1/-1 18:40	MIN	DND		0-0 7/-1 20:24
Feb 9	Vs BOS	DND	0-0 1/0 25:44	1-0 4/-1 21:42	0-0 2/0 26:58	MIN	0-0 0/1 19:17		0-1 5/0 21:55
Feb 11	@ CAR	0-1 1/-2 15:21	0-0 0/-1 19:18	2-0 3/1 20:03	0-0 1/1 22:51	MIN	0-0 1/0 11:13		0-1 2/1 18:23
Feb 13	Vs SJ	0-0 2/2 17:30	0-1 0/1 20:43	0-0 1/-1 18:20	0-1 1/1 18:49	MIN	0-0 0/0 7:33		0-1 2/1 18:43
Mar 2	@ PIT	DND	1-0 3/0 19:13	1-0 5/1 21:43	0-0 0/-1 16:34	MIN	0-0 0/0 14:47		0-0 1/-1 18:53
Mar 3	Vs WSH	0-0 0/-1 5:42	0-1 1/1 19:01	0-1 2/-1 21:48	0-0 1/-1 22:30	MIN	0-0 2/-1 15:02		0-0 2/-1 17:13
Mar 5	Vs PHI	0-0 2/1 16:20	0-1 3/1 20:56	0-0 2/-1 23:06	0-0 0/1 21:23	MIN	0-0 1/0 8:09		1-1 (W) 3/1 19:10
Mar 7	@ NYR	0-1 0/0 13:30	0-0 3/1 20:42	0-1 4/1 20:54	0-0 1/1 23:45	0-0 3/0 17:14	0-0 0/0 11:07		0-0 1/0 17:27
Mar 10	Vs DAL	0-0 2/-1 13:28	0-0 0/-1 21:51	1-1 3/3 21:00	0-1 0/3 20:16	1-1 5/3 18:00	0-0 0/-2 9:24		0-1 4/1 16:41
Mar 12	Vs MIN	0-0 1/-1 12:26	0-0 0/0 14:19	0-1 3/1 23:22	0-0 0/0 20:03	0-0 7/0 18:14	0-0 0/0 6:47		0-0 4/-2 20:24
Mar 13	@ DET	0-0 1/-1 14:15	0-0 0/0 23:31	0-0 2/0 18:53	0-0 0/1 20:05	MIN	0-0 2/0 12:29		0-2 5/0 16:04
Mar 16	@ ATL	0-1 2/1 14:18	0-1 6/-1 19:19	0-1 0/-1 20:43	0-0 0/1 21:32	MIN	1-1 3/1 11:11		0-1 3/-1 17:36
Mar 18	@ TB	0-0 0/2 21:11	0-2 1/3 25:47	1-2 2/2 21:07	0-1 0/1 21:10	MIN	0-0 1/2 15:53		0-1 5/2 17:55
Mar 20	@ FLA	0-0 3/0 16:33	0-0 3/0 23:01	0-0 3/0 20:58	0-0 1/2 23:47	MIN	0-0 0/0 14:03		0-0 3/0 17:36
Mar 21	@ CAR	0-0 0/1 16:26	1-0 (W) 3/2 21:51	0-2 1/0 16:07	0-0 0/0 24:37	MIN	1-0 2/0 11:41		1-1 2/2 16:34
Mar 24	Vs MTL	1-0 3/1 17:14	0-0 2/0 26:50	0-1 7/-1 25:25	0-0 0/1 18:14	MIN	0-0 2/-1 13:03		1-0 9/0 22:06
Mar 26	Vs OTT	0-0 3/1 19:02	0-0 4/1 21:26	0-0 0/0 18:03	0-0 1/-1 21:38	MIN	0-1 1/1 16:01		0-0 2/-1 18:37
Mar 27	Vs TB	0-0 3/0 15:39	0-0 0/1 17:12	3-1 (W) 5/2 20:51	0-1 0/1 18:06	MIN	0-1 1/1 16:56		INJ
Mar 29	@ BOS	0-0 2/1 18:25	0-0 2/1 20:32	0-1 1/1 17:16	0-0 0/1 24:17	0-0 2/0 11:47	1-0 (W) 3/1 14:46		INJ
Mar 31	Vs FLA	0-1 5/0 19:29	0-0 2/-1 20:27	0-1 3/1 17:33	1-1 3/4 18:27	MIN	1-0 1/1 13:31		INJ
Apr 1	@ TOR	1-0 3/0 15:28	0-1 1/-1 20:08	1-0 4/-2 20:37	0-0 0/-1 25:17	MIN	0-0 1/0 14:03		INJ
Apr 3	@ MTL	0-0 1/-1 16:38	0-0 1/-1 22:29	0-0 3/0 21:59	0-0 0/-2 20:13	MIN	0-0 0/0 12:51		INJ
Apr 6	Vs NYR	0-2 1/1 21:10	1-0 4/2 24:08	0-1 2/2 23:22	0-0 2/2 20:00	MIN	0-0 2/1 16:00		INJ
Apr 8	@ BOS	0-0 2/0 21:25	0-0 0/0 22:26	1-0 1/0 21:51	0-0 1/-1 21:28	0-0 1/0 12:02	0-0 0/-2 10:27		INJ
Apr 10	@ OTT	0-0 0/1 23:39	0-0 1/0 25:32	1-2 7/1 21:23	0-0 0/1 20:26	MIN	0-0 1/1 10:37		INJ
Apr 11	@ NJ	0-0 2/0 22:07	0-0 2/0 24:09	0-2 1/1 17:45	0-0 0/0 21:46	MIN	0-1 0/1 14:08		INJ



Season in Review 2009-2010

Player Game-by-Game

2009-2010 PLAYER GAME-BY-GAME STATS

Game	Opponent	#21 Stafford	#22 Mair	#25 Grier	#26 Vanek	#28 Gaustad	#29 Pominville	#34 Butler	#36 Kaleta
Oct 3	Vs MTL	0-0 3/-1 13:14	DND	0-0 2/-1 13:10	0-0 1/0 17:42	0-0 0/0 11:37	0-0 3/0 17:07	0-0 3/-1 22:57	0-0 0/0 9:05
Oct 8	Vs PHX	0-0 7/0 16:04	DND	0-0 1/0 14:58	1-0 (W) 2/0 15:49	0-0 4/0 16:56	0-0 4/1 19:45	0-0 1/0 21:18	0-0 0/0 9:55
Oct 10	@ NSH	0-0 2/0 16:29	DND	1-0 (W) 6/1 14:22	0-0 3/0 18:59	0-0 1/0 12:35	0-0 0/0 16:42	0-1 2/1 21:49	0-0 2/0 9:03
Oct 13	Vs DET	1-0 2/2 14:00	DND	0-0 2/-1 15:19	2-0 (W) 3/2 7:54	1-1 4/2 13:55	0-2 3/1 17:59	0-0 3/-1 22:38	1-1 1/2 10:05
Oct 16	Vs NYI	0-1 3/0 16:17	DND	0-0 0/1 15:15	INJ	0-1 2/2 15:07	1-0 3/0 15:11	0-0 1/1 21:36	1-0 3/1 12:27
Oct 17	Vs ATL	1-0 5/0 15:31	0-0 0/0 9:13	0-0 4/-1 15:07	INJ	0-0 5/0 15:42	0-1 3/0 21:05	0-1 1/0 21:43	0-0 1/0 8:39
Oct 21	@ FLA	0-1 3/2 14:04	DND	1-0 2/1 16:12	1-0 3/2 15:13	0-0 2/1 14:59	1-0 3/-1 17:01	0-1 1/0 22:58	0-1 1/1 8:37
Oct 24	@ TB	1-0 5/0 17:44	DND	1-0 2/2 15:17	0-0 3/0 18:06	0-0 1/0 15:48	0-0 2/-1 20:49	0-0 1/0 29:18	0-0 1/0 8:52
Oct 28	@ NJ	0-0 2/0 13:39	DND	0-0 2/1 16:32	0-0 5/0 15:04	1-0 2/1 16:38	1-1 2/1 15:56	0-1 1/1 24:50	0-0 2/1 10:05
Oct 30	Vs TOR	1-0 4/-1 15:27	0-0 0/0 6:06	0-0 2/-1 17:16	0-1 2/0 18:04	INJ	0-2 3/1 18:57	0-0 1/-2 23:51	0-0 0/0 6:13
Oct 31	@ NYI	0-0 2/-1 16:42	0-0 1/-1 8:00	0-0 2/-2 14:10	0-0 3/0 18:11	INJ	0-0 8/0 18:06	0-0 2/-2 20:26	INJ
Nov 4	Vs NYI	0-0 1/1 13:29	DND	0-0 2/0 15:51	1-1 4/0 11:47	1-0 3/1 15:14	0-0 0/0 19:28	0-0 0/0 22:21	0-0 0/1 12:18
Nov 6	Vs PHI	0-0 2/-1 14:14	DND	0-0 0/-1 16:34	0-0 2/-1 15:20	0-0 2/-2 13:34	0-1 1/-1 17:01	0-0 0/-3 20:56	0-0 0/-1 8:26
Nov 7	@ BOS	0-0 2/0 18:24	DND	0-0 1/0 15:36	0-0 2/0 17:26	0-0 2/0 16:08	1-0 3/0 17:14	0-0 0/1 20:00	0-0 0/0 10:00
Nov 11	Vs EDM	0-0 1/2 13:47	DND	0-0 1/0 13:20	0-0 1/2 14:15	0-0 1/1 15:59	0-0 2/1 17:48	0-0 0/1 20:13	0-0 0/0 6:33
Nov 13	Vs CGY	0-0 2/-1 10:41	0-0 0/0 7:03	INJ	0-1 1/-1 12:55	0-0 0/0 14:33	0-0 3/0 23:12	0-0 0/1 19:37	0-0 1/0 14:32
Nov 14	@ PHI	DND	0-1 1/0 7:18	INJ	1-0 1/1 14:50	1-1 2/0 18:09	0-0 1/-2 20:29	0-0 1/-1 21:06	0-1 1/1 12:44
Nov 18	Vs FLA	1-0 3/-2 18:16	0-0 0/-1 8:45	INJ	0-2 3/-2 18:48	0-0 4/0 19:27	0-0 4/-1 18:09	0-0 1/-2 19:08	0-0 2/0 14:16
Nov 20	Vs BOS	0-0 1/0 2:08	0-0 2/0 9:02	INJ	0-0 5/-1 17:30	1-0 3/0 16:13	0-1 1/-1 21:25	0-1 2/-1 18:12	0-0 3/0 13:23
Nov 21	@ OTT	DND	0-0 0/1 7:21	INJ	1-0 4/-3 18:11	0-0 1/0 19:05	1-0 4/0 22:41	0-1 2/0 21:36	1-0 5/1 13:11
Nov 25	@ WSH	0-0 3/0 15:40	DND	0-0 3/-1 15:15	0-0 1/-1 18:12	0-0 1/0 14:46	0-0 4/-1 19:55	0-0 0/0 22:03	0-0 1/0 8:55
Nov 27	@ PHI	1-1 3/2 14:49	0-0 0/0 4:13	0-0 2/-1 15:36	0-0 1/0 16:27	1-0 1/0 8:54	0-0 1/0 18:40	0-1 3/0 21:51	0-0 0/0 2:06
Nov 28	Vs CAR	0-0 1/0 21:37	0-0 1/0 7:04	1-0 3/2 17:08	1-1 2/2 16:37	INJ	0-1 4/1 16:57	0-1 0/1 20:57	SUS
Nov 30	@ TOR	0-0 2/0 13:38	0-0 1/0 7:26	0-1 3/1 16:39	0-0 3/1 14:23	INJ	0-2 2/2 19:29	0-0 1/1 19:58	SUS
Dec 3	Vs MTL	0-1 1/1 15:46	0-0 0/-1 8:18	1-1 4/1 16:21	0-3 2/2 19:40	INJ	1-1 4/2 19:14	0-0 0/0 1:56	0-0 1/0 7:14
Dec 5	Vs NYR	0-0 3/-1 18:11	0-0 0/0 3:32	0-0 2/0 19:12	0-0 1/0 20:58	INJ	1-0 7/0 20:26	INJ	0-0 0/0 4:30
Dec 7	Vs NJ	0-0 1/-1 13:59	0-0 3/0 12:37	PER	0-0 1/-1 17:36	INJ	0-0 1/0 20:02	INJ	0-0 2/-1 12:08
Dec 9	Vs WSH	0-1 1/1 14:54	0-0 2/0 9:56	PER	0-0 0/0 16:00	INJ	0-1 2/1 19:49	INJ	0-0 2/0 12:16
Dec 11	Vs CHI	0-0 3/0 16:55	0-0 0/0 5:55	PER	1-0 4/0 15:32	INJ	0-0 4/0 17:30	INJ	0-0 1/0 10:46
Dec 12	@ NYR	0-0 2/1 16:41	0-0 1/0 6:44	PER	0-1 1/1 18:18	INJ	0-0 4/0 18:49	INJ	2-0 (W) 2/2 16:39
Dec 14	@ MTL	0-1 0/1 15:22	0-0 2/0 7:29	0-0 0/0 8:19	0-0 1/0 19:24	INJ	0-1 4/-1 19:13	INJ	1-0 3/2 15:43
Dec 16	@ OTT	0-0 3/0 12:38	0-0 2/0 9:59	0-0 1/0 13:42	0-0 0/1 20:20	INJ	0-0 4/-1 20:24	INJ	0-0 0/1 5:16
Dec 18	Vs TOR	0-1 4/-1 14:44	0-0 1/0 10:53	1-1 (W) 2/1 15:44	1-0 3/2 15:34	0-0 1/1 19:36	0-0 1/2 13:59	INJ	INJ
Dec 19	Vs PIT	0-0 2/0 17:32	0-0 0/0 6:33	0-0 2/1 18:23	INJ	0-0 1/-1 23:24	1-0 3/1 22:30	INJ	0-0 0/0 4:57
Dec 21	@ TOR	0-1 1/1 16:57	0-0 2/1 10:03	0-0 1/-1 18:54	INJ	0-0 1/-1 18:04	0-0 2/-1 17:01	INJ	INJ
Dec 23	@ WSH	0-0 3/-2 11:50	0-0 0/0 13:02	0-0 1/1 17:52	INJ	1-0 3/2 20:24	0-1 3/0 15:35	INJ	INJ
Dec 26	Vs OTT	0-0 0/-2 7:50	0-0 1/0 11:46	0-1 2/1 19:11	1-0 3/0 19:33	0-0 1/0 16:06	1-0 3/0 19:39	INJ	0-0 0/0 2:46
Dec 27	@ STL	DND	0-0 1/-1 9:55	2-1 5/3 19:11	0-1 0/1 17:45	0-0 1/-2 18:58	0-2 2/1 19:24	0-2 1/-2 13:57	0-0 0/-2 6:46
Dec 29	Vs PIT	2-1 5/2 15:05	0-0 1/0 6:55	0-0 1/0 6:55	0-0 1/1 16:50	1-0 1/0 23:43	1-0 (W) 1/0 19:02	0-0 0/1 18:59	INJ
Jan 1	Vs ATL	0-0 0/0 18:00	0-2 1/2 12:04	0-0 0/0 18:48	0-0 4/0 16:10	0-0 1/-1 12:59	0-0 1/-1 12:38	0-1 0/0 22:27	INJ
Jan 3	@ MTL	0-0 3/0 16:09	0-0 1/0 9:56	0-0 1/0 15:30	0-0 1/0 13:22	0-0 3/0 16:31	0-1 5/1 17:02	0-0 0/0 19:48	INJ
Jan 6	Vs TB	1-0 (W) 6/-1 15:15	0-1 1/1 8:33	0-0 1/-1 14:29	0-0 4/-2 15:24	0-0 1/-1 18:06	1-0 4/2 20:05	0-0 2/-2 17:35	INJ
Jan 8	Vs TOR	0-0 1/-1 16:10	0-0 5/-1 10:54	0-0 1/0 17:02	0-1 0/-1 12:30	0-0 1/-1 18:04	0-0 3/0 15:56	0-2 2/0 11:20	INJ
Jan 9	Vs COL	1-1 4/0 19:41	0-0 0/0 6:10	0-0 0/1 17:00	1-0 6/0 15:36	0-1 2/-2 14:52	0-0 3/0 19:32	0-0 0/1 22:33	INJ
Jan 14	@ ATL	0-0 1/0 12:05	0-0 1/0 7:40	0-0 2/0 14:53	0-0 1/0 16:04	0-0 1/0 15:16	0-0 6/0 19:32	0-0 0/0 23:47	1-0 2/1 11:16
Jan 16	@ NYI	1-0 2/1 14:34	0-0 2/0 5:57	1-0 2/0 14:21	0-1 3/1 17:22	0-0 3/0 16:35	0-0 3/-1 18:58	0-1 2/1 25:22	0-0 1/0 12:28
Jan 18	@ PHX	0-2 2/2 16:07	0-1 1/1 11:34	0-0 2/-1 14:50	1-2 2/2 14:00	0-0 2/-1 17:49	2-1 4/3 15:08	1-0 4/0 20:22	1-0 (W) 1/1 13:00
Jan 19	@ ANA	0-0 4/1 16:20	0-0 1/-1 10:29	0-1 2/0 14:11	0-1 2/2 16:51	0-1 1/0 18:52	0-1 4/-1 17:39	0-0 1/1 21:26	0-0 3/-1 10:04
Jan 21	@ LA	0-0 1/2 12:09	0-0 1/0 11:31	0-0 1/1 18:01	1-0 3/2 15:10	0-1 0/1 18:39	0-2 3/1 15:41	0-0 1/0 18:55	0-0 1/0 12:54
Jan 23	@ SJ	0-0 6/-1 14:41	0-0 1/-1 8:26	0-0 3/-2 13:05	0-0 5/-2 15:10	0-0 2/-1 14:03	1-1 4/0 18:23	0-1 2/-2 23:00	0-0 0/1 10:00
Jan 25	@ VAN	DND	1-0 4/1 13:41	0-0 2/-1 17:14	1-0 2/0 16:11	0-0 3/-1 13:53	0-0 0/0 17:27	0-0 0/1 19:59	0-0 1/-2 10:42
Jan 27	Vs NJ	0-0 0/1 13:21	1-0 2/1 14:10	0-0 2/0 18:40	0-0 1/1 16:54	0-0 0/1 10:43	0-0 3/0 18:33	0-0 2/-1 24:03	0-0 1/-1 8:33
Jan 29	Vs BOS	0-0 1/0 14:04	0-0 1/0 10:28	0-0 0/1 15:53	1-0 (W) 3/0 17:56	0-1 1/1 17:59	0-0 7/1 16:53	0-1 0/0 21:30	0-0 0/0 10:51
Feb 1	@ PIT	1-0 4/0 16:42	0-0 0/0 3:43	0-1 1/0 16:31	1-1 4/-1 18:55	0-0 1/-1 14:03	1-0 5/0 21:19	0-0 1/0 21:18	0-0 0/0 0:58
Feb 3	Vs OTT	0-0 6/0 15:56	0-0 0/-2 7:21	0-0 1/-1 14:55	0-0 4/-1 19:15	0-0 3/-1 14:25	0-2 1/1 19:50	0-0 1/0 21:27	0-0 0/0 1:42
Feb 5	Vs CAR	1-1 2/2 18:14	0-0 0/-1 2:14	0-0 3/-2 15:46	0-2 6/2 20:05	0-0 3/-2 15:01	0-1 2/0 21:33	0-1 0/1 21:47	INJ
Feb 6	@ CBJ	0-0 3/0 14:05	0-0 0/0 10:28	0-0 0/0 11:18	0-0 1/0 18:34	0-0 2/-1 14:56	0-0 3/0 21:24	0-0 0/1 20:10	INJ
Feb 9	Vs BOS	0-0 1/-1 14:56	0-0 1/0 8:56	0-0 3/0 15:48	0-0 4/1 19:23	0-1 3/1 14:15	0-1 7/0 23:09	0-0 0/1 22:24	INJ
Feb 11	@ CAR	0-0 4/0 14:30	0-0 0/0 7:27	0-0 0/0 16:25	0-1 2/1 17:30	0-0 5/0 14:11	0-0 2/1 19:46	0-1 1/2 21:07	INJ
Feb 13	Vs SJ	0-0 2/-1 13:04	0-0 1/0 6:36	0-1 1/2 19:20	1-0 (W) 5/2 15:40	1-0 4/1 14:04	1-0 3/1 19:16	0-0 2/0 18:06	INJ
Mar 2	@ PIT	0-0 0/1 8:10	0-0 0/1 9:22	0-0 1/2 13:30	0-0 1/1 18:05	0-0 2/0 11:28	0-0 4/0 20:11	0-1 3/1 18:36	0-2 1/2 14:06
Mar 3	Vs WSH	0-0 1/0 13:53	0-0 1/0 8:12	0-0 0/0 17:33	0-0 2/-1 18:03	INJ	0-0 2/0 17:19	0-0 1/-2 17:21	0-0 1/-1 15:05
Mar 5	Vs PHI	0-0 2/0 4:33	1-1 3/1 15:02	0-1 2/1 15:06	1-0 5/0 21:03	INJ	0-0 3/-1 21:36	0-0 1/0 10:16	0-0 1/0 10:16
Mar 7	@ NYR	INJ	1-0 4/1 12:18	0-0 0/0 13:11	0-1 2/1 18:33	INJ	0-0 2/0 17:11	DND	1-0 (W) 3/1 12:46
Mar 10	Vs DAL	INJ	0-0 0/1 12:10	0-0 2/1 15:41	1-0 (W) 2/1 18:06	INJ	1-0 5/1 16:38	DND	0-0 2/1 9:11
Mar 12	Vs MIN	INJ	0-0 1/0 11:26	0-0 1/0 11:17	2-0 4/1 21:21	INJ	0-2 8/0 20:34	DND	0-0 2/-1 8:23
Mar 13	@ DET	INJ	0-0 0/0 10:27	0-0 0/1 16:21	0-0 3/0 15:32	0-0 0/0 13:02	0-2 2/1 17:30	DND	0-0 1/0 12:51
Mar 16	@ ATL	INJ	0-0 0/1 8:35	0-0 1/-1 13:01	0-0 0/1 15:52	0-0 2/-2 12:30	1-0 3/-1 19:17	DND	0-0 1/-1 9:40
Mar 18	@ TB	INJ	0-0 0/0 8:58	0-0 1/-1 13:26	1-0 4/1 18:39	0-0 1/-1 10:31	3-0 (W) 7/3 18:16	0-0 0/0 12:30	0-0 3/0 9:25
Mar 20	@ FLA	0-0 1/1 8:34	0-1 2/0 7:55	1-0 2/1 13:46	0-0 3/0 14:43	0-2 1/2 14:45	0-0 5/0 17:38	DND	1-0 (W) 2/0 11:56
Mar 21	@ CAR	0-1 2/-1 10:57	0-0 0/1 12:04	0-0 2/0 16:57	0-2 2/1 11:32	0-0 0/0 13:58	0-1 2/1 18:46	0-0 0/1 13:52	0-0 0/1 13:35
Mar 24	Vs MTL	0-0 0/1 14:55	0-0 2/0 11:09	0-0 2/0 13:25	0-0 1/1 21:51	0-0 1/1 14:13	0-1 2/1 22:45	DND	0-0 2/0 9:03
Mar 26	Vs OTT	0-0 5/0 15:00	0-0 2/0 8:47	0-0 3/1 14:51	0-0 0/2 16:31	1-0 4/2 17:02	1-0 6/0 21:44	0-0 1/0 16:03	0-0 0/1 7:38
Mar 27	Vs TB	0-0 2/1 16:56	1-0 2/0 13:25	0-1 2/1 15:19	0-1 0/2 10:10	1-0 2/1 14:39	1-2 4/1 19:44	0-1 0/1 18:24	INJ
Mar 29	@ BOS	0-1 4/1 15:13	0-0 0/0 11:40	0-1 0/1 16:36	INJ	1-0 2/1 16:42	0-0 3/-1 15:51	0-0 2/0 20:41	INJ
Mar 31	Vs FLA	0-0 4/1 16:05	1-0 1/1 10:46	0-0 1/0 16:25	INJ	1-0 2/1 17:04	1-0 2/1 14:20	0-0 2/0 20:41	INJ
Apr 1	@ TOR	0-1 2/0 12:12	0-0 0/1 9:56	0-0 1/1 18:18	INJ	0-0 1/1 14:12	0-1 1/0 19:43	DND	INJ
Apr 3	@ MTL	0-0 7/0 16:17	0-0 1/-1 11:16	0-0 5/0 15:13	INJ	0-0 1/1 15:33	0-0 3/-2 19:38	0-0 3/1 17:00	INJ
Apr 6	Vs NYR	1-1 2/2 19:57	0-0 0/1 3:19	0-0 2/0 16:54	INJ	0-1 0/1 14:18	0-2 2/2 21:41	0-0 1/1 14:51	INJ
Apr 8	@ BOS	0-1 5/0 14:11	0-0 1/0 11:23	0-0 4/0 16:34	INJ	0-0 0/0 18:58	0-0 2/-2 17:21	0-0 2/1 13:16	INJ
Apr 10	@ OTT	0-0 0/0 0:14	0-1 1/1 12:34	0-0 0/0 19:23	4-0 (W) 6/2 16:				



2009-2010 PLAYER GAME-BY-GAME STATS

Table with columns for Game, Opponent, and players #37 Ellis, #41 MacArthur, #42 Gerbe, #44 Sekera, #52 Rivet, #55 Hecht, #57 Myers, and #63 Ennis. Each row contains game statistics for these players, such as goals, assists, and points.



2009-2010 PLAYER GAME-BY-GAME STATS

Game	Opponent	#1 Enroth	#30 Miller	#40 Lalime
Oct 3	Vs MTL	MIN	2/170 63	DNP
Oct 8	Vs PHX	MIN	1/24W 60	DNP
Oct 10	@ NSH	MIN	0/25W 60	DNP
Oct 13	Vs DET	MIN	2/25W 60	DNP
Oct 16	Vs NYI	MIN	3/39W 60	DNP
Oct 17	Vs ATL	MIN	DNP	4/27L 59
Oct 21	@ FLA	MIN	2/43W 60	DNP
Oct 24	@ T.B	MIN	2/26W 64	DNP
Oct 28	@ N.J	MIN	1/32W 60	DNP
Oct 30	Vs TOR	MIN	2/35W 61	DNP
Oct 31	@ NYI	MIN	3/16L 32	2/14 28
Nov 4	Vs NYI	DNP	0/24W 60	DND
Nov 6	Vs PHI	DNP	4/36L 58	DND
Nov 7	@ BOS	4/37L 58	DNP	DND
Nov 11	Vs EDM	DNP	1/29W 60	DND
Nov 13	Vs CGY	MIN	1/26W 65	DNP
Nov 14	@ PHI	MIN	2/31W 60	DNP
Nov 18	Vs FLA	MIN	5/23L 60	DNP
Nov 20	Vs BOS	MIN	2/260 61	DNP
Nov 21	@ OTT	MIN	DNP	5/26L 58
Nov 25	@ WSH	MIN	2/24L 59	DNP
Nov 27	@ PHI	MIN	2/33W 60	DNP
Nov 28	Vs CAR	MIN	1/31W 60	DNP
Nov 30	@ TOR	MIN	0/38W 60	DNP
Dec 3	Vs MTL	DNP	2/23W 60	MIN
Dec 5	Vs NYR	DNP	2/32L 58	MIN
Dec 7	Vs N.J	MIN	3/37L 60	DNP
Dec 9	Vs WSH	MIN	0/35W 60	DNP
Dec 11	Vs CHI	MIN	DNP	1/40W 60
Dec 12	@ NYR	MIN	2/38W 60	DNP
Dec 14	@ MTL	MIN	3/24W 60	DNP
Dec 16	@ OTT	MIN	2/28L 58	DNP
Dec 18	Vs TOR	MIN	2/42W 60	DNP
Dec 19	Vs PIT	MIN	DNP	1/240 65
Dec 21	@ TOR	MIN	2/36W 63	DNP
Dec 23	@ WSH	MIN	5/38L 60	DNP
Dec 26	Vs OTT	MIN	2/400 65	DNP
Dec 27	@ STL	MIN	DNP	3/35W 60
Dec 29	Vs PIT	MIN	3/11 21	0/27W 39
Jan 1	Vs ATL	MIN	3/35W 64	DNP
Jan 3	@ MTL	MIN	0/30W 60	DNP
Jan 6	Vs T.B	MIN	3/39W 60	DNP
Jan 8	Vs TOR	MIN	2/50W 60	DNP
Jan 9	Vs COL	MIN	DNP	3/300 65
Jan 14	@ ATL	MIN	1/33W 61	DNP
Jan 16	@ NYI	MIN	2/380 65	DNP
Jan 18	@ PHX	MIN	2/26W 60	DNP
Jan 19	@ ANA	MIN	1/19L 48	4/11 10
Jan 21	@ L.A	MIN	3/290 65	DNP
Jan 23	@ S.J	MIN	4/23L 60	DNP
Jan 25	@ VAN	MIN	3/25L 59	DNP
Jan 27	Vs N.J	MIN	1/40W 65	DNP
Jan 29	Vs BOS	MIN	1/31W 60	DNP
Feb 1	@ PIT	MIN	5/31L 59	DNP
Feb 3	Vs OTT	MIN	3/37L 60	DNP
Feb 5	Vs CAR	MIN	4/27L 59	DNP
Feb 6	@ CBJ	MIN	DNP	4/25L 60
Feb 9	Vs BOS	MIN	2/340 65	DNP
Feb 11	@ CAR	MIN	4/350 62	DNP
Feb 13	Vs S.J	MIN	1/28W 60	DNP
Mar 2	@ PIT	MIN	DNP	3/28L 59
Mar 3	Vs WSH	MIN	2/39L 59	DNP
Mar 5	Vs PHI	MIN	2/29W 62	DNP
Mar 7	@ NYR	MIN	1/36W 62	DNP
Mar 10	Vs DAL	MIN	3/20W 60	DNP
Mar 12	Vs MIN	MIN	DNP	3/33L 59
Mar 13	@ DET	MIN	3/370 61	DNP
Mar 16	@ ATL	MIN	3/5 6	1/21L 53
Mar 18	@ T.B	MIN	2/25W 60	DNP
Mar 20	@ FLA	MIN	1/32W 60	DNP
Mar 21	@ CAR	MIN	3/30W 60	DNP
Mar 24	Vs MTL	MIN	2/28W 62	DNP
Mar 26	Vs OTT	MIN	3/30L 58	DNP
Mar 27	Vs T.B	MIN	DNP	1/23W 60
Mar 29	@ BOS	MIN	2/42W 60	DNP
Mar 31	Vs FLA	MIN	2/15W 60	DNP
Apr 1	@ TOR	MIN	3/33L 59	DNP
Apr 3	@ MTL	MIN	3/38L 60	DNP
Apr 6	Vs NYR	MIN	2/32W 60	DNP
Apr 8	@ BOS	MIN	DNP	3/34L 59
Apr 10	@ OTT	MIN	2/30W 60	DNP
Apr 11	@ N.J	MIN	DNP	2/34L 60



RECORD WHEN A PLAYER SCORES A GOAL, ASSIST, POINT OR MULTI-POINT GAME

Player	Goal	Assist	Point	Multi-Point
Butler	1-0-0	10-7-1	11-7-1	2-0-0
Connolly	9-4-2	21-10-6	24-13-6	11-3-2
Ellis	2-1-0	6-1-0	8-2-0	1-0-0
Ennis	3-0-0	3-1-0	5-1-0	2-0-0
Gaustad	9-3-0	5-1-3	13-5-3	2-0-0
Gerbe	2-0-0	2-1-0	3-1-0	1-0-0
Grier	8-0-1	7-4-0	12-4-1	3-0-0
Hecht	13-3-2	15-2-1	24-5-2	6-0-1
Kaleta	8-1-0	3-1-0	10-2-0	2-1-0
Kennedy	8-2-0	12-4-1	20-4-1	1-1-0
Lydman	3-1-0	9-4-1	11-5-1	3-0-0
MacArthur	9-3-1	8-4-0	15-6-1	3-0-0
Mair	5-1-0	7-0-0	11-1-0	2-0-0
Mancari	1-0-0	1-0-0	1-0-0	1-0-0
Montador	3-2-0	10-5-0	13-7-0	3-0-0
Myers	8-1-1	25-6-0	29-7-1	6-0-0
Paetsch	1-0-0	1-0-0	2-0-0	0-0-0
Pominville	12-9-1	15-9-3	23-17-3	10-2-2
Roy	14-7-1	25-9-2	32-14-3	11-4-0
Rivet	0-0-1	9-3-0	9-3-1	1-0-0
Sekera	2-2-0	6-1-0	7-2-0	1-1-0
Stafford	6-2-2	12-3-1	17-5-2	2-1-1
Tallinder	4-0-0	11-2-1	14-2-1	2-1-0
Torres	0-0-0	3-0-0	3-0-0	1-0-0
Vanek	18-5-2	14-4-1	27-8-3	7-3-0

RECORD WHEN SCORING POWER PLAY GOALS

OPPG	IPPG	2PPG	3+PPG
18-16-4	20-9-6	5-2-0	2-0-0

RECORD WHEN ALLOWING POWER PLAY GOALS

OPPG	IPPG	2PPG	3+PPG
30-13-8	13-10-1	2-4-1	---

RECORD BY DAY OF THE WEEK

Sunday	Monday	Tuesday	Wednesday	Thursday	Friday	Saturday
4-1-0	5-3-0	3-3-1	10-6-0	4-2-2	10-4-1	9-8-6

RECORD BY MONTH

October	November	December	January	February	March	April
8-2-1	7-5-1	9-4-2	8-3-3	1-4-2	10-5-1	2-4-0



2009-2010 MILESTONES ACHIEVED

Player	Milestone Reached	Game
Tyler Myers	1st career NHL game	Oct. 3 vs. MTL
	1st career NHL point (assist)	Oct. 8 vs. PHX
	1st career NHL assist	Oct. 8 vs. PHX
	1st career NHL goal	Oct. 16 vs. NYI
Tim Kennedy	1st career NHL assist	Oct. 10 @ NSH
	1st career NHL point (assist)	Oct. 10 @ NSH
	1st career NHL goal	Oct. 28 @ NJD
Jason Pominville	100th career NHL goal	Oct. 16 vs. NYI
	300th career NHL point (goal)	Mar. 27 vs. TB
Tim Connolly	300th career NHL point (assist)	Nov. 6 vs. PHI
	500th career NHL game	Nov. 7 @ BOS
	100th career NHL goal	Jan. 19 @ ANA
Henrik Tallinder	400th career NHL game	Nov. 7 @ BOS
	100 career NHL point (assist)	Jan. 16 @ NYI
Drew Stafford	200th career NHL game	Nov. 13 vs. CGY
Tyler Ennis	1st career NHL game	Nov. 14 @ PHI
	1st career NHL goal	Nov. 14 @ PHI
	1st career NHL point (goal)	Nov. 14 @ PHI
Toni Lydman	600th career NHL game	Nov. 25 @ WSH
Mike Grier	200th career NHL assist	Dec. 3 vs. MTL
Nathan Gerbe	1st career NHL goal	Dec. 9 vs. WASH
Adam Mair	500th career NHL game	Dec. 16 @ OTT
	100th career NHL point (assist)	Jan. 6 vs. TB
Patrick Kaleta	100th career NHL game	Oct. 8 vs. PHX
Steve Montador	400th career NHL game	Dec. 16 @ OTT
Paul Gaustad	300th career NHL game	Dec. 21 @ TOR
Ryan Miller	300th career NHL game	Jan. 6 vs. TB
Derek Roy	400th career NHL game	Jan. 19 @ ANA
Jochen Hecht	400th career NHL point (goal)	Mar. 3 vs. WASH
Thomas Vanek	300th career NHL point (goal)	Mar. 5 vs. PHIL
Derek Roy	200th career NHL assist	Mar. 10 vs. DAL
Chris Butler	100th career NHL game	Mar. 26 vs. OTT
Patrick Lalime	200th career NHL win	Mar. 27 vs. TB



TEAM SCORING

Most Goals Scored - Game	7	(2x) Last: 3/27 vs. Tampa Bay
Most Goals Scored – Period	5	(2x) Last: 11/28 vs. Carolina (3rd)
Most Goals Allowed – Game	5	(5x) Last: 2/1 @ Pittsburgh
Most Goals Allowed - Period	4	(2x) Last: 2/1 @ Pittsburgh (2nd)
Largest Margin of Victory	6	3/27 vs. Tampa Bay (7-1)
Largest Margin of Defeat	5	10/31 @ New York Islanders (5-0)
Most Power Play Goals - Game	3	(2x) Last: 3/27 vs. Tampa Bay
Most Power Play Opportunities - Game	8	12/19 vs. Pittsburgh
Most Power Play Goals Against - Game	2	(6x) Last: 2/11 @ Carolina
Most Power Play Opportunities Against – Game	7	10/21 @ Florida

SHOOTING

Most Shots Taken - Game	45	(3x) Last: 3/12 vs. Minnesota
Most Shots Taken - Period	20	(3x) Last: 3/31 vs. Florida (2nd)
Fewest Shots Taken - Game	20	3/21 @ Carolina
Fewest Shots Taken - Period	1	12/26 vs. Ottawa (1st)
Most Shots Allowed - Game	50	1/8 vs. Toronto
Most Shots Allowed - Period	22	1/8 vs. Toronto (3rd)
Fewest Shots Allowed - Game	15	3/31 vs. Florida
Fewest Shots Allowed - Period	1	10/3 vs. Montreal (3rd)

PENALTY MINUTES

Most Penalty Minutes - Game	43	11/7 @ Boston
Fewest Penalty Minutes - Game	0	12/21 @ Toronto
Most Opponent Penalty Minutes - Game	51	11/7 @ Boston
Fewest Opponent Penalty Minutes - Game	2	(5x) Last: 3/29 @ Boston

TEAM STREAKS

Longest Winning Streak	6	From: 12/26 @ STL to 1/8 vs. TOR
Longest Losing Streak	6	From: 2/1 @ PIT to 2/11 @ CAR
Longest Home Winning Streak	4	From: 12/29 vs. PIT to 1/8 vs. TOR
Longest Road Winning Streak	4	(3x) Last: 3/18 @ TB to 3/29 @ BOS
Longest Home Losing Streak	3	From: 2/3 vs. OTT to 2/9 vs. BOS
Longest Road Losing Streak	4	From: 1/23 @ SJ to 2/6 @ CBJ
Longest Winless Streak	6	From: 2/1 @ PIT to 2/11 @ CAR
Longest Road Winless Streak	8	From: 1/19 @ ANA to 3/2 @ PIT
Longest Home Winless Streak	3	From: 2/3 vs. OTT to 2/9 vs. BOS

INDIVIDUAL HIGHS FOR A GAME

Most Goals	4	Thomas Vanek @ Ottawa (4/10)
Most Assists	3	(5x) Last: Tyler Myers vs. Dallas (3/10)
Most Points	4	(4x) Last: Thomas Vanek (4+0) @ Ottawa (4/10)
Most Penalty Minutes	19	Craig Rivet @ New York Islanders (10/31)
Most Shots	9	Tim Connolly vs. Montreal (3/24)
Most Goals by Opponent	3	(2x) Last: Sidney Crosby, Pittsburgh (2/1)
Most Assists by Opponent	3	(3x) Last: Jakub Voracek, Columbus (2/6)
Most Points by Opponent	4	Filip Kuba, Ottawa (11/21)
Most Shots by Opponent	8	(3x) Last: Matt Cullen, Ottawa (4/10)



INDIVIDUAL STREAKS

Consecutive Games with Goals	3	(3x) Last: Derek Roy from 4/6 vs. NYR to 4/10 @ OTT
Consecutive Games with Assists	8	Tim Connolly from 1/6 vs. TB to 1/21 @ LA
Consecutive Games with Points	16	Tim Connolly from 12/23 @ WSH to 1/25 @ VAN

INDIVIDUAL PERFORMANCES

Last Six-Point Game by a Sabre:	Pat LaFontaine @ Winnipeg, 2/10/1993
Last Five-Point Game by a Sabre:	Drew Stafford (3+2) vs. Atlanta, 1/18/2008
Last Four-Point Game by a Sabre:	Thomas Vanek (4+0) @ Ottawa, 4/10/2010



THE LAST TIME THE SABRES...

RECORDED A HAT TRICK:

HOME: 3/27/2010 vs. Tampa Bay (Derek Roy)
ROAD: 4/10/2010 @ Ottawa (Thomas Vanek)

SCORED TWO HAT TRICKS IN ONE GAME:

1/18/2008 vs. Atlanta (Drew Stafford & Derek Roy)

HAD A FOUR-GOAL GAME:

4/10/2010 @ Ottawa (Thomas Vanek)

HAD A FIVE-GOAL GAME:

2/06/1986 @ Boston (Dave Andreychuk)

ALLOWED A HAT TRICK IN A GAME:

HOME: 2/29/2008 vs. Montreal (Tomas Plekanec)
ROAD: 2/1/2010 @ Pittsburgh (Sidney Crosby)

ALLOWED TWO HAT TRICKS IN ONE GAME:

11/22/1987 vs. Los Angeles (Bernie Nicholls & Bob Carpenter)

ALLOWED TWO FOUR-GOAL GAMES IN ONE GAME:

11/2/2005 vs. Ottawa (Alfredsson & Havlat)

ALLOWED A FIVE-GOAL GAME:

(Has never happened.)

WON A HOME GAME IN OVERTIME:

3/5/2010 vs. Philadelphia (Tim Connolly)

LOST A HOME GAME IN OVERTIME:

11/20/2009 vs. Boston (Patrice Bergeron)

WON A ROAD GAME IN OVERTIME:

3/7/2010 @ New York Rangers (Patrick Kaleta)

LOST A ROAD GAME IN OVERTIME:

3/13/2010 @ Detroit (Brian Rafalski)

WON A HOME GAME IN SHOOTOUT:

3/24/2010 vs. Montreal (Jason Pominville)

LOST A HOME GAME IN SHOOTOUT:

2/9/2010 vs. Boston (David Krejci)

WON A ROAD GAME IN SHOOTOUT:

10/24/2009 @ Tampa Bay (Tyler Myers)

LOST A ROAD GAME IN SHOOTOUT:

1/21/2010 @ Los Angeles (Dustin Brown)

SHUT OUT AN OPPONENT AT HOME:

12/9/2009 vs. Washington (Ryan Miller)

SHUT OUT OPPONENT ON THE ROAD:

1/3/2010 @ Montreal (Ryan Miller)

WERE SHUTOUT AT HOME:

12/7/2009 New Jersey (Martin Brodeur)

WERE SHUTOUT ON THE ROAD:

4/3/2010 @ Montreal (Jaroslav Halak)

HAD TWO STRAIGHT SHUTOUTS:

11/1/2008 vs. Washington (Ryan Miller)

11/3/2008 @ New Jersey (Ryan Miller)

WERE SHUT OUT IN TWO STRAIGHT GAMES:

10/09/2003 @ Philadelphia (Jeff Hackett)
 10/11/2003 vs. N.Y. Islanders (Rick DiPietro)

WON A I-0 GAME AT HOME:

2/13/2008 vs. Toronto (Ryan Miller)

WON A I-0 GAME ON THE ROAD:

1/3/2010 @ Montreal (Ryan Miller)

LOST A I-0 GAME AT HOME:

1/15/2004 vs. Boston (Felix Potvin)

LOST A I-0 GAME ON THE ROAD:

3/21/2001 @ Carolina (Arturs Irbe)

WON BY FIVE OR MORE GOALS:

HOME: 3/27/2010 (7-1 vs. Tampa Bay)
ROAD: 1/18/2010 (7-2 @ Phoenix)

LOST BY FIVE OR MORE GOALS:

HOME: 11/14/2008 (6-1 vs. Columbus)
ROAD: 10/31/2009 (5-0 @ New York Islanders)

SCORED 10 OR MORE GOALS AT HOME:

1/18/2008 vs. Atlanta (10-1)

SCORED 10 OR MORE GOALS ON THE ROAD:

1/28/2009 @ Edmonton (10-2)

ALLOWED 10 OR MORE GOALS AT HOME:

11/2/2005 vs. Ottawa (10-4)

ALLOWED 10 OR MORE GOALS ON THE ROAD:

3/12/1988 at Calgary (10-4)

RECORDED 20 OR MORE SHOTS IN A PERIOD:

3/31/2010 vs. Florida (20-2nd)

ALLOWED 20 OR MORE SHOTS IN A PERIOD:

1/16/2010 @ New York Islanders (21-2nd)

SCORED FIVE GOALS IN A PERIOD:

HOME: 11/28/2009 vs. Carolina (3rd)

ROAD: 10/21/2009 @ Florida (1st)

RECORDED 50 OR MORE SHOTS:

10/13/2007 vs. Washington (53)

ALLOWED 50 OR MORE SHOTS:

1/8/2010 vs. Toronto (50)

SCORED A SHORT-HANDED GOAL:

3/18/2010 @ Tampa Bay (Derek Roy)

SCORED A GOAL WHILE TWO MEN SHORT:

1/30/1990 @ Quebec (Phil Housley)

SCORED TWO SHORT-HANDED GOALS IN ONE GAME:

3/30/2007 vs. NY Islanders (Derek Roy, Chris Drury)

SCORED THREE SHORT-HANDED GOALS IN ONE GAME:

3/19/1998 vs. Florida (Michael Peca and Alexei Zhitnik [2])



THE LAST TIME THE SABRES...

ALLOWED A SHORT-HANDED GOAL:

11/14/2009 @ Philadelphia (Jeff Carter)

ALLOWED A SHORT-HANDED GOAL WITH A TWO-MAN ADVANTAGE:

10/20/2006 vs. Carolina (Mike Commodore)

ALLOWED TWO SHORT-HANDED GOALS IN ONE GAME:

12/22/2007 @ Philadelphia (Jeff Carter, Mike Richards)

ALLOWED THREE SHORT-HANDED GOALS IN ONE GAME:

(Has never happened.)

SCORED AN EMPTY NET GOAL:

HOME: 3/10/2010 vs. Dallas (Derek Roy)

ROAD: 3/18/2010 @ Tampa Bay (Thomas Vanek)

ALLOWED AN EMPTY NET GOAL:

HOME: 3/26/2010 vs. Ottawa (Daniel Alfredsson)

ROAD: 4/1/2010 @ Toronto (Fredrik Sjostrom)

SCORED ON A PENALTY SHOT:

4/10/2010 @ Ottawa (Thomas Vanek on Pascal Leclaire – even strength)

WERE UNSUCCESSFUL ON A PENALTY SHOT:

12/1/2007 vs. Carolina (Drew Stafford on John Grahame)

ALLOWED A GOAL ON A PENALTY SHOT:

1/19/2008 @ Florida (David Booth on Ryan Miller)

STOPPED THE SHOOTER ON A PENALTY SHOT:

3/29/2010 @ Boston (Marco Sturm on Ryan Miller)

THE LAST TIME: LEADS & DEFICITS

THE SABRES TRAILED BY TWO GOALS AND WON:

March 24, 2010 vs. Montreal (3-2, SO)

THE SABRES TRAILED BY THREE GOALS AND WON:

January 1, 2010 vs. Atlanta (4-3, OT)

THE SABRES TRAILED BY FOUR GOALS AND WON:

January, 21, 1989 @ Boston (6-5, OT)

THE SABRES TRAILED BY FIVE GOALS AND WON:

February, 25, 1983 vs. Boston (7-6)

THE SABRES LED BY TWO GOALS AND LOST:

February 11, 2010 @ Carolina (4-3, OT)

THE SABRES LED BY THREE GOALS AND LOST:

February 25, 2008 vs. Philadelphia (4-3, SO)

THE SABRES LED BY FOUR GOALS AND LOST:

March 12, 1987 @ Calgary (10-4)

THE SABRES LED BY FIVE GOALS AND LOST:

Has never happened.



SEPTEMBER 2009

- 17:** Forwards Luke Adam, Marcus Foligno, Zach Kassian, Jacob Lagace, defensemen Nick Crawford, Brayden McNabb have been returned to their junior clubs.
- 22:** Forwards Paul Byron, Tyler Ennis, Brad Larsen, Maxime Legault, Mark McCutcheon, Kyle Rank, Travis Turnbull, Derek Whitemore; defensemen T.J. Brennan, Matt Generous, Mike Kostka, Dennis Persson, Drew Schiestel and goaltender J.P. Lamoureux have been assigned to Portland (AHL).
- 26:** Mark Mancari signed to a one-year contract; assign Mancari, Jeff Cowan, Joe DiPenta, Jhonas Enroth, Philip Gogulla, Marc-Andre Gragnani and Felix Schutz to Portland (AHL).
- 29:** Cody McCormick assigned to Portland (AHL).
- 30:** Nathan Gerbe and Mike Weber assigned to Portland (AHL); announced that Adam Mair has Injured Non-Roster status because he did not pass his pre-season physical.

OCTOBER 2009

- 15:** Adam Mair added to active roster; Andrej Sekera placed on IR.
- 20:** Acquired 3rd-round pick in 2010 Entry Draft and conditional 2010 draft pick from Boston in exchange for Daniel Paille.
- 31:** Andrej Sekera activated from IR.

NOVEMBER 2009

- 4:** Recalled Jhonas Enroth from Portland (AHL); Toni Lydman placed on IR.
- 9:** Adam Mair placed on waivers.
- 10:** Adam Mair clears waivers.
- 12:** Jhonas Enroth re-assigned to Portland (AHL).
- 14:** Tyler Ennis recalled from Portland (AHL).
- 15:** Tyler Ennis re-assigned to Portland (AHL).
- 20:** Toni Lydman activated from IR.
- 21:** Mike Grier placed on IR.
- 24:** Mike Grier activated from IR.

DECEMBER 2009

- 4:** Paul Gaustad placed on IR; Jhonas Enroth recalled from Portland (AHL); Patrick Lalime assigned to Portland (AHL).
- 6:** Patrick Lalime recalled from Portland (AHL); Jhonas Enroth re-assigned to Portland (AHL).
- 9:** Nathan Gerbe recalled from Portland (AHL).
- 12:** Mark Mancari recalled from Portland (AHL); Chris Butler placed on IR.
- 13:** Paul Gaustad activated from IR.
Mark Mancari has been re-assigned to Portland (AHL).
- 27:** Chris Butler activated from IR; Nathan Gerbe placed on IR.
- 31:** Nathan Gerbe activated from IR; re-assigned to Portland (AHL).

JANUARY 2010

- 4:** Nathan Paetsch placed on waivers.
- 5:** Nathan Paetsch clears waivers.

FEBRUARY 2010

No transactions made..

MARCH 2010

- 3:** Acquired Raffi Torres from Columbus in exchange for Nathan Paetsch and a 2nd round pick (previously acquired from Vancouver) in the 2010 Entry Draft; traded Clarke MacArthur to Atlanta for Atlanta's 3rd and 4th round picks in the 2010 Entry Draft.
- 6:** Recalled Mancari from Portland (AHL).
- 13:** Loaned Mancari to Portland (AHL).
- 27:** Recalled Tyler Ennis from Portland.
- 28:** Recalled Nathan Gerbe and Mark Mancari from Portland.
- 31:** Mark Mancari re-assigned to Portland.

APRIL 2010

- 8:** Recalled Mark Mancari from Portland.
- 9:** Mark Mancari re-assigned to Portland.

**INJURY REPORT** (Total Man Games Lost :135)

Player	Injury	Date	Number of Games
Toni Lydman	Hand	Oct. 3-10	3 games
	Groin	Oct. 24-Nov. 18	11 games
Andrej Sekera	Ribs	Oct. 13-30	7 games
Thomas Vanek	Upper body	Oct. 16-17	2 games
	Upper body	Dec. 19-27	3 games
	Lower body	Mar. 27- Apr. 8	7 games
Paul Gaustad	Flu-like symptoms	Oct. 30-31	2 games
	Leg	Nov. 28-Dec. 18	10 games
	Upper body	Mar. 3-16	5 games
Patrick Kaleta	Flu-like symptoms	Oct. 31	1 game
	Neck	Dec. 21-27	3 games
	Upper body	Dec. 29-Jan. 9	6 games
	Bruised foot	Feb. 3-13	6 games
	Upper body	Mar. 27- Apr. 10	8 games
Patrick Lalime	Groin	Nov. 4-12	4 games
Mike Grier	Groin	Nov. 13-25	4 games
Drew Stafford	Lower body	Nov. 14	1 game
	Groin	Mar. 7-18	7 games
Craig Rivet	Leg	Nov. 28-Dec. 5	3 games
	Flu	Apr. 8	1 game
Chris Butler	Ankle	Dec. 5-26	12 games
Nathan Gerbe	Groin	Dec. 12-Jan. 1	8 games
Derek Roy	Upper body	Dec. 27-Jan. 3	2 games
Steve Montador	Lower body	Feb. 9-11	1 game
Raffi Torres	Upper body	Mar. 20-29	6 games
Tim Connolly	Lower body	Mar. 27-Apr. 11	9 games
Jochen Hecht	Upper body	Apr. 8-11	3 games



Anaheim DUCKS



Versus

BUFFALO SABRES

2009-2010 REGULAR SEASON SUMMARY

WINS: 0 LOSSES: 1

OT LOSSES: 0

GAME-BY-GAME

@ BUFFALO

SABRES

DUCKS

ATTENDANCE

GOALTENDERS

WINNING GOAL

The Anaheim Ducks did not play in Buffalo during the 2009-2010 regular season.

@ ANAHEIM

SABRES

DUCKS

ATTENDANCE

GOALTENDERS

WINNING GOAL

January 19, 2010

4

5

15,570

Jonas Hiller / Ryan Miller

Troy Bodie

SABRES Individual Scoring



PLAYER	GP	G	A	TP	+/-	PIM	PP	SH	GW	EN	S	PCTG
TIM CONNOLLY	1	1	1	2	-1	0	1	0	0	0	3	33.3
CLARKE MACARTHUR	1	1	0	1	0	2	0	0	0	0	5	20.0
STEVE MONTADOR	1	1	0	1	0	0	0	0	0	0	5	20.0
JOCHEN HECHT	1	1	0	1	-1	0	0	0	0	0	5	20.0
THOMAS VANEK	1	0	1	1	2	0	0	0	0	0	2	0.0
JASON POMINVILLE	1	0	1	1	-1	0	0	0	0	0	4	0.0
PAUL GAUSTAD	1	0	1	1	0	2	0	0	0	0	1	0.0
MIKE GRIER	1	0	1	1	0	0	0	0	0	0	2	0.0
TYLER MYERS	1	0	1	1	-1	0	0	0	0	0	3	0.0
MATT ELLIS	1	0	0	0	-1	0	0	0	0	0	0	0.0
DEREK ROY	1	0	0	0	1	0	0	0	0	0	1	0.0
ADAM MAIR	1	0	0	0	-1	2	0	0	0	0	1	0.0
HENRIK TALLINDER	1	0	0	0	-1	0	0	0	0	0	3	0.0
TONI LYDMAN	1	0	0	0	-1	0	0	0	0	0	1	0.0
CRAIG RIVET	1	0	0	0	0	0	0	0	0	0	1	0.0
CHRIS BUTLER	1	0	0	0	1	0	0	0	0	0	1	0.0
PATRICK KALETA	1	0	0	0	-1	0	0	0	0	0	3	0.0
DREW STAFFORD	1	0	0	0	1	0	0	0	0	0	4	0.0

DUCKS Individual Scoring



PLAYER	GP	G	A	TP	+/-	PIM	PP	SH	GW	EN	S	PCTG
RYAN GETZLAF	1	1	1	2	0	2	0	0	0	0	1	100.0
EVGENY ARTYUKHIN	1	1	1	2	1	2	0	0	0	0	1	100.0
MIKE BROWN	1	1	0	1	1	0	0	0	0	0	1	100.0
TROY BODIE	1	1	0	1	0	0	0	0	1	0	3	33.3
BOBBY RYAN	1	1	0	1	0	0	1	0	0	0	3	33.3
PETTERI NOKELAINEN	1	0	1	1	0	0	0	0	0	0	1	0.0
COREY PERRY	1	0	1	1	0	0	0	0	0	0	5	0.0
STEVE EMINGER	1	0	1	1	0	2	0	0	0	0	0	0.0
KYLE CHIPCHURA	1	0	0	0	0	0	0	0	0	0	0	0.0
RYAN WHITNEY	1	0	0	0	0	0	0	0	0	0	1	0.0
JAMES WISNIEWSKI	1	0	0	0	0	0	0	0	0	0	1	0.0
SHELDON BROOKBANK	1	0	0	0	1	0	0	0	0	0	1	0.0
NICK BOYNTON	1	0	0	0	1	2	0	0	0	0	0	0.0
TODD MARCHANT	1	0	0	0	0	2	0	0	0	0	3	0.0
DAN SEXTON	1	0	0	0	0	0	0	0	0	0	0	0.0
SCOTT NIEDERMAYER	1	0	0	0	0	0	0	0	0	0	5	0.0
RYAN CARTER	1	0	0	0	1	0	0	0	0	0	0	0.0
MATT BELESKEY	1	0	0	0	0	0	0	0	0	0	4	0.0

POWER PLAY: 1-4 25.0%

PENALTY KILLING: 2-3 66.7%

POWER PLAY: 1-3 33.0%

PENALTY KILLING: 3-4 75.0%

GOALTENDING • GOALTENDING • GOALTENDING • GOALTENDING • GOALTENDING • GOALTENDING • GOALTENDING • GOALTENDING

GOALTENDER	GP	MIN	GA	GAA	EN	SO	W	L	OTL	SHOTS	SAVE%
PATRICK LALIME	1	10	4	23.00	0	0	0	0	0	11	.636
RYAN MILLER	1	48	1	1.24	0	0	0	1	0	19	.947

GOALTENDER	GP	MIN	GA	GAA	EN	SO	W	L	OTL	SHOTS	SAVE%
JONAS HILLER	1	60	4	4.00	0	0	1	0	0	45	.911



Atlanta THRASHERS



Versus

BUFFALO SABRES

2009-2010 REGULAR SEASON SUMMARY

WINS: 2 LOSSES: 2

OT LOSSES: 0

GAME-BY-GAME

	SABRES	THRASHERS	ATTENDANCE	GOALTENDERS	WINNING GOAL
@ BUFFALO					
October, 17, 2009	2	4	18,690	Johan Hedberg / Patrick Lalime	Todd White
January 1, 2010	4 (OT)	3	18,690	Ryan Miller / Johan Hedberg	Derek Roy
@ ATLANTA					
January 14, 2010	2 (OT)	1	11,313	Ryan Miller / Ondrej Pavelec	Derek Roy
March 16, 2010	3	4	12,540	Johan Hedberg / Patrick Lalime	Jim Slater

SABRES Individual Scoring



PLAYER	GP	G	A	TP	+/-	PIM	PP	SH	GW	EN	S	PCTG
TIM CONNOLLY	4	1	5	6	1	4	0	0	0	0	13	7.7
DEREK ROY	4	2	1	3	-1	4	1	0	2	0	7	28.6
JOCHEN HECHT	4	2	1	3	0	2	0	0	0	0	10	20.0
TONI LYDMAN	4	0	3	3	2	4	0	0	0	0	10	0.0
TIM KENNEDY	4	1	1	2	2	4	0	0	0	0	6	16.7
CLARKE MACARTHUR	3	1	1	2	1	0	0	0	0	0	7	14.3
JASON POMINVILLE	4	1	1	2	-2	0	1	0	0	0	13	7.7
TYLER MYERS	4	0	2	2	-2	0	0	0	0	0	6	0.0
CHRIS BUTLER	3	0	2	2	0	4	0	0	0	0	1	0.0
STEVE MONTADOR	4	0	2	2	4	6	0	0	0	0	6	0.0
ADAM MAIR	4	0	2	2	3	4	0	0	0	0	2	0.0
PATRICK KALETA	3	1	0	1	0	2	0	0	0	0	4	25.0
DREW STAFFORD	3	1	0	1	0	0	1	0	0	0	9	11.1
MATT ELLIS	2	1	0	1	2	0	0	0	0	0	4	25.0
MIKE GRIER	4	0	0	0	-2	0	0	0	0	0	7	0.0
CRAIG RIVET	4	0	0	0	-1	6	0	0	0	0	4	0.0
DANIEL PAILLE	1	0	0	0	0	0	0	0	0	0	1	0.0
PAUL GAUSTAD	4	0	0	0	-3	4	0	0	0	0	9	0.0
ANDREJ SEKERA	1	0	0	0	-1	0	0	0	0	0	3	0.0
HENRIK TALLINDER	4	0	0	0	-2	6	0	0	0	0	0	0.0
RAFFI TORRES	1	0	0	0	-1	0	0	0	0	0	2	0.0
THOMAS VANEK	3	0	0	0	-1	2	0	0	0	0	5	0.0

THRASHERS Individual Scoring



PLAYER	GP	G	A	TP	+/-	PIM	PP	SH	GW	EN	S	PCTG
NIK ANTROPOV	4	1	4	5	3	8	0	0	0	0	4	25.0
ILYA KOVALCHUK	3	4	0	4	1	0	2	0	0	0	14	28.6
TOBIAS ENSTROM	4	0	4	4	-1	0	0	0	0	0	6	0.0
BRYAN LITTLE	4	2	1	3	1	2	1	0	0	0	12	16.7
MAXIM AFINOGENOV	4	2	1	3	0	0	0	0	0	0	10	20.0
VYACHESLAV KOZLOV	4	0	3	3	-2	0	0	0	0	0	9	0.0
RICH PEVERLEY	4	0	3	3	-1	2	0	0	0	0	9	0.0
NICKLAS BERGFORS	1	0	3	3	2	0	0	0	0	0	2	0.0
TODD WHITE	3	1	1	2	-1	0	1	0	1	0	6	16.7
EVANDER KANE	3	1	0	1	-1	0	0	0	0	0	4	25.0
JIM SLATER	3	1	0	1	1	2	0	0	1	0	6	16.7
ZACH BOGOSIAN	4	0	1	1	1	10	0	0	0	0	9	0.0
CLARKE MACARTHUR	1	0	1	1	1	0	0	0	0	0	1	0.0
ANSSI SALMELA	1	0	1	1	-1	0	0	0	0	0	0	0.0
ERIC BOULTON	2	0	0	0	0	0	0	0	0	0	0	0.0
CHRISTOPH SCHUBERT	3	0	0	0	0	6	0	0	0	0	3	0.0
CHRIS THORBURN	3	0	0	0	0	2	0	0	0	0	1	0.0
MARK POPOVIC	2	0	0	0	3	0	0	0	0	0	0	0.0
COLBY ARMSTRONG	4	0	0	0	-1	0	0	0	0	0	4	0.0
RON HAINSEY	4	0	0	0	0	4	0	0	0	0	10	0.0
JOHN ODUYA	1	0	0	0	0	2	0	0	0	0	1	0.0
EVGENY ARTYUKHIN	1	0	0	0	-1	2	0	0	0	0	0	0.0
BORIS VALABIK	1	0	0	0	0	0	0	0	0	0	2	0.0
PAVEL KUBINA	4	0	0	0	-2	2	0	0	0	0	6	0.0
MARTY REASONER	4	0	0	0	-1	2	0	0	0	0	2	0.0

POWER PLAY: 3-19 15.8%
PENALTY KILLING: 19-23 82.6%

POWER PLAY: 4-23 17.4%
PENALTY KILLING: 16-19 84.2%

GOALTENDING ■ GOALTENDING ■ GOALTENDING ■ GOALTENDING ■ GOALTENDING ■ GOALTENDING ■ GOALTENDING ■ GOALTENDING

GOALTENDER	GP	MIN	GA	GAA	EN	SO	W	L	OTL	SHOTS	SAVE%
PATRICK LALIME	2	112	5	2.66	0	0	0	2	0	48	.896
RYAN MILLER	3	131	7	3.20	0	0	2	0	0	73	.904
GOALTENDER	GP	MIN	GA	GAA	EN	SO	W	L	OTL	SHOTS	SAVE%
JOHAN HEDBERG	3	184	9	2.93	0	0	2	0	1	97	.907
ONDREJ PAVELEC	1	62	2	1.92	0	0	0	0	1	32	.938



Boston BRUINS



Versus

BUFFALO SABRES

2009-2010 REGULAR SEASON SUMMARY

WINS: 2 LOSSES: 2

OT LOSSES: 2

GAME-BY-GAME

@ BUFFALO

November 20, 2009
January 29, 2010
February 9, 2010

SABRES

1
2
2

BRUINS

2 (OT)
1
3 (SO)

ATTENDANCE

18,291
18,690
18,690

GOALTENDERS

Tuukka Rask / Ryan Miller
Ryan Miller / Tuukka Rask
Tuukka Rask / Ryan Miller

WINNING GOAL

Patrice Bergeron
Thomas Vanek

@ BOSTON

November 7, 2009
March 29, 2010
April 8, 2010

SABRES

2
3
1

BRUINS

4
2
3

ATTENDANCE

17,565
17,565
17,565

GOALTENDERS

Tuukka Rask / Jhonas Enroth
Ryan Miller / Tim Thomas
Tuukka Rask / Patrick Lalime

WINNING GOAL

Byron Bitz
Tim Kennedy
Dennis Wideman

SABRES Individual Scoring



PLAYER	GP	G	A	TP	+/-	PIM	PP	SH	GW	EN	S	PCTG
THOMAS VANEK	6	5	3	8	5	6	3	0	0	0	19	26.3
JASON POMINVILLE	6	1	7	8	5	2	0	0	0	0	23	4.3
DEREK ROY	6	3	3	6	2	2	0	0	0	0	19	15.8
MATT ELLIS	3	3	2	5	5	0	0	0	1	0	12	25.0
CRAIG RIVET	5	0	4	4	3	2	0	0	0	0	7	.0
TIM CONNOLLY	2	2	1	3	3	0	0	0	0	0	4	50.0
ANDREJ SEKERA	6	0	3	3	0	0	0	0	0	0	4	.0
DANIEL PAILLE	4	1	1	2	0	0	0	0	0	0	2	50.0
JOCHEN HECHT	5	1	1	2	0	0	0	1	1	0	8	12.5
DREW STAFFORD	6	1	1	2	0	2	0	0	0	0	17	5.9
JAROSLAV SPACEK	6	0	2	2	2	2	0	0	0	0	9	.0
CHRIS BUTLER	2	1	0	1	2	0	0	0	1	0	2	50.0
PAUL GAUSTAD	5	1	0	1	-2	6	0	0	0	0	7	14.3
CLARKE MACARTHUR	5	1	0	1	-1	4	1	0	0	0	2	50.0
ALES KOTALIK	3	0	1	1	1	0	0	0	0	0	7	.0
MAXIM AFINOGENOV	5	0	1	1	-5	2	0	0	0	0	8	.0
TONI LYDMAN	5	0	1	1	0	2	0	0	0	0	4	.0
ADAM MAIR	6	0	1	1	-2	8	0	0	0	0	4	.0
TEPPO NUMMINEN	6	0	1	1	0	4	0	0	0	0	4	.0
HENRIK TALLINDER	6	0	1	1	0	0	0	0	0	0	5	.0
MARK MANCARI	1	0	0	0	-1	0	0	0	0	0	1	.0
DOMINIC MOORE	1	0	0	0	1	4	0	0	0	0	3	.0
NATHAN PAETSCH	1	0	0	0	2	0	0	0	0	0	2	.0
ANDREW PETERS	3	0	0	0	0	11	0	0	0	0	0	.0
PATRICK KALETA	4	0	0	0	-1	4	0	0	0	0	1	.0

BRUINS Individual Scoring



PLAYER	GP	G	A	TP	+/-	PIM	PP	SH	GW	EN	S	PCTG
ZDENO CHARA	6	1	6	7	9	12	1	0	0	0	24	4.2
MILAN LUCIC	5	2	1	3	3	7	0	0	0	0	8	25.0
DANIEL PAILLE	6	2	0	2	-1	2	0	0	0	0	12	16.7
MARK RECCHI	6	2	0	2	-1	0	1	0	0	0	10	20.0
BYRON BITZ	3	1	1	2	2	2	0	0	1	0	2	50.0
PATRICE BERGERON	6	1	1	2	-1	0	0	0	1	0	14	7.1
MIROSLAV SATAN	4	1	1	2	4	0	0	0	0	0	5	20.0
MARCO STURM	5	1	1	2	1	4	0	0	0	0	18	5.6
DAVID KREJCI	5	1	1	2	2	4	0	0	0	0	9	11.1
BLAKE WHEELER	6	0	2	2	0	0	0	0	0	0	15	0.0
MARC SAVARD	2	0	2	2	3	2	0	0	0	0	3	0.0
STEVE BEGIN	5	0	2	2	0	2	0	0	0	0	9	0.0
DEREK MORRIS	4	0	2	2	6	0	0	0	0	0	7	0.0
DENNIS WIDEMAN	6	1	0	1	-5	4	0	0	1	0	11	9.1
DENNIS SEIDENBERG	1	1	0	1	1	0	0	0	0	0	4	25.0
SHAWN THORNTON	6	0	1	1	-2	21	0	0	0	0	5	0.0
VLADIMIR SOBOTKA	5	0	1	1	1	4	0	0	0	0	6	0.0
MARK STUART	4	0	0	0	-3	5	0	0	0	0	4	0.0
ANDREW BODNARCHUK	1	0	0	0	0	0	0	0	0	0	0	0.0
MICHAEL RYDER	6	0	0	0	1	0	0	0	0	0	12	0.0
ADAM MCQUAID	2	0	0	0	-1	0	0	0	0	0	1	0.0
ANDREW FERENCE	3	0	0	0	-1	0	0	0	0	0	7	0.0
JOHNNY BOYCHUK	3	0	0	0	2	0	0	0	0	0	9	0.0
TRENT WHITFIELD	1	0	0	0	0	0	0	0	0	0	0	0.0
BRAD MARCHAND	1	0	0	0	0	14	0	0	0	0	2	0.0
MATT HUNWICK	6	0	0	0	0	4	0	0	0	0	7	0.0

POWER PLAY: 4-17 23.5%
PENALTY KILLING: 21-26 80.8%

POWER PLAY: 2-17 11.8%
PENALTY KILLING: 17-20 85.0%

GOALTENDING ■ **GOALTENDING** ■ **GOALTENDING** ■ **GOALTENDING** ■ **GOALTENDING** ■ **GOALTENDING** ■ **GOALTENDING** ■ **GOALTENDING**

GOALTENDER	GP	MIN	GA	GAA	EN	SO	W	L	OTL	SHOTS	SAVE%
PATRICK LALIME	1	59	3	3.05	0	0	0	1	0	34	.912
RYAN MILLER	4	245	7	1.71	0	0	2	0	2	133	.947
JHONAS ENROTH	1	58	4	4.12	0	0	0	1	0	37	.892

GOALTENDER	GP	MIN	GA	GAA	EN	SO	W	L	OTL	SHOTS	SAVE%
TUUKKA RASK	6	336	8	1.43	0	1	4	1	0	175	.954
TIM THOMAS	1	26	3	6.89	0	0	0	1	0	14	.786



versus

BUFFALO SABRES

2009-2010 REGULAR SEASON SUMMARY

WINS: 1 LOSSES: 0

OT LOSSES: 0

GAME-BY-GAME

LOCATION	SABRES	FLAMES	ATTENDANCE	GOALTENDERS	WINNING GOAL
@ BUFFALO November 13, 2009	2 (SO)	1	18,690	Ryan Miller / Miikka Kiprusoff	---
@ CALGARY	SABRES	FLAMES	ATTENDANCE	GOALTENDERS	WINNING GOAL
The Buffalo Sabres did not play in Calgary during the 2009-2010 regular season.					

SABRES Individual Scoring



PLAYER	GP	G	A	TP	+/-	PIM	PP	SH	GW	EN	S	PCTG
DEREK ROY	1	1	0	1	0	0	1	0	0	0	7	14.3
CLARKE MACARTHUR	1	0	1	1	0	0	0	0	0	0	1	0.0
THOMAS VANEK	1	0	1	1	-1	0	0	0	0	0	1	0.0
ANDREJ SEKERA	1	0	0	0	0	0	0	0	0	0	1	0.0
DREW STAFFORD	1	0	0	0	-1	0	0	0	0	0	2	0.0
MATT ELLIS	1	0	0	0	0	0	0	0	0	0	2	0.0
JASON POMINVILLE	1	0	0	0	0	0	0	0	0	0	3	0.0
STEVE MONTADOR	1	0	0	0	0	0	0	0	0	0	6	0.0
PAUL GAUSTAD	1	0	0	0	0	5	0	0	0	0	0	0.0
TIM CONNOLLY	1	0	0	0	-1	0	0	0	0	0	3	0.0
ADAM MAIR	1	0	0	0	0	7	0	0	0	0	0	0.0
HENRIK TALLINDER	1	0	0	0	0	0	0	0	0	0	0	0.0
JOCHEN HECHT	1	0	0	0	0	2	0	0	0	0	3	0.0
TYLER MYERS	1	0	0	0	0	2	0	0	0	0	2	0.0
CRAIG RIVET	1	0	0	0	-1	4	0	0	0	0	0	0.0
TIM KENNEDY	1	0	0	0	0	0	0	0	0	0	1	0.0
CHRIS BUTLER	1	0	0	0	-1	0	0	0	0	0	0	0.0
PATRICK KALETA	1	0	0	0	0	2	0	0	0	0	1	0.0

FLAMES Individual Scoring



PLAYER	GP	G	A	TP	+/-	PIM	PP	SH	GW	EN	S	PCTG
DAYMOND LANGKOW	1	1	0	1	1	0	0	0	0	0	2	50.0
NIGEL DAWES	1	0	1	1	1	0	0	0	0	0	1	0.0
RENE BOURQUE	1	0	1	1	1	0	0	0	0	0	3	0.0
MARK GIORDANO	1	0	0	0	0	0	0	0	0	0	4	0.0
DION PHANEUF	1	0	0	0	0	5	0	0	0	0	1	0.0
ERIC NYSTROM	1	0	0	0	0	0	0	0	0	0	0	0.0
JAY BOUWMEESTER	1	0	0	0	1	0	0	0	0	0	1	0.0
DAVID MOSS	1	0	0	0	0	0	0	0	0	0	2	0.0
FREDRIK SJOSTROM	1	0	0	0	0	0	0	0	0	0	0	0.0
BRIAN MCGRATTAN	1	0	0	0	0	0	0	0	0	0	0	0.0
ROBYN REGEHR	1	0	0	0	0	0	0	0	0	0	2	0.0
OLLI JOKINEN	1	0	0	0	0	4	0	0	0	0	3	0.0
CORY SARICH	1	0	0	0	1	0	0	0	0	0	1	0.0
JAROME IGINLA	1	0	0	0	0	2	0	0	0	0	3	0.0
CRAIG CONROY	1	0	0	0	0	0	0	0	0	0	1	0.0
ADAM PARDY	1	0	0	0	0	4	0	0	0	0	0	0.0
DUSTIN BOYD	1	0	0	0	0	0	0	0	0	0	2	0.0
BRANDON PRUST	1	0	0	0	0	7	0	0	0	0	0	0.0

POWER PLAY:	1-4	25.0%
PENALTY KILLING:	4-4	100.0%

POWER PLAY:	0-4	0.0%
PENALTY KILLING:	3-4	75.0%

GOALTENDING ■ GOALTENDING ■ GOALTENDING ■ GOALTENDING ■ GOALTENDING ■ GOALTENDING ■ GOALTENDING ■ GOALTENDING

GOALTENDER	GP	MIN	GA	GAA	EN	SO	W	L	OTL	SHOTS	SAVE%
RYAN MILLER	1	64	1	.92	0	0	1	0	0	26	.962
GOALTENDER	GP	MIN	GA	GAA	EN	SO	W	L	OTL	SHOTS	SAVE%
MIKKA KIPRUSOFF	1	65	1	.92	0	0	0	0	1	33	.970



Carolina HURRICANES



BUFFALO SABRES

2009-2010 REGULAR SEASON SUMMARY

WINS: 2 LOSSES: 1

OT LOSSES: 1

GAME-BY-GAME

	SABRES	HURRICANES	ATTENDANCE	GOALTENDERS	WINNING GOAL
@ BUFFALO					
Nov 28, 2009	5	1	18,690	Ryan Miller / Michael Leighton	Clarke MacArthur
Feb 5, 2010	3	4	18,690	Manny Legace / Ryan Miller	Jussi Jokinen
@ CAROLINA					
Feb 11, 2010	3	4 (OT)	15,527	Manny Legace / Ryan Miller	Sergei Samsonov
Mar 21, 2010	5	3	15,311	Ryan Miller / Justin Peters	Toni Lydman

SABRES Individual Scoring



PLAYER	GP	G	A	TP	+/-	PIM	PP	SH	GW	EN	S	PCTG
DEREK ROY	4	4	3	7	3	4	0	0	0	0	10	40.0
THOMAS VANEK	4	1	6	7	6	4	0	0	0	0	12	8.3
JOCHEN HECHT	4	4	1	5	1	2	2	0	0	0	16	25.0
TYLER MYERS	4	0	4	4	0	4	0	0	0	0	2	0.0
ANDREJ SEKERA	2	1	2	3	2	0	0	0	0	0	4	25.0
DREW STAFFORD	4	1	2	3	1	4	0	0	0	0	9	11.1
TIM CONNOLLY	4	1	2	3	3	2	1	0	0	0	6	16.7
CHRIS BUTLER	4	0	3	3	3	2	0	0	0	0	1	0.0
JASON POMINVILLE	4	0	3	3	3	0	0	0	0	0	10	0.0
TIM KENNEDY	4	1	1	2	0	0	0	0	0	0	5	20.0
CLARKE MACARTHUR	3	1	1	2	-2	4	1	0	1	0	4	25.0
MIKE GRIER	4	1	0	1	0	2	0	0	0	0	8	12.5
TONI LYDMAN	4	1	0	1	2	2	0	0	1	0	3	33.3
STEVE MONTADOR	4	0	1	1	-1	0	0	0	0	0	2	0.0
MATT ELLIS	3	0	0	0	-1	0	0	0	0	0	4	0.0
NATHAN PAETSCH	1	0	0	0	0	2	0	0	0	0	0	0.0
ADAM MAIR	4	0	0	0	-2	16	0	0	0	0	1	0.0
PATRICK KALETA	1	0	0	0	1	0	0	0	0	0	0	0.0
HENRIK TALLINDER	4	0	0	0	-1	0	0	0	0	0	2	0.0
PAUL GAUSTAD	3	0	0	0	-2	2	0	0	0	0	8	0.0
CRAIG RIVET	3	0	0	0	0	4	0	0	0	0	0	0.0

HURRICANES Individual Scoring



PLAYER	GP	G	A	TP	+/-	PIM	PP	SH	GW	EN	S	PCTG
BRANDON SUTTER	4	2	2	4	1	0	1	0	0	0	12	16.7
SERGEI SAMSONOV	4	2	2	4	2	4	0	0	1	0	7	28.6
ERIC STAAL	4	2	1	3	-2	2	1	0	0	0	13	15.4
JUSSI JOKINEN	4	1	2	3	-1	4	0	0	1	0	9	11.1
MATT CULLEN	3	1	1	2	1	0	0	0	0	0	4	25.0
RAY WHITNEY	4	1	1	2	0	2	1	0	0	0	7	14.3
AARON WARD	3	1	0	1	-2	4	0	0	0	0	5	20.0
TOM KOSTOPOULOS	4	1	0	1	1	0	0	0	0	0	5	20.0
STEPHANE YELLE	3	1	0	1	-1	0	0	0	0	0	5	20.0
ROD BRIND'AMOUR	4	0	1	1	-1	2	0	0	0	0	8	0.0
TIM GLEASON	3	0	1	1	-2	2	0	0	0	0	1	0.0
TUOMO RUUTU	3	0	1	1	-2	2	0	0	0	0	5	0.0
JAMIE MCBAIN	1	0	1	1	0	0	0	0	0	0	2	0.0
ZACH BOYCHUK	2	0	1	1	-1	0	0	0	0	0	4	0.0
BRETT CARSON	3	0	1	1	2	0	0	0	0	0	1	0.0
JONI PITKANEN	3	0	1	1	-2	6	0	0	0	0	9	0.0
BRYAN RODNEY	2	0	0	0	0	0	0	0	0	0	5	0.0
PATRICK DWYER	4	0	0	0	-2	0	0	0	0	0	5	0.0
ANDREW ALBERTS	3	0	0	0	-1	2	0	0	0	0	1	0.0
NICLAS WALLIN	1	0	0	0	1	0	0	0	0	0	1	0.0
ERIK COLE	2	0	0	0	-2	0	0	0	0	0	4	0.0
CHAD LAROSE	1	0	0	0	0	2	0	0	0	0	0	0.0
JAY HARRISON	1	0	0	0	0	0	0	0	0	0	1	0.0
JOE CORVO	3	0	0	0	-1	0	0	0	0	0	9	0.0
BRIAN POTHIER	1	0	0	0	-2	0	0	0	0	0	0	0.0
STEVEN GOERTZEN	2	0	0	0	-2	0	0	0	0	0	0	0.0

POWER PLAY: 4-15 26.7%
 PENALTY KILLING: 18-21 85.7%

POWER PLAY: 3-21 14.3%
 PENALTY KILLING: 11-15 73.3%

GOALTENDING ■ GOALTENDING ■ GOALTENDING ■ GOALTENDING ■ GOALTENDING ■ GOALTENDING ■ GOALTENDING ■ GOALTENDING

GOALTENDER	GP	MIN	GA	GAA	EN	SO	W	L	OTL	SHOTS	SAVE%
RYAN MILLER	4	240	12	2.99	0	0	2	1	1	123	.902
MANNY LEGACE	3	149	7	2.81	0	0	2	0	0	69	.899
JUSTIN PETERS	1	28	4	8.36	0	0	0	1	0	14	.714
MICHAEL LEIGHTON	1	59	5	5.00	0	0	0	1	0	24	.792



Chicago BLACKHAWKS



BUFFALO SABRES

2009-2010 REGULAR SEASON SUMMARY

WINS: 1 LOSSES: 0

OT LOSSES: 0

GAME-BY-GAME

@ BUFFALO
Dec 11, 2009

SABRES
2

BLACKHAWKS
1

ATTENDANCE
18,009

GOALTENDERS
Patrick Lalime / Cristobal Huet

WINNING GOAL
Clarke MacArthur

@ CHICAGO

SABRES

BLACKHAWKS

ATTENDANCE

GOALTENDERS

WINNING GOAL

The Buffalo Sabres did not play in Chicago during the 2009-2010 regular season.

SABRES Individual Scoring



PLAYER	GP	G	A	TP	+/-	PIM	PP	SH	GW	EN	S	PCTG
CLARKE MACARTHUR	1	1	0	1	1	0	0	0	1	0	1	100.0
THOMAS VANEK	1	1	0	1	0	0	1	0	0	0	4	25.0
TYLER MYERS	1	0	1	1	0	0	0	0	0	0	1	0.0
TIM KENNEDY	1	0	1	1	0	0	0	0	0	0	2	0.0
TIM CONNOLLY	1	0	1	1	0	0	0	0	0	0	1	0.0
JOCHEN HECHT	1	0	0	0	-1	0	0	0	0	0	5	0.0
CRAIG RIVET	1	0	0	0	-1	0	0	0	0	0	0	0.0
NATHAN GERBE	1	0	0	0	0	0	0	0	0	0	5	0.0
PATRICK KALETA	1	0	0	0	0	2	0	0	0	0	1	0.0
ANDREJ SEKERA	1	0	0	0	1	0	0	0	0	0	0	0.0
DREW STAFFORD	1	0	0	0	0	2	0	0	0	0	3	0.0
MATT ELLIS	1	0	0	0	0	0	0	0	0	0	0	0.0
JASON POMINVILLE	1	0	0	0	0	0	0	0	0	0	4	0.0
DEREK ROY	1	0	0	0	0	2	0	0	0	0	5	0.0
STEVE MONTADOR	1	0	0	0	1	0	0	0	0	0	1	0.0
ADAM MAIR	1	0	0	0	0	0	0	0	0	0	0	0.0
HENRIK TALLINDER	1	0	0	0	0	2	0	0	0	0	0	0.0
TONI LYDMAN	1	0	0	0	-1	0	0	0	0	0	0	0.0

BLACKHAWKS Individual Scoring



PLAYER	GP	G	A	TP	+/-	PIM	PP	SH	GW	EN	S	PCTG
PATRICK SHARP	1	1	0	1	1	2	0	0	0	0	4	25.0
PATRICK KANE	1	0	1	1	1	0	0	0	0	0	7	0.0
NIKLAS HJALMARSSON	1	0	1	1	1	0	0	0	0	0	1	0.0
MARIAN HOSSA	1	0	0	0	-1	0	0	0	0	0	2	0.0
BRENT SOPEL	1	0	0	0	0	0	0	0	0	0	0	0.0
JONATHAN TOEWS	1	0	0	0	-1	0	0	0	0	0	7	0.0
TROY BROUWER	1	0	0	0	0	0	0	0	0	0	3	0.0
KRIS VERSTEEG	1	0	0	0	0	0	0	0	0	0	1	0.0
ANDREW LADD	1	0	0	0	0	0	0	0	0	0	1	0.0
CAM BARKER	1	0	0	0	0	0	0	0	0	0	2	0.0
DUSTIN BYFUGLIEN	1	0	0	0	1	4	0	0	0	0	1	0.0
COLIN FRASER	1	0	0	0	0	0	0	0	0	0	1	0.0
BRENT SEABROOK	1	0	0	0	-1	0	0	0	0	0	2	0.0
DUNCAN KEITH	1	0	0	0	-1	2	0	0	0	0	6	0.0
BEN EAGER	1	0	0	0	0	2	0	0	0	0	1	0.0
TOMAS KOPECKY	1	0	0	0	-1	0	0	0	0	0	0	0.0
JOHN MADDEN	1	0	0	0	0	0	0	0	0	0	1	0.0
BRIAN CAMPBELL	1	0	0	0	1	0	0	0	0	0	0	0.0

POWER PLAY: 1-5 20.0%
PENALTY KILLING: 3-3 100.0%

POWER PLAY: 0-3 0.0%
PENALTY KILLING: 4-5 80.0%

GOALTENDING ■ GOALTENDING ■ GOALTENDING ■ GOALTENDING ■ GOALTENDING ■ GOALTENDING ■ GOALTENDING ■ GOALTENDING

GOALTENDER	GP	MIN	GA	GAA	EN	SO	W	L	OTL	SHOTS	SAVE%
PATRICK LALIME	1	60	1	1.00	0	0	1	0	0	40	.975

GOALTENDER	GP	MIN	GA	GAA	EN	SO	W	L	OTL	SHOTS	SAVE%
CRISTOBAL HUET	1	58	2	2.04	0	0	0	1	0	33	.939



Colorado AVALANCHE



versus

BUFFALO SABRES

2009-2010 REGULAR SEASON SUMMARY

WINS: 0 LOSSES: 0

OT LOSSES: 1

GAME-BY-GAME

@ BUFFALO
January 9, 2010

SABRES
3

AVALANCHE
4 (SO)

ATTENDANCE
18,690

GOALTENDERS
Patrick Lalime / Craig Anderson

WINNING GOAL

@ COLORADO

SABRES

AVALANCHE

ATTENDANCE

GOALTENDERS

WINNING GOAL

The Buffalo Sabres did not play in Colorado during the 2009-2010 regular season.

SABRES Individual Scoring



PLAYER	GP	G	A	TP	+/-	PIM	PP	SH	GW	EN	S	PCTG
DREW STAFFORD	1	1	1	2	0	2	1	0	0	0	4	25.0
JOCHEN HECHT	1	1	0	1	0	0	0	0	0	0	6	16.7
THOMAS VANEK	1	1	0	1	0	0	0	0	0	0	6	16.7
TIM KENNEDY	1	0	1	1	-1	0	0	0	0	0	1	0.0
DEREK ROY	1	0	1	1	0	0	0	0	0	0	2	0.0
PAUL GAUSTAD	1	0	1	1	-2	0	0	0	0	0	2	0.0
TIM CONNOLLY	1	0	1	1	1	0	0	0	0	0	3	0.0
HENRIK TALLINDER	1	0	0	0	0	0	0	0	0	0	1	0.0
TONI LYDMAN	1	0	0	0	-1	0	0	0	0	0	0	0.0
MIKE GRIER	1	0	0	0	-1	0	0	0	0	0	0	0.0
TYLER MYERS	1	0	0	0	0	2	0	0	0	0	0	0.0
CRAIG RIVET	1	0	0	0	0	0	0	0	0	0	2	0.0
CHRIS BUTLER	1	0	0	0	1	0	0	0	0	0	0	0.0
CLARKE MACARTHUR	1	0	0	0	0	2	0	0	0	0	2	0.0
MATT ELLIS	1	0	0	0	0	0	0	0	0	0	2	0.0
JASON POMINVILLE	1	0	0	0	0	0	0	0	0	0	3	0.0
STEVE MONTADOR	1	0	0	0	-2	7	0	0	0	0	1	0.0
ADAM MAIR	1	0	0	0	0	2	0	0	0	0	0	0.0

AVALANCHE Individual Scoring



PLAYER	GP	G	A	TP	+/-	PIM	PP	SH	GW	EN	S	PCTG
MATT DUCHENE	1	2	0	2	2	0	0	0	0	0	2	100.0
BRANDON YIP	1	1	1	2	2	0	0	0	0	0	3	33.3
MATT HENDRICKS	1	0	1	1	1	2	0	0	0	0	2	0.0
MILAN HEJDUK	1	0	1	1	1	0	0	0	0	0	3	0.0
RYAN WILSON	1	0	1	1	1	0	0	0	0	0	1	0.0
PAUL STASTNY	1	0	1	1	-1	0	0	0	0	0	2	0.0
JOHN-MICHAEL LILES	1	0	0	0	1	2	0	0	0	0	1	0.0
SCOTT HANNAN	1	0	0	0	0	0	0	0	0	0	2	0.0
DARCY TUCKER	1	0	0	0	1	0	0	0	0	0	0	0.0
RYAN O'REILLY	1	0	0	0	0	0	0	0	0	0	0	0.0
T.J. GALIARDI	1	0	0	0	0	0	0	0	0	0	2	0.0
CHRIS STEWART	1	0	0	0	-2	0	0	0	0	0	1	0.0
CHRIS DURNO	1	0	0	0	0	0	0	0	0	0	0	0.0
KYLE CUMISKEY	1	0	0	0	-1	0	0	0	0	0	0	0.0
CODY MCLEOD	1	0	0	0	0	5	0	0	0	0	2	0.0
DEREK PELTIER	1	0	0	0	1	0	0	0	0	0	0	0.0
WOJTEK WOLSKI	1	0	0	0	-1	0	0	0	0	0	3	0.0
KYLE QUINCEY	1	0	0	0	0	2	0	0	0	0	6	0.0

POWER PLAY: 1-4 25.0%
PENALTY KILLING: 5-5 100.0%

POWER PLAY: 0-5 0.0%
PENALTY KILLING: 3-4 75.0%

GOALTENDING ■ GOALTENDING ■ GOALTENDING ■ GOALTENDING ■ GOALTENDING ■ GOALTENDING ■ GOALTENDING ■ GOALTENDING

GOALTENDER	GP	MIN	GA	GAA	EN	SO	W	L	OTL	SHOTS	SAVE%	
PATRICK LALIME	1	64	3	2.78	0	00			0	1	30	.900
CRAIG ANDERSON	1	65	3	2.77	0	0	1	0	0	35	.914	



Columbus BLUE JACKETS



versus

BUFFALO SABRES

2009-2010 REGULAR SEASON SUMMARY

WINS: 0 LOSSES: 1

OT LOSSES: 0

GAME-BY-GAME

@ BUFFALO

The Columbus Blue Jackets did not play in Buffalo during the 2009-2010 regular season.

SABRES

BLUE JACKETS

ATTENDANCE

GOALTENDERS

WINNING GOAL

@ COLUMBUS

February 6, 2010

SABRES

0

BLUE JACKETS

4

ATTENDANCE

18,576

GOALTENDERS

Steve Mason / Patrick Lalime

WINNING GOAL

Milan Jurcina

SABRES Individual Scoring



PLAYER	GP	G	A	TP	+/-	PIM	PP	SH	GW	EN	S	PCTG
MIKE GRIER	1	0	0	0	0	2	0	0	0	0	0	0.0
TYLER MYERS	1	0	0	0	-1	0	0	0	0	0	1	0.0
CRAIG RIVET	1	0	0	0	0	0	0	0	0	0	2	0.0
CHRIS BUTLER	1	0	0	0	-1	0	0	0	0	0	0	0.0
ANDREJ SEKERA	1	0	0	0	0	0	0	0	0	0	2	0.0
DREW STAFFORD	1	0	0	0	0	0	0	0	0	0	3	0.0
CLARKE MACARTHUR	1	0	0	0	0	0	0	0	0	0	0	0.0
THOMAS VANEK	1	0	0	0	0	0	0	0	0	0	1	0.0
MATT ELLIS	1	0	0	0	0	0	0	0	0	0	0	0.0
JASON POMINVILLE	1	0	0	0	0	0	0	0	0	0	3	0.0
DEREK ROY	1	0	0	0	-1	2	0	0	0	0	3	0.0
STEVE MONTADOR	1	0	0	0	-1	0	0	0	0	0	1	0.0
PAUL GAUSTAD	1	0	0	0	-1	0	0	0	0	0	2	0.0
TIM CONNOLLY	1	0	0	0	-1	2	0	0	0	0	7	0.0
ADAM MAIR	1	0	0	0	0	0	0	0	0	0	0	0.0
HENRIK TALLINDER	1	0	0	0	-1	0	0	0	0	0	1	0.0
TONI LYDMAN	1	0	0	0	0	7	0	0	0	0	2	0.0
JOCHEN HECHT	1	0	0	0	-2	2	0	0	0	0	0	0.0

BLUE JACKETS Individual Scoring



PLAYER	GP	G	A	TP	+/-	PIM	PP	SH	GW	EN	S	PCTG
JAKUB VORACEK	1	0	3	3	2	0	0	0	0	0	3	0.0
ANTON STRALMAN	1	1	1	2	1	2	0	0	0	0	2	50.0
RICK NASH	1	1	0	1	0	0	1	0	0	0	2	50.0
MILAN JURCINA	1	1	0	1	1	0	0	0	1	0	1	100.0
RAFFI TORRES	1	1	0	1	0	2	1	0	0	0	1	100.0
DERICK BRASSARD	1	0	1	1	2	0	0	0	0	0	2	0.0
R.J. UMBERGER	1	0	1	1	0	5	0	0	0	0	4	0.0
ANTOINE VERMETTE	1	0	1	1	1	0	0	0	0	0	0	0.0
KRISTIAN HUSELIUS	1	0	1	1	0	2	0	0	0	0	0	0.0
SAMMY PAHLSSON	1	0	0	0	0	0	0	0	0	0	2	0.0
CHRIS CLARK	1	0	0	0	1	0	0	0	0	0	0	0.0
JARED BOLL	1	0	0	0	0	5	0	0	0	0	0	0.0
KRIS RUSSELL	1	0	0	0	1	0	0	0	0	0	1	0.0
MICHAEL BLUNDEN	1	0	0	0	0	0	0	0	0	0	4	0.0
MATHIEU ROY	1	0	0	0	0	2	0	0	0	0	1	0.0
MARC METHOT	1	0	0	0	0	0	0	0	0	0	1	0.0
JAN HEJDA	1	0	0	0	0	2	0	0	0	0	0	0.0
ANDREW MURRAY	1	0	0	0	0	0	0	0	0	0	1	0.0

POWER PLAY: 0-5 0.0%

PENALTY KILLING: 4-6 66.7%

POWER PLAY: 2-6 33.3%

PENALTY KILLING: 5-5 100.0%

GOALTENDING • GOALTENDING • GOALTENDING • GOALTENDING • GOALTENDING • GOALTENDING • GOALTENDING • GOALTENDING

GOALTENDER	GP	MIN	GA	GAA	EN	SO	W	L	OTL	SHOTS	SAVE%
PATRICK LALIME	1	60	4	4.00	0	0	0	1	0	25	.840

GOALTENDER	GP	MIN	GA	GAA	EN	SO	W	L	OTL	SHOTS	SAVE%
STEVE MASON	1	60	0	0.00	0	1	1	0	0	28	1.000



Dallas STARS

BUFFALO SABRES

2009-2010 REGULAR SEASON SUMMARY

WINS: 1 LOSSES: 0

OT LOSSES: 0

GAME-BY-GAME

@ BUFFALO
March 10, 2010

SABRES
5

STARS
3

ATTENDANCE
18,690

GOALTENDERS
Ryan Miller / Marty Turco

WINNING GOAL
Thomas Vanek

@ DALLAS

The Buffalo Sabres did not play in Dallas during the 2009-2010 regular season.

SABRES

STARS

ATTENDANCE

GOALTENDERS

WINNING GOAL

SABRES Individual Scoring



PLAYER	GP	G	A	TP	+/-	PIM	PP	SH	GW	EN	S	PCTG
TYLER MYERS	1	1	3	4	4	2	0	0	0	0	4	25.0
DEREK ROY	1	1	1	2	3	0	0	0	0	1	3	33.3
MARK MANCARI	1	1	1	2	3	0	0	0	0	0	5	20.0
THOMAS VANEK	1	1	0	1	1	0	0	0	1	0	2	50.0
JASON POMINVILLE	1	1	0	1	1	0	0	0	0	0	5	20.0
RAFFI TORRES	1	0	1	1	0	0	0	0	0	0	1	0.0
TIM CONNOLLY	1	0	1	1	1	0	0	0	0	0	4	0.0
HENRIK TALLINDER	1	0	1	1	3	2	0	0	0	0	0	0.0
JOCHEN HECHT	1	0	1	1	4	0	0	0	0	0	4	0.0
CRAIG RIVET	1	0	1	1	0	0	0	0	0	0	3	0.0
ANDREJ SEKERA	1	0	0	0	-1	0	0	0	0	0	2	0.0
MATT ELLIS	1	0	0	0	-2	0	0	0	0	0	4	0.0
STEVE MONTADOR	1	0	0	0	-1	0	0	0	0	0	2	0.0
ADAM MAIR	1	0	0	0	-1	0	0	0	0	0	0	0.0
TONI LYDMAN	1	0	0	0	-1	0	0	0	0	0	0	0.0
MIKE GRIER	1	0	0	0	-1	0	0	0	0	0	2	0.0
TIM KENNEDY	1	0	0	0	-2	0	0	0	0	0	0	0.0
PATRICK KALETA	1	0	0	0	-1	5	0	0	0	0	2	0.0

POWER PLAY: 0-2 0.0%
PENALTY KILLING: 2-2 100.0%

STARS Individual Scoring



PLAYER	GP	G	A	TP	+/-	PIM	PP	SH	GW	EN	S	PCTG
JAMIE BENN	1	1	1	2	2	0	0	0	0	0	2	50.0
STEVE OTT	1	1	0	1	1	5	0	0	0	0	3	33.3
TOBY PETERSEN	1	1	0	1	-1	0	0	0	0	0	1	100.0
LOUI ERIKSSON	1	0	1	1	0	0	0	0	0	0	1	0.0
TREVOR DALEY	1	0	1	1	-2	0	0	0	0	0	2	0.0
KARLIS SKRASTINS	1	0	1	1	0	0	0	0	0	0	0	0.0
BRAD RICHARDS	1	0	1	1	1	0	0	0	0	0	3	0.0
MIKE MODANO	1	0	1	1	-2	2	0	0	0	0	1	0.0
MARK FISTRIC	1	0	0	0	0	0	0	0	0	0	2	0.0
BRANDON SEGAL	1	0	0	0	-1	0	0	0	0	0	0	0.0
JEFF WOYWITKA	1	0	0	0	-2	0	0	0	0	0	0	0.0
KRISTOPHER BARCH	1	0	0	0	-1	0	0	0	0	0	0	0.0
MIKE RIBEIRO	1	0	0	0	-3	0	0	0	0	0	0	0.0
BRENDEN MORROW	1	0	0	0	-3	0	0	0	0	0	1	0.0
STEPHANE ROBIDAS	1	0	0	0	-1	2	0	0	0	0	3	0.0
FABIAN BRUNNSTROM	1	0	0	0	0	0	0	0	0	0	0	0.0
JAMES NEAL	1	0	0	0	0	0	0	0	0	0	1	0.0
MATT NISKANEN	1	0	0	0	1	0	0	0	0	0	0	0.0

POWER PLAY: 0-2 0.0%
PENALTY KILLING: 2-2 100.0%

GOALTENDING ■ GOALTENDING ■ GOALTENDING ■ GOALTENDING ■ GOALTENDING ■ GOALTENDING ■ GOALTENDING ■ GOALTENDING

GOALTENDER	GP	MIN	GA	GAA	EN	SO	W	L	OTL	SHOTS	SAVE%
RYAN MILLER	1	60	3	3.00	0	0	1	0	0	20	.850

GOALTENDER	GP	MIN	GA	GAA	EN	SO	W	L	OTL	SHOTS	SAVE%
MARTY TURCO	1	59	4	4.06	0	0	0	1	0	42	.905



Detroit RED WINGS



versus

BUFFALO SABRES

2009-2010 REGULAR SEASON SUMMARY

WINS: 1 LOSSES: 0

OT LOSSES: 1

GAME-BY-GAME

@ BUFFALO
October 13, 2009

SABRES
6

RED WINGS
2

ATTENDANCE
17,459

GOALTENDERS
Ryan Miller / Chris Osgood

WINNING GOAL
Thomas Vanek

@ DETROIT
March 13, 2010

SABRES
2

RED WINGS
3 (OT)

ATTENDANCE
20,066

GOALTENDERS
Jimmy Howard / Ryan Miller

WINNING GOAL
Brian Rafalski

SABRES Individual Scoring



PLAYER	GP	G	A	TP	+/-	PIM	PP	SH	GW	EN	S	PCTG
JASON POMINVILLE	2	0	4	4	2	0	0	0	0	0	5	0.0
DEREK ROY	2	0	3	3	3	2	0	0	0	0	5	0.0
THOMAS VANEK	2	2	0	2	2	0	0	0	1	0	6	33.3
JOCHEN HECHT	2	2	0	2	0	0	0	0	0	0	6	33.3
PAUL GAUSTAD	2	1	1	2	2	0	0	0	0	0	4	25.0
PATRICK KALETA	2	1	1	2	2	0	0	0	0	0	2	50.0
TIM CONNOLLY	2	0	2	2	0	0	0	0	0	0	6	0.0
DREW STAFFORD	1	1	0	1	2	0	1	0	0	0	2	50.0
CLARKE MACARTHUR	1	1	0	1	1	0	0	0	0	0	2	50.0
MATT ELLIS	2	0	1	1	2	0	0	0	0	0	4	0.0
TYLER MYERS	2	0	1	1	4	4	0	0	0	0	1	0.0
STEVE MONTADOR	2	0	0	0	-1	0	0	0	0	0	5	0.0
HENRIK TALLINDER	2	0	0	0	6	0	0	0	0	0	1	0.0
ANDREJ SEKERA	1	0	0	0	0	0	0	0	0	0	1	0.0
TONI LYDMAN	2	0	0	0	0	0	0	0	0	0	1	0.0
RAFFI TORRES	1	0	0	0	-1	0	0	0	0	0	2	0.0
ADAM MAIR	1	0	0	0	0	0	0	0	0	0	0	0.0
MIKE GRIER	2	0	0	0	-2	4	0	0	0	0	2	0.0
CRAIG RIVET	2	0	0	0	0	0	0	0	0	0	0	0.0
TIM KENNEDY	2	0	0	0	-1	2	0	0	0	0	5	0.0
CHRIS BUTLER	1	0	0	0	-1	0	0	0	0	0	3	0.0

RED WINGS Individual Scoring



PLAYER	GP	G	A	TP	+/-	PIM	PP	SH	GW	EN	S	PCTG
BRIAN RAFALSKI	2	1	1	2	-2	0	1	0	1	0	6	16.7
NIKLAS KRONWALL	2	0	2	2	0	2	0	0	0	0	1	0.0
HENRIK ZETTERBERG	2	0	2	2	0	0	0	0	0	0	10	0.0
VALTERI FILPPULA	2	1	0	1	-3	0	1	0	0	0	4	25.0
PAVEL DATSYUK	2	1	0	1	-1	2	0	0	0	0	2	50.0
TOMAS HOLMSTROM	2	1	0	1	-1	2	0	0	0	0	4	25.0
PATRICK EAVES	2	1	0	1	0	0	0	0	0	0	2	50.0
JASON WILLIAMS	2	0	1	1	-2	0	0	0	0	0	4	0.0
BRAD STUART	2	0	1	1	1	2	0	0	0	0	2	0.0
NICKLAS LIDSTROM	2	0	1	1	-3	0	0	0	0	0	6	0.0
DARREN HELM	2	0	1	1	0	0	0	0	0	0	1	0.0
JONATHAN ERICSSON	1	0	0	0	-2	2	0	0	0	0	0	0.0
DEREK MEECH	1	0	0	0	-2	0	0	0	0	0	1	0.0
JOHAN FRANZEN	1	0	0	0	0	0	0	0	0	0	4	0.0
BRETT LEBDA	1	0	0	0	0	0	0	0	0	0	1	0.0
DAN CLEARY	2	0	0	0	-1	2	0	0	0	0	3	0.0
DREW MILLER	1	0	0	0	0	0	0	0	0	0	4	0.0
ANDREAS LILJA	1	0	0	0	0	0	0	0	0	0	1	0.0
TODD BERTUZZI	2	0	0	0	-1	2	0	0	0	0	2	0.0
KRIS DRAPER	1	0	0	0	1	0	0	0	0	0	1	0.0
BRAD MAY	1	0	0	0	-1	0	0	0	0	0	1	0.0
VILLE LEINO	1	0	0	0	-2	0	0	0	0	0	1	0.0
JUSTIN ABDELKADER	1	0	0	0	-1	2	0	0	0	0	1	0.0

POWER PLAY: 1-7 14.3%
PENALTY KILLING: 4-6 66.7%

POWER PLAY: 2-6 33.3%
PENALTY KILLING: 6-7 85.7%

GOALTENDING ■ GOALTENDING ■ GOALTENDING ■ GOALTENDING ■ GOALTENDING ■ GOALTENDING ■ GOALTENDING ■ GOALTENDING

GOALTENDER	GP	MIN	GA	GAA	EN	SO	W	L	OTL	SHOTS	SAVE%
RYAN MILLER	2	120	5	2.49	0	0	1	0	1	62	.919

GOALTENDER	GP	MIN	GA	GAA	EN	SO	W	L	OTL	SHOTS	SAVE%
JIMMY HOWARD	2	87	3	2.05	0	0	1	0	0	41	.927
CHRIS OSGOOD	1	32	5	9.16	0	0	0	1	0	22	.773



Edmonton OILERS



versus

BUFFALO SABRES

2009-2010 REGULAR SEASON SUMMARY

WINS: 1 LOSSES: 0

OT LOSSES: 0

GAME-BY-GAME

@ BUFFALO November 11, 2009	SABRES 3	OILERS 1	ATTENDANCE 17,797	GOALTENDERS Ryan Miller / Nikolai Khabibulin	WINNING GOAL Steve Montador
@ EDMONTON	SABRES	OILERS	ATTENDANCE	GOALTENDERS ---	WINNING GOAL ---

The Buffalo Sabres did not play in Edmonton during the 2009-2010 regular season.

SABRES Individual Scoring



PLAYER	GP	G	A	TP	+/-	PIM	PP	SH	GW	EN	S	PCTG
TIM CONNOLLY	1	0	2	2	2	0	0	0	0	0	1	0.0
JOCHEN HECHT	1	1	0	1	1	2	0	0	0	1	2	50.0
DREW STAFFORD	1	1	0	1	2	0	0	0	0	0	1	100.0
STEVE MONTADOR	1	1	0	1	1	0	0	0	1	0	4	25.0
ANDREJ SEKERA	1	0	1	1	2	0	0	0	0	0	2	0.0
THOMAS VANEK	1	0	1	1	2	6	0	0	0	0	3	0.0
HENRIK TALLINDER	1	0	0	0	0	0	0	0	0	0	0	0.0
MIKE GRIER	1	0	0	0	0	0	0	0	0	0	1	0.0
TYLER MYERS	1	0	0	0	0	0	0	0	0	0	0	0.0
CRAIG RIVET	1	0	0	0	2	0	0	0	0	0	1	0.0
TIM KENNEDY	1	0	0	0	0	2	0	0	0	0	1	0.0
CHRIS BUTLER	1	0	0	0	1	0	0	0	0	0	1	0.0
PATRICK KALETA	1	0	0	0	0	0	0	0	0	0	0	0.0
CLARKE MACARTHUR	1	0	0	0	0	15	0	0	0	0	2	0.0
MATT ELLIS	1	0	0	0	0	0	0	0	0	0	1	0.0
JASON POMINVILLE	1	0	0	0	1	0	0	0	0	0	2	0.0
DEREK ROY	1	0	0	0	0	0	0	0	0	0	3	0.0
PAUL GAUSTAD	1	0	0	0	1	2	0	0	0	0	1	0.0

POWER PLAY:	0-4	0.0%
PENALTY KILLING:	6-7	85.7%

OILERS Individual Scoring



PLAYER	GP	G	A	TP	+/-	PIM	PP	SH	GW	EN	S	PCTG
PATRICK O'SULLIVAN	1	1	0	1	-1	0	1	0	0	0	5	20.0
ALES HEMSKY	1	0	1	1	-1	0	0	0	0	0	3	0.0
LUBOMIR VISNOVSKY	1	0	1	1	-1	0	0	0	0	0	2	0.0
MIKE COMRIE	1	0	0	0	-1	0	0	0	0	0	1	0.0
FERNANDO PISANI	1	0	0	0	-2	0	0	0	0	0	0	0.0
JASON STRUDWICK	1	0	0	0	-1	0	0	0	0	0	0	0.0
ETHAN MOREAU	1	0	0	0	0	2	0	0	0	0	2	0.0
SAM GAGNER	1	0	0	0	-1	2	0	0	0	0	3	0.0
STEVE STAIOS	1	0	0	0	-1	4	0	0	0	0	2	0.0
ANDREW COGLIANO	1	0	0	0	0	0	0	0	0	0	1	0.0
GILBERT BRULE	1	0	0	0	0	0	0	0	0	0	2	0.0
LIAM REDDOX	1	0	0	0	-2	0	0	0	0	0	0	0.0
LADISLAV SMID	1	0	0	0	-1	0	0	0	0	0	0	0.0
DUSTIN PENNER	1	0	0	0	-1	0	0	0	0	0	3	0.0
ZACK STORTINI	1	0	0	0	0	0	0	0	0	0	1	0.0
RYAN POTULNY	1	0	0	0	-2	0	0	0	0	0	1	0.0
DENIS GREBESHKOV	1	0	0	0	0	0	0	0	0	0	0	0.0
TOM GILBERT	1	0	0	0	-1	2	0	0	0	0	3	0.0

POWER PLAY:	0-2	0.0%
PENALTY KILLING:	2-2	100.0%

GOALTENDING • GOALTENDING • GOALTENDING • GOALTENDING • GOALTENDING • GOALTENDING • GOALTENDING • GOALTENDING

GOALTENDER	GP	MIN	GA	GAA	EN	SO	W	L	OTL	SHOTS	SAVE%
RYAN MILLER	1	59	1	1.01	0	0	1	0	0	29	.966
GOALTENDER	GP	MIN	GA	GAA	EN	SO	W	L	OTL	SHOTS	SAVE%
NIKOLAI KHABIBULIN	1	58	2	2.04	0	0	0	1	0	25	.920



Florida PANTHERS



versus

BUFFALO SABRES

2009-2010 REGULAR SEASON SUMMARY

WINS: 3 LOSSES: 1

OT LOSSES: 0

GAME-BY-GAME

	SABRES	PANTHERS	ATTENDANCE	GOALTENDERS	WINNING GOAL
@ BUFFALO					
November 18, 2009	2	6	18,546	Tomas Vokoun / Ryan Miller	Cory Stillman
March 31, 2010	6	2	18,690	Ryan Miller / Tomas Vokoun	Nathan Gerbe
@ FLORIDA					
October 21, 2009	5	2	12,607	Tomas Vokoun / Ryan Miller	Matt Ellis
March 20, 2010	3	1	18,217	Ryan Miller / Tomas Vokoun	Patrick Kaleta

SABRES Individual Scoring



PLAYER	GP	G	A	TP	+/-	PIM	PP	SH	GW	EN	S	PCTG
MATT ELLIS	4	1	3	4	3	0	0	0	1	0	9	11.1
HENRIK TALLINDER	4	1	3	4	6	6	0	0	0	0	4	25.0
TYLER MYERS	4	1	3	4	6	0	0	0	0	0	7	14.3
THOMAS VANEK	3	1	2	3	0	4	0	0	0	0	9	11.1
JOCHEN HECHT	4	1	2	3	2	0	0	0	0	0	8	12.5
RAFFI TORRES	1	0	3	3	1	0	0	0	0	0	2	0.0
JASON POMINVILLE	4	2	0	2	-1	4	1	0	0	0	14	14.3
MIKE GRIER	3	2	0	2	2	0	0	0	0	0	5	40.0
DREW STAFFORD	4	1	1	2	2	0	0	0	0	0	11	9.1
ADAM MAIR	3	1	1	2	0	2	0	0	0	0	3	33.3
TIM KENNEDY	4	1	1	2	1	2	0	0	0	0	5	20.0
PATRICK KALETA	3	1	1	2	1	6	0	0	1	0	5	20.0
DEREK ROY	4	0	2	2	1	2	0	0	0	0	9	0.0
STEVE MONTADOR	4	0	2	2	1	2	0	0	0	0	11	0.0
PAUL GAUSTAD	4	0	2	2	3	0	0	0	0	0	8	0.0
TIM CONNOLLY	3	0	2	2	-3	2	0	0	0	0	5	0.0
CLARKE MACARTHUR	2	1	0	1	-2	14	1	0	0	0	3	33.3
TYLER ENNIS	1	1	0	1	1	0	0	0	0	0	3	33.3
NATHAN GERBE	1	1	0	1	0	0	1	0	1	0	6	16.7
CRAIG RIVET	4	0	1	1	-3	4	0	0	0	0	2	0.0
CHRIS BUTLER	3	0	1	1	-2	0	0	0	0	0	4	0.0
TONI LYDMAN	3	0	0	0	0	0	0	0	0	0	7	0.0
ANDREJ SEKERA	2	0	0	0	0	0	0	0	0	0	1	0.0

PANTHERS Individual Scoring



PLAYER	GP	G	A	TP	+/-	PIM	PP	SH	GW	EN	S	PCTG
ROSTISLAV OLESZ	3	2	2	4	2	2	1	0	0	1	10	20.0
MICHAEL FROLIK	4	2	1	3	0	0	0	0	0	0	7	28.6
STEPHEN WEISS	4	1	2	3	-2	0	0	0	0	0	8	12.5
GREGORY CAMPBELL	3	0	3	3	1	0	0	0	0	0	4	0.0
KEITH BALLARD	4	0	3	3	0	0	0	0	0	0	2	0.0
DOMINIC MOORE	2	1	1	2	-1	2	0	0	0	0	4	25.0
STEVEN REINPRECHT	4	1	1	2	-1	0	0	0	0	0	9	11.1
BRYAN MCCABE	4	1	1	2	-2	2	1	0	0	0	10	10.0
NATHAN HORTON	4	0	2	2	-2	20	0	0	0	0	6	0.0
JEFF TAFFE	1	1	0	1	0	0	0	0	0	0	1	100.0
BYRON BITZ	1	1	0	1	0	0	0	0	0	0	1	100.0
CORY STILLMAN	4	1	0	1	-2	0	0	0	1	0	5	20.0
KAMIL KREPS	4	0	1	1	-1	2	0	0	0	0	6	0.0
STEVE MACINTYRE	1	0	1	1	0	0	0	0	0	0	0	0.0
VILLE KOISTINEN	1	0	1	1	-1	0	0	0	0	0	3	0.0
DAVID BOOTH	2	0	1	1	0	0	0	0	0	0	10	0.0
NICK TARNASKY	1	0	0	0	-1	0	0	0	0	0	0	0.0
DENNIS SEIDENBERG	2	0	0	0	2	0	0	0	0	0	7	0.0
JASON GARRISON	2	0	0	0	-2	6	0	0	0	0	0	0.0
KEATON ELLERBY	2	0	0	0	0	0	0	0	0	0	1	0.0
SHAWN MATTHIAS	2	0	0	0	0	0	0	0	0	0	2	0.0
JORDAN LEOPOLD	2	0	0	0	-1	2	0	0	0	0	2	0.0
BRYAN ALLEN	4	0	0	0	-2	2	0	0	0	0	3	0.0
KENDAL MCDARLE	1	0	0	0	0	0	0	0	0	0	0	0.0
RADEK DVORAK	4	0	0	0	-2	0	0	0	0	0	7	0.0
VICTOR ORESKOVICH	2	0	0	0	-1	4	0	0	0	0	0	0.0
DMITRY KULIKOV	4	0	0	0	-4	2	0	0	0	0	6	0.0

POWER PLAY: 3-15 20.0%

PENALTY KILLING: 16-18 88.9%

POWER PLAY: 2-18 11.1%

PENALTY KILLING: 12-15 80.0%

GOALTENDING ■ GOALTENDING ■ GOALTENDING ■ GOALTENDING ■ GOALTENDING ■ GOALTENDING ■ GOALTENDING ■ GOALTENDING

GOALTENDER	GP	MIN	GA	GAA	EN	SO	W	L	OTL	SHOTS	SAVE%
RYAN MILLER	4	239	10	2.50	0	0	3	1	0	113	.912
TOMAS VOKOUN	4	200	13	3.89	0	0	1	3	0	121	.893
SCOTT CLEMMENSEN	2	37	3	4.78	0	0	0	0	0	20	.850



Los Angeles KINGS



versus

BUFFALO SABRES

2009-2010 REGULAR SEASON SUMMARY

WINS: 0 LOSSES: 0

OT LOSSES: 1

GAME-BY-GAME

@ BUFFALO

The Los Angeles Kings did not play in Buffalo during the 2009-2010 regular season.

SABRES

KINGS

ATTENDANCE

GOALTENDERS

WINNING GOAL

@ LOS ANGELES

January 21, 2010

SABRES

3

KINGS

4 (SO)

ATTENDANCE

16,884

GOALTENDERS

Jonathan Quick / Ryan Miller

WINNING GOAL

SABRES Individual Scoring



PLAYER	GP	G	A	TP	+/-	PIM	PP	SH	GW	EN	S	PCTG
JASON POMINVILLE	1	0	2	2	1	0	0	0	0	0	3	0.0
TIM CONNOLLY	1	0	2	2	0	0	0	0	0	0	3	0.0
CRAIG RIVET	1	1	0	1	1	0	0	0	0	0	1	100.0
CLARKE MACARTHUR	1	1	0	1	1	0	0	0	0	0	1	100.0
THOMAS VANEK	1	1	0	1	-2	0	1	0	0	0	3	33.3
PAUL GAUSTAD	1	0	1	1	1	0	0	0	0	0	0	0.0
TONI LYDMAN	1	0	1	1	1	0	0	0	0	0	0	0.0
MIKE GRIER	1	0	0	0	1	0	0	0	0	0	1	0.0
TYLER MYERS	1	0	0	0	-3	0	0	0	0	0	0	0.0
TIM KENNEDY	1	0	0	0	0	0	0	0	0	0	3	0.0
CHRIS BUTLER	1	0	0	0	0	2	0	0	0	0	1	0.0
PATRICK KALETA	1	0	0	0	0	0	0	0	0	0	1	0.0
DREW STAFFORD	1	0	0	0	-2	0	0	0	0	0	1	0.0
DEREK ROY	1	0	0	0	-2	2	0	0	0	0	3	0.0
STEVE MONTADOR	1	0	0	0	1	0	0	0	0	0	2	0.0
ADAM MAIR	1	0	0	0	0	2	0	0	0	0	1	0.0
HENRIK TALLINDER	1	0	0	0	-3	0	0	0	0	0	1	0.0
JOCHEN HECHT	1	0	0	0	0	0	0	0	0	0	4	0.0

KINGS Individual Scoring



PLAYER	GP	G	A	TP	+/-	PIM	PP	SH	GW	EN	S	PCTG
DREW DOUGHTY	1	0	2	2	2	0	0	0	0	0	2	0.0
RYAN SMYTH	1	1	0	1	1	2	0	0	0	0	2	50.0
SEAN O'DONNELL	1	1	0	1	0	0	0	0	0	0	1	100.0
BRAD RICHARDSON	1	1	0	1	0	2	0	0	0	0	4	25.0
WAYNE SIMMONDS	1	0	1	1	0	0	0	0	0	0	1	0.0
ANZE KOPITAR	1	0	1	1	1	0	0	0	0	0	2	0.0
DUSTIN BROWN	1	0	1	1	1	0	0	0	0	0	5	0.0
JARRET STOLL	1	0	1	1	1	0	0	0	0	0	2	0.0
OSCAR MOLLER	1	0	0	0	0	0	0	0	0	0	0	0.0
TEDDY PURCELL	1	0	0	0	0	0	0	0	0	0	2	0.0
PETER HARROLD	1	0	0	0	0	0	0	0	0	0	1	0.0
JACK JOHNSON	1	0	0	0	0	0	0	0	0	0	1	0.0
SCOTT PARSE	1	0	0	0	-1	0	0	0	0	0	1	0.0
MATT GREENE	1	0	0	0	-1	0	0	0	0	0	1	0.0
BRANDON SEGAL	1	0	0	0	0	2	0	0	0	0	2	0.0
ALEXANDER FROLOV	1	0	0	0	0	0	0	0	0	0	2	0.0
ROB SCUDERI	1	0	0	0	1	0	0	0	0	0	0	0.0
MICHAL HANDZUS	1	0	0	0	0	0	0	0	0	0	0	0.0

POWER PLAY: 1-3 33.3%

PENALTY KILLING: 3-3 100.0%

POWER PLAY: 0-3 0.0%

PENALTY KILLING: 2-3 66.7%

GOALTENDING ■ GOALTENDING ■ GOALTENDING ■ GOALTENDING ■ GOALTENDING ■ GOALTENDING ■ GOALTENDING ■ GOALTENDING

GOALTENDER	GP	MIN	GA	GAA	EN	SO	W	L	OTL	SHOTS	SAVE%
RYAN MILLER	1	64	3	2.79	0	0	0	0	1	29	.897

GOALTENDER	GP	MIN	GA	GAA	EN	SO	W	L	OTL	SHOTS	SAVE%
JONATHAN QUICK	1	64	3	2.77	0	0	1	0	0	29	.897



Minnesota WILD



BUFFALO SABRES

2009-2010 REGULAR SEASON SUMMARY

WINS: 0 LOSSES: 1

OT LOSSES: 0

GAME-BY-GAME

@ BUFFALO March 12, 2010	SABRES 2	WILD 3	ATTENDANCE 18,690	GOALTENDERS Josh Harding / Patrick Lalime	WINNING GOAL Andrew Brunette
@ MINNESOTA The Buffalo Sabres did not play in Minnesota during the 2009-2010 regular season.	SABRES	WILD	ATTENDANCE	GOALTENDERS ---	WINNING GOAL ---

SABRES Individual Scoring



PLAYER	GP	G	A	TP	+/-	PIM	PP	SH	GW	EN	S	PCTG
THOMAS VANEK	1	2	0	2	1	0	1	0	0	0	4	50.0
JASON POMINVILLE	1	0	2	2	0	0	0	0	0	0	8	0.0
DEREK ROY	1	0	1	1	1	2	0	0	0	0	3	0.0
JOCHEN HECHT	1	0	1	1	0	0	0	0	0	0	8	0.0
ANDREJ SEKERA	1	0	0	0	0	0	0	0	0	0	3	0.0
MATT ELLIS	1	0	0	0	0	0	0	0	0	0	1	0.0
STEVE MONTADOR	1	0	0	0	-1	5	0	0	0	0	1	0.0
RAFFI TORRES	1	0	0	0	-1	0	0	0	0	0	1	0.0
TIM CONNOLLY	1	0	0	0	-2	0	0	0	0	0	4	0.0
ADAM MAIR	1	0	0	0	0	2	0	0	0	0	1	0.0
HENRIK TALLINDER	1	0	0	0	0	0	0	0	0	0	1	0.0
TONI LYDMAN	1	0	0	0	0	0	0	0	0	0	0	0.0
MIKE GRIER	1	0	0	0	0	0	0	0	0	0	1	0.0
TYLER MYERS	1	0	0	0	1	0	0	0	0	0	0	0.0
CRAIG RIVET	1	0	0	0	-2	0	0	0	0	0	0	0.0
TIM KENNEDY	1	0	0	0	0	0	0	0	0	0	0	0.0
MARK MANCARI	1	0	0	0	0	2	0	0	0	0	7	0.0
PATRICK KALETA	1	0	0	0	-1	0	0	0	0	0	2	0.0

WILD Individual Scoring



PLAYER	GP	G	A	TP	+/-	PIM	PP	SH	GW	EN	S	PCTG
GUILLAUME LATENDRESSE	1	1	0	1	0	0	0	0	0	0	4	25.0
ANDREW BRUNETTE	1	1	0	1	1	0	0	0	1	0	3	33.3
ANDREW EBBETT	1	1	0	1	-1	2	1	0	0	0	3	33.3
MAREK ZIDLICKY	1	0	1	1	1	0	0	0	0	0	2	0.0
ANTTI MIETTINEN	1	0	1	1	2	2	0	0	0	0	2	0.0
JAIME SIFERS	1	0	0	0	1	0	0	0	0	0	0	0.0
ROBERT EARL	1	0	0	0	0	0	0	0	0	0	0	0.0
CAM BARKER	1	0	0	0	1	0	0	0	0	0	2	0.0
KYLE BRODZIAK	1	0	0	0	0	0	0	0	0	0	2	0.0
DEREK BOOGAARD	1	0	0	0	0	0	0	0	0	0	0	0.0
MIKKO KOIVU	1	0	0	0	1	4	0	0	0	0	2	0.0
GREG ZANON	1	0	0	0	0	0	0	0	0	0	1	0.0
NICK SCHULTZ	1	0	0	0	-1	2	0	0	0	0	1	0.0
MARTIN HAVLAT	1	0	0	0	0	0	0	0	0	0	5	0.0
JOHN SCOTT	1	0	0	0	0	2	0	0	0	0	1	0.0
OWEN NOLAN	1	0	0	0	0	5	0	0	0	0	2	0.0
JAMES SHEPPARD	1	0	0	0	0	2	0	0	0	0	1	0.0
CAL CLUTTERBUCK	1	0	0	0	0	0	0	0	0	0	2	0.0

POWER PLAY:	1-6	16.7%
PENALTY KILLING:	1-2	50.0%

POWER PLAY:	1-2	50.0%
PENALTY KILLING:	5-6	83.3%

GOALTENDING ■ GOALTENDING ■ GOALTENDING ■ GOALTENDING ■ GOALTENDING ■ GOALTENDING ■ GOALTENDING ■ GOALTENDING

GOALTENDER	GP	MIN	GA	GAA	EN	SD	W	L	OTL	SHOTS	SAVE%
PATRICK LALIME	1	58	3	3.07	0	0	0	1	0	33	.909
JOSH HARDING	1	59	2	2.00	0	0	1	0	0	45	.956



Montreal CANADIENS

BUFFALO SABRES

2009-2010 REGULAR SEASON SUMMARY

WINS: 4 LOSSES: 1

OT LOSSES: 1

GAME-BY-GAME

	SABRES	CANADIENS	ATTENDANCE	GOALTENDERS	WINNING GOAL
@ BUFFALO					
Oct 3, 2009	1	2 (OT)	18,690	Carey Price / Ryan Miller	Brian Gionta
Dec 3, 2009	6	2	18,690	Ryan Miller / Jaroslav Halak	Derek Roy
Mar 24, 2010	3 (SO)	2	18,690	Ryan Miller / Carey Price	---
@ MONTEAL					
Dec 14, 2009	4	3	21,273	Ryan Miller / Jaroslav Halak	Clarke MacArthur
Jan 3, 2010	1	0	21,273	Ryan Miller / Carey Price	Tim Connolly
Apr 3, 2010	0	3	21,273	Jaroslav Halak / Ryan Miller	Ryan O'Byrne

SABRES Individual Scoring



PLAYER	GP	G	A	TP	+/-	PIM	PP	SH	GW	EN	S	PCTG
DEREK ROY	6	1	4	5	2	6	0	0	1	0	22	4.5
JASON POMINVILLE	6	1	4	5	1	2	0	0	0	0	21	4.8
TIM CONNOLLY	5	3	1	4	2	0	2	0	1	0	16	18.8
ANDREJ SEKERA	4	2	2	4	0	2	0	0	0	0	10	20.0
JOCHEN HECHT	6	0	4	4	2	4	0	0	0	0	15	0.0
TYLER MYERS	6	0	3	3	2	0	0	0	0	0	8	0.0
THOMAS VANEK	5	0	3	3	1	0	0	0	0	0	6	0.0
TIM KENNEDY	6	2	0	2	1	6	0	0	0	0	8	25.0
CLARKE MACARTHUR	4	2	0	2	-1	0	1	0	1	0	5	40.0
MIKE GRIER	6	1	1	2	0	0	0	0	0	0	14	7.1
DREW STAFFORD	6	0	2	2	2	0	0	0	0	0	14	0.0
STEVE MONTADOR	6	1	0	1	-1	9	0	0	0	0	9	11.1
PATRICK KALETA	4	1	0	1	2	5	0	1	0	0	6	16.7
HENRIK TALLINDER	6	0	1	1	2	4	0	0	0	0	6	0.0
CRAIG RIVET	6	0	1	1	1	6	0	0	0	0	6	0.0
TYLER ENNIS	1	0	0	0	-1	0	0	0	0	0	2	0.0
PAUL GAUSTAD	4	0	0	0	0	18	0	0	0	0	5	0.0
NATHAN GERBE	1	0	0	0	-1	0	0	0	0	0	1	0.0
RAFFI TORRES	1	0	0	0	0	0	0	0	0	0	1	0.0
ADAM MAIR	5	0	0	0	-2	9	0	0	0	0	6	0.0
TONI LYDMAN	5	0	0	0	1	2	0	0	0	0	7	0.0
CHRIS BUTLER	4	0	0	0	-2	2	0	0	0	0	6	0.0
MATT ELLIS	5	0	0	0	0	0	0	0	0	0	6	0.0

CANADIENS Individual Scoring



PLAYER	GP	G	A	TP	+/-	PIM	PP	SH	GW	EN	S	PCTG
ANDREI KOSTITSYN	5	4	1	5	-1	2	3	0	0	0	10	40.0
SERGEI KOSTITSYN	4	1	2	3	0	2	0	0	0	0	6	16.7
TOMAS PLEKANEC	6	0	3	3	-3	2	0	0	0	0	10	0.0
SCOTT GOMEZ	6	1	1	2	-2	4	0	0	0	0	7	14.3
MICHAEL CAMMALLERI	6	1	1	2	-2	0	0	0	0	0	21	4.8
TRAVIS MOEN	5	1	1	2	2	2	0	1	0	0	9	11.1
MARC-ANDRE BERGERON	5	0	2	2	-1	2	0	0	0	0	9	0.0
ROMAN HAMRLIK	6	0	2	2	0	0	0	0	0	0	10	0.0
MAXIM LAPIERRE	5	0	2	2	0	9	0	0	0	0	6	0.0
DOMINIC MOORE	2	0	2	2	2	0	0	0	0	0	1	0.0
BRIAN GIONTA	4	1	0	1	0	2	0	0	1	0	15	6.7
TOM PYATT	4	1	0	1	0	2	0	0	0	0	6	16.7
RYAN O'BYRNE	5	1	0	1	0	17	0	0	1	0	1	100.0
JOSH GORGES	6	1	0	1	-1	2	0	0	0	0	5	20.0
JAROSLAV SPACEK	5	0	1	1	-2	0	0	0	0	0	11	0.0
ANDREI MARKOV	3	0	1	1	0	2	0	0	0	0	7	0.0
MATT D'AGOSTINI	3	0	1	1	0	2	0	0	0	0	2	0.0
HAL GILL	5	0	1	1	0	4	0	0	0	0	3	0.0
MAX PACIORETTY	4	0	1	1	-1	0	0	0	0	0	5	0.0
RYAN WHITE	1	0	0	0	-1	0	0	0	0	0	0	0.0
PAUL MARA	3	0	0	0	-1	5	0	0	0	0	2	0.0
GLEN METROPOLIT	5	0	0	0	-2	8	0	0	0	0	7	0.0
GEORGES LARAQUE	3	0	0	0	0	0	0	0	0	0	0	0.0
GUILAUME LATENDRESSE	1	0	0	0	1	0	0	0	0	0	1	0.0
GREGORY STEWART	1	0	0	0	0	2	0	0	0	0	0	0.0
MATHIEU DARCHÉ	2	0	0	0	1	0	0	0	0	0	0	0.0
BOENIT POUILLIOT	3	0	0	0	-1	4	0	0	0	0	6	0.0

POWER PLAY:	3-25	12.0%
PENALTY KILLING:	19-22	86.4%

POWER PLAY:	3-22	13.6%
PENALTY KILLING:	22-25	88.0%

GOALTENDING ■ GOALTENDING ■ GOALTENDING ■ GOALTENDING ■ GOALTENDING ■ GOALTENDING ■ GOALTENDING ■ GOALTENDING

GOALTENDER	GP	MIN	GA	GAA	EN	SO	W	L	OTL	SHOTS	SAVE%
RYAN MILLER	6	364	12	1.97	0	1	4	1	1	160	.925
CAREY PRICE	3	186	4	1.29	0	0	1	1	1	107	.963
JAROSLAV HALAK	3	179	10	3.35	0	1	1	2	0	93	.892



Nashville PREDATORS



versus

BUFFALO SABRES

2009-2010 REGULAR SEASON SUMMARY

WINS: 1 LOSSES: 0

OT LOSSES: 0

GAME-BY-GAME

@ BUFFALO

The Nashville Predators did not play in Buffalo during the 2009-2010 regular season.

SABRES

PREDATORS

ATTENDANCE

GOALTENDERS

WINNING GOAL

@ NASHVILLE

October 10, 2009

SABRES

1

PREDATORS

0

ATTENDANCE

14,209

GOALTENDERS

Ryan Miller / Pekka Rinne

WINNING GOAL

Mike Grier

SABRES Individual Scoring



PLAYER	GP	G	A	TP	+/-	PIM	PP	SH	GW	EN	S	PCTG
MIKE GRIER	1	1	0	1	1	0	0	0	1	0	6	16.7
TIM KENNEDY	1	0	1	1	1	2	0	0	0	0	5	0.0
CHRIS BUTLER	1	0	1	1	1	0	0	0	0	0	2	0.0
TYLER MYERS	1	0	0	0	0	0	0	0	0	0	0	0.0
CRAIG RIVET	1	0	0	0	1	0	0	0	0	0	2	0.0
PATRICK KALETA	1	0	0	0	0	0	0	0	0	0	2	0.0
ANDREJ SEKERA	1	0	0	0	0	0	0	0	0	0	0	0.0
DREW STAFFORD	1	0	0	0	0	0	0	0	0	0	2	0.0
CLARKE MACARTHUR	1	0	0	0	0	0	0	0	0	0	3	0.0
THOMAS VANEK	1	0	0	0	0	0	0	0	0	0	3	0.0
MATT ELLIS	1	0	0	0	0	0	0	0	0	0	2	0.0
JASON POMINVILLE	1	0	0	0	0	0	0	0	0	0	0	0.0
DEREK ROY	1	0	0	0	0	2	0	0	0	0	3	0.0
STEVE MONTADOR	1	0	0	0	0	0	0	0	0	0	2	0.0
PAUL GAUSTAD	1	0	0	0	0	0	0	0	0	0	1	0.0
TIM CONNOLLY	1	0	0	0	0	0	0	0	0	0	4	0.0
HENRIK TALLINDER	1	0	0	0	0	0	0	0	0	0	1	0.0
JOCHEN HECHT	1	0	0	0	1	0	0	0	0	0	4	0.0

PREDATORS Individual Scoring



PLAYER	GP	G	A	TP	+/-	PIM	PP	SH	GW	EN	S	PCTG
STEVE SULLIVAN	1	0	0	0	0	0	0	0	0	0	3	0.0
PATRIC HORNQVIST	1	0	0	0	0	0	0	0	0	0	2	0.0
JASON ARNOTT	1	0	0	0	0	0	0	0	0	0	2	0.0
TEEMU LAAKSO	1	0	0	0	0	2	0	0	0	0	0	0.0
MICHAEL SANTORELLI	1	0	0	0	-1	0	0	0	0	0	3	0.0
RYAN JONES	1	0	0	0	0	0	0	0	0	0	2	0.0
TRISTON GRANT	1	0	0	0	0	0	0	0	0	0	0	0.0
SHEA WEBER	1	0	0	0	-1	2	0	0	0	0	2	0.0
KEVIN KLEIN	1	0	0	0	0	0	0	0	0	0	1	0.0
RYAN SUTER	1	0	0	0	-1	0	0	0	0	0	0	0.0
MARCEL GOC	1	0	0	0	0	0	0	0	0	0	1	0.0
DAN HAMHUIS	1	0	0	0	0	0	0	0	0	0	3	0.0
JOEL WARD	1	0	0	0	0	2	0	0	0	0	0	0.0
JERRED SMITHSON	1	0	0	0	0	0	0	0	0	0	0	0.0
MARTIN ERAT	1	0	0	0	-1	0	0	0	0	0	0	0.0
DAVID LEGWAND	1	0	0	0	-1	2	0	0	0	0	3	0.0
BEN GUTE	1	0	0	0	0	0	0	0	0	0	1	0.0
FRANCIS BOUILLON	1	0	0	0	0	2	0	0	0	0	2	0.0

POWER PLAY: 0-4 0.0%

PENALTY KILLING: 1-1 100.0%

POWER PLAY: 1-0 0.0%

PENALTY KILLING: 4-4 100.0%

GOALTENDING ■ GOALTENDING ■ GOALTENDING ■ GOALTENDING ■ GOALTENDING ■ GOALTENDING ■ GOALTENDING ■ GOALTENDING ■ GOALTENDING ■ GOALTENDING

GOALTENDER	GP	MIN	GA	GAA	EN	SD	W	L	OTL	SHOTS	SAVE%
RYAN MILLER	1	59	0	0.00	0	1	1	0	0	25	1.000

GOALTENDER	GP	MIN	GA	GAA	EN	SD	W	L	OTL	SHOTS	SAVE%
PEKKA RINNE	1	59	1	1.02	0	0	0	1	0	42	.976



New Jersey DEVILS



versus

BUFFALO SABRES

2009-2010 REGULAR SEASON SUMMARY

WINS: 2 LOSSES: 2

OT LOSSES: 0

GAME-BY-GAME

@ BUFFALO
December 7, 2009
January 27, 2010

SABRES
0
2 (SO)

DEVILS
3
1

ATTENDANCE
18,690
18,690

GOALTENDERS
Martin Brodeur / Ryan Miller
Ryan Miller / Martin Brodeur

WINNING GOAL
Brian Rolston

@ NEW JERSEY
October 28, 2009
April 11, 2010

SABRES
4
1

DEVILS
1
2

ATTENDANCE
14,182
17,625

GOALTENDERS
Ryan Miller / Martin Brodeur
Martin Brodeur / Patrick Lalime

WINNING GOAL
Tim Kennedy
Jamie Langenbrunner

SABRES Individual Scoring



PLAYER	GP	G	A	TP	+/-	PIM	PP	SH	GW	EN	S	PCTG
JASON POMINVILLE	4	1	1	2	1	2	1	0	0	0	7	14.3
TIM KENNEDY	4	1	1	2	1	0	0	0	1	0	4	25.0
DEREK ROY	4	0	2	2	2	2	0	0	0	0	9	0.0
STEVE MONTADOR	3	0	2	2	1	4	0	0	0	0	4	0.0
PAUL GAUSTAD	3	1	0	1	0	4	0	0	0	0	3	33.3
ADAM MAIR	3	1	0	1	0	2	0	0	0	0	5	20.0
CLARKE MACARTHUR	2	1	0	1	0	2	0	0	0	0	4	25.0
THOMAS VANEK	4	1	0	1	1	0	0	0	0	0	9	11.1
TIM CONNOLLY	3	0	1	1	0	0	0	0	0	0	7	0.0
JOCHEN HECHT	3	0	1	1	1	0	0	0	0	0	8	0.0
CRAIG RIVET	4	0	1	1	0	0	0	0	0	0	3	0.0
CHRIS BUTLER	3	0	1	1	0	2	0	0	0	0	3	0.0
MATT ELLIS	4	0	1	1	0	0	0	0	0	0	8	0.0
NATHAN PAETSCH	3	0	1	1	3	0	0	0	0	0	1	0.0
TYLER ENNIS	1	0	0	0	0	2	0	0	0	0	2	0.0
NATHAN GERBE	1	0	0	0	0	0	0	0	0	0	3	0.0
RAFFI TORRES	1	0	0	0	0	0	0	0	0	0	1	0.0
ANDREJ SEKERA	2	0	0	0	0	0	0	0	0	0	1	0.0
HENRIK TALLINDER	4	0	0	0	-1	0	0	0	0	0	1	0.0
TONI LYDMAN	2	0	0	0	0	2	0	0	0	0	2	0.0
MIKE GRIER	3	0	0	0	1	4	0	0	0	0	5	0.0
TYLER MYERS	4	0	0	0	-1	2	0	0	0	0	5	0.0
PATRICK KALETA	4	0	0	0	-2	6	0	0	0	0	5	0.0
DREW STAFFORD	3	0	0	0	-2	0	0	0	0	0	3	0.0

DEVILS Individual Scoring



PLAYER	GP	G	A	TP	+/-	PIM	PP	SH	GW	EN	S	PCTG
BRIAN ROLSTON	4	2	1	3	1	2	0	0	1	0	18	11.1
JAMIE LANGENBRUNNER	4	1	2	3	0	2	1	0	1	0	12	8.3
ZACH PARISE	4	0	3	3	0	2	0	0	0	0	18	0.0
TRAVIS ZAJAC	4	2	0	2	3	0	0	0	0	0	13	15.4
ANDY GREENE	4	1	1	2	-1	0	1	0	0	0	9	11.1
NICKLAS BERGFORS	3	1	0	1	0	4	1	0	0	0	9	11.1
JOHN ODUYA	3	0	1	1	-2	2	0	0	0	0	5	0.0
VLADIMIR ZHARKOV	2	0	1	1	0	0	0	0	0	0	2	0.0
COLIN WHITE	3	0	1	1	1	2	0	0	0	0	2	0.0
PATRIK ELIAS	2	0	1	1	1	2	0	0	0	0	6	0.0
ILYA KOVALCHUK	1	0	1	1	1	0	0	0	0	0	5	0.0
PAUL MARTIN	1	0	1	1	1	0	0	0	0	0	1	0.0
PATRICK DAVIS	1	0	0	0	0	0	0	0	0	0	5	0.0
MIKE MOTTAU	3	0	0	0	0	0	0	0	0	0	1	0.0
MATTHEW CORRENTE	1	0	0	0	0	0	0	0	0	0	0	0.0
DAINIUS ZUBRUS	3	0	0	0	-2	0	0	0	0	0	4	0.0
BRYCE SALVADOR	4	0	0	0	-2	0	0	0	0	0	2	0.0
JAY PANDOLFO	3	0	0	0	-1	0	0	0	0	0	5	0.0
DEAN MCAMMOND	3	0	0	0	0	2	0	0	0	0	9	0.0
ROB NIEDERMAYER	4	0	0	0	-2	0	0	0	0	0	8	0.0
MATT HALISCHUK	1	0	0	0	0	0	0	0	0	0	1	0.0
ROD PELLE	3	0	0	0	-1	0	0	0	0	0	6	0.0
MARK FRASER	4	0	0	0	1	2	0	0	0	0	1	0.0
PIERRE-LUCLETOURNEAU-LEBLOND	1	0	0	0	-2	0	0	0	0	0	0	0.0
DAVID CLARKSON	2	0	0	0	0	2	0	0	0	0	1	0.0
MARTIN SKOULA	1	0	0	0	0	0	0	0	0	0	0	0.0
ILKKA PIKKARAINEN	2	0	0	0	-2	2	0	0	0	0	0	0.0
NICK PALMIERI	1	0	0	0	1	0	0	0	0	0	0	0.0

POWER PLAY: 1-10 10.0%
PENALTY KILLING: 11-14 78.6%

POWER PLAY: 3-14 21.4%
PENALTY KILLING: 9-10 90.0%

GOALTENDING ■ GOALTENDING ■ GOALTENDING ■ GOALTENDING ■ GOALTENDING ■ GOALTENDING ■ GOALTENDING ■ GOALTENDING ■ GOALTENDING ■ GOALTENDING

GOALTENDER	GP	MIN	GA	GAA	EN	SO	W	L	OTL	SHOTS	SAVE%
RYAN MILLER	3	184	5	1.62	0	0	2	1	0	109	.954
PATRICK LALIME	1	60	2	2.00	0	0	0	1	0	34	.941

GOALTENDER	GP	MIN	GA	GAA	EN	SO	W	L	OTL	SHOTS	SAVE%
MARTIN BRODEUR	4	245	6	1.47	0	1	2	1	1	103	.942



New York ISLANDERS



versus

BUFFALO SABRES

2009-2010 REGULAR SEASON SUMMARY

WINS: 2 LOSSES: 1

OT LOSSES: 1

GAME-BY-GAME

@ BUFFALO
October 16, 2009
November 4, 2009

SABRES
6
3

ISLANDERS
3
0

ATTENDANCE
18,690
17,626

GOALTENDERS
Ryan Miller / Dwayne Roloson
Ryan Miller / Martin Biron

WINNING GOAL
Jochen Hecht
Derek Roy

@ NEW YORK
October 31, 2009
January 16, 2010

SABRES
0
2

ISLANDERS
5
3 (SO)

ATTENDANCE
8,889
13,635

GOALTENDERS
Martin Biron / Ryan Miller
Rick DiPietro / Ryan Miller

WINNING GOAL
Richard Park

SABRES Individual Scoring



PLAYER	GP	G	A	TP	+/-	PIM	PP	SH	GW	EN	S	PCTG
TIM CONNOLLY	4	1	3	4	0	0	1	0	0	0	14	7.1
TYLER MYERS	4	1	2	3	1	2	0	0	0	0	7	14.3
DREW STAFFORD	4	1	2	3	0	2	0	0	0	0	8	12.5
THOMAS VANEK	3	1	2	3	1	2	1	0	0	0	10	10.0
HENRIK TALLINDER	4	0	3	3	1	4	0	0	0	0	5	0.0
CLARKE MACARTHUR	4	1	1	2	0	2	0	0	0	0	7	14.3
PAUL GAUSTAD	3	1	1	2	3	5	0	0	0	0	8	12.5
CRAIG RIVET	4	0	2	2	0	19	0	0	0	0	9	0.0
MIKE GRIER	4	1	0	1	-1	0	0	0	0	0	6	16.7
PATRICK KALETA	3	1	0	1	2	4	0	0	0	0	4	25.0
JASON POMINVILLE	4	1	0	1	-1	0	0	0	0	0	14	7.1
DEREK ROY	4	1	0	1	-2	0	1	0	1	0	7	14.3
JOCHEN HECHT	4	1	0	1	-3	2	0	0	1	0	14	7.1
CHRIS BUTLER	4	0	1	1	0	0	0	0	0	0	5	0.0
DANIEL PAILLE	1	0	1	1	1	0	0	0	0	0	1	0.0
MATT ELLIS	3	0	1	1	1	0	0	0	0	0	8	0.0
TIM KENNEDY	4	0	0	0	-1	2	0	0	0	0	4	0.0
STEVE MONTADOR	4	0	0	0	-1	5	0	0	0	0	6	0.0
ANDREJ SEKERA	2	0	0	0	-2	2	0	0	0	0	4	0.0
TONI LYDMAN	2	0	0	0	-1	2	0	0	0	0	0	0.0
NATHAN PAETSCH	1	0	0	0	-1	2	0	0	0	0	0	0.0
ADAM MAIR	2	0	0	0	-1	0	0	0	0	0	3	0.0

ISLANDERS Individual Scoring



PLAYER	GP	G	A	TP	+/-	PIM	PP	SH	GW	EN	S	PCTG
JEFF TAMBELLINI	2	3	0	3	3	2	1	0	0	0	7	42.9
JOHN TAVARES	4	2	1	3	0	0	1	0	0	0	16	12.5
KYLE OKPOSO	4	0	3	3	0	4	0	0	0	0	10	0.0
MATT MOULSON	4	1	1	2	1	0	0	0	0	0	6	16.7
SEAN BERGENHEIM	4	1	1	2	0	0	0	0	0	0	10	10.0
ANDY SUTTON	4	1	1	2	1	7	0	0	0	0	6	16.7
RICHARD PARK	4	1	1	2	1	0	0	0	1	0	8	12.5
DOUG WEIGHT	4	0	2	2	3	0	0	0	0	0	8	0.0
JOSH BAILEY	4	1	0	1	2	0	0	0	0	0	9	11.1
JACK HILLEN	4	0	1	1	-1	2	0	0	0	0	7	0.0
BLAKE COMEAU	2	0	1	1	-2	0	0	0	0	0	4	0.0
FREDDY MEYER	2	0	1	1	0	4	0	0	0	0	2	0.0
ANDREW MACDONALD	1	0	1	1	0	0	0	0	0	0	0	0.0
MARK STREIT	4	0	1	1	2	2	0	0	0	0	4	0.0
BRUNO GERVAIS	3	0	1	1	2	0	0	0	0	0	4	0.0
BRENDAN WITT	3	0	0	0	-2	4	0	0	0	0	3	0.0
JOEL RECHLIZ	1	0	0	0	-1	2	0	0	0	0	0	0.0
ROB SCHREMP	2	0	0	0	-1	0	0	0	0	0	5	0.0
TIM JACKMAN	3	0	0	0	-1	18	0	0	0	0	1	0.0
TRENT HUNTER	1	0	0	0	0	0	0	0	0	0	3	0.0
RADEK MARTINEK	3	0	0	0	0	6	0	0	0	0	4	0.0
NATE THOMPSON	2	0	0	0	-1	0	0	0	0	0	5	0.0
JON SIM	4	0	0	0	-1	2	0	0	0	0	6	0.0
FRANS NIELSEN	3	0	0	0	0	0	0	0	0	0	3	0.0

POWER PLAY: 3-17 17.6%
PENALTY KILLING: 9-11 81.8%

POWER PLAY: 2-11 18.2%
PENALTY KILLING: 14-17 82.4%

GOALTENDING ■ GOALTENDING ■ GOALTENDING ■ GOALTENDING ■ GOALTENDING ■ GOALTENDING ■ GOALTENDING ■ GOALTENDING

GOALTENDER	GP	MIN	GA	GAA	EN	SO	W	L	OTL	SHOTS	SAVE%
RYAN MILLER	4	217	8	2.21	0	1	2	1	1	117	.932
PATRICK LALIME	1	27	2	4.34	0	0	0	0	0	14	.857

GOALTENDER	GP	MIN	GA	GAA	EN	SO	W	L	OTL	SHOTS	SAVE%
RICK DIPIETRO	1	64	2	1.85	0	0	1	0	0	33	.939
MARTIN BIRON	3	150	5	1.99	0	1	1	1	0	99	.949
DWAYNE ROLOSON	1	29	4	8.17	0	0	0	1	0	12	.667



New York RANGERS



versus

BUFFALO SABRES

2009-2010 REGULAR SEASON SUMMARY

WINS: 3 LOSSES: 1

OT LOSSES: 0

GAME-BY-GAME

@ BUFFALO
December 5, 2009
April 6, 2010

SABRES
1
5

RANGERS
2
2

ATTENDANCE
18,301
18,690

GOALTENDERS
Henrik Lundqvist / Ryan Miller
Ryan Miller / Henrik Lundqvist

WINNING GOAL
Ryan Callahan
Jochen Hecht

@ NEW YORK
December 12, 2009
March 7, 2010

SABRES
3
2 (OT)

RANGERS
2
1

ATTENDANCE
18,200
18,200

GOALTENDERS
Ryan Miller / Henrik Lundqvist
Ryan Miller / Henrik Lundqvist

WINNING GOAL
Patrick Kaleta
Patrick Kaleta

SABRES Individual Scoring



PLAYER	GP	G	A	TP	+/-	PIM	PP	SH	GW	EN	S	PCTG
PATRICK KALETA	3	3	0	3	3	0	0	1	2	0	5	60.0
DEREK ROY	4	2	1	3	4	2	1	0	0	0	13	15.4
JOCHEN HECHT	4	1	2	3	5	2	0	0	1	0	9	11.1
JASON POMINVILLE	4	1	2	3	2	0	0	0	0	0	15	6.7
TYLER ENNIS	1	1	2	3	2	0	0	0	0	0	4	25.0
TYLER MYERS	4	0	3	3	6	0	0	0	0	0	2	0.0
STEVE MONTADOR	4	0	3	3	0	2	0	0	0	0	8	0.0
TONI LYDMAN	4	1	1	2	4	2	0	0	0	0	9	11.1
DREW STAFFORD	3	1	1	2	2	4	0	0	0	0	7	14.3
THOMAS VANEK	3	0	2	2	2	2	0	0	0	0	4	0.0
ADAM MAIR	4	1	0	1	0	2	0	0	0	0	5	20.0
HENRIK TALLINDER	4	0	1	1	4	0	0	0	0	0	5	0.0
PAUL GAUSTAD	1	0	1	1	1	0	0	0	0	0	0	0.0
RAFFI TORRES	2	0	0	0	-1	0	0	0	0	0	4	0.0
MARK MANCARI	2	0	0	0	0	0	0	0	0	0	4	0.0
MIKE GRIER	3	0	0	0	0	0	0	0	0	0	4	0.0
CRAIG RIVET	3	0	0	0	1	2	0	0	0	0	1	0.0
TIM KENNEDY	4	0	0	0	1	0	0	0	0	0	5	0.0
ANDREJ SEKERA	4	0	0	0	0	0	0	0	0	0	4	0.0
CLARKE MACARTHUR	2	0	0	0	-1	0	0	0	0	0	5	0.0
MATT ELLIS	4	0	0	0	-1	2	0	0	0	0	7	0.0
TIM CONNOLLY	3	0	0	0	1	6	0	0	0	0	8	0.0
NATHAN GERBE	1	0	0	0	0	0	0	0	0	0	2	0.0
CHRIS BUTLER	1	0	0	0	-1	0	0	0	0	0	1	0.0

RANGERS Individual Scoring



PLAYER	GP	G	A	TP	+/-	PIM	PP	SH	GW	EN	S	PCTG
MARIAN GABORIK	4	1	2	3	-3	0	1	0	0	0	15	6.7
RYAN CALLAHAN	4	2	0	2	-4	2	1	0	1	0	13	15.4
BRANDON DUBINSKY	2	1	1	2	-2	0	1	0	0	0	3	33.3
MICHAEL DEL ZOTTO	4	0	2	2	-7	0	0	0	0	0	4	0.0
ARTEM ANISIMOV	4	0	2	2	0	2	0	0	0	0	9	0.0
CHRISTOPHER HIGGINS	2	1	0	1	1	2	0	0	0	0	8	12.5
BRANDON PRUST	2	1	0	1	0	0	0	0	0	0	2	50.0
PIERRE PARENTEAU	3	1	0	1	-2	0	1	0	0	0	3	33.3
SEAN AVERY	3	0	1	1	-1	0	0	0	0	0	8	0.0
ALES KOTALIK	2	0	1	1	-1	6	0	0	0	0	7	0.0
VINNY PROSPAL	4	0	1	1	-5	2	0	0	0	0	10	0.0
DAN GIRARDI	4	0	1	1	-5	4	0	0	0	0	9	0.0
MARC STAAL	4	0	1	1	0	0	0	0	0	0	3	0.0
ANDERS ERIKSSON	1	0	1	1	1	0	0	0	0	0	0	0.0
OLLI JOKINEN	2	0	1	1	-1	0	0	0	0	0	7	0.0
JODY SHELLEY	2	0	0	0	1	4	0	0	0	0	3	0.0
WADE REDDEN	3	0	0	0	1	0	0	0	0	0	2	0.0
MICHAL ROZSIVAL	4	0	0	0	-3	4	0	0	0	0	4	0.0
DONALD BRASHEAR	1	0	0	0	0	0	0	0	0	0	1	0.0
CHRIS DRURY	4	0	0	0	-2	2	0	0	0	0	17	0.0
ILKKA HEIKKINEN	2	0	0	0	0	0	0	0	0	0	0	0.0
MATT GILROY	2	0	0	0	0	0	0	0	0	0	2	0.0
ENVER LISIN	1	0	0	0	0	0	0	0	0	0	1	0.0
BRIAN BOYLE	3	0	0	0	0	0	0	0	0	0	5	0.0
AARON VOROS	1	0	0	0	0	0	0	0	0	0	0	0.0
ERIK CHRISTENSEN	4	0	0	0	-2	0	0	0	0	0	2	0.0

POWER PLAY: 1-3 7.7%
PENALTY KILLING: 9-13 69.2%

POWER PLAY: 4-13 30.8%
PENALTY KILLING: 12-13 92.3%

GOALTENDING ■ GOALTENDING ■ GOALTENDING ■ GOALTENDING ■ GOALTENDING ■ GOALTENDING ■ GOALTENDING ■ GOALTENDING

GOALTENDER	GP	MIN	GA	GAA	EN	SO	W	L	OTL	SHOTS	SAVE%
RYAN MILLER	4	240	7	1.75	0	0	3	1	0	138	.949

GOALTENDER	GP	MIN	GA	GAA	EN	SO	W	L	OTL	SHOTS	SAVE%
HENRIK LUNDQVIST	4	206	9	2.61	0	0	1	2	1	117	.923
ALEX AULD	1	34	2	3.46	0	0	0	0	0	14	.857



Ottawa SENATORS



Versus

BUFFALO SABRES

2009-2010 REGULAR SEASON SUMMARY

WINS: 1 LOSSES: 4

OT LOSSES: 1

GAME-BY-GAME

@ BUFFALO

Dec 26, 2009
Feb 3, 2010
Mar 26, 2010

SABRES

2
2
2

SENATORS

3 (SO)
4
4

ATTENDANCE

18,690
18,690
18,690

GOALTENDERS

Pascal Leclaire / Ryan Miller
Brian Elliott / Ryan Miller
Brian Elliott / Ryan Miller

WINNING GOAL

Daniel Alfredsson
Jason Spezza

@ OTTAWA

Nov 21, 2009
Dec 16, 2009
Apr 10, 2010

SABRES

3
0
5

SENATORS

5
2
2

ATTENDANCE

17,206
16,917
20,500

GOALTENDERS

Brian Elliott / Patrick Lalime
Brian Elliott / Ryan Miller
Ryan Miller / Pascal Leclaire

WINNING GOAL

Milan Michalek
Alexandre Picard
Thomas Vanek

SABRES Individual Scoring



PLAYER	GP	G	A	TP	+/-	PIM	PP	SH	GW	EN	S	PCTG
THOMAS VANEK	6	6	0	6	-5	4	2	0	1	0	17	35.3
DEREK ROY	6	1	5	6	0	4	0	0	0	0	18	5.6
JASON POMINVILLE	6	3	2	5	-1	6	1	0	0	0	19	15.8
TIM CONNOLLY	5	1	3	4	-2	6	0	0	0	0	14	7.1
ANDREJ SEKERA	5	1	1	2	0	0	0	0	0	0	7	14.3
HENRIK TALLINDER	6	0	2	2	-4	2	0	0	0	0	3	0.0
PAUL GAUSTAD	5	1	0	1	-4	4	0	0	0	0	9	11.1
PATRICK KALETA	3	1	0	1	-1	5	0	0	0	0	5	20.0
STEVE MONTADOR	5	0	1	1	-2	2	0	0	0	0	6	0.0
TYLER ENNIS	1	0	1	1	0	0	0	0	0	0	1	0.0
NATHAN GERBE	1	0	1	1	2	0	0	0	0	0	3	0.0
ADAM MAIR	6	0	1	1	0	12	0	0	0	0	6	0.0
MIKE GRIER	5	0	1	1	1	0	0	0	0	0	7	0.0
JOCHEN HECHT	5	0	1	1	-1	2	0	0	0	0	16	0.0
TYLER MYERS	6	0	1	1	-5	2	0	0	0	0	10	0.0
TIM KENNEDY	6	0	1	1	-5	6	0	0	0	0	5	0.0
CHRIS BUTLER	3	0	1	1	0	0	0	0	0	0	4	0.0
MATT ELLIS	6	0	1	1	0	2	0	0	0	0	7	0.0
RAFFI TORRES	1	0	0	0	0	2	0	0	0	0	1	0.0
DREW STAFFORD	5	0	0	0	-2	0	0	0	0	0	14	0.0
TONI LYDMAN	6	0	0	0	-3	4	0	0	0	0	8	0.0
CRAIG RIVET	6	0	0	0	2	2	0	0	0	0	4	0.0
CLARKE MACARTHUR	4	0	0	0	-5	0	0	0	0	0	8	0.0

SENATORS Individual Scoring



PLAYER	GP	G	A	TP	+/-	PIM	PP	SH	GW	EN	S	PCTG
DANIEL ALFREDSSON	5	5	2	7	2	0	0	0	1	2	17	29.4
JASON SPEZZA	4	3	4	7	5	4	1	0	1	0	10	30.0
CHRIS PHILLIPS	6	0	5	5	3	6	0	0	0	0	4	0.0
CHRIS KELLY	6	2	2	4	2	4	0	0	0	0	8	25.0
MIKE FISHER	6	1	3	4	0	17	0	0	0	0	12	8.3
FILIP KUBA	4	1	3	4	5	0	1	0	0	0	8	12.5
CHRIS NEIL	5	2	1	3	1	12	0	0	0	0	7	28.6
RYAN SHANNON	5	1	2	3	1	4	0	0	0	0	12	8.3
PETER REGIN	6	1	2	3	2	4	0	0	0	0	10	10.0
MATT CARKNER	6	0	2	2	4	2	0	0	0	0	3	0.0
JARKKO RUUTU	6	0	2	2	4	17	0	0	0	0	9	0.0
ERIK KARLSSON	4	0	2	2	1	0	0	0	0	0	7	0.0
SHEAN DONOVAN	2	1	0	1	1	0	0	0	0	0	3	33.3
ALEXANDRE PICARD	3	1	0	1	1	2	0	0	1	0	4	25.0
MILAN MICHALEK	5	1	0	1	3	0	0	0	1	0	16	6.2
ANTON VOLCHENKOV	4	0	1	1	2	0	0	0	0	0	6	0.0
ALEXEI KOVALEV	3	0	1	1	2	0	0	0	0	0	7	0.0
ZACK SMITH	2	0	1	1	0	5	0	0	0	0	4	0.0
RYAN KELLER	1	0	0	0	0	0	0	0	0	0	1	0.0
JOSHUA HENNESSY	1	0	0	0	0	0	0	0	0	0	1	0.0
JONATHAN CHEECHOO	4	0	0	0	-1	2	0	0	0	0	7	0.0
JESSE WINCHESTER	5	0	0	0	1	0	0	0	0	0	9	0.0
NICK FOLIGNO	3	0	0	0	-1	0	0	0	0	0	5	0.0
BRIAN LEE	2	0	0	0	-1	2	0	0	0	0	1	0.0
CHRIS CAMPOLI	6	0	0	0	1	2	0	0	0	0	7	0.0
ANDY SUTTON	2	0	0	0	-1	0	0	0	0	0	2	0.0
MATT CULLEN	2	0	0	0	-3	0	0	0	0	0	12	0.0

POWER PLAY: 3-29 10.3%
PENALTY KILLING: 21-23 91.3%

POWER PLAY: 2-23 8.7%
PENALTY KILLING: 26-29 89.7%

GOALTENDING • GOALTENDING • GOALTENDING • GOALTENDING • GOALTENDING • GOALTENDING • GOALTENDING • GOALTENDING

GOALTENDER	GP	MIN	GA	GAA	EN	SO	W	L	OTL	SHOTS	SAVE%
RYAN MILLER	5	301	12	2.39	0	0	1	3	1	165	.927
PATRICK LALIME	1	58	5	5.15	0	0	0	1	0	26	.808

GOALTENDER	GP	MIN	GA	GAA	EN	SO	W	L	OTL	SHOTS	SAVE%
BRIAN ELLIOTT	4	199	6	1.80	0	1	4	0	0	117	.949
PASCAL LECLAIRE	3	164	8	2.92	0	0	1	1	0	75	.893



Philadelphia FLYERS



versus

BUFFALO SABRES

2009-2010 REGULAR SEASON SUMMARY

WINS: 3 LOSSES: 1

OT LOSSES: 0

GAME-BY-GAME

	SABRES	FLYERS	ATTENDANCE	GOALTENDERS	WINNING GOAL
@ BUFFALO					
November 6, 2009	2	5	18,525	Ray Emery / Ryan Miller	James Van Riemsdyk
March 5, 2010	3 (OT)	2	18,690	Ryan Miller / Michael Leighton	Tim Connolly
@ PHILADELPHIA					
November 14, 2009	3	2	19,641	Ryan Miller / Ray Emery	Paul Gaustad
November 27, 2009	4	2	19,673	Ryan Miller / Ray Emery	Tim Connolly

SABRES Individual Scoring



PLAYER	GP	G	A	TP	+/-	PIM	PP	SH	GW	EN	S	PCTG
TIM CONNOLLY	4	3	4	7	1	2	0	0	2	0	11	27.3
TYLER MYERS	4	1	2	3	-5	2	1	0	0	0	3	33.3
DEREK ROY	4	1	2	3	-4	0	1	0	0	0	5	20.0
ADAM MAIR	3	1	2	3	1	0	0	0	0	0	4	25.0
THOMAS VANEK	4	2	0	2	-2	4	1	0	0	0	9	22.2
PAUL GAUSTAD	3	2	0	2	-2	2	2	0	1	0	5	40.0
DREW STAFFORD	3	1	1	2	1	2	0	0	0	0	7	14.3
CLARKE MACARTHUR	3	0	2	2	-2	0	0	0	0	0	8	0.0
TONI LYDMAN	2	0	2	2	2	2	0	0	0	0	3	0.0
TYLER ENNIS	1	1	0	1	1	0	0	0	0	0	4	25.0
MIKE GRIER	3	0	1	1	-1	2	0	0	0	0	4	0.0
CRAIG RIVET	4	0	1	1	0	10	0	0	0	0	3	0.0
TIM KENNEDY	4	0	1	1	-1	2	0	0	0	0	8	0.0
CHRIS BUTLER	3	0	1	1	-4	6	0	0	0	0	4	0.0
PATRICK KALETA	4	0	1	1	0	17	0	0	0	0	2	0.0
JASON POMINVILLE	4	0	1	1	-4	2	0	0	0	0	6	0.0
STEVE MONTADOR	4	0	1	1	2	2	0	0	0	0	6	0.0
RAFFI TORRES	1	0	1	1	1	0	0	0	0	0	2	0.0
ANDREJ SEKERA	3	0	0	0	1	0	0	0	0	0	5	0.0
MATT ELLIS	3	0	0	0	-2	2	0	0	0	0	4	0.0
HENRIK TALLINDER	4	0	0	0	-3	0	0	0	0	0	2	0.0
JOCHEN HECHT	4	0	0	0	-1	2	0	0	0	0	10	0.0

FLYERS Individual Scoring



PLAYER	GP	G	A	TP	+/-	PIM	PP	SH	GW	EN	S	PCTG
JEFF CARTER	4	1	3	4	2	2	0	1	0	0	19	5.3
CHRIS PRONGER	4	2	1	3	3	4	0	0	0	0	13	15.4
MIKE RICHARDS	4	2	1	3	2	4	0	0	0	0	13	15.4
KIMMO TIMONEN	4	0	3	3	2	0	0	0	0	0	5	0.0
DANIEL CARCILLO	4	2	0	2	3	24	0	0	0	1	13	15.4
JAMES VAN RIEMSDYK	3	1	1	2	0	2	0	0	1	0	5	20.0
BRAYDON COBURN	4	1	1	2	2	6	0	0	0	0	8	12.5
IAN LAPERRIERE	4	0	2	2	1	0	0	0	0	0	5	0.0
DARROLL POWE	2	1	0	1	2	2	0	0	0	0	4	25.0
SIMON GAGNE	1	1	0	1	2	0	0	0	0	0	2	50.0
MIKA PYORALA	3	0	1	1	1	2	0	0	0	0	1	0.0
LUKAS KRAJICEK	1	0	1	1	0	0	0	0	0	0	1	0.0
BLAIR BETTS	3	0	1	1	2	0	0	0	0	0	5	0.0
ARRON ASHAM	4	0	1	1	1	2	0	0	0	0	6	0.0
DANNY BRIERE	2	0	1	1	0	4	0	0	0	0	6	0.0
CLAUDE GIROUX	4	0	0	0	-2	0	0	0	0	0	3	0.0
DAVID LALIBERTE	1	0	0	0	0	2	0	0	0	0	1	0.0
DANNY SYVRET	1	0	0	0	0	0	0	0	0	0	0	0.0
MATT CARLE	4	0	0	0	3	2	0	0	0	0	8	0.0
VILLE LEINO	1	0	0	0	0	0	0	0	0	0	4	0.0
ANDREAS NODL	1	0	0	0	0	0	0	0	0	0	0	0.0
OLE-KRISTIAN TOLLEFSEN	1	0	0	0	0	0	0	0	0	0	1	0.0
JARED ROSS	1	0	0	0	0	0	0	0	0	0	0	0.0
SCOTT HARTNELL	4	0	0	0	-3	2	0	0	0	0	3	0.0
OSKARS BARTULIS	2	0	0	0	-1	2	0	0	0	0	2	0.0
RYAN PARENT	3	0	0	0	-1	4	0	0	0	0	2	0.0
RILEY COTE	2	0	0	0	0	2	0	0	0	0	0	0.0

POWER PLAY:	5-6	31.2%
PENALTY KILLING:	12-12	100.0%

POWER PLAY:	0-12	0.0%
PENALTY KILLING:	11-16	68.8%

GOALTENDING ■ GOALTENDING ■ GOALTENDING ■ GOALTENDING ■ GOALTENDING ■ GOALTENDING ■ GOALTENDING ■ GOALTENDING

GOALTENDER	GP	MIN	GA	GAA	EN	SO	W	L	OTL	SHOTS	SAVE%
RYAN MILLER	4	240	10	2.49	0	0	3	1	0	129	.922
GOALTENDER	GP	MIN	GA	GAA	EN	SO	W	L	OTL	SHOTS	SAVE%
RAY EMERY	3	175	9	3.08	0	0	1	2	0	80	.887
MICHAEL LEIGHTON	1	62	3	2.88	0	0	0	0	1	35	.914



Phoenix COYOTES



BUFFALO SABRES

2009-2010 REGULAR SEASON SUMMARY

WINS: 2 LOSSES: 0

OT LOSSES: 0

GAME-BY-GAME

@ BUFFALO
October 8, 2009

SABRES
2

COYOTES
1

ATTENDANCE
18,690

GOALTENDERS
Ryan Miller / Jason LaBarbera

WINNING GOAL
Thomas Vanek

@ PHOENIX
January 18, 2010

SABRES
7

COYOTES
2

ATTENDANCE
11,309

GOALTENDERS
Ryan Miller / Ilya Bryzgalov

WINNING GOAL
Patrick Kaleta

SABRES Individual Scoring



PLAYER	GP	G	A	TP	+/-	PIM	PP	SH	GW	EN	S	PCTG
THOMAS VANEK	2	2	2	4	2	0	1	0	1	0	4	50.0
JASON POMINVILLE	2	2	1	3	4	0	0	0	0	0	8	25.0
JOCHEN HECHT	2	1	2	3	3	0	0	0	0	0	3	33.3
DEREK ROY	2	0	3	3	2	0	0	0	0	0	6	0.0
TIM CONNOLLY	2	0	3	3	4	0	0	0	0	0	2	0.0
CLARKE MACARTHUR	2	1	1	2	0	2	0	0	0	0	5	20.0
TYLER MYERS	2	1	1	2	4	2	0	0	0	0	4	25.0
DREW STAFFORD	2	0	2	2	2	2	0	0	0	0	9	0.0
CHRIS BUTLER	2	1	0	1	0	0	0	0	0	0	5	20.0
PATRICK KALETA	2	1	0	1	1	5	0	0	1	0	1	100.0
STEVE MONTADOR	2	0	1	1	2	4	0	0	0	0	3	0.0
ADAM MAIR	1	0	1	1	1	0	0	0	0	0	1	0.0
ANDREJ SEKERA	1	0	0	0	0	0	0	0	0	0	1	0.0
MATT ELLIS	2	0	0	0	1	0	0	0	0	0	2	0.0
PAUL GAUSTAD	2	0	0	0	-1	2	0	0	0	0	6	0.0
HENRIK TALLINDER	2	0	0	0	4	2	0	0	0	0	1	0.0
TONI LYDMAN	1	0	0	0	2	0	0	0	0	0	0	0.0
MIKE GRIER	2	0	0	0	-1	0	0	0	0	0	3	0.0
CRAIG RIVET	2	0	0	0	0	0	0	0	0	0	3	0.0
TIM KENNEDY	1	0	0	0	0	0	0	0	0	0	3	0.0

POWER PLAY: 1-10 10.0%
PENALTY KILLING: 5-6 83.3%

COYOTES Individual Scoring



PLAYER	GP	G	A	TP	+/-	PIM	PP	SH	GW	EN	S	PCTG
MATTHEW LOMBARDI	2	1	1	2	-2	0	1	0	0	0	4	25.0
SHANE DOAN	2	1	1	2	-3	0	0	0	0	0	3	33.3
RADIM VRBATA	2	1	0	1	0	0	0	0	0	0	9	11.1
SCOTTIE UPSHALL	2	0	1	1	-2	6	0	0	0	0	3	0.0
PETR PRUCHA	2	0	1	1	-1	0	0	0	0	0	0	0.0
ADRIAN AUCOIN	2	0	1	1	-2	2	0	0	0	0	6	0.0
MARTIN HANZAL	2	0	1	1	0	19	0	0	0	0	2	0.0
DANIEL WINNIK	2	0	0	0	0	0	0	0	0	0	1	0.0
SAMI LEPISTO	2	0	0	0	1	2	0	0	0	0	3	0.0
LAURI KORPIKOSKI	1	0	0	0	0	0	0	0	0	0	0	0.0
ZBYNEK MICHALEK	2	0	0	0	-5	0	0	0	0	0	1	0.0
VERNON FIDDLER	2	0	0	0	0	2	0	0	0	0	3	0.0
JAMES VANDERMEER	2	0	0	0	-1	4	0	0	0	0	1	0.0
PAUL BISSONNETTE	1	0	0	0	0	2	0	0	0	0	1	0.0
ED JOVANOVSKI	2	0	0	0	-5	0	0	0	0	0	3	0.0
TAYLOR PYATT	1	0	0	0	-2	0	0	0	0	0	1	0.0
MIKKEL BOEDKER	1	0	0	0	-1	0	0	0	0	0	0	0.0
ROBERT LANG	2	0	0	0	-4	0	0	0	0	0	2	0.0
PETER MUELLER	2	0	0	0	-3	0	0	0	0	0	6	0.0
KEITH YANDLE	2	0	0	0	0	0	0	0	0	0	1	0.0

POWER PLAY: 1-6 16.7%
PENALTY KILLING: 9-10 90.0%

GOALTENDING ■ GOALTENDING ■ GOALTENDING ■ GOALTENDING ■ GOALTENDING ■ GOALTENDING ■ GOALTENDING ■ GOALTENDING ■ GOALTENDING ■ GOALTENDING

GOALTENDER	GP	MIN	GA	GAA	EN	SD	W	L	OTL	SHOTS	SAVE%
RYAN MILLER	2	119	3	1.50	0	0	2	0	0	50	.940

GOALTENDER	GP	MIN	GA	GAA	EN	SD	W	L	OTL	SHOTS	SAVE%
ILYA BRYZGALOV	1	24	3	7.49	0	0	0	1	0	13	.769
JASON LABARBERA	2	94	6	3.82	0	0	0	1	0	57	.895



Pittsburgh PENGUINS



versus

BUFFALO SABRES

2009-2010 REGULAR SEASON SUMMARY

WINS: 1 LOSSES: 2

OT LOSSES: 1

GAME-BY-GAME

	SABRES	PENGUINS	ATTENDANCE	GOALTENDERS	WINNING GOAL
@ BUFFALO					
December 19, 2009	1	2 (SO)	18,690	Marc-Andre Fleury / Patrick Lalime	---
December 29, 2009	4	3	18,690	Patrick Lalime / Marc-Andre Fleury	Jason Pominville
@ PITTSBURGH					
February 1, 2010	4	5	17,029	Marc-Andre Fleury / Ryan Miller	Sidney Crosby
March 2, 2010	2	3	17,132	Brent Johnson / Patrick Lalime	Ruslan Fedotenko

SABRES Individual Scoring



PLAYER	GP	G	A	TP	+/-	PIM	PP	SH	GW	EN	S	PCTG
DREW STAFFORD	4	2	2	4	1	2	0	0	0	0	11	18.2
CLARKE MACARTHUR	4	0	4	4	2	2	0	0	0	0	5	0.0
JASON POMINVILLE	4	3	0	3	1	0	2	0	1	0	13	23.1
DEREK ROY	3	2	1	3	1	0	1	0	0	0	15	13.3
TIM KENNEDY	4	1	1	2	0	4	0	0	0	0	6	16.7
TONI LYDMAN	4	1	1	2	-1	0	0	0	0	0	7	14.3
THOMAS VANEK	3	1	1	2	-1	4	0	0	0	0	8	12.5
PATRICK KALETA	3	0	2	2	2	2	0	0	0	0	1	0.0
TIM CONNOLLY	4	0	2	2	-3	0	0	0	0	0	9	0.0
PAUL GAUSTAD	4	1	0	1	-2	7	0	0	0	0	5	20.0
MIKE GRIER	4	0	1	1	-5	0	0	0	0	0	5	0.0
TYLER MYERS	4	0	1	1	-1	0	0	0	0	0	4	0.0
CRAIG RIVET	4	0	1	1	1	4	0	0	0	0	4	0.0
STEVE MONTADOR	3	0	1	1	-2	2	0	0	0	0	7	0.0
HENRIK TALLINDER	4	0	1	1	-2	0	0	0	0	0	2	0.0
CHRIS BUTLER	3	0	1	1	0	2	0	0	0	0	4	0.0
ANDREJ SEKERA	2	0	0	0	-1	0	0	0	0	0	0	0.0
MATT ELLIS	2	0	0	0	0	0	0	0	0	0	1	0.0
ADAM MAIR	4	0	0	0	1	0	0	0	0	0	1	0.0
JOCHEN HECHT	4	0	0	0	-3	6	0	0	0	0	10	0.0
NATHAN PAETSCH	1	0	0	0	0	0	0	0	0	0	0	0.0

PENGUINS Individual Scoring



PLAYER	GP	G	A	TP	+/-	PIM	PP	SH	GW	EN	S	PCTG
SIDNEY CROSBY	4	3	3	6	1	2	1	0	1	0	14	21.4
KRIS LETANG	4	0	4	4	4	6	0	0	0	0	10	0.0
PASCAL DUPUIS	4	1	2	3	3	0	0	0	0	0	6	16.7
TYLER KENNEDY	4	0	3	3	2	0	0	0	0	0	8	0.0
EVGENI MALKIN	4	0	3	3	-3	4	0	0	0	0	16	0.0
JORDAN STAAL	4	2	0	2	3	4	0	0	0	0	10	20.0
CHRIS KUNITZ	3	2	0	2	2	0	0	0	0	0	11	18.2
RUSLAN FEDOTENKO	3	1	1	2	-1	4	0	0	1	0	6	16.7
ALEX GOLIGOSKI	4	0	2	2	-1	2	0	0	0	0	2	0.0
SERGEI GONCHAR	4	1	0	1	2	4	1	0	0	0	9	11.1
BILL GUERIN	4	1	0	1	0	4	0	0	0	0	5	20.0
MARK LETESTU	1	1	0	1	1	0	0	0	0	0	1	100.0
BROOKS ORPIK	4	0	1	1	3	8	0	0	0	0	6	0.0
MAXIME TALBOT	3	0	0	0	0	0	0	0	0	0	3	0.0
MARK EATON	4	0	0	0	2	0	0	0	0	0	3	0.0
MIKE RUPP	4	0	0	0	-1	5	0	0	0	0	1	0.0
JORDAN LEOPOLD	1	0	0	0	-1	0	0	0	0	0	0	0.0
MATT COOKE	4	0	0	0	1	2	0	0	0	0	6	0.0
NICK JOHNSON	1	0	0	0	0	2	0	0	0	0	0	0.0
CRAIG ADAMS	4	0	0	0	-1	2	0	0	0	0	3	0.0
MARTIN SKOULA	1	0	0	0	-2	0	0	0	0	0	0	0.0
JAY MCKEE	2	0	0	0	-1	2	0	0	0	0	1	0.0
ERIC GODARD	1	0	0	0	0	4	0	0	0	0	0	0.0

POWER PLAY:	3-21	14.3%
PENALTY KILLING:	9-11	81.8%

POWER PLAY:	2-11	18.2%
PENALTY KILLING:	18-21	85.7%

GOALTENDING ■ GOALTENDING ■ GOALTENDING ■ GOALTENDING ■ GOALTENDING ■ GOALTENDING ■ GOALTENDING ■ GOALTENDING ■ GOALTENDING ■ GOALTENDING

GOALTENDER	GP	MIN	GA	GAA	EN	SO	W	L	OTL	SHOTS	SAVE%
PATRICK LALIME	3	162	4	1.48	0	1	1	1	1	79	.949
RYAN MILLER	2	80	8	5.99	0	0	0	1	0	42	.810

GOALTENDER	GP	MIN	GA	GAA	EN	SO	W	L	OTL	SHOTS	SAVE%
MARC-ANDRE FLEURY	3	183	9	2.95	0	0	2	1	0	90	.900
BRENT JOHNSON	1	60	2	2.00	0	0	1	0	0	28	.929



San Jose SHARKS



versus

BUFFALO SABRES

2009-2010 REGULAR SEASON SUMMARY

WINS: 1 LOSSES: 1

OT LOSSES: 0

GAME-BY-GAME

@ BUFFALO
February 13, 2009

SABRES
3

SHARKS
1

ATTENDANCE
18,690

GOALTENDERS
Ryan Miller / Evgeni Nabokov

WINNING GOAL
Thomas Vanek

@ SAN JOSE
January 23, 2010

SABRES
2

SHARKS
5

ATTENDANCE
17,562

GOALTENDERS
Evgeni Nabokov / Ryan Miller

WINNING GOAL
Joe Pavelski

SABRES Individual Scoring



PLAYER	GP	G	A	TP	+/-	PIM	PP	SH	GW	EN	S	PCTG
JASON POMINVILLE	2	2	1	3	1	0	1	0	0	0	7	28.6
TIM CONNOLLY	2	1	1	2	0	0	0	0	0	0	6	16.7
JOCHEN HECHT	2	0	2	2	0	0	0	0	0	0	4	0.0
THOMAS VANEK	2	1	0	1	0	2	0	0	1	0	10	10.0
PAUL GAUSTAD	2	1	0	1	0	4	0	0	0	0	6	16.7
CLARKE MACARTHUR	2	0	1	1	0	0	0	0	0	0	0	0.0
HENRIK TALLINDER	2	0	1	1	1	0	0	0	0	0	1	0.0
TONI LYDMAN	2	0	1	1	-2	0	0	0	0	0	0	0.0
MIKE GRIER	2	0	1	1	0	0	0	0	0	0	4	0.0
TYLER MYERS	2	0	1	1	0	0	0	0	0	0	5	0.0
CHRIS BUTLER	2	0	1	1	-2	0	0	0	0	0	4	0.0
DREW STAFFORD	2	0	0	0	-2	2	0	0	0	0	8	0.0
DEREK ROY	2	0	0	0	-4	2	0	0	0	0	5	0.0
STEVE MONTADOR	2	0	0	0	-1	0	0	0	0	0	4	0.0
ADAM MAIR	2	0	0	0	-1	4	0	0	0	0	2	0.0
MATT ELLIS	1	0	0	0	0	2	0	0	0	0	0	0.0
CRAIG RIVET	2	0	0	0	0	2	0	0	0	0	1	0.0
TIM KENNEDY	2	0	0	0	0	2	0	0	0	0	1	0.0
PATRICK KALETA	1	0	0	0	-1	2	0	0	0	0	0	0.0

SHARKS Individual Scoring



PLAYER	GP	G	A	TP	+/-	PIM	PP	SH	GW	EN	S	PCTG
JOE PAVELSKI	2	2	0	2	1	0	0	0	1	0	8	25.0
JED ORTMAYER	2	2	0	2	2	2	0	0	0	1	5	40.0
MANNY MALHOTRA	1	0	2	2	2	0	0	0	0	0	0	0.0
SCOTT NICHOL	2	0	2	2	2	2	0	0	0	0	0	0.0
DANY HEATLEY	2	1	0	1	-2	0	0	0	0	0	9	11.1
KENT HUSKINS	2	1	0	1	1	0	0	0	0	0	1	100.0
RYANE CLOWE	2	0	1	1	1	4	0	0	0	0	0	0.0
JOE THORNTON	2	0	1	1	-1	0	0	0	0	0	3	0.0
ROB BLAKE	2	0	1	1	0	0	0	0	0	0	2	0.0
MARC-EDOUARD VLASIC	1	0	1	1	3	0	0	0	0	0	2	0.0
DEVIN SETOGUCHI	2	0	1	1	1	2	0	0	0	0	1	0.0
TORREY MITCHELL	2	0	0	0	0	2	0	0	0	0	3	0.0
DOUGLAS MURRAY	2	0	0	0	-1	0	0	0	0	0	3	0.0
JAY LEACH	2	0	0	0	-1	0	0	0	0	0	2	0.0
JAMIE MCGINN	1	0	0	0	0	0	0	0	0	0	0	0.0
PATRICK MARLEAU	2	0	0	0	-1	0	0	0	0	0	8	0.0
DWIGHT HELMINEN	1	0	0	0	-1	0	0	0	0	0	0	0.0
NICLAS WALLIN	1	0	0	0	-1	0	0	0	0	0	3	0.0
JODY SHELLEY	1	0	0	0	0	0	0	0	0	0	0	0.0
DAN BOYLE	1	0	0	0	0	0	0	0	0	0	2	0.0
JASON DEMERS	1	0	0	0	3	0	0	0	0	0	0	0.0
BRAD STAUBITZ	2	0	0	0	2	4	0	0	0	0	0	0.0

POWER PLAY: 1-6 16.7%
PENALTY KILLING: 8-8 100.0%

POWER PLAY: 0-8 0.0%
PENALTY KILLING: 5-6 83.3%

GOALTENDING • GOALTENDING • GOALTENDING • GOALTENDING • GOALTENDING • GOALTENDING • GOALTENDING • GOALTENDING

GOALTENDER	GP	MIN	GA	GAA	EN	SD	W	L	OTL	SHOTS	SAVE%
RYAN MILLER	2	119	5	2.50	0	0	1	1	0	51	.902
EVGENI NABOKOV	2	117	5	2.55	0	0	1	1	0	68	.926



St. Louis BLUES



versus

BUFFALO SABRES

2009-2010 REGULAR SEASON SUMMARY

WINS: 1 LOSSES: 0

OT LOSSES: 0

GAME-BY-GAME

@ BUFFALO

The St. Louis Blues did not play in Buffalo during the 2009-2010 regular season.

SABRES

BLUES

ATTENDANCE

GOALTENDERS

WINNING GOAL

@ ST. LOUIS

December 27, 2009

SABRES

5

BLUES

3

ATTENDANCE

19,150

GOALTENDERS

Patrick Lalime / Ty Conklin

WINNING GOAL

Tim Connolly

SABRES Individual Scoring



PLAYER	GP	G	A	TP	+/-	PIM	PP	SH	GW	EN	S	PCTG
MIKE GRIER	1	2	1	3	3	0	0	0	0	0	5	40.0
TIM CONNOLLY	1	2	1	3	2	0	1	1	1	0	5	40.0
TIM KENNEDY	1	0	2	2	2	0	0	0	0	0	1	0.0
CHRIS BUTLER	1	0	2	2	-2	0	0	0	0	0	1	0.0
JASON POMINVILLE	1	0	2	2	1	0	0	0	0	0	2	0.0
JOCHEN HECHT	1	1	0	1	2	2	0	0	0	0	2	50.0
TYLER MYERS	1	0	1	1	2	0	0	0	0	0	0	0.0
THOMAS VANEK	1	0	1	1	1	0	0	0	0	0	0	0.0
HENRIK TALLINDER	1	0	0	0	2	0	0	0	0	0	0	0.0
TONI LYDMAN	1	0	0	0	1	0	0	0	0	0	0	0.0
CRAIG RIVET	1	0	0	0	-2	5	0	0	0	0	0	0.0
PATRICK KALETA	1	0	0	0	-2	6	0	0	0	0	0	0.0
ANDREJ SEKERA	1	0	0	0	-1	0	0	0	0	0	1	0.0
CLARKE MACARTHUR	1	0	0	0	-2	0	0	0	0	0	1	0.0
MATT ELLIS	1	0	0	0	-1	0	0	0	0	0	1	0.0
STEVE MONTADOR	1	0	0	0	1	2	0	0	0	0	3	0.0
PAUL GAUSTAD	1	0	0	0	-2	0	0	0	0	0	1	0.0
ADAM MAIR	1	0	0	0	-1	2	0	0	0	0	1	0.0

BLUES Individual Scoring



PLAYER	GP	G	A	TP	+/-	PIM	PP	SH	GW	EN	S	PCTG
ALEX STEEN	1	2	0	2	1	0	0	0	0	0	7	28.6
ERIC BREWER	1	1	0	1	-1	0	0	0	0	0	4	25.0
KEITH TKACHUK	1	0	1	1	-1	0	0	0	0	0	2	0.0
PATRIK BERGLUND	1	0	1	1	1	0	0	0	0	0	3	0.0
BRAD WINCHESTER	1	0	1	1	1	0	0	0	0	0	0	0.0
ANDY McDONALD	1	0	0	0	-2	0	0	0	0	0	0	3.0
BARRET JACKMAN	1	0	0	0	0	2	0	0	0	0	1	0.0
PAUL KARIYA	1	0	0	0	0	0	0	0	0	0	1	0.0
DAVID PERRON	1	0	0	0	0	0	0	0	0	0	2	0.0
ERIK JOHNSON	1	0	0	0	0	2	0	0	0	0	1	0.0
T.J. OSHIE	1	0	0	0	-1	2	0	0	0	0	2	0.0
ROMAN POLAK	1	0	0	0	1	0	0	0	0	0	0	0.0
DAVID BACKES	1	0	0	0	-1	0	0	0	0	0	3	0.0
BRANDON CROMBEEN	1	0	0	0	-2	7	0	0	0	0	0	0.0
JAY MCCLEMENT	1	0	0	0	0	0	0	0	0	0	1	0.0
CARLO COLAIACOVO	1	0	0	0	-1	2	0	0	0	0	2	0.0
BRAD BOYES	1	0	0	0	0	0	0	0	0	0	3	0.0
MIKE WEAVER	1	0	0	0	0	0	0	0	0	0	0	0.0

POWER PLAY: 1-4 25.0%
PENALTY KILLING: 5-5 100.0%

POWER PLAY: 0-5 0.0%
PENALTY KILLING: 3-4 75.0%

GOALTENDING ■ GOALTENDING ■ GOALTENDING ■ GOALTENDING ■ GOALTENDING ■ GOALTENDING ■ GOALTENDING ■ GOALTENDING ■ GOALTENDING

GOALTENDER	GP	MIN	GA	GAA	EN	SD	W	L	OTL	SHOTS	SAVE%
PATRICK LALIME	1	60	3	3.00	0	0	1	0	0	35	.914

GOALTENDER	GP	MIN	GA	GAA	EN	SD	W	L	OTL	SHOTS	SAVE%
TY CONKLIN	1	58	5	5.15	0	0	0	1	0	24	.792



Tampa Bay LIGHTNING



versus

BUFFALO SABRES

2009-2010 REGULAR SEASON SUMMARY

WINS: 4 LOSSES: 0

OT LOSSES: 0

GAME-BY-GAME

	SABRES	LIGHTNING	ATTENDANCE	GOALTENDERS	WINNING GOAL
@ BUFFALO					
January 6, 2010	5	3	18,690	Ryan Miller / Mike Smith	Drew Stafford
March 27, 2010	7	1	18,690	Patrick Lalime / Antero Niittymaki	Derek Roy
@ TAMPA BAY					
October 24, 2009	3 (SO)	2	15,804	Ryan Miller / Mike Smith	---
March 18, 2010	6	2	16,868	Ryan Miller / Antero Niittymaki	Jason Pominville

SABRES Individual Scoring



PLAYER	GP	G	A	TP	+/-	PIM	PP	SH	GW	EN	S	PCTG
DEREK ROY	4	4	5	9	3	0	2	1	1	0	13	30.8
JASON POMINVILLE	4	5	2	7	5	2	1	0	1	0	17	29.4
TONI LYDMAN	3	0	4	4	5	2	0	0	0	0	4	0.0
CRAIG RIVET	4	0	4	4	2	17	0	0	0	0	0	0.0
JOCHEN HECHT	4	2	1	3	7	0	1	0	0	0	6	33.3
TYLER MYERS	4	2	1	3	4	4	0	0	0	0	4	50.0
TIM CONNOLLY	3	0	3	3	4	2	0	0	0	0	13	0.0
HENRIK TALLINDER	4	0	3	3	5	0	0	0	0	0	0	0.0
DREW STAFFORD	3	2	0	2	0	0	1	0	1	0	13	15.4
ADAM MAIR	3	1	1	2	1	0	0	0	0	0	3	33.3
MIKE GRIER	4	1	1	2	1	0	0	0	0	0	6	16.7
THOMAS VANEK	4	1	1	2	1	4	0	0	0	1	11	9.1
TYLER ENNIS	1	0	2	2	1	0	0	0	0	0	2	0.0
TIM KENNEDY	4	0	2	2	2	0	0	0	0	0	3	0.0
PAUL GAUSTAD	4	1	0	1	-1	4	0	0	0	0	5	20.0
CLARKE MACARTHUR	2	1	0	1	0	0	0	0	0	0	3	33.3
CHRIS BUTLER	4	0	1	1	-1	0	0	0	0	0	3	0.0
MATT ELLIS	4	0	1	1	0	0	0	0	0	0	2	0.0
STEVE MONTADOR	4	0	0	0	2	4	0	0	0	0	4	0.0
ANDREJ SEKERA	1	0	0	0	0	0	0	0	0	0	0	0.0
RAFFI TORRES	1	0	0	0	0	0	0	0	0	0	0	0.0
PATRICK KALETA	2	0	0	0	0	4	0	0	0	0	4	0.0
NATHAN PAETSCH	1	0	0	0	-1	0	0	0	0	0	5	0.0

LIGHTNING Individual Scoring



PLAYER	GP	G	A	TP	+/-	PIM	PP	SH	GW	EN	S	PCTG
STEVEN STAMKOS	4	1	3	4	-4	4	0	0	0	0	14	7.1
VINCENT LECARVALIER	4	3	0	3	-3	17	1	0	0	0	16	18.8
STEVE DOWNIE	4	2	1	3	-2	0	0	0	0	0	4	50.0
MARTIN ST LOUIS	4	1	2	3	-5	0	0	0	0	0	10	10.0
MIKE LUNDIN	3	0	2	2	0	0	0	0	0	0	3	0.0
VICTOR HEDMAN	4	1	0	1	-3	2	0	0	0	0	8	12.5
RYAN MALONE	2	0	1	1	-1	4	0	0	0	0	5	0.0
JAMES WRIGHT	2	0	1	1	1	0	0	0	0	0	2	0.0
TEDDY PURCELL	2	0	1	1	-2	0	0	0	0	0	3	0.0
DAVID HALE	1	0	0	0	0	0	0	0	0	0	0	0.0
NATE THOMPSON	2	0	0	0	0	2	0	0	0	0	2	0.0
MARK PARRISH	2	0	0	0	-1	0	0	0	0	0	3	0.0
JEFF HALPERN	1	0	0	0	-1	0	0	0	0	0	2	0.0
PAUL SZCZECURA	3	0	0	0	-2	0	0	0	0	0	5	0.0
MATT WALKER	3	0	0	0	-3	2	0	0	0	0	3	0.0
BLAIR JONES	1	0	0	0	0	0	0	0	0	0	4	0.0
ALEX TANGUAY	4	0	0	0	-1	0	0	0	0	0	4	0.0
MATT SMABY	3	0	0	0	0	0	0	0	0	0	1	0.0
BRANDON BOCHENSKI	2	0	0	0	0	0	0	0	0	0	1	0.0
TODD FEDORUK	2	0	0	0	-1	7	0	0	0	0	1	0.0
MATTIAS OHLUND	3	0	0	0	0	2	0	0	0	0	3	0.0
ANDREJ MESZAROS	4	0	0	0	-1	6	0	0	0	0	6	0.0
DREW MILLER	1	0	0	0	-1	0	0	0	0	0	1	0.0
ZENON KONOPKA	3	0	0	0	-2	0	0	0	0	0	3	0.0
STEPHANE VEILLEUX	4	0	0	0	-1	2	0	0	0	0	2	0.0
VLADIMIR MIHALIK	1	0	0	0	-1	0	0	0	0	0	0	0.0
KURTIS FOSTER	3	0	0	0	-6	2	0	0	0	0	7	0.0

POWER PLAY:	5-17	29.4%
PENALTY KILLING:	10-11	90.9%

POWER PLAY:	1-11	9.1%
PENALTY KILLING:	12-17	70.8%

GOALTENDING • GOALTENDING • GOALTENDING • GOALTENDING • GOALTENDING • GOALTENDING • GOALTENDING • GOALTENDING

GOALTENDER	GP	MIN	GA	GAA	EN	SO	W	L	OTL	SHOTS	SAVE%
PATRICK LALIME	1	59	1	1.00	0	0	1	0	0	23	.957
RYAN MILLER	3	184	7	2.28	0	0	3	0	0	90	.922
GOALTENDER	GP	MIN	GA	GAA	EN	SO	W	L	OTL	SHOTS	SAVE%
MIKE SMITH	3	173	11	3.79	0	0	0	1	1	87	.874
ANTERO NIITYMAKI	2	67	8	7.11	0	0	0	2	0	33	.758



Vancouver CANUCKS



Versus

BUFFALO SABRES

2009-2010 REGULAR SEASON SUMMARY

WINS: 0 LOSSES: 1

OT LOSSES: 0

GAME-BY-GAME

@ BUFFALO

The Vancouver Canucks did not play in Buffalo during the 2009-2010 regular season.

SABRES

CANUCKS

ATTENDANCE

GOALTENDERS

WINNING GOAL

@ VANCOUVER

January 25, 2010

SABRES

2

CANUCKS

3

ATTENDANCE

18,810

GOALTENDERS

Roberto Luongo / Ryan Miller

WINNING GOAL

Brad Lukowich

SABRES Individual Scoring



PLAYER	GP	G	A	TP	+/-	PIM	PP	SH	GW	EN	S	PCTG
THOMAS VANEK	1	1	0	1	0	2	1	0	0	0	2	50.0
ADAM MAIR	1	1	0	1	1	0	0	0	0	0	4	25.0
TYLER MYERS	1	0	1	1	0	0	0	0	0	0	1	0.0
TIM KENNEDY	1	0	1	1	1	0	0	0	0	0	2	0.0
MATT ELLIS	1	0	1	1	1	0	0	0	0	0	3	0.0
TIM CONNOLLY	1	0	1	1	-1	0	0	0	0	0	4	0.0
MIKE GRIER	1	0	0	0	-1	0	0	0	0	0	2	0.0
CRAIG RIVET	1	0	0	0	0	0	0	0	0	0	4	0.0
CHRIS BUTLER	1	0	0	0	1	0	0	0	0	0	0	0.0
PATRICK KALETA	1	0	0	0	-2	0	0	0	0	0	1	0.0
CLARKE MACARTHUR	1	0	0	0	-2	0	0	0	0	0	2	0.0
JASON POMINVILLE	1	0	0	0	0	0	0	0	0	0	0	0.0
DEREK ROY	1	0	0	0	-1	0	0	0	0	0	1	0.0
STEVE MONTADOR	1	0	0	0	-2	0	0	0	0	0	2	0.0
PAUL GAUSTAD	1	0	0	0	-1	2	0	0	0	0	3	0.0
HENRIK TALLINDER	1	0	0	0	-1	2	0	0	0	0	0	0.0
TONI LYDMAN	1	0	0	0	-2	0	0	0	0	0	0	0.0
JOCHEN HECHT	1	0	0	0	-1	0	0	0	0	0	1	0.0

CANUCKS Individual Scoring



PLAYER	GP	G	A	TP	+/-	PIM	PP	SH	GW	EN	S	PCTG
HENRIK SEDIN	1	1	1	2	2	0	0	0	0	0	3	33.3
DANIEL SEDIN	1	0	2	2	2	0	0	0	0	0	0	0.0
MIKAEL SAMUELSSON	1	1	0	1	1	0	0	0	0	0	5	20.0
BRAD LUKOWICH	1	1	0	1	2	0	0	0	1	0	1	100.0
MASON RAYMOND	1	0	1	1	1	0	0	0	0	0	1	0.0
ALEXANDRE BURROWS	1	0	1	1	2	0	0	0	0	0	5	0.0
CHRISTIAN EHRHOFF	1	0	1	1	1	0	0	0	0	0	2	0.0
NOLAN BAUMGARTNER	1	0	0	0	0	0	0	0	0	0	0	0.0
PAVOL DEMITRA	1	0	0	0	0	0	0	0	0	0	1	0.0
RICK RYPIEN	1	0	0	0	-1	0	0	0	0	0	0	0.0
ALEXANDER EDLER	1	0	0	0	0	0	0	0	0	0	0	0.0
TANNER GLASS	1	0	0	0	-1	0	0	0	0	0	0	0.0
SHANE O'BRIEN	1	0	0	0	0	0	0	0	0	0	0	0.0
RYAN KESLER	1	0	0	0	1	2	0	0	0	0	5	0.0
STEVE BERNIER	1	0	0	0	0	0	0	0	0	0	1	0.0
AARON ROME	1	0	0	0	1	0	0	0	0	0	0	0.0
KYLE WELLWOOD	1	0	0	0	0	0	0	0	0	0	1	0.0
RYAN JOHNSON	1	0	0	0	-1	0	0	0	0	0	0	0.0

POWER PLAY: 1-1 100.0%

PENALTY KILLING: 3-3 100.0%

POWER PLAY: 0-3 0.0%

PENALTY KILLING: 0-1 0.0%

GOALTENDING ■ GOALTENDING ■ GOALTENDING ■ GOALTENDING ■ GOALTENDING ■ GOALTENDING ■ GOALTENDING ■ GOALTENDING

GOALTENDER	GP	MIN	GA	GAA	EN	SD	W	L	OTL	SHOTS	SAVE%
RYAN MILLER	1	58	3	3.05	0	0	0	1	0	25	.880

GOALTENDER	GP	MIN	GA	GAA	EN	SD	W	L	OTL	SHOTS	SAVE%
ROBERTO LUONGO	1	60	2	2.00	0	0	1	0	0	32	.938



Washington CAPITALS



BUFFALO SABRES

2009-2010 REGULAR SEASON SUMMARY

WINS: 1 LOSSES: 3

OT LOSSES: 0

GAME-BY-GAME

	SABRES	CAPITALS	ATTENDANCE	GOALTENDERS	WINNING GOAL
@ BUFFALO					
December 9, 2009	3	0	17,982	Ryan Miller / Jose Theodore	Steve Montador
March 3, 2010	1	3	18,690	Jose Theodore / Ryan Miller	Mike Green
@ WASHINGTON					
November 25, 2009	0	2	18,277	Semyon Varlamov / Ryan Miller	Alex Ovechkin
December 23, 2009	2	5	18,277	Michal Neuvirth / Ryan Miller	Brendan Morrison

SABRES Individual Scoring



PLAYER	GP	G	A	TP	+/-	PIM	PP	SH	GW	EN	S	PCTG
DEREK ROY	4	0	4	4	-1	2	0	0	0	0	8	0.0
STEVE MONTADOR	4	1	1	2	-2	0	0	0	1	0	6	16.7
NATHAN GERBE	1	1	1	2	1	0	1	0	0	0	2	50.0
JASON POMINVILLE	4	0	2	2	0	2	0	0	0	0	11	0.0
PAUL GAUSTAD	2	1	0	1	2	2	0	0	0	0	4	25.0
TIM CONNOLLY	4	1	0	1	1	0	0	0	0	0	10	10.0
HENRIK TALLINDER	4	1	0	1	-2	0	0	0	0	0	3	33.3
JOCHEN HECHT	4	1	0	1	-2	0	0	0	0	0	7	14.3
MIKE GRIER	3	0	1	1	0	0	0	0	0	0	5	0.0
DREW STAFFORD	4	0	1	1	-1	4	0	0	0	0	8	0.0
TONI LYDMAN	4	0	1	1	0	0	0	0	0	0	4	0.0
TYLER MYERS	4	0	0	0	-2	0	0	0	0	0	3	0.0
CRAIG RIVET	4	0	0	0	-2	4	0	0	0	0	4	0.0
TIM KENNEDY	4	0	0	0	-2	2	0	0	0	0	4	0.0
CHRIS BUTLER	2	0	0	0	-2	0	0	0	0	0	1	0.0
PATRICK KALETA	3	0	0	0	-1	0	0	0	0	0	4	0.0
CLARKE MACARTHUR	3	0	0	0	-1	0	0	0	0	0	5	0.0
THOMAS VANEK	3	0	0	0	-2	0	0	0	0	0	9	0.0
MATT ELLIS	4	0	0	0	-2	0	0	0	0	0	5	0.0
NATHAN PAETSCH	1	0	0	0	0	0	0	0	0	0	1	0.0
ANDREJ SEKERA	3	0	0	0	1	0	0	0	0	0	4	0.0
ADAM MAIR	3	0	0	0	0	0	0	0	0	0	3	0.0

CAPITALS Individual Scoring



PLAYER	GP	G	A	TP	+/-	PIM	PP	SH	GW	EN	S	PCTG
MIKE GREEN	4	2	2	4	5	4	0	0	1	0	14	14.3
ALEX OVECHKIN	4	2	2	4	1	17	1	0	1	0	18	11.1
ERIC FEHR	4	1	2	3	3	0	0	0	0	0	13	7.7
JEFF SCHULTZ	4	0	3	3	3	2	0	0	0	0	2	0.0
NICKLAS BACKSTROM	4	2	0	2	1	0	1	0	0	0	13	15.4
BRENDAN MORRISON	4	1	1	2	1	2	0	0	1	0	9	11.1
TOMAS FLEISCHMANN	4	0	2	2	4	0	0	0	0	0	10	0.0
ALEXANDER SEMIN	3	0	2	2	1	2	0	0	0	0	8	0.0
BOYD GORDON	1	1	0	1	1	0	0	0	0	1	5	20.0
JASON CHIMERA	1	1	0	1	2	0	0	0	0	0	2	50.0
CHRIS CLARK	3	0	1	1	-1	0	0	0	0	0	3	0.0
BROOKS LAICH	4	0	1	1	-1	0	0	0	0	0	8	0.0
MIKE KNUBLE	2	0	1	1	0	2	0	0	0	0	5	0.0
JAY BEAGLE	1	0	0	0	0	0	0	0	0	0	1	0.0
KARL ALZNER	2	0	0	0	-1	0	0	0	0	0	0	0.0
MATHIEU PERREAU	1	0	0	0	0	0	0	0	0	0	0	0.0
JOHN CARLSON	1	0	0	0	0	0	0	0	0	0	1	0.0
MILAN JURCINA	2	0	0	0	-1	0	0	0	0	0	3	0.0
QUINTIN LAING	1	0	0	0	0	0	0	0	0	0	1	0.0
DAVID STECKEL	4	0	0	0	0	0	0	0	0	0	2	0.0
TYLER SLOAN	2	0	0	0	-1	2	0	0	0	0	1	0.0
KEITH AUCOIN	1	0	0	0	-1	0	0	0	0	0	1	0.0
BRIAN POTHIER	2	0	0	0	0	0	0	0	0	0	2	0.0
SHAONE MORRISON	3	0	0	0	2	2	0	0	0	0	1	0.0
JOHN ERSKINE	3	0	0	0	0	0	0	0	0	0	2	0.0
ALEXANDRE GIROUX	1	0	0	0	-1	0	0	0	0	0	2	0.0
MATT BRADLEY	3	0	0	0	1	0	0	0	0	0	6	0.0
TOM POTI	3	0	0	0	-2	2	0	0	0	0	4	0.0

POWER PLAY: 1-11 9.1%
PENALTY KILLING: 3-5 60.0%

POWER PLAY: 2-5 40.0%
PENALTY KILLING: 10-11 90.9%

GOALTENDING • GOALTENDING • GOALTENDING • GOALTENDING • GOALTENDING • GOALTENDING • GOALTENDING • GOALTENDING

GOALTENDER	GP	MIN	GA	GAA	EN	SO	W	L	OTL	SHOTS	SAVE%
RYAN MILLER	4	237	9	2.27	0	1	1	3	0	136	.934
MICHAL NEUVIRTH	1	60	2	2.00	0	0	1	0	0	34	.941
SEMYON VARLAMOV	1	60	0	0.00	0	1	1	0	0	25	1.000
JOSE THEODORE	2	119	4	2.00	0	0	1	1	0	52	.923



THE RECORD BOOK

1970



2010

2010-2011 BUFFALO SABRES

Media Guide



Record Book 2010.2011

Year-By-Year Results

1970-1971 Regular Season Scores



RECORD: 24-39-15

5th Place - East Division

Oct. 10	@ PIT	2-1	W	Jan. 13	@ CHI	2-4	L
Oct. 14	@ NYR	0-3	L	Jan. 14	STL	2-1	W
Oct. 15	MTL	0-3	L	Jan. 16	@ MIN	4-3	W
Oct. 17	@ STL	1-4	L	Jan. 17	MTL	4-4	T
Oct. 18	PIT	1-1	T	Jan. 21	NYR	5-5	T
Oct. 22	@ PHI	2-4	L	Jan. 23	@ STL	1-7	L
Oct. 23	DET	4-3	W	Jan. 24	PHI	6-4	W
Oct. 25	CHI	0-4	L	Jan. 27	@ LA	3-3	T
Oct. 27	@ VAN	2-7	L	Jan. 29	@ CAL	4-2	W
Oct. 30	@ CAL	1-6	L	Jan. 31	@ VAN	6-1	W
Nov. 1	@ LA	2-4	L	Feb. 4	LA	5-2	W
Nov. 5	VAN	1-4	L	Feb. 6	@ BOS	3-4	L
Nov. 7	@ MTL	2-11	L	Feb. 7	TOR	3-4	L
Nov. 8	PHI	1-3	L	Feb. 9	@ VAN	3-6	L
Nov. 13	CAL	4-2	W	Feb. 10	@ CAL	1-5	L
Nov. 15	MTL	2-2	T	Feb. 12	CAL	3-0	W
Nov. 18	@ TOR	7-2	W	Feb. 14	PHI	3-2	W
Nov. 21	@ MIN	0-3	L	Feb. 17	@ CHI	1-5	L
Nov. 25	@ PIT	4-4	T	Feb. 18	PIT	6-6	T
Nov. 26	NYR	2-2	T	Feb. 20	@ DET	5-6	L
Nov. 29	CAL	1-2	L	Feb. 21	STL	1-3	L
Dec. 3	BOS	4-4	T	Feb. 23	BOS	3-6	L
Dec. 6	MIN	1-0	W	Feb. 25	@ PHI	2-3	L
Dec. 9	@ CHI	1-6	L	Feb. 27	TOR	0-2	L
Dec. 10	@ BOS	2-8	L	Feb. 28	MIN	5-2	W
Dec. 12	@ DET	3-5	L	Mar. 3	@ LA	3-3	T
Dec. 13	TOR	0-4	L	Mar. 5	CHI	2-2	T
Dec. 16	@ NYR	0-4	L	Mar. 7	VAN	6-3	W
Dec. 17	LA	4-3	W	Mar. 13	@ STL	0-9	L
Dec. 19	@ TOR	0-2	L	Mar. 14	@ MIN	5-0	W
Dec. 20	TOR	2-4	L	Mar. 18	STL	5-3	W
Dec. 22	NYR	2-7	L	Mar. 20	@ MTL	2-5	L
Dec. 26	@ MTL	4-4	T	Mar. 21	@ BOS	7-5	W
Dec. 27	DET	5-2	W	Mar. 23	@ NYR	2-7	L
Jan. 1	BOS	4-9	L	Mar. 26	VAN	3-1	W
Jan. 3	CHI	3-5	L	Mar. 28	MIN	4-2	W
Jan. 7	DET	7-4	W	Mar. 31	@ PIT	6-4	W
Jan. 9	@ DET	2-3	L	Apr. 1	PIT	3-3	T
Jan. 10	LA	2-2	T	Apr. 4	@ PHI	3-3	T

1970-1971 Regular Season Scoring

NO.	PLAYER	GP	G	A	PTS	+/-	PIM	PP	SH	GW	GT	SHOTS	PCT.
11	Gil Perreault	78	38	34	72	-39	19	14	0	5	3	210	18.1
10	Phil Goyette	60	15	46	61	-15	6	9	0	1	0	119	12.6
15	Gerry Meehan	77	29	31	59	-12	8	5	0	1	2	163	14.7
22	Don Marshall	62	20	29	49	-13	6	9	0	1	2	112	17.9
23	Eddie Shack (LA)	11	2	2	4	-3	8	0	0	1	0	13	15.4
(BUF)	56	25	17	42	-29	93	10	1	4	1	1	192	13.0
(TOT)	67	27	19	46	-32	101	10	5	1	1	2	205	13.2
19	Steve Atkinson	57	20	18	38	+1	12	1	1	2	3	126	15.9
(BUF)	9	1	0	1	-6	2	1	0	0	0	0	14	7.1
(TOT)	47	21	32	42	-2	6	2	3	0	0	0	99	11.1
26	Larry Keenan (STL)	56	12	21	33	-22	6	3	3	0	0	113	10.6
(BUF)	9	1	3	4	+3	0	0	0	0	0	0	24	4.2
(TOT)	61	7	20	27	-10	6	3	2	0	0	0	67	10.4
6	Al Hamilton	69	2	28	30	-23	71	0	0	0	0	98	2.0
5	Doug Barrie	75	4	23	27	-19	168	0	0	0	0	128	3.1
16	Ron Anderson	74	14	12	26	-11	44	0	1	3	0	139	10.1
20	Dick Duff (LA)	7	1	0	1	-2	0	0	0	0	0	4	25.0
(BUF)	53	7	13	20	-16	12	0	0	1	1	1	67	10.4
(TOT)	60	8	13	21	-18	12	0	0	1	1	1	71	11.3
17	Floyd Smith	77	6	11	17	-12	46	0	2	0	0	80	7.5
9	Reg Fleming	78	6	10	16	-8	159	0	0	0	0	54	11.1
7	Cliff Schmeitz	26	5	7	12	0	10	2	0	0	0	44	11.4
2	Jim Watson	78	2	9	11	-28	147	0	0	0	1	114	1.8
12	Skip Keake	74	4	5	9	-21	68	1	0	0	0	64	6.3
18	Kevin O'Shea	41	4	4	8	-11	8	0	1	1	1	33	12.1
3	Tracy Pratt	76	1	7	8	0	179	0	0	0	0	34	2.9
24	Jean-Guy Talbot (STL)	5	0	0	0	-3	6	0	0	0	0	3	0.0
(BUF)	57	0	7	7	0	36	0	0	0	0	0	41	0.0
(TOT)	62	0	7	7	0	42	0	0	0	0	0	44	0.0
14	Randy Wyrzab	16	2	2	4	0	6	1	0	0	0	22	9.1
19	Francois Lacombe	1	0	1	1	0	2	0	0	0	0	1	0.0
28	Dave Dryden	10	0	1	1	0	0	0	0	0	0	0	0.0
8	Billy Inglis	14	0	1	1	0	4	0	0	0	0	9	0.0
30	Joe Daley	38	0	1	1	0	12	0	0	0	0	0	0.0
19	Brian Perry	1	0	0	0	0	0	0	0	0	0	0	0.0
28	Terry Ball	2	0	0	0	0	0	0	0	0	0	2	0.0
21	Jean-Guy Lagace	3	0	0	0	0	2	0	0	0	0	3	0.0
23	Paul Terbenche	3	0	0	0	0	2	0	0	0	0	1	0.0
24	Butch Deadmarsh	10	0	0	0	0	9	0	0	0	0	7	0.0
20	Brian McDonald	12	0	0	0	0	29	0	0	0	0	15	0.0
4	Mike McMahon	12	0	0	0	0	4	0	0	0	0	20	0.0
1	Hap Myers	13	0	0	0	0	6	0	0	0	0	14	0.0
25	Roger Crozier	43	0	0	0	0	0	0	0	0	0	0	0.0

NO.	GOALTENDER	GP	MIN	AVG.	W	L	T	EN	SO	GA	SA	PCT.
28	Dave Dryden	10	409	3.37	3	3	0	2	1	23	206	.889
1	Roger Crozier	43	2198	3.68	9	20	7	1	1	135	1347	.901
30	Joe Daley	38	2073	3.70	12	16	8	2	1	128	1247	.897
TEAM TOTALS		78	4680	3.73	24	39	15	5	3	291	2800	.896

1971-1972 Regular Season Scores



RECORD: 16-43-19

6th Place - East Division

Oct. 10	PIT	2-1	W	Jan. 2	CAL	4-4	T
Oct. 12	@ STL	1-4	L	Jan. 6	BOS	2-5	L
Oct. 14	@ BOS	2-6	L	Jan. 9	TOR	1-2	L
Oct. 16	@ MTL	3-9	L	Jan. 13	NYR	2-5	L
Oct. 17	MIN	2-3	L	Jan. 15	@ MTL	2-6	L
Oct. 20	@ TOR	7-2	W	Jan. 16	MTL	4-2	W
Oct. 21	CHI	2-5	L	Jan. 20	VAN	1-0	W
Oct. 23	@ MIN	1-5	L	Jan. 22	@ DET	2-3	L
Oct. 24	STL	2-3	L	Jan. 23	@ BOS	3-3	T
Oct. 27	@ LA	3-2	W	Jan. 26	@ NYR	1-5	L
Oct. 30	@ VAN	4-4	T	Jan. 27	DET	1-3	L
Oct. 31	@ CAL	2-2	T	Jan. 30	LA	2-2	T
Nov. 4	@ DET	4-4	T	Feb. 3	NYR	2-4	L
Nov. 5	PHI	5-2	W	Feb. 5	@ MIN	3-3	T
Nov. 7	DET	3-3	T	Feb. 6	BOS	8-2	W
Nov. 11	LA	2-4	L	Feb. 10	@ DET	2-4	L
Nov. 13	@ NYR	2-5	L	Feb. 12	@ BOS	1-5	L
Nov. 14	MTL	2-2	T	Feb. 13	PHI	4-4	T
Nov. 18	CAL	5-7	L	Feb. 17	PIT	0-2	L
Nov. 21	TOR	3-4	L	Feb. 19	@ TOR	1-4	L
Nov. 24	@ LA	3-5	L	Feb. 20	MTL	0-4	L
Nov. 27	@ VAN	3-5	L	Feb. 23	@ CHI	2-1	W
Nov. 28	@ CAL	3-5	L	Feb. 24	CHI	5-3	W
Dec 1	@ NYR	2-7	L	Feb. 27	CAL	4-4	T
Dec 2	LA	2-0	W	Mar. 1	@ MTL	1-4	L
Dec 4	@ STL	1-5	L	Mar. 2	NYR	3-4	L
Dec 5	MIN	3-1	W	Mar. 5	STL	2-6	L
Dec 9	CHI	1-3	L	Mar. 8	@ CAL	3-6	L
Dec 11	@ PIT	3-3	T	Mar. 10	@ VAN	2-3	L
Dec 12	TOR	2-4	L	Mar. 11	@ LA	3-5	L
Dec 15	@ PHI	1-2	L	Mar. 14	@ MIN	4-3	W
Dec 16	@ CHI	0-5	L	Mar. 16	@ PHI	3-3	T
Dec 18	@ TOR	1-8	L	Mar. 17	VAN	2-6	L
Dec 19	VAN	5-1	W	Mar. 19	@ CHI	3-3	T
Dec 23	BOS	4-4	T	Mar. 22	@ PIT	4-3	W
Dec 25	@ STL	4-4	T	Mar. 23	MIN	4-4	T
Dec 26	STL	6-3	W	Mar. 26	PIT	2-2	T
Dec 29	DET	3-7	L	Mar. 30	@ PHI	1-3	L
Dec 31	@ PIT	3-3	T	Apr. 2	PHI	3-2	W

1971-1972 Regular Season Scoring

NO.	PLAYER	GP	G	A	PTS	+/-	PIM	PP	SH	GW	GT	SHOTS	PCT.
7	Rick Martin	73	44	30	74	-38	36	19	0	5	4	266	16.5
11	Gil Perreault	76	26	48	74	-40	24	11	0	1	1	218	11.9
15	Gerry Meehan	77	19	27	46	-28	12	4	0	2	2	164	11.6
6	Al Hamilton	76	4	30	34	-12	105	1	0	1	1	91	4.4
12	Mike Byers (LA)	28	4	5	9	-13	11	0	0	1	1	48	8.3
(BUF)	46	9	7	16	-20	12	3	0	1	1	1	69	13.0
(TOT)	74	13	12	25	-33	23	3	0	2	2	2	117	11.1
23	Eddie Shack	55	11	14	25	-11	34	4	0	0	0	92	11.9
8	Jim Lorentz (STL)	12	0	1	1	-8	12	0	0	0	0	16	0.0
(NYR)	5	0	0	0	-1	0	0	0	0	0	0	1	0.0
(BUF)	35	10	14	24	-11	12	2	0	1	0	0	85	11.8
(TOT)	52	10	15	25	-20	24	2	0	1	0	0	102	9.8
19	Steve Atkinson	67	14	10	24	-22	26	3	0	0	1	122	11.5
24	Chris Evans	61	6	18	24	-20	98	2	0	0	0	99	6.1
10	Phil Goyette	37	3	21	24	-10	14	3	0	0	0	33	9.1
20	Don Luce	78	11	18	19	-38	0	0	1	1	1	126	8.7
9	Danny Lawson	78	10	6	16	-23	15	0	1	0	3	176	5.7
25	Craig Ramsay												



Record Book 2010.2011

Year-By-Year Results

1973-1974 Regular Season Scores



RECORD: 32-34-12

5th Place - East Division

Oct. 10	@TOR	4-7	L	Jan. 9	@ATL	0-3	L
Oct. 13	@MIN	4-3	W	Jan. 10	NVR	7-2	W
Oct. 14	VAN	1-3	L	Jan. 12	@PIT	2-5	L
Oct. 18	LA	6-2	W	Jan. 13	STL	1-0	W
Oct. 20	@NYI	2-1	W	Jan. 17	@PHI	2-7	L
Oct. 21	TOR	4-3	W	Jan. 19	@NYI	2-2	T
Oct. 24	CHI	3-1	W	Jan. 20	CAL	6-4	W
Oct. 25	@BOS	4-9	L	Jan. 24	MTL	1-4	L
Oct. 28	NYI	5-2	W	Jan. 27	VAN	2-3	L
Oct. 31	CAL	3-2	W	Jan. 31	@PHI	3-4	L
Nov. 4	MTL	1-1	T	Feb. 2	@STL	1-6	L
Nov. 6	@VAN	2-3	L	Feb. 3	TOR	3-3	T
Nov. 9	@CAL	3-6	L	Feb. 6	@LA	1-5	L
Nov. 10	@LA	5-3	W	Feb. 8	@CAL	7-2	W
Nov. 14	@ATL	3-1	W	Feb. 10	@VAN	2-5	L
Nov. 16	@MTL	5-8	L	Feb. 14	LA	4-2	W
Nov. 18	CAL	0-2	L	Feb. 17	DET	2-1	W
Nov. 21	@ATL	2-3	L	Feb. 20	@TOR	2-4	L
Nov. 22	NVR	6-7	L	Feb. 21	ATL	4-4	T
Nov. 25	ATL	3-4	L	Feb. 24	BOS	3-2	W
Nov. 29	LA	2-1	W	Feb. 28	CHI	2-2	T
Dec. 1	@DET	4-1	W	Mar. 2	@PHI	2-4	L
Dec. 2	DET	6-1	W	Mar. 3	NYI	4-3	W
Dec. 6	NVR	8-4	W	Mar. 6	@MIN	4-4	T
Dec. 8	@BOS	2-5	L	Mar. 8	@VAN	4-2	W
Dec. 9	TOR	5-2	W	Mar. 10	PHI	3-4	L
Dec. 12	@NVR	1-1	T	Mar. 12	@BOS	0-4	L
Dec. 15	@MIN	3-4	L	Mar. 14	BOS	3-4	L
Dec. 16	STL	2-5	L	Mar. 16	@STL	2-2	T
Dec. 19	@CHI	2-2	T	Mar. 17	MIN	5-2	W
Dec. 20	MTL	2-2	T	Mar. 20	@CHI	3-2	W
Dec. 22	@MTL	1-7	L	Mar. 23	@NYI	1-1	T
Dec. 23	PIT	3-2	W	Mar. 24	@NVR	3-5	L
Dec. 27	DET	3-1	W	Mar. 27	@DET	1-3	L
Dec. 30	PHI	4-5	L	Mar. 28	CHI	2-2	T
Dec. 31	@DET	6-5	W	Mar. 31	MIN	6-1	W
Jan. 3	PIT	6-1	W	Apr. 4	@PIT	2-4	L
Jan. 5	@PIT	2-5	L	Apr. 6	@TOR	1-3	L
Jan. 6	VAN	6-3	W	Apr. 7	STL	5-2	W

1973-1974 Regular Season Scoring

NO.	PLAYER	GP	G	A	PTS	+/-	PIM	PP	SH	GW	GT	SHOTS	PCT.
7	Richard Martin	78	52	34	86	-22	38	8	0	6	3	320	16.2
14	Rene Robert	76	21	44	65	-16	71	3	0	5	1	245	8.5
20	Don Luce	75	26	30	56	+3	44	2	3	1	2	237	10.9
8	Jim Lorentz	78	23	54	-19	28	12	0	4	0	4	145	15.8
11	Gil Perreault	55	18	33	51	-8	10	6	0	7	2	163	11.0
15	Gerry Meehan	72	20	26	46	+7	17	6	0	1	1	160	12.5
10	Craig Ramsay	78	20	26	46	+17	0	1	2	3	2	154	12.9
23	Larry Carrere	77	6	24	30	+3	103	3	0	0	0	113	5.3
4	Jerry Korab (VAN)	31	4	7	11	-21	64	3	0	0	0	75	5.3
(BUF)	45	6	12	18	23	73	2	0	0	0	0	106	5.6
(TOT)	76	10	19	29	44	137	5	0	0	0	0	181	5.5
17	Rick Dudley	67	13	13	26	0	71	0	0	2	1	100	13.0
21	Brian Spencer (NYI)	54	5	16	21	-16	65	0	0	0	0	114	4.0
(BUF)	13	2	5	7	-3	4	1	0	0	0	0	21	14.2
(TOT)	67	8	18	26	-19	69	1	0	0	0	0	135	5.9
3	Mike Robitaille	71	2	18	20	+2	60	2	0	0	0	185	1.0
9	Norm Gratton	56	6	12	18	-10	16	2	0	0	0	53	11.3
19	Steve Atkinson	70	6	10	16	+1	22	0	0	1	0	109	5.5
22	Doug Bombaugh	46	6	9	15	+2	27	0	0	1	0	38	15.7
18	Paul Terbenche	68	2	12	14	+3	8	0	0	0	0	42	4.2
24	Peter McNab	22	3	6	9	-3	9	0	0	0	0	24	12.5
6	Jim Schoenfeld	28	1	8	9	-9	56	0	0	0	0	49	2.0
12	Larry Mickey	13	3	4	7	+5	8	0	0	0	0	18	16.6
4	Tracy Pratt	33	0	7	7	+9	52	0	0	0	0	20	0.0
21	John Gould	30	4	2	6	-7	2	0	0	1	0	48	8.3
2	Tim Horton	55	0	6	6	+5	53	0	0	0	0	59	0.0
21	Ron Busniuk	5	0	3	3	-1	4	0	0	0	0	3	0.0
16	Real Lemieux (LA)	20	0	0	0	0	0	0	0	0	0	2	0.0
(NVR)	7	0	0	0	-1	0	0	0	0	0	0	0	0.0
(BUF)	11	1	2	0	4	0	0	0	0	0	0	4	25.0
(TOT)	38	1	2	-1	4	0	0	0	0	0	0	6	16.7
24	Bill Hajt	6	0	2	2	-1	0	0	0	0	0	4	0.0
30	Randy Wyznab	5	0	1	1	-1	0	0	0	0	0	4	0.0
30	Dave Dryden	53	0	1	1	0	4	0	0	0	0	0	0.0
28	Rocky Farr	11	0	0	0	0	2	0	0	0	0	0	0.0
29	Gary Bromley	12	0	0	0	0	2	0	0	0	0	0	0.0
1	Roger Crozier	12	0	0	0	0	2	0	0	0	0	0	0.0
23	Joe Norris	18	0	0	0	-4	2	0	0	0	0	9	0.0

NO.	GOALTENDER	GP	MIN	AVG.	W	L	T	EN	SO	GA	SA	PCT.
30	Dave Dryden	53	2967	2.97	23	20	8	3	1	148	1399	.894
28	Rocky Farr	11	480	3.13	2	4	1	2	0	25	257	.903
29	Gary Bromley	12	598	3.31	3	5	3	0	0	33	—	—
1	Roger Crozier	12	615	3.80	4	5	0	0	0	39	—	—
TEAM TOTALS		78	4680	3.21	32	34	12	5	1	250		

1974-1975 Regular Season Scores



RECORD: 49-16-15

1st Place - Adams Division

Oct. 10	BOS	9-5	W	Jan. 11	@DET	3-3	T
Oct. 12	@PHI	1-6	L	Jan. 12	VAN	5-1	W
Oct. 13	LA	1-4	L	Jan. 15	@CAL	4-0	W
Oct. 17	CAL	6-1	W	Jan. 17	@VAN	4-2	W
Oct. 19	@MIN	2-1	W	Jan. 19	KC	5-0	W
Oct. 20	TOR	5-5	T	Jan. 23	DET	5-1	W
Oct. 24	@LA	2-7	L	Jan. 25	@MTL	7-6	W
Oct. 26	@STL	2-0	W	Jan. 26	ATL	3-4	L
Oct. 27	MTL	3-2	W	Jan. 30	NVR	6-3	W
Nov. 2	@TOR	6-3	W	Feb. 1	@PHI	0-6	L
Nov. 3	@NVR	4-3	W	Feb. 2	KC	8-1	W
Nov. 5	@BOS	2-2	T	Feb. 4	@DET	6-1	W
Nov. 6	CHI	6-4	W	Feb. 6	@NYI	2-2	T
Nov. 9	@KC	6-1	W	Feb. 9	NVR	4-4	T
Nov. 10	PIT	8-3	W	Feb. 12	@PIT	3-3	T
Nov. 13	@MTL	8-6	W	Feb. 13	BOS	3-1	W
Nov. 14	MIN	5-3	W	Feb. 16	STL	4-4	T
Nov. 16	@BOS	5-7	L	Feb. 18	@NYI	3-2	W
Nov. 17	ATL	4-0	W	Feb. 20	PHI	6-6	T
Nov. 20	WSH	7-3	W	Feb. 21	@WSH	9-4	W
Nov. 22	@ATL	4-4	T	Feb. 23	TOR	4-1	W
Nov. 24	MTL	6-4	W	Feb. 27	LA	5-0	W
Nov. 27	@CHI	3-1	W	Mar. 1	@DET	2-3	L
Nov. 28	DET	5-2	W	Mar. 2	NYI	3-3	T
Nov. 30	@PIT	5-5	T	Mar. 5	@NVR	6-3	W
Dec. 1	PIT	6-3	W	Mar. 8	@STL	3-3	T
Dec. 3	@WSH	5-3	W	Mar. 9	PIT	8-4	W
Dec. 5	WSH	9-2	W	Mar. 11	@LA	2-2	T
Dec. 8	MIN	5-0	W	Mar. 12	@CAL	7-2	W
Dec. 12	VAN	3-5	L	Mar. 14	@VAN	1-5	L
Dec. 14	@MIN	2-4	L	Mar. 16	@TOR	11-3	W
Dec. 15	CAL	5-5	T	Mar. 20	NVR	6-3	W
Dec. 18	NYI	3-2	W	Mar. 22	@KC	4-2	W
Dec. 22	@WSH	4-0	W	Mar. 23	CAL	9-4	W
Dec. 26	CHI	3-1	W	Mar. 26	@CHI	1-5	L
Dec. 27	@NVR	5-9	L	Mar. 28	@ATL	2-3	L
Dec. 29	PHI	2-5	L	Mar. 30	TOR	4-5	L
Jan. 3	@CAL	2-2	T	Apr. 1	@BOS	3-1	W
Jan. 5	STL	4-2	W	Apr. 3	BOS	4-2	W
Jan. 9	LA	2-5	L	Apr. 5	@TOR	4-2	W

1974-1975 Regular Season Scoring

NO.	PLAYER	GP	G	A	PTS	+/-	PIM	PP	SH	GW	GT	SHOTS	PCT.
14	Rene Robert	74	40	60	100	+6	75	14	0	3	3	264	15.2
11	Gil Perreault	68	39	57	96	+1	36	12	0	8	2	245	15.9
7	Rick Martin	68	52	43	95	+5	72	21	0	6	2	301	17.3
20	Don Luce	80	33	43	76	+41	5	1	8	6	0	245	13.5
9	Rick Dudley	78	31	39	70	+29	116	4	0	6	0	226	13.7
8	Jim Lorentz	72	25	45	70	+17	18	6	0	6	0	140	17.9
10	Craig Ramsay	80	26	38	64	+51	26	1	7	7	1	200	13.0
18	Danny Gare	78	31	62	40	75	5	0	2	2	2	274	11.3
17	Fred Stanfield (MIN)	40	8	18	26	-14	12	2	0	2	1	107	7.5
(TOT)	32	12	21	33	+9	4	6	2	1	7	17	55.6	
(BUF)	72	20	39	59	-5	16	8	0	3	3	184	10.9	
4	Jerry Korab	79	12	44	56	+41	184	3	2	1	0	218	5.5
16	Peter McNab	53	22	21	43	+13	8	1	0	1	2	90	24.4
21	Brian Spencer	73	12	29	41	+17	77	1	0	1	1	126	9.5
22	Jocelyn Guevremont (VAN)	2	0	0	0	-1	0	0	0	0	0	5	0.0
(BUF)	66	7	25	32	+32	32	4	0	0	1	0	160	4.4
(TOT)	68	7	25	32	+31	32	4	0	0	1	0	165	4.2
24	Bill Hajt	76	3	26	29	+47	68	1	0	0	0	107	2.8
6	Jim Schoenfeld	68	1	19	20	+35	184	0	0	0	0	148	0.7
23													



Record Book 2010.2011

Year-By-Year Results

1976-1977 Regular Season Scores



RECORD: 48-24-8

2nd Place - Adams Division

Oct. 9	@ DET	0-4	L	Jan. 9	CLV	7-4	W
Oct. 10	MTL	3-1	W	Jan. 13	NYR	7-5	W
Oct. 13	NYI	3-4	L	Jan. 15	@ PIT	2-5	L
Oct. 16	@ MIN	2-1	W	Jan. 16	COL	3-0	W
Oct. 17	ATL	5-6	L	Jan. 19	WSH	2-4	L
Oct. 20	VAN	4-0	W	Jan. 22	@ MIN	3-4	L
Oct. 23	@ PHI	2-3	L	Jan. 23	CLV	0-3	L
Oct. 24	WSH	2-1	W	Jan. 27	ATL	1-1	T
Oct. 27	PIT	4-4	T	Jan. 29	@ MTL	3-3	T
Oct. 31	BOS	4-1	W	Feb. 1	@ NYI	3-6	L
Nov. 1	@ MTL	2-3	L	Feb. 3	@ COL	6-4	W
Nov. 5	@ WSH	3-2	W	Feb. 5	@ STL	5-6	L
Nov. 7	PHI	5-3	W	Feb. 9	@ NYR	2-1	W
Nov. 10	STL	5-0	W	Feb. 10	BOS	4-3	W
Nov. 13	@ NYR	6-2	W	Feb. 13	MIN	6-2	W
Nov. 14	MIN	4-4	T	*Feb. 14	TOR	7-2	W
Nov. 17	@ VAN	3-2	W	Feb. 16	CHI	3-0	W
Nov. 20	@ LA	4-3	W	Feb. 19	@ DET	2-1	W
Nov. 24	VAN	4-4	T	Feb. 20	@ PHI	2-4	L
Nov. 27	@ STL	2-3	L	Feb. 23	@ CLV	5-3	W
Nov. 28	DET	3-1	W	Feb. 24	PHI	2-0	W
Nov. 30	@ BOS	6-2	W	Feb. 26	@ TOR	6-5	W
Dec. 4	@ NYI	0-3	L	Feb. 27	LA	1-5	L
Dec. 5	COL	5-3	W	Mar. 2	CHI	6-3	W
Dec. 8	@ CLV	5-1	W	**Mar. 3	LA	7-2	W
Dec. 9	PIT	1-2	L	Mar. 5	@ BOS	1-3	L
Dec. 11	@ LA	4-2	W	Mar. 6	MTL	4-1	W
Dec. 14	@ VAN	6-3	W	Mar. 9	DET	6-3	W
Dec. 16	NYR	7-2	W	Mar. 12	@ PIT	2-3	L
Dec. 18	@ NYI	4-2	W	Mar. 13	TOR	6-1	W
Dec. 19	DET	6-1	W	Mar. 16	@ CLV	6-2	W
Dec. 22	@ CHI	4-2	W	Mar. 17	@ BOS	2-4	L
Dec. 23	TOR	4-2	W	Mar. 20	@ WSH	6-2	W
Dec. 26	WSH	5-2	W	Mar. 22	@ ATL	6-3	W
Dec. 29	@ ATL	6-3	W	Mar. 23	CLV	4-2	W
Jan. 1	@ PIT	3-6	L	Mar. 25	@ COL	2-2	T
Jan. 2	NYI	3-3	T	Mar. 26	@ LA	4-6	L
Jan. 5	@ CHI	1-2	L	Mar. 30	BOS	3-4	L
Jan. 6	MTL	2-9	L	Apr. 2	@ TOR	1-1	T
Jan. 8	@ TOR	4-2	W	Apr. 3	STL	7-3	W

1976-1977 Regular Season Scoring

NO.	PLAYER	GP	G	A	PPTS	+/-	PIM	PP	SH	GW	GT	SHOTS	PCT.
11	Gil Perreault	80	39	56	+10	30	7	2	9	0	195	20.0	
14	Rene Robert	80	33	40	+27	46	5	0	4	1	250	13.2	
20	Don Luce	80	26	43	+38	16	6	1	6	1	206	12.6	
7	Rick Martin	66	36	29	+65	+10	58	12	0	6	2	221	16.3
10	Craig Ramsay	80	20	41	+61	+37	20	2	3	2	1	145	13.8
12	Andre Savard	80	25	35	+60	+9	30	4	0	4	0	160	15.6
8	Jim Sorenson	79	23	33	+56	+3	8	7	0	3	0	156	14.7
4	Jerry Korab	77	14	33	+22	120	4	0	1	1	185	7.6	
22	Jocelyn Guevremont	80	9	29	+38	+26	46	2	0	2	0	210	4.3
6	Jim Schoenfeld	65	7	25	+32	+28	97	2	0	2	2	181	3.9
21	Brian Spencer	77	14	15	+29	0	55	1	0	2	0	78	17.9
15	Gary McAdam	73	13	16	+29	+17	17	1	0	2	0	86	15.1
18	Danny Gare	35	11	15	+26	+7	73	3	0	0	0	92	12.0
24	Bill Hajt	79	6	20	+26	+39	56	0	0	1	0	106	5.7
25	Terry Martin	62	11	12	+23	+6	8	1	0	0	0	72	15.3
17	Fred Stanfield	79	9	14	+23	-2	6	2	0	2	0	69	13.0
5	Lee Fogolin	71	3	15	+18	+9	100	1	0	2	0	76	3.9
27	Joe Kowal	16	0	5	+3	6	0	0	0	0	0	6	0.0
23	Ken Breitenbach	31	0	5	+2	18	0	0	0	0	0	11	0.0
9	Jacques Richard	21	2	0	-2	-3	16	0	0	0	0	20	10.0
29	Don Edwards	25	0	1	0	2	0	0	0	0	0	0	0.0
26	Alex Tidey	2	0	0	-1	0	0	0	0	0	0	3	0.0
28	Bob Sauve	4	0	0	0	0	0	0	0	0	0	0	0.0
16	Derek Smith	5	0	0	-1	0	0	0	0	0	0	0	0.0
31	Al Smith	7	0	0	0	0	0	0	0	0	0	0	0.0
30	Gerry Desjardins	49	0	0	0	0	2	0	0	0	0	0	0.0

NO.	GOALTENDER	GP	MIN	AVG.	W	L	T	EN	SO	GA	SA	PCT.
29	Don Edwards	25	1480	2.51	16	7	2	1	2	62	584	.899
30	Gerry Desjardins	49	2871	2.63	31	12	6	1	3	126	1261	.900
28	Bob Sauve	4	184	3.55	1	2	0	0	0	11	70	.843
31	Al Smith	7	265	4.30	0	3	0	0	0	19	114	.830

TEAM TOTALS 80 4800 2.75 48 24 8 2 5 220 2029 .892

Note: *Rescheduled from February 7
**Rescheduled from January 30

1977-1978 Regular Season Scores



RECORD: 44-19-17

2nd Place - Adams Division

Oct. 13	NYI	3-2	W	*Jan. 12	@ CLV	3-6	L
Oct. 15	@ TOR	5-2	W	Jan. 14	@ DET	2-6	L
Oct. 16	CHI	0-2	L	Jan. 19	CLV	9-2	W
Oct. 19	@ CHI	2-2	T	Jan. 21	@ STL	3-1	W
Oct. 20	COL	7-5	W	Jan. 22	VAN	2-2	T
Oct. 23	MIN	4-1	W	Jan. 26	MIN	1-2	L
Oct. 29	@ NYI	2-4	L	Jan. 28	@ PIT	3-3	T
Oct. 30	@ MTL	4-0	W	Jan. 30	NYI	3-2	W
Nov. 3	@ BOS	4-1	W	Feb. 1	@ TOR	2-2	T
Nov. 5	@ STL	3-1	W	Feb. 2	BOS	3-1	W
Nov. 6	STL	7-4	W	Feb. 4	@ MIN	4-2	W
Nov. 9	@ NYR	4-8	L	Feb. 5	WSH	4-1	W
Nov. 10	@ PHI	3-2	W	Feb. 8	@ CLV	5-2	W
Nov. 13	PIT	3-3	T	Feb. 9	NYR	2-0	W
Nov. 16	@ ATL	6-2	W	Feb. 13	TOR	2-4	L
Nov. 17	TOR	1-2	L	Feb. 16	LA	5-0	W
Nov. 19	@ WSH	7-6	W	Feb. 19	STL	6-2	W
Nov. 20	WSH	5-2	W	Feb. 20	@ MTL	2-4	L
Nov. 23	BOS	0-2	L	Feb. 23	PHI	4-0	W
Nov. 24	@ MTL	1-4	L	Feb. 25	@ CLV	13-3	W
Nov. 27	NYI	3-2	W	Feb. 26	PIT	4-4	T
Nov. 30	@ CHI	3-2	W	Mar. 1	@ ATL	4-3	W
Dec. 1	MTL	3-1	W	Mar. 2	NYI	6-3	W
Dec. 3	@ PIT	4-4	T	Mar. 4	@ BOS	3-7	L
Dec. 4	DET	6-1	W	Mar. 6	MTL	2-1	W
Dec. 8	CLV	5-2	W	Mar. 9	LA	3-3	T
Dec. 10	@ MIN	4-2	W	Mar. 11	@ NYI	2-4	L
Dec. 11	VAN	3-0	W	Mar. 12	CHI	5-2	W
Dec. 13	@ COL	1-4	L	Mar. 16	PHI	3-1	W
Dec. 15	@ LA	7-3	W	Mar. 18	@ PHI	2-2	T
Dec. 17	@ VAN	5-5	T	Mar. 21	@ LA	6-2	W
Dec. 21	@ DET	5-3	W	Mar. 24	@ VAN	2-2	T
Dec. 22	PIT	3-3	T	Mar. 25	@ COL	4-3	W
Dec. 29	DET	3-3	T	Mar. 28	@ DET	0-7	L
Dec. 31	@ NYR	2-2	T	Mar. 30	CLV	3-5	L
Jan. 1	ATL	2-2	T	Apr. 1	@ TOR	2-3	L
Jan. 5	COL	5-3	W	Apr. 2	ATL	2-4	L
Jan. 7	@ WSH	4-4	T	Apr. 4	@ WSH	3-4	L
Jan. 8	BOS	5-3	W	Apr. 6	@ BOS	5-2	W
Jan. 11	LA	3-3	T	Apr. 9	TOR	2-1	W

1977-1978 Regular Season Scoring

NO.	PLAYER	GP	G	A	PPTS	+/-	PIM	PP	SH	GW	GT	SHOTS	PCT.
11	Gil Perreault	79	41	48	+89	+18	20	7	0	7	2	192	21.4
18	Danny Gare	69	39	38	+77	+32	95	9	0	2	6	265	14.7
14	Rene Robert	67	25	48	+73	+19	25	7	0	4	1	209	12.0
10	Craig Ramsay	80	28	43	+71	+33	18	2	5	3	2	159	17.6
7	Rick Martin	65	28	35	+63	+16	16	7	0	6	3	221	12.7
20	Don Luce	78	26	35	+61	+32	24	5	2	3	0	170	15.3
15	Gary McAdam	79	19	22	+41	+3	44	2	0	5	0	160	11.9
4	Jerry Korab	77	7	34	+41	+19	119	3	0	2	0	204	3.4
12	Andre Savard	80	19	20	+39	+1	40	2	0	0	0	127	15.0
16	Ric Seiling	80	19	19	+38	+13	33	2	0	4	1	114	16.7
22	Jocelyn Guevremont	66	7	28	+35	+25	46	0	0	1	0	162	4.3
8	Jim Lorentz	70	9	15	+24	-4	12	6	0	2	1	85	10.6
5	Lee Fogolin	76	0	23	+23	+7	98	0	0	0	0	77	0.0
24	Bill Hajt	76	4	18	+22	+36	30	0	0	0	1	78	5.1
6	Jim Schoenfeld	60	2	20	+22	+24	89	0	0	0	0	114	1.8
17	Fred Stanfield	57	3	8	+11	-8	2	0	0	0	0	38	7.9
21	Ron Schock	40	4	4	+8	-5	0	0	0	2	0	19	21.1
19	Derek Smith	36	3	3	+6	-4	0	0	0	0	0	25	12.0
25	Terry Martin	21	3	2	+5	-1	9	0	0	2	0	17	17.6
29	Richie Dunn	25	0	3	+3	-3	16	0	0	0	0	23	0.0
1	Don Edwards	72	0	3	0	0	12	0	0	0	0	0	0.0
3	Bill Stewart	13	2	0	+2	+1	15	0	0	1	0	12	16.7
28	Bob Sauve	11	0	1	0	0	0	0	0	0	0	0	0.0
26	Alex Tidey	1	0	0	0	-1	0	0	0	0	0	2	0.0
32	Wayne Ramsey	2	0	0	0	0	0	0	0	0	0	0	0.0
27	Gerry Desjardins	3	0	0	0	0	0	0	0	0	0	0	0.0
30	Joe Kowal	6	0	0	0	0	7	0	0	0	0	3	0.0
23	Larry Carriere	9	0	0	0	-1	18	0	0	0	0	4	0.0

NO.	GOALTENDER	GP	MIN	AVG.	W	L	T	EN	SO	GA	SA	PCT.
28	Bob Sauve	11	480	2.50	6	2	0	0	0	20	224	.917
1	Don Edwards	72	4209	2.64	38	16	7	3	5	185	1970	.906



Record Book 2010.2011

Year-By-Year Results

1979-1980 Regular Season Scores



RECORD: 47-17-16

1st Place - Adams Division

Oct. 11	WSH	6-3	W	Jan. 9	NYI	3-2	W
Oct. 13	@ NYI	5-2	W	Jan. 11	@ COL	4-3	W
Oct. 14	MIN	4-5	L	Jan. 13	@ EDM	5-6	L
Oct. 17	HAR	3-1	W	Jan. 16	@ LA	4-2	W
Oct. 20	@ STL	2-3	L	Jan. 18	@ VAN	2-2	T
Oct. 21	VAN	3-3	T	Jan. 20	EDM	4-4	T
Oct. 24	PIT	7-3	W	Jan. 21	@ ATL	3-3	T
Oct. 25	@ DET	0-4	L	Jan. 24	@ BOS	3-4	L
Oct. 27	@ QUE	3-0	W	Jan. 26	@ MTL	7-2	W
Oct. 28	COL	4-2	W	Jan. 27	LA	9-1	W
Oct. 31	@ CHI	0-0	T	Jan. 31	NYR	6-2	W
Nov. 3	@ TOR	4-3	W	Feb. 2	@ NYI	2-3	L
Nov. 4	@ PHI	1-3	L	Feb. 3	VAN	3-0	W
Nov. 8	CHI	3-3	T	Feb. 7	PIT	9-0	W
Nov. 10	@ WSH	5-3	W	Feb. 9	@ STL	2-3	L
Nov. 11	COL	3-5	L	Feb. 11	STL	4-2	W
Nov. 15	ATL	5-1	W	Feb. 14	BOS	3-3	T
Nov. 17	@ MIN	4-2	W	Feb. 16	@ DET	4-3	W
Nov. 18	EDM	9-7	W	Feb. 17	MTL	2-2	T
Nov. 21	@ HAR	3-5	L	Feb. 19	@ QUE	3-1	W
Nov. 24	@ WSH	6-1	W	Feb. 20	WIN	4-3	W
Nov. 25	MIN	6-2	W	Feb. 24	@ CHI	1-3	L
Nov. 27	@ BOS	5-2	W	Feb. 27	PHI	1-1	T
Nov. 29	NYR	2-1	W	Feb. 29	@ EDM	4-2	W
Dec. 2	WSH	2-0	W	Mar. 2	@ MIN	2-2	T
Dec. 5	ATL	6-1	W	Mar. 5	@ NYR	2-4	L
Dec. 7	@ COL	5-3	W	Mar. 6	HAR	4-3	W
Dec. 10	DET	4-0	W	Mar. 9	STL	9-4	W
Dec. 13	CHI	5-2	W	Mar. 12	@ WIN	3-3	T
Dec. 15	@ PHI	2-3	L	Mar. 15	@ LA	2-2	T
Dec. 16	BOS	1-5	L	Mar. 19	@ VAN	3-3	T
Dec. 19	@ WIN	3-2	W	Mar. 22	TOR	5-1	W
Dec. 20	LA	5-3	W	Mar. 23	NYI	1-1	T
Dec. 22	@ HAR	4-2	W	Mar. 25	@ NYR	3-3	T
Dec. 23	QUE	1-3	L	Mar. 27	DET	10-1	W
Dec. 27	TOR	5-3	W	Mar. 30	MTL	1-1	T
Dec. 29	@ MTL	3-6	L	Apr. 1	@ ATL	5-2	W
Dec. 31	WIN	6-2	W	Apr. 3	QUE	8-3	W
Jan. 5	@ PIT	5-4	W	Apr. 5	@ PIT	9-1	W
Jan. 6	PHI	2-4	L	Apr. 6	TOR	7-3	W

1979-1980 Regular Season Scoring

NO.	PLAYER	GP	G	A	PTS	+/-	PIM	PP	SH	GW	GT	SHOTS	PCT.
11	Gil Perreault	80	40	66	106	+32	57	10	0	5	1	180	22.2
18	Danny Gare	76	56	33	89	+49	90	17	0	1	3	270	20.7
7	Rick Martin	80	45	34	79	+18	54	8	0	3	1	257	17.5
19	Derek Smith	79	24	39	63	+33	56	8	0	3	0	137	17.5
16	Ric Seiling	80	25	35	60	+30	54	5	1	2	2	155	16.1
10	Craig Ramsay	80	21	39	60	+15	24	5	0	4	1	103	20.4
8	Tony McKegney	80	23	29	52	+40	24	1	0	6	1	140	16.4
5	John Van Boxmeer	80	11	40	51	+40	55	4	0	1	2	198	5.5
20	Don Luce	80	14	29	48	+22	30	0	0	0	2	137	10.2
3	Richie Dunn	80	7	31	38	+25	59	4	0	2	0	147	4.8
6	Jim Schoenfeld	77	9	27	36	+60	72	4	0	1	2	114	7.9
9	Rick Dudley	66	11	22	33	+11	58	0	0	2	0	109	10.1
22	Lindy Ruff	63	5	14	19	-2	38	1	0	0	0	77	6.5
17	John Gould	52	9	9	18	+9	11	0	0	2	0	72	12.5
24	Bill Hajt	75	4	12	16	+36	24	0	1	0	0	63	6.3
12	Andre Savard	33	3	10	13	+4	16	0	0	2	0	36	8.3
27	Larry Playfair	79	2	10	12	+13	145	0	0	0	0	32	6.3
4	Jerry Korab	34	4	10	11	0	74	0	0	1	0	55	1.8
25	Bob Mongrain	43	4	6	10	+6	4	0	0	1	0	33	12.1
15	Rob McElvanahan	13	2	5	7	+8	0	0	0	0	0	13	15.4
23	Mike Ramsey	13	1	6	7	+9	6	0	0	1	0	17	5.9
28	Bob Sauve	32	0	4	0	2	0	0	0	0	0	0	0.0
21	Dave Schultz	13	1	0	1	0	28	0	0	0	0	1	10.0
1	Don Edwards	49	0	1	1	0	8	0	0	0	0	0	0.0

NO.	GOALTENDER	GP	MIN	AVG.	W	L	T	EN	SO	GA	SA	PCT.
28	Bob Sauve	32	1880	2.36	20	8	4	1	4	74	740	.900
1	Don Edwards	49	2020	2.57	27	9	12	1	2	125	1177	.893

TEAM TOTALS 80 4800 2.51 47 17 16 2 6 201 1917 .895

1980-1981 Regular Season Scores



RECORD: 39-20-21

1st Place - Adams Division

Oct. 9	@ CHI	3-4	L	Jan. 11	LA	4-4	T
Oct. 12	HAR	3-3	T	Jan. 14	MIN	1-1	T
Oct. 15	EDM	2-0	W	Jan. 16	EDM	5-5	T
Oct. 18	@ PIT	4-2	W	Jan. 18	NYR	4-0	W
Oct. 19	TOR	2-4	L	Jan. 19	@ BOS	1-5	L
Oct. 22	WIN	7-4	W	Jan. 21	@ QUE	6-5	W
Oct. 25	@ MTL	5-2	W	Jan. 24	@ WSH	7-4	W
Oct. 26	NYI	5-2	W	Jan. 26	@ NYI	5-3	W
Oct. 29	PIT	1-1	T	Jan. 28	PHI	4-4	T
Nov. 1	@ DET	4-2	W	Jan. 31	@ HAR	5-3	W
Nov. 2	VAN	4-3	W	Feb. 1	WIN	4-0	W
Nov. 5	COL	5-3	W	Feb. 5	@ PHI	4-0	W
Nov. 8	@ WSH	3-3	T	Feb. 6	DET	7-3	W
Nov. 9	WSH	3-3	T	Feb. 8	STL	3-3	T
Nov. 12	DET	4-4	T	Feb. 12	WSH	6-3	W
Nov. 15	@ NYI	1-4	L	Feb. 14	@ CGY	4-4	T
Nov. 16	QUE	8-1	W	Feb. 15	@ EDM	2-2	T
Nov. 19	@ CHI	2-5	L	Feb. 19	@ MTL	2-5	L
Nov. 21	@ WIN	4-2	W	Feb. 21	@ PIT	6-1	W
Nov. 23	@ EDM	3-6	L	Feb. 22	MTL	2-4	L
Nov. 25	@ STL	3-5	L	Feb. 25	@ CHI	3-6	L
Nov. 27	CGY	6-3	W	Feb. 27	CHI	6-1	W
Nov. 29	@ HAR	5-2	W	Mar. 1	@ BOS	4-6	L
Nov. 30	COL	4-1	W	Mar. 4	CGY	4-0	W
Dec. 3	MTL	5-6	L	Mar. 6	HAR	3-5	L
Dec. 6	@ MIN	3-3	T	Mar. 8	PHI	8-4	W
Dec. 7	PIT	10-1	W	Mar. 11	@ MIN	1-3	L
Dec. 9	@ COL	4-4	T	Mar. 13	@ WIN	5-2	W
Dec. 11	@ CGY	4-8	L	Mar. 14	@ VAN	1-2	L
Dec. 13	@ TOR	5-4	W	Mar. 17	@ LOS	3-1	W
Dec. 14	VAN	2-2	T	Mar. 19	TOR	14-4	W
Dec. 20	@ LA	7-4	W	Mar. 21	@ TOR	6-2	W
Dec. 21	@ VAN	3-3	T	Mar. 22	STL	5-6	L
Dec. 26	CHI	3-2	W	Mar. 25	NYR	4-2	W
Dec. 28	BOS	5-2	W	Mar. 27	@ COL	5-3	W
Dec. 31	LA	2-5	L	Mar. 28	@ STL	4-7	L
Jan. 3	@ QUE	3-3	T	Mar. 30	BOS	2-2	T
Jan. 4	MIN	2-2	T	Apr. 2	@ PHI	2-2	T
Jan. 7	QUE	5-1	W	Apr. 4	@ DET	5-4	W
Jan. 9	@ NYR	3-3	T	Apr. 5	NYI	3-7	L

1980-1981 Regular Season Scoring

NO.	PLAYER	GP	G	A	PTS	+/-	PIM	PP	SH	GW	GT	SHOTS	PCT.
18	Danny Gare	73	46	39	85	+12	109	15	0	7	2	248	18.5
12	Andre Savard	79	31	43	74	+32	63	2	2	4	1	149	20.8
8	Tony McKegney	80	37	32	69	+11	24	9	0	4	0	236	15.7
4	John Van Boxmeer	80	18	51	69	-2	69	6	1	2	2	258	7.0
19	Derek Smith	69	21	43	64	+14	12	11	0	2	0	166	12.7
10	Craig Ramsay	80	24	35	59	+39	12	1	1	3	2	110	21.8
11	Gil Perreault	56	20	39	59	+3	56	5	0	3	1	150	13.3
16	Ric Seiling	74	30	27	57	+20	80	2	1	4	2	140	21.4
3	Richie Dunn	79	7	42	49	+21	34	4	0	1	2	175	40.0
6	Alan Haworth	49	16	20	36	-6	34	4	0	1	1	72	22.2
14	Jim Schoenfeld	71	8	25	33	+28	110	3	0	0	0	101	7.9
20	Don Luce	61	15	13	28	+14	19	0	4	2	1	94	16.0
22	Lindy Ruff	65	8	18	26	+3	121	1	0	2	0	97	8.2
7	Rick Dudley	38	10	13	23	+7	10	2	0	0	0	49	20.4
9	John Gould	23	7	14	21	+4	20	2	0	3	1	57	12.3
24	Bill Hajt	68	2	19	21	+38	42	0	0	0	0	58	3.4
9	Gilles Hamel	51	10	9	19	-8	53	2	0	0	2	56	17.9
5	Mike Ramsey	72	3	14	17	+3	56	0	0	1	0	72	4.2
15	Rob McElvanahan	53	3	12	15	-19	38	1	0	1	1	67	4.5
21	J.F. Sauve	20	5	9	14	-2	12	3	0	0	0	26	19.2
27	Larry Playfair	75	3	9	12	+4	169	0	0	1	1	54	5.6
26	Steve Patrick	30	1	7	8	+1	25	0	0	0	0	35	2.9
9	Mike Moller	5	2	2	4	+3	0	0	0	0	0	7	28.6
1	Don Edwards	45	0	2	2	0	0	0	0	0	0	0	0.0
28	Bob Sauve	35	0	1	1	0	0	0	0	0	0	0	0.0
23	Randy Cunneynworth	1	0	0	0	0	2	0	0	0	0	1	0.0
25	Bob Mongrain	4	0	0	0	-2	2	0	0	0	0	2	0.0

NO.	GOALTENDER	GP	MIN	AVG.	W	L	T	EN	SO	GA	SA	PCT.
1	Don Edwards	45	2700	2.96	23	10	12	4	3	133	1297	.897
28	Bob Sauve	35	2100	3.17	16	10	9	2	2	111	926	.880

TEAM TOTALS 80 4800 3.13 39 20 21 6 5 250 2223 .888

1981-1982 Regular Season Scores



RECORD: 39-26-15

3rd Place - Adams Division

Oct. 7	WSH	5-3	W	Jan. 6</
--------	-----	-----	---	----------



Record Book 2010.2011

Year-By-Year Results

1982-1983 Regular Season Scores



RECORD: 38-29-13

3rd Place - Adams Division

Oct. 6	QUE	4-6	L	Jan. 7	VAN	5-5	T
Oct. 9	@ QUE	4-6	L	Jan. 9	LA	7-2	W
Oct. 10	HAR	4-4	T	Jan. 12	QUE	2-1	W
Oct. 14	@ PHI	2-4	L	Jan. 14	WSH	3-2	W
Oct. 16	@ WSH	9-2	W	Jan. 15	@ WSH	4-2	W
Oct. 17	EDM	6-4	W	Jan. 20	@ BOS	0-4	L
Oct. 20	@ CHI	0-4	L	Jan. 22	@ MTL	1-4	L
Oct. 23	@ DET	2-6	L	Jan. 23	WIN	5-2	W
Oct. 24	STL	6-2	W	Jan. 26	MTL	7-3	W
Oct. 26	@ MTL	7-7	T	Jan. 28	CHI	6-2	W
Oct. 30	@ TOR	3-3	T	Jan. 29	@ TOR	3-5	L
Oct. 31	MTL	3-1	W	Feb. 2	MIN	2-2	T
Nov. 3	BOS	2-3	L	Feb. 5	@ QUE	0-0	T
Nov. 6	@ HAR	5-2	W	Feb. 6	BOS	1-5	L
Nov. 7	VAN	3-1	W	Feb. 10	@ LA	2-7	L
Nov. 10	PHI	7-2	W	Feb. 12	@ CGY	2-4	L
Nov. 13	@ BOS	2-3	L	Feb. 14	@ STL	4-6	L
Nov. 14	PIT	6-6	T	Feb. 16	BOS	3-1	W
Nov. 17	@ WIN	7-2	W	Feb. 18	CGY	5-1	W
Nov. 18	@ MIN	1-2	L	Feb. 20	EDM	4-5	L
Nov. 20	@ LA	5-2	W	Feb. 21	@ NJ	4-4	T
Nov. 24	@ HAR	4-2	W	Feb. 23	PHI	4-2	W
Nov. 26	STL	8-6	W	Feb. 25	BOS	7-6	W
Nov. 28	NJR	7-3	W	Feb. 27	NJ	6-2	W
Dec. 1	MTL	2-2	T	Mar. 1	@ HAR	6-5	W
Dec. 4	@ QUE	2-3	L	Mar. 3	@ BOS	3-2	W
Dec. 5	CHI	3-3	T	Mar. 4	PIT	10-2	W
Dec. 8	@ PIT	2-4	L	Mar. 6	DET	6-4	W
Dec. 11	@ MTL	2-3	L	Mar. 8	@ MIN	1-5	L
Dec. 12	HAR	1-3	L	Mar. 9	@ WIN	0-6	L
Dec. 14	@ NYI	5-3	W	Mar. 12	@ VAN	3-8	L
Dec. 16	@ BOS	1-8	L	Mar. 13	@ EDM	2-6	L
Dec. 18	@ QUE	5-4	W	Mar. 16	CGY	5-3	W
Dec. 19	QUE	3-1	W	Mar. 19	@ MTL	6-4	W
Dec. 22	@ NYR	3-1	W	Mar. 20	MTL	4-7	L
Dec. 26	DET	2-2	T	Mar. 23	HAR	8-3	W
Dec. 31	NYI	5-1	W	Mar. 27	QUE	6-6	T
Jan. 2	HAR	8-4	W	Mar. 29	@ HAR	4-5	L
Jan. 4	@ NYI	2-5	L	Mar. 31	@ NJ	8-5	W
Jan. 5	@ NYR	3-3	T	Apr. 3	TOR	3-4	L

1982-1983 Regular Season Scoring

NO.	PLAYER	GP	G	A	PTS	+/-	PIM	PP	SH	GW	GT	SHOTS	PCT.
11	Gil Perreault	77	30	46	76	-10	34	8	2	5	0	192	15.6
8	Tony McKenny	78	36	37	73	+2	18	10	0	2	1	180	20.0
6	Phil Housley	77	19	47	66	-4	39	11	0	2	2	183	10.4
7	Dale McCourt	62	20	32	52	-12	10	3	1	3	1	117	17.1
17	Mike Foligno	66	22	25	47	+9	135	4	0	4	2	130	16.9
9	Gilles Hamel	66	22	20	42	+4	26	2	0	1	1	120	18.3
16	Ric Seiling	75	19	22	41	+2	41	6	0	2	0	127	15.0
12	Andre Savard	68	16	25	41	+11	28	3	2	2	0	122	13.1
5	Mike Ramsey	77	8	30	38	+20	55	1	1	1	0	116	6.9
29	Dave Andreychuk	43	14	23	37	+6	16	3	0	1	0	66	21.2
3	Hannu Virta	74	13	24	37	+7	18	2	2	1	0	169	7.7
20	Brent Peterson	75	13	24	37	+10	38	1	1	0	1	98	13.3
22	Lindy Ruff	60	12	17	29	+15	130	2	0	1	1	110	10.9
10	Craig Ramsay	64	11	18	29	+14	7	0	3	1	2	87	12.6
18	Paul Cyr	36	15	12	27	-6	59	5	0	2	1	65	23.1
4	John Van Boxmeer	65	6	21	27	+7	53	1	0	1	0	144	4.2
19	Sean McKenna	46	10	14	24	-4	4	1	0	1	0	69	14.5
26	Steve Patrick	56	9	13	22	+4	26	0	1	0	0	63	14.3
25	Mal Davis	24	8	12	20	-6	0	3	0	3	0	32	25.0
14	Mike Moller	49	6	12	18	+2	14	1	0	3	0	43	14.0
27	Larry Playfair	79	4	13	17	+5	180	0	0	0	0	75	5.3
24	Bill Hajt	72	3	12	15	+6	26	0	0	1	0	52	5.8
31	Dave Fenyes	24	0	8	8	-16	14	0	0	0	0	20	0.0
21	J.F. Sauve	9	0	4	4	0	9	0	0	0	0	15	0.0
15	Geordie Robertson	5	1	2	3	-1	7	0	0	0	0	10	10.0
32	Gary McAdam	4	1	0	1	-4	0	0	0	0	0	3	33.3
28	Bob Sauve	54	0	1	1	0	8	0	0	0	0	0	0.0
23	Kai Suikkanen	1	0	0	0	+1	0	0	0	0	0	1	0.0
23	Ron Fischer	3	0	0	0	0	0	0	0	0	0	1	0.0
25	Jere Gillis	3	0	0	0	-6	0	0	0	0	0	3	0.0
33	Phil Myre	5	0	0	0	0	2	0	0	0	0	0	0.0
1	Jacques Cloutier	25	0	0	0	0	0	0	0	0	0	0	0.0

NO.	GOALTENDER	GP	MIN	AVG.	W	L	T	EN	SO	GA	SA	PCT.
28	Bob Sauve	54	3110	3.45	25	20	7	3	1	179	1393	.871
1	Jacques Cloutier	25	1390	3.50	10	7	6	0	0	81	572	.858
33	Phil Myre	5	300	4.20	3	2	0	1	0	21	152	.861

TEAM TOTALS 80 4800 3.56 38 29 13 4 1 285 2117 .865

1983-1984 Regular Season Scores



RECORD: 48-25-7

2nd Place - Adams Division

Oct. 5	HAR	5-3	W	Jan. 7	@ WSH	4-2	W
Oct. 8	@ QUE	2-9	L	Jan. 8	MTL	4-3	W
Oct. 9	WSH	5-2	W	Jan. 11	PHI	6-2	W
Oct. 12	@ TOR	4-4	T	Jan. 13	EDM	3-1	W
Oct. 15	@ BOS	3-5	L	Jan. 14	@ DET	2-1	W
Oct. 16	NYI	2-3	L	Jan. 17	@ VAN	5-1	W
Oct. 18	@ PIT	3-1	W	Jan. 18	@ LA	4-0	W
Oct. 22	@ HAR	5-2	W	Jan. 21	@ STL	2-1	W
Oct. 23	WIN	5-2	W	Jan. 23	@ BOS	5-3	W
Oct. 26	@ DET	5-6	L*	Jan. 25	WSH	2-2	T
Oct. 28	LA	3-3	T	Jan. 27	DET	2-2	T
Oct. 30	MTL	5-4	W	Jan. 29	PIT	7-3	W
Nov. 2	NYR	3-3	T	Feb. 2	@ BOS	3-5	L
Nov. 5	@ NYI	0-4	L	Feb. 3	MIN	1-4	L
Nov. 6	QUE	1-7	L	Feb. 5	QUE	1-2	L
Nov. 9	BOS	3-1	W	Feb. 8	@ PIT	6-5	W*
Nov. 11	TOR	3-1	W	Feb. 9	NJ	8-5	W
Nov. 13	CGY	11-2	W	Feb. 11	@ MTL	4-3	W
Nov. 16	@ WIN	6-5	W*	Feb. 15	BOS	7-4	W
Nov. 18	@ EDM	0-7	L	Feb. 17	MIN	5-4	W*
Nov. 19	@ CGY	5-2	W	Feb. 19	HAR	5-2	W
Nov. 23	@ NYR	6-4	W	Feb. 21	@ HAR	5-4	W*
Nov. 25	CHI	5-2	W	Feb. 23	@ HAR	2-3	L
Nov. 26	@ QUE	2-3	L	Feb. 25	@ MIN	1-5	L
Nov. 29	@ MTL	5-2	W	Feb. 27	BOS	1-3	L
Dec. 2	STL	7-6	W	Feb. 29	@ CHI	3-4	L
Dec. 4	MTL	6-2	W	Mar. 3	@ QUE	2-4	L
Dec. 6	@ STL	2-8	L	Mar. 4	QUE	1-1	T
Dec. 7	@ CHI	2-4	L	Mar. 6	@ MTL	8-3	W
Dec. 10	@ BOS	4-2	W	Mar. 9	LA	7-3	W
Dec. 11	@ PHI	6-5	W	Mar. 11	HAR	4-3	W*
Dec. 14	NJ	3-3	T	Mar. 14	@ CGY	4-2	W
Dec. 17	@ HAR	4-1	W	Mar. 17	@ VAN	5-2	W
Dec. 18	VAN	3-2	W	Mar. 18	@ EDM	3-4	L
Dec. 21	HAR	3-6	L	Mar. 21	MTL	4-2	W
Dec. 26	BOS	1-2	L	Mar. 24	@ NJ	6-0	W
Dec. 27	@ MTL	7-4	W	Mar. 25	NYI	3-5	L
Dec. 29	QUE	8-5	W	Mar. 27	@ HAR	1-4	L
Dec. 31	NYR	2-3	L	Mar. 31	@ QUE	1-4	L
Jan. 4	WIN	9-4	W	Apr. 1	TOR	4-2	W

1983-1984 Regular Season Scoring

NO.	PLAYER	GP	G	A	PTS	+/-	PIM	PP	SH	GW	GT	SHOTS	PCT.
11	Gil Perreault	73	31	59	90	+19	32	8	2	7	1	165	18.8
25	Dave Andreychuk	78	38	42	80	+20	42	10	0	7	1	178	21.3
6	Phil Housley	75	31	46	77	+4	33	13	2	6	1	234	13.2
17	Mike Foligno	70	32	31	63	+32	151	6	0	5	0	183	17.5
8	Real Cloutier	77	24	36	60	-1	25	9	0	6	0	169	14.2
22	Lindy Ruff	58	14	31	45	+15	101	3	0	4	0	126	11.1
9	Gilles Hamel	75	21	23	44	+4	37	4	2	1	0	135	15.6
18	Paul Cyr	71	16	27	43	-3	52	5	0	1	1	142	11.3
3	Hannu Virta	70	6	30	36	+14	12	4	0	0	0	98	6.1
16	Ric Seiling	72	13	22	35	+10	42	0	3	0	0	135	9.6
5	Mike Ramsey	78	9	22	31	+26	82	1	0	4	0	134	6.7
12	Sean McKenna	78	20	30	0	45	0	2	0	2	0	107	18.7
24	Bill Hajt	79	3	24	27	+26	32	0	1	0	0	53	5.7
10	Craig Ramsay	76	9	17	26	+3	17	0	0	0	0	97	9.3
20	Brent Peterson	70	9	12	21	+3	52	0	0	0	0	81	11.1
19	Jim Wiemer	64	5	15	20	+1	48	0	1	0	1	91	5.5
7	John Tucker	21	12	4	16	+2	4	5	0	2	0	40	30.0
14	Mike Moller	59	5	11	16	+2	27	0	0	1	0	43	11.6
27	Larry Playfair	76	5	11	16	+4	209	0	0	0	2	67	7.5
44	Jerry Korab	48	2	9	11	+4	82	1	0	1	0	41	4.9
21	Claude Verret	11	2	5	7	-3	2	1	0	0	0	14	14.3
26	Steve Patrick	11	1	4	5	-2	6	0	0	0	0	11	9.1
15	Adam Creighton	7	2	2	4	0	4	0	0	1	0	8	25.0
7	Dale McCourt	5	1	3	4	-2	0	0	0	0	0	5	20.0
4	Mark Renaud	10	1	3	4	+1	6	0	0	0	0	11	9.1
31	Dave Fenyes	10	0	4	4	-7							



Record Book 2010.2011

Year-By-Year Results

1985-1986 Regular Season Scores



RECORD: 37-37-6

5th Place - *Adams Division*

Oct. 10	HAR	4-5	L	Jan. 10	TOR	9-7	W
Oct. 12	@ MIN	6-2	W	Jan. 11	@ PIT	3-3	T
Oct. 14	DET	6-1	W	Jan. 15	@ CHI	2-4	L
Oct. 16	@ MTL	6-0	W	Jan. 17	MTL	5-4	W*
Oct. 18	WSH	1-4	L	Jan. 19	@ NJ	6-3	W
Oct. 19	@ WSH	2-2	T	Jan. 22	WIN	6-3	W
Oct. 23	MTL	4-5	L	Jan. 24	CHI	3-5	L
Oct. 25	VAN	5-4	W	Jan. 25	@ QUE	3-4	L
Oct. 27	MIN	3-2	W	Jan. 27	@ MTL	1-4	L
Oct. 30	@ CGY	2-4	L	Jan. 29	@ WIN	3-5	L
Nov. 1	@ EDM	2-0	W	Jan. 31	NYR	5-3	W
Nov. 2	@ VAN	2-6	L	Feb. 2	QUE	5-3	W
Nov. 6	WIN	7-3	W	Feb. 6	@ BOS	8-6	W
Nov. 8	STL	5-4	W	Feb. 8	@ HAR	4-2	W
Nov. 10	CGY	5-1	W	Feb. 9	EDM	4-2	W
Nov. 13	BOS	6-4	W	Feb. 12	PHI	0-4	L
Nov. 16	@ QUE	1-3	L	Feb. 14	@ CGY	3-3	T
Nov. 17	TOR	3-5	L	Feb. 16	@ EDM	5-7	L
Nov. 19	@ HAR	2-0	W	Feb. 19	HAR	4-6	L
Nov. 22	QUE	7-5	W	Feb. 21	NYI	5-1	W
Nov. 25	MIN	3-4	L	Feb. 23	WSH	4-1	W
Nov. 27	@ DET	1-4	L	Feb. 26	@ PIT	2-5	L
Nov. 29	MTL	2-5	L	Feb. 28	QUE	2-6	L
Nov. 30	@ TOR	2-3	L*	Mar. 1	@ QUE	8-4	W
Dec. 4	@ STL	6-3	W	Mar. 4	@ PHI	6-4	W
Dec. 6	PIT	1-3	L	Mar. 5	@ HAR	1-5	L
Dec. 8	@ BOS	3-3	T	Mar. 7	HAR	2-6	L
Dec. 10	@ QUE	3-7	L	Mar. 9	NJ	4-3	W
Dec. 13	HAR	4-6	L	Mar. 11	@ STL	2-3	L*
Dec. 15	QUE	6-2	W	Mar. 12	@ CHI	7-6	W
Dec. 17	@ NYI	3-7	L	Mar. 15	@ LA	3-5	L
Dec. 18	@ NYR	5-4	W	Mar. 19	@ VAN	4-3	W
Dec. 21	@ MTL	1-3	L	Mar. 21	NJ	3-6	L
Dec. 22	BOS	5-3	W	Mar. 23	LA	6-1	W
Dec. 26	NYR	6-1	W	Mar. 27	@ PHI	1-0	W
Dec. 29	NYI	4-3	W	Mar. 29	@ BOS	1-2	L
Dec. 31	BOS	6-6	T	Mar. 30	BOS	3-5	L
Jan. 2	@ DET	2-2	T	Apr. 1	@ HAR	3-5	L
Jan. 4	@ BOS	0-4	L	Apr. 4	MTL	4-2	W
Jan. 5	LA	2-3	L	Apr. 5	@ MTL	2-4	L

1985-1986 Regular Season Scoring

NO.	PLAYER	GP	G	A	PIS	+/-	PIM	PP	SH	GW	GT	SHOTS	PCT.
25	Dave Andreychuk	80	36	51	87	+3	61	12	0	3	0	225	16.0
17	Mike Foligno	79	41	39	80	+25	168	7	1	4	0	223	18.4
7	John Tucker	75	31	34	65	0	39	8	0	3	0	146	21.2
6	Phil Housley	79	15	47	62	-9	54	7	0	2	0	180	8.3
11	Phil Perreault	72	21	39	60	-10	28	5	1	3	0	164	12.8
18	Paul Cyr	71	20	31	51	+4	120	4	1	2	0	151	13.2
9	Gilles Hamel	77	19	25	44	-27	61	4	3	4	0	158	12.0
15	Doug Smith (LA)	48	8	9	17	-29	56	1	1	0	0	115	7.0
(BUF)	30	10	11	21	+2	73	3	1	3	0	0	72	13.9
(TOT)	78	18	20	38	-27	129	4	2	3	0	0	187	9.6
22	Lindy Ruff	54	20	12	32	+8	158	5	1	4	0	131	15.3
5	Mike Ramsey	76	7	21	28	+1	117	1	0	1	1	154	4.5
3	Hannu Virta	47	5	23	28	+2	16	1	0	0	0	81	6.2
13	Gates Orlando	61	13	12	25	-7	29	1	2	1	0	70	18.6
26	Ric Seeling	69	12	13	25	-5	74	0	0	1	0	85	14.1
4	Steve Dykstra	65	4	21	25	+1	108	1	1	0	0	70	5.7
28	Brian Engblom (LA)	49	3	13	16	-13	61	0	0	0	0	53	5.7
(BUF)	30	1	4	5	+3	16	0	0	0	0	0	24	4.2
(TOT)	79	4	17	21	+17	77	0	0	0	0	0	77	5.2
12	Sean McNenna	45	6	12	18	-8	28	1	0	2	0	83	7.2
24	Bill Hajt	58	1	16	17	+17	25	0	0	0	0	42	2.4
32	Norm Lacombe	25	6	7	13	+9	13	3	0	2	0	38	15.8
26	Pat Hughes	50	4	9	13	-6	25	0	0	0	0	51	7.8
26	Phil Russell (NJ)	30	2	3	5	-17	51	0	0	0	0	22	9.1
(BUF)	12	2	3	5	-8	12	0	0	0	0	0	15	13.3
(TOT)	42	4	6	10	-25	63	0	0	0	0	0	37	10.8
14	Mikael Andersson	33	1	9	10	0	4	0	0	0	0	13	7.7
19	Bob Halkidis	37	1	9	10	-3	115	0	0	0	0	19	5.3
21	Richie Dunn	29	4	5	9	-5	25	4	0	0	0	55	7.3
8	Don Lever	29	7	1	8	-5	6	0	1	1	0	31	22.6
8	Dave Fenyes	47	0	7	7	+12	37	0	0	0	0	31	0.0
12	Jody Gage	7	3	2	5	-3	0	3	0	0	0	18	16.7
30	Tom Barrasso	60	0	4	4	0	28	0	0	0	0	0	0.0
15	Chris Langevin	16	2	1	3	+3	20	0	0	0	0	10	20.0
27	Larry Playfair	47	1	2	3	-8	100	0	0	0	0	35	2.9
29	Mal Davis	7	2	0	2	-1	4	2	0	0	0	5	40.0
34	Adam Creighton	20	1	1	2	-2	2	0	0	1	0	9	11.1
1	Jacques Cloutier	15	0	2	2	0	2	0	0	0	0	0	0.0
28	Paul Gardner	2	0	0	0	-3	0	0	0	0	0	4	0.0
28	Richard Hajdu	3	0	0	0	+1	4	0	0	0	0	2	0.0
31	Joe Reekie	3	0	0	0	-2	14	0	0	0	0	1	0.0
33	Jim Hofford	5	0	0	0	-1	5	0	0	0	0	3	0.0
35	Daren Poppa	7	0	0	0	0	0	0	0	0	0	0	0.0

NO.	GOALTENDER	GP	MIN	AVG.	W	L	T	EN	SO	GA	SA	PCT.
35	Daren Poppa	7	401	3.14	3	4	0	0	1	21	184	.886
1	Jacques Cloutier	15	872	3.37	5	9	1	2	1	49	428	.885
30	Tom Barrasso	60	3561	3.61	29	24	5	5	2	214	1778	.879

TEAM TOTALS 80 4800 3.56 38 29 13 4 1 285 2117 .865

Note: *Overtime decision

1986-1987 Regular Season Scores



RECORD: 28-44-8

5th Place - *Adams Division*

Oct. 9	@ WIN	2-3	L	Jan. 8	@ MIN	4-5	L*
Oct. 11	@ TOR	5-5	T	Jan. 10	@ LA	8-5	W
Oct. 12	CGY	2-4	L	Jan. 14	MTL	3-3	T
Oct. 15	MTL	0-0	T	Jan. 17	@ MTL	2-4	L
Oct. 17	PIT	3-7	L	Jan. 18	EDM	6-5	W*
Oct. 18	@ WSH	4-2	W	Jan. 20	@ MIN	0-5	L
Oct. 22	@ PIT	4-5	L*	Jan. 23	WSH	2-3	L
Oct. 24	HAR	4-5	L	Jan. 24	@ WSH	6-3	W
Oct. 25	@ HAR	2-3	L	Jan. 26	@ BOS	2-6	L
Oct. 29	@ MTL	2-5	L	Jan. 28	PHI	4-7	L
Nov. 1	@ NJ	3-1	W	Jan. 30	QUE	3-1	W
Nov. 2	@ BOS	7-1	W	Feb. 1	DET	6-1	W
Nov. 5	BOS	8-3	W	Feb. 4	@ HAR	3-1	W
Nov. 7	VAN	6-7	L	Feb. 7	@ QUE	2-5	L
Nov. 9	NYI	3-4	L	Feb. 8	CHI	7-4	W
Nov. 12	@ NYR	1-2	L*	Feb. 14	@ NYI	5-1	W
Nov. 15	@ MTL	2-4	L	Feb. 18	BOS	4-3	W
Nov. 19	BOS	4-4	T	Feb. 20	@ NYR	6-3	W
Nov. 21	QUE	1-6	L	Feb. 22	HAR	5-3	W
Nov. 22	@ QUE	1-3	L	Feb. 24	NYI	3-6	L
Nov. 26	@ HAR	0-3	L	Feb. 26	STL	4-3	W
Nov. 28	BOS	4-3	W	Feb. 28	@ BOS	1-5	L
Nov. 29	@ BOS	2-6	L	Mar. 1	VAN	2-4	L
Dec. 2	MIN	4-5	L	Mar. 3	@ PHI	2-4	L
Dec. 5	STL	5-6	L	Mar. 5	NJ	6-4	W
Dec. 6	@ NJ	3-4	L	Mar. 7	@ QUE	5-5	T
Dec. 9	@ DET	5-5	T	Mar. 8	QUE	5-1	W
Dec. 10	@ CHI	3-6	L	Mar. 11	@ LA	3-2	W
Dec. 13	@ QUE	0-7	L	Mar. 13	@ VAN	4-6	L
Dec. 14	HAR	4-3	W	Mar. 14	@ EDM	3-5	L
Dec. 17	@ HAR	3-4	L	Mar. 17	@ CGY	2-6	L
Dec. 19	MTL	3-2	W	Mar. 20	MTL	2-3	L
Dec. 20	@ TOR	4-5	L*	Mar. 22	DET	3-2	W
Dec. 23	PHI	2-1	W	Mar. 24	TOR	5-6	L
Dec. 26	PIT	3-3	T	Mar. 26	LA	3-5	L
Dec. 28	CGY	1-4	L	Mar. 28	@ MTL	3-6	L
Dec. 31	CHI	5-2	W	Mar. 29	EDM	2-3	L
Jan. 2	WIN	3-6	L	Apr. 2	@ STL	3-5	L
Jan. 4	QUE	7-2	W	Apr. 4	@ NYI	6-6	T
Jan. 7	@ WIN	4-2	W	Apr. 5	HAR	6-0	W

1986-1987 Regular Season Scoring

NO.	PLAYER	GP	G	A	PIS	+/-	PIM	PP	SH	GW	GT	SHOTS	PCT.
25	Dave Andreychuk	77	25	48	73	+2	46	13	0	2	1	255	9.8
6	Phil Housley	78	21	46	67	-2	57	8	1	2	0	202	10.4
17	Christian Ruutu	76	22	43	65	+9	62	3	1	1	1	167	13.2
6	Phil Foligno	75	30	29	59	+13	176	11	1	5	0	185	16.2
7	John Tucker	54	17	34	51	-3	21	4	0	0	0	104	16.3
38	Adam Creighton	56	18	22	40	+4	26	6	0	3	0	109	16.5
15	Doug Smith	62	16	24	40	-20	106	7	0	2	0	158	10.1
5	Mike Ramsey	80	8	31	39	+1	109	2	1	0	0	154	5.2
27	Wilf Palmentieri	56	20	17	37	+2	108	2	0	3	0	117	17.1
65	Mark Napier (EDM)	62	8	13	21	+3	21	0	1	0	0	88	9.1
(BUF)	15	5	5	10	-5	0	1	0	0	0	0	40	12.5
(TOT)	77	13	18	31	-2	21	1	1	0	0	0	128	10.2
18	Paul Cyr	73	11	16	27	-16	122	0	0	1	0	131	8.4
39	Clark Gillies	61	10	17	27	0	81	1	0	2	0	106	9.4
9	Scott Amiel	63	11	14	25	-1	59	0	0	3	0	90	12.2
28	Tom Karver (MTL)	1	0	0									



Record Book 2010.2011

Year-By-Year Results

1988-1989 Regular Season Scores



RECORD: 38-35-7

3rd Place - Adams Division

Oct. 6	MTL	3-2	W	Jan. 6	@ NJ	4-5	L
Oct. 8	@ WSH	2-6	L	Jan. 7	@ TOR	6-1	W
Oct. 9	@ PHI	3-4	L*	Jan. 12	CHI	6-5	W
Oct. 12	PIT	8-5	W	Jan. 14	@ QUE	1-1	T
Oct. 14	@ QUE	5-4	W	Jan. 15	CGY	3-2	W
Oct. 16	QUE	3-5	L	Jan. 18	MIN	3-3	T
Oct. 19	@ TOR	2-4	L	Jan. 21	@ BOS	6-5	W*
Oct. 21	MTL	5-3	W	Jan. 22	BOS	6-4	W
Oct. 22	@ MTL	3-4	L	Jan. 25	@ DET	6-3	W
Oct. 25	@ NJ	7-4	W	Jan. 27	MTL	4-2	W
Oct. 26	HAR	1-7	L	Jan. 28	@ MTL	1-2	L
Oct. 29	@ BOS	3-3	T	Jan. 31	@ HAR	5-3	W
Oct. 30	BOS	3-3	T	Feb. 2	@ STL	3-7	L
Nov. 2	NYR	6-4	W	Feb. 4	@ LA	3-5	L
Nov. 4	@ EDM	3-7	L	Feb. 9	@ HAR	2-5	L
Nov. 5	@ CGY	0-9	L	Feb. 10	VAN	4-5	L
Nov. 9	CGY	3-2	W	Feb. 12	STL	5-2	W
Nov. 12	@ NYI	3-0	W	Feb. 14	@ PIT	3-7	L
Nov. 13	EDM	4-5	L*	Feb. 15	NJ	5-3	W
Nov. 16	@ CHI	2-3	L	Feb. 17	PIT	5-1	W
Nov. 19	@ LA	4-5	L	Feb. 19	DET	8-4	W
Nov. 22	@ VAN	2-4	L	Feb. 22	NYI	7-5	W
Nov. 25	CHI	5-4	W*	Feb. 24	WIN	5-4	W
Nov. 27	PHI	7-3	W	Feb. 25	@ MTL	1-6	L
Nov. 30	QUE	6-2	W	Mar. 1	LA	4-5	L
Dec. 2	HAR	1-6	L	Mar. 4	@ QUE	2-6	L
Dec. 3	@ MTL	2-3	L*	Mar. 5	QUE	2-8	L
Dec. 6	@ HAR	0-9	L	Mar. 8	@ NYR	2-0	W
Dec. 8	@ BOS	4-2	W	Mar. 11	@ BOS	6-6	T
Dec. 11	WSH	4-6	L	Mar. 12	BOS	3-2	W
Dec. 14	@ WIN	3-4	L	Mar. 16	@ HAR	6-1	W
Dec. 15	@ MIN	2-2	T	Mar. 18	@ MIN	0-3	L
Dec. 19	EDM	5-5	T	Mar. 20	@ WIN	4-1	W
Dec. 21	@ NYR	5-2	W	Mar. 22	STL	1-2	L
Dec. 23	TOR	5-2	W	Mar. 24	VAN	5-2	W
Dec. 26	BOS	2-1	W	Mar. 25	@ QUE	1-4	L
Dec. 28	DET	4-1	W	Mar. 28	HAR	4-2	W
Dec. 30	@ WSH	3-5	L	Mar. 30	MTL	2-4	L
Dec. 31	PHI	2-3	L	Apr. 1	@ NYI	4-3	W
Jan. 4	HAR	4-5	L*	Apr. 2	QUE	4-2	W

1988-1989 Regular Season Scoring

NO.	PLAYER	GP	G	A	PTS	+/-	PIM	PP	SH	GW	GT	SHOTS	PCT.
77	Pierre Turgeon	80	34	54	88	-3	26	19	0	5	0	182	18.7
6	Phil Housley	72	26	44	70	+6	47	5	0	3	0	178	14.6
21	Christian Ruuttu	67	14	46	60	+13	98	5	0	1	0	149	9.4
22	Rick Vaive (CHI)	30	12	23	35	-5	60	9	0	1	0	57	21.1
(BUF)	28	19	13	32	+7	64	7	0	3	0	0	81	23.5
(TOT)	58	31	26	57	+2	124	16	0	4	0	0	138	22.5
25	Dave Andreychuk	56	28	24	52	+1	40	7	0	3	0	145	19.3
8	Doug Bodger (PIT)	10	1	4	5	+6	7	0	0	0	0	22	4.5
(TOT)	61	7	40	49	+9	52	6	0	1	0	0	134	5.2
17	Mike Foligno	75	27	22	49	-7	156	11	0	5	1	144	18.8
33	Benoit Hogue	69	14	30	44	-4	120	1	2	0	0	114	12.3
7	John Tucker	60	13	31	44	-4	31	3	0	1	0	94	13.8
23	Ray Sheppard	67	22	21	43	-7	15	7	0	4	1	147	15.0
9	Scott Aniel	80	18	23	41	+10	46	0	2	3	1	122	14.8
65	Mark Nagier	66	11	17	28	-4	33	2	1	0	0	92	12.0
3	Grant Leydard (WSH)	61	3	11	14	+1	43	1	0	1	0	81	3.7
(BUF)	13	5	6	+1	8	0	0	1	0	0	0	25	4.0
(TOT)	74	4	16	+2	51	1	0	2	0	0	0	106	3.8
29	Jeff Parker	57	9	18	+3	82	0	2	0	2	0	78	11.5
19	Kevin Maquire	60	8	10	+8	24	0	2	0	2	0	35	22.9
4	Uwe Krupp	70	5	13	18	0	55	1	0	1	0	51	9.8
20	Mike Hartman	70	8	9	+7	36	1	0	0	0	0	91	8.8
38	Adam Creighton	24	7	10	+7	-5	44	3	0	1	0	42	16.7
22	Lindy Ruff	63	6	11	+7	-17	86	0	0	0	0	69	8.7
5	Mike Ramsey	56	2	14	+6	+5	84	0	1	0	0	63	3.2
3	Calle Johansson	47	2	11	+3	-7	33	0	1	0	0	53	3.8
37	Shawn Anderson	33	2	10	+2	+3	18	2	0	0	0	26	7.7
16	Mike Donnelly	22	4	6	+3	-1	10	0	0	0	0	25	16.0
27	Larry Playfair (LA)	6	0	3	+3	+3	16	0	0	0	0	4	0.0
(BUF)	42	0	3	-3	-10	11	0	0	0	0	0	6	0.0
(TOT)	48	0	6	-6	-7	126	0	0	0	0	0	10	0.0
55	Joe Reekie	15	1	3	+4	+6	26	1	0	0	0	14	7.1
31	Daren Pappa	37	0	4	+4	-12	0	0	0	0	0	0	0.0
30	Tom Barrasso	10	0	3	+3	-21	0	0	0	0	0	0	0.0
56	Ken Priestley	15	2	0	+2	-8	2	0	0	0	0	20	10.0
32	Scott Metcalfe	9	1	1	+2	-1	13	0	0	0	0	11	9.1
1	Jacques Cloutier	13	0	2	+2	-1	39	0	0	0	0	11	0.0
14	Rickie Dunn	36	0	2	+2	-6	0	0	0	0	0	0	0.0
25	Michael Andersson	4	0	1	+1	-1	2	0	0	0	0	2	0.0
18	Bob Halliday	16	0	1	+1	-1	4	0	0	0	0	12	0.0
39	Trent Kaese	1	0	0	+0	0	0	0	0	0	0	5	0.0
28	Mark Fener	2	0	0	+0	-2	2	0	0	0	0	0	0.0
34	Darren Eliot	2	0	0	+0	-2	0	0	0	0	0	0	0.0
26	Darrin Shannon	3	0	0	+0	-2	0	0	0	0	0	0	0.0
24	Steve Smith	3	0	0	+0	0	0	0	0	0	0	2	0.0
35	Darcy Wakaluk	6	0	0	+0	-	0	0	0	0	0	0	0.0
30	Clint Malarchuk	7	0	0	+0	-	2	0	0	0	0	0	0.0
44	Brad Miller	7	0	0	+0	-	6	0	0	0	0	0	0.0
NO. GOALTENDER	GP	MIN	AVG.	W	L	T	EN	SO	GA	SA	PCT.		
30	Clint Malarchuk	7	326	2.39	3	1	1	0	1	13	142	.908	
31	Daren Pappa	37	1908	3.36	17	10	6	1	1	107	961	.889	
1	Jacques Cloutier	36	1706	3.63	15	14	0	1	0	108	857	.874	
35	Darcy Wakaluk	6	214	4.21	1	3	0	1	0	15	90	.831	
30	Tom Barrasso	6	245	4.95	2	7	0	1	0	45	285	.842	
34	Darren Eliot	2	67	6.27	0	0	0	0	0	7	43	.837	
TEAM TOTALS	80	4855	3.70	38	35	7	4	2	299	2378	.874		

1989-1990 Regular Season Scores



RECORD: 45-27-8

2nd Place - Adams Division

Oct. 5	QUE	4-3	W	Jan. 2	@ NJ	3-5	L
Oct. 7	@ MTL	1-5	L	Jan. 6	@ MTL	3-6	L
Oct. 8	MIN	2-2	T	Jan. 7	BOS	1-2	L
Oct. 11	@ TOR	7-1	W	Jan. 11	@ CGY	3-5	L
Oct. 13	HAR	4-1	W	Jan. 13	@ VAN	5-3	W
Oct. 14	@ DET	2-6	L	Jan. 16	@ LA	4-2	W
Oct. 18	@ HAR	1-2	L	Jan. 19	WSH	3-6	L
Oct. 20	MTL	6-2	W	Jan. 23	@ PHI	3-2	W
Oct. 21	@ PIT	4-2	W	Jan. 24	@ CHI	3-2	W
Oct. 25	@ MTL	2-4	L	Jan. 26	CHI	2-4	L
Oct. 27	TOR	6-5	W*	Jan. 28	PIT	7-2	W
Oct. 29	BOS	4-3	W	Jan. 30	@ QUE	5-2	W
Nov. 2	@ MTL	4-3	W	Jan. 31	QUE	6-3	W
Nov. 4	@ BOS	3-3	T	Feb. 3	@ MTL	0-1	L
Nov. 5	LA	5-3	W	Feb. 4	NYI	0-1	L
Nov. 8	@ HAR	6-3	W	Feb. 7	MTL	3-1	W
Nov. 10	VAN	4-2	W	Feb. 9	NYR	3-2	W
Nov. 12	EDM	6-5	W	Feb. 11	@ STL	2-4	L
Nov. 16	@ CGY	4-4	T	Feb. 13	@ CHI	1-4	L
Nov. 17	@ EDM	0-3	L	Feb. 16	MTL	5-3	W
Nov. 19	@ VAN	2-2	T	Feb. 18	HAR	4-6	L
Nov. 22	NYR	4-1	W	Feb. 20	@ WIN	4-3	W*
Nov. 25	@ QUE	3-2	W	Feb. 21	@ EDM	3-7	L
Nov. 26	HAR	4-2	W	Feb. 23	HAR	7-3	W
Nov. 28	@ HAR	4-2	W	Feb. 25	WIN	3-1	W
Nov. 30	@ BOS	1-5	L	Feb. 27	@ STL	1-4	L
Dec. 1	NJ	6-4	W	Mar. 3	@ QUE	3-3	T
Dec. 3	STL	4-3	W	Mar. 4	QUE	5-3	W
Dec. 5	@ NYI	0-3	L	Mar. 6	@ WSH	1-1	T
Dec. 7	@ PHI	3-4	L*	Mar. 8	@ BOS	10-4	W
Dec. 10	WSH	4-3	W	Mar. 10	@ HAR	5-0	W
Dec. 13	BOS	2-4	L	Mar. 14	LA	5-6	L*
Dec. 16	@ BOS	3-1	W	Mar. 16	TOR	3-4	L
Dec. 17	PHI	4-3	W	Mar. 18	WIN	4-3	W*
Dec. 20	@ NYR	2-2	T	Mar. 21	CGY	5-4	W
Dec. 22	MTL	2-2	T	Mar. 25	NJ	3-4	L
Dec. 23	@ QUE	6-5	W	Mar. 27	@ DET	6-5	W
Dec. 26	DET	6-3	W	Mar. 29	MIN	4-2	W
Dec. 29	BOS	3-4	L*	Mar. 31	@ PIT	3-2	W*
Dec. 31	NYI	2-4	L	Apr. 1	QUE	5-2	W

1989-1990 Regular Season Scoring

NO.	PLAYER	GP	G	A	PTS	+/-	PIM	PP	SH	GW	GT	SHOTS	PCT.
77	Pierre Turgeon	80	40	66	106	+10	29	17	1	10	1	193	20.7
25	Dave Andreychuk	73	40	62	82	+6	42	18	0	3	0	206	19.4
6	Phil Housley	80	21	60	81	+11	32	8	1	4	0	201	10.4
21	Christian Ruuttu	75	19	41	60	+9	66	4	1	2	1	160	11.9
22	Rick Vaive	70	29	49	68	+9	74	8	0	4	0	195	14.9
8	Doug Bodger	71	12	36	48	0	64	8	0	1	0	167	7.2
89	Alexander Mogilny	65	15	28	43	+8	16	4	0	2	1	130	11.5
17	Mike Foligno	61	15	25	40	+13	39	3	0	1	1	107	14.0
9	Scott Aniel	79	18	14	32								



Record Book 2010.2011

Year-By-Year Results

1991-1992 Regular Season Scores



RECORD: 31-37-12 **3rd Place - Adams Division**

Oct. 4	PIT	4-5	L	Jan. 8	QUE	4-2	W
Oct. 5	@ WSH	1-3	L	Jan. 10	EDM	8-2	W
Oct. 9	BOS	4-4	T	Jan. 12	NYR	6-3	W
Oct. 12	@ QUE	5-4	W	Jan. 14	@ NYR	2-6	L
Oct. 13	VAN	1-3	L	Jan. 15	@ NY	8-8	T
Oct. 16	@ MTL	1-5	L	Jan. 21	@ STL	4-5	L
Oct. 18	MTL	3-1	W	Jan. 23	@ PIT	5-4	W*
Oct. 19	@ HAR	1-4	L	Jan. 25	@ MTL	4-3	W
Oct. 25	SJ	3-1	W	Jan. 26	WIN	5-2	W
Oct. 27	HAR	5-1	W	Jan. 29	@ DET	4-4	T
Oct. 30	@ DET	1-3	L	Jan. 31	MTL	5-3	W
Nov. 1	MTL	1-5	L	Feb. 1	@ BOS	2-2	T
Nov. 2	@ MTL	0-5	L	Feb. 4	WSH	7-3	W
Nov. 7	@ PHI	2-5	L	Feb. 7	MIN	0-2	L
Nov. 8	PHI	4-3	W*	Feb. 9	LA	4-5	L
Nov. 12	@ SJ	7-1	W	Feb. 11	@ HAR	1-5	L
Nov. 14	@ LA	2-2	T	Feb. 12	DET	4-9	L
Nov. 16	@ GY	5-4	W	Feb. 14	SJ	7-6	W
Nov. 20	BOS	3-1	W	Feb. 16	HAR	5-4	W
Nov. 22	CHI	2-0	W	Feb. 19	@ VAN	5-6	L
Nov. 23	@ BOS	4-7	L	Feb. 23	@ DET	2-5	L
Nov. 27	QUE	4-4	T	Feb. 25	@ GY	5-3	W
Nov. 29	NYR	4-5	L*	Feb. 29	@ PIT	2-5	L
Nov. 30	@ QUE	3-4	L	Mar. 1	CHI	1-3	L
Dec. 4	@ WIN	4-5	L	Mar. 3	@ QUE	4-4	T
Dec. 7	@ HAR	6-6	T	Mar. 6	NY	5-4	W
Dec. 8	CGY	2-4	L	Mar. 8	NYI	2-6	L
Dec. 11	STL	3-6	L	Mar. 11	BOS	6-3	W
Dec. 13	HAR	4-8	L	Mar. 14	@ NYI	1-4	L
Dec. 14	@ MTL	2-4	L	Mar. 15	QUE	6-4	W
Dec. 18	WSH	2-2	T	Mar. 17	@ MIN	1-3	L
Dec. 20	EDM	4-1	W	Mar. 19	@ LA	8-2	W
Dec. 21	@ TOR	4-1	W	Mar. 22	@ CHI	6-2	W
Dec. 23	@ HAR	3-4	L	Mar. 25	TOR	5-2	W
Dec. 27	BOS	3-1	W	Mar. 28	@ BOS	3-4	L*
Dec. 28	@ NY	0-3	L	Mar. 29	HAR	2-2	T
Dec. 31	STL	4-3	W	Mar. 31	@ MIN	3-5	L
Jan. 3	NYI	5-2	W	Apr. 12	MTL	3-1	W
Jan. 4	@ BOS	2-4	L	Apr. 14	@ QUE	3-7	L
Jan. 7	@ PHI	5-5	T	Apr. 15	QUE	3-4	L

1992-1993 Regular Season Scores



RECORD: 38-36-10 **4th Place - Adams Division**

Oct. 8	QUE	4-5	L	Jan. 12	@ BOS	2-5	L
Oct. 10	@ HAR	5-2	W	Jan. 15	@ VAN	1-4	L
Oct. 11	MTL	8-2	W	Jan. 17	@ EDM	2-3	L*
Oct. 13	@ PIT	5-6	L	Jan. 19	@ GY	3-2	W*
Oct. 16	TB	5-4	W*	Jan. 22	QUE	6-2	W
Oct. 17	@ WSH	4-6	L	Jan. 23	@ QUE	3-4	L
Oct. 21	CHI	4-1	W	Jan. 26	@ PHI	4-3	W*
Oct. 23	SJ	5-4	W	Jan. 27	WSH	4-3	W
Oct. 28	@ TOR	4-4	T	Jan. 29	NYR	6-4	W
Oct. 30	OTT	12-3	T	Jan. 31	EDM	4-5	L*
Oct. 31	@ OTT	2-2	T	Feb. 3	HAR	3-2	W
Nov. 2	@ NYR	6-7	L*	Feb. 10	@ OTT	2-4	L
Nov. 5	@ SJ	5-7	L	Feb. 10	@ WIN	6-2	W
Nov. 7	@ LA	7-5	L	Feb. 12	VAN	1-3	L
Nov. 11	BOS	7-2	W	Feb. 14	PIT	7-4	W
Nov. 13	HAR	8-2	W	Feb. 17	@ HAR	5-3	W
Nov. 14	@ NYI	5-7	L	Feb. 19	@ NJ	3-3	T
Nov. 17	@ PIT	2-4	L	Feb. 24	DET	10-7	W
Nov. 18	@ NYH	2-3	L	Feb. 26	MTL	4-6	L
Nov. 21	MIN	3-4	L	Feb. 27	@ MTL	4-8	L
Nov. 22	@ PHI	4-4	T	Mar. 1	VAN#	2-5	L
Nov. 25	QUE	1-1	T	Mar. 3	@ NYR	2-2	T
Nov. 27	OTT	4-1	W	Mar. 5	HAR	2-4	W
Nov. 29	@ OTT	5-2	W	Mar. 7	WIN	2-1	W
Nov. 30	@ MTL	0-3	L	Mar. 10	@ QUE	7-4	W
Dec. 4	NYI	5-5	T	Mar. 13	@ HAR	3-3	T
Dec. 6	NY	3-7	L	Mar. 15	LA**	2-2	T
Dec. 7	@ QUE	3-4	L	Mar. 16	@ STL	2-4	L
Dec. 9	BOS	5-2	W	Mar. 20	@ TB	3-1	W
Dec. 11	@ HAR	9-3	W	Mar. 22	@ MTL	8-3	W
Dec. 12	@ HAR	1-1	T	Mar. 24	BOS	0-2	L
Dec. 15	@ BOS	3-2	W	Mar. 25	@ PIT	6-4	W
Dec. 19	@ MTL	2-4	L	Mar. 28	OTT	3-1	W
Dec. 20	TOR	5-4	W	Mar. 30	@ WSH	1-4	L
Dec. 23	WSH	4-1	W	Mar. 31	NY	5-2	W
Dec. 27	PIT	2-4	L	Apr. 3	@ BOS	2-3	L
Dec. 31	NYR	11-6	W	Apr. 4	BOS	0-3	L
Jan. 2	@ OTT	7-2	W	Apr. 6	@ MIN	1-3	L
Jan. 3	STL	6-5	W*	Apr. 10	DET	5-6	L
Jan. 6	@ HAR	3-1	W	Apr. 11	QUE	1-3	L
Jan. 8	NYI	6-5	W	Apr. 13	MTL	2-3	L*
Jan. 10	CGY	5-3	W	Apr. 15	PHI	4-7	L

1993-1994 Regular Season Scores



RECORD: 43-32-9 **4th Place - Northeast Division**

Oct. 7	@ BOS	5-3	W	Jan. 12	@ WIN	2-3	L
Oct. 9	@ MTL	4-7	L	Jan. 15	@ STL	1-2	L
Oct. 10	HAR	2-3	L	Jan. 16	@ DAL	4-2	W
Oct. 12	@ PHI	3-5	L	Jan. 19	EDM	1-1	T
Oct. 15	NYR	2-5	L	Jan. 24	@ TB	0-4	L
Oct. 16	@ WSH	3-4	L	Jan. 27	WSH	7-2	W
Oct. 18	DET	4-6	L	Jan. 29	@ MTL	3-2	W
Oct. 22	PIT	2-4	L	Jan. 30	FLA	2-3	L
Oct. 23	@ HAR	3-3	T	Feb. 2	@ NY	3-2	W
Oct. 27	@ GY	5-3	W	Feb. 4	@ FLA	7-2	W
Oct. 29	@ EDM	6-3	W	Feb. 6	NYI	4-1	W
Oct. 30	@ VAN	6-3	W	Feb. 8	@ NYI	1-3	L
Nov. 3	PIT#	2-6	L	Feb. 10	@ BOS	3-3	T
Nov. 7	BOS	3-4	L	Feb. 11	MTL	5-1	W
Nov. 10	PHI	3-5	L	Feb. 13	DAL	3-5	L
Nov. 13	@ PHI	7-2	W	Feb. 16	@ HAR	5-3	W
Nov. 17	@ NJ	0-4	L	Feb. 18	FLA	4-1	W
Nov. 19	WIN	6-0	W	Feb. 20	@ WSH	3-3	T
Nov. 21	SJ	6-5	W	Feb. 21	ANA	2-1	W
Nov. 22	@ OTT	5-2	W	Feb. 23	QUE	4-2	W
Nov. 24	NY	3-5	L	Feb. 25	CHI	1-4	L
Nov. 26	@ OTT	5-2	W	Feb. 26	@ PIT	3-4	L
Nov. 27	@ QUE	2-2	T	Mar. 2	@ OTT	7-2	W
Nov. 29	@ TOR	3-0	W	Mar. 4	PIT	2-2	W
Dec. 1	@ TB	3-0	W	Mar. 6	@ DET	3-2	W
Dec. 2	@ FLA	1-2	L*	Mar. 8	@ SJ	4-4	T
Dec. 5	BOS	3-1	W	Mar. 9	@ ANA	3-0	W
Dec. 8	@ OTT	3-1	W	Mar. 12	@ LA	5-3	W
Dec. 10	CGY	6-2	W	Mar. 17	NY	1-6	L
Dec. 11	@ HAR	3-0	W	Mar. 18	@ NYH#	2-2	T
Dec. 13	@ NYR	0-2	L	Mar. 20	OTT	6-2	W
Dec. 16	@ PIT	1-2	L	Mar. 23	STL	2-3	L
Dec. 17	LA	2-0	W	Mar. 25	HAR	6-3	W
Dec. 19	TB	3-3	T	Mar. 27	NYI	4-1	W
Dec. 23	MTL	5-4	W	Mar. 30	TB	2-3	L*
Dec. 26	@ NYI	3-4	L*	Apr. 1	BOS	5-0	W
Dec. 27	PHI	0-2	L	Apr. 2	@ QUE	6-2	W
Dec. 31	NYR	4-1	W	Apr. 4	@ QUE**	4-6	L
Jan. 2	TOR	3-3	T	Apr. 8	MTL	1-0	W
Jan. 7	PIT	3-4	L*	Apr. 10	QUE	4-1	W
Jan. 9	VAN	5-3	W	Apr. 12	@ NYR	2-3	L
Jan. 11	@ CHI	5-2	W	Apr. 14	WSH	2-3	L

1991-1992 Regular Season Scoring

NO.	PLAYER	GP	G	A	PTS	+/-	PIM	PP	SH	GW	GT	SHOTS	PCT.
10	Dale Hawerchuk	77	23	75	98	-22	27	13	0	4	0	242	9.5
16	Pat Lafontaine	57	46	47	93	+10	98	23	5	1	0	203	22.7
25	Dave Andreychuk	80	41	50	91	-9	71	28	0	2	337	12.2	
89	Alexander Mogilny	67	39	45	84	+7	73	15	0	2	0	236	16.5
28	Donald Audette	63	3	17	48	-1	75	5	0	6	1	153	20.3
8	Doug Bodger	73	11	35	46	+1	108	4	0	1	0	180	6.1
15	Randy Wood (NYI)	8	2	2	4	-3	21	0	0	0	0	30	6.7
(BUF)		70	20	16	36	-9	65	7	1	3	0	185	10.8
(TOT)		78	22	18	40	-12	86	7	1	3	0	215	10.2
19	Tony Iantzi	70	15	16	31	-4	100	6	1	0	1	133	11.3
7	Petr Svoboda (MTL)	58	5	16	21	+9	94	1	0	3	0	88	5.7
(BUF)		13	1	6	7	-8	52	0	0	0	0	23	4.3
(TOT)		71	6	22	28	+1	146	1	0	3	0	111	5.4
18	Wayne Presley (SJ)	47	8	14	22	-29	76	3	0	0	0	114	7.0
(BUF)		12	2	2	4	+2	57	0	1	0	0	21	9.5
(TOT)		59	10	16	26	-27	133	3	0	1	0	135	7.4
21	Christian Ruutu	70	4	21	25	-7	77	0	2	1	0	108	3.7
7	Kevin Haller	58	6	15	21	-13	75	2	0	1	0	76	7.9
3	Grant Ledyard	50	5	16	21	-4	45	0	0	0	0	87	5.7
41	Ken Sutton	64	2	18	20	+5	71	0	0	0	0	81	2.5
18	Dave Snuggerd	55	3	15	18	-3	36	0	0	0	0	75	4.0
27	Brad May	69	3	16	17	-12	309	1	0	3	0	82	13.4
5	Mike Ramsey	66	3	14	17	+8	67	0	0	1	0	55	5.5
17	Colin Patterson	52	4	8	12	-4	30	0	2	0	0	33	12.1
24	Randy Moller (NYR)	43	2	7	9	-15	78	0	0	0	0	44	4.5
(BUF)		13	2	3	5	+1	59	0	0	0	0	19	5.3
(TOT)		56	3	9	12	-14	137	0	0	0	0	63	4.8
24	Jay Wells	41	2	9	11	-3	157	0	0	0	0	26	7.7
14	Dave Hannan (TOR)	35	2	4	6	+10	16	0	1	0	0	24	8.3
(BUF)		12	2	4	6	+1	48	0	2	1	8	25.0	
(TOT)		47	4	6	10	-9	64	0	3	1	8	32	12.5
32	Rob Ray	63	5	3	8	-9	354	0	0	0	0	29	17.2
7	Pierre Turgeon	8	2	6	8	-1	4	0	0	0	0	14	14.3
29	Bob Corkum	20	2	4	6	-9	21	0	0	0	0	23	8.7
34	Gord Donnelly (WPG)	4	0	0	0	-5	11	0	0	0	0	5	0.0
(BUF)		67	2	3	5	-7	305	0	1	0	0	25	8.0
(TOT)		71	2	3	5	-12	316	0	1	0	0	30	6.7



Record Book 2010.2011

Year-By-Year Results

1994-1995 Regular Season Scores



RECORD: 22-19-7

4th Place - Northeast Division

Table of 1994-1995 regular season scores with columns for date, opponent, score, and result.

1995-1996 Regular Season Scores



RECORD: 33-42-7

5th Place - Northeast Division

Table of 1995-1996 regular season scores with columns for date, opponent, score, and result.

1996-1997 Regular Season Scores



RECORD: 40-30-12

1st Place - Northeast Division

Table of 1996-1997 regular season scores with columns for date, opponent, score, and result.

1994-1995 Regular Season Scoring

Table of 1994-1995 regular season scoring statistics for players, including goals, assists, and points.

Summary table for 1994-1995 season totals.

Note: *Overtime decision (Reg. Seas. Scores) *Rookie (Reg. Seas. Scoring)

1995-1996 Regular Season Scoring

Table of 1995-1996 regular season scoring statistics for players.

Summary table for 1995-1996 season totals.

Note: *Overtime decision (Reg. Seas. Scores) *Rookie (Reg. Seas. Scoring)

1996-1997 Regular Season Scoring

Table of 1996-1997 regular season scoring statistics for players.

Summary table for 1996-1997 season totals.

Note: *Overtime decision (Reg. Seas. Scores) *Rookie (Reg. Seas. Scoring) # Rescheduled from November 16 # Rescheduled from March 16



Record Book 2010.2011

Year-By-Year Results

1997-1998 Regular Season Scores



RECORD: 36-29-17 3rd Place - Northeast Division

Table of 1997-1998 regular season scores, listing dates, opponents, and results.

1998-1999 Regular Season Scores



RECORD: 37-28-17 4th Place - Northeast Division

Table of 1998-1999 regular season scores, listing dates, opponents, and results.

1999-2000 Regular Season Scores



RECORD: 35-32-14 3rd Place - Northeast Division

Table of 1999-2000 regular season scores, listing dates, opponents, and results.

1997-1998 Regular Season Scoring

Table of 1997-1998 regular season scoring statistics for individual players.

Table of 1997-1998 team totals for scoring statistics.

1998-1999 Regular Season Scoring

Table of 1998-1999 regular season scoring statistics for individual players.

Table of 1998-1999 team totals for scoring statistics.

1999-2000 Regular Season Scoring

Table of 1999-2000 regular season scoring statistics for individual players.

Table of 1999-2000 team totals for scoring statistics.

Note: *Overtime decision (Reg. Seas. Scores) *Rookie (Reg. Seas. Scoring)

Note: *Overtime decision (Reg. Seas. Scores) *Rookie (Reg. Seas. Scoring)

Note: *Overtime decision (Reg. Seas. Scores) *Rookie (Reg. Seas. Scoring)



2000-2001 Regular Season Scores



RECORD: 46-30-5-1 2nd Place - Northeast Division

Oct. 5	CHI	4-2	W	Jan. 11	@LA	2-3	L
Oct. 7	LA	5-3	W	Jan. 12	@ANA	4-0	W
Oct. 13	@EDM	2-3	L	Jan. 16	TB	3-1	W
Oct. 14	@VAN	0-4	L	Jan. 19	FLA	1-0	W
Oct. 17	@MTL	3-4	L	Jan. 20	@TOR	0-2	L
Oct. 20	ANA	2-2	T	Jan. 23	CBJ	1-2	L
Oct. 21	@DET	4-5	OTL*	Jan. 26	BOS	1-2	L
Oct. 25	CAR	4-1	W	Jan. 27	@NYI	2-1	W
Oct. 27	TOR	2-1	W	Jan. 31	@FLA	2-5	L
Oct. 28	@CHI	3-1	W	Feb. 1	@TB	2-4	L
Nov. 3	MTL	5-4	W	Feb. 6	@NYR	6-3	W
Nov. 4	@PHI	0-3	L	Feb. 7	NYI	2-1	W*
Nov. 9	NYI	3-0	W	Feb. 10	@OTT	2-1	W*
Nov. 11	@NJ	4-0	W	Feb. 11	MTL	3-4	L
Nov. 13	CGY	3-2	W*	Feb. 13	@ATL	4-5	L
Nov. 15	DAL	2-2	T	Feb. 15	ATL	3-1	W
Nov. 17	MIN	3-1	W	Feb. 17	NJ	5-1	W
Nov. 18	@STL	1-4	L	Feb. 19	OTT	2-0	W
Nov. 22	PHI	1-3	L	Feb. 22	@NJ	1-0	W
Nov. 24	NYR	3-2	W	Feb. 23	PHX	3-7	L
Nov. 25	@MTL	5-3	W	Feb. 25	TB	5-4	W
Nov. 28	@OTT	1-3	L	Feb. 27	@OTT	4-1	W
Dec. 1	PIT	4-6	L	Mar. 1	@PHI	0-2	L
Dec. 2	@PIT	3-2	W	Mar. 3	@COL	3-2	W*
Dec. 5	@MTL	3-2	W	Mar. 4	@DAL	1-4	L
Dec. 7	NJ	5-2	W	Mar. 6	@BOS	3-1	W
Dec. 8	@NYR	2-5	L	Mar. 9	EDM	0-4	L
Dec. 12	@BOS	3-0	W	Mar. 14	NYR	6-3	W
Dec. 15	@CAR	3-5	L	Mar. 16	VAN	4-2	W
Dec. 16	FLA	3-2	W	Mar. 17	@WSH	3-2	W
Dec. 20	@WSH	2-2	T	Mar. 20	TOR	3-0	W
Dec. 21	WSH	1-3	L	Mar. 21	@CAR	0-1	L
Dec. 23	SJ	5-2	W	Mar. 24	CAR	3-1	W
Dec. 26	PIT	3-5	L	Mar. 26	@ATL	4-0	W
Dec. 29	OTT	2-0	W	Mar. 27	@PIT	1-4	L
Dec. 30	@NYI	2-0	W	Mar. 30	ATL	4-0	W
Jan. 1	BOS	3-4	L	Apr. 1	@TB	4-2	W
Jan. 3	@TOR	1-1	T	Apr. 2	FLA	5-3	W
Jan. 5	TOR	3-3	T	Apr. 4	BOS	2-3	L
Jan. 6	@NSH	2-0	W	Apr. 6	WSH	2-1	W
Jan. 9	@SJ	1-2	L	Apr. 8	PHI	1-2	L

2000-2001 Regular Season Scoring

NO.	PLAYER	GP	G	A	PTS	+/-	PIM	PP	SH	GW	GT	SHOTS	PCT.
28	Donal Audette	76	34	45	79	-2	76	14	1	3	2	225	15.1
81	Miroslav Satan	82	29	33	62	+5	36	8	2	4	1	206	14.1
57	Steve Heinze	79	27	54	-13	46	15	0	4	0	144	18.8	
17	J.P. Dumont	79	23	28	51	+1	54	9	0	5	0	156	14.7
41	Stu Barnes	75	19	24	43	-2	26	3	2	5	0	160	11.9
77	Chris Gratton	82	19	21	40	0	102	5	0	5	1	156	12.2
93	Doug Gilmour	71	7	31	38	+3	70	4	0	0	0	91	7.7
44	Alexei Zhitnik	78	8	29	37	-3	75	5	0	1	1	149	5.4
61	Maxim Afinogenov	78	14	22	36	+1	40	3	0	5	0	190	7.4
52	Dave Andreychuk	74	20	13	33	0	32	8	0	4	0	119	16.8
37	Curtis Brown	70	10	22	32	+15	34	2	1	0	0	105	9.5
9	Erik Rasmussen	82	12	19	31	0	51	1	0	3	0	95	12.6
25	Vadav Varada	75	10	21	31	-2	81	2	0	2	0	112	8.9
5	Jason Woolley	67	5	18	23	0	46	4	0	3	0	92	5.4
45	Dmitri Kalinin*	79	4	18	22	-2	38	2	0	0	0	88	4.5
4	Rhett Warrene	77	3	16	19	+10	78	0	0	2	0	103	2.9
42	Richard Smeehlik	56	3	12	15	+6	4	0	0	1	0	40	7.5
29	Vladimir Tsyplakov	36	7	7	14	+2	10	0	0	0	0	39	17.9
3	James Patrick	54	4	9	13	+9	12	1	0	0	0	48	8.3
35	Denis Hamel*	41	8	3	11	-2	22	1	1	3	0	55	14.5
74	Jay McKee	74	1	10	11	+9	76	0	0	0	0	62	1.6
32	Rob Ray	63	4	6	10	+2	210	0	0	1	0	33	12.1
26	Eric Boulton*	35	1	2	3	-1	94	0	0	0	0	20	5.0
39	Dominik Hasek	67	0	3	3	0	22	0	0	0	0	0	0.0
16	Chris Taylor	14	0	2	2	+1	6	0	0	0	0	21	0.0
35	Mika Noronen*	2	0	0	0	0	0	0	0	0	0	0	0.0
51	Brian Campbell*	8	0	0	0	-2	2	0	0	0	0	7	0.0
43	Martin Biron	18	0	0	0	0	0	0	0	0	0	0	0.0

NO.	GOALTENDER	GP	MIN	AVG.	W	L	T	EN	SO	GA	SA	PCT.
39	Dominik Hasek	67	3904	2.11	37	24	4	2	11	137	1726	921
43	Martin Biron	18	918	2.55	7	7	1	1	2	39	427	909
35	Mika Noronen*	2	108	2.78	2	0	0	0	0	5	39	87.2

TEAM TOTALS	82	4956	2.23	46	31	5	3	13	184	2195	916
-------------	----	------	------	----	----	---	---	----	-----	------	-----

Note: *Overtime decision (Reg. Seas. Scores) *Rookie (Reg. Seas. Scoring)

2001-2002 Regular Season Scores



RECORD: 35-35-11-1 5th Place - Northeast Division

Oct. 4	ATL	1-2	L	Jan. 6	@MIN	4-1	W
Oct. 6	OTT	3-2	W	Jan. 8	VAN	3-2	W
Oct. 7	@NYR	4-5	OTL*	Jan. 10	PIT	0-2	L
Oct. 10	PHI	2-1	W	Jan. 12	NJ	2-1	W
Oct. 12	@DET	2-4	L	Jan. 16	@ANA	3-1	W
Oct. 14	PIT	4-1	W	Jan. 17	@LA	2-4	L
Oct. 16	NSH	3-3	T	Jan. 19	@PHX	3-1	W
Oct. 19	CBJ	1-3	L	Jan. 21	@COL	2-3	L
Oct. 20	@MTL	3-1	W	Jan. 23	STL	2-5	L
Oct. 22	SJ	4-1	W	Jan. 25	TB	4-1	W
Oct. 26	MTL	2-5	L	Jan. 27	@WSH	3-2	W*
Oct. 27	@NJ	1-3	L	Jan. 29	@CAR	2-2	T
Oct. 30	PHX	2-3	L	Feb. 5	@BOS	2-2	T
Nov. 2	TB	4-1	W	Feb. 8	OTT	3-2	W*
Nov. 3	@OTT	0-3	L	Feb. 10	@NJ	1-4	L
Nov. 8	ATL	8-0	W	Feb. 12	NJ	2-2	T
Nov. 10	NYR	2-4	L	Feb. 26	@ATL	1-2	L
Nov. 12	@FLA	5-3	W	Mar. 1	BOS	4-3	W
Nov. 13	@NSH	1-4	L	Mar. 2	@TOR	3-3	T
Nov. 16	FLA	0-2	L	Mar. 4	EDM	0-3	L
Nov. 17	@BOS	1-3	L	Mar. 7	@NYI	5-0	W
Nov. 19	@ATL	2-3	L	Mar. 8	MTL	3-0	W
Nov. 21	TOR	4-2	W	Mar. 10	DET	5-1	W
Nov. 23	CGY	5-2	W	Mar. 12	NYI	0-3	L
Nov. 24	@PIT	1-3	L	Mar. 14	@PHI	3-1	W
Nov. 27	NYR	2-2	T	Mar. 15	@FLA	2-5	L
Nov. 28	@WSH	5-2	W	Mar. 17	@TB	2-2	T
Dec. 1	@NYI	4-2	W	Mar. 19	OTT	5-1	W
Dec. 4	@CAR	4-2	W	Mar. 21	BOS	1-2	L
Dec. 7	COL	1-4	L	Mar. 23	@TOR	0-2	L
Dec. 8	@BOS	2-4	L	Mar. 24	@OTT	3-2	W*
Dec. 12	@DAL	3-4	L	Mar. 26	WSH	3-4	L
Dec. 14	CAR	3-2	W*	Mar. 28	@STL	1-4	L
Dec. 15	@NYR	2-4	L	Mar. 30	@PHI	3-1	W
Dec. 19	CHI	5-6	L	Apr. 1	PHI	3-1	W
Dec. 21	TOR	3-3	T	Apr. 3	NYI	1-1	T
Dec. 22	@TOR	2-3	L	Apr. 5	FLA	3-1	W
Dec. 26	MTL	3-1	W	Apr. 7	@TB	5-3	W
Dec. 29	@COL	2-2	T	Apr. 10	@PIT	4-4	T
Dec. 31	CAR	4-5	L	Apr. 12	WSH	1-3	L
Jan. 3	@CGY	1-3	L	Apr. 13	@MTL	3-0	W

2001-2002 Regular Season Scoring

NO.	PLAYER	GP	G	A	PTS	+/-	PIM	PP	SH	GW	GT	SHOTS	PCT.
81	Miroslav Satan	82	37	36	73	+14	33	15	5	5	0	267	13.9
41	Stu Barnes	68	17	31	48	+6	26	5	0	4	1	127	13.4
18	Tim Connolly	82	10	35	45	+4	34	3	0	3	0	126	7.9
17	J.P. Dumont	76	23	21	44	-10	42	7	0	3	1	154	14.9
61	Maxim Afinogenov	81	21	19	40	-9	69	3	1	0	0	234	9.0
77	Chris Gratton	82	15	24	39	0	75	1	0	5	0	139	10.8
37	Curtis Brown	82	20	17	37	-4	32	4	1	5	0	171	11.7
44	Alexei Zhitnik	82	1	33	34	-1	80	1	0	0	0	150	0.7
5	Jason Woolley	59	8	20	28	-6	34	6	0	2	0	90	8.9
25	Vadav Varada	76	7	16	23	-7	82	1	0	1	0	138	5.1
13	Vyacheslav Kozlov	38	9	13	22	0	16	3	0	1	1	68	13.2
24	Taylor Pyatt	48	10	20	+4	35	0	0	0	1	1	61	16.4
9	Erik Rasmussen	69	8	11	19	-1	34	0	0	2	0	89	9.0
3	James Patrick	56	5	8	13	+3	16	1	0	0	0	45	11.1
74	Jay McKee	81	2	11	13	+18	43	0	0	1	0	50	4.0
45	Dmitri Kalinin*	58	2	11	13	-6	26	0	0	0	0	67	3.0
4	Rhett Warrene	65	5	5	10	+15	113	0	0	1	1	66	7.6
42	Richard Smeehlik	60	3	6	9	-9	22	0	0	1	1	52	5.8
29	Bob Corkum	75	3	6	8	-32	20	0	0	0	0	80	3.8
55	Denis Hamel	61	2	6	8	-1	28	0	0	0	0	80	2.5
51	Brian Campbell	29	3	3	6	0	12	0	0	0	0	30	10.0
32	Rob Ray	71	2	3	5	-3	200	0	0	0	0	23	8.7
26	Eric Boulton	35	2	3	5	-1	129	0	0	1	0	21	9.5
12	Alex Kotalik*	13	1	3	4	-1	2	0	0	0	0	21	4.8
19	Norman Milley*	5	0	1	1	0	0	0	0	0	0	10	0.0
43	Martin Biron	72	0	1	1	0	8	0	0	0	0	0	0.0
8	Rory Fitzpatrick	5	0	0	0	-2	4	0	0	0	0	2	0.0
6	Doug Houda	2	0	0	0	-1	0	0	0	0	0	4	0.0



2003-2004 Regular Season Scores



RECORD: 37-34-7-4 5th Place - Northeast Division

Oct. 9	@ PHI	0-2	L	Jan. 7	PHI	1-1	T
Oct. 11	NYI	0-6	L	Jan. 9	OTT	3-2	W
Oct. 13	DAL	4-3	W	Jan. 12	@ BOS	3-4	L
Oct. 16	@ EDM	1-4	L	Jan. 13	PHI	6-2	W
Oct. 18	@ GY	2-0	W	Jan. 15	BOS	0-1	L
Oct. 20	@ VAN	1-6	L	Jan. 17	@ NYI	2-4	L
Oct. 23	@ LA	5-1	W	Jan. 20	@ ATL	1-4	L
Oct. 24	@ ANA	5-2	W	Jan. 22	@ BOS	3-2	W
Oct. 26	@ COL	3-1	W	Jan. 24	@ PHI	1-2	L
Oct. 28	MIN	1-3	L	Jan. 25	@ CAR	4-2	W
Oct. 30	TOR	5-3	W	Jan. 27	MTL	4-1	W
Nov. 1	@ OTT	1-1	T	Jan. 30	@ NYR	3-1	W
Nov. 5	ATL	4-7	L	Jan. 31	NYR	3-1	W
Nov. 7	MTL	2-1	W	Feb. 5	BOS	2-6	L
Nov. 8	@ MTL	0-3	L	Feb. 10	SJ	2-1	W
Nov. 12	NJ #	2-2	T	Feb. 13	LA	8-3	W
Nov. 14	PIT	1-2	OTL*	Feb. 14	@ TOR	6-4	W
Nov. 17	@ OTT	2-1	W	Feb. 16	ATL	7-2	W
Nov. 19	@ NJ	1-4	L	Feb. 18	FLA	1-1	T
Nov. 21	CAR	5-0	W	Feb. 20	TB	4-3	W*
Nov. 22	@ TB	1-2	L	Feb. 21	@ NYI	1-4	L
Nov. 24	@ FLA	1-2	L	Feb. 25	@ NJ	2-8	L
Nov. 26	WSH	5-2	W	Feb. 27	NYI	2-4	L
Nov. 28	FLA	4-3	W	Feb. 28	@ OTT	1-7	L
Nov. 29	@ NSH	1-4	L	Mar. 3	OTT	4-3	W
Dec. 3	@ CHI	3-2	W	Mar. 6	@ TOR	5-1	W
Dec. 4	PHX	2-3	L	Mar. 7	STL	1-5	L
Dec. 6	TB	1-3	L	Mar. 10	@ WSH	6-0	W
Dec. 10	DET	2-7	L	Mar. 11	BOS	2-3	OTL*
Dec. 12	NYR	1-3	L	Mar. 13	@ BOS	2-3	OTL*
Dec. 13	@ MIN	2-3	L	Mar. 15	TOR	5-6	OTL*
Dec. 16	@ PIT	1-2	L	Mar. 17	@ ATL	4-3	W*
Dec. 19	NJ	2-5	L	Mar. 18	@ TB	1-3	L
Dec. 23	OTT	2-2	T	Mar. 20	@ FLA	2-1	W
Dec. 26	CAR	3-1	W	Mar. 24	MTL	2-1	W
Dec. 27	@ WSH	3-1	W	Mar. 26	PIT	5-1	W
Dec. 29	@ CAR	1-2	L	Mar. 27	@ PIT	2-2	T
Dec. 31	WSH	7-1	W	Mar. 29	CBJ	6-0	W
Jan. 2	ANA	5-2	W	Mar. 31	@ NYR	4-3	W
Jan. 3	@ TOR	3-3	T	Apr. 2	TOR	0-2	L
Jan. 6	@ MTL	1-3	L	Apr. 3	@ MTL	3-6	L

2003-2004 Regular Season Scoring

NO.	PLAYER	GP	G	A	PTS	+/-	PIM	PP	SH	GW	GT	SHOTS	PCT.
48	Daniel Briere	82	28	37	65	-7	70	11	0	3	0	194	14.4
81	Miroslav Satan	82	29	28	57	-15	30	11	1	5	0	206	14.1
17	J.P. Dumont	77	22	31	53	-9	40	10	1	0	0	156	14.1
23	Chris Drury	76	18	35	53	+8	68	5	1	2	0	152	11.8
55	Jochen Hecht	64	15	37	52	+17	49	2	1	0	0	174	8.6
45	Dmitri Kalinin	77	10	24	34	0	42	2	1	4	0	118	8.5
61	Maxim Afinogenov	73	17	14	31	-4	57	3	0	4	1	148	11.5
25	Mike Grier (WSH)	68	8	12	20	-19	32	1	1	0	0	115	7.0
14	Chris Taylor (TOT)	14	1	8	9	+10	4	0	0	0	0	18	5.6
82	Teppo Numminen	82	9	20	29	-9	36	1	1	0	0	133	6.8
44	Alexei Zhitnik	68	4	24	28	-13	102	2	0	0	1	134	3.0
12	Ales Kotalik	62	15	11	26	-1	41	2	0	3	0	142	10.6
24	Taylor Pyatt	63	8	12	20	-7	25	1	2	4	0	98	8.2
22	Adam Mair	81	6	14	20	-3	146	1	0	1	0	82	7.3
9	Derek Roy*	49	9	10	19	-8	12	1	0	4	0	71	12.7
34	Jeff Jillson (BOS)	50	4	10	14	-1	35	1	0	1	1	80	5.0
14	Chris Taylor (TOT)	14	0	3	3	-3	19	0	0	0	0	35	0.0
64	Mike Grier (TOT)	64	4	13	17	-4	54	1	0	1	1	115	3.5
54	Chris Taylor	54	6	6	12	-2	22	0	0	0	0	50	12.0
3	James Patrick	55	4	7	11	+11	12	0	0	1	0	44	9.1
8	Rory Fitzpatrick	60	4	7	11	-5	44	2	0	2	0	78	5.1
51	Brian Campbell	53	3	8	11	-8	12	0	0	0	0	45	6.7
10	Henrik Tallinder	72	1	9	10	+5	26	0	0	0	0	63	1.6
15	Milan Bartovic*	23	1	8	9	+1	18	0	0	0	0	30	3.3
74	Jay McKee	43	2	3	5	+6	41	0	0	1	0	29	6.9
28	Jason Botterill	19	2	1	3	0	14	1	0	0	0	20	10.0
26	Eric Boulton	44	1	2	3	-2	110	0	0	0	0	20	5.0
4	Brad Brown (MIN)	30	0	1	1	-1	54	0	0	0	0	14	0.0
13	Chris Taylor (TOT)	13	0	2	2	+3	12	0	0	0	0	6	0.0
43	Andrew Peters*	43	0	3	3	+2	66	0	0	0	0	20	0.0
42	Martin Biron	42	2	0	2	-3	151	0	0	0	0	19	10.5
52	Chris Taylor	52	0	2	2	0	10	0	0	0	0	0	0.0
35	Mika Noronen	35	1	0	1	0	0	0	0	0	0	1	100.0
29	Jason Pominville*	1	0	0	0	0	0	0	0	0	0	3	0.0
19	Norman Milley*	2	0	0	0	0	2	0	0	0	0	2	0.0
30	Ryan Miller*	3	0	0	0	0	0	0	0	0	0	0	0.0
38	Domenic Pittis	4	0	0	0	-1	4	0	0	0	0	3	0.0
33	Doug Janik*	4	0	0	0	0	19	0	0	0	0	3	0.0

NO.	GOALTENDER	GP	MIN	AVG.	W	L	T	EN	SO	GA	SA	PCT.
43	Martin Biron	52	2972	2.52	26	18	5	3	2	125	1442	.913
35	Mika Noronen	35	1796	2.57	11	17	2	1	2	77	821	.906
30	Ryan Miller	3	178	5.06	0	3	0	0	0	15	73	.795

TEAM TOTALS 82 4971 2.67 37 38 7 4 4 221 2340 .906

Note: *Overtime decision (Reg. Seas. Scores) *Rookie (Reg. Seas. Scoring)

2005-2006 Regular Season Scores



RECORD: 52-24-6 2nd Place - Northeast Division

Oct. 5	NYI	6-4	W	Jan. 7	NJ	2-3	L
Oct. 7	BOS	4-1	W	Jan. 12	PHX	1-2	O**
Oct. 8	@ OTT	0-5	L	Jan. 14	LA	1-1	W
Oct. 10	PIT	3-2	W*	Jan. 16	@ EDM	3-1	W
Oct. 13	@ TB	4-3	W**	Jan. 19	@ VAN	1-4	L
Oct. 15	@ FLA	2-3	L	Jan. 21	@ GY	1-4	L
Oct. 20	@ BOS	4-3	W	Jan. 24	@ NYR	2-1	W
Oct. 22	NYR	3-1	W	Jan. 26	@ TOR	8-4	W
Oct. 26	WSH	2-3	L	Jan. 31	@ ATL	5-2	W
Oct. 28	@ NJ	2-3	L	Feb. 2	PHI	4-2	W
Oct. 29	@ NYI	6-4	W	Feb. 4	OTT	2-1	W**
Nov. 2	OTT	4-10	L	Feb. 7	@ MTL	3-2	W*
Nov. 4	MTL	2-3	L	Feb. 9	MTL	2-3	O**
Nov. 5	@ MTL	2-3	L	Feb. 11	FLA	5-3	W
Nov. 9	CAR	3-5	L	Feb. 12	@ CAR	3-4	O**
Nov. 11	TOR	5-2	W	Mar. 1	ATL	2-4	L
Nov. 12	@ OTT	1-6	L	Mar. 3	TOR	6-2	W
Nov. 15	NJ	4-1	W	Mar. 4	@ BOS	3-2	W
Nov. 17	WSH	8-5	W	Mar. 7	BOS	3-2	W
Nov. 19	@ BOS	3-2	W	Mar. 9	TB	8-5	W
Nov. 22	NYR	2-3	O**	Mar. 11	@ PHI	6-5	W
Nov. 23	@ NYI	4-3	W**	Mar. 12	BOS	6-2	W
Nov. 25	MTL	3-1	W	Mar. 14	@ WSH	6-4	W
Nov. 27	@ WSH	3-2	W	Mar. 16	TOR	3-1	W
Nov. 29	@ PIT	3-2	W	Mar. 18	@ OTT	2-4	L
Dec. 1	@ MTL	3-2	W*	Mar. 20	@ ATL	0-5	L
Dec. 2	SJ	0-5	L	Mar. 22	CAR	3-4	L
Dec. 4	@ COL	6-4	W	Mar. 24	OTT	1-3	L
Dec. 8	ANA	3-2	W*	Mar. 25	@ BOS	4-5	L
Dec. 11	@ MIN	3-2	W	Mar. 27	@ NYR	4-5	O**
Dec. 14	DAL	4-3	W	Mar. 29	BOS	4-3	W
Dec. 16	@ PIT	4-3	W*	Mar. 30	@ NJ	1-3	L
Dec. 17	PIT	4-3	W	Apr. 1	@ TOR	0-7	L
Dec. 19	@ PHI	2-1	W**	Apr. 4	@ TOR	3-2	W**
Dec. 22	@ FLA	1-4	L	Apr. 5	OTT	5-4	W*
Dec. 23	TB	4-1	W	Apr. 7	PHI	2-4	L
Dec. 26	NYI	6-3	W	Apr. 8	@ OTT	6-2	W
Dec. 29	@ TOR	3-4	O**	Apr. 12	MTL	3-1	W
Dec. 30	ATL	4-1	W	Apr. 15	@ MTL	4-2	W
Jan. 3	FLA	1-2	L	Apr. 16	TOR	6-0	W
Jan. 5	TB	3-1	W	Apr. 18	@ CAR	4-0	W

2005-2006 Regular Season Scoring

NO.	PLAYER	GP	G	A	PTS	+/-	PIM	PP	SH	GW	GT	SHOTS	PCT.
61	Maxim Afinogenov	77	22	51	73	+6	84	11	0	3	2	241	9.1
23	Chris Drury	81	30	37	67	-12	32	16	2	5	1	172	17.4
12	Ales Kotalik	82	25	37	62	-3	62	10	0	5	0	261	14.1
48	Daniel Briere	48	25	33	58	+3	48	11	0	4	1	147	17.0
19	Tim Connolly	63	16	39	55	+5	28	7	0	3	0	99	16.2
26	Thomas Vanek*	81	25	23	48	-11	72	11	0	4	0	204	12.2
9	Derek Roy	70	18	28	46	+1	57	5	1	1	0	151	11.9
51	Brian Campbell	79	12	32	44	-14	16	5	0	5	1	105	11.4
55	Jochen Hecht	64	18	24	42	+10	34	4	2	4	1	179	10.1
27	Teppo Numminen	75	2	38	40	+6	36	0	0	0	0	60	5.0
17	J.P. Dumont	54	20	40	40	-2	38	9	0	3	0	116	17.2
29	Jason Pominville*	57	18	12	30	-4	22	10	2	2	0	124	14.5
28	Paul Gaustad*	78	9	15	24	+4	65	0	0	0	0	113	7.9
25	Mike Grier	81	7	16	23	+7	28	0	0	4	0	109	6.4
10	Henrik Tallinder	82	6	15	21	+10	74	0	1	1	0	79	7.6
45	Dmitri Kalinin	55	2	16	18	+14	54	0	0	0	0	47	4.3
5	Toni Lydman	75	1	16	17	+9	82	0	0	0	0	68	1.5
74	Jay McKee	75	5	11	16	0	57	0	1	0	0	50	10.0
24	Taylor Pyatt												



Record Book 2010.2011

Year-By-Year Results

2007-2008 Regular Season Scores



RECORD: 39-31-12 4th Place - Northeast Division

Oct. 5	NYI	4-6	L	Jan. 10	@OTT	2-3	O**
Oct. 6	@NYI	2-3	L	Jan. 12	NJ	2-3	O**
Oct. 11	ATL	6-0	W	Jan. 16	@NYR	1-2	L
Oct. 13	WSH	7-3	W	Jan. 18	ATL	10-1	W
Oct. 15	TOR	5-4	W*	Jan. 19	@TOR	2-4	L
Oct. 19	CBJ	0-3	L	Jan. 21	@PHX	2-6	L
Oct. 20	@MTL	2-4	L	Jan. 24	@DAL	2-1	W
Oct. 24	@CAR	2-6	L	Jan. 29	@TB	4-2	W
Oct. 26	@FLA	4-2	W	Jan. 30	@FLA	1-0	W
Oct. 27	@TB	4-3	W*	Feb. 1	@ATL	4-5	O**
Nov. 1	@BOS	3-4	L*	Feb. 5	@BOS	4-2	W
Nov. 2	FLA	2-4	L	Feb. 6	NJ	3-2	W**
Nov. 5	@MTL	0-2	L	Feb. 8	BOS	2-3	O**
Nov. 7	BOS	2-1	W*	Feb. 10	FLA	5-3	W
Nov. 9	TOR	0-3	L	Feb. 12	@OTT	5-1	W
Nov. 10	@BOS	1-2	L	Feb. 13	TOR	1-0	W
Nov. 15	@OTT	2-3	L	Feb. 16	@NYR	1-5	L
Nov. 16	MTL	4-1	W	Feb. 17	PIT	1-4	L
Nov. 21	OTT	4-2	W	Feb. 20	TB	4-3	W*
Nov. 23	MTL	4-2	W	Feb. 21	@TOR	5-1	W
Nov. 24	@MTL	3-0	W	Feb. 23	NYR	3-4	L
Nov. 26	@WSH	3-1	W	Feb. 25	PHI	3-4	O**
Nov. 28	STL	3-4	L	Feb. 27	NSH	8-4	W
Dec. 1	CAR	8-1	W	Feb. 29	MTL	2-6	L
Dec. 5	@ANA	1-4	L	Mar. 2	DET	2-4	L
Dec. 6	@LA	2-8	L	Mar. 4	@PHI	5-2	W
Dec. 8	@SJ	7-1	W	Mar. 5	WSH	1-3	L
Dec. 10	BOS	1-4	L	Mar. 8	@CAR	3-4	O*
Dec. 12	NYI	5-3	W	Mar. 10	NYR	2-3	O**
Dec. 14	@WSH	5-3	W	Mar. 12	@PIT	3-7	L
Dec. 15	CHI	3-1	W	Mar. 14	CAR	7-1	W
Dec. 19	@NYI	2-1	W	Mar. 15	@TOR	6-2	W
Dec. 21	PHI	3-2	W	Mar. 19	TB	7-4	W
Dec. 22	@PHI	6-5	W**	Mar. 21	TOR	1-4	L
Dec. 26	OTT	3-5	L	Mar. 25	OTT	3-6	L
Dec. 28	@NJ	1-2	O**	Mar. 27	@OTT	4-3	W**
Dec. 29	@PIT	0-2	L	Mar. 28	MTL	3-4	O*
Jan. 1	PIT	1-2	O**	Mar. 30	BOS	2-1	W*
Jan. 4	OTT	3-5	L	Apr. 1	@TOR	4-3	W**
Jan. 6	@ATL	2-5	L	Apr. 3	@MTL	1-3	L
Jan. 8	@NJ	1-2	O**	Apr. 5	@BOS	3-0	W

2008-2009 Regular Season Scores



RECORD: 41-32-9 4th Place - Northeast Division

Oct. 10	MTL	2-1	W**	Jan. 10	@DET	1-3	L
Oct. 13	@NYI	7-1	W	Jan. 14	@CHI	1-4	L
Oct. 15	@NYR	3-1	W	Jan. 15	@DAL	5-4	W**
Oct. 17	VAN	5-2	W	Jan. 17	CAR	3-1	W
Oct. 18	@ATL	2-3	L**	Jan. 19	@FLA	3-2	W**
Oct. 21	BOS	3-2	W**	Jan. 21	@TB	3-5	L
Oct. 23	@MIN	4-3	W*	Jan. 27	@EDM	10-2	W
Oct. 25	@COL	1-2	L**	Jan. 28	@CGY	2-5	L
Oct. 27	OTT	2-5	L	Jan. 31	@PHX	2-0	W
Oct. 30	TB	2-5	L	Feb. 2	@ANA	2-3	L
Nov. 1	WSH	5-0	W	Feb. 4	TOR	5-0	W
Nov. 3	@NJ	2-0	W	Feb. 6	MTL	3-2	W
Nov. 7	ATL	5-4	W*	Feb. 7	@OTT	2-3	L**
Nov. 8	@BOS	1-3	L	Feb. 11	OTT	1-3	L
Nov. 12	STL	4-3	W	Feb. 13	SJ	6-5	W**
Nov. 14	CBJ	1-6	L	Feb. 15	CAR	0-3	L
Nov. 15	@PIT	2-5	L	Feb. 17	@TOR	4-1	W
Nov. 19	@BOS	4-7	L	Feb. 19	@PHI	3-6	L
Nov. 21	PHI	0-3	L	Feb. 21	NYR	4-2	W
Nov. 22	NYI	2-4	L	Feb. 24	ANA	2-3	L
Nov. 26	BOS	3-2	W	Feb. 26	@CAR	1-2	L**
Nov. 28	PIT	4-3	W	Feb. 28	@NYI	0-2	L
Nov. 29	@MTL	2-3	L	Mar. 4	MTL	5-1	W
Dec. 1	NSH	0-2	L	Mar. 6	PHX	5-1	W
Dec. 4	@FLA	1-2	L	Mar. 7	@OTT	3-6	L
Dec. 6	@TB	4-3	W	Mar. 10	@PHI	2-5	L
Dec. 8	@PIT	4-3	W	Mar. 12	FLA	3-1	W
Dec. 10	TB	4-2	W	Mar. 14	ATL	5-4	L**
Dec. 12	TOR	1-2	L	Mar. 17	@OTT	2-4	L
Dec. 13	@NJ	4-2	W	Mar. 20	PHI	6-4	L
Dec. 17	NJ	3-5	L	Mar. 21	@NYR	3-5	L
Dec. 19	LA	5-0	W	Mar. 25	FLA	5-3	W
Dec. 20	@MTL	3-4	L*	Mar. 27	TOR	5-3	W
Dec. 22	PIT	3-4	L*	Mar. 28	@MTL	4-3	W**
Dec. 26	@WSH	2-3	L	Apr. 1	@ATL	2-3	L*
Dec. 27	NYI	4-3	W**	Apr. 3	@WSH	5-4	W*
Dec. 30	WSH	2-4	L	Apr. 4	DET	2-3	L
Jan. 1	@TOR	4-1	W	Apr. 6	NJ	1-4	L
Jan. 3	@BOS	4-2	W	Apr. 8	@TOR	3-1	W
Jan. 6	OTT	4-2	W	Apr. 9	@CAR	5-1	W
Jan. 9	NYR	2-1	W**	Apr. 11	BOS	6-1	W

2009-2010 Regular Season Scores



RECORD: 45-27-10 1st Place - Northeast Division

Oct. 3	MTL	1-2	L*	Jan. 6	TB	5-3	W
Oct. 8	PHX	2-1	W	Jan. 8	TOR	3-2	W
Oct. 10	@NSH	1-0	W	Jan. 9	COL	3-4	L**
Oct. 13	DET	6-2	W	Jan. 14	@ATL	2-1	W*
Oct. 16	NYI	6-3	W	Jan. 16	@NYR	2-3	L**
Oct. 17	ATL	2-4	L	Jan. 18	@PHX	7-2	W
Oct. 21	@FLA	5-2	W	Jan. 19	@ANA	4-5	L
Oct. 24	@TB	3-2	W**	Jan. 21	@LA	3-4	L**
Oct. 28	@NJ	4-1	W	Jan. 23	@SJ	2-5	L
Oct. 30	TOR	3-2	W*	Jan. 25	@VAN	2-3	L
Oct. 31	@NYI	0-5	L	Jan. 27	NJ	2-1	W**
Nov. 4	NYI	3-0	W	Jan. 29	BOS	2-1	W
Nov. 6	PHI	2-5	L	Feb. 1	@PIT	4-5	L
Nov. 7	@BOS	2-4	L	Feb. 3	OTT	2-4	L
Nov. 11	EDM	3-1	W	Feb. 5	CAR	3-4	L
Nov. 13	CGY	2-1	W**	Feb. 6	@COL	0-4	L
Nov. 14	@PHI	3-2	W	Feb. 9	BOS	2-3	L**
Nov. 18	FLA	2-6	L	Feb. 11	@CAR	3-4	L*
Nov. 20	BOS	1-2	L*	Feb. 13	SJ	3-1	W
Nov. 21	@OTT	3-5	L	Mar. 2	@PIT	2-3	L
Nov. 25	@WSH	0-2	L	Mar. 3	WSH	1-3	L
Nov. 27	@PHI	4-2	W	Mar. 5	PHI	3-2	W*
Nov. 28	CAR	5-1	W	Mar. 7	@NYR	2-1	W*
Nov. 30	@TOR	3-0	W	Mar. 10	DAL	5-3	W
Dec. 3	MTL	6-2	W	Mar. 12	MIN	2-3	L
Dec. 5	NYR	1-2	L	Mar. 13	@DET	2-3	L*
Dec. 7	NJ	0-3	L	Mar. 16	@ATL	3-4	L
Dec. 9	WSH	3-0	W	Mar. 18	@TB	6-2	W
Dec. 11	CHI	2-1	W	Mar. 20	@FLA	3-1	W
Dec. 12	@NYR	3-2	W	Mar. 21	@CAR	5-3	W
Dec. 14	@MTL	4-3	W	Mar. 24	MTL	3-2	W**
Dec. 16	@OTT	0-2	L	Mar. 26	OTT	2-4	L
Dec. 18	TOR	5-2	W	Mar. 27	TB	7-1	W
Dec. 19	PIT	1-2	L**	Mar. 29	@BOS	3-2	W
Dec. 21	@TOR	3-2	W*	Mar. 31	FLA	6-2	W
Dec. 23	@WSH	2-5	L	Apr. 1	@TOR	2-4	L
Dec. 26	OTT	2-3	L**	Apr. 3	@MTL	0-3	L
Dec. 27	@STL	5-3	W*	Apr. 6	NYR	5-2	W
Dec. 29	PIT	4-3	W	Apr. 8	@BOS	1-3	L
Jan. 1	ATL	4-3	W*	Apr. 10	@OTT	5-2	W
Jan. 3	@MTL	1-0	W	Apr. 11	@NJ	1-2	L

2007-2008 Regular Season Scoring

NO.	PLAYER	GP	G	A	PTS	+/-	PIM	PP	SH	GW	GT	SHOTS	PCT.
9	Derek Roy	78	32	49	81	13	46	6	3	4	0	218	14.7
29	Jason Pominville	82	27	53	80	16	20	2	1	1	0	232	11.6
26	Thomas Vanek	82	36	28	64	-5	64	19	0	9	2	240	15.0
83	8	54	62	8	20	5	0	0	0	0	0	142	5.6
51	Brain Campbell (TOT)	63	5	38	43	-1	12	3	0	0	0	102	4.9
SJ	20	3	16	19	9	8	2	0	0	0	0	40	7.5
55	Jochen Hecht	75	22	27	49	1	38	3	1	3	0	111	6.3
12	Ales Kotalik	79	23	20	43	-5	58	12	0	1	0	207	11.1
19	Tim Connolly	48	7	33	40	4	8	3	1	3	0	111	6.3
21	Drew Stafford	64	16	22	38	3	51	1	0	5	0	103	15.5
28	Paul Gaustad	82	10	26	36	-4	85	5	0	2	1	136	7.4
20	Daniel Paille	77	19	16	35	9	14	4	0	3	2	110	17.3
6	Jaroslav Spacek	60	9	23	32	9	14	4	0	3	2	95	9.5
56	Steve Bernier (TOT)	76	16	16	32	-1	64	4	0	0	0	131	12.2
SJ	17	3	6	9	1	2	0	0	0	0	0	35	8.6
61	Maxim Afinogenov	59	13	10	23	-2	62	4	0	0	0	96	13.5
5	Toni Lydman	56	10	18	28	-16	42	1	0	1	0	114	8.8
5	Toni Lydman	82	4	22	26	1	74	3	0	0	0	86	4.7
10	Henrik Tallinder	71	1	17	18	5	48	0	0	0	0	70	1.4
22	Adam Mair	72	5	12	17	-2	66	0	0	2	0	62	8.1
41	Clarke MacArthur*	37	8	7	15	3	20	0	0	1	1	51	15.7
38	Nathan Paetsch	59	2	7	9	3	27	0	0	0	0	49	4.1
44	Andrej Sekera*	37	2	6	8	5	16	0	0	1	0	28	7.1
45	Dmitri Kalinin	46	1	7	8	-7	32	1	0	0	0	60	1.7
37	Michael Ryan	46	4	4	8	-1	30	0	0	0	0	60	6.7
4	Nolan Pratt	55	1	6	7	-4	30	0	0	0	0	21	4.8
34	Patrick Kaleta	40	3	2	5	1	41	0	0	0	0	26	11.5
36	Mike Weber*	16	0	3	3	12	14	0	0	0	0	12	0.0
76	Andrew Peters	44	1	1	2	-4	100	0	0	0	0	18	5.6
17	Marc-Andre Gragnani*	2	0	0	0	-2	4	0	0	0	0	1	0.0
3	Michael Funk*	4	0	0	0	-3	0	0	0	0	0	1	0.0
27	Teppo Numminen	1	0	0	0	0	0	0	0	0	0	1	0.0

NO.	GOALTENDER	GP	MIN	AVG.	W	L	T	EN	SO	GA	SA	PCT.
30	Ryan Miller	76	4474	2.64	36	27	10	8	3	197	2104	.906
35	Joelmy Thibault	12	507	3.31	3	4	2	0	2	28	214	.869
TEAM TOTALS		82	4981	2.71								



SABRES ALL-TIME HOME & AWAY RECORDS

YEAR	HOME							AWAY						
	GP	W	L	T/OTL	GF	GA	PTS	GP	W	L	T/OTL	GF	GA	PTS
1970-71	39	16	13	10	119	123	42	39	8	26	5	98	168	21
1971-72	39	11	19	9	110	127	31	39	5	24	10	93	162	20
1972-73	39	30	6	3	162	80	63	39	7	21	11	95	139	25
1973-74	39	23	10	6	142	99	52	39	9	24	6	100	151	24
1974-75	40	28	6	6	199	113	62	40	21	10	9	155	127	51
1975-76	40	28	7	5	197	106	61	40	18	14	8	142	134	44
1976-77	40	27	8	5	165	101	59	40	21	16	3	136	119	45
1977-78	40	25	7	8	142	86	58	40	19	12	9	146	129	47
1978-79	40	19	13	8	150	130	46	40	17	15	8	130	133	42
1979-80	40	27	5	8	180	95	62	40	20	12	8	138	106	48
1980-81	40	21	7	12	177	111	54	40	18	13	9	150	139	45
1981-82	40	23	8	9	179	128	55	40	16	18	6	128	145	38
1982-83	40	25	7	8	189	124	58	40	13	22	5	129	161	31
1983-84	40	25	9	6	168	119	56	40	23	16	1	147	138	47
1984-85	40	23	10	7	164	116	53	40	15	18	7	126	121	37
1985-86	40	23	16	1	169	147	47	40	14	21	5	127	144	33
1986-87	40	18	18	4	153	144	40	40	10	26	4	127	164	24
1987-88	40	19	14	7	144	138	45	40	18	18	4	139	167	40
1988-89	40	25	12	3	167	141	53	40	13	23	4	124	158	30
1989-90	40	27	11	2	160	121	56	40	18	16	6	126	127	42
1990-91	40	15	13	12	157	129	42	40	16	17	7	135	149	39
1991-92	40	22	13	5	158	133	49	40	9	24	7	131	166	25
1992-93	42	25	15	2	190	145	52	42	13	21	8	145	152	34
1993-94	42	22	17	3	140	107	47	42	21	15	6	142	111	48
1994-95	24	15	8	1	80	58	31	24	7	11	6	50	61	20
1995-96	41	19	17	5	125	111	43	41	14	25	2	122	151	30
1996-97	41	24	11	6	139	107	54	41	16	19	6	98	101	38
1997-98	41	20	13	8	113	82	48	41	16	16	9	98	105	41
1998-99	41	23	12	6	117	88	52	41	14	16	11	90	87	39
1999-00	41	21	15	5	112	98	*48	41	14	21	6	101	106	*37
2000-01	41	26	12	3	120	89	55	41	20	19	2	98	95	**43
2001-02	41	20	16	5	111	93	45	41	15	20	6	102	107	*37
2002-03	41	18	18	5	112	106	##43	41	9	27	5	78	113	@29
2003-04	41	21	16	4	126	108	#49	41	16	22	3	94	113	**36
2005-06	41	27	11	3	152	111	#57	41	25	13	3	129	128	#53
2006-07	41	28	10	3	166	124	59	41	25	12	4	142	118	54
2007-08	41	20	15	6	140	123	46	41	19	16	6	115	119	44
2008-09	41	23	15	3	128	112	49	41	18	17	6	122	122	42
2009-10	41	25	10	6	125	96	56	41	20	17	4	110	111	44
TOTALS	1558	877	463	218	5747	4369	1978	1558	610	713	235	4658	5047	1467

Notes: * Includes four points for regulation tie (losses in overtime)
 ** Includes one point for regulation tie (loss in overtime)

Includes two points for regulation tie (loss in overtime)
 # Includes three points for regulation tie (loss in overtime)

@ Includes six points for regulation tie (loss in overtime)

**SABRES ALL-TIME RECORD vs. NHL**

Team	GP	W	L	OTL/T	GF	GA	PTS.
Anaheim	23	12	8	3	67	52	27
Atlanta	40	17	14	9	144	123	43
Boston	251	108	106	37	814	811	253
Calgary	95	47	32	16	343	295	110
Carolina	175	92	60	23	616	508	207
Chicago	108	53	42	13	346	309	119
Colorado	131	59	50	22	456	444	140
Columbus	10	2	7	1	20	30	5
Dallas	110	53	40	17	360	323	123
Detroit	113	53	45	15	400	374	121
Edmonton	63	19	34	10	201	237	48
Florida	64	38	22	4	189	147	80
Los Angeles	111	53	39	19	424	355	125
Minnesota	10	5	5	0	24	25	10
Montreal	241	108	97	36	727	752	252
Nashville	13	6	6	1	34	34	13
New Jersey	128	65	42	21	435	374	151
N.Y. Islanders	142	70	51	21	437	394	161
N.Y. Rangers	154	74	51	29	518	478	177
Ottawa	100	48	38	14	285	263	110
Philadelphia	150	59	69	22	446	472	140
Phoenix	66	38	20	8	238	179	84
Pittsburgh	162	60	61	41	548	521	161
St. Louis	106	45	46	15	339	357	105
San Jose	26	14	6	5	103	80	35
Tampa Bay	66	44	17	5	221	165	93
Toronto	172	96	54	22	635	475	214
Vancouver	108	44	45	19	360	357	107
Washington	132	79	38	15	484	343	173
Defunct Clubs	46	25	13	8	191	139	58



HOME (Most to Least Recent)

Team	1	2	3	4	5	6	7	8	9	10	Record
Anaheim Ducks	L	W	W	W	T	T	L	W	T	L	4-3-3
Atlanta Thrashers	W	L	O	O	W	W	W	O	L	W	5-2-3
Boston Bruins	O	W	O	W	W	W	W	O	L	W	6-1-3
Calgary Flames	W	W	W	W	W	W	W	T	L	W	8-1-1
Carolina Hurricanes	L	W	L	W	W	W	W	W	L	L	6-4-0
Chicago Blackhawks	W	W	T	L	W	W	W	L	W	L	6-3-1
Colorado Avalanche	O	L	W	L	W	L	T	W	W	W	5-3-2
Columbus Blue Jackets	L	L	W	W	L	L	--	--	--	--	2-4-0
Dallas Stars	W	W	W	W	T	W	L	W	W	L	7-2-1
Detroit Red Wings	W	L	L	L	W	L	T	L	L	W	3-6-1
Edmonton Oilers	W	W	L	L	T	L	T	L	W	T	3-4-3
Florida Panthers	W	L	W	W	W	L	W	W	W	L	7-3-0
Los Angeles Kings	W	W	W	W	W	W	W	W	W	T	8-1-1
Minnesota Wild	L	L	L	L	W	--	--	--	--	--	1-4-0
Montreal Canadiens	W	W	O	W	W	W	O	L	W	W	7-1-2
Nashville Predators	L	W	L	T	L	L	--	--	--	--	1-4-1
New Jersey Devils	W	L	L	L	W	O	W	L	L	W	4-5-1
New York Islanders	W	W	W	L	W	L	W	W	W	W	8-2-0
New York Rangers	W	L	W	W	O	L	W	W	O	W	6-2-2
Ottawa Senators	L	L	O	L	W	L	L	L	L	W	2-7-1
Philadelphia Flyers	W	L	L	L	O	W	W	W	L	W	5-4-1
Phoenix Coyotes	W	W	O	L	L	L	L	T	T	T	2-4-4
Pittsburgh Penguins	W	O	O	W	L	L	O	L	W	W	5-2-3
St. Louis Blues	W	L	L	L	L	L	L	T	T	W	2-6-2
San Jose Sharks	W	W	L	W	W	W	W	W	W	W	9-1-0
Tampa Bay Lightning	W	W	W	L	W	W	L	W	W	W	8-2-0
Toronto Maple Leafs	W	W	W	W	W	L	L	W	L	W	7-3-0
Vancouver Canucks	W	W	L	W	W	L	W	L	L	W	6-4-0
Washington Capitals	L	W	L	W	L	W	W	W	W	L	6-4-0

AWAY (Most to Least Recent)

Team	1	2	3	4	5	6	7	8	9	10	Record
Anaheim Ducks	L	L	L	W	W	W	W	W	W	L	6-4-0
Atlanta Thrashers	L	W	O	O	O	L	O	W	L	W	3-3-4
Boston Bruins	L	W	L	W	L	L	W	W	L	O	4-5-1
Calgary Flames	L	L	W	L	L	W	T	W	L	L	3-6-1
Carolina Hurricanes	W	O	W	O	O	L	W	W	W	O	5-1-4
Chicago Blackhawks	L	W	W	L	W	W	L	L	L	L	4-6-0
Colorado Avalanche	O	W	W	L	W	W	W	L	T	L	5-3-2
Columbus Blue Jackets	L	L	L	T	--	--	--	--	T	L	0-3-1
Dallas Stars	W	W	L	L	L	W	L	L	L	L	3-7-0
Detroit Red Wings	O	L	W	L	L	T	L	L	L	L	1-7-2
Edmonton Oilers	W	W	L	T	L	L	W	L	L	W	4-5-1
Florida Panthers	W	W	W	L	W	W	W	L	L	L	6-4-0
Los Angeles Kings	O	L	W	L	L	L	L	T	L	W	2-6-2
Minnesota Wild	W	W	L	W	W	--	--	--	--	--	4-1-0
Montreal Canadiens	L	W	W	W	O	L	L	W	L	L	4-5-1
Nashville Predators	W	W	L	L	W	W	W	--	--	--	5-2-0
New Jersey Devils	L	W	W	W	O	O	L	W	L	L	4-4-2
New York Islanders	O	L	L	W	W	L	L	W	W	W	5-4-1
New York Rangers	W	W	L	W	L	L	W	W	O	W	6-3-1
Ottawa Senators	W	L	L	L	L	O	W	W	O	L	3-5-2
Philadelphia Flyers	W	W	L	L	W	W	L	W	W	W	7-3-0
Phoenix Coyotes	W	W	L	W	W	L	L	L	W	L	5-5-0
Pittsburgh Penguins	L	L	W	L	L	L	W	O	W	W	4-5-1
St. Louis Blues	W	O	T	L	L	T	W	W	W	L	4-3-3
San Jose Sharks	L	W	T	L	T	T	L	T	L	T	1-4-5
Tampa Bay Lightning	W	W	L	W	W	W	W	W	W	W	9-1-0
Toronto Maple Leafs	L	W	W	W	W	W	W	W	W	L	8-2-0
Vancouver Canucks	L	L	L	T	L	L	W	W	W	L	3-6-1
Washington Capitals	L	L	W	L	W	W	W	L	W	W	6-4-0



OVERALL (Most to Least Recent)

Team	1	2	3	4	5	6	7	8	9	10	Record
Anaheim Ducks	L	L	L	L	W	W	W	W	W	W	6-4-0
Atlanta Thrashers	L	W	W	L	O	O	O	O	O	W	3-2-5
Boston Bruins	L	W	O	W	O	L	W	W	W	L	5-3-2
Calgary Flames	W	L	W	L	W	L	L	W	W	W	6-4-0
Carolina Hurricanes	W	O	L	W	W	O	L	W	W	O	5-2-3
Chicago Blackhawks	W	L	W	W	W	T	L	L	W	W	6-3-1
Colorado Avalanche	O	O	L	W	W	W	L	L	W	W	5-3-2
Columbus Blue Jackets	L	L	L	L	W	W	L	T	L	L	2-7-1
Dallas Stars	W	W	W	W	W	L	W	L	L	T	6-3-1
Detroit Red Wings	O	W	L	L	L	W	L	L	W	L	3-6-1
Edmonton Oilers	W	W	W	W	L	T	L	L	L	T	4-4-2
Florida Panthers	W	W	L	W	W	W	W	L	W	W	8-2-0
Los Angeles Kings	O	W	L	W	W	W	L	L	L	W	5-4-1
Minnesota Wild	L	W	L	W	L	L	W	L	W	W	5-5-0
Montreal Canadiens	L	W	W	W	W	O	W	W	W	O	7-1-2
Nashville Predators	W	L	W	W	L	L	L	T	W	W	5-4-1
New Jersey Devils	L	W	L	W	L	L	W	W	W	O	5-4-1
New York Islanders	O	W	L	W	L	W	L	W	W	W	6-3-1
New York Rangers	W	W	W	L	L	W	W	W	O	L	6-3-1
Ottawa Senators	W	L	L	O	L	L	L	L	L	O	1-7-2
Philadelphia Flyers	W	W	W	L	L	L	L	L	W	O	4-5-1
Phoenix Coyotes	W	W	W	W	L	O	L	W	L	W	6-3-1
Pittsburgh Penguins	L	L	W	O	O	W	W	L	L	L	3-5-2
St. Louis Blues	W	W	L	O	L	L	T	L	L	L	2-6-2
San Jose Sharks	W	L	W	W	L	W	T	W	L	W	6-3-1
Tampa Bay Lightning	W	W	W	W	L	W	W	L	W	W	8-2-0
Toronto Maple Leafs	L	W	W	W	W	W	W	W	W	W	9-1-0
Vancouver Canucks	L	W	W	L	L	L	T	W	W	L	4-5-1
Washington Capitals	L	L	W	L	W	L	L	W	L	W	4-6-0



RECORD BY DAY OF THE WEEK

2001-2002 Season

Date	No.	Record	Pts
Sunday	9	6-2-1	13
Monday	6	2-4-0	4
Tuesday	14	4-5-5	13
Wednesday	10	5-3-2	12
Thursday	9	3-6-0	6
Friday	16	8-7-1	17
Saturday	18	7-9-2	16

2002-2003 Season

Date	No.	Record	Pts
Sunday	5	1-2-2	4
Monday	7	1-5-1	3
Tuesday	15	3-9-3	9
Wednesday	9	5-3-1	11
Thursday	9	2-5-2	6
Friday	14	7-5-2	16
Saturday	23	8-15-0	16

2003-2004 Season

Date	No.	Record	Pts
Sunday	3	2-1-0	4
Monday	9	4-5-0	8
Tuesday	8	3-4-1	7
Wednesday	16	8-5-3	19
Thursday	10	3-7-0	6
Friday	15	11-4-0	22
Saturday	21	6-12-3	15

2005-2006 Season

Date	No.	Record	Pts
Sunday	7	5-1-1	11
Monday	6	4-1-1	9
Tuesday	10	9-0-1	19
Wednesday	11	6-5-0	12
Thursday	16	10-3-3	23
Friday	12	7-5-0	14
Saturday	20	11-9-0	22

2006-2007 Season

Date	No.	Record	Pts
Sunday	4	2-1-1	5
Monday	5	4-1-0	8
Tuesday	11	9-1-1	19
Wednesday	10	7-3-0	14
Thursday	12	10-2-0	20
Friday	15	11-3-1	23
Saturday	25	10-12-1	21

2007-2008 Season

Date	No.	Record	Pts
Sunday	5	2-3-0	4
Monday	7	2-3-2	6
Tuesday	8	5-1-2	12
Wednesday	17	10-7-0	20
Thursday	9	4-3-2	10
Friday	18	7-7-4	18
Saturday	18	9-7-2	20

2008-2009 Season

Date	No.	Record	Pts
Sunday	1	0-1-0	0
Monday	9	4-4-1	9
Tuesday	8	4-4-0	8
Wednesday	14	8-5-1	17
Thursday	9	5-3-1	11
Friday	16	10-5-1	21
Saturday	24	10-9-5	25

2009-2010 Season

Date	No.	Record	Pts
Sunday	5	4-1-0	8
Monday	8	5-3-0	10
Tuesday	7	3-3-1	7
Wednesday	16	10-6-0	20
Thursday	8	4-2-2	10
Friday	15	10-4-1	21
Saturday	23	9-8-6	24

RECORD BY MONTH

2001-2002 Season

Date	No.	Record	Pts
October	13	5-7-1	11
November	14	6-7-1	13
December	13	4-7-2	10
January	13	7-5-1	15
February	5	1-2-2	4
March	17	8-7-2	18
April	7	4-1-2	10

2002-2003 Season

Date	No.	Record	Pts
October	10	3-5-2	8
November	13	1-10-2	4
December	14	4-9-1	9
January	13	7-4-2	16
February	13	4-8-1	9
March	16	7-8-1	15
April	3	1-1-1	3

2003-2004 Season

Date	No.	Record	Pts
October	11	6-5-0	12
November	14	5-7-2	12
December	13	4-8-1	9
January	16	8-6-2	18
February	11	5-5-1	11
March	15	9-5-1	19
April	2	0-2-0	0

2005-2006 Season

Date	No.	Record	Pts
October	11	7-4-0	14
November	14	8-5-1	17
December	14	11-2-1	23
January	11	6-4-1	13
February	6	4-0-2	10
March	17	9-7-1	19
April	9	7-2-0	14

2006-2007 Season

Date	No.	Record	Pts
October	11	10-0-1	21
November	13	9-3-1	19
December	14	9-4-1	19
January	14	6-7-1	13
February	11	8-2-1	17
March	15	8-5-2	18
April	4	3-1-0	6

2007-2008 Season

Date	No.	Record	Pts
October	10	5-5-0	10
November	13	6-6-1	13
December	14	8-5-1	17
January	13	4-5-4	12
February	15	8-4-3	19
March	14	6-5-3	15
April	3	2-1-0	4

2008-2009 Season

Date	No.	Record	Pts
October	10	6-2-2	14
November	13	5-7-1	11
December	14	6-6-2	14
January	13	9-4-0	18
February	13	5-6-2	12
March	12	6-5-1	13
April	7	4-2-1	9

2009-2010 Season

Date	No.	Record	Pts
October	11	8-2-1	17
November	13	7-5-1	15
December	15	9-4-2	20
January	14	8-3-3	19
February	7	1-4-2	4
March	16	10-5-1	21
April	6	2-4-0	4

BEST AND WORST BY MONTH

Month	Best Year
October	10-0-1, 21 pts. (2006)
November	12-1-3, 27 pts (1974)
December	11-2-1, 23 pts. (2005)
January	11-0-2, 24 pts. (1984)
February	10-4-0, 20 pts. (1977)
March	9-2-2, 20 pts. (1978)
April	10-3-4, 24 pts. (1979)
May	6-7-2, 14 pts. (1995)*
	7-2-0, 14 pts. (2006)
	2-0-0, 4 pts. (1995)*

Month	Worst Year
October	1-7-2, 4 pts. (1986)
November	1-10-2, 4 pts. (2002)
December	3-8-2, 8 pts. (1970)
January	2-7-3, 7 pts. (1972), 3-2-1, 7 pts. (1995)*
February	4-10-1, 9 pts. (1971), 3-6-3, 9pts. (1972)
March	1-4-2, 4 pts. (2010)**
April	2-11-1, 5 pts. (1996)
May	0-1-0, 0 pts. (1983)
	0-7-0, 0 pts. (1993)
	0-2-0, 0 pts. (2004)
	2-0-4, 4 pts. (1995)*

Notes: * Shortened season (48 games)
 ** Schedule affected by 2010 Olympics



LONGEST WINNING STREAKS

Game	Dates
10	10/04/06 to 10/26/06
10	1/04/84 to 1/23/84
9	12/11/76 to 12/29/76
9	11/24/79 to 12/13/79

Notes: Sabres won 15 straight over two seasons -- 4-8-06 to 10-26-06

LONGEST LOSING STREAKS

Game	Dates
8	1/25/03 to 2/13/03
7	12/04/03 to 12/19/03
7	12/20/02 to 12/31/02
7	11/03/02 to 11/19/02

LONGEST UNBEATEN STREAKS

Game	Dates
14	3/06/80 to 4/06/80
13	1/04/84 to 1/29/84
13	1/21/98 to 3/02/98

WINNING STREAKS

Game	Dates
5	4/8/06 to 4/18/06
6	12/27/09 to 1/8/10
7	12/4/06 to 12/19/06
8	3/3/06 to 3/16/06
9	11/24/79 to 12/13/79
10	10/04/06 to 10/26/06

LOSING STREAKS

Game	Dates
5	11/14/08 to 11/22/08
6	3/18/06 to 3/27/06
7	12/04/03 to 12/19/03

Notes: Last three consecutive OTL (3/11/04 to 3/15/04)

UNBEATEN STREAKS

Game	Dates
6	2/1/10 to 2/11/10
7	1/23/92 to 2/04/92
8	11/29/98 to 12/18/98
9	10/27/98 to 11/20/98
10	12/23/84 to 1/12/85
11	12/15/77 to 1/11/78
12	1/29/97 to 2/23/97
13	1/21/98 to 3/02/98
14	3/06/80 to 4/06/80

LONGEST WINLESS STREAKS

Game	Dates
12	11/23/91 to 12/20/91
12	10/25/02 to 11/19/02
10	11/07/71 to 12/01/71

MOST CONSECUTIVE TIES

Game	Dates
4	12/22/77 to 1/01/78
4	1/09/81 to 1/16/81
4	2/26/82 to 3/06/82
4	12/09/84 to 12/16/84

The Last Streak

WINLESS STREAKS

Game	Dates
6	3/22/97 to 4/02/97
7	10/02/99 to 10/20/99
8	12/04/03 to 12/23/03
9	None
10	12/26/07 to 1/16/08
11	None
12	11/23/91 to 12/20/91

CONSECUTIVE TIES

Game	Dates
4	12/9/84 to 12/16/84



SABRES SEASON OPENERS

OPENER			HOME			AWAY		
Score	Opp	Date	Score	Opp	Date	Score	Opp	Date
2-1	at Pit.	10-10-70	0-3	vs. Mtl.	10-15-70	2-1	at Pit.	10-10-70
2-1	vs. Pit.	10-10-71	2-1	vs. Pit.	10-10-71	1-4	at StL.	10-12-71
5-3	vs. Atl.	10-8-72	5-3	vs. Atl.	10-8-72	1-1	at Atl.	10-14-72
4-7	at Tor.	10-10-73	3-1	vs. Van.	10-14-73	4-7	at Tor.	10-10-73
9-5	vs. Bos.	10-10-74	9-5	vs. Bos.	10-10-74	1-6	at Phi.	10-12-74
4-0	vs. Det.	10-9-75	4-0	vs. Det.	10-9-75	5-3	at StL.	10-18-75
0-4	at Det.	10-9-76	3-1	vs. Mtl.	10-10-76	0-4	at Det.	10-9-76
3-2	vs. NYI	10-13-77	3-2	vs. NYI	10-13-77	5-2	at Tor.	10-15-77
2-2	vs. NYI	10-12-78	2-2	vs. NYI	10-12-78	5-2	at Min.	10-14-78
6-3	vs. Wsh.	10-11-79	6-3	vs. Wsh.	10-11-79	5-2	at NYI	10-13-79
3-4	at Chi.	10-9-80	3-3	vs. Hfd.	10-12-80	3-4	at Chi.	10-9-80
5-3	vs. Wsh.	10-7-81	5-3	vs. Wsh.	10-7-81	0-9	at Mtl.	10-10-81
4-6	vs. Que.	10-6-82	4-6	vs. Que.	10-6-82	4-6	at Que.	10-9-82
5-3	vs. Hfd.	10-5-83	5-3	vs. Hfd.	10-5-83	2-9	at Que.	10-8-83
4-3	vs. Mtl.	10-11-84	4-3	vs. Mtl.	10-11-84	3-4	at Tor.	10-13-84
4-5	vs. Hfd.	10-10-85	4-5	vs. Hfd.	10-10-85	6-2	at Min.	10-12-85
2-3	at Wpg.	10-9-86	2-4	vs. Cgy.	10-12-86	2-3	at Wpg.	10-9-86
2-2	vs. Min.	10-8-87	2-2	vs. Min.	10-8-87	3-6	at Mtl.	10-10-87
3-2	vs. Mtl.	10-6-88	3-2	vs. Mtl.	10-6-88	2-6	at Wsh.	10-8-88
4-3	vs. Que.	10-5-89	4-3	vs. Que.	10-5-89	1-5	at Mtl.	10-7-89
3-3	vs. Mtl.	10-4-90	3-3	vs. Mtl.	10-4-90	5-6	at Mtl.	10-6-90
4-5	vs. Pit.	10-4-91	4-5	vs. Pit.	10-4-91	1-3	at Wsh.	10-5-91
4-5	vs. Que.	10-8-92	4-5	vs. Que.	10-8-92	5-2	at Hfd.	10-10-92
5-3	at Bos.	10-7-93	2-3	vs. Hfd.	10-10-93	5-3	at Bos.	10-7-93
2-1	at NYR	1-20-95	2-1	vs. NJ.	1-25-95	2-1	at NYR	1-20-95
3-1	at Ott.	10-7-95	1-4	vs. Ana.	10-13-95	3-1	at Ott.	10-7-95
3-4	at Edm.	10-4-96	1-6	vs. Det.	10-12-96	3-4	at Edm.	10-4-96
3-1	at StL.	10-1-97	2-4	vs. Dal.	10-7-97	3-1	at StL.	10-1-97
1-4	at Dal.	10-10-98	2-2	vs. Fla.	10-16-98	1-4	at Dal.	10-10-98
0-2	at Det	10-2-99	2-3	vs. Wsh.	10-8-99	0-2	at Det	10-2-99
4-2	vs. Chi.	10-5-00	4-2	vs. Chi.	10-5-00	2-3	at Edm.	10-13-00
1-2	vs. Atl.	10-4-01	1-2	vs. Atl.	10-4-01	4-5**	at NYR	10-7-01
5-1	vs. NYI	10-10-02	5-1	vs. NYI	10-10-02	6-1	at Mtl.	10-12-02
0-2	at Phil.	10-9-03	0-6	vs. NYI	10-11-03	0-2	at Phil.	10-9-03
6-4	vs. NYI	10-5-05	6-4	vs. NYI	10-5-05	0-5	at Ott.	10-8-05
3-2*	at Car.	10-4-06	5-4*	vs. Mtl.	10-6-06	3-2*	at Car.	10-4-06
4-6	vs. NYI	10-5-07	4-6	vs. NYI	10-5-07	2-3	at NYI	10-6-07
2-1*	vs. Mtl.	10-10-08	2-1*	vs. Mtl.	10-10-08	7-1	at NYI	10-13-08
1-2**	vs. Mtl.	10-3-09	1-2**	vs. Mtl.	10-3-09	1-0	at Nash.	10-10-09

Notes: The Sabres are 21-14-4 in opening games (15-6-4 at home and 6-8-0 on the road). The club is 19-14-6 in home openers and 15-23-1 in road openers.

*Game decided in shootout. **Game decided in OT



SABRES YEAR-BY-YEAR RECORDS

PRESEASON				REGULAR SEASON								PLAYOFFS	
YEAR	W	L	T	GP	W	L	T	GF	GA	PTS	W	L	
1970-71	1	4	4	78	24	39	15	217	291	63	--	--	
1971-72	3	1	5	78	16	43	19	203	289	51	2	--	
1972-73	4	2	2	78	37	27	14	257	219	88	2	4	
1973-74	0	6	2	78	32	34	12	242	250	76	--	--	
1974-75	4	4	0	80	49	16	15	354	240	113	10	7	
1975-76	3	6	0	80	46	21	13	339	240	105	4	5	
1976-77	4	5	1	80	48	24	8	301	220	104	2	4	
1977-78	3	3	4	80	44	19	17	288	215	105	3	5	
1978-79	5	6	0	80	36	28	16	280	263	88	1	2	
1979-80	3	6	2	80	47	17	16	318	201	110	9	5	
1980-81	4	5	2	80	39	20	21	327	250	99	4	4	
1981-82	2	5	3	80	39	26	15	307	273	93	1	3	
1982-83	5	2	4	80	38	29	13	318	285	89	6	4	
1983-84	2	8	0	80	48	25	7	315	257	103	0	3	
1984-85	5	2	2	80	38	28	14	290	237	90	2	3	
1985-86	3	3	2	80	37	37	6	296	291	80	--	--	
1986-87	4	5	0	80	28	44	8	280	308	64	--	--	
1987-88	7	2	0	80	37	32	11	283	305	85	2	4	
1988-89	7	0	1	80	38	35	7	291	299	83	1	4	
1989-90	4	3	2	80	45	27	8	286	248	98	2	4	
1990-91	2	4	2	80	31	30	19	292	278	81	2	4	
1991-92	3	5	1	80	31	37	12	289	299	74	3	4	
1992-93	5	4	0	84	38	36	10	335	297	86	4	4	
1993-94	1	6	0	84	43	32	9	282	218	95	3	4	
1994-95	2	4	1	48	22	19	7	130	119	51	1	4	
1995-96	4	4	0	82	33	42	7	247	262	73	--	--	
1996-97	3	4	1	82	40	30	12	237	208	92	5	7	
1997-98	0	6	2	82	36	29	17	211	187	89	10	5	
1998-99	2	6	0	82	37	28	17	207	175	91	14	7	
1999-00	2	4	1	82	35	36	11	213	204	85	1	4	
2000-01	7	1	0	82	46	31	5	218	184	98	7	6	
2001-02	2	4	0	82	35	36	11	213	200	82	--	--	
2002-03	4	2	1	82	27	45	10	190	219	72	--	--	
2003-04	3	4	1	82	37	34	11	220	221	85	--	--	
2005-06	6	2	0	82	52	24	6	281	239	110	11	7	
2006-07	4	1	0	82	53	22	7	308	242	113	9	7	
2007-08	4	2	0	82	39	31	12	255	242	90	--	--	
2008-09	2	4	1	82	41	32	9	250	234	91	--	--	
2009-10	4	1	1	82	45	27	10	235	207	100	2	4	
TOTALS	133	146	48	3116	1487	1176	453	10405	9416	3445	121	128	



REGULAR SEASON OVERTIME GOALS

Date	Opponent	Scorer	Score	Time
Oct. 26, 1983	@ Detroit	Steve Yzerman	6-5 DET	4:38
Nov. 16, 1983	@ Winnipeg	Mike Ramsey	6-5 BUF	0:17
Feb. 8, 1984	@ Pittsburgh	Dave Andreychuk	6-5 BUF	0:31
Feb. 17, 1984	Minnesota	Dave Andreychuk	5-4 BUF	1:31
Feb. 21, 1984	@ Philadelphia	Phil Housley	5-4 BUF	4:09
Mar. 11, 1984	Hartford	Mike Foligno	4-3 BUF	1:53
Oct. 13, 1984	@ Toronto	Jim Benning	4-3 TOR	2:41
Feb. 15, 1985	Montreal	Mats Naslund	4-3 MTL	2:31
Mar. 24, 1985	Boston	Dave Reid	4-3 BOS	0:56
Nov. 30, 1985	@ Toronto	Steve Thomas	3-2 TOT	0:26
Jan. 17, 1986	Montreal	Gates Orlando	5-4 BUF	1:11
Mar. 11, 1986	@ St. Louis	Charlie Bourgeois	3-2 STL	2:04
Oct. 22, 1986	@ Pittsburgh	Randy Cunneyworth	5-4 PITT	2:30
Nov. 12, 1986	N.Y. Rangers	Walt Poddubny	2-1 NYR	2:01
Dec. 20, 1986	@ Toronto	Steve Thomas	5-4 TOR	4:55
Jan. 8, 1987	@ Minnesota	Brian Bellows	5-4 MIN	1:05
Jan. 18, 1987	Edmonton	Scott Arniel	6-5 BUF	1:49
Feb. 14, 1988	Chicago	Steve Thomas	4-3 CHI	3:48
Oct. 9, 1988	@ Philadelphia	Ron Sutter	4-3 PHIL	2:44
Nov. 13, 1988	Edmonton	Esa Tikkanen	5-4 EDM	3:25
Nov. 25, 1988	Chicago	Phil Housley	5-4 BUF	3:15
Dec. 3, 1988	@ Montreal	Guy Carbonneau	3-2 MTL	4:22
Jan. 4, 1989	Hartford	Brian Lawton	5-4 HFD	3:19
Jan. 21, 1989	@ Boston	Pierre Turgeon	6-5 BUF	3:58
Oct. 27, 1989	Toronto	Pierre Turgeon	6-5 BUF	2:30
Dec. 7, 1989	@ Philadelphia	Ron Sutter	4-3 PHIL	0:24
Dec. 29, 1989	Boston	Craig Janney	4-3 BOS	1:33
Feb. 20, 1990	@ Winnipeg	Mike Hartman	4-3 BUF	2:06
Mar. 14, 1990	Los Angeles	Bob Kudelski	6-5 LA	1:25
Mar. 18, 1990	Winnipeg	Phil Housley	4-3 BUF	2:03
Mar. 31, 1990	@ Pittsburgh	Uwe Krupp	3-2 BUF	1:00
Nov. 23, 1990	Edmonton	Benoit Hogue	3-2 BUF	0:34
Dec. 7, 1990	Hartford	Scott Young	4-3 HFD	0:53
Dec. 18, 1990	@ Hartford	Dave Andreychuk	4-3 BUF	1:07
Feb. 6, 1991	St. Louis	Brett Hull	5-4 STL	4:15
Mar. 20, 1991	Montreal	Dave Andreychuk	3-2 BUF	1:14
Nov. 8, 1991	Philadelphia	Donald Audette	4-3 BUF	1:29
Nov. 29, 1991	N.Y. Rangers	Mark Messier	5-4 NYR	0:43
Jan. 23, 1992	@ Pittsburgh	Donald Audette	5-4 BUF	4:15
Mar. 28, 1992	@ Boston	Steve Heinze	4-3 BOS	3:59
Oct. 16, 1992	Tampa Bay	Bob Sweeney	5-4 BUF	2:30
Nov. 2, 1992	@ N.Y. Rangers	Darren Turcotte	7-6 NYR	0:58
Jan. 3, 1993	St. Louis	Brad May	6-5 BUF	1:20
Jan. 17, 1993	@ Edmonton	Zdeno Ciger	3-2 EDM	0:25
Jan. 19, 1993	@ Calgary	Yuri Khmylev	3-2 BUF	2:07
Jan. 26, 1993	@ Philadelphia	Bob Sweeney	4-3 BUF	2:23
Jan. 31, 1993	Edmonton	Kelly Buchberger	5-4 EDM	0:46
Apr. 13, 1993	Montreal	Brian Bellows	3-2 MTL	3:50



REGULAR SEASON OVERTIME GOALS

Date	Opponent	Scorer	Score	Time
Dec. 2, 1993	@ Florida	Jesse Belanger	2-1 FLA	0:23
Dec. 26, 1993	@ NY Islanders	Benoit Hogue	4-3 NYI	2:28
Jan. 7, 1994	Pittsburgh	Ron Francis	4-3 PITT	4:54
Mar. 30, 1994	Tampa Bay	Brian Bradley	3-2 TB	3:52
Mar. 14, 1995	@ Florida	Yuri Khmylev	2-1 BUF	0:54
Mar. 18, 1995	@ Ottawa	Troy Murray	4-3 OTT	3:42
Dec. 22, 1995	Boston	Ted Donato	3-2 BOS	1:37
Jan. 13, 1996	@ Edmonton	Doug Weight	5-4 EDM	4:48
Jan. 30, 1996	@ NY Islanders	Mathieu Schneider	5-4 NYI	2:19
Feb. 7, 1996	Boston	Derek Plante	2-1 BUF	0:24
Feb. 17, 1996	@ Hartford	Geoff Sanderson	2-1 HFD	1:49
Feb. 28, 1996	@ Ottawa	Derek Plante	3-2 BUF	4:36
Mar. 8, 1996	@ Anaheim	Paul Kariya	3-2 ANA	2:03
Mar. 29, 1996	Philadelphia	Bob Corkum	6-5 PHIL	3:50
Nov. 9, 1996	@ Hartford	Curtis Leschyshyn	4-3 HFD	4:55
Nov. 11, 1996	Florida	Donald Audette	3-2 BUF	4:01
Nov. 23, 1996	@ Boston	Michal Grosek	3-2 BUF	2:39
Dec. 4, 1996	Vancouver	Mike Sillinger	7-6 VAN	3:38
Dec. 11, 1996	@ Montreal	Dixon Ward	3-2 BUF	2:42
Jan. 12, 1997	@ Phoenix	Jason Dawe	3-2 BUF	0:10
Mar. 11, 1997	Philadelphia	Michael Peca	3-2 BUF	0:42
Mar. 26, 1997	NY Islanders	Bryan Berard	3-2 NYI	1:00
Mar. 28, 1997	@ Detroit	Larry Murphy	2-1 DET	3:10
Oct. 31, 1997	@ Carolina	Jason Dawe	3-2 BUF	3:21
Nov. 1, 1997	@ Florida	Dixon Ward	4-3 BUF	1:14
Dec. 12, 1997	Carolina	Matthew Barnaby	3-2 BUF	4:45
Apr. 15, 1998	@ New Jersey	Scott Stevens	5-4 NJ	4:38
Dec. 30, 1998	@ Ottawa	Andreas Dackell	3-2 OTT	2:24
Jan. 6, 1999	@ Anaheim	Michael Peca	3-2 BUF	0:29
Feb. 17, 1999	Toronto	Mats Sundin	3-2 TOR	4:04
Mar. 19, 1999	@ NY Rangers	Miroslav Satan	3-2 BUF	1:18
Mar. 28, 1999	Pittsburgh	Dixon Ward	4-3 BUF	2:27
Apr. 17, 1999	@ Boston	Hal Gill	2-1 BOS	4:46
Oct. 29, 1999	Florida	Geoff Sanderson	3-2 BUF	4:54
Nov. 4, 1999	@ Chicago	Curtis Brown	5-4 BUF	1:14
Nov. 28, 1999	@ Tampa Bay	Michal Grosek	3-2 BUF	2:26
Dec. 8, 1999	@ Toronto	Steve Thomas	3-2 TOR	1:05
Feb. 10, 2000	@ Nashville	Jason Woolley	2-1 BUF	4:08
Feb. 12, 2000	@ Philadelphia	John LeClair	3-2 PHIL	2:28
Mar. 8, 2000	Boston	Stu Barnes	2-1 BUF	1:54
Mar. 15, 2000	@ San Jose	Jeff Friesen	6-5 SJ	2:56
Apr. 7, 2000	Pittsburgh	Jaromir Jagr	2-1 PITT	0:13
Oct. 21, 2000	@ Detroit	Brendan Shanahan	5-4 DET	4:28
Nov. 13, 2000	Calgary	J.P. Dumont	3-2 BUF	1:29
Feb. 7, 2001	NY Islanders	Maxim Afinogenov	2-1 BUF	0:42
Feb. 10, 2001	@ Ottawa	Maxim Afinogenov	2-1 BUF	1:52
Mar. 3, 2001	@ Colorado	Stu Barnes	3-2 BUF	2:08



REGULAR SEASON OVERTIME GOALS

Date	Opponent	Scorer	Score	Time
Oct. 7, 2001	@ NY Rangers	Brian Leetch	4-5 NYR	2:45
Dec. 14, 2001	Carolina	Stu Barnes	3-2 BUF	0:50
Jan. 27, 2002	@ Washington	Stu Barnes	3-2 BUF	1:30
Feb. 8, 2002	Ottawa	Jason Woolley	3-2 BUF	4:21
Mar. 24, 2002	@ Ottawa	Erik Rasmussen	3-2 BUF	1:27
Nov. 19, 2002	@ New Jersey	Scott Niedermayer	3-4 NJ	1:23
Dec. 31, 2002	vs. NY Islanders	Jason Blake	0-1 NYI	1:36
Jan. 4, 2003	@ Ottawa	Ales Kotalik	2-1 BUF	4:19
Jan. 25, 2003	@ Ottawa	Daniel Alfredsson	3-4 OTT	2:22
Jan. 30, 2003	@ St. Louis	Keith Tkachuk	1-2 STL	3:26
Feb. 17, 2003	@ Atlanta	Patrik Stefan	3-4 ATL	3:54
Feb. 19, 2003	vs. Montreal	Miroslav Satan	2-1 BUF	3:49
Mar. 1, 2003	@ NY Islanders	Jason Blake	2-1 NYI	2:42
Mar. 12, 2003	vs. Carolina	Craig Adams	2-3 CAR	3:41
Mar. 22, 2003	@ Toronto	Bryan McCabe	2-3 TOR	0:36
Mar. 24, 2003	vs. Colorado	Jochen Hecht	4-3 BUF	4:15
Nov. 14, 2003	vs. Pittsburgh	Aleksey Morozov	2-1 PIT	3:09
Feb. 20, 2004	vs. Tampa Bay	Daniel Briere	4-3 BUF	3:01
Mar. 11, 2004	vs. Boston	Mike Knuble	3-2 BOS	1:15
Mar. 13, 2004	@ Boston	Mike Knuble	3-2 BOS	4:54
Mar. 15, 2004	vs. Toronto	Tomas Kaberle	6-5 TOR	3:45
Mar. 17, 2004	@ Atlanta	Derek Roy	4-3 BUF	0:15
Oct. 10, 2005	vs. Pittsburgh	Jochen Hecht	3-2 BUF	4:39
Dec. 1, 2005	@ Montreal	Brian Campbell	3-2 BUF	2:15
Dec. 8, 2005	vs. Anaheim	Maxim Afinogenov	3-2 BUF	2:11
Dec. 16, 2005	@ Pittsburgh	Chris Drury	4-3 BUF	1:32
Feb. 7, 2006	@ Montreal	Maxim Afinogenov	3-2 BUF	0:30
Feb. 9, 2006	vs. Montreal	Alex Kovalev	3-2 MON	0:39
Apr. 5, 2006	vs. Ottawa	Daniel Briere	5-4 BUF	4:13
Nov. 5, 2006	@ NY Rangers	Daniel Briere	4-3 BUF	3:57
Nov. 10, 2006	vs. Florida	Thomas Vanek	5-4 BUF	0:19
Nov. 11, 2006	@ Philadelphia	Daniel Briere	5-4 BUF	0:21
Nov. 24, 2006	vs. Montreal	Sheldon Souray	2-1 MON	4:59
Nov. 26, 2006	@ NY Rangers	Chris Drury	3-2 BUF	1:36
Dec. 23, 2006	@ St. Louis	Bill Guerin	3-2 STL	1:35
Feb. 15, 2007	vs. Edmonton	Daniel Briere	2-1 BUF	1:02
Mar. 18, 2007	@ Atlanta	Keith Tkachuk	4-3 ATL	4:22
Oct. 15, 2007	vs. Toronto	Paul Gaustad	5-4 BUF	4:56
Oct. 27, 2007	@ Tampa Bay	Thomas Vanek	4-3 BUF	4:19
Nov. 1, 2007	@ Boston	Marco Sturm	4-3 BOS	4:07
Nov. 7, 2007	vs. Boston	Clarke MacArthur	2-1 BUF	3:16
Feb. 20, 2008	vs. Tampa Bay	Thomas Vanek	4-3 BUF	2:25
Mar. 8, 2008	@ Carolina	Scott Walker	4-3 CAR	2:50
Mar. 30, 2008	vs. Boston	Andrej Sekera	2-1 BUF	0:39



REGULAR SEASON OVERTIME GOALS

Date	Opponent	Scorer	Score	Time
Oct. 23, 2008	@ Minnesota	Derek Roy	4-3 BUF	0:44
Nov. 7, 2008	vs. Atlanta	Jason Williams	5-4 ATL	0:48
Dec. 20, 2008	@ Montreal	Alex Kovalev	4-3 MTL	4:35
Dec. 22, 2008	vs. Pittsburgh	Sidney Crosby	4-3 PITT	0:43
Apr. 1, 2009	@ Atlanta	Ilya Kovalchuk	3-2 ATL	4:30
Apr. 3, 2009	@ Washington	Jason Pominville	5-4 BUF	1:51
Oct. 3, 2009	vs. Montreal	Brian Gionta	2-1 MTL	2:42
Oct. 30, 2009	vs. Toronto	Tim Connolly	3-2 BUF	1:04
Nov. 20, 2009	vs. Boston	Patrice Bergeron	2-1 BOS	0:47
Dec. 21, 2009	@ Toronto	Derek Roy	3-2 BUF	3:35
Jan. 1, 2010	vs. Atlanta	Derek Roy	4-3 BUF	4:02
Jan. 14, 2010	@ Atlanta	Derek Roy	2-1 BUF	2:27
Feb. 11, 2010	@ Carolina	Sergei Samsonov	4-3 CAR	1:47
Mar. 5, 2010	vs. Philadelphia	Tim Connolly	3-2 BUF	2:31
Mar. 7, 2010	@ NY Rangers	Patrick Kaleta	2-1 BUF	2:22
Mar. 13, 2010	@ Detroit	Brian Rafalski	3-2 DET	0:31

Notes: All-Time Record in Overtime Decisions: 72-76



ALL-TIME SABRES HAT TRICKS

Season	No.	Player	Opponent	Score	Date	Place	Goalie(s)	
1970-71 (6)	1.	Gil Perreault	California	4-2 W	1-29-71	California	Gary Smith	
	2.	Eddie Shack	Los Angeles	5-2 W	2-4-71	Buffalo	Denis DeJordy	
	3.	Gerry Meehan	Detroit	5-6 L	2-20-71	Detroit	Jim Rutherford	
	4.	Steve Atkinson	Minnesota	5-2 W	2-28-71	Buffalo	Lorne Worsley (2) Gilles Gilbert (1)	
	5.	Eddie Shack (2)	Boston	7-5 W	3-21-71	Boston	Ed Johnston	
	6.	Eddie Shack (3)	Pittsburgh	6-4 W	3-31-71	Pittsburgh	Cam Newton	
1971-72 (3)	7.	Rick Martin	Vancouver	4-4 T	10-30-71	Vancouver	George Gardner	
	#8.	Craig Ramsay	Minnesota	3-1 W	12-5-71	Buffalo	Cesare Maniago	
	9.	Rick Martin (2)	California	4-4 T	1-2-72	Buffalo	Gilles Meloche	
1972-73 (4)	*10.	Rick Martin (3)	Atlanta	7-2 W	10-22-72	Buffalo	Phil Myre	
	11.	Rene Robert	Minnesota	6-8 L	12-2-72	Minnesota	Gilles Gilbert	
	12.	Gerry Meehan (2)	Minnesota	6-8 L	12-2-72	Minnesota	Gilles Gilbert	
	13.	Gerry Meehan (3)	Chicago	8-2 W	12-28-72	Buffalo	Gary Smith	
1973-74 (6)	14.	Rick Martin (4)	California	3-2 W	10-31-73	Buffalo	Marv Edwards	
	15.	Rick Dudley	N.Y. Rangers	8-4 W	12-6-73	Buffalo	Ed Giacomini (2) Gilles Villemure (1)	
	16.	Jim Lorentz	Detroit	6-5 W	12-31-73	Detroit	Bill McKenzie	
	17.	Rick Martin (5)	Pittsburgh	6-1 W	1-3-74	Buffalo	Jim Rutherford	
	18.	Rick Martin (6)	Minnesota	5-2 W	3-17-74	Buffalo	Gump Worsley	
	19.	Rick Martin (7)	St. Louis	5-2 W	4-7-74	Buffalo	Wayne Stephenson	
1974-75 (8)	20.	Gil Perreault (2)	Boston	9-5 W	10-10-74	Buffalo	Gilles Gilbert	
	21.	Rene Robert (2)	Montreal	8-6 W	11-13-74	Montreal	Ken Dryden	
	*22.	Rick Martin (8)	Washington	5-3 W	12-3-74	Washington	John Adams	
	23.	Gil Perreault (3)	Washington	9-2 W	12-5-74	Buffalo	John Adams	
	#24.	Don Luce	Washington	4-0 W	12-22-74	Washington	Ron Low	
	25.	Craig Ramsay (2)	Washington	9-4 W	2-21-75	Washington	Ron Low	
	26.	Rick Martin (9)	Toronto	11-3 W	3-16-75	Toronto	Gord McRae (2) Doug Favell (1)	
	27.	Gil Perreault (4)	Toronto	11-3 W	3-16-75	Toronto	Gord McRae (2) Doug Favell (1)	
	1975-76 (14)	28.	Danny Gare	Toronto	8-3 W	10-12-75	Buffalo	Wayne Thomas
		29.	Rick Martin (10)	Washington	5-4 W	10-19-75	Buffalo	Ron Low
#30.		Rick Martin (11)	N.Y. Rangers	9-1 W	10-22-75	Buffalo	John Davidson	
31.		Rick Martin (12)	Minnesota	5-2 W	12-18-75	Buffalo	Pete LoPresti (2) Cesare Maniago (1)	
*32.		Rick Martin (13)	Washington	14-2 W	12-21-75	Buffalo	Ron Low (3) Bernie Wolfe (1)	
33.		Fred Stanfield	Washington	14-2 W	12-21-75	Buffalo	Ron Low (2) Bernie Wolfe (1)	
34.		Rick Martin (14)	Montreal	4-2 W	1-5-76	Montreal	Ken Dryden	
35.		Gil Perreault (5)	Vancouver	8-5 W	1-8-76	Buffalo	Gary Smith	
36.		Danny Gare (2)	California	9-5 W	2-1-76	California	Gary Simmons	
37.		Rick Martin (15)	Chicago	6-3 W	3-4-76	Buffalo	Tony Esposito	
38.		Gil Perreault (6)	Minnesota	8-2 W	3-14-76	Minnesota	Paul Harrison	
39.		Jim Lorentz (2)	Minnesota	8-2 W	3-14-76	Minnesota	Paul Harrison	
40.		Rick Martin (16)	Toronto	4-2 W	3-27-76	Toronto	Wayne Thomas	
41.		Danny Gare (3)	Toronto	5-2 W	4-4-76	Buffalo	Gord McRae	
1976-77 (7)	42.	Rick Martin (17)	Vancouver	4-4 T	11-24-76	Buffalo	Cesare Maniago	
	43.	Rick Martin (18)	N.Y. Rangers	7-2 W	12-16-76	Buffalo	Gilles Gratton	
	#44.	Andre Savard	Cleveland	7-4 W	1-9-77	Buffalo	Gilles Meloche	
	45.	Rene Robert (3)	Minnesota	6-2 W	2-13-77	Buffalo	Pete LoPresti	
	#46.	Rene Robert (4)	Toronto	7-2 W	2-14-77	Buffalo	Wayne Thomas	
	47.	Jim Lorentz (3)	Chicago	6-3 W	3-2-77	Buffalo	Tony Esposito	
	48.	Rene Robert (5)	St. Louis	7-3 W	4-3-77	Buffalo	Ed Staniowski	
1977-78 (7)	49.	Danny Gare (4)	Colorado	7-5 W	10-20-77	Buffalo	Michel Plasse	
	50.	Craig Ramsay (3)	Colorado	7-5 W	10-20-77	Buffalo	Michel Plasse (2) Doug Favell (1)	
	51.	Gil Perreault (7)	St. Louis	7-4 W	11-6-77	Buffalo	Ed Staniowski (2) Empty Net (1)	



ALL-TIME SABRES HAT TRICKS

Season	No.	Player	Opponent	Score	Date	Place	Goalie(s)
1977-78 (7)	52.	Gil Perreault (8)	Washington	7-6W	11-19-77	Washington	Bernie Wolfe
	53.	Gil Perreault (9)	Los Angeles	7-3W	12-15-77	Los Angeles	Rogie Vachon
	54.	Gil Perreault (10)	Cleveland	3-6L	1-12-78	Cleveland	Gary Edwards
	55.	Danny Gare (5)	Cleveland	13-3W	2-25-78	Cleveland	Gilles Meloche (2) Gary Edwards (1)
1978-79 (6)	56.	Rick Martin (19)	St. Louis	7-7T	10-28-78	St. Louis	Doug Grant (1) Phil Myre (2)
	57.	Jerry Korab	Minnesota	9-2W	11-19-78	Buffalo	Gary Edwards (1) Pete LoPresti (2)
	58.	Andre Savard (2)	Minnesota	9-2W	11-19-78	Buffalo	Pete LoPresti
	59.	Rick Martin (20)	Boston	9-2W	3-28-79	Boston	Jim Pettie
	60.	Danny Gare (6)	Boston	9-3W	4-5-79	Boston	Gerry Cheevers (2) Jim Pettie (1)
	61.	Jacques Richard	Colorado	5-5T	4-8-79	Buffalo	Bill Oleschuk
1979-80 (3)	62.	Danny Gare (7)	Winnipeg	6-2W	12-31-79	Buffalo	Lindsay Middlebrook
	63.	Danny Gare (8)	Pittsburgh	9-0W	2-7-80	Buffalo	Greg Millen
	*64.	Rick Martin (21)	St. Louis	9-4W	3-9-80	Buffalo	Ed Staniowski
1980-81 (9)	65.	Danny Gare (9)	Winnipeg	7-4W	10-22-80	Buffalo	Markus Mattsson
	66.	Rick Dudley (2)	Pittsburgh	10-1W	12-7-80	Buffalo	Greg Millen (1) Rob Holland (2)
	67.	Gil Perreault (11)	Quebec	6-5W	1-21-81	Quebec	Michel Plasse
	68.	Andre Savard (3)	Detroit	7-3W	2-6-81	Buffalo	Gilles Gilbert
	69.	Ric Seiling	Washington	6-3W	2-12-81	Buffalo	Dave Parro (2) Empty Net (1)
	70.	Danny Gare (10)	Philadelphia	8-4W	3-8-81	Buffalo	Pete Peeters
	71.	Jim Schoenfeld	Winnipeg	5-2W	3-13-81	Winnipeg	Michel Dion
	72.	Gil Perreault (12)	Toronto	14-4W	3-19-81	Buffalo	Michel Larocque
	73.	Andre Savard (4)	Toronto	14-4W	3-19-81	Buffalo	Michel Larocque (2) Jiri Crha (1)
	74.	Tony McKegney	Toronto	6-2W	10-23-81	Buffalo	Michel Larocque
1981-82 (8)	# 75.	John Van Boxmeer	N.Y. Islanders	6-2W	11-7-81	New York	Billy Smith
	76.	Lindy Ruff	N.Y. Islanders	5-2W	11-29-81	Buffalo	Billy Smith
	77.	Tony McKegney (2)	Colorado	7-1W	12-9-81	Buffalo	Glenn Resch
	78.	Gil Perreault (13)	Detroit	4-2W	12-12-81	Detroit	Bob Sauve
	79.	Yvon Lambert	Toronto	8-2W	1-15-82	Buffalo	Michel Larocque
	80.	Mike Foligno	Colorado	6-2W	2-21-82	Buffalo	Glenn Resch
	81.	Gil Perreault (14)	Edmonton	3-6L	2-24-82	Buffalo	Grant Fuhr
	82.	Gil Perreault (15)	Washington	9-2W	10-16-82	Washington	Dave Parro (1) Pat Riggan (2)
	83.	Phil Housley	Winnipeg	5-2W	1-23-83	Buffalo	Brian Hayward
	# 84.	Paul Cyr	Boston	3-2W	3-3-83	Boston	Pete Peeters
	85.	Hannu Virta	Montreal	6-4W	3-19-83	Montreal	Rick Wamsley
1983-84 (6)	86.	Gilles Hamel	Winnipeg	5-2W	10-23-83	Buffalo	Brian Hayward
	87.	Mike Foligno (2)	Calgary	11-2W	11-13-83	Buffalo	Rejean Lemelin
	88.	Gil Perreault (16)	Calgary	11-2W	11-13-83	Buffalo	Rejean Lemelin
	89.	Real Cloutier	Quebec	8-5W	12-29-83	Buffalo	Brian Ford
	90.	Real Cloutier (2)	Winnipeg	9-4W	1-4-84	Buffalo	Brian Hayward
	91.	John Tucker	Toronto	4-2W	4-1-84	Buffalo	Bruce Dowie
1984-85 (3)	92.	Mike Foligno (3)	Quebec	5-4W	10-19-84	Buffalo	Daniel Bouchard
	93.	Sean McKenna	Boston	3-3T	12-5-84	Buffalo	Pete Peeters
	# 94.	Gil Perreault (17)	Calgary	6-1W	2-9-85	Calgary	Rejean Lemelin (2) Don Edwards (1)
	# 95.	Gil Perreault (18)	Quebec	7-5W	11-22-85	Buffalo	Mario Gosselin (2) Empty Net (1)
1985-86 (4)	*96.	Lindy Ruff (2)	Quebec	6-2W	12-15-85	Buffalo	Clint Malarchuk
	97.	Mike Foligno (4)	N.Y. Islanders	4-3W	12-29-85	Buffalo	Billy Smith
	**98.	Dave Andreychuk	Boston	8-6W	2-6-86	Boston	Pat Riggan (1) Doug Keans (4)
1986-87 (1)	99.	Wilf Paiement	St. Louis	4-3W	2-26-87	Buffalo	Rick Wamsley



ALL-TIME SABRES HAT TRICKS

Season	No.	Player	Opponent	Score	Date	Place	Goalie(s)
1987-88 (6)	100.	Dave Andreychuk (2)	Quebec	6-3 W	12-3-87	Buffalo	Mario Brunetta
	101.	Dave Andreychuk (3)	Montreal	6-5 W	1-6-88	Montreal	Brian Hayward
	102.	Phil Housley (2)	New Jersey	7-3 W	1-22-88	Buffalo	Alain Chevrier
	103.	Dave Andreychuk (4)	N.Y. Islanders	4-6 L	2-6-88	N.Y. Islanders	Billy Smith
	104.	Ray Sheppard	Quebec	5-6 L	2-21-88	Buffalo	Mario Gosselin
105.	Ray Sheppard (2)	Vancouver	7-5 W	3-13-88	Vancouver	Steve Weeks	
1988-89 (3)	106.	Dave Andreychuk (5)	Pittsburgh	8-5 W	10-12-88	Buffalo	Wendell Young
	107.	Adam Creighton	N.Y. Rangers	6-4 W	11-2-88	Buffalo	Bob Froese
	108.	Mike Foligno (5)	Hartford	5-3 W	1-31-89	Hartford	Peter Sidorkiewicz
1989-90 (2)	109.	Pierre Turgeon	New Jersey	6-4 W	12-1-89	Buffalo	Chris Terreri (2) Sean Burke (1)
1990-91 (3)	110.	Dave Andreychuk (6)	Detroit	6-5 W	3-27-90	Detroit	Tim Cheveldae
	111.	Pierre Turgeon (2)	Hartford	5-0 W	10-28-90	Buffalo	Peter Sidorkiewicz
	112.	Dale Hawerchuk	Winnipeg	6-2 W	3-13-91	Winnipeg	Bob Essensa (2) Empty Net (1)
1991-92 (9)	113.	Alexander Mogilny	Washington	5-2 W	3-31-91	Buffalo	Don Beaupre
	114.	Pat LaFontaine	San Jose	7-1 W	11-12-91	San Jose	Arturs Irbe (1) Jeff Hackett (2)
	115.	Dave Andreychuk (7)	Boston	4-7 L	11-23-91	Boston	Matt DelGuidice
	116.	Tony Tanti	Edmonton	4-4 T	12-20-91	Buffalo	Bill Ranford
	# 117.	Alexander Mogilny (2)	N.Y. Islanders	5-2 W	1-3-92	Buffalo	Glenn Healy (2) Steve Weeks (1)
	118.	Pat LaFontaine (2)	Edmonton	8-2 W	1-10-92	Buffalo	Bill Ranford
	119.	Pat LaFontaine (3)	Montreal	4-3 W	1-25-92	Montreal	Patrick Roy
	120.	Dale Hawerchuk (2)	San Jose	7-6 W	2-14-92	Buffalo	Jarmo Myllys
	121.	Pat LaFontaine (4)	New Jersey	5-4 W	3-6-92	Buffalo	Craig Billington
*122.	Dave Andreychuk (8)	Los Angeles	8-2 W	3-19-92	Los Angeles	Kelly Hrudey (3) Steve Weeks (1)	
1992-93 (10)	123.	Alexander Mogilny (3)	Quebec	4-5 L	10-8-92	Buffalo	Ron Hextall
	*124.	Dave Andreychuk (9)	Hartford	8-2 W	11-13-92	Buffalo	Sean Burke (3) Frank Pietrangelo (1)
	125.	Alexander Mogilny (4)	Boston	5-2 W	12-9-92	Buffalo	Andy Moog
	# 126.	Alexander Mogilny (5)	Washington	4-1 W	12-23-92	Buffalo	Don Beaupre
	127.	Alexander Mogilny (6)	N.Y. Rangers	11-6 W	12-31-92	Buffalo	John Vanbiesbrouck (2) Mike Richter (1)
	128.	Yuri Khmylev	N.Y. Rangers	11-6 W	12-31-92	Buffalo	Mike Richter
	129.	Alexander Mogilny (7)	Ottawa	7-2 W	1-2-93	Ottawa	Daniel Berthiaume
	130.	Pat LaFontaine (5)	Calgary	5-3 W	1-10-93	Buffalo	Mike Vernon
	# *131.	Alexander Mogilny (8)	Winnipeg	6-2 W	2-10-93	Winnipeg	Bob Essensa
	*132.	Alexander Mogilny (9)	Detroit	10-7 W	2-24-93	Buffalo	Tim Cheveldae
	133.	Alexander Mogilny (10)	Winnipeg	6-0 W	11-19-93	Buffalo	Bob Essensa (2) Stefan Beauregard (1)
	# 134.	Derek Plante	Tampa Bay	3-0 W	12-1-93	Tampa Bay	Daren Puppa
	1994-95 (1)	135.	Donald Audette	Ottawa	7-0 W	3-30-95	Buffalo
1995-96 (3)	136.	Donald Audette (2)	San Jose	7-2 W	11-8-95	Buffalo	Wade Flaherty
	137.	Jason Dawe	Montreal	7-6 W	1-6-96	Montreal	Jocelyn Thibault
1996-97 (2)	138.	Pat LaFontaine (6)	Florida	6-1 W	2-25-96	Buffalo	John Vanbiesbrouck
	139.	Michal Grosseck	Vancouver	6-7 L	12-4-96	Buffalo	Mike Fountain
1997-98 (2)	140.	Miroslav Satan	N.Y. Rangers	5-1 W	4-4-97	Buffalo	Glenn Healy
	# 141.	Jason Dawe (2)	Edmonton	4-4 T	11-10-97	Buffalo	Curtis Joseph
# 142.	Miroslav Satan (2)	Washington	3-0 W	3-1-98	Washington	Olaf Kolzig (2) Empty Net (1)	
1998-99 (2)	# 143.	Geoff Sanderson	Toronto	6-3 W	10-31-98	Toronto	Felix Potvin
	# 144.	Dixon Ward	N.Y. Rangers	4-2 W	11-25-98	Buffalo	Dan Cloutier
1999-00 (2)	# 145.	Miroslav Satan (3)	Ottawa	7-4 W	1-8-00	Ottawa	Ron Tugnutt
	# 146.	Michael Peca	N.Y. Rangers	3-6 L	2-25-00	Buffalo	Mike Richter
2000-01 (2)	# 147.	J.P. Dumont	Boston	3-0 W	12-12-00	Boston	Peter Skudra (2) Empty Net (1)
	# 148.	Steve Heinze	Vancouver	4-2 W	3-16-01	Buffalo	Bob Essensa



ALL-TIME SABRES HAT TRICKS

Season	No.	Player	Opponent	Score	Date	Place	Goalie(s)
2001-02 (1)	# 149.	J.P. Dumont (2)	Florida	5-3 W	11-12-01	Florida	Roberto Luongo
2002-03 (3)	# 150.	Curtis Brown	Anaheim	4-0 W	12-4-02	Buffalo	Martin Gerber
	151.	Miroslav Satan (4)	NY Rangers	4-1 W	12-6-02	NY Rangers	Dan Blackum
	152.	Taylor Pyatt	Montreal	4-1 W	3-28-03	Buffalo	Mathieu Garon
	153.	Maxim Afinogenov	Washington	7-1 W	12-31-03	Buffalo	Maxime Ouellet
2003-04 (3)	154.	Miroslav Satan (5)	Washington	7-1 W	12-31-03	Buffalo	Maxime Ouellet
	* 155.	Miroslav Satan (6)	Atlanta	7-2 W	2-16-04	Buffalo	Pasi Nurminen (1) Byron Dafeo (3)
	2005-06 (5)	156.	Taylor Pyatt (2)	Washington	8-5 W	11-17-05	Buffalo
157.		Jochen Hecht	Los Angeles	10-1 W	1-14-06	Buffalo	Mathieu Garon (1) Adam Hauser (2)
158.		Jason Pominville	Los Angeles	10-1 W	1-14-06	Buffalo	Adam Hauser
159.		Derek Roy (1)	Toronto	6-2 W	3-3-03	Buffalo	Mikael Tellqvist
160.		Derek Roy (2)	Tampa Bay	8-5 W	3-9-06	Buffalo	Johan Graeme (1) Sean Burke (1) Empty Net (1)
2006-07 (2)		161.	Chris Drury	NY Rangers	7-4 W	10-14-06	Buffalo
	162.	Daniel Briere (1)	Tampa Bay	4-1 W	12-5-06	Tampa Bay	Marc Denis
	163.	Daniel Briere (2)	Boston	7-1 W	1-30-07	Buffalo	Hannu Toivonen (2) Tim Thomas (1)
2007-08 (6)	164.	Derek Roy (3)	Atlanta	10-1 W	1-18-08	Buffalo	Johan Hedberg (2) Kari Lehtonen (1)
	165.	Drew Stafford	Atlanta	10-1 W	1-18-08	Buffalo	Johan Hedberg
	166.	Thomas Vanek (1)	Ottawa	5-1 W	2-12-08	Ottawa	Ray Emery
	#167.	Thomas Vanek (2)	Tampa Bay	4-3 W	2-20-08	Buffalo	Johan Holmqvist
	#168.	Thomas Vanek (3)	Tampa Bay	7-4 W	3-19-08	Buffalo	Karri Ramo
	#169.	Thomas Vanek (4)	Boston	3-0 W	4-5-08	Boston	Tim Thomas Empty Net (1)
2008-09 (2)	170.	Drew Stafford (2)	Edmonton	10-2 W	1-27-09	Edmonton	Dwayne Roloson J. Drouin-Deslauriers (2)
	#171.	Thomas Vanek (5)	Toronto	5-0 W	2-4-09	Buffalo	Justin Pogge
2009-10 (3)	172.	Jason Pominville (2)	Tampa Bay	6-2 W	3-18-10	Tampa Bay	Antero Niitymaki
	173.	Derek Roy (4)	Tampa Bay	7-1 W	3-27-10	Buffalo	Antero Niitymaki (2) Mike Smith (1)
	*174.	Thomas Vanek (6)	Ottawa	5-2 W	4-10-10	Ottawa	Pascal Leclaire

Sabre Hat Trick Leaders:

Rick Martin (21), Gil Perreault (18), Danny Gare (10), Alexander Mogilny (10), Dave Andreychuk (9), Pat LaFontaine (6), Miroslav Satan (6), Rene Robert (5), Mike Foligno (5), Thomas Vanek (6), Derek Roy (4), Andre Savard (4), Jim Lorentz (3), Gerry Meehan (3), Craig Ramsay (3), Eddie Shack (3), Donald Audette (2), Daniel Briere (2), Real Cloutier (2), Jason Dawe (2), Rick Dudley (2), J.P. Dumont (2), Dale Hawerchuk (2), Tony McKegney (2), Jason Pominville (2), Taylor Pyatt (2), Lindy Ruff (2), Ray Sheppard (2), Pierre Turgeon (2), Drew Stafford (2), Maxim Afinogenov, Steve Atkinson, Curtis Brown, Adam Greighton, Paul Cyr, Chris Drury, Michal Grosek, Gilles Hamel, Jochen Hecht, Steve Heinze, Yuri Khmylev, Jerry Korab, Yvon Lambert, Don Luce, Sean McKenna, Wilf Paiement, Michael Peca, Derek Plante, Jacques Richard, Geoff Sanderson, Rick Seiling, Fred Stanfield, Tony Tanti, John Tucker, John Van Boxmeer, Hannu Virta, Dixon Ward

Hat Tricks by Defensemen:

Phil Housley (2), Jerry Korab, Jim Schoenfeld, John Van Boxmeer, Hannu Virta

Notes: *Indicates 4-goal game. **Indicates 5-goal game. #Indicates three consecutive and uninterrupted goals (true or natural hat trick).

Note: Alexander Mogilny's first three scores of a four-goal game at Winnipeg on 2-10-93 (6-2 W) were consecutive and uninterrupted.

Note: Figure in brackets for scorer indicates cumulative total with the Sabres.

**ALL-TIME HAT TRICKS AGAINST THE SABRES**

Season	No.	Player	Opponent	Score	Date	Place	Goalie(s)
1970-71 (3)	1.	Dave Balon	N.Y. Rangers	2-7 L	12-22-70	Buffalo	Roger Crozier
	*2.	Rosaire Paiement	Vancouver	3-6 L	2-9-71	Vancouver	Roger Crozier
	3.	Garry Unger	St. Louis	0-9 L	3-13-71	St. Louis	Joe Daley
1971-72 (4)	4.	Bill Goldsworthy	Minnesota	1-5 L	10-23-71	Minnesota	Dave Dryden
	5.	Nick Libett	Detroit	1-3 L	1-27-72	Buffalo	Roger Crozier (2) Empty Net (1)
1972-73 (6)	6.	Darryl Sittler	Toronto	1-4 L	2-19-72	Toronto	Roger Crozier
	7.	Jim Johnston	California	3-6 L	3-8-72	California	Dave Dryden (1) Roger Crozier (2)
	*8.	Bob Schmautz	Vancouver	5-9 L	11-19-72	Vancouver	Dave Dryden
1972-73 (6)	9.	Pete Stemkowski	N.Y. Rangers	2-4 L	1-11-73	Buffalo	Dave Dryden
	*10.	Phil Esposito	Boston	0-6 L	1-14-73	Boston	Dave Dryden
	11.	Bill Flett	Philadelphia	3-4 L	1-21-73	Buffalo	Dave Dryden
	12.	Keith McCreary	Atlanta	5-8 L	1-28-73	Buffalo	Roger Crozier
	13.	Rey Comeau	Atlanta	5-8 L	1-28-73	Buffalo	Roger Crozier
	14.	Yvan Courmoyer	Montreal	1-7 L	12-22-73	Montreal	Roger Crozier
1973-74 (2)	15.	Billy Harris	N.Y. Islanders	4-3 W	3-3-74	Buffalo	Dave Dryden
	16.	Bob Nevin	Los Angeles	1-4 L	10-13-74	Buffalo	Gary Bromley
1974-75 (3)	17.	Don Kozak	Los Angeles	2-7 L	10-24-74	Los Angeles	Gary Bromley
	18.	Guy Lapointe	Montreal	8-6 W	11-13-74	Montreal	Gary Bromley
	19.	Larry Romanchych	Atlanta	4-7 L	12-14-75	Buffalo	Gerry Desjardins
1975-76 (3)	20.	Butch Goring	Los Angeles	6-9 L	1-1-76	Buffalo	Gerry Desjardins
	21.	Rick Kehoe	Pittsburgh	7-6 W	3-10-76	Pittsburgh	Al Smith
	22.	Bernie Federko	St. Louis	5-6 L	2-5-77	St. Louis	Gerry Desjardins
1976-77 (2)	23.	Marcel Dionne	Los Angeles	1-5 L	2-27-77	Buffalo	Don Edwards (2) Bob Sauve (1)
1977-78 (0)		None					
1978-79 (3)	24.	Guy Lafleur	Montreal	1-8 L	12-2-78	Montreal	Bob Sauve
	25.	Wayne Cashman	Boston	3-7 L	12-31-78	Buffalo	Don Edwards
	26.	Lanny McDonald	Toronto	3-6 L	4-1-79	Buffalo	Don Edwards
1979-80 (2)	27.	Blaine Stoughton	Hartford	3-5 L	11-21-79	Hartford	Don Edwards
	28.	Bernie Federko (2)	St. Louis	2-3 L	2-9-80	St. Louis	Don Edwards
1980-81 (3)	*29.	Mark Napier	Montreal	5-6 L	12-3-80	Buffalo	Bob Sauve
	30.	Dan Labraaten	Calgary	4-4 T	2-14-81	Calgary	Don Edwards
	31.	Dwight Foster	Boston	4-6 L	3-1-81	Boston	Don Edwards
1981-82 (2)	32.	Stan Smyl	Vancouver	3-4 L	1-27-82	Vancouver	Don Edwards
	33.	Wayne Gretzky	Edmonton	3-6 L	2-24-82	Buffalo	Don Edwards
1982-83 (5)	34.	Peter Stastny	Quebec	4-6 L	10-6-82	Buffalo	Bob Sauve
	35.	Peter Stastny (2)	Quebec	4-6 L	10-9-82	Quebec	Bob Sauve
	36.	John Paul Kelly	Los Angeles	2-7 L	2-10-83	Los Angeles	Jacques Cloutier
	37.	Tim Young	Minnesota	1-5 L	3-8-83	Minnesota	Phil Myre
	38.	Darcy Rota	Vancouver	3-8 L	3-12-83	Vancouver	Phil Myre
1983-84 (2)	39.	Anton Stastny	Quebec	2-9 L	10-8-83	Quebec	Bob Sauve
	40.	Wayne Babych	St. Louis	2-8 L	12-6-83	St. Louis	Bob Sauve
1984-85 (0)		None					
1985-86 (3)	41.	Paul Lawless	Hartford	4-6 L	12-13-85	Buffalo	Tom Barrasso
	42.	Steve Kasper	Boston	6-6 T	12-31-85	Buffalo	Tom Barrasso
	43.	Steve Larmer	Chicago	7-6 W	3-12-86	Chicago	Tom Barrasso
1986-87 (6)	*44.	Wendel Clark	Toronto	5-5 T	10-11-86	Toronto	Daren Puppa
	45.	Mario Lemieux	Pittsburgh	3-7 L	10-17-86	Buffalo	Tom Barrasso
	46.	Michel Goulet	Quebec	1-6 L	11-21-86	Buffalo	Jacques Cloutier
	47.	Brent Ashton	Quebec	0-7 L	12-13-86	Quebec	Tom Barrasso (2) Jacques Cloutier (1)
	48.	Peter Zezel	Philadelphia	4-7 L	1-28-87	Buffalo	Jacques Cloutier
	49.	Tony McKegney	N.Y. Rangers	3-6 L	2-24-87	Buffalo	Tom Barrasso (2) Empty Net (1)



ALL-TIME HAT TRICKS AGAINST THE SABRES

Season	No.	Player	Opponent	Score	Date	Place	Goalie(s)
1987-88 (10)	50.	Ron Francis	Hartford	1-9 L	11-18-87	Hartford	Daren Puppa (2) Jacques Cloutier (1)
	51.	Bob Carpenter	Los Angeles	5-8 L	11-22-87	Buffalo	Daren Puppa (1) Jacques Cloutier (2)
	52.	Bernie Nicholls	Los Angeles	5-8 L	11-22-87	Buffalo	Daren Puppa (2) Empty Net (1)
	*53.	Joe Nieuwendyk	Calgary	1-7 L	12-13-87	Buffalo	Daren Puppa
	54.	Cam Neely	Boston	1-5 L	1-16-88	Boston	Tom Barrasso
	55.	Peter Stastny (3)	Quebec	5-6 L	2-21-88	Buffalo	Tom Barrasso
	56.	Hakan Loob	Calgary	4-10 L	3-12-88	Calgary	Tom Barrasso (2) Jacques Cloutier (1)
	57.	Tony Tanti	Vancouver	7-5 W	3-13-88	Vancouver	Tom Barrasso
	58.	Geoff Courtnall	Edmonton	4-6 L	3-15-88	Edmonton	Jacques Cloutier
	59.	Stephane Richer	Montreal	4-9 L	4-2-88	Montreal	Daren Puppa
1988-89 (4)	60.	Joe Mullen	Calgary	0-9 L	11-5-88	Calgary	Tom Barrasso (1) Daren Puppa (2)
	61.	Trevor Linden	Vancouver	2-4 L	11-22-88	Vancouver	Daren Puppa (2) Empty Net (1)
	62.	Wayne Gretzky (2)	Los Angeles	3-5 L	2-4-89	Los Angeles	Darcy Wakaluk (2) Empty Net (1)
1989-90 (2)	63.	Mario Lemieux (2)	Pittsburgh	3-7 L	2-14-89	Pittsburgh	Jacques Cloutier
	64.	Pat LaFontaine	N.Y. Islanders	2-4 L	12-31-89	Buffalo	Daren Puppa
65.	Vincent Damphousse	Toronto	3-4 L	3-16-90	Buffalo	Daren Puppa	
1990-91 (1)	66.	Bryan Fogarty	Quebec	2-4 L	12-1-90	Quebec	Clint Malarchuk
1991-92 (5)	67.	Owen Nolan	Quebec	5-4 W	10-12-91	Quebec	Daren Puppa
	68.	Murray Craven	Hartford	6-6 T	12-7-91	Hartford	Clint Malarchuk
69.	Steve Yzerman	Detroit	4-4 T	1-29-92	Detroit	Daren Puppa	
70.	Kevin Miller	Detroit	4-9 L	2-12-92	Buffalo	Daren Puppa	
1992-93 (5)	*71.	Joe Sakic	Quebec	3-7 L	4-14-92	Quebec	Clint Malarchuk
	72.	Joe Juneau	Boston	2-5 L	1-12-93	Boston	Daren Puppa
	73.	Sergei Nemchinov	N.Y. Rangers	6-4 W	1-29-93	Buffalo	Tom Draper
	74.	Kelly Buchberger	Edmonton	4-5 L	1-31-93	Buffalo	Tom Draper
	*75.	Brian Bellows	Montreal	4-8 L	2-27-93	Montreal	Grant Fuhr
	76.	Kevin Dineen	Philadelphia	4-7 L	4-15-93	Buffalo	Grant Fuhr (1) Dominik Hasek (2)
1993-94 (1)	77.	Shawn Burr	Detroit	4-6 L	10-18-93	Buffalo	Grant Fuhr
1994-95 (0)		None					
1995-96 (4)	78.	Pierre Turgeon	Montreal	7-6 W	1-6-96	Montreal	John Blue (2) Martin Biron (1)
	79.	Gary Roberts	Calgary	1-3 L	1-12-96	Calgary	Dominik Hasek
80.	Russ Courtnall	Vancouver	2-5 L	3-6-96	Vancouver	Dominik Hasek	
1996-97 (4)	*81.	Peter Bondra	Washington	1-5 L	4-3-96	Buffalo	Andrei Trefilov
	82.	Ray Sheppard	Florida	3-4 L	11-26-96	Florida	Andrei Trefilov (2) Dominik Hasek (1)
	83.	Bill Guerin	New Jersey	6-5 W	12-31-96	Buffalo	Dominik Hasek
	84.	Paul Kariya	Anaheim	2-5 L	1-10-97	Anaheim	Dominik Hasek
1997-98 (0)	*85.	Jaroslav Svejkovsky	Washington	3-8 L	4-13-97	Buffalo	Steve Shields
		None					
1998-99 (2)	86.	Teemu Selanne	Anaheim	2-7 L	1-1-99	Buffalo	Dominik Hasek
	87.	Vyacheslav Kozlov	Detroit	4-4 T	2-21-99	Buffalo	Dwayne Roloson
1999-00 (2)	88.	Pavel Bure	Florida	2-4 L	12-17-99	Buffalo	Martin Biron (2) Empty Net (1)
	89.	Petr Nedved	NY Rangers	3-6 L	2-25-00	Buffalo	Dominik Hasek (2) Empty Net (1)
2000-01 (2)	90.	Ray Ferraro	Atlanta	4-5 L	2-13-01	Atlanta	Martin Biron
	91.	Jeremy Roenick	Phoenix	3-7 L	2-23-01	Buffalo	Dominik Hasek (2) Martin Biron (1)
2001-02 (2)	92.	Brian Savage	Montreal	2-5 L	10-26-01	Buffalo	Martin Biron
	93.	Jason Arnott	New Jersey	1-4 L	2-10-02	New Jersey	Martin Biron

**ALL-TIME HAT TRICKS AGAINST THE SABRES**

Season	No.	Player	Opponent	Score	Date	Place	Goalie(s)
2002-03 (0)		None					
2003-04 (1)	94.	Vladimir Orszagh	Nashville	1-4 L	11-29-03	Nashville	Martin Biron
2005-06 (2)	*95.	Martin Havlat*	Ottawa	4-10 L	11-2-05	Buffalo	Mika Noronen (3) Martin Biron (1)
	96.	Daniel Alfredsson	Ottawa	4-10 L	11-2-05	Buffalo	Martin Biron
2006-07 (1)	97.	Dany Heatley	Ottawa	3-6 L	1-3-07	Ottawa	Ryan Miller
2007-08 (1)	98.	Tomas Plekanec	Montreal	2-6 L	2-29-08	Buffalo	Ryan Miller
2008-09 (1)	99.	Mike Cammalleri	Calgary	2-5 L	1-28-09	Calgary	Ryan Miller
2009-10 (2)	100.	Jeff Tambellini	NY Islanders	0-5 L	10-31-09	NY Islanders	Ryan Miller (2) Patrick Lalime (1)
	101.	Sidney Crosby	Pittsburgh	4-5 L	2-1-10	Pittsburgh	Ryan Miller

Opponent Hat Trick Leaders: Peter Stastny (3), Bernie Federko (2), Wayne Gretzky (2), Mario Lemieux (2)

Notes: * Indicates 4-goal game.

Figure in brackets for scorer indicates cumulative total against the Sabres.

**ALL-TIME SABRES SHUTOUTS**

Season	No.	Player	Opponent	Score	Date	Place	Saves	
1970-71 (3)	1.	Roger Crozier	Minnesota	1-0	12-6-70	Buffalo	24	
	2.	Joe Daley	California	3-0	2-12-71	Buffalo	26	
	3.	Dave Dryden	Minnesota	5-0	3-14-71	Minnesota	35	
1971-72 (2)	4.	Roger Crozier (2)	Los Angeles	2-0	12-2-71	Buffalo	31	
	5.	Roger Crozier (3)	Vancouver	1-0	1-20-72	Buffalo	29	
1972-73 (6)	6.	Roger Crozier (4)	Vancouver	6-0	10-19-72	Buffalo	31	
	7.	Roger Crozier (5)	California	0-0	11-9-72	Buffalo	23	
	8.	Roger Crozier (6)	Pittsburgh	1-0	11-12-72	Buffalo	18	
	9.	Dave Dryden (2)	Toronto	4-0	12-17-72	Buffalo	21	
	10.	Dave Dryden (3)	Philadelphia	2-0	1-7-73	Buffalo	35	
	11.	Dave Dryden (4)	California	4-0	2-8-73	Buffalo	24	
1973-74 (1)	12.	Dave Dryden (5)	St. Louis	1-0	1-13-74	Buffalo	18	
1974-75 (7)	13.	Gary Bromley	St. Louis	2-0	10-26-74	St. Louis	21	
	14.	Roger Crozier (7)	Atlanta	4-0	11-17-74	Buffalo	25	
1975-76 (3)	15.	Gary Bromley (2)	Minnesota	5-0	12-8-74	Buffalo	14	
	16.	Gary Bromley (3)	Washington	4-0	12-22-74	Washington	26	
	17.	Roger Crozier (8)	California	4-0	1-15-75	California	26	
	18.	Gary Bromley (4)	Kansas City	5-0	1-19-75	Buffalo	20	
	19.	Roger Crozier (9)	Los Angeles	5-0	2-27-75	Buffalo	21	
	20.	Roger Crozier (10)	Detroit	4-0	10-9-75	Buffalo	18	
	21.	Gerry Desjardins	Boston	4-0	11-5-75	Buffalo	16	
	22.	Gerry Desjardins (2)	Pittsburgh	6-0	1-11-76	Buffalo	28	
	1976-77 (5)	23.	Gerry Desjardins (3)	Vancouver	4-0	10-20-76	Buffalo	29
		24.	Gerry Desjardins (4)	St. Louis	5-0	11-10-76	Buffalo	38
25.		Gerry Desjardins (5)	Colorado	3-0	1-16-77	Buffalo	21	
26.		Don Edwards	Chicago	3-0	2-16-77	Buffalo	23	
27.		Don Edwards (2)	Philadelphia	2-0	2-24-77	Buffalo	25	
1977-78 (5)		28.	Don Edwards (3)	Montreal	4-0	10-30-77	Montreal	34
	29.	Don Edwards (4)	Vancouver	3-0	12-11-77	Buffalo	19	
	30.	Don Edwards (5)	N.Y. Rangers	2-0	2-9-78	Buffalo	25	
	31.	Don Edwards (6)	Los Angeles	5-0	2-16-78	Buffalo	29	
	32.	Don Edwards (7)	Philadelphia	4-0	2-23-78	Buffalo	20	
	1978-79 (2)	33.	Don Edwards (8)	Toronto	1-0	10-19-78	Buffalo	19
		34.	Don Edwards (9)	Washington	2-0	11-11-78	Washington	25
1979-80 (6)		35.	Bob Sauve	Quebec	3-0	10-27-79	Quebec	19
	36.	Bob Sauve (2)	Chicago	0-0	10-31-79	Chicago	20	
	37.	Bob Sauve (3)	Washington	2-0	12-2-79	Buffalo	20	
	38.	Don Edwards (10)	Detroit	4-0	12-10-79	Buffalo	14	
	39.	Bob Sauve (4)	Vancouver	3-0	2-3-80	Buffalo	22	
	40.	Don Edwards (11)	Pittsburgh	9-0	2-7-80	Buffalo	25	
	1980-81 (5)	41.	Bob Sauve (5)	Edmonton	2-0	10-15-80	Buffalo	15
42.		Don Edwards (12)	N.Y. Rangers	4-0	1-18-81	Buffalo	30	
43.		Don Edwards (13)	Winnipeg	4-0	2-1-81	Buffalo	23	
44.		Don Edwards (14)	Philadelphia	4-0	2-5-81	Philadelphia	31	
45.		Bob Sauve (6)	Calgary	4-0	3-4-81	Buffalo	24	
1981-82 (0)		None						
1982-83 (1)	46.	Bob Sauve (7)	Quebec	0-0	2-5-83	Quebec	22	
1983-84 (2)	47.	Tom Barrasso	Los Angeles	4-0	1-18-84	Los Angeles	30	
	48.	Tom Barrasso (2)	New Jersey	6-0	3-24-84	New Jersey	24	
	1984-85 (5)	49.	Tom Barrasso (3)	Toronto	6-0	12-26-84	Buffalo	22
50.		Tom Barrasso (4)	Winnipeg	4-0	12-28-84	Buffalo	14	
51.		Tom Barrasso (5)	Boston	3-0	1-10-85	Boston	20	
52.		Tom Barrasso (6)	Hartford	2-0	1-19-85	Hartford	14	
53.		Tom Barrasso (7)	Washington	4-0	3-2-85	Washington	23	
1985-86 (4)		54.	Tom Barrasso (8)	Montreal	6-0	10-16-85	Montreal	25
	55.	Daren Puppa	Edmonton	2-0	11-1-85	Edmonton	37	
	56.	Tom Barrasso (9)	Hartford	2-0	11-19-85	Hartford	23	
	57.	Jacques Cloutier	Philadelphia	1-0	3-27-86	Philadelphia	30	

**ALL-TIME SABRES SHUTOUTS**

Season	No.	Player	Opponent	Score	Date	Place	Saves	
1986-87 (2)	58.	Tom Barrasso (10)	Montreal	0-0	10-15-86	Buffalo	28	
	59.	Tom Barrasso (11)	Hartford	6-0	4-5-87	Buffalo	14	
1987-88 (2)	60.	Tom Barrasso (12)	St. Louis	3-0	2-16-88	St. Louis	25	
	61.	Tom Barrasso (13)	Boston	3-0	3-6-88	Buffalo	32	
1988-89 (2)	62.	Daren Puppa (2)	N.Y. Islanders	3-0	11-12-88	New York	34	
	63.	Clint Malarchuk	N.Y. Rangers	2-0	3-8-89	New York	32	
1989-90 (1)	64.	Daren Puppa (3)	Hartford	5-0	3-10-90	Hartford	31	
1990-91 (3)	65.	Clint Malarchuk (2)	Hartford	5-0	10-28-90	Buffalo	29	
	66.	Daren Puppa (4)	Chicago	5-0	12-28-90	Buffalo	33	
	67.	Daren Puppa (5)	Winnipeg	2-0	2-10-91	Winnipeg	24	
1991-92 (1)	68.	Tom Draper	Chicago	2-0	11-22-91	Buffalo	29	
1992-93 (0)		None						
1993-94 (9)	69.	Grant Fuhr	Winnipeg	6-0	11-19-93	Buffalo	22	
	70.	Dominik Hasek	Toronto	3-0	11-29-93	Toronto	24	
	71.	Dominik Hasek (2)	Tampa Bay	3-0	12-1-93	Tampa Bay	33	
	72.	Dominik Hasek (3)	Hartford	3-0	12-11-93	Hartford	25	
	73.	Dominik Hasek (4)	Los Angeles	2-0	12-17-93	Buffalo	27	
	74.	Dominik Hasek (5)	Montreal	5-0	12-23-93	Buffalo	25	
	75.	Dominik Hasek (6)	Anaheim	3-0	3-9-94	Anaheim	24	
	76.	Grant Fuhr (2)	Boston	5-0	4-1-94	Buffalo	31	
	77.	Dominik Hasek (7)	Montreal	1-0	4-8-94	Buffalo	31	
	1994-95 (5)	78.	Dominik Hasek (8)	Washington	1-0	2-2-95	Washington	33
		79.	Dominik Hasek (9)	Florida	3-0	3-24-95	Buffalo	28
		80.	Dominik Hasek (10)	Ottawa	7-0	3-30-95	Buffalo	35
		81.	Dominik Hasek (11)	Florida	5-0	4-26-95	Buffalo	31
		82.	Dominik Hasek (12)	Montreal	2-0	5-1-95	Buffalo	32
1995-96 (2)	83.	Dominik Hasek (13)	Ottawa	6-0	11-19-95	Buffalo	31	
	84.	Dominik Hasek (14)	St. Louis	2-0	11-27-95	St. Louis	30	
1996-97 (5)	85.	Dominik Hasek (15)	Colorado	0-0	11-2-96	Colorado	32	
	86.	Dominik Hasek (16)	Tampa Bay	3-0	11-27-96	Tampa Bay	32	
	87.	Dominik Hasek (17)	Ottawa	3-0	11-29-96	Buffalo	31	
	88.	Dominik Hasek (18)	Boston	4-0	12-14-96	Boston	29	
	89.	Dominik Hasek (19)	New Jersey	0-0	12-23-96	New Jersey	37	
1997-98 (13)	90.	Dominik Hasek (20)	Boston	5-0	11-20-97	Boston	29	
	91.	Dominik Hasek (21)	Anaheim	4-0	12-3-97	Buffalo	29	
	92.	Dominik Hasek (22)	Tampa Bay	4-0	12-5-97	Buffalo	38	
	93.	Dominik Hasek (23)	Montreal	1-0	12-19-97	Buffalo	42	
	94.	Dominik Hasek (24)	N.Y. Rangers	2-0	12-21-97	New York	33	
	95.	Dominik Hasek (25)	N.Y. Rangers	3-0	12-26-97	Buffalo	28	
	96.	Dominik Hasek (26)	Ottawa	3-0	12-31-97	Buffalo	36	
	97.	Dominik Hasek (27)	Washington	3-0	3-1-98	Washington	36	
	98.	Dominik Hasek (28)	N.Y. Rangers	1-0	3-2-98	New York	33	
	99.	Dominik Hasek (29)	Pittsburgh	3-0	3-15-98	Buffalo	22	
1998-99 (10)	100.	Dominik Hasek (30)	Calgary	2-0	3-24-98	Calgary	29	
	101.	Dominik Hasek (31)	Edmonton	1-0	3-27-98	Edmonton	20	
	102.	Dominik Hasek (32)	Los Angeles	4-0	4-1-98	Buffalo	37	
	103.	Dominik Hasek (33)	Colorado	3-0	10-10-98	Colorado	32	
	104.	Dominik Hasek (34)	N.Y. Rangers	0-0	10-27-98	New York	16	
	105.	Dominik Hasek (35)	Washington	2-0	11-12-98	Washington	23	
	106.	Dominik Hasek (36)	Philadelphia	3-0	12-4-98	Buffalo	31	
	107.	Dominik Hasek (37)	N.Y. Rangers	2-0	12-11-98	Buffalo	16	
	108.	Dominik Hasek (38)	Tampa Bay	2-0	12-23-98	Buffalo	38	
	109.	Dominik Hasek (39)	New Jersey	2-0	12-26-98	New Jersey	34	
	110.	Dominik Hasek (40)	Florida	4-0	1-18-99	Florida	33	
1999-00 (8)	111.	Dwayne Roloson	Vancouver	2-0	2-28-99	Vancouver	15	
	112.	Dominik Hasek (41)	Washington	3-0	4-18-99	Buffalo	25	
	113.	Martin Biron	Atlanta	4-0	11-19-99	Atlanta	18	
	114.	Martin Biron (2)	Ottawa	0-0	12-8-99	Buffalo	30	
	115.	Martin Biron (3)	Boston	0-0	1-13-00	Boston	39	
	116.	Martin Biron (4)	Anaheim	5-0	1-17-00	Anaheim	17	



ALL-TIME SABRES SHUTOUTS

Season	No.	Player	Opponent	Score	Date	Place	Saves
1999-00 (8)	117.	Martin Biron (5)	Ottawa	1-0	1-28-00	Buffalo	21
	118.	Dominik Hasek (42)	Colorado	2-0	2-8-00	Colorado	24
	119.	Dominik Hasek (43)	Montreal	2-0	4-1-00	Montreal	27
	120.	Dominik Hasek (44)	New Jersey	5-0	4-6-00	New Jersey	32
2000-01 (13)	121.	Dominik Hasek (45)	NY Islanders	3-0	11-9-00	Buffalo	22
	122.	Dominik Hasek (46)	New Jersey	4-0	11-11-00	New Jersey	23
	123.	Dominik Hasek (47)	Boston	3-0	12-12-00	Boston	22
	124.	Dominik Hasek (48)	Ottawa	2-0	12-29-00	Buffalo	34
	125.	Martin Biron (6)	NY Islanders	2-0	12-30-00	New York	15
	126.	Martin Biron (7)	Nashville	2-0	1-6-01	Nashville	29
	127.	Dominik Hasek (49)	Anaheim	4-0	1-12-01	Anaheim	21
	128.	Dominik Hasek (50)	Florida	1-0	1-19-01	Buffalo	21
	129.	Dominik Hasek (51)	Ottawa	2-0	2-19-01	Buffalo	30
	130.	Dominik Hasek (52)	New Jersey	1-0	2-22-01	New Jersey	24
	131.	Dominik Hasek (53)	Toronto	3-0	3-20-01	Buffalo	16
	132.	Dominik Hasek (54)	Atlanta	4-0	3-26-01	Atlanta	19
	133.	Dominik Hasek (55)	Atlanta	1-0	3-30-01	Buffalo	30
2001-02 (4)	134.	Martin Biron (8)	Atlanta	8-0	11-8-01	Buffalo	16
	135.	Martin Biron (9)	NY Islanders	5-0	3-7-02	New York	26
	136.	Martin Biron (10)	Montreal	3-0	3-8-02	Buffalo	26
	137.	Martin Biron (11)	Montreal	3-0	4-13-02	Montreal	22
2002-03 (6)	138.	Martin Biron (12)	Anaheim	4-0	12-4-02	Buffalo	22
	139.	Ryan Miller	Minnesota	1-0	1-14-03	Minnesota	22
	140.	Martin Biron (13)	Phoenix	1-0	1-18-03	Phoenix	30
	141.	Martin Biron (14)	Pittsburgh	0-0	1-21-03	Buffalo	23
	142.	Martin Biron (15)	Toronto	4-0	1-24-03	Buffalo	27
	143.	Mika Noronen	Florida	4-0	3-8-03	Florida	29
2003-04 (4)	144.	Mika Noronen (2)	Calgary	2-0	10-18-03	Calgary	20
	145.	Mika Noronen (3)	Carolina	5-0	11-21-03	Buffalo	35
	146.	Martin Biron (16)	Washington	6-0	3-10-04	Washington	27
	147.	Martin Biron (17)	Columbus	6-0	3-29-04	Buffalo	23
2005-06 (2)	148.	Ryan Miller (2)	Toronto	6-0	4-16-06	Buffalo	31
	149.	Martin Biron (18)	Carolina	4-0	4-18-06	Carolina	33
2006-07 (2)	150.	Ryan Miller (3)	NY Islanders	3-0	10-26-06	New York	29
	151.	Ryan Miller (4)	Washington	2-0	4-7-07	Washington	26
2007-08 (5)	152.	Ryan Miller (5)	Atlanta	6-0	10-11-07	Buffalo	20
	153.	Jocelyn Thibault (1)	Montreal	3-0	11-24-07	Montreal	24
	154.	Ryan Miller (6)	Florida	1-0	1-30-08	Florida	32
	155.	Ryan Miller (7)	Toronto	1-0	2-13-08	Buffalo	35
	156.	Jocelyn Thibault (2)	Boston	3-0	4-5-08	Boston	17
2008-09 (5)	157.	Ryan Miller (8)	Washington	5-0	11-1-08	Buffalo	29
	158.	Ryan Miller (9)	New Jersey	2-0	11-3-08	New Jersey	24
	159.	Ryan Miller (10)	Los Angeles	5-0	12-19-08	Buffalo	40
	160.	Ryan Miller (11)	Phoenix	2-0	1-31-09	Phoenix	28
	161.	Ryan Miller (12)	Toronto	5-0	2-4-09	Buffalo	16
2009-10 (5)	162.	Ryan Miller (13)	Nashville	1-0	10-10-09	Nashville	25
	163.	Ryan Miller (14)	NY Islanders	3-0	11-4-09	Buffalo	24
	164.	Ryan Miller (15)	Toronto	3-0	11-30-09	Toronto	38
	165.	Ryan Miller (16)	Washington	3-0	12-9-09	Buffalo	35
	166.	Ryan Miller (17)	Montreal	1-0	1-3-10	Montreal	30

SABRE SHUTOUT LEADERS

Dominik Hasek (55), Martin Biron (18), Ryan Miller (12), Don Edwards (14), Tom Barrasso (13), Roger Crozier (10), Bob Sauve (7), Dave Dryden (5), Gerry Desjardins (5), Daren Puppa (5), Gary Bromley (4), Mika Noronen (3), Jocelyn Thibault (2), Grant Fuhr (2), Clint Malarchuk (2), Joe Daley (1), Jacques Cloutier (1), Tom Draper (1), Dwayne Roloson (1)

Notes: Figure in brackets for goaltender indicates cumulative total with the Sabres.

**ALL-TIME OPPONENT SHUTOUTS**

Season	No.	Player	Opponent	Score	Date	Place	Saves
1970-71 (9)	1.	Ed Giacomin	N.Y. Rangers	3-0	10-14-70	New York	15
	2.	Phil Myre	Montreal	3-0	10-15-70	Buffalo	14
	3.	Tony Esposito	Chicago	4-0	10-25-70	Buffalo	27
	4.	Cesar Maniago	Minnesota	3-0	11-21-70	Minnesota	22
	5.	Bruce Gamble	Toronto	4-0	12-13-70	Buffalo	17
	6.	Ed Giacomin (2)	N.Y. Rangers	4-0	12-16-70	New York	20
	7.	Jacques Plante	Toronto	2-0	12-19-70	Toronto	24
	8.	Jacques Plante (2)	Toronto	2-0	2-27-71	Toronto	28
1971-72 (3)	9.	Glenn Hall	St. Louis	9-0	3-13-71	St. Louis	27
	10.	Doug Favell	Philadelphia	5-0	12-16-71	Philadelphia	35
	11.	Jim Rutherford	Pittsburgh	2-0	2-17-72	Buffalo	23
1972-73 (4)	12.	Ken Dryden	Montreal	4-0	2-20-72	Buffalo	32
	13.	Marv Edwards	California	0-0	11-9-72	Buffalo	28
	14.	Rogie Vachon	Los Angeles	2-0	12-23-72	Los Angeles	20
	15.	Ed Johnston	Boston	6-0	1-14-73	Boston	20
1973-74 (3)	16.	Jacques Caron	St. Louis	2-0	3-13-73	St. Louis	23
	17.	Gilles Meloche	California	2-0	11-18-73	Buffalo	27
	18.	Dan Bouchard	Atlanta	3-0	1-9-74	Atlanta	32
1974-75 (1)	19.	Gilles Gilbert	Boston	4-0	3-12-74	Boston	27
	20.	Bernie Parent	Philadelphia	6-0	2-1-75	Philadelphia	26
	21.	Gary Smith	Vancouver	4-0	11-25-75	Vancouver	35
1975-76 (2)	22.	Glenn Resch	N.Y. Islanders	3-0	12-7-75	Buffalo	22
	23.	Ed Giacomin (3)	Detroit	4-0	10-9-76	Detroit	20
	24.	Glenn Resch (2)	N.Y. Islanders	3-0	12-4-76	New York	33
1976-77 (3)	25.	Gary Edwards (2)	Cleveland	3-0	1-23-77	Buffalo	27
	26.	Mike Veisor	Chicago	2-0	10-16-77	Buffalo	34
	27.	Ron Grahame	Boston	2-0	11-23-77	Buffalo	21
1977-78 (3)	28.	Ron Low	Detroit	7-0	3-28-78	Detroit	25
	29.	Mike Palmateer	Toronto	2-0	10-18-78	Toronto	21
	30.	Mario Lessard	Los Angeles	6-0	10-26-78	Los Angeles	18
1978-79 (3)	31.	Glenn Resch (3)	N.Y. Islanders	2-0	3-31-79	New York	32
	32.	Jim Rutherford (2)	Detroit	4-0	10-25-79	Detroit	26
	33.	Tony Esposito (2)	Chicago	0-0	10-31-79	Chicago	21
1980-81 (0)		None					
1981-82 (1)	34.	Rick Wamsley	Montreal	9-0	10-10-81	Montreal	22
1982-83 (4)	35.	Murray Bannerman	Chicago	4-0	10-20-82	Chicago	37
	36.	Pete Peeters	Boston	4-0	1-20-83	Boston	20
	37.	Dan Bouchard (2)	Quebec	0-0	2-5-83	Quebec	22
	38.	Brian Hayward	Winnipeg	6-0	3-9-83	Winnipeg	24
	39.	Billy Smith	N.Y. Islanders	4-0	11-5-83	New York	25
1983-84 (2)	40.	Andy Moog	Edmonton	7-0	11-18-83	Edmonton	29
1984-85 (0)		None					
1985-86 (2)	41.	Pat Riggin	Boston	4-0	1-4-86	Boston	24
	42.	Bob Froese	Philadelphia	4-0	2-12-86	Buffalo	28
1986-87 (4)	43.	Patrick Roy	Montreal	0-0	10-15-86	Buffalo	23
	44.	Mike Liut	Hartford	3-0	11-26-86	Hartford	27
	45.	Clint Malarchuk	Quebec	7-0	12-13-86	Quebec	28
	46.	Don Beaupre	Minnesota	5-0	1-20-87	Minnesota	27
1987-88 (4)	47.	Grant Fuhr	Edmonton	5-0	11-7-87	Edmonton	26
	48.	Rejean Lemelin	Boston	9-0	12-22-87	Boston	33
	49.	Rejean Lemelin (2)	Boston	2-0	12-31-87	Buffalo	17
	50.	Greg Stefan	Detroit	4-0	3-1-88	Detroit	19
1988-89 (3)	51.	Rick Wamsley (2)	Calgary	9-0	11-5-88	Calgary	21
	52.	Peter Sidorkiewicz	Hartford	9-0	12-6-88	Hartford	31
	53.	Jon Casey	Minnesota	3-0	3-18-89	Minnesota	27
1989-90 (4)	54.	Grant Fuhr (2)	Edmonton	3-0	11-17-89	Edmonton	30
	55.	Mark Fitzpatrick	N.Y. Islanders	3-0	12-5-89	New York	32
	56.	Patrick Roy (2)	Montreal	1-0	2-3-90	Montreal	30
	57.	Glenn Healy	N.Y. Islanders	1-0	2-4-90	Buffalo	39
1990-91 (2)	58.	John Vanbiesbrouck	N.Y. Rangers	5-0	11-26-90	New York	27
	59.	Jeff Reese	Toronto	3-0	2-17-91	Buffalo	28

**ALL-TIME OPPONENT SHUTOUTS**

Season	No.	Player	Opponent	Score	Date	Place	Saves	
1991-92 (3)	60.	Patrick Roy (3)	Montreal	5-0	11-2-91	Montreal	15	
	61.	Craig Billington	New Jersey	3-0	12-28-91	New Jersey	26	
	62.	Darcy Wakaluk	Minnesota	2-0	2-7-92	Buffalo	39	
1992-93 (3)	63.	Patrick Roy (4)	Montreal	3-0	11-30-92	Montreal	23	
	64.	Andy Moog (2)	Boston	2-0	3-24-93	Buffalo	21	
	65.	Andy Moog (3)	Boston	3-0	4-4-93	Buffalo	31	
1993-94 (4)	66.	Chris Terreri	New Jersey	4-0	11-17-93	New Jersey	30	
	67.	Mike Richter	N.Y. Rangers	2-0	12-13-93	New York	28	
	68.	Tommy Soderstrom	Philadelphia	2-0	12-27-93	Buffalo	30	
	69.	Daren Puppa	Tampa Bay	4-0	1-24-94	Tampa Bay	23	
1994-95 (0)		None						
1995-96 (5)	70.	Darcy Wakaluk (2)	Dallas	3-0	10-24-95	Dallas	27	
	71.	Tom Barrasso	Pittsburgh	1-0	1-17-96	Buffalo	31	
	72.	Jim Carey	Washington	1-0	1-26-96	Washington	20	
	73.	Kirk McLean	Vancouver	3-0	3-3-96	Buffalo	32	
	74.	Eric Fichaud	N.Y. Islanders	3-0	4-6-96	New York	20	
	1996-97 (10)	75.	Rick Tabaracci	Calgary	3-0	10-6-96	Calgary	19
		76.	Corey Schwab	Tampa Bay	4-0	10-15-96	Buffalo	22
		77.	Andy Moog (4)	Dallas	2-0	10-30-96	Dallas	24
		78.	Patrick Roy (5)	Colorado	0-0	11-2-96	Colorado	20
		79.	Ken Wregget	Pittsburgh	3-0	11-12-96	Pittsburgh	25
80.		Mike Richter (2)	N.Y. Rangers	3-0	12-13-96	Buffalo	30	
81.		Martin Brodeur	New Jersey	0-0	12-23-96	New Jersey	37	
82.		Patrick Lalime	Pittsburgh	2-0	12-28-96	Pittsburgh	21	
83.		Ron Tugnutt	Ottawa	2-0	4-2-97	Buffalo	15	
84.		Ron Tugnutt (2)	Ottawa	1-0	4-12-97	Ottawa	17	
1997-98 (4)	85.	Ron Tugnutt (3)	Ottawa	3-0	12-6-97	Ottawa	25	
	86.	Tommy Salo	N.Y. Islanders	4-0	12-17-97	New York	28	
	87.	Ron Hextall	Philadelphia	3-0	1-20-98	Philadelphia	29	
	88.	Damian Rhodes	Ottawa	1-0	4-5-98	Buffalo	22	
1998-99 (3)	89.	Olaf Kolzig	Washington	1-0	10-23-98	Buffalo	30	
	90.	Mike Richter (3)	N.Y. Rangers	0-0	10-27-98	New York	24	
	91.	Nikolai Khabibulin	Phoenix	1-0	1-11-99	Phoenix	23	
1999-00 (7)	92.	Chris Osgood	Detroit	2-0	10-2-99	Detroit	22	
	93.	Ron Tugnutt (4)	Ottawa	4-0	10-23-99	Ottawa	19	
	94.	John Grahame	Boston	3-0	10-30-99	Boston	26	
	95.	Jamie McLennan	St. Louis	2-0	11-26-99	Buffalo	19	
	96.	Ron Tugnutt (5)	Ottawa	0-0	12-8-99	Buffalo	30	
	97.	Byron Dafoe	Boston	0-0	1-13-00	Boston	23	
	98.	Byron Dafoe (2)	Boston	1-0	1-29-00	Boston	25	
2000-01 (6)	99.	Felix Potvin	Vancouver	4-0	10-14-00	Vancouver	27	
	100.	Roman Cechmanek	Philadelphia	3-0	11-4-00	Philadelphia	18	
	101.	Curtis Joseph	Toronto	2-0	1-20-01	Toronto	28	
	102.	Roman Cechmanek (2)	Philadelphia	2-0	3-1-01	Philadelphia	26	
	103.	Tommy Salo (2)	Edmonton	4-0	3-9-01	Buffalo	28	
	104.	Arturs Irbe	Carolina	1-0	3-21-01	Carolina	26	
2001-02 (6)	105.	Patrick Lalime	Ottawa	3-0	11-3-01	Ottawa	28	
	106.	Trevor Kidd	Florida	2-0	11-16-01	Buffalo	31	
	107.	Johan Hedberg	Pittsburgh	2-0	1-10-02	Buffalo	36	
	108.	Jussi Markkanen	Edmonton	3-0	3-4-02	Buffalo	25	
	109.	Chris Osgood (2)	NY Islander	3-0	3-12-02	Buffalo	28	
	110.	Corey Schwab (2)	Toronto	2-0	3-23-02	Toronto	20	
2002-03 (9)	111.	Jocelyn Thibault	Chicago	3-0	10-13-02	Chicago	26	
	112.	Roman Turek	Calgary	3-0	10-31-02	Calgary	30	
	113.	Kevin Weekes	Carolina	2-0	11-7-02	Carolina	26	
	114.	Robert Esche	Philadelphia	2-0	12-14-02	Philadelphia	15	
	115.	Roberto Luongo	Florida	2-0	12-20-02	Buffalo	30	
	116.	Chris Osgood (3)	NY Islanders	1-0	12-31-02	Buffalo	38	
	117.	Sebastian Caron	Pittsburgh	0-0	1-21-03	Buffalo	34	
	118.	Mike Dunham	NY Rangers	3-0	3-19-03	NY Rangers	27	
	119.	Marty Turco	Dallas	3-0	3-31-03	Dallas	18	

**ALL-TIME OPPONENT SHUTOUTS**

Season	No.	Player	Opponent	Score	Date	Place	Saves
2003-04 (5)	120.	Jeff Hackett	Philadelphia	2-0	10-09-03	Philadelphia	17
	121.	Rick DiPietro	NY Islanders	6-0	10-11-03	Buffalo	13
	122.	Jose Theodore	Montreal	3-0	11-08-03	Montreal	16
	123.	Felix Potvin (2)	Boston	1-0	1-15-04	Buffalo	27
	124.	Ed Belfour	Toronto	2-0	4-02-04	Buffalo	17
2005-06 (4)	125.	Dominik Hasek	Ottawa	5-0	10-8-05	Ottawa	35
	126.	Evgeni Nabokov/ Nolan Schaefer	San Jose	5-0	12-2-05	Buffalo	20
	127.	Kari Lehtonen	Atlanta	5-0	3-20-06	Atlanta	23
2006-07 (-)	128.	Jean-Sebastien Aubin	Toronto	7-0	4-1-06	Toronto	24
		None					
2007-08 (4)	129.	Pascal Leclaire	Columbus	3-0	10-19-07	Buffalo	21
	130.	Cristobal Huet	Montreal	2-0	11-5-07	Montreal	29
	131.	Andrew Raycroft	Toronto	3-0	11-9-07	Buffalo	30
	132.	Ty Conklin	Pittsburgh	2-0	12-29-07	Pittsburgh	26
2008-09 (4)	133.	Martin Biron	Philadelphia	3-0	11-21-08	Buffalo	40
	134.	Pekka Rinne	Nashville	2-0	12-1-08	Buffalo	30
	135.	Cam Ward	Carolina	3-0	2-15-09	Buffalo	36
	136.	Yann Danis	NY Islanders	2-0	2-28-09	NY Islanders	31
2009-10 (6)	137.	Martin Biron (2)	NY Islanders	5-0	10-31-09	NY Islanders	38
	138.	Jose Theodore (2)	Washington	2-0	11-25-09	Washington	25
	139.	Martin Brodeur (2)	New Jersey	3-0	12-7-09	Buffalo	37
	140.	Brian Elliott	Ottawa	2-0	12-16-09	Ottawa	22
	141.	Steve Mason	Columbus	4-0	2-6-10	Columbus	28
	142.	Jaroslav Halak	Montreal	3-0	4-3-10	Montreal	29

Opponent Shutout Leaders

Patrick Roy (5), Ron Tugnutt (5), Andy Moog (4), Ed Giacomin (3), Chris Osgood (3), Glenn Resch (3), Mike Richter (3), Dan Bouchard (2), Roman Cechmanek (2), Byron Dafoe (2), Gary Edwards (2), Tony Esposito (2), Grant Fuhr (2), Rejean Lemelin (2), Jacques Plante (2), Felix Potvin (2), Jim Rutherford (2), Tommy Salo (2), Corey Schwab (2), Darcy Wakaluk (2), Rick Wamsley (2)

Notes: Figure in brackets for goaltender indicates cumulative total against the Sabres.



REGULAR SEASON 1-0 GAMES

Date	Opponent	Goal Scorer	Winning Goalie	Sabres Record
12-6-70	vs. Minnesota	R. Anderson	R. Crozier (Buf.)	1-0
1-20-72	vs. Vancouver	D. Luce	R. Crozier (Buf.)	2-0
11-12-72	vs. Pittsburgh	S. Atkinson	R. Crozier (Buf.)	3-0
1-13-74	vs. St. Louis	G. Perreault	D. Dryden (Buf.)	4-0
10-19-78	vs. Toronto	C. Ramsay	D. Edwards (Buf.)	5-0
3-27-86	at Philadelphia	G. Perreault	J. Cloutier (Buf.)	6-0
2-3-90	at Montreal	S. Richer	P. Roy (Mtl.)	6-1
2-4-90	vs. N.Y. Islanders	D. King	G. Healy (NYI)	6-2
4-8-94	vs. Montreal	D. Audette	D. Hasek (Buf.)	7-2
2-2-95	at Washington	D. Hawerchuk	D. Hasek (Buf.)	8-2
1-17-96	vs. Pittsburgh	J. Jagr	T. Barrasso (Pit.)	8-3
1-26-96	at Washington	J. Juneau	J. Carey (Wsh.)	8-4
4-12-97	at Ottawa	S. Duchesne	R. Tugnutt (Ott.)	8-5
12-19-97	vs. Montreal	D. Audette	D. Hasek (Buf.)	9-5
3-2-98	at N.Y. Rangers	A. Zhitnik	D. Hasek (Buf.)	10-5
3-27-98	at Edmonton	M. Satan	D. Hasek (Buf.)	11-5
4-5-98	vs. Ottawa	D. Alfredsson	D. Rhodes (Ott.)	11-6
10-23-98	vs. Washington	J. Svejkovsky	O. Kolzig (Wsh.)	11-7
1-11-99	at Phoenix	D. Drake	N. Khabibulin (Phx.)	11-8
1-28-00	vs. Ottawa	J. Patrick	M. Biron (Buf.)	12-8
1-29-00	at Boston	P. Axelsson	B. Dafoe (Bos.)	12-9
1-19-01	vs. Florida	D. Hamel	D. Hasek (Buf.)	13-9
2-22-01	at New Jersey	D. Andreychuk	D. Hasek (Buf.)	14-9
3-21-01	at Carolina	D. Tanabe	A. Irbe (Car.)	14-10
*12-31-02	vs. NY Islanders	J. Blake	C. Osgood (NYI)	14-11
1-14-03	at Minnesota	D. Hamel	R. Miller (Buf.)	15-11
1-18-03	at Phoenix	C. Brown	M. Biron (Buf.)	16-11
1-15-04	vs. Boston	S. Samsonov	F. Potvin (Bos.)	16-12
1-30-08	at Florida	T. Vanek	R. Miller (Buf.)	17-12
2-13-08	vs. Toronto	P. Gaustad	R. Miller (Buf.)	18-12
10-10-09	at Nashville	M. Grier	R. Miller (Buf.)	19-12
1-3-10	at Montreal	T. Connolly	R. Miller (Buf.)	20-12

PLAYOFFS 1-0 GAMES

Date	Opponent	Goal Scorer	Winning Goalie	Sabres Record
4-6-83	at Montreal	B. Peterson	B. Sauve (Buf.)	1-0
*4-27-94	vs. New Jersey	D. Hannan	D. Hasek (Buf.)	2-0
*4-23-97	at Ottawa	D. Alfredsson	R. Tugnutt (Ott.)	2-1

Notes: * Overtime decision



EMPTY NET GOALS By Current Sabres Only					
Player	09-10	08-09	07-08	06-07	05-06
Jochen Hecht	1	-	3	2	1
Jason Pominville	-	1	1	1	1
Derek Roy	1	-	-	-	1
Thomas Vanek	1	1	1	3	1
Sabres Total	3	3	8	9	11
Opponents Total	7	8	8	3	5

2009-10 ENG by Opponents: Daniel Alfredsson (OTT) (2), Daniel Carcillo (PHI), Rostislav Olesz (FLA), Jed Ortmeyer (SJ), Boyd Gordon (WASH), Fredrik Sjostrom (TOR)

2008-09 ENG by Opponents: Jordan Staal (PIT), Jeff Carter (PHI), Mark Streit (NYI), Boyd Gordon (WASH), Mike Richards (PHI), Darrell Powe (PHI), Ryan Callahan (NYR), Nicklas Lidstrom (DET)

2007-08 ENG by Opponents: Nikolai Zherdev (CBJ), Chris Higgins (MTL), Bryan Smolinski (MTL), Dany Heatley (OTT), Evgeni Malkin (PIT), Ilya Kovalchuk (ATL), Colby Armstrong (PIT), Antoine Vermette (OTT)

2006-07 ENG by Opponents: Chris Phillips (OTT), John Erskine (WSH), Dominic Moore (PIT)

2005-06 ENG by Opponents: Shean Donovan (CGY), Chris Kelly (OTT), Brad Larsen (ATL), Jarkko Ruutu (VAN), Justin Williams (CAR)

Notes: Buffalo totals are as Sabres only



SABRES PENALTY SHOTS

Game	Match-Up	Result
Nov. 5, 1970 vs. Vancouver	Paul Andrea vs. Vancouver's Dunc Wilson	unsuccessful
Dec. 20, 1973 vs. Montreal	John Gould vs. Montreal's Michel Plasse	unsuccessful
Jan. 31, 1974 at Philadelphia	Rick Martin vs. Philadelphia's Bernie Parent	goal
Jan. 25, 1975 at Montreal	Rick Martin vs. Montreal's Michel Larocque	unsuccessful
Feb. 2, 1975 vs. Kansas City	Don Luce vs. Kansas City's Denis Herron	unsuccessful
Oct. 19, 1975 vs. Washington	Don Luce vs. Washington's Ron Low	unsuccessful
Feb. 4, 1976 at Los Angeles	Gil Perreault vs. Los Angeles' Rogie Vachon	unsuccessful
Feb. 22, 1976 vs. Montreal	Rene Robert vs. Montreal's Ken Dryden	unsuccessful
April 1, 1978 at Toronto	Gil Perreault vs. Toronto's Mike Palmateer	unsuccessful
Dec. 19, 1982 vs. Quebec	Brent Peterson vs. Quebec's Dan Bouchard	unsuccessful
Nov. 25, 1983 vs. Chicago	Gil Perreault vs. Chicago's Murray Bannerman	goal
Jan. 13, 1984 vs. Edmonton	Brent Peterson vs. Edmonton's Grant Fuhr	unsuccessful
Jan. 14, 1984 at Detroit	Brent Peterson vs. Detroit's Greg Stefan	unsuccessful
Oct. 31, 1984 vs. Philadelphia	John Tucker vs. Philadelphia's Pelle Lindbergh	goal
Dec. 26, 1984 vs. Toronto	John Tucker vs. Toronto's Rick St. Croix	unsuccessful
Nov. 22, 1986 at Quebec	Dave Andreychuk vs. Quebec's Clint Malarchuk	unsuccessful
Nov. 15, 1987 vs. Toronto	Christian Ruuttu vs. Toronto's Ken Wregget	unsuccessful
*April 9, 1988 vs. Boston	John Tucker vs. Boston's Andy Moog	goal
Feb. 19, 1989 vs. Detroit	Mike Foligno vs. Detroit's Glen Hanlon	unsuccessful
Oct. 17, 1990 vs. Montreal	Pierre Turgeon vs. Montreal's Patrick Roy	goal
Oct. 12, 1991 at Quebec	Dave McLlwain vs. Quebec's Ron Tugnutt	unsuccessful
Jan. 10, 1992 vs. Edmonton	Alexander Mogilny vs. Edmonton's Bill Ranford	unsuccessful
Feb. 7, 1992 vs. Minnesota	Dave Andreychuk vs. Minnesota's Darcy Wakaluk	unsuccessful
Nov. 11, 1992 vs. Boston	Brad May vs. Boston's Andy Moog	goal
Nov. 29, 1992 at Ottawa	Pat LaFontaine vs. Ottawa's Peter Sidorkiewicz	goal
Dec. 17, 1993 vs. Los Angeles	Alexander Mogilny vs. Los Angeles' Robb Stauber	unsuccessful
Jan. 11, 1994 at Chicago	Randy Wood vs. Chicago's Jeff Hackett	goal
Feb. 10, 1994 at Boston	Wayne Presley vs. Boston's Vincent Riendeau	unsuccessful
Oct. 22, 1995 vs. St. Louis	Dave Hannan vs. St. Louis' Grant Fuhr	unsuccessful
Feb. 3, 1996 at Boston	Randy Burridge vs. Boston's Bill Ranford	unsuccessful
Nov. 21, 1996 vs. Toronto	Donald Audette vs. Toronto's Felix Potvin	unsuccessful
April 11, 1998 at Ottawa	Dixon Ward vs. Ottawa's Damian Rhodes	goal
Oct. 9, 1999 at Atlanta	Miroslav Satan vs. Atlanta's Damien Rhodes	goal
Dec. 28, 1999 vs. Detroit	Miroslav Satan vs. Detroit's Ken Wregget	unsuccessful
March 4, 2000 at NY Islanders	Miroslav Satan vs. NY Islanders Kevin Weekes	unsuccessful
Nov. 3, 2001 at Ottawa	Miroslav Satan vs. Ottawa's Patrick Lalime	unsuccessful
Nov. 19, 2001 at Atlanta	Tim Connolly vs. Atlanta's Milan Hnilicka	goal
Feb. 15, 2003 vs. NY Rangers	Miroslav Satan vs. NY Rangers Mike Dunham	goal
Dec. 8, 2005 vs. Anaheim	Thomas Vanek vs. Anaheim's J-S Giguere	goal
Mar. 12, 2006 vs. Boston	Maxim Afinogenov vs. Boston's Andrew Raycroft	goal
Mar. 25, 2006 at Montreal	J-P Dumont vs. Montreal's David Aebischer	unsuccessful
*Apr. 28, 2006 at Philadelphia	Derek Roy vs. Philadelphia's Robert Esche	unsuccessful
Nov. 10, 2006 vs. Florida	Thomas Vanek vs. Florida's Alexander Auld	unsuccessful
Dec. 28, 2006 vs. Carolina	Ales Kotalik vs. Carolina's John Grahame	goal
Jan. 26, 2007 at Columbus	Daniel Paille vs. Columbus' Fredrik Norrena	unsuccessful
Feb. 24, 2007 at Ottawa	Thomas Vanek vs. Ottawa's Ray Emery	unsuccessful
Dec. 1, 2007 vs. Carolina	Drew Stafford vs. Carolina's John Grahame	unsuccessful
Apr. 9, 2009 at Carolina	Derek Roy vs. Carolina's Michael Leighton	goal
Oct. 16, 2009 vs. NY Islanders	Clarke MacArthur vs. NY Islanders Dwayne Roloson	goal
Dec. 29, 2009 vs. Pittsburgh	Drew Stafford vs. Pittsburgh's Marc-Andre Fleury	goal
Apr. 10, 2010 at Ottawa	Thomas Vanek vs. Ottawa's Pascal Leclaire	goal

Shots For: 51 **Goals For: 19** **Unsuccessful: 32**

Notes: * Indicates a playoff game



OPPONENT PENALTY SHOTS

Game	Match-Up	Result
Oct. 20, 1971 at Toronto	Paul Henderson vs. Roger Crozier	unsuccessful
Nov. 12, 1972 vs. Pittsburgh	Lowell McDonald vs. Roger Crozier	unsuccessful
March 9, 1973 at Vancouver	Andre Boudrias vs. Roger Crozier	goal
Nov. 13, 1974 at Montreal	Steve Shutt vs. Gary Bromley	unsuccessful
Dec. 5, 1974 vs. Washington	Tommy Williams vs. Gary Bromley	unsuccessful
Jan. 23, 1975 vs. Detroit	Pierre Jarry vs. Roger Crozier	unsuccessful
Feb. 22, 1981 vs. Montreal	Steve Shutt vs. Don Edwards	unsuccessful
Dec. 17, 1981 at Philadelphia	Behn Wilson vs. Don Edwards	goal
March 29, 1983 at Hartford	Blaine Stoughton vs. Bob Sauve	goal
March 9, 1984 vs. Los Angeles	Marcel Dionne vs. Tom Barrasso	goal
Jan. 5, 1985 at N.Y. Islanders	Bryan Trottier vs. Tom Barrasso	unsuccessful
Jan. 24, 1991 at Chicago	Dave Manson vs. Darcy Wakaluk	unsuccessful
Jan. 29, 1992 at Detroit	Steve Yzerman vs. Daren Puppa	goal
March 3, 1992 at Quebec	Mats Sundin vs. Tom Draper	goal
March 8, 1992 vs. NY Islanders	Marty McInnis vs. Tom Draper	unsuccessful
March 17, 1992 at Minnesota	Ulf Dahlen vs. Daren Puppa	unsuccessful
March 10, 1993 at Quebec	Alexei Gusarov vs. Grant Fuhr	goal
March 8, 1995 at Montreal	Mark Recchi vs. Dominik Hasek	unsuccessful
March 23, 1996 at Pittsburgh	Mario Lemieux vs. Dominik Hasek	unsuccessful
Feb. 27, 1997 at New Jersey	John MacLean vs. Dominik Hasek	goal
March 8, 1997 at Montreal	Vincent Damphousse vs. Dominik Hasek	unsuccessful
April 10, 1997 at Boston	Jason Allison vs. Dominik Hasek	unsuccessful
*May 11, 1997 vs. Philadelphia	Eric Lindros vs. Steve Shields	goal
Oct. 7, 1997 vs. Dallas	Jere Lehtinen vs. Dominik Hasek	goal
*May 29, 1999 at Toronto	Mats Sundin vs. Dominik Hasek	goal
Jan. 6, 2000 vs. New Jersey	Petr Sykora vs. Dwayne Roloson	goal
Jan. 8, 2000 at Ottawa	Daniel Alfredsson vs. Martin Biron	unsuccessful
March 4, 2000 at NY Islanders	Olli Jokinen vs. Dominik Hasek	goal
*April 16, 2000 vs. Philadelphia	Eric Desjardins vs. Dominik Hasek	unsuccessful
Nov. 3, 2002 vs. Montreal	Dainius Zubrus vs. Dominik Hasek	unsuccessful
Feb. 1, 2001 at Tampa Bay	Mike Johnson vs. Martin Biron	unsuccessful
*April 11, 2001 at Philadelphia	Mark Recchi vs. Dominik Hasek	unsuccessful
*May 2, 2001 at Pittsburgh	Martin Straka vs. Dominik Hasek	unsuccessful
Dec. 13, 2002 vs. Chicago	Alexei Zhamnov vs. Martin Biron	goal
Nov. 5, 2003 vs. Atlanta	Patrik Stefan vs. Martin Biron	goal
Nov. 9, 2005 vs. Carolina	Erik Cole vs. Martin Biron	unsuccessful
Nov. 9, 2005 vs. Carolina	Erik Cole vs. Martin Biron	goal
Dec. 5, 2005 at Colorado	Marek Svatos vs. Martin Biron	goal
March 25, 2006 at Boston	Travis Green vs. Ryan Miller	unsuccessful
Oct. 17, 2006 vs. Philadelphia	Mike Richards vs. Ryan Miller	unsuccessful
Dec. 16, 2006 vs. Ottawa	Jason Spezza vs. Ryan Miller	unsuccessful
March 9, 2007 vs. Minnesota	Marian Gaborik vs. Ryan Miller	unsuccessful
Oct. 19, 2007 vs. Columbus	Rick Nash vs. Ryan Miller	unsuccessful
Dec. 28, 2007 at New Jersey	Arron Asham vs. Ryan Miller	unsuccessful
Feb. 27, 2008 vs. Nashville	Scott Nichol vs. Ryan Miller	unsuccessful
Jan. 1, 2009 at Toronto	Niklas Hagman vs. Ryan Miller	unsuccessful
Jan. 19, 2009 at Florida	David Booth vs. Ryan Miller	goal
Mar. 20, 2009 vs. Philadelphia	Mike Richards vs. Patrick Lalime	unsuccessful
Mar. 21, 2009 at NY Rangers	Lauri Korpikoski vs. Patrick Lalime	unsuccessful
Oct. 13, 2009 vs. Detroit	Valteri Filppula vs. Ryan Miller	unsuccessful
Oct. 31, 2009 at NY Islanders	Doug Weight vs. Patrick Lalime	unsuccessful
Mar. 29, 2010 at Boston	Marco Sturm vs. Ryan Miller	unsuccessful

Shots Against: 52.....**Goals Against: 18**.....**Unsuccessful: 34**

Notes: * Indicates a playoff game



YEARLY LEADERS

Year	Goals	Assists	Points
1970-71	Perreault (38)	Goyette (46)	Perreault (72)
1971-72	Martin (44)	Perreault (48)	Martin & Perreault (74)
1972-73	Robert (40)	Perreault (60)	Perreault (88)
1973-74	Martin (52)	Robert (44)	Martin (86)
1974-75	Martin (52)	Robert (60)	Robert (100)
1975-76	Gare (50)	Perreault (69)	Perreault (113)
1976-77	Perreault (39)	Perreault (56)	Perreault (95)
1977-78	Perreault (41)	Perreault & Robert (48)	Perreault (89)
1978-79	Martin (32)	Perreault (58)	Perreault (85)
1979-80	Gare (56)	Perreault (66)	Perreault (106)
1980-81	Gare (46)	Van Boxmeer (51)	Gare (85)
1981-82	Perreault (31)	Van Boxmeer (54)	Perreault (73)
1982-83	McKegney (36)	Housley (47)	Perreault (76)
1983-84	Andreychuk (38)	Perreault (59)	Perreault (90)
1984-85	Andreychuk (31)	Perreault & Housley (53)	Perreault (83)
1985-86	Foligno (41)	Andreychuk (51)	Andreychuk (87)
1986-87	Foligno (30)	Andreychuk (48)	Andreychuk (73)
1987-88	Sheppard (38)	Andreychuk (48)	Andreychuk (78)
1988-89	Turgeon (34)	Turgeon (54)	Turgeon (88)
1989-90	Andreychuk & Turgeon (40)	Turgeon (66)	Turgeon (106)
1990-91	Andreychuk (36)	Hawerchuk (58)	Hawerchuk (89)
1991-92	LaFontaine (46)	Hawerchuk (75)	Hawerchuk (98)
1992-93	Mogilny (76)	LaFontaine (95)	LaFontaine (148)
1993-94	Hawerchuk (35)	Hawerchuk (51)	Hawerchuk (86)
1994-95	Audette (24)	Mogilny (28)	Mogilny (47)
1995-96	LaFontaine (40)	LaFontaine (51)	LaFontaine (91)
1996-97	Audette (28)	Galley (34)	Plante (53)
1997-98	Audette (24)	Zhitnik (30)	Satan (46)
1998-99	Satan (40)	Woolley (33)	Satan (66)
1999-00	Satan (33)	Gilmour (48)	Gilmour (73)
2000-01	Audette (34)	Audette (45)	Audette (79)
2001-02	Satan (37)	Satan (36)	Satan (73)
2002-03	Satan (26)	Satan (49)	Satan (75)
2003-04	Satan (29)	Briere & Hecht (37)	Briere (65)
2005-06	Drury (30)	Afinogenov (51)	Afinogenov (73)
2006-07	Vanek (43)	Briere (63)	Briere (95)
2007-08	Vanek (36)	Pominville (53)	Roy (81)
2008-09	Vanek (40)	Pominville (46)	Roy (70)
2009-10	Vanek (28)	Connolly (48)	Roy (69)



YEARLY LEADERS

Year	Penalty Minutes	Plus/Minus	Goals Against Avg.
1970-71	Pratt (179)	Atkinson (+1)	Crozier (3.68)
1971-72	Hamilton (105)	Ramsay (+5)	Crozier (3.51)
1972-73	Schoenfeld (178)	Robert (+16)	Dryden (2.65)
1973-74	Carriere (103)	Ramsay (+17)	Dryden (2.97)
1974-75	Korab & Schoenfeld (184)	Luce (+61)	Bromley (3.10)
1975-76	Gare (129)	Guevremont (+47)	Desjardins (2.95)
1976-77	Korab (120)	Hajt (+39)	Edwards (2.51)
1977-78	Korab (119)	Hajt (+36)	Edwards (2.64)
1978-79	Korab (104)	Ramsay (+21)	Edwards (3.02)
1979-80	Playfair (145)	Schoenfeld (+60)	Sauve (2.36)
1980-81	Playfair (169)	Ramsay (+39)	Edwards (2.96)
1981-82	Playfair (258)	Van Boxmeer (+23)	Edwards (3.51)
1982-83	Playfair (180)	Ramsey (+20)	Sauve (3.45)
1983-84	Playfair (209)	Foligno (+32)	Barrasso (2.84)
1984-85	Playfair (157)	Hajt (+32)	Barrasso (2.66)
1985-86	Foligno (168)	Foligno (+25)	Barrasso (3.61)
1986-87	Dykstra (179)	Foligno (+13)	Barrasso (3.65)
1987-88	Foligno (220)	Johansson (+12)	Barrasso (3.31)
1988-89	Hartman (316)	Ruuttu (+13)	Puppa (3.36)
1989-90	Hartman (211)	Ramsey (+21)	Puppa (2.89)
1990-91	Ray (350)	Four Players (+14)	Malarchuk (3.35)
1991-92	Ray (354)	LaFontaine (+10)	Draper (3.21)
1992-93	May (242)	Bodger (+14)	Hasek (3.15)
1993-94	Ray (274)	Muni (+28)	Hasek (1.95)
1994-95	Ray (173)	Khmylev (+8)	Hasek (2.11)
1995-96	Barnaby (335)	Wilson (+13)	Hasek (2.83)
1996-97	Ray (286)	Peca (+26)	Hasek (2.27)
1997-98	Barnaby (289)	Shannon (+26)	Hasek (2.09)
1998-99	Ray (261)	Shannon (+28)	Hasek (1.87)
1999-00	Ray (158)	Tsyplakov (+23)	Hasek (2.21)
2000-01	Ray (210)	Brown (+15)	Hasek (2.11)
2001-02	Ray (200)	McKee (+18)	Biron (2.22)
2002-03	Boulton (178)	Brown & Hecht (+4)	Noronen (2.42)
2003-04	Peters (151)	Hecht (+17)	Biron (2.52)
2005-06	Peters (100)	Kalinin (+14)	Miller (2.60)
2006-07	Mair (128)	Vanek (+47)	Miller (2.73)
2007-08	Peters (100)	Pominville (+16)	Miller (2.64)
2008-09	Gaustad (108)	Connolly (+12)	Miller (2.53)
2009-10	Rivet (100)	Hecht (+14)	Miller (2.22)



GAMES PLAYED Totals

Gil Perreault	1,191
Craig Ramsay	1,070
Mike Ramsey	911
Rob Ray	889
Bill Hajt	854
Dave Andreychuk	837
Don Luce	766
Alexei Zhitnik	712
Rick Martin	681
Ric Seiling	664
Mike Foligno	664

GOALS Totals

Gil Perreault	512
Rick Martin	382
Dave Andreychuk	368
Danny Gare	267
Craig Ramsay	252
Mike Foligno	247
Miroslav Satan	224
Rene Robert	222
Don Luce	216
Alexander Mogilny	211

ASSISTS Totals

Gil Perreault	814
Dave Andreychuk	436
Craig Ramsay	420
Phil Housley	380
Rene Robert	330
Rick Martin	313
Don Luce	310
Dale Hawerchuk	275
Mike Foligno	264
Mike Ramsey	256

POINTS Totals

Gil Perreault	1,326
Dave Andreychuk	804
Rick Martin	695
Craig Ramsay	672
Phil Housley	558
Rene Robert	552
Don Luce	527
Mike Foligno	511
Danny Gare	500
Miroslav Satan	456

PENALTY MINUTES Totals

Rob Ray	3,189
Mike Foligno	1,450
Larry Playfair	1,392
Brad May	1,323
Matthew Barnaby	1,248
Lindy Ruff	1,126
Jim Schoenfeld	1,025
Mike Ramsey	924
Mike Hartman	890
Jerry Korab	870

GAME-WINNING GOALS Totals

Gil Perreault	81
Rick Martin	47
Mike Foligno	43
Dave Andreychuk	38
Danny Gare	35
Miroslav Satan	33
Rene Robert	32
Craig Ramsay	32
Don Luce	30
Donald Audette	30
Thomas Vanek	29

POWER PLAY GOALS Totals

Dave Andreychuk	161
Gil Perreault	128
Rick Martin	112
Alexander Mogilny	78
Thomas Vanek	75
Miroslav Satan	74
Danny Gare	66
Pat LaFontaine	66
Donald Audette	65
Phil Housley	61
Mike Foligno	61

SHORT-HANDED GOALS Totals

Craig Ramsay	27
Don Luce	25
Miroslav Satan	15
Michael Peca	14
Wayne Presley	11
Ric Seiling	9
Dave Hannan	8
Gil Perreault	8
Gilles Hamel	8
Christian Ruuttu	8
Bob Sweeney	8
Andre Savard	7
Dixon Ward	7

GAME-TYING GOALS Totals

Danny Gare	21
Rick Martin	20
Gil Perreault	16
Craig Ramsay	15
Rene Robert	10
Don Luce	10
Mike Foligno	8
Dave Andreychuk	8
Gerry Meehan	7
Ric Seiling	6
Larry Playfair	6

HAT TRICKS Totals

Rick Martin	21
Gil Perreault	18
Danny Gare	10
Alexander Mogilny	10
Dave Andreychuk	9



HAT TRICKS <small>Continued</small>	Totals
Thomas Vanek	6
Pat LaFontaine	6
Miroslav Satan	6
Rene Robert	5

SHOTS	Totals
Gil Perreault	2,837
Dave Andreychuk	2,342
Rick Martin	2,192
Phil Housley	1,610
Don Luce	1,562
Miroslav Satan	1,560
Rene Robert	1,481
Danny Gare	1,480
Craig Ramsay	1,479
Mike Foligno	1,438
Alexander Mogilny	1,333

GOALIE GAMES	Totals
Dominik Hasek	491
Ryan Miller	333
Don Edwards	307
Martin Biron	281
Tom Barrasso	266
Bob Sauve	246
Daren Puppa	215
Roger Crozier	202
Jacques Cloutier	144
Dave Dryden	120
Gerry Desjardins	116
Clint Malarchuk	102

GOALIE WINS	Totals
Dominik Hasek	234
Ryan Miller	187
Don Edwards	156
Martin Biron	134
Tom Barrasso	124

GOALIE WINS <small>Continued</small>	Totals
Bob Sauve	119
Daren Puppa	96
Roger Crozier	74
Gerry Desjardins	66
Jacques Cloutier	50
Dave Dryden	43
Clint Malarchuk	39

GOALIE SHUTOUTS	Totals
Dominik Hasek	55
Martin Biron	18
Ryan Miller	17
Don Edwards	14
Tom Barrasso	13
Roger Crozier	10
Bob Sauve	7
Daren Puppa	5
Dave Dryden	5
Gerry Desjardins	5
Gary Bromley	4
Mika Noronen	3
Grant Fuhr	2
Clint Malarchuk	2

GOALIE MINUTES	Totals
Dominik Hasek	28,664
Ryan Miller	19,609
Don Edwards	17,969
Martin Biron	15,709
Tom Barrasso	15,463
Bob Sauve	14,063
Daren Puppa	11,763
Roger Crozier	10,980
Jacques Cloutier	7,442
Gerry Desjardins	6,802
Dave Dryden	6,440
Clint Malarchuk	5,692

**YEARLY WON-LOST RECORD FOR SABRES GOALTENDERS**

Year	Goaltender	W	L	T	Year	Goaltender	W	L	T
1970-71	Roger Crozier	9	20	7	1989-90	Clint Malarchuk	14	11	2
	Joe Daley	12	16	8		Daren Puppa	31	16	6
	Dave Dryden	3	3	0		1990-91	David Littman	0	0
1971-72	Roger Crozier	13	34	14	Clint Malarchuk		12	14	10
	Dave Dryden	3	9	5	Daren Puppa		15	11	6
1972-73	Roger Crozier	23	13	7	Darcy Wakaluk	4	5	3	
	Dave Dryden	14	13	7	1991-92	Tom Draper	10	9	5
1973-74	Rocky Farr	0	1	0		David Littman	0	1	0
	Gary Bromley	3	5	3	Clint Malarchuk	10	13	3	
	Roger Crozier	4	5	0	Daren Puppa	11	14	4	
	Dave Dryden	23	20	8	1992-93	Tom Draper	5	6	0
Rocky Farr	2	4	1	Grant Fuhr		11	15	2	
1974-75	Gary Bromley	26	11	11	Dominik Hasek	11	10	4	
	Roger Crozier	17	2	1	Daren Puppa	11	5	4	
	Gerry Desjardins	6	2	1	1993-94	Grant Fuhr	13	12	3
Rocky Farr	0	1	2	Dominik Hasek		30	20	6	
1975-76	Gary Bromley	0	1	0	1994-95	Grant Fuhr	1	2	0
	Roger Crozier	8	2	5	Dominik Hasek	19	14	7	
	Gerry Desjardins	29	15	11	Robb Stauber	2	3	0	
1976-77	Al Smith	9	3	2	1995-96	Martin Biron	0	2	0
	Gerry Desjardins	31	12	6		John Blue	2	2	0
	Don Edwards	16	7	2	Dominik Hasek	22	30	6	
	Bob Sauve	1	2	0	Steve Shields	1	0	0	
1977-78	Al Smith	0	3	0	1996-97	Andrei Trefilov	8	8	1
	Gerry Desjardins	0	1	0		Dominik Hasek	37	20	10
	Don Edwards	38	16	17	Steve Shields	3	8	2	
1978-79	Bob Sauve	6	2	0	1997-98	Andrei Trefilov	0	2	0
	Don Edwards	26	18	9		Dominik Hasek	33	23	13
	Randy Ireland	0	0	0	Steve Shields	3	6	4	
1979-80	Bob Sauve	10	10	7	1998-99	Martin Biron	1	2	1
	Don Edwards	27	9	12		Dominik Hasek	30	18	14
1980-81	Bob Sauve	20	8	4	Dwayne Roloson	6	8	2	
	Don Edwards	23	10	12	1999-00	Martin Biron	19	18	2
1981-82	Bob Sauve	16	10	9		Dominik Hasek	15	11	6
	Jacques Cloutier	5	1	0	Dwayne Roloson	1	7	3	
	Don Edwards	26	23	9	2000-01	Dominik Hasek	37	24	4
Paul Harrison	2	1	1	Martin Biron		7	7	1	
1982-83	Bob Sauve	6	1	5	Mika Noronen	2	0	0	
	Jacques Cloutier	10	7	6	2001-02	Martin Biron	31	28	10
	Phil Myre	3	2	0		Mika Noronen	4	3	1
1983-84	Bob Sauve	25	20	7	Bob Essensa	0	5	0	
	Tom Barrasso	26	12	3	2002-03	Martin Biron	17	28	6
Bob Sauve	22	13	4	Ryan Miller		6	8	1	
1984-85	Tom Barrasso	25	18	10	Mika Noronen	4	9	3	
	Jacques Cloutier	0	0	1	2003-04	Martin Biron	26	18	5
	Bob Sauve	13	10	3		Mika Noronen	11	17	2
1985-86	Tom Barrasso	29	24	5	Ryan Miller	0	3	0	
	Jacques Cloutier	5	9	1	2005-06	Ryan Miller	30	14	3
Daren Puppa	0	2	1	Martin Biron		21	8	3	
1986-87	Tom Barrasso	17	23	2	Mika Noronen	1	2	0	
	Jacques Cloutier	11	19	5	2006-07	Ryan Miller	40	16	6
	Daren Puppa	0	2	1		Martin Biron	12	4	1
1987-88	Tom Barrasso	25	18	8	Ty Conklin	1	2	0	
	Jacques Cloutier	4	8	2	2007-08	Ryan Miller	36	27	10
	Daren Puppa	8	6	1		Jocelyn Thibault	3	4	2
1988-89	Tom Barrasso	2	7	0	2008-09	Ryan Miller	34	18	6
	Jacques Cloutier	15	14	0		Patrick Lalime	5	13	3
	Clint Malarchuk	3	1	1	Mikael Tellqvist	2	1	0	
	Daren Puppa	17	10	6	2009-10	Ryan Miller	41	18	8
	Darcy Wakaluk	1	3	0		Patrick Lalime	4	8	2
					Jhonas Enroth	0	1	0	



MOSTS GOALS IN A SEASON	Totals
76	Alexander Mogilny (1992-93)
56	Danny Gare (1979-80)
53	Pat LaFontaine (1992-93)
52	Rick Martin (1973-74)
52	Rick Martin (1974-75)
50	Danny Gare (1975-76)
49	Rick Martin (1975-76)
46	Pat LaFontaine (1991-92)
46	Danny Gare (1980-81)
45	Rick Martin (1979-80)

MOSTS ASSISTS IN A SEASON	Totals
95	Pat LaFontaine (1992-93)
80	Dale Hawerchuk (1992-93)
75	Dale Hawerchuk (1991-92)
69	Gil Perreault (1975-76)
66	Gil Perreault (1979-80)
66	Pierre Turgeon (1989-90)
63	Daniel Briere (2006-07)
60	Rene Robert (1974-75)
60	Phil Housley (1989-90)
60	Gil Perreault (1972-73)

MOSTS POINTS IN A SEASON	Totals
148	Pat LaFontaine (1992-93)
127	Alexander Mogilny (1992-93)
113	Gil Perreault (1975-76)
106	Gil Perreault (1979-80)
106	Pierre Turgeon (1989-90)
100	Rene Robert (1974-75)
98	Dale Hawerchuk (1991-92)
96	Dale Hawerchuk (1992-93)
96	Gil Perreault (1974-75)
95	Daniel Briere (2006-07)
95	Rick Martin (1974-75)
95	Gil Perreault (1976-77)

BEST PLUS/MINUS IN A SEASON (40 GP)	Totals
+61	Don Luce (1974-75)
+60	Jim Schoenfeld (1979-80)
+51	Craig Ramsay (1974-75)
+49	Danny Gare (1979-80)
+47	Bill Hajt (1974-75)
+47	Jocelyn Guevremont (1975-76)
+47	Thomas Vanek (2006-07)
+44	Craig Ramsay (1975-76)
+41	Jerry Korab (1974-75)
+40	Danny Gare (1974-75)
+40	Jim Schoenfeld (1975-76)
+40	Tony McKegney (1979-80)
+40	John Van Boxmeer (1979-80)

MOST POWER PLAY GOALS IN A SEASON	Totals
28	Dave Andreychuk (1991-92)
27	Alexander Mogilny (1992-93)
23	Pat LaFontaine (1991-92)
21	Rick Martin (1974-75)
20	Thomas Vanek (2008-09)

MOST POWER PLAY GOALS IN A SEASON	Continued	Totals
20		Pat LaFontaine (1992-93)
20		Dave Andreychuk (1992-93)
19		Thomas Vanek (2007-08)
19		Pierre Turgeon (1988-89)
19		Rick Martin (1971-72)
18		Rick Martin (1975-76)
18		Dave Andreychuk (1989-90)

MOST SHORT-HANDED GOALS IN A SEASON	Totals
8	Don Luce (1974-75)
7	Craig Ramsay (1974-75)
6	Michael Peca (1996-97)
5	Michael Peca (1997-98)
5	Wayne Presley (1994-95)
5	Wayne Presley (1993-94)
5	Craig Ramsay (1977-78)
4	Dave Snuggerud (1990-91)
4	Don Luce (1980-81)
4	Curtis Brown (2002-03)

MOST GAME-WINNING GOALS IN A SEASON	Totals
11	Alexander Mogilny (1992-93)
11	Danny Gare (1979-80)
10	Pierre Turgeon (1989-90)
9	Derek Roy (2008-09)
9	Thomas Vanek (2007-08)
9	Chris Drury (2006-07)
9	Gil Perreault (1976-77)
8	Michael Peca (1998-99)
8	Gil Perreault (1974-75)
7	15 tied

MOST GAME-TYING GOALS IN A SEASON	Totals
6	Danny Gare (1977-78)
4	Danny Gare (1978-79)
4	Danny Gare (1975-76)
4	Rick Martin (1971-72)
3	several players tied

MOST SHOTS IN A SEASON	Totals
360	Alexander Mogilny (1992-93)
337	Dave Andreychuk (1991-92)
327	Rick Martin (1975-76)
320	Rick Martin (1973-74)
306	Pat LaFontaine (1992-93)
303	Danny Gare (1975-76)
301	Rick Martin (1974-75)
299	Rick Martin (1972-73)
274	Danny Gare (1974-75)
273	Rene Robert (1975-76)

BEST SHOOTING PERCENTAGE (50+ GP)	Totals
24.4	Peter McNab (1974-75)
24.2	Mikko Makela (1990-91)
23.1	Yvon Lambert (1981-82)
23.0	Craig Ramsay (1978-79)
22.9	Kevin Maguire (1988-89)
22.7	Pat LaFontaine (1991-92)



BEST SHOOTING PERCENTAGE (50+ GP) <small>Continued</small>		Totals
22.2	Gil Perreault (1979-80)	
22.0	Ray Sheppard (1987-88)	
21.8	Craig Ramsay (1980-81)	
21.4	Gil Perreault (1977-78)	
21.4	Ric Seiling (1980-81)	

MOST PENALTY MINUTES IN A SEASON		Totals
354	Rob Ray (1991-92)	
350	Rob Ray (1990-91)	
335	Matthew Barnaby (1995-96)	
316	Mike Hartman (1988-89)	
309	Brad May (1991-92)	
305	Gord Donnelly (1991-92)	
295	Brad May (1995-96)	
289	Matthew Barnaby (1997-98)	
287	Rob Ray (1995-96)	
286	Rob Ray (1996-97)	

MOST HAT TRICKS IN A SEASON		Totals
7	Rick Martin (1975-76)	
7	Alexander Mogilny (1992-93)	
4	Thomas Vanek (2007-08)	
4	Rick Martin (1973-74)	
4	Gil Perreault (1977-78)	
4	Pat LaFontaine (1991-92)	
3	Gil Perreault (1974-75)	
3	Danny Gare (1975-76)	
3	Rene Robert (1976-77)	
3	Dave Andreychuk (1987-88)	
3	Eddie Shack (1970-71)	

MOST GAMES BY A GOALIE		Totals
76	Ryan Miller (2007-08)	
72	Martin Biron (2001-02)	
72	Dominik Hasek (1997-98)	
72	Don Edwards (1977-78)	
69	Ryan Miller (2009-10)	
67	Dominik Hasek (2000-01)	
67	Dominik Hasek (1996-97)	
64	Dominik Hasek (1998-99)	
63	Roger Crozier (1971-72)	
63	Ryan Miller (2006-07)	
62	Don Edwards (1981-82)	

MOST MINUTES BY A GOALIE		Totals
4,474	Ryan Miller (2007-08)	
4,220	Dominik Hasek (1997-98)	
4,209	Don Edwards (1977-78)	
4,085	Martin Biron (2001-02)	
4,037	Dominik Hasek (1996-97)	
3,904	Dominik Hasek (2000-01)	
3,817	Dominik Hasek (1998-99)	
3,693	Ryan Miller (2006-07)	
3,654	Roger Crozier (1971-72)	
3,561	Tom Barrasso (1985-86)	
3,500	Don Edwards (1981-82)	

MOST WINS BY A GOALIE		Totals
41	Ryan Miller (2009-10)	
40	Ryan Miller (2006-07)	
38	Don Edwards (1977-78)	
37	Dominik Hasek (1996-97)	
37	Dominik Hasek (2000-01)	
36	Ryan Miller (2007-08)	
34	Ryan Miller (2008-09)	
33	Dominik Hasek (1997-98)	
31	Gerry Desjardins (1976-77)	
31	Daren Puppa (1989-90)	
31	Martin Biron (2001-02)	
30	Dominik Hasek (1993-94)	
30	Ryan Miller (2005-06)	

MOST LOSSES BY A GOALIE		Totals
34	Roger Crozier (1971-72)	
30	Dominik Hasek (1995-96)	
28	Martin Biron (2002-03)	
28	Martin Biron (2001-02)	
27	Ryan Miller (2007-08)	
24	Dominik Hasek (2000-01)	
24	Tom Barrasso (1985-86)	
23	Dominik Hasek (1997-98)	
23	Don Edwards (1981-82)	
23	Tom Barrasso (1986-87)	
20	Dominik Hasek (1996-97)	
20	Dominik Hasek (1993-94)	
20	Bob Sauve (1982-83)	
20	Dave Dryden (1973-74)	

BEST SAVE PERCENTAGE (25+ GP)		Totals
.937	Dominik Hasek (1998-99)	
.932	Dominik Hasek (1997-98)	
.930	Dominik Hasek (1996-97)	
.930	Dominik Hasek (1994-95)	
.930	Dominik Hasek (1993-94)	
.929	Ryan Miller (2009-10)	
.921	Dominik Hasek (2000-01)	
.920	Martin Biron (2001-02)	
.920	Dominik Hasek (1995-96)	
.918	Ryan Miller (2008-09)	
.919	Dominik Hasek (1999-00)	
.914	Ryan Miller (2005-06)	
.913	Martin Biron (2003-04)	

LOWEST GOALS AGAINST AVG. (25+ GP)		Totals
1.87	Dominik Hasek (1998-99)	
1.95	Dominik Hasek (1993-94)	
2.09	Dominik Hasek (1997-98)	
2.11	Dominik Hasek (2000-01)	
2.11	Dominik Hasek (1994-95)	
2.21	Dominik Hasek (1999-00)	
2.22	Ryan Miller (2009-10)	
2.22	Martin Biron (2001-02)	
2.27	Dominik Hasek (1996-97)	
2.36	Bob Sauve (1979-80)	
2.42	Martin Biron (1999-00)	
2.51	Don Edwards (1976-77)	



MOST SHOTS FACED BY A GOALIE Totals

2,190	Roger Crozier (1971-72)
2,177	Dominik Hasek (1996-97)
2,149	Dominik Hasek (1997-98)
2,098	Ryan Miller (2009-10)
2,011	Dominik Hasek (1995-96)
1,970	Don Edwards (1977-78)
1,886	Ryan Miller (2006-07)
1,877	Dominik Hasek (1998-99)
1,781	Martin Biron (2001-02)
1,778	Tom Barrasso (1985-86)
1,773	Ryan Miller (2008-09)
1,726	Dominik Hasek (2000-01)
1,722	Don Edwards (1981-82)
1,658	Tom Barrasso (1987-88)

MOST GOALS BY A DEFENSEMAN Totals

31	Phil Housley (1983-84)
29	Phil Housley (1987-88)
26	Phil Housley (1988-89)
21	Phil Housley (1986-87)
21	Phil Housley (1989-90)
19	Phil Housley (1982-83)
18	John Van Boxmeer (1980-81)
16	Phil Housley (1984-85)
15	Alexei Zhitnik (1997-98)
15	Phil Housley (1985-86)
14	Three players tied

MOST ASSISTS BY A DEFENSEMAN Totals

60	Phil Housley (1989-90)
54	John Van Boxmeer (1981-82)
53	Phil Housley (1984-85)
51	John Van Boxmeer (1980-81)
47	Phil Housley (1985-86)
47	Phil Housley (1982-83)
46	Phil Housley (1986-87)
46	Phil Housley (1983-84)
45	Doug Bodger (1992-93)
44	Garry Galley (1995-96)
44	Jerry Korab (1974-75)
44	Phil Housley (1988-89)
42	Campbell (2006-07); Dunn (1980-81)

MOST POINTS BY A DEFENSEMAN Totals

81	Phil Housley (1989-90)
77	Phil Housley (1983-84)
70	Phil Housley (1988-89)
69	Phil Housley (1984-85)
69	John Van Boxmeer (1980-81)
68	John Van Boxmeer (1981-82)
67	Phil Housley (1986-87)
66	Phil Housley (1987-88)
66	Phil Housley (1982-83)
62	Phil Housley (1985-86)

MOST GOALS BY A ROOKIE Totals

44	Rick Martin (1971-72)
38	Gil Perreault (1970-71)
38	Ray Sheppard (1987-88)
31	Danny Gare (1974-75)
31	Donald Audette (1991-92)
25	Thomas Vanek (2005-06)
22	John Tucker (1984-85)
22	Peter McNab (1974-75)
22	Christian Ruuttu (1986-87)
21	Derek Plante (1993-94)
21	Ales Kotalik (2002-03)

MOST ASSISTS BY A ROOKIE Totals

47	Phil Housley (1982-83)
43	Christian Ruuttu (1986-87)
38	Calle Johansson (1987-88)
37	Tyler Myers (2009-10)
36	J.F. Sauve (1981-82)
35	Derek Plante (1993-94)
34	Gil Perreault (1970-71)
31	Danny Gare (1974-75)
30	Benoit Hogue (1988-89)
30	Rick Martin (1971-72)
28	Mogilny (1989-90); Turgeon (1987-88)

MOST POINTS BY A ROOKIE Totals

74	Rick Martin (1971-72)
72	Gil Perreault (1970-71)
66	Phil Housley (1982-83)
65	Ray Sheppard (1987-88)
65	Christian Ruuttu (1986-87)
62	Danny Gare (1974-75)
56	Derek Plante (1993-94)
55	J.F. Sauve (1981-82)
49	John Tucker (1984-85)
48	Donald Audette (1991-92)
48	Thomas Vanek (2005-06)
48	Tyler Myers (2009-10)

MOST PENALTY MINUTES BY A ROOKIE Totals

309	Brad May (1991-92)
178	Jim Schoenfeld (1972-73)
168	Doug Barrie (1970-71)
162	Kevin Maguire (1987-88)
151	Andrew Peters (2003-04)
120	Benoit Hogue (1988-89)
115	Bob Halkidis (1985-86)
108	Steve Dykstra (1985-86)
106	Matthew Barnaby (1993-94)
104	Bob Boughner (1995-96)



GAME RESULTS

Greatest Margin		
Winning	12	(14-2 win 12-21-75 vs. WSH)
Losing	9	(11-2 loss 11-7-70 at MTL) (9-0 loss 3-13-71 at STL) (9-0 loss 10-10-81 at MTL) (9-0 loss 12-22-87 at BOS) (9-0 loss 11-5-88 at CGY) (9-0 loss 12-6-88 at HAR)
Tie Score		
Highest	8-8	(1-15-92 at NJ)
Lowest	0-0	(11-9-72 vs. CAL) (10-31-79 at CHI) (2-5-83 at QUE) (10-15-86 vs. MTL) (11-2-96 at COL) (12-23-96 at NJ) (10-27-98 at NYR) (12-8-99 vs. OTT) (1-13-00 at BOS)

SCORING

Most Goals		
For	14	(14-4 win 3-19-81 vs. TOR) (14-2 win 12-21-75 vs. WSH)
Against	11	(11-2 loss 11-7-70 at MTL)
Combine	18	(14-4 win 3-19-81 vs. TOR)
Most Goals in One Period		
For	9	(3-19-81 vs. TOR)
Allowed	7	(11-7-70 at MTL)
Combine	12	(3-19-81, at BUF, 9 and TOR, 3)
Most Buffalo Points		
Game	40	(12-21-75 vs. WSH)
Period	23	(12-21-75 vs. WSH) (3-19-81 vs. TOR)
Most Points in One Period		
Combine	31	(3-19-81, at BUF, 23 and TOR, 8)
Fastest Two Goals		
For	:04	(Lee Fogolin and Don Luce, 10-17-74 vs. CAL)
Against	:07	(Larry DePalma and Dave Snuggerud, 11-5-92 at SJ) (Marcel Dionne and Hartland Monahan, 1-11-78 vs. LA) (Jim Moxey and Wayne Merrick, 2-1-76 at CAL)
Combine	:04	(Marian Stastny/QUE and Dale McCourt/BUF, 1-2-82 at QUE)
Fastest Three Goals		
For	:39	(Pat LaFontaine, Wayne Presley and Donald Audette, 3-22-92 at CHI)
Against	:34	(Danny Gare twice and Bob Manno, 10-26-84 at DET)
Combine	:18	(Jim Moxey/CAL, Wayne Merrick/CAL and Danny Gare/BUF, 2-1-76 at CAL)

SCORING Continued

Fastest Two Goals by One Player		
For	:10	(Derek Plante, 12-20-96 vs. LA) (Danny Gare, 11-8-80 at WSH)
Against	:10	(Darryl Sittler, 2-19-72 at TOR)
Fastest Three Goals by One Player		
For	3:49	(Don Luce, 12-22-74 at WSH)
Against	4:55	(Rick Kehoe, 3-10-76 at PIT)
Fastest Goal from Opening Face-off		
For	:05	(Alexander Mogilny, 12-21-91 vs. TOT)
Against	:09	(Yvon Courmoyer, 12-22-1973 at MTL) (Jim Wiemer, 3-27-85 vs. NYR)
Fastest Buffalo Goals from Start of Period		
One Goal	:05	(Alexander Mogilny, 12-21-91 vs. TOR)
Two Goals	:31	(Rene Robert and Rick Martin, 1-10-74 at NYR)

SHOTS ON GOAL

Sabres Shots		
Most	58	(2-2-75 vs. KC)
Fewest	11	(12-3-81 at BOS)
Opponent Shots		
Most	72	(12-10-70 at BOS)
Fewest	8	(3-21-76 vs. KC)
Sabres and Opponents Shots Combined		
Most	100	(12-10-70 vs. BOS)
Fewest	33	(10-15-83 vs. BOS)
Greatest Margin of Shots Favoring		
Sabres	37	(3-3-82 vs. HAR, 52-15)
Opp.	44	(12-10-70 vs. BOS, 72-28)
Sabres Shots in One Period		
Most	26	(2-25-78 vs. CLV)
Fewest	0	(2-19-81 at MTL) (1-16-99 at OTT)
Shots Allowed in One Period		
Most	30	(12-10-70 at BOS)
Fewest	0	(3-21-76 vs. KC)
Sabres and Opponents Shots Combined in One Period		
Most	41	(2-2-75 vs. KC)
Fewest	5	(3-14-72 vs. MIN) (12-23-72 vs. LA) (1-13-74 vs. STL)
Most Shots in Overtime Period		
Sabres	9	(2-1-00 vs. ANA)
Opp.	10	(2-16-96 vs. NJ)
Combine	11	(11-21-90 vs. NYR) (2-16-96 vs. NJ) (12-12-97 vs. CAR)

SHOTS ON GOAL

Most Penalty Minutes		
Sabres	188	(3-31-92 at MIN)
Opp.	172	(3-31-92 at MIN)
Combine	360	(3-31-92 at MIN)



GOALS & ASSISTS

Most Goals by Opposing Player

Game	4	Rosaire Paiement (2-9-71 at VAN) Bob Schmautz (11-19-72 at VAN) Phil Esposito (1-14-73 at BOS) Mark Napier (12-3-80 vs. MTL) Wendel Clark (10-11-86 at TOR) Joe Nieuwendyk (12-13-87 vs. CGY) Joe Sakic (4-14-92 at QUE) Brian Bellows (2-27-93 at MTL) Peter Bondra (4-3-96 vs. WSH) Jaroslav Svejksky (4-13-97 vs. WSH) Daniel Alfredsson (11-2-05 vs. OTT) Martin Havlat (11-2-05 vs. OTT)
------	---	--

Most Assists by Opposing Player

Game	5	Doug Gilmour (11-5-88 at CGY) Keith Tkachuk (2-23-01 vs. PHX)
------	---	--

POINTS & SAVES

Most Points by Opposing Player

Game	6	John Bucyk (12-10-70 at BOS, 2g – 4a) Garry Unger (3-13-71 at STL, 3g – 3a) Bernie Nicholls (11-22-87 vs. LA, 3g – 3a) Hakan Loob (3-12-88 at CGY, 3g – 3a) Kevin Dineen (4-15-93 vs. PHI, 3g – 3a) Daniel Alfredsson (11-2-05 vs. OTT, 4g – 2a)
------	---	---

Most Saves in Shutout by Opposing Player

Game	41	Pekka Rinne (10-10-09 at NSH)
------	----	-------------------------------

Least Saves in Shutout by Opposing Player

Game	14	Phil Myre (10-15-70 vs. MTL)
------	----	------------------------------

**CAREER POINTS vs. BUFFALO**

Name	GP	G	A	PTS
Ron Francis	128	36	78	114
Ray Bourque	128	27	86	113
Michel Goulet	84	38	62	100
Jaromir Jagr	73	41	55	96
Peter Stastny	78	41	51	92
Wayne Gretzky	55	27	56	83

CAREER POINTS vs. BUFFALO - ACTIVE

Name	GP	G	A	PTS
Daniel Alfredsson	76	38	40	78
Mark Recchi	83	25	45	70
Alexei Kovalev	78	27	26	53
Jason Spezza	40	19	33	52
Dany Heatley	42	24	27	51

CAREER GOALS vs. BUFFALO

Name	GP	G
Jaromir Jagr	73	41
Peter Stastny	78	41
Phil Esposito	51	39
Daniel Alfredsson	76	38
Michel Goulet	84	38

CAREER GOALS vs. BUFFALO - ACTIVE

Name	GP	G
Daniel Alfredsson	76	38
Alex Kovalev	78	27
Mark Recchi	83	25
Dany Heatley	42	24
Bill Guerin	48	19
Sergei Samsonov	52	19
Jason Spezza	40	19

CAREER ASSISTS vs. BUFFALO

Name	GP	A
Ray Bourque	128	86
Ron Francis	128	78
Michel Goulet	84	62
Wayne Gretzky	55	56
Jaromir Jagr	73	55
Mark Messier	73	55

CAREER ASSIST vs. BUFFALO - ACTIVE

Name	GP	A
Mark Recchi	83	45
Daniel Alfredsson	76	40
Jason Spezza	40	33
Marc Savard	39	29

CAREER WINS vs. BUFFALO

Name	GP	W	L	T/OT
Martin Brodeur	54	29	15	7
Patrick Roy	55	24	20	7
Mike Liut	46	22	20	2
Dan Bouchard	49	19	19	10
Bernie Parent	24	18	2	3

CAREER GOALS vs. WINS - ACTIVE

Name	GP	W	L	T/OT
Martin Brodeur	54	29	15	7
Johan Hedberg	17	12	2	2
Ray Emery	19	11	6	1
Jose Theodore	26	10	13	1
Brian Elliott	8	8	0	0
Roberto Luongo	16	8	6	2
Chris Osgood	16	8	6	2
Rick DiPietro	17	8	7	1



SERVICE		
Most Seasons		
Career	17	Gil Perreault (1970-71 to 1986-87)
Most Games Played Overall		
Career	1,191	Gil Perreault (1970-71 to 1986-87)
Season	84	Pat LaFontaine (1992-93) Brad May (1993-94) Richard Smehlik (1993-94) Randy Wood (1993-94)
Most Consecutive Games Played		
Career	776	Craig Ramsay (3-27-73 to 2-10-83)
Most Games Played by Left Wing		
Career	1,070	Craig Ramsay (1971-72 to 1984-85)
Season	84	Brad May (1993-94) Randy Wood (1993-94)
Most Games Played by Center		
Career	1,191	Gil Perreault (1970-71 to 1986-87)
Season	84	Pat LaFontaine (1992-93)
Most Games Played by Right Wing		
Career	889	Rob Ray (1989-90-2002-03)
Season	82	Ales Kotalik (2005-06)
Most Games Played by Defenseman		
Career	911	Mike Ramsey (1979-80 to 1992-93)
Season	84	Richard Smehlik (1993-94)

GOALS		
Most Goals Overall		
Career	512	Gil Perreault (1970-71 to 1986-87)
Season	76	Alexander Mogilny (1992-93)
Game	5	Dave Andreychuk (2-6-86 at BOS)
Most Consecutive Goal-Scoring Games		
Season	8	Alexander Mogilny (12-15-92 to 1-3-93) Mike Foligno (12-28-84 to 1-12-85) Miroslav Satan (12-19-98 to 1-2-99)
Most Goals by Left Wing		
Career	382	Rick Martin (1971-72 to 1980-81)
Season	52	Rick Martin (1973-74; 1974-75)
Game	5	Dave Andreychuk (2-6-86 at BOS)
Most Goals by Center		
Career	512	Gil Perreault (1970-71 to 1986-87)
Season	53	Pat LaFontaine (1992-93)
Game	3	Many times, last Derek Roy (3-9-06 vs. TB)
Most Goals by Right Wing		
Career	267	Danny Gare (1974-75 to 1981-82)
Season	76	Alexander Mogilny (1992-93)
Game	4	Alexander Mogilny (2-10-93 at WIN; 2-24-93 vs. DET) Miroslav Satan (2-16-04 vs. ATL)

GOALS Continued		
Most Goals by Defenseman		
Career	156	Phil Housley (1982-83 to 1989-90)
Season	29	Phil Housley (1987-88)
Game	3	Jerry Korab (11-19-78 vs. MIN) Jim Schoenfeld (3-13-81 at WIN) John Van Boxmeer (11-7-81 at NYI) Phil Housley (1-23-83 vs. WIN; 1-22-88 vs. NJ) Hannu Virta (3-19-83 at MTL)
Most Hat Tricks		
Career	21	Rick Martin (1971-72 to 1980-81)
Season	7	Rick Martin (1975-76) Alexander Mogilny (1992-93)
Most 4-or-More Goal Games		
Career	4	Rick Martin (1971-72 to 1980-81)
Season	2	Alexander Mogilny (1992-93)
Most Game-Winning Goals		
Career	81	Gil Perreault (1970-71 to 1986-87)
Season	11	Danny Gare (1979-80) Alexander Mogilny (1992-93)
Most Game-Tying Goals		
Career	21	Danny Gare (1974-75 to 1981-82)
Season	6	Danny Gare (1977-78)
20-GOAL SEASON		
Most 20-Goal Seasons		
Career	15	Gil Perreault (1970-71 to 1972-73; 1974-75 to 1985-86)
Most Consecutive 20-Goal Seasons		
Career	12	Gil Perreault (1974-75 to 1985-86)
30-GOAL SEASON		
Most 30-Goal Seasons		
Career	10	Gil Perreault (1970-71; 1974-75 to 1977-78; 1979-80; 1981-82 to 1984-85)
Most Consecutive 30-Goal Seasons		
Career	6	Rick Martin (1971-72 to 1976-77)
40-GOAL SEASON		
Most 40-Goal Seasons		
Career	5	Rick Martin (1971-72; 1973-74 to 1975-76; 1979-80)
Most Consecutive 40-Goal Seasons		
Career	3	Rick Martin (1973-74 to 1975-76)
50-GOAL SEASON		
Most 50-Goal Seasons		
Career	2	Danny Gare (1975-76; 1979-80) Rick Martin (1973-74 to 1974-75)
Most Consecutive 50-Goal Seasons		
Career	2	Rick Martin (1973-74 to 1974-75)



ASSISTS

Most Assists Overall

Career	814	Gil Perreault (1970-71 to 1986-87)
Season	95	Pat LaFontaine (1992-93)
Game	5	Gil Perreault (2-1-76 at CAL; 3-9-80 vs. STL; 1-4-84 vs. WIN) Dale Hawerchuk (1-15-92 at NJ) Pat LaFontaine (3-19-92 at LA; 12-31-92 vs. NYR; 2-10-93 at WIN)

Most Consecutive Assists-Scoring Games

Season	11	Gil Perreault (12-23-84 to 1-13-85)
--------	----	-------------------------------------

Most Assists by Left Wing

Career	436	Dave Andreychuk (1982-83 to 1992-93; 2000-01)
Season	51	Dave Andreychuk (1985-86)
Game	5	Dale Hawerchuk (1-15-92 at NJ)

Most Assists by Center

Career	814	Gil Perreault (1970-71 to 1986-87)
Season	95	Pat LaFontaine (1992-93)
Game	5	Gil Perreault (2-1-76 at CAL; 3-9-80 vs. STL; 1-4-84 vs. WIN) Pat LaFontaine (3-19-92 at LA; 12-31-92 vs. NYR; 2-10-93 at WIN)

Most Assists by Right Wing

Career	330	Rene Robert (1971-72 to 1978-79)
Season	60	Rene Robert (1974-75)
Game	4	several times, last Alexander Mogilny (3-30-95 vs. OTT)

Most Assists by Defenseman

Career	334	Phil Housley (1982-83 to 1989-90)
Season	60	Phil Housley (1989-90)
Game	4	Bill Hajt (11-13-76 vs. NYR) Phil Housley (12-23-89 at QUE)

POINTS

Most Points Overall

Career	1,326	Gil Perreault (1970-71 to 1986-87)
Season	148	Pat LaFontaine (1992-93)
Game	7	Gil Perreault (2-1-76 at CAL)

Most Point-Scoring Games in Succession

Season	18	Gil Perreault (10-24-71 to 12-4-71)
--------	----	-------------------------------------

Most Points by Left Wing

Career	804	Dave Andreychuk (1982-83 to 1992-93; 2000-01)
Season	95	Rick Martin (1974-75)
Game	6	Dave Andreychuk (2-6-86 at BOS)

Most Points by Center

Career	1,326	Gil Perreault (1970-71 to 1986-87)
Season	148	LaFontaine (1992-93)
Game	7	Gil Perreault (2-1-76 at CAL)

POINTS Continued

Most Points by Right Wing

Career	552	Rene Robert (1971-72 to 1978-79)
Season	127	Alexander Mogilny (1992-93)
Game	6	Jim Lorentz (12-6-73 vs. NYR)

Most Points by Defenseman

Career	490	Phil Housley (1982-83 to 1989-90)
Season	81	Phil Housley (1989-90)
Game	5	John Van Boxmeer (11-7-81 at NYI) Phil Housley (12-23-89 at QUE)

SHOTS ON GOAL

Most Shots on Goal Overall

Career	2,837	Gil Perreault (1970-71 to 1986-87)
Season	360	Alexander Mogilny (1992-93)
Game	12	Rene Robert (4-1-76 vs. BOS) Jim Schoenfeld (12-10-78 vs. TOR) Mike Foligno (3-3-82 vs. HAR) Ken Priestley (3-4-88 vs. NYR) Dave Andreychuk (11-13-92 vs. HAR) Alexander Mogilny (3-16-93 at STL)

Highest Shooting Percentage (50+ Gms)

Season	24.4	Peter McNab (1974-75)
--------	------	-----------------------

PLUS/MINUS

Highest Plus/Minus Rating

Career	NA	
Season	+61	Don Luce (1974-75)
Game	NA	

SPECIAL TEAMS

Most Power-Play Goals

Career	161	Dave Andreychuk (1982-83 to 1992-93; 2000-01)
Season	28	Dave Andreychuk (1991-92)
Game	4	Dave Andreychuk (3-19-92 at LA)

Most Short-Handed Goals

Career	27	Craig Ramsay (1971-72 to 1984-85)
Season	8	Don Luce (1974-75)
Game	2	Don Luce (12-22-74 at WSH) Bob Sweeney (4-1-95 at NYI) Michael Peca (12-31-97 vs. OTT) Alexei Zhitnik (3-19-98 vs. FLA)

**ROOKIE RECORD**

Most Goals by Rookie		
Season	44	Rick Martin (1971-72)
Most Assists by Rookie		
Season	47	Phil Housley (1982-83)
Most Points by Rookie		
Season	74	Rick Martin (1971-72)
Most Penalty Minutes by Rookie		
Season	309	Brad May (1991-92)
Fastest Goal by Rookie from Start of First NHL Game		
Game	:18	(Danny Gare, 10-10-74 vs. BOS)

GOALTENDERS

Most Games Played		
Career	491	Dominik Hasek (1992-93 to 2000-01)
Season	76	Ryan Miller (2007-08)
Most Wins		
Career	234	Dominik Hasek (1992-93 to 2000-01)
Season	40	Ryan Miller (2006-07)
Most Losses		
Career	172	Dominik Hasek (1992-93 to 2000-01)
Season	34	Roger Crozier (1971-72)
Most Minutes Played		
Career	28,664	Dominik Hasek (1992-93 to 2000-01)
Season	4,474	Ryan Miller (2007-08)

GOALTENDERS Continued

Lowest Goals Against Avg.		
Career	2.22	Dominik Hasek (1992-93 to 2000-01)
Season	1.87	Dominik Hasek (1998-99)
Saves in Complete Game		
Most	64	Joe Daley (12-10-70 at BOS)
Fewest	7	Al Smith (3-21-76 vs. KC)
Most Shutouts		
Career	55	Dominik Hasek (1992-93 to 2000-01)
Season	13	Dominik Hasek (1997-98)
Longest Shutout Sequence		
Season	221:58	Martin Biron (4:22 of 3rd period at SJ 1/16/03 to 0:46 of 2nd period at Ottawa 1/25/03)
Saves in Shutout		
Most	42	Dominik Hasek (12-19-97 vs. MTL)
Fewest	14	Gary Bromley (12-8-74 vs. MIN) Don Edwards (12-10-79 vs. DET) Tom Barrasso (12-28-84 vs. WIN; 1-19-85 at HAR; 4-5-87 vs. HAR)
Most Penalty Minutes		
Career	182	Tom Barrasso (1983-84 to 1988-89)
Season	50	Tom Barrasso (1987-88)
Most Assists		
Career	17	Tom Barrasso (1983-84 to 1988-89)
Season	6	Tom Barrasso (1984-85)
Game	2	Daren Puppa (12-28-88 vs. DET; 1-14-91 at TOR)

**A**

Player	Seasons	GP	G	A	PTS	PIM	Unif. No.
Afinogenov, Maxim	1999-00 to 2008-09	652	157	238	395	422	61
Ambroziak, Peter	1994-95	12	0	1	1	0	12
Anderson, Ron	1970-71 to 1971-72	111	14	16	30	63	16
Anderson, Shawn	1986-87 to 1989-90	113	6	26	32	66	37
Andersson, Mikael	1985-86 to 1988-89	99	4	33	37	18	14
Andrea, Paul	1970-71	47	11	21	32	4	21
Andreychuk, Dave	1982-83 to 1992-93; 2000-01	837	368	436	804	596	25,29,52
Arniel, Scott	1986-87 to 1989-90	295	64	74	138	243	9
Astley, Mark	1993-94 to 1995-96	75	4	19	23	92	21,33
Atkinson, Steve	1970-71 to 1973-74	255	49	47	96	96	19
Audette, Donald	1990-91 to 1997-98; 2000-01	421	166	131	297	335	28,45

B

Player	Seasons	GP	G	A	PTS	PIM	Unif. No.
Ball, Terry	1970-71 to 1971-72	12	0	1	1	6	21,28
Barnaby, Matthew	1992-93 to 1998-99	317	47	79	126	1248	36
Barnes, Stu	1998-99 to 2002-03	310	67	105	172	98	41
Barrasso, Tom	1983-84 to 1988-89	266	0	17	17	182	30
Barrie, Doug	1970-71 to 1971-72	102	6	28	34	213	5
Bartovic, Milan	2002-03 to 2003-04	26	2	8	10	18	15
Bernier, Steve	2007-08	17	3	6	9	2	56
Biron, Martin	1995-96; 1998-99 to 2006-07	300	0	5	5	57	00,43
Black, James	1993-94	2	0	0	0	0	40
Blue, John	1995-96	5	0	0	0	0	1
Bodger, Doug	1988-89 to 1995-96	479	54	233	287	506	8
Boland, Mike	1978-79	22	1	2	3	29	15
Botterill, Jason	2002-03 to 2003-04	36	3	5	8	28	28
Boucher, Philippe	1992-93 to 1994-95	65	7	16	23	43	24,4
Boulton, Eric	2000-01 to 2003-04	172	5	12	17	511	26
Boughner, Bob	1995-96 to 1997-98	177	2	11	13	494	6,46,4
Breitenbach, Ken	1975-76 to 1976-77; 1978-79	68	1	13	14	49	23,26
Briere, Daniel	2002-03 to 2006-07	225	92	138	230	219	48
Bromley, Gary	1973-74 to 1975-76	63	0	4	4	4	24,28,29
Brown, Brad	2003-04	13	0	2	2	12	4
Brown, Curtis	1994-95 to 2003-04	542	109	143	252	288	37
Brown, Greg	1990-91; 1992-93	49	1	3	4	41	15,9
Butler, Chris	2008-09 to 2009-10	106	3	24	27	33	34
Brydges, Paul	1986-87	15	2	2	4	6	16
Burridge, Randy	1995-96 to 1997-98	159	39	60	99	50	12
Busniuk, Ron	1972-73 to 1973-74	6	0	3	3	13	21,24
Byers, Mike	1971-72	46	9	7	16	12	12

C

Player	Seasons	GP	G	A	PTS	PIM	Unif. No.
Campbell, Brian	1999-00 to 2007-08	473	38	186	224	148	51
Card, Mike	2006-07	4	0	0	0	0	33
Carney, Keith	1991-92 to 1993-94	51	4	9	13	77	6,26
Carriere, Larry	1972-73 to 1974-75; 1977-78	206	9	43	52	284	5,23
Ciavaglia, Peter	1991-92 to 1992-93	5	0	0	0	0	12
Cloutier, Jacques	1981-82 to 1982-83; 1984-85 to 1988-89	144	0	7	7	29	1,29
Cloutier, Real	1983-84 to 1984-85	82	24	36	60	25	8
Conklin, Ty	2006-07	16	0	0	0	2	35
Conn, Rob	1995-96	28	2	5	7	18	25
Connolly, Tim	2001-02 to 2009-10	397	81	197	278	154	18,19
Corkum, Bob	1989-90; 1991-92 to 1992-93; 2001-02	106	10	9	19	73	19,42,29
Creighton, Adam	1983-84 to 1988-89	172	40	60	100	196	15,34,38
Crozier, Roger	1970-71 to 1975-76	202	0	3	3	24	1
Cunneyworth, Randy	1980-82; 1998-99	35	4	6	10	49	7,19,23,17
Curran, Brian	1990-91 to 1991-92	20	0	1	1	57	39,41
Cyr, Paul	1982-83 to 1987-88	342	85	111	196	454	8,18

**D**

Player	Seasons	GP	G	A	PTS	PIM	Unif. No.
Daley, Joe	1970-71	38	0	1	1	12	30
Davis, Mal	1982-83 to 1985-86	89	29	22	51	34	25,29
Dawe, Jason	1993-94 to 1997-98	290	79	79	158	132	17,43
Deadmarsh, Butch	1970-71 to 1972-73	56	2	2	4	39	8,9,16,24
DeGray, Dale	1989-90	6	0	0	0	6	28
Delmore, Andy	2003-04	37	2	5	7	29	5
Desjardins, Gerry	1974-75 to 1977-78	116	0	1	1	4	30
Donnelly, Gord	1991-92 to 1993-94	134	5	11	16	557	34
Donnelly, Mike	1987-88 to 1989-90	74	11	16	27	62	7,16,24
Draper, Tom	1991-92 to 1992-93	37	0	3	3	4	35
Drury, Chris	2003-04 to 2006-07	234	85	104	189	130	23
Dryden, Dave	1970-71 to 1973-74	120	0	2	2	4	28,30
Dudley, Rick	1972-73 to 1974-75; 1978-79 to 1980-81	279	70	94	164	264	9,17
Duff, Dick	1970-71 to 1971-72	61	9	15	24	12	8,20
Dumont, J.P.	2000-01 to 2005-06	362	102	121	223	218	17
Dunn, Richie	1977-78 to 1981-82; 1985-86 to 1988-89	327	27	105	132	235	3,21,26,29
Dykstra, Steve	1985-86 to 1987-88	128	5	23	28	378	4,42

E

Player	Seasons	GP	G	A	PTS	PIM	Unif. No.
Eatough, Jeff	1981-82	1	0	0	0	0	19
Edwards, Don	1976-77 to 1981-82	307	0	11	11	32	1,29
Eliot, Darren	1988-89	2	0	0	0	0	34
Ellis, Matt	2008-09 to 2009-10	117	10	15	25	16	37
Engblom, Brian	1985-86	30	1	4	5	16	28
Ennis, Tyler	2009-10	10	3	6	9	6	63
Enroth, Jhonas	2009-10	1	0	0	0	0	1
Errey, Bob	1992-93	8	1	3	4	4	12
Essensa, Bob	2001-02	9	0	0	0	0	31
Evans, Chris	1971-72	61	6	18	24	98	24

F

Player	Seasons	GP	G	A	PTS	PIM	Unif. No.
Farr, Rocky	1972-73 to 1974-75	19	0	0	0	2	28,30
Fenyves, Dave	1982-83 to 1986-87	148	2	27	29	87	8,31
Ferner, Mark	1986-87; 1988-89	15	0	3	3	11	28,29
Fischer, Ron	1981-82 to 1982-83	18	0	7	7	6	6,23,28
Fitzpatrick, Rory	2001-02 to 2005-06	157	9	15	24	114	8
Fleming, Reg	1970-71	78	6	10	16	159	9
Fogolin, Lee	1974-75 to 1978-79; 1986-87	338	8	70	78	432	5,33
Foligno, Mike	1981-82 to 1990-91	664	247	264	511	1450	17
Franceschetti, Lou	1990-91 to 1991-92	36	1	8	9	26	15,37,34
Fuhr, Grant	1992-93 to 1994-95	64	0	4	4	26	31
Funk, Michael	2006-07 to 2007-08	9	0	2	2	0	3

G

Player	Seasons	GP	G	A	PTS	PIM	Unif. No.
Gage, Jody	1985-86; 1987-88; 1991-92	18	3	3	6	2	12,14,33
Galley, Garry	1994-95 to 1996-97	163	15	87	102	193	3
Gardner, Paul	1985-86	2	0	0	0	0	28
Gare, Danny	1974-75 to 1981-82	503	267	233	500	686	18
Gaustad, Paul	2002-03; 2005-06 to 2009-10	342	52	81	133	414	60, 28
Gerbe, Nathan	2008-09 to 2009-10	20	2	4	6	8	42
Gillies, Clark	1986-87 to 1987-88	86	15	19	34	132	39,90
Gillis, Jere	1982-83	3	0	0	0	0	25
Gilmour, Doug	1999-00 to 2000-01	82	10	45	55	82	93
Gordiouk, Viktor	1992-93; 1994-95	26	3	8	11	0	9



G CONTINUED

Player	Seasons	GP	G	A	PTS	PIM	Unif. No.
Gould, John	1971-72 to 1973-74; 1979-80	92	14	12	26	13	17, 21, 23, 24
Goyette, Phil	1970-71 to 1971-72	97	18	67	85	20	10
Gragnani, Marc-Andre	2007-08 to 2008-09	6	0	0	0	6	17
Grand-Pierre, Jean-Luc	1998-99 to 1999-00	27	0	1	1	32	34
Gratton, Chris	1999-00 to 2002-03	244	50	81	131	278	77
Gratton, Norm	1972-73 to 1974-75	102	15	23	38	30	9, 14
Grier, Mike	2003-04 to 2005-06; 2009-10	168	18	36	54	52	25
Grosek, Michal	1995-96 to 1999-00	308	62	98	160	299	18
Guay, Francois	1989-90	1	0	0	0	0	43
Guevremont, Jocelyn	1974-75 to 1978-79	326	38	130	168	189	3, 22

H

Player	Seasons	GP	G	A	PTS	PIM	Unif. No.
Hajdu, Richard	1985-86—1986-87	5	0	0	0	4	8, 28
Hajt, Bill	1973-74—1986-87	854	42	202	244	433	24
Halkidis, Bob	1984-85—1988-89	89	2	14	16	315	18, 19
Haller, Kevin	1989-90—1991-92	81	7	23	30	95	7, 15
Hamel, Denis	1999-00—2002-03	130	13	9	22	67	55
Hamel, Gilles	1980-81—1985-86	365	92	114	206	215	9, 17, 18
Hamilton, Al	1970-71—1971-72	145	6	58	64	176	6
Hannan, Dave	1991-92—1995-96	249	23	56	79	206	41, 14
Harris, Hugh	1972-73	60	12	26	38	17	21
Harrison, Paul	1981-82	6	0	0	0	2	30
Hartman, Mike	1986-87—1990-91	225	34	25	59	890	20
Hasek, Dominik	1992-93—2000-01	491	0	13	13	104	39
Hawerchuk, Dale	1990-91—1994-95	342	110	275	385	204	10
Haworth, Alan	1980-81—1981-82	106	37	38	75	64	14
Hecht, Jochen	2002-03—2009-10	477	117	177	294	258	71, 55
Hecl, Radoslav	2002-03	14	0	0	0	2	21
Heinze, Steve	2000-01	14	5	7	12	8	57
Hess, Bob	1981-82	33	0	8	8	14	23
Hillier, Randy	1991-92	28	0	1	1	48	23
Hillman, Larry	1971-72—1972-73	121	6	35	41	114	5
Hofford, Jim	1985-86—1986-87	17	0	0	0	45	3, 33
Hogue, Benoit	1987-88—1991-92	196	45	67	112	273	33
Holland, Jason	1998-99—1999-00	9	0	1	1	8	29, 20
Holzinger, Brian	1994-95—1999-00	352	70	97	167	202	19
Horton, Tim	1972-73—1973-74	124	1	22	23	109	2
Hospodar, Ed	1987-88	42	0	1	1	98	24
Houda, Doug	1994-95—1995-96; 1999-00—2002-03	68	2	5	7	134	20, 6
Houlder, Bill	1990-91—1992-93	32	4	7	11	18	23, 37, 47
Housley, Phil	1982-83—1989-90	608	178	380	558	386	6
Huddy, Charlie	1994-95—1996-97	85	7	9	16	95	22
Hughes, Brent	1995-96	76	5	10	15	148	17
Hughes, Pat	1985-86	50	4	9	13	25	26
Hurlbut, Mike	1997-98—1999-00	5	0	0	0	4	21

I

Player	Seasons	GP	G	A	PTS	PIM	Unif. No.
Inglis, Billy	1970-71	14	0	1	1	6	8
Ireland, Randy	1978-79	2	0	0	0	0	30

J

Player	Seasons	GP	G	A	PTS	PIM	Unif. No.
Jackson, Dane	1995-96	22	5	4	9	41	24, 29
Jackson, Jim	1987-88	5	2	0	2	0	8
James, Val	1981-82	7	0	0	0	16	26, 29, 30

**J CONTINUED**

Player	Seasons	GP	G	A	PTS	PIM	Unif. No.
Janik, Doug	2002-03 to 2003-04	10	0	0	0	21	33
Jennings, Grant	1995-96	6	0	0	0	28	4
Jillson, Jeff	2003-04 to 2005-06	16	0	3	3	23	5, 34
Johansson, Calle	1987-88 to 1988-89	118	6	49	55	70	3
Jutila, Timo	1984-85	10	1	5	6	13	4
Juneau, Joe	1998-99	9	1	1	2	2	90

K

Player	Seasons	GP	G	A	PTS	PIM	Unif. No.
Kaese, Trent	1988-89	1	0	0	0	0	39
Kaleta, Patrick	2006-07 to 2009-10	153	17	14	31	240	36
Kalinin, Dmitri	1999-00 to 2007-08	466	34	111	145	289	45
Keenan, Larry	1970-71 to 1971-72	66	9	20	29	8	21, 26
Kennedy, Dean	1989-90 to 1990-91	144	6	20	26	172	26
Kennedy, Tim	2008-09 to 2009-10	79	10	16	26	50	58, 13
Khmylev, Yuri	1992-93 to 1995-96	254	63	87	150	131	13
Korab, Jerry	1973-74 to 1979-80; 1983-84 to 1984-85	537	67	216	283	870	4, 44
Korn, Jim	1986-87	52	4	10	14	158	4, 34
Kotalik, Ales	2001-02 to 2007-08	426	114	126	240	267	20, 12
Kowal, Joe	1976-77 to 1977-78	22	0	5	5	13	27
Kozlov, Vyacheslav	2001-02	38	9	13	22	16	13
Krake, Skip	1970-71	74	4	5	9	68	12
Kristek, Jaroslav	2002-2003	6	0	0	0	0	29
Krupp, Uwe	1986-87 to 1991-92	327	25	78	103	386	4, 40
Kruse, Paul	1997-98 to 1999-00	66	4	1	5	206	24, 29
Kurvers, Tom	1986-87	55	6	17	23	24	28

L

Player	Seasons	GP	G	A	PTS	PIM	Unif. No.
Lacombe, Francois	1970-71	1	0	1	1	2	19
Lacombe, Norm	1984-85 to 1986-87	84	12	18	30	46	32
LaFontaine, Pat	1991-92 to 1996-97	268	158	227	385	207	16
Lagace, Jean-Guy	1970-71	3	0	0	0	2	21
Lalime, Patrick	2008-09 to 2009-10	40	0	0	0	2	40
Lambert, Yvon	1981-82	77	25	39	64	38	15
Langevin, Chris	1983-84; 1985-86	22	3	1	4	22	15
Larson, Reed	1989-90	1	0	0	0	0	55
Lawson, Danny	1971-72	78	10	6	16	15	9
Lemieux, Real	1973-74	11	1	1	2	4	16
Ledyard, Grant	1988-89 to 1992-93	240	18	71	89	181	3
Lever, Don	1985-86 to 1986-87	39	10	3	13	10	8, 20
Littman, David	1990-91 to 1991-92	2	0	0	0	0	1, 34
Loewen, Darcy	1989-90 to 1991-92	12	0	0	0	14	36
Logan, Bob	1986-87 to 1987-88	38	10	5	15	0	26
Lorentz, Jim	1971-72 to 1977-78	487	134	197	331	126	8
Luce, Don	1971-72 to 1980-81	766	216	310	526	304	14, 20
Ludvig, Jan	1987-88 to 1988-89	26	1	8	9	104	36
Ludzik, Steve	1989-90	11	0	1	1	6	14
Lydman, Toni	2005-06 to 2009-10	371	14	91	105	311	5

M

Player	Seasons	GP	G	A	PTS	PIM	Unif. No.
MacArthur, Clarke	2007-08 to 2009-10	187	41	38	79	127	41
Macdonald, Doug	1992-93 to 1994-95	11	1	0	1	2	44
Maguire, Kevin	1987-88 to 1989-90	167	18	25	43	518	19
Mair, Adam	2002-03 to 2009-10	498	35	70	105	701	22

**M CONTINUED**

Player	Seasons	GP	G	A	PTS	PIM	Unif. No.
Makela, Mikko	1990-91	60	15	7	22	25	42
Malarchuk, Clint	1988-89 to 1991-92	102	0	6	6	41	30
Maloney, Dave	1984-85	52	1	21	22	41	26
Mancari, Mark	2006-07; 2008-09 to 2009-10	16	2	3	5	10	25, 12
Marshall, Don	1970-71	62	20	29	49	6	22
Martin, Rick	1971-72 to 1980-81	681	382	313	695	475	7,8,9
Martin, Terry	1975-76 to 1978-79	148	20	22	42	50	25
May, Brad	1991-92 to 1997-98	425	67	89	156	1323	10,48,27
McAdam, Gary	1975-76 to 1978-79;1982-83	227	40	45	85	76	12,15,32
McClanahan, Rob	1979-80 to 1980-81	66	5	17	22	38	15
McCourt, Dale	1981-82 to 1983-84	119	41	56	97	22	7
McDonald, Brian	1970-71	12	0	0	0	29	20
McIntosh, Paul	1974-75 to 1975-76	47	0	2	2	66	3
McKay, Ray	1971-72 to 1972-73	40	0	3	3	18	22,24
McKee, Jay	1995-96 to 2005-06	582	17	81	98	470	38,74
McKegney, Tony	1978-79 to 1982-83	363	127	141	268	117	8
McKenna, Sean	1981-82 to 1985-86	237	56	53	109	120	12,19,23
McLlwain, Dave	1991-92	5	0	0	0	2	20
McMahon, Mike	1970-71	12	0	0	0	0	4
McMorrow, Sean	2002-03	1	0	0	0	0	23
McNab, Peter	1973-74 to 1975-76	154	49	59	108	26	16,22,24
McSheffrey, Bryan	1974-75	3	0	0	0	0	15
McSween, Don	1987-88;1989-90	9	0	1	1	12	32,39
Meehan, Gerry	1970-71 to 1974-75	306	94	114	208	60	15
Melanson, Dean	1994-95	5	0	0	0	4	3
Metcalfe, Scott	1987-88 to 1989-90	17	1	2	3	18	12,32,34
Mickey, Larry	1971-72 to 1974-75	117	20	14	34	65	12,21
Miller, Brad	1988-89 to 1991-92	63	1	4	5	265	42,44
Miller, Ryan	2002-2003 to 2009-10	333	0	3	3	17	30
Milley, Norm	2001-02 to 2003-04	15	0	3	3	8	19
Mogilny, Alexander	1989-90 to 1994-95	381	211	233	444	203	89
Moller, Mike	1980-81 to 1984-85	127	13	27	40	41	9,14,29
Moller, Randy	1991-92 to 1993-94	126	5	20	25	296	24
Molloy, Mitch	1989-90	2	0	0	0	10	40
Mongrain, Bob	1979-80 to 1981-82;1983-84 to 1984-85	70	11	11	22	12	8,25,32
Montador, Steve	2009-10	78	5	18	23	75	4
Moore, Barrie	1995-96 to 1996-97	34	2	6	8	18	38,37
Moore, Dominic	2008-09	18	1	3	4	23	17
Moravec, David	1999-00	1	0	0	0	0	64
Muni, Craig	1993-94 to 1995-96	160	2	18	20	167	5
Myers, Hap	1970-71	13	0	0	0	6	25
Myers, Tyler	2009-10	82	11	37	48	32	57
Myre, Phil	1982-83	5	0	0	0	2	33

N

Player	Seasons	GP	G	A	PTS	PIM	Unif. No.
Napier, Mark	1986-87 to 1988-89	128	26	30	56	41	65
Ndur, Rumun	1996-97 to 1997-98	3	0	0	0	4	40
Nichol, Scott	1995-96; 1997-98	5	0	0	0	14	45
Noris, Joe	1973-74	18	0	0	0	2	23
Noronen, Mika	2000-01 to 2005-06	67	0	0	0	4	35
Novotny, Jiri	2005-06 to 2006-07	64	8	8	16	26	13
Numminen, Teppo	2006-07 to 2008-09	212	6	80	86	90	27

O

Player	Seasons	GP	G	A	PTS	PIM	Unif. No.
Orlando, Gates	1984-85—1986-87	98	18	26	44	51	23
O'Shea, Kevin	1970-71—1971-72	93	10	13	23	52	18

**P-Q**

Player	Seasons	GP	G	A	PTS	PIM	Unif. No.
Paetsch, Nathan	2006-07 to 2009-10	157	7	34	41	108	38
Paiement, Wilf	1986-87	56	20	17	37	108	27
Paille, Dan	2006-07 to 2009-10	195	35	42	77	54	20
Parker, Jeff	1986-87 to 1989-90	137	16	19	35	161	28,29
Paslawski, Greg	1990-91	12	2	1	3	4	12
Patrick, James	1998-99 to 2003-04	345	23	51	74	104	3
Patrick, Steve	1980-81 to 1984-85	152	21	34	55	125	26
Patterson, Colin	1991-92 to 1992-93	88	8	10	18	52	17
Pearson, Scott	1994-95 to 1995-96	41	6	1	7	87	33,29
Peca, Michael	1995-96 to 1999-00	363	96	121	217	352	27
Perreault, Gil	1970-71 to 1986-87	1191	512	814	1326	500	11
Perry, Brian	1970-71	1	0	0	0	0	19
Peters, Andrew	2003-04 to 2008-09	200	4	3	7	557	76
Peterson, Brent	1981-82 to 1984-85	265	43	63	106	180	20
Petrenko, Sergei	1993-94	15	0	4	4	0	15
Pittis, Domenic	1998-99 to 1999-00; 2003-04	15	1	0	1	12	83,12,28,38
Plante, Derek	1993-94 to 1997-98	354	87	134	221	114	26
Playfair, Larry	1978-79 to 1985-86; 1988-89 to 1989-90	577	24	76	100	1390	27,40
Pominville, Jason	2003-04 to 2009-10	386	123	183	306	112	29
Pratt, Nolan	2007-08	55	1	6	7	30	4
Pratt, Tracy	1970-71 to 1973-74	210	2	39	41	399	3,4
Presley, Wayne	1991-92 to 1994-95	202	48	32	80	297	18
Priestlay, Ken	1986-87 to 1989-90	117	25	25	50	59	12,56
Primeau, Wayne	1994-95 to 1999-00	225	19	25	44	227	22,76
Puppa, Daren	1985-86 to 1992-93	215	0	14	14	30	31,35
Pyatt, Taylor	2001-02 to 2005-06	230	38	42	80	131	24

R

Player	Seasons	GP	G	A	PTS	PIM	Unif. No.
Ramsay, Craig	1971-72 to 1984-85	1070	252	420	672	201	10,25
Ramsey, Mike	1979-80 to 1992-93	911	73	256	329	924	5,23
Ramsey, Wayne	1977-78	2	0	0	0	0	32
Rasmussen, Erik	1997-98 to 2001-02	281	33	46	79	179	9
Ray, Rob	1989-90 to 2002-03	888	40	50	90	3189	32
Reekie, Joe	1985-86 to 1988-89	104	3	15	18	190	27,31,55
Renaud, Mark	1983-84	10	1	3	4	6	4
Richard, Jacques	1975-76 to 1976-77; 1978-79	155	24	38	62	73	9
Richer, Bob	1972-73	3	0	0	0	0	17
Rivet, Craig	2008-09 to 2009-10	142	3	36	39	225	52
Robert, Rene	1971-72 to 1978-79	524	222	330	552	401	7,14,23
Robertson, Geordie	1982-83	5	1	2	3	7	15
Robitaille, Mike	1971-72 to 1974-75	170	8	46	54	122	3
Roloson, Dwayne	1998-99 to 1999-00	32	0	0	0	0	30
Rombough, Doug	1972-73 to 1973-74	51	8	9	17	27	22
Ronan, Ed	1996-97	18	1	4	5	11	5
Roy, Derek	2003-04 to 2009-10	425	134	214	348	261	9
Ruff, Lindy	1979-80 to 1988-89	608	102	183	285	1126	22
Russell, Phil	1985-86 to 1986-87	18	2	5	7	24	26
Ruuttu, Christian	1986-87 to 1991-92	438	101	220	331	483	21
Ryan, Michael	2006-07 to 2007-08	65	7	6	13	32	37

S

Player	Seasons	GP	G	A	PTS	PIM	Unif. No.
Sanderson, Geoff	1997-98 to 1999-00	168	29	36	65	64	80,8
Sarich, Cory	1998-99 to 1999-00	46	0	4	4	35	6
Satan, Miroslav	1996-97 to 2003-04	578	224	232	456	233	18,81
Sauve, Bob	1976-77 to 1984-85	246	0	8	8	20	28
Sauve, Jean-Francois	1980-81 to 1982-83	98	24	49	73	67	9,21



S CONTINUED

Player	Seasons	GP	G	A	PTS	PIM	Unif. No.
Savage, Joel	1990-91	3	0	1	1	0	38
Savard, Andre	1976-77 to 1982-83	467	130	175	305	221	12
Schmautz, Cliff	1970-71	26	5	7	12	10	7
Schock, Ron	1977-78	40	4	4	8	0	21
Schoenfeld, Jim	1972-73 to 1981-82;1984-85	584	45	183	228	1025	6,13
Schultz, Dave	1978-79 to 1979-80	41	3	3	6	114	21
Seiling, Ric	1977-78 to 1985-86	664	176	200	376	524	16
Sejba, Jiri	1990-91	11	0	2	2	8	23
Sekera, Andrej	2006-07 to 2009-10	157	9	29	38	44	44
Semenov, Anatoli	1996-97	25	2	4	6	2	93
Shack, Eddie	1970-71 to 1971-72	106	36	31	67	127	23
Shannon, Darrin	1988-89 to 1991-92	55	10	14	24	16	16,26
Shannon, Darryl	1995-96 to 1998-99	255	12	56	68	240	8,29
Sheppard, Ray	1987-88 to 1989-90	159	64	50	114	29	23
Shields, Steve	1995-96 to 1997-98	31	0	0	0	23	31
Simon, Todd	1993-94	15	0	1	1	0	17
Simpson, Craig	1993-94 to 1994-95	45	12	15	27	34	17,22
Smehlik, Richard	1992-93 to 1994-95; 1996-97 to 2001-02	589	47	135	182	399	42
Smith, Al	1975-76 to 1976-77	21	0	0	0	0	31
Smith, Derek	1976-77 to 1981-82	244	65	98	163	38	16,17,19,26
Smith, Doug	1985-86 to 1987-88	162	35	54	89	296	15
Smith, Floyd	1970-71 to 1971-72	83	6	12	18	48	17
Smith, Steve	1988-89	3	0	0	0	0	24
Snuggerud, Dave	1989-90 to 1991-92	215	26	46	72	109	18
Spacek, Jaroslav	2006-07 to 2008-09	205	22	76	98	142	6
Spencer, Brian	1973-74 to 1976-77	240	42	72	114	206	21
Stewart, Bill	1977-78 to 1978-79	81	3	17	20	116	3
Stafford, Drew	2006-07 to 2009-10	255	63	81	144	148	21
Stanfield, Fred	1974-75 to 1977-78	248	42	73	115	16	17,19
Stauber, Robb	1994-95	6	0	0	0	0	35
Suikkanen, Kai	1981-82 to 1982-83	2	0	0	0	0	20,23
Sutton, Ken	1990-91 to 1994-95	232	18	60	78	223	41
Svoboda, Petr	1991-92 to 1994-95	139	5	49	54	260	7
Sweeney, Bob	1992-93 to 1994-95	185	37	44	81	230	20,33
Sylvester, Dean	1998-99	1	0	0	0	0	46

T-U

Player	Seasons	GP	G	A	PTS	PIM	Unif. No.
Talbot, Jean-Guy	1970-71	57	0	7	7	36	24
Tallinder, Henrik	2001-02—2009-10	468	20	88	108	278	10
Tanti, Tony	1990-91—1991-92	80	16	23	39	106	19
Taylor, Chris	1999-00—2003-04	90	8	12	20	32	16
Tellqvist, Mikael	2008-09	6	0	0	0	0	32
Terbenche, Paul	1970-71—1973-74	118	2	19	21	20	3,18,23
Thibault, Jocelyn	2007-08	12	0	0	0	0	35
Thomas, Scott	1992-93—1993-94	39	3	3	6	23	21
Thorburn, Chris	2005-06	2	0	1	1	7	47
Tidey, Alex	1976-77—1977-78	3	0	0	0	0	19,26
Titanic, Morris	1974-75—1975-76	19	0	0	0	0	19
Torres, Raffi	2009-10	14	0	5	5	2	17
Trapp, Doug	1986-87	2	0	0	0	0	19
Trefilov, Andrei	1995-96—1996-97	25	0	0	0	4	30
Tsygurov, Denis	1993-94—1994-95	12	0	0	0	12	29
Tsyplakov, Vladimir	1999-00—2000-01	70	13	20	33	20	29
Tucker, John	1983-84—1990-91	345	116	154	270	142	7
Turgeon, Pierre	1987-88—1991-92	322	122	201	323	119	77

**V**

Player	Seasons	GP	G	A	PTS	PIM	Unif. No.
Vaive, Rick	1988-89 to 1991-92	190	74	62	136	226	12,22
Van Boymeer, John	1979-80 to 1982-83	294	49	166	215	239	4,5
Vanek, Thomas	2005-06 to 2009-10	389	172	141	313	262	26
Varada, Vaclav	1995-96 to 2002-03	376	46	98	144	326	9,25
Verret, Claude	1983-84 to 1984-85	14	2	5	7	2	21
Virta, Hannu	1981-82 to 1985-86	245	25	101	126	66	3,23

W-Y

Player	Seasons	GP	G	A	PTS	PIM	Unif. No.
Wakaluk, Darcy	1988-89;1990-91	22	0	0	0	2	35
Walsh, Jim	1981-82	4	0	1	1	4	28
Ward, Dixon	1995-96 to 1999-00	307	56	80	136	169	15,17
Warrener, Rhett	1998-99 to 2002-03	266	9	33	42	363	4
Watson, Jim	1970-71 to 1971-72	144	4	15	19	248	2
Weber, Mike	2007-08 to 2008-09	23	0	3	3	33	34
Wells, Jay	1989-90 to 1991-92	85	3	12	15	243	24
Wiemer, Jim	1983-84 to 1984-85	74	8	17	25	52	19
Wilson, Mike	1995-96 to 1998-99	231	11	23	34	187	4,34
Wood, Randy	1991-92 to 1993-94	236	60	57	117	213	19,15
Woolley, Jason	1997-98 to 2002-03	365	40	125	165	258	5
Wyrozub, Randy	1970-71 to 1973-74	100	8	10	18	10	14,16,24,26

Z

Player	Seasons	GP	G	A	PTS	PIM	Unif. No.
Zaine, Rod	1971-72	24	2	1	3	4	14,22
Zhitnik, Alexei	1994-95 to 2003-04	712	55	234	289	822	4,44
Zubrus, Dainius	2006-07	19	4	4	8	12	15

Note: Any player who took part in at least one Sabres regular season game in his career is listed. 10 players dressed but never played a game for Buffalo: #27 - Tim Regan (1973-74); #31 - Jim Weaver (1978-79); #30 - Jari Paavola (1981-82); #35 - Mike Craig (1984-85); #34 - Kenton Rein (1987-88); #33 - Bill Pye (1992-93); #30 - Markus Ketterer (1993-94 & 1994-95); #68 - Scott Buhler (1996-97); #00 - Martin Biron served as backup goaltender and did not play (3 times in 1996-97, 1 time in 1997-98); #31 - Jhonas Enroth served as backup goaltender and did not play (3 times in 2008-09). Michel Deziel and Cody McCormick are the only Sabres to have played in a playoff game without participating in a regular season game.

**SABRES ALL-TIME GOALTENDER STATISTICS**

Goaltender	GP	MIN	GA	SO	AVG	W	L	T/OTL
Barrasso, Tom	266	15463	843	13	3.28	124	102	28
Biron, Martin	300	16775	707	18	2.53	134	115	29
Blue, John	5	255	15	0	3.53	2	2	0
Bromley, Gary	63	2334	184	4	3.20	29	17	14
Cloutier, Jacques	144	7452	459	1	3.70	50	58	15
Conklin, Ty	5	227	13	0	3.43	1	2	0
Crozier, Roger	202	10980	591	10	3.23	74	76	29
Daley, Joe	38	2073	128	1	3.70	12	16	8
Desjardins, Gerry	116	6802	319	5	2.81	66	30	18
Draper, Tom	37	2067	116	1	3.37	15	15	5
Dryden, Dave	120	6440	328	5	3.06	43	45	20
Edwards, Don	307	17969	869	14	2.90	156	83	61
Eliot, Darren	2	67	7	0	6.27	0	0	0
Enroth, Jhonas	1	58	4	0	4.14	0	1	0
Essensa, Bob	9	350	17	0	2.91	0	5	0
Farr, Rocky	19	722	42	0	3.49	2	6	8
Fuhr, Grant	64	3600	216	2	3.60	25	29	5
Harrison, Paul	6	229	14	0	3.67	2	1	1
Hasek, Dominik	491	28,664	1062	55	2.22	234	172	70
Ireland, Randy	2	30	3	0	6.00	0	0	0
Lalime, Patrick	40	2151	107	0	2.98	9	21	5
Littman, David	2	96	7	0	4.37	0	1	0
Malarchuk, Clint	102	5692	323	2	3.40	39	39	16
Miller, Ryan	333	19609	839	17	2.57	187	104	36
Myre, Phil	5	300	21	0	4.20	3	2	0
Noronen, Mika	67	3305	153	3	2.78	22	31	6
Puppa, Daren	215	11763	668	5	3.41	96	68	28
Roloson, Dwayne	32	1588	74	1	2.79	7	15	5
Sauve, Bob	246	14063	752	7	3.20	113	76	39
Shields, Steve	31	1649	80	0	2.91	7	14	6
Smith, Al	21	1105	62	0	3.37	9	6	2
Stauber, Robb	6	317	20	0	3.79	2	3	0
Thibault, Jocelyn	12	507	28	2	3.31	3	4	2
Trefilov, Andrei	25	1253	74	0	3.54	8	10	1
Wakaluk, Darcy	22	844	50	0	3.55	5	8	3



POWER PLAY & PENALTY KILLING STATISTICS

Year	PPA	PPG	Pct.	Rank	SHS	PPGA	Pct.	Rank	SHGF	SHGA
1970-71	298	56	18.8	6	302	56	81.5	9	5	12
1971-72	308	57	18.5	8	281	56	80.1	8	1	7
1972-73	270	52	19.2	7	241	35	85.5	2	5	5
1973-74	256	48	18.5	8	237	42	82.3	3	5	12
1974-75	303	83	27.4	3	326	56	82.8	4	17	5
1975-76	287	73	25.4	5	304	51	83.2	5	6	8
1976-77	262	60	22.9	4	274	38	86.1	2	6	7
1977-78	234	52	22.2	7	218	31	85.8	1	7	3
1978-79	267	55	20.6	13	258	55	78.7	8	9	4
1979-80	275	67	24.4	T5	252	43	82.9	3	2	4
1980-81	310	73	23.5	10	268	44	83.6	1	9	10
1981-82	301	63	20.9	17	281	57	79.9	6	4	10
1982-83	311	67	21.5	16	274	48	82.5	2	12	9
1983-84	329	71	21.6	11	277	50	81.9	3	11	14
1984-85	322	76	23.6	T7	295	52	82.4	T1	9	5
1985-86	351	72	20.5	16	342	66	80.7	T5	12	14
1986-87	364	68	18.7	17	355	86	75.8	18	5	9
1987-88	464	80	17.2	18	439	95	78.1	15	8	13
1988-89	380	78	20.5	13	410	86	79.0	12	7	12
1989-90	358	79	22.1	9	351	58	83.5	1	7	7
1990-91	400	73	18.3	14	367	62	83.1	5	15	8
1991-92	466	105	22.5	1	424	91	78.5	17	8	11
1992-93	467	95	20.3	10	437	72	83.5	T2	13	17
1993-94	424	96	22.6	2	380	58	84.7	T1	21	8
1994-95	242	45	18.6	11	220	32	85.5	3	13	7
1995-96	477	76	15.9	T20	461	74	83.9	6	10	12
1996-97	326	43	13.2	26	364	59	83.8	13	16	4
1997-98	396	51	12.9	T19	413	65	84.3	18	15	12
1998-99	363	49	13.5	21	399	55	86.2	7	6	7
1999-00	351	37	10.5	28	361	54	85.0	13	8	10
2000-01	373	60	16.1	T17	334	40	88.0	1	6	5
2001-02	375	50	13.3	27	304	41	86.5	4	7	6
2002-03	354	51	14.4	20	363	53	85.4	6	8	11
2003-04	367	58	15.8	T19	348	53	84.8	11	7	9
2005-06	477	101	21.2	3	439	59	86.6	2	10	17
2006-07	407	71	17.4	T17	386	72	81.4	20	8	13
2007-08	366	66	18.0	14	333	56	83.2	T10	9	8
2008-09	358	75	20.9	7	336	61	81.8	14	7	5
2009-10	313	55	17.6	17	284	38	86.6	2	4	3

Notes:

PPA - Power Play Attempts

SHS - Short-Handed Situations

PPGA - Power Play Goals Against

SHGA - Short-Handed Goals Against

PPG - Power Play Goals

Rank - Overall NHL Ranking

SHGF - Short-Handed Goals For

THE PLAYOFFS

1970



2010

2010-2011 BUFFALO SABRES

Media Guide



A						F					
Player	GP	G	A	PTS	PIM	Player	GP	G	A	PTS	PIM
Afinogenov, Maxim	49	10	13	23	22	Fenyves, Dave	11	0	0	0	9
Anderson, Shawn	5	0	1	1	4	Fitzpatrick, Rory	11	0	4	4	16
Andersson, Mikael	1	1	0	1	0	Fogolin, Lee	30	0	6	6	58
Andreychuk, Dave	54	13	22	35	36	Foligno, Mike	39	13	11	24	143
Arniel, Scott	16	2	1	3	13	Franceschetti, Lou	6	1	0	1	2
Astley, Mark	2	0	0	0	0	Fuhr, Grant	8	0	0	0	2
Audette, Donald	61	15	23	38	36						
B						G					
Player	GP	G	A	PTS	PIM	Player	GP	G	A	PTS	PIM
Barnaby, Matthew	27	7	11	18	79	Galley, Garry	17	0	9	9	18
Barnes, Stu	39	14	7	21	10	Gare, Danny	57	23	21	44	147
Barrasso, Tom	12	0	0	0	9	Gaustad, Paul	31	0	6	6	24
Bodger, Doug	42	6	18	24	25	Gerbe, Nathan	2	1	1	2	0
Boucher, Philippe	7	1	1	2	2	Gillies, Clark	5	0	1	1	25
Boughner, Bob	25	0	5	5	24	Gilmour, Doug	18	2	5	7	12
Briere, Daniel	34	11	23	34	28	Grand-Pierre, Jean-Luc	4	0	0	0	4
Breitenbach, Ken	8	0	1	1	4	Gratton, Chris	18	6	5	11	14
Brown, Curtis	52	14	11	25	34	Gratton, Norm	6	0	1	1	2
Burridge, Randy	12	5	1	6	2	Grier, Mike	24	5	5	10	4
C						H-I					
Player	GP	G	A	PTS	PIM	Player	GP	G	A	PTS	PIM
Campbell, Brian	34	3	10	13	26	Hajt, Bill	80	2	16	18	70
Carney, Keith	15	0	6	6	6	Halkidis, Bob	8	0	0	0	41
Carriere, Larry	23	0	3	3	40	Haller, Kevin	6	1	4	5	10
Cloutier, Jacques	4	0	0	0	0	Hamel, Gilles	18	2	5	7	8
Cloutier, Real	2	0	0	0	0	Hannan, Dave	27	4	3	7	28
Connolly, Tim	30	5	16	21	6	Harris, Hugh	3	0	0	0	0
Corkum, Bob	14	2	0	2	6	Harrison, Paul	1	0	0	0	0
Crozier, Roger	9	0	1	1	2	Hartman, Mike	19	0	0	0	104
Cunneyworth, Randy	3	0	0	0	0	Hasek, Dominik	68	0	2	2	24
Cyr, Paul	18	3	6	9	21	Hawerchuk, Dale	30	9	25	34	16
D						J					
Player	GP	G	A	PTS	PIM	Player	GP	G	A	PTS	PIM
Davis, Mal	7	1	0	1	0	Haworth, Alan	10	4	5	9	4
Dawe, Jason	22	4	3	7	18	Hecht, Jochen	31	6	7	13	18
Desjardins, Gerry	25	0	0	0	4	Heinze, Steve	13	3	4	7	10
Deziel, Michel	1	0	0	0	0	Hillman, Larry	6	0	0	0	8
Donnelly, Gord	4	0	1	1	0	Hogue, Benoit	13	3	1	4	37
Draper, Tom	7	0	0	0	0	Holland, Jason	1	0	0	0	0
Drury, Chris	34	17	14	31	12	Holzinger, Brian	52	11	18	29	61
Dryden, Dave	2	0	0	0	0	Horton, Tim	6	0	1	1	4
Dudley, Rick	25	7	2	9	69	Houlder, Bill	8	0	2	2	4
Dumont, J.P.	31	11	10	21	22	Housley, Phil	35	10	17	27	22
Dunn, Richie	27	2	14	16	16	Huddy, Charlie	3	0	0	0	0
E						K					
Player	GP	G	A	PTS	PIM	Player	GP	G	A	PTS	PIM
Edwards, Don	31	0	0	0	7	James, Val	3	0	0	0	0
Ellis, Matt	3	1	0	1	0	Janik, Doug	5	1	0	1	2
Ennis, Tyler	6	1	3	4	0	Jillson, Jeff	4	0	0	0	0
Errey, Bob	4	0	1	1	10	Johansson, Calle	6	0	1	1	0
						Juneau, Joe	20	3	8	11	10



K						N-O					
Player	GP	G	A	PTS	PIM	Player	GP	G	A	PTS	PIM
Kaleta, Patrick	6	1	1	2	22	Numminen, Teppo	28	1	5	6	8
Kalinin, Dmitri	37	2	7	9	20	Orlando, Gates	5	0	4	4	14
Kennedy, Dean	8	1	2	3	29	P					
Kennedy, Tim	6	1	2	3	4	Player	GP	G	A	PTS	PIM
Khmylev, Yuri	20	7	5	12	20	Paetsch, Nathan	1	0	0	0	0
Korab, Jerry	46	7	14	21	69	Paille, Daniel	1	0	0	0	0
Kotalik, Ales	34	6	9	15	16	Parker, Jeff	5	1	2	3	28
Kowal, Joe	2	0	0	0	0	Patrick, James	38	0	2	2	14
Krupp, Uwe	23	1	2	3	29	Patrick, Steve	8	0	1	1	6
Kruse, Paul	11	1	0	1	8	Patterson, Colin	13	1	1	2	2
L						Pearson, Scott	5	0	0	0	4
Player	GP	G	A	PTS	PIM	Peca, Michael	49	8	13	21	38
LaFontaine, Pat	19	12	15	27	6	Perreault, Gilbert	90	33	70	103	44
Lambert, Yvon	4	3	0	3	2	Peterson, Brent	22	2	3	5	50
Ledyard, Grant	19	4	5	9	20	Plante, Derek	30	5	9	14	14
Lorentz, Jim	35	11	9	20	22	Playfair, Larry	40	0	6	6	97
Luce, Don	62	17	19	36	46	Pominville, Jason	40	11	13	24	10
Lydman, Toni	40	3	7	10	38	Pratt, Tracy	6	0	0	0	6
M						Presley, Wayne	27	9	5	14	42
Player	GP	G	A	PTS	PIM	Priestlay, Ken	14	0	0	0	21
Maguire, Kevin	10	0	0	0	86	Primeau, Wayne	42	4	7	11	18
Mair, Adam	25	2	5	7	14	Puppa, Daren	5	0	0	0	0
Malarchuk, Clint	5	0	1	1	2	Pyatt, Taylor	14	0	5	5	10
Maloney, Dave	1	0	0	0	0	R					
Martin, Rick	62	24	29	53	74	Player	GP	G	A	PTS	PIM
Martin, Terry	11	2	2	4	10	Ramsay, Craig	89	17	31	48	27
May, Brad	36	3	8	11	59	Ramsey, Mike	72	8	18	26	158
McAdam, Gary	15	3	2	5	7	Rasmussen, Erik	27	2	5	7	22
McClanahan, Rob	15	0	2	2	17	Ray, Rob	55	3	2	5	169
McCormick, Cody	3	0	2	2	14	Reekie, Joe	2	0	0	0	4
McCourt, Dale	14	5	5	10	4	Richard, Jacques	12	2	1	3	7
McIntosh, Paul	2	0	0	0	7	Rivet, Craig	6	1	0	1	11
McKee, Jay	51	3	6	9	60	Robert, Rene	47	22	17	39	71
McKegney, Tony	38	11	9	20	10	Robitaille, Mike	6	0	0	0	0
McKenna, Sean	8	1	1	2	2	Roloson, Dwayne	4	0	0	0	0
McNab, Peter	25	2	6	8	4	Ronan, Ed	6	1	0	1	6
Meehan, Gerry	6	0	1	1	0	Roy, Derek	40	7	17	24	34
Mickey, Larry	6	1	0	1	5	Ruff, Lindy	42	11	10	21	164
Miller, Ryan	40	0	0	0	4	Ruutu, Christian	23	3	8	11	43
Mogilny, Alexander	31	14	16	30	18	S					
Moller, Mike	3	0	1	1	0	Player	GP	G	A	PTS	PIM
Moller, Randy	14	0	2	2	16	Sanderson, Geoff	38	7	9	16	26
Mongrain, Bob	11	1	2	3	2	Satan, Miroslav	51	13	21	34	14
Montador, Steve	6	1	0	1	4	Sauve, Bob	22	0	0	0	2
Muni, Craig	12	0	1	1	6	Sauve, Jean Francois	7	2	2	4	0
Myers, Tyler	6	1	0	1	4	Savard, Andre	45	5	11	16	40
Myre, Phil	1	0	0	0	0	Schock, Ron	2	0	0	0	0
N-O						Schoenfeld, Jim	75	3	13	16	151
Player	GP	G	A	PTS	PIM	Schultz, Dave	3	0	2	2	4
Napier, Mark	9	1	3	4	0	Seiling, Ric	55	14	14	28	31
Novotny, Jiri	4	0	0	0	0	Sekera, Andrej	6	0	0	0	7



S						V					
Player	GP	G	A	PTS	PIM	Player	GP	G	A	PTS	PIM
Shannon, Darrin	14	1	3	4	8	Van Boxmeer, John	35	5	14	19	35
Shannon, Darryl	29	4	7	11	16	Vanek, Thomas	29	10	5	15	18
Sheppard, Ray	7	1	2	3	2	Varada, Vaclav	54	8	12	20	48
Shields, Steve	10	0	0	0	9	Vaive, Rick	17	7	5	12	20
Simon, Todd	5	1	0	1	0	Virta, Hannu	17	1	3	4	6
Smehlik, Richard	83	1	14	15	38	W-Y					
Smith, Al	1	0	0	0	0	Player	GP	G	A	PTS	PIM
Smith, Derek	30	9	14	23	13	Wakaluk, Darcy	2	0	0	0	2
Smith, Doug	1	0	0	0	0	Ward, Dixon	53	12	17	29	46
Snuggerud, Dave	12	1	3	4	6	Warrener, Rhett	38	1	5	6	38
Spacek, Jaroslav	16	0	0	0	10	Wells, Jay	7	0	1	1	12
Spencer, Brian	30	1	4	5	12	Wiemer, Jim	1	0	0	0	0
Stafford, Drew	13	2	2	4	4	Wilson, Mike	25	0	2	2	15
Stewart, Bill	9	0	3	3	0	Wood, Randy	21	3	5	8	10
Sutton, Ken	25	3	4	7	14	Woolley, Jason	48	7	27	34	26
Svoboda, Petr	10	1	4	5	10	Z					
Sweeney, Bob	14	2	2	4	12	Player	GP	G	A	PTS	PIM
Sylvester, Dean	4	0	0	0	2	Zhitnik, Alexei	70	6	21	27	138
T						Zubrus, Dainius	15	0	8	8	8
Player	GP	G	A	PTS	PIM	<i>Note: Michel Deziel is the only Sabre to have played in a playoff game without participating in a regular season game.</i>					
Tallinder, Henrik	36	2	10	12	28						
Tanti, Tony	12	2	3	5	12						
Taylor, Chris	2	0	0	0	2						
Terbenche, Paul	6	0	0	0	0						
Tidey, Alex	2	0	0	0	0						
Torres, Raffi	4	0	2	2	12						
Trefilov, Andrei	1	0	0	0	0						
Tsyplakov, Vladimir	14	1	1	2	8						
Tucker, John	17	9	11	20	18						
Turgeon, Pierre	23	12	13	25	14						

ALL-TIME GOALTENDER STATS

Goaltender	GP	MIN	GA	EN	SO	AVG.	W	L
Barrasso, Tom	12	663	46	1	0	4.16	3	8
Cloutier, Jacques	4	238	10	1	1	2.52	1	3
Crozier, Roger	9	541	25	1	0	2.77	5	4
Desjardins, Gerry	25	1382	75	1	0	3.25	11	11
Draper, Tom	7	433	19	0	1	2.63	3	4
Dryden, Dave	2	120	9	0	0	4.50	0	2
Edwards, Don	31	1859	98	3	1	3.16	13	18
Fuhr, Grant	8	474	27	0	1	3.42	3	4
Harrison, Paul	1	26	1	0	0	2.31	0	0
Hasek, Dominik	68	4290	146	6	6	2.04	37	30
Malarchuk, Clint	5	305	22	0	0	4.33	2	3
Miller, Ryan	40	2535	101	3	1	2.39	22	18
Myre, Phil	1	57	7	0	0	7.37	0	0
Puppa, Daren	11	593	36	2	0	3.64	3	6
Roloson, Dwayne	4	139	10	1	0	4.32	1	1
Sauve, Bob	23	1268	59	1	4	2.79	13	9
Shields, Steve	10	570	26	3	1	2.74	4	6
Smith, Al	1	17	1	0	0	3.53	0	0
Trefilov, Andrei	1	13	0	0	0	0.00	0	0
Wakaluk, Darcy	2	37	2	0	0	3.24	0	1

**1973** Quarterfinals

Montreal wins series 4 games to 2

Date	Score	Goaltender	Winning Goal
April 4, 1973	@ Montreal 2, Buffalo 1	D. Dryden/K. Dryden	Cournoyer (Mtl.)
April 5, 1973	@ Montreal 7, Buffalo 3	D. Dryden/K. Dryden	Lapointe (Mtl.)
April 7, 1973	Montreal 5, @ Buffalo 2	Crozier/K. Dryden	Wilson (Mtl.)
April 8, 1973	@ Buffalo 5, Montreal 1	Crozier/K. Dryden	Perreault (Buf.)
April 10, 1973	Buffalo 3, @ Montreal 2 (OT)	Crozier/K. Dryden	Robert (Buf.)
April 12, 1973	Montreal 4, @ Buffalo 2	Crozier/K. Dryden	Lapointe (Mtl.)

1975 Quarterfinals

Buffalo wins series 4 games to 1

Date	Score	Goaltender	Winning Goal
April 13, 1975	@ Buffalo 4, Chicago 1	Desjardins/Esposito	Perreault (Buf.)
April 15, 1975	@ Buffalo 3, Chicago 1	Desjardins/Esposito	Dudley (Buf.)
April 17, 1975	@ Chicago 5, Buffalo 4 (OT)	Desjardins/Esposito	Mikita (Chi.)
April 20, 1975	Buffalo 6, @ Chicago 2	Desjardins/Esposito	R. Martin (Buf.)
April 22, 1975	@ Buffalo 3, Chicago 1	Desjardins/Esposito	Robert (Buf.)

1975 Semifinals

Buffalo wins series 4 games to 2

Date	Score	Goaltender	Winning Goal
April 27, 1975	@ Buffalo 6, Montreal 5 (OT)	Desjardins-Crozier/Dryden	Gare (Buf.)
April 29, 1975	@ Buffalo 4, Montreal 2	Crozier/Dryden	Ramsay (Buf.)
May 1, 1975	@ Montreal 7, Buffalo 0	Crozier-Desjardins/Dryden	Mahovich (Mtl.)
May 3, 1975	@ Montreal 8, Buffalo 2	Desjardins/Dryden	Lafleur (Mtl.)
May 6, 1975	@ Buffalo 5, Montreal 4 (OT)	Desjardins/Dryden	Robert (Buf.)
May 8, 1975	Buffalo 4, @ Montreal 3	Desjardins/Dryden	Lorentz (Buf.)

1975 Finals

Philadelphia wins series 4 games to 2

Date	Score	Goaltender	Winning Goal
May 15, 1975	@ Philadelphia 4, Buffalo 1	Desjardins/Parent	Lonsberry (Phi.)
May 18, 1975	@ Philadelphia 2, Buffalo 1	Desjardins/Parent	Clarke (Phi.)
May 20, 1975	@ Buffalo 5, Philadelphia 4 (OT)	Crozier/Parent	Robert (Buf.)
May 22, 1975	@ Buffalo 4, Philadelphia 2	Desjardins/Parent	Lorentz (Buf.)
May 25, 1975	@ Philadelphia 5, Buffalo 1	Desjardins/Parent	Dornhoefer (Phi.)
May 27, 1975	Philadelphia 2, @ Buffalo 0	Crozier/Parent	Kelly (Phi.)

1976 Preliminary

Buffalo wins series 2 games to 1

Date	Score	Goaltender	Winning Goal
April 6, 1976	@ St. Louis 5, Buffalo 2	Desjardins/Staniowski	Patey (St.L.)
April 8, 1976	@ Buffalo 3, St. Louis 2 (OT)	Desjardins/Staniowski	Gare (Buf.)
April 9, 1976	@ Buffalo 2, St. Louis 1 (OT)	Desjardins/Staniowski	Luce (Buf.)

1976 Quarterfinals

N.Y. Islanders win series 4 games to 2

Date	Score	Goaltender	Winning Goal
April 11, 1976	@ Buffalo 5, N.Y. Islanders 3	Desjardins/Resch-Smith	R. Martin (Buf.)
April 13, 1976	@ Buffalo 3, N.Y. Islanders 2 (OT)	Desjardins/Smith	Gare (Buf.)
April 15, 1976	@ N.Y. Islanders 5, Buffalo 3	Desjardins/Smith	MacMillan (N.Y.I.)
April 17, 1976	@ N.Y. Islanders 4, Buffalo 2	Desjardins/Smith	Potvin (N.Y.I.)
April 20, 1976	N.Y. Islanders 4, @ Buffalo 2	Desjardins/Smith	Marshall (N.Y.I.)
April 22, 1976	@ N.Y. Islanders 3, Buffalo 2	Desjardins/Smith	Gillies (N.Y.I.)

1977 Preliminary

Buffalo wins series 2 games to 0

Date	Score	Goaltender	Winning Goal
April 5, 1977	@ Buffalo 4, Minnesota 2	Edwards/LoPresti	Korab (Buf.)
April 7, 1977	Buffalo 7, @ Minnesota 1	Edwards/LoPresti-Smith	R. Martin (Buf.)



1977 Quarterfinals				N.Y. Islanders win series 4 games to 0
Date	Score	Goaltender	Winning Goal	
April 11, 1977	@ N.Y. Islanders 4, Buffalo 2	Edwards/Smith	Gillies (N.Y.I.)	
April 13, 1977	@ N.Y. Islanders 4, Buffalo 2	Edwards/Smith	Gillies (N.Y.I.)	
April 15, 1977	N.Y. Islanders 4, @ Buffalo 3	Edwards/Smith	Gillies (N.Y.I.)	
April 17, 1977	N.Y. Islanders 4, @ Buffalo 3	Desjardins/Smith	MacMillan (N.Y.I.)	
1978 Preliminary				Buffalo wins series 2 games to 1
Date	Score	Goaltender	Winning Goal	
April 11, 1978	@ Buffalo 4, N.Y. Rangers 1	Edwards/Thomas	R. Martin (Buf.)	
April 13, 1978	@ N.Y. Rangers 4, Buffalo 3 (OT)	Edwards/Davidson	Murdoch (N.Y.R.)	
April 15, 1978	@ Buffalo 4, N.Y. Rangers 1	Edwards/Thomas	Ramsay (Buf.)	
1978 Quarterfinals				Philadelphia wins series 4 games to 1
Date	Score	Goaltender	Winning Goal	
April 17, 1978	@ Philadelphia 4, Buffalo 1	Edwards/Parent	Kelly (Phi.)	
April 19, 1978	@ Philadelphia 3, Buffalo 2	Edwards/Parent	MacLeish (Phi.)	
April 22, 1978	@ Buffalo 4, Philadelphia 1	Edwards/Parent	Perreault (Buf.)	
April 23, 1978	Philadelphia 4, @ Buffalo 2	Edwards/Parent	MacLeish (Phi.)	
April 25, 1978	@ Philadelphia 4, Buffalo 2	Edwards/Parent	Lonsberry (Phi.)	
1979 Preliminary				Pittsburgh wins series 2 games to 1
Date	Score	Goaltender	Winning Goal	
April 10, 1979	Pittsburgh 4, @ Buffalo 3	Sauve/Herron	Kindrachuk (Pit.)	
April 12, 1979	Buffalo 3, @ Pittsburgh 1	Sauve/Herron	Richard (Buf.)	
April 14, 1979	Pittsburgh 4, @ Buffalo 3 (OT)	Sauve/Herron	Ferguson (Pit.)	
1980 Preliminary				Buffalo wins series 3 games to 1
Date	Score	Goaltender	Winning Goal	
April 8, 1980	@ Buffalo 2, Vancouver 1	Edwards/Bromley	Luce (Buf.)	
April 9, 1980	@ Buffalo 6, Vancouver 0	Sauve/Bromley-Hanlon	Ramsey (Buf.)	
April 11, 1980	@ Vancouver 5, Buffalo 4	Edwards/Hanlon-Bromley	Brasar (Van.)	
April 12, 1980	Buffalo 3, @ Vancouver 1	Sauve/Bromley	Perreault (Buf.)	
1980 Quarterfinals				Buffalo wins series 4 games to 0
Date	Score	Goaltender	Winning Goal	
April 16, 1980	@ Buffalo 5, Chicago 0	Edwards/Esposito	Van Boxmeer (Buf.)	
April 17, 1980	@ Buffalo 6, Chicago 4	Sauve/Veisor	Gare (Buf.)	
April 19, 1980	Buffalo 2, @ Chicago 1	Edwards/Esposito	Dudley (Buf.)	
April 20, 1980	Buffalo 3, @ Chicago 2	Sauve/Esposito	Perreault (Buf.)	
1980 Semifinals				N.Y. Islanders win series 4 games to 2
Date	Score	Goaltender	Winning Goal	
April 29, 1980	N.Y. Islanders 4, @ Buffalo 1	Edwards/Smith	Bossy (N.Y.I.)	
May 1, 1980	N.Y. Islanders 2, @ Buffalo 1 (2OT)	Sauve/Smith	Nystrom (N.Y.I.)	
May 3, 1980	@ N.Y. Islanders 7, Buffalo 4	Edwards/Smith	Henning (N.Y.I.)	
May 6, 1980	Buffalo 7, @ N.Y. Islanders 4	Sauve/Smith-Resch	Smith (Buf.)	
May 8, 1980	@ Buffalo 2, N.Y. Islanders 0	Sauve/Resch	Van Boxmeer (Buf.)	
May 10, 1980	@ N.Y. Islanders 5, Buffalo 2	Sauve/Smith	Lorimer (N.Y.I.)	
1981 Preliminary				Buffalo wins series 3 games to 0
Date	Score	Goaltender	Winning Goal	
April 8, 1981	@ Buffalo 3, Vancouver 2 (OT)	Edwards/Brodeur	Haworth (Buf.)	
April 9, 1981	@ Buffalo 5, Vancouver 2	Edwards/Brodeur	Gare (Buf.)	
April 11, 1981	Buffalo 5, @ Vancouver 3	Edwards/Brodeur	Ruff (Buf.)	



Playoff Section 2010.2011

All-Time Playoff Results

1981 Quarterfinals Minnesota wins series 4 games to 1

Date	Score	Goaltender	Winning Goal
April 16, 1981	Minnesota 4, @ Buffalo 3 (OT)	Edwards/Meloche	Payne (Min.)
April 17, 1981	Minnesota 5, @ Buffalo 2	Edwards/Meloche	Ciccarelli (Min.)
April 19, 1981	@ Minnesota 6, Buffalo 4	Edwards/Meloche	Brotten (Min.)
April 20, 1981	Buffalo 5, @ Minnesota 4 (OT)	Edwards/Meloche	Ramsay (Buf.)
April 22, 1981	Minnesota 4, @ Buffalo 3	Edwards/Beaupre	MacAdam (Min.)

1982 Division Semifinals Boston wins series 3 games to 1

Date	Score	Goaltender	Winning Goal
April 7, 1982	@ Boston 3, Buffalo 1	Edwards/Moffat	Park (Bos.)
April 8, 1982	@ Boston 7, Buffalo 3	Harrison/Moffat	Pederson (Bos.)
April 10, 1982	@ Buffalo 5, Boston 2	Edwards/Moffat	Ramsay (Buf.)
April 11, 1982	Boston 5, @ Buffalo 2	Edwards/Moffat	O'Reilly (Bos.)

1983 Division Semifinals Buffalo wins series 3 games to 0

Date	Score	Goaltender	Winning Goal
April 6, 1983	Buffalo 1, @ Montreal 0	Sauve/Wamsley	Peterson (Buf.)
April 7, 1983	Buffalo 3, @ Montreal 0	Sauve/Wamsley-Sevigny	McCourt (Buf.)
April 9, 1983	@ Buffalo 4, Montreal 2	Sauve/Wamsley	McKegney (Buf.)

1983 Division Finals Boston wins series 4 games to 3

Date	Score	Goaltender	Winning Goal
April 14, 1983	Buffalo 7, @ Boston 4	Sauve/Peeters	McKegney (Buf.)
April 15, 1983	@ Boston 5, Buffalo 3	Sauve/Peeters	Bourque (Bos.)
April 17, 1983	@ Buffalo 4, Boston 3	Sauve/Peeters	Ramsay (Buf.)
April 18, 1983	Boston 6, @ Buffalo 2	Sauve/Peeters	Middleton (Bos.)
April 20, 1983	@ Boston 9, Buffalo 0	Sauve-Myre/Peeters	Crowder (Bos.)
April 22, 1983	@ Buffalo 5, Boston 3	Sauve/Peeters	Ruff (Buf.)
April 24, 1983	@ Boston 3, Buffalo 2 (OT)	Sauve/Peeters	Park (Bos.)

1984 Division Semifinals Quebec wins series 3 games to 0

Date	Score	Goaltender	Winning Goal
April 4, 1984	Quebec 3, @ Buffalo 2	Barrasso-Sauve/Bouchard	M. Stastny (Que.)
April 5, 1984	Quebec 6, @ Buffalo 2	Sauve-Barrasso/Bouchard	Savard (Que.)
April 7, 1984	@ Quebec 4, Buffalo 1	Barrasso/Bouchard	J.F. Sauve (Que.)

1985 Division Semifinals Quebec wins series 3 games to 2

Date	Score	Goaltender	Winning Goal
April 10, 1985	@ Quebec 5, Buffalo 2	Barrasso/Gosselin	A. Stastny (Que.)
April 11, 1985	@ Quebec 3, Buffalo 2	Barrasso/Gosselin	Rocheffort (Que.)
April 13, 1985	@ Buffalo 6, Quebec 4	Barrasso/Gosselin	Andreychuk (Buf.)
April 14, 1985	@ Buffalo 7, Quebec 4	Barrasso/Bouchard	Andreychuk (Buf.)
April 16, 1985	@ Quebec 6, Buffalo 5	Barrasso/Gosselin	Ashton (Que.)

1988 Division Semifinals Boston wins series 4 games to 2

Date	Score	Goaltender	Winning Goal
April 6, 1988	@ Boston 7, Buffalo 3	Barrasso-Puppa/Lemelin	Kluzak (Bos.)
April 7, 1988	@ Boston 4, Buffalo 1	Barrasso/Lemelin	Shoebottom (Bos.)
April 9, 1988	@ Buffalo 6, Boston 2	Barrasso/Moog	Tucker (Buf.)
April 10, 1988	@ Buffalo 6, Boston 5 (OT)	Puppa/Lemelin	Tucker (Buf.)
April 12, 1988	@ Boston 5, Buffalo 4	Puppa/Lemelin	Middleton (Bos.)
April 14, 1988	Boston 5, @ Buffalo 2	Barrasso/Moog	Plett (Bos.)

**1989** Division Semifinals

Boston wins series 4 games to 1

Date	Score	Goaltender	Winning Goal
April 5, 1989	Buffalo 6, @ Boston 0	Cloutier/Lemelin	Foligno (Buf.)
April 6, 1989	@ Boston 5, Buffalo 3	Malarchuk/Moog	Carpenter (Bos.)
April 8, 1989	Boston 4, @ Buffalo 2	Cloutier/Moog	Neely (Bos.)
April 9, 1989	Boston 3, @ Buffalo 2	Cloutier/Lemelin	Neely (Bos.)
April 11, 1989	@ Boston 4, Buffalo 1	Cloutier/Moog	Neufeld (Bos.)

1990 Division Semifinals

Montreal wins series 4 games to 2

Date	Score	Goaltender	Winning Goal
April 5, 1990	@ Buffalo 4, Montreal 1	Puppa/Roy	Vaive (Buf.)
April 7, 1990	Montreal 3, @ Buffalo 0	Puppa/Roy	Naslund (Mtl.)
April 9, 1990	@ Montreal 2, Buffalo 1 (OT)	Puppa/Roy	Skrudland (Mtl.)
April 11, 1990	Buffalo 4, @ Montreal 2	Puppa/Roy	Turgeon (Buf.)
April 13, 1990	Montreal 4, @ Buffalo 2	Puppa/Roy	Richer (Mtl.)
April 15, 1990	@ Montreal 5, Buffalo 2	Puppa/Roy	Lemieux (Mtl.)

1991 Division Semifinals

Montreal wins series 4 games to 2

Date	Score	Goaltender	Winning Goal
April 3, 1991	@ Montreal 7, Buffalo 5	Puppa-Wakaluk/Roy	Gilchrist (Mtl.)
April 5, 1991	@ Montreal 5, Buffalo 4	Puppa/Roy	Carbonneau (Mtl.)
April 7, 1991	@ Buffalo 5, Montreal 4	Malarchuk/Roy	Ramsey (Buf.)
April 9, 1991	@ Buffalo 6, Montreal 4	Malarchuk/Roy-Racicot	Ray (Buf.)
April 11, 1991	@ Montreal 4, Buffalo 3 (OT)	Malarchuk/Roy	Courtall (Mtl.)
April 13, 1991	Montreal 5, @ Buffalo 1	Malarchuk/Roy-Racicot	Corson (Mtl.)

1992 Division Semifinals

Boston wins series 4 games to 3

Date	Score	Goaltender	Winning Goal
April 19, 1992	Buffalo 3, @ Boston 2	Draper/Moog	Bodger (Buf.)
April 21, 1992	@ Boston 3, Buffalo 2 (OT)	Draper/Moog	Oates (Bos.)
April 23, 1992	Boston 3, @ Buffalo 2	Draper/Moog	Oates (Bos.)
April 25, 1992	Boston 5, @ Buffalo 4 (OT)	Draper/Moog	Donato (Bos.)
April 27, 1992	Buffalo 2, @ Boston 0	Draper/Moog	LaFontaine (Buf.)
April 29, 1992	@ Buffalo 9, Boston 3	Draper/Moog-Lemelin	May (Buf.)
May 1, 1992	@ Boston 3, Buffalo 2	Draper/Moog	Reid (Bos.)

1993 Division Semifinals

Buffalo wins series 4 games to 0

Date	Score	Goaltender	Winning Goal
April 18, 1993	Buffalo 5, @ Boston 4 (OT)	Fuhr/Moog	Sweeney (Buf.)
April 20, 1993	Buffalo 4, @ Boston 0	Fuhr/Moog-Blue	Presley (Buf.)
April 22, 1993	@ Buffalo 4, Boston 3 (OT)	Fuhr/Blue	Khmylev (Buf.)
April 24, 1993	@ Buffalo 6, Boston 5 (OT)	Fuhr-Hasek/Moog	May (Buf.)

1993 Division Finals

Montreal wins series 4 games to 0

Date	Score	Goaltender	Winning Goal
May 2, 1993	@ Montreal 4, Buffalo 3	Fuhr/Roy	Damphousse (Mtl.)
May 4, 1993	@ Montreal 4, Buffalo 3 (OT)	Fuhr/Roy	Carbonneau (Mtl.)
May 6, 1993	Montreal 4, @ Buffalo 3 (OT)	Fuhr/Roy	Dionne (Mtl.)
May 8, 1993	Montreal 4, @ Buffalo 3 (OT)	Fuhr/Roy	Muller (Mtl.)

**1994** Conference Quarterfinals

New Jersey wins series 4 games to 3

Date	Score	Goaltender	Winning Goal
April 17, 1994	Buffalo 2, @ New Jersey 0	Hasek/Brodeur	Simon (Buf.)
April 19, 1994	@ New Jersey 2, Buffalo 1	Hasek/Brodeur	Stevens (N.J.)
April 21, 1994	New Jersey 2, @ Buffalo 1	Hasek/Brodeur	Albelin (N.J.)
April 23, 1994	@ Buffalo 5, New Jersey 3	Hasek/Brodeur	Presley (Buf.)
April 25, 1994	@ New Jersey 5, Buffalo 3	Hasek/Brodeur	Lemieux (N.J.)
April 27, 1994	@ Buffalo 1, New Jersey 0 (4OT)	Hasek/Brodeur	Hannan (Buf.)
April 29, 1994	@ New Jersey 2, Buffalo 1	Hasek/Brodeur	Lemieux (N.J.)

1995 Conference Quarterfinals

Philadelphia wins series 4 games to 1

Date	Score	Goaltender	Winning Goal
May 7, 1995	@ Philadelphia 4, Buffalo 3 (OT)	Hasek/Hextall	Dykhuis (Phi.)
May 8, 1995	@ Philadelphia 3, Buffalo 1	Hasek/Hextall	DiMaio (Phi.)
May 10, 1995	@ Buffalo 3, Philadelphia 1	Hasek/Hextall	Presley (Buf.)
May 12, 1995	Philadelphia 4, @ Buffalo 2	Hasek/Hextall	Desjardins (Phi.)
May 14, 1995	@ Philadelphia 6, Buffalo 4	Hasek/Hextall	LeClair (Phi.)

1997 Conference Quarterfinals

Buffalo wins series 4 games to 3

Date	Score	Goaltender	Winning Goal
April 17, 1997	@ Buffalo 3, Ottawa 1	Hasek/Tugnut	Plante (Buf.)
April 19, 1997	Ottawa 3, @ Buffalo 1	Hasek/Tugnut	Duchesne (Ott.)
April 21, 1997	Buffalo 3, @ Ottawa 2	Hasek-Shields/Tugnut	Ward (Buf.)
April 23, 1997	@ Ottawa 1, Buffalo 0 (OT)	Shields/Tugnut	Alfredsson (Ott.)
April 25, 1997	Ottawa 4, @ Buffalo 1	Shields-Trefilov/Tugnut	Alfredsson (Ott.)
April 27, 1997	Buffalo 3, @ Ottawa 0	Shields/Tugnut	Holzinger (Buf.)
April 29, 1997	@ Buffalo 3, Ottawa 2 (OT)	Shields/Tugnut	Plante (Buf.)

1997 Conference Semifinals

Philadelphia wins series 4 games to 1

Date	Score	Goaltender	Winning Goal
May 3, 1997	Philadelphia 5, @ Buffalo 3	Shields/Snow	Podein (Phi.)
May 5, 1997	Philadelphia 2, @ Buffalo 1	Shields/Snow	Therien (Phi.)
May 7, 1997	@ Philadelphia 4, Buffalo 1	Shields/Snow	Hawerchuk (Phi.)
May 9, 1997	Buffalo 5, @ Philadelphia 4 (OT)	Shields/Snow	Ronan (Buf.)
May 11, 1997	Philadelphia 6, @ Buffalo 3	Shields/Hextall	Zubrus (Phi.)

1998 Conference Quarterfinals

Buffalo wins series 4 games to 1

Date	Score	Goaltender	Winning Goal
April 22, 1998	Buffalo 3, @ Philadelphia 2	Hasek/Burke	Audette (Buf.)
April 24, 1998	@ Philadelphia 3, Buffalo 2	Hasek/Burke	LeClair (Phi.)
April 27, 1998	@ Buffalo 6, Philadelphia 1	Hasek/Burke-Hextall	Grosek (Buf.)
April 29, 1998	@ Buffalo 4, Philadelphia 1	Hasek/Burke	Satan (Buf.)
May 1, 1998	Buffalo 3, @ Philadelphia 2 (OT)	Hasek/Burke	Grosek (Buf.)

1998 Conference Semifinals

Buffalo wins series 4 games to 0

Date	Score	Goaltender	Winning Goal
May 8, 1998	@ Buffalo 3, Montreal 2 (OT)	Hasek/Moog	Sanderson (Buf.)
May 10, 1998	@ Buffalo 6, Montreal 3	Hasek/Moog-Thibault	Barnaby (Buf.)
May 12, 1998	Buffalo 5, @ Montreal 4 (2OT)	Hasek/Thibault-Theodore	Peca (Buf.)
May 14, 1998	Buffalo 3, @ Montreal 1	Hasek/Moog-Theodore	Audette (Buf.)

**1998** Conference Finals

Washington wins series 4 games to 2

Date	Score	Goaltender	Winning Goal
May 23, 1998	Buffalo 2, @ Washington 0	Hasek/Kolzig	Grosek (Buf.)
May 25, 1998	@ Washington 3, Buffalo 2 (OT)	Hasek/Kolzig	Krygier (Wsh.)
May 28, 1998	Washington 4, @ Buffalo 3 (OT)	Hasek/Kolzig	Bondra (Wsh.)
May 30, 1998	Washington 2, @ Buffalo 0	Hasek/Kolzig	Berube (Wsh.)
June 2, 1998	Buffalo 2, @ Washington 1	Hasek/Kolzig	Woolley (Buf.)
June 4, 1998	Washington 3, @ Buffalo 2 (OT)	Hasek/Kolzig	Juneau (Wsh.)

1999 Conference Quarterfinals

Buffalo wins series 4 games to 0

Date	Score	Goaltender	Winning Goal
April 21, 1999	Buffalo 2, @ Ottawa 1	Hasek/Tugnut	Brown (Buf.)
April 23, 1999	Buffalo 3, @ Ottawa 2 (2OT)	Hasek/Rhodes	Satan (Buf.)
April 25, 1999	@ Buffalo 3, Ottawa 0	Hasek/Rhodes	Ward (Buf.)
April 27, 1999	@ Buffalo 4, Ottawa 3	Hasek/Tugnut	Zhitnik (Buf.)

1999 Conference Semifinals

Buffalo wins series 4 games to 2

Date	Score	Goaltender	Winning Goal
May 6, 1999	@ Boston 4, Buffalo 2	Hasek/Dafoe	Thornton (Bos.)
May 9, 1999	Buffalo 3, @ Boston 1	Hasek/Dafoe	Brown (Buf.)
May 12, 1999	@ Buffalo 3, Boston 2	Hasek/Dafoe	Ward (Buf.)
May 14, 1999	@ Buffalo 3, Boston 0	Hasek/Dafoe	Zhitnik (Buf.)
May 16, 1999	@ Boston 5, Buffalo 3	Hasek-Roloson/Dafoe	Khristich (Bos.)
May 18, 1999	@ Buffalo 3, Boston 2	Hasek/Dafoe	Brown (Buf.)

1999 Conference Finals

Buffalo wins series 4 games to 1

Date	Score	Goaltender	Winning Goal
May 23, 1999	Buffalo 5, @ Toronto 4	Roloson/Joseph	Sanderson (Buf.)
May 25, 1999	@ Toronto 6, Buffalo 3	Roloson/Joseph	Perreault (Tor.)
May 27, 1999	@ Buffalo 4, Toronto 2	Hasek-Roloson/Joseph	Barnes (Buf.)
May 29, 1999	@ Buffalo 5, Toronto 2	Hasek/Joseph-Healy	Ray (Buf.)
May 31, 1999	Buffalo 4, @ Toronto 2	Hasek/Joseph	Rasmussen (Buf.)

1999 Finals

Dallas wins series 4 games to 2

Date	Score	Goaltender	Winning Goal
June 8, 1999	Buffalo 3, @ Dallas 2 (OT)	Hasek/Belfour	Woolley (Buf.)
June 10, 1999	@ Dallas 4, Buffalo 2	Hasek/Belfour	Hull (Dal.)
June 12, 1999	Dallas 2, @ Buffalo 1	Hasek/Belfour	Nieuwendyk (Dal.)
June 15, 1999	@ Buffalo 2, Dallas 1	Hasek/Belfour	Ward (Buf.)
June 17, 1999	@ Dallas 2, Buffalo 0	Hasek/Belfour	Sydor (Dal.)
June 19, 1999	Dallas 2, @ Buffalo 1 (3OT)	Hasek/Belfour	Hull (Dal.)

2000 Conference Quarterfinals

Philadelphia wins series 4 games to 1

Date	Score	Goaltender	Winning Goal
April 13, 2000	@ Philadelphia 3, Buffalo 2	Hasek/Boucher	Gagne (Phi.)
April 14, 2000	@ Philadelphia 2, Buffalo 1	Hasek/Boucher	Desjardins (Phi.)
April 16, 2000	Philadelphia 2, @ Buffalo 0	Hasek/Boucher	LeClair (Phi.)
April 18, 2000	@ Buffalo 3, Philadelphia 2 (OT)	Hasek/Boucher	Barnes (Buf.)
April 20, 2000	@ Philadelphia 5, Buffalo 2	Hasek/Boucher	Langkow (Phi.)

**2001** Conference Quarterfinals

Buffalo wins series 4 games to 2

Date	Score	Goaltender	Winning Goal
April 11, 2001	Buffalo 2, @ Philadelphia 1	Hasek/Cechmanek	Gilmour (Buf.)
April 14, 2001	Buffalo 3, @ Philadelphia 3 (OT)	Hasek/Cechmanek	McKee (Buf.)
April 16, 2001	Philadelphia 3, @ Buffalo 2	Hasek/Cechmanek	Delmore (Phi.)
April 17, 2001	@ Buffalo 4, Philadelphia 3 (OT)	Hasek/Cechmanek	Brown (Buf.)
April 19, 2001	@ Philadelphia 3, Buffalo 1	Hasek/Cechmanek	Recchi (Phi.)
April 21, 2001	@ Buffalo 8, Philadelphia 0	Hasek/Cechmanek & Boucher	Gratton (Buf.)

2001 Conference Semifinals

Pittsburgh wins series 4 games to 3

Date	Score	Goaltender	Winning Goal
April 26, 2001	Pittsburgh 3, @ Buffalo 0	Hasek/Hedberg	Lemieux (Pit.)
April 28, 2001	Pittsburgh 3 @ Buffalo 1	Hasek/Hedberg	Ference (Pit.)
April 30, 2001	Buffalo 4, @ Pittsburgh 1	Hasek/Hedberg	Woolley (Buf.)
May 2, 2001	Buffalo 5, @ Pittsburgh 2	Hasek/Hedberg	Barnes (Buf.)
May 5, 2001	@ Buffalo 3, Pittsburgh 2 (OT)	Hasek/Hedberg	Barnes (Buf.)
May 8, 2001	@ Pittsburgh 3, Buffalo 2 (OT)	Hasek/Hedberg	Straka (Pit.)
May 10, 2001	Pittsburgh 3, @ Buffalo 2 (OT)	Hasek/Hedberg & Aubin	Kasparaitis (Pit.)

2006 Conference Quarterfinals

Buffalo wins series 4 games to 2

Date	Score	Goaltender	Winning Goal
April 22, 2006	@ Buffalo 3, Philadelphia 2 (2OT)	Miller/Esche	Briere (Buf.)
April 24, 2006	@ Buffalo 8, Philadelphia 2	Miller/Esche-Niitymaki	Kotalik (Buf.)
April 26, 2006	@ Philadelphia 4, Buffalo 2	Esche/Miller	Forsberg (Phil.)
April 28, 2006	@ Philadelphia 5, Buffalo 4	Esche/Miller	Forsberg (Phil.)
April 30, 2006	@ Buffalo 3, Philadelphia 0	Miller/Esche	Connolly (Buf.)
May 2, 2006	Buffalo 7, @ Philadelphia 1	Miller/Esche-Niitymaki	Kotalik (Buf.)

2006 Conference Semifinals

Buffalo wins series 4 games to 1

Date	Score	Goaltender	Winning Goal
May 5, 2006	Buffalo 7, @ Ottawa 6 (OT)	Miller/Emery	Drury (Buf.)
May 8, 2006	Buffalo 2, @ Ottawa 1	Miller/Emery	Hecht (Buf.)
May 10, 2006	@ Buffalo 3, Ottawa 2 (OT)	Miller/Emery	Dumont (Buf.)
May 11, 2006	Ottawa 2, @ Buffalo 1	Emery/Miller	Redden (Ott.)
May 13, 2006	Buffalo 3, @ Ottawa 2 (OT)	Miller/Emery	Pominville (Buf.)

2006 Conference Finals

Carolina wins series 4 games to 3

Date	Score	Goaltender	Winning Goal
May 20, 2006	Buffalo 3, @ Carolina 2	Miller/Ward	McKee (Buf.)
May 22, 2006	@ Carolina 4, Buffalo 3	Ward/Miller	Williams (Car.)
May 24, 2006	@ Buffalo 4, Carolina 3	Miller/Ward-Gerber	Kotalik (Buf.)
May 26, 2006	Carolina 4, @ Buffalo 0	Gerber/Miller	Recchi (Car.)
May 28, 2006	@ Carolina 4, Buffalo 3 (OT)	Gerber-Ward/Miller	Stillman (Car.)
May 30, 2006	@ Buffalo 2, Carolina 1 (OT)	Miller/Ward	Briere (Buf.)
June 1, 2006	@ Carolina 4, Buffalo 2	Ward/Miller	Brind'Amour (Car.)

2007 Conference Quarterfinals

Buffalo wins series 4 games to 1

Date	Score	Goaltender	Winning Goal
April 12, 2007	@ Buffalo 4, NY Islanders 1	Miller/Dubielwicz	Drury (Buf.)
April 14, 2007	NY Islanders 3, @ Buffalo 2	DiPietro/Miller	Bergeron (NYI)
April 16, 2007	Buffalo 3, @ NY Islanders 2	Miller/DiPietro	Briere (Buf.)
April 18, 2007	Buffalo 4, @ NY Islanders 2	Miller/DiPietro	Drury (Buf.)
April 20, 2007	@ Buffalo 4, NY Islanders 3	Miller/DiPietro	Afinogenov (Buf.)



2007 Conference Semifinals **Buffalo wins series 4 games to 2**

Date	Score	Goaltender	Winning Goal
April 25, 2007	@ Buffalo 5, NY Rangers 2	Miller/Lundqvist	Vanek (Buf.)
April 27, 2007	@ Buffalo 3, NY Rangers 2	Miller/Lundqvist	Vanek (Buf.)
April 29, 2007	@ NY Rangers 2, Buffalo 1 (OT)	Lundqvist/Miller	Rozsival (NYR)
May 1, 2007	@ NY Rangers 2, Buffalo 1	Lundqvist/Miller	Shanahan (NYR)
May 4, 2007	@ Buffalo 2, NY Rangers 1 (OT)	Miller/Lundqvist	Afinogenov (Buf.)
May 6, 2007	Buffalo 5, @ NY Rangers 4	Miller/Lundqvist	Hecht (Buf.)

2007 Conference Finals **Ottawa wins series 4 games to 1**

Date	Score	Goaltender	Winning Goal
May 10, 2007	Ottawa 5, @ Buffalo 2	Emery/Miller	Saprykin (Ott.)
May 12, 2007	Ottawa 4, @ Buffalo 3 (2OT)	Emery/Miller	Corvo (Ott.)
May 14, 2007	@ Ottawa 1, Buffalo 0	Emery/Miller	Alfredsson (Ott.)
May 16, 2007	Buffalo 3, @ Ottawa 2	Miller/Emery	Drury (Buf.)
May 19, 2007	Ottawa 3, @ Buffalo 2 (OT)	Emery/Miller	Alfredsson (Ott.)

2010 Conference Quarterfinals **Boston wins series 4 games to 2**

Date	Score	Goaltender	Winning Goal
April 15, 2010	@ Buffalo 2, Boston 1	Miller/Rask	Rivet (Buf.)
April 17, 2010	Boston 5, @ Buffalo 3	Rask/Miller	Chara (Bos.)
April 19, 2010	@ Boston 2, Buffalo 1	Rask/Miller	Bergeron (Bos.)
April 21, 2010	@ Boston 3, Buffalo 2 (2OT)	Rask/Miller	Satan (Bos.)
April 23, 2010	@ Buffalo 4, NY Islanders 1	Miller/Rask	Pominville (Buf.)
April 26, 2010	@ Boston 4, Buffalo 3	Rask/Miller	Satan (Bos.)

**1970-2010**

Date	Opponent	Scorer	Score	Time
April 10, 1973	@ Montreal	Rene Robert	3-2 Buf.	9:18
April 17, 1975	@ Chicago	Stan Mikita	5-4 Chi.	2:31
April 27, 1975	Montreal	Danny Gare	6-5 Buf.	4:42
May 6, 1975	Montreal	Rene Robert	5-4 Buf.	5:56
May 20, 1975	Philadelphia	Rene Robert	5-4 Buf.	18:29
April 8, 1976	St. Louis	Danny Gare	3-2 Buf.	11:43
April 9, 1976	St. Louis	Don Luce	2-1 Buf.	14:27
April 13, 1976	N.Y. Islanders	Danny Gare	3-2 Buf.	14:04
April 13, 1978	@ N.Y. Rangers	Don Murdoch	4-3 N.Y.	1:37
April 14, 1979	Pittsburgh	George Ferguson	4-3 Pit.	:47
May 1, 1980	N.Y. Islanders	Bob Nystrom	2-1 N.Y.	21:20
April 8, 1981	Vancouver	Alan Haworth	3-2 Buf.	5:00
April 16, 1981	Minnesota	Steve Payne	4-3 Min.	:22
April 20, 1981	@ Minnesota	Craig Ramsay	5-4 Buf.	16:32
April 24, 1983	@ Boston	Brad Park	3-2 Bos.	1:52
April 10, 1988	Boston	John Tucker	6-5 Buf.	5:32
April 9, 1990	@ Montreal	Brian Skrudland	2-1 Mtl.	12:35
April 11, 1991	@ Montreal	Russ Courtnall	4-3 Mtl.	5:56
April 21, 1992	@ Boston	Adam Oates	3-2 Bos.	11:14
April 25, 1992	Boston	Ted Donato	5-4 Bos.	2:08
April 18, 1993	@ Boston	Bob Sweeney	5-4 Buf.	11:03
April 22, 1993	Boston	Yuri Khmylev	4-3 Buf.	1:05
April 24, 1993	Boston	Brad May	6-5 Buf.	4:48
May 4, 1993	@ Montreal	Guy Carbonneau	4-3 Mtl.	2:50
May 6, 1993	Montreal	Gilbert Dionne	4-3 Mtl.	8:28
May 8, 1993	Montreal	Kirk Muller	4-3 Mtl.	11:37
April 27, 1994	New Jersey	Dave Hannan	1-0 Buf.	65:43
May 7, 1995	@ Philadelphia	Karl Dykhuis	4-3 Phi.	10:06
April 23, 1997	@ Ottawa	Daniel Alfredsson	1-0 Ott.	2:34
April 29, 1997	Ottawa	Derek Plante	3-2 Buf.	5:24
May 9, 1997	@ Philadelphia	Ed Ronan	5-4 Buf.	6:24
May 1, 1998	@ Philadelphia	Michal Grosek	3-2 Buf.	5:40
May 8, 1998	Montreal	Geoff Sanderson	3-2 Buf.	2:37
May 12, 1998	@ Montreal	Michael Peca	5-4 Buf.	21:24
May 25, 1998	@ Washington	Todd Krygier	3-2 Wsh.	3:01
May 28, 1998	Washington	Peter Bondra	4-3 Wsh.	9:37
June 4, 1998	Washington	Joe Juneau	3-2 Wsh.	6:24
April 23, 1999	@ Ottawa	Miroslav Satan	3-2 Buf.	30:35
June 8, 1999	@ Dallas	Jason Woolley	3-2 Buf.	15:30
June 19, 1999	Dallas	Brett Hull	2-1 Dal.	54:51
April 18, 2000	@ Philadelphia	Stu Barnes	3-2 Buf.	4:42
April 14, 2001	@ Philadelphia	Jay McKee	4-3 Buf.	18:02
April 17, 2001	Philadelphia	Curtis Brown	4-3 Buf.	6:13
May 5, 2001	Pittsburgh	Stu Barnes	3-2 Buf.	8:34
May 8, 2001	@ Pittsburgh	Martin Straka	3-2 Pit.	11:29
May 10, 2001	Pittsburgh	Darius Kasparitis	3-2 Pit.	13:01
April 22, 2006	Philadelphia	Daniel Briere	3-2 Buf.	27:31
May 5, 2006	@ Ottawa	Chris Drury	7-6 Buf.	0:18
May 10, 2006	Ottawa	J-P Dumont	3-2 Buf.	5:05
May 13, 2006	@Ottawa	Jason Pominville	3-2 Buf.	2:26
May 28, 2006	@ Carolina	Cory Stillman	4-3 Car.	8:46
May 30, 2006	Carolina	Daniel Briere	2-1 Buf.	4:22
April 29, 2007	@ NY Rangers	Michal Rozsival	2-1 NYR	36:43
May 4, 2007	NY Rangers	Maxim Afinogenov	2-1 Buf.	4:39
May 12, 2007	Ottawa	Joe Corvo	4-3 Ott.	24:58
May 19, 2007	Ottawa	Daniel Alfredsson	3-2 Ott.	9:32
April 21, 2010	@ Boston	Miroslav Satan	3-2 Bos.	27:41

Note: Sabres are 31-26 in overtime games during the playoffs (20-12 at home and 11-14 on road). Overtime goals have ended a Sabres' playoff series 11 times (April 9, 1976; April 14, 1979; April 24, 1983; April 24, 1993; May 8, 1993; April 29, 1997; May 1, 1998; June 4, 1998; June 19, 1999; May 10, 2001; May 13, 2006 and May 19, 2007).



SABRES PLAYOFF HAT TRICKS

YEAR	NO.	PLAYER	OPPONENT	SCORE	DATE	PLACE	GOALIE(S)
1977 (1)	1.	Jim Lorentz	Minnesota	7-1 W	4-7-77	Minnesota	Pete LoPresti (2) Gary Smith (1)
1980 (1)	2.	Gil Perreault	N.Y. Islanders	7-4 W	5-6-80	New York	Billy Smith (2) Empty Net (1)
1985 (1)	3.	Dave Andreychuk	Quebec	7-4 W	4-14-85	Buffalo	Dan Bouchard
1988 (1)	# *4.	John Tucker	Boston	6-2 W	4-9-88	Buffalo	Andy Moog
1998 (1)	# 5.	Matthew Barnaby	Montreal	6-3 W	5-10-98	Buffalo	Andy Moog (2) Empty Net (1)
2006 (1)	6.	J.P. Dumont	Philadelphia	8-2 W	4-24-06	Buffalo	Robert Esche (3)**
2006 (1)	7.	Jason Pominville	Philadelphia	8-2 W	4-24-06	Buffalo	A. Niitymaki (3)**

Notes: * Indicates 4-goal game.

Indicates three consecutive and uninterrupted goals (true or natural hat trick). Note: John Tucker's final three scores of a four-goal game vs. Boston on 4-9-88 (6-2 W) were consecutive and uninterrupted.

** Esche allowed goals by Dumont (2) and Pominville (1); Niitymaki allowed goals by Dumont (1) and Pominville (2)

Note: Figure in brackets for scorer indicates accumulative total with the Sabres in the playoffs.

PLAYOFF HAT TRICKS AGAINST THE SABRES

YEAR	NO.	PLAYER	OPPONENT	SCORE	DATE	PLACE	GOALIE(S)
1973 (1)	1.	Yvan Courmoyer	Montreal	3-7 L	4-5-73	Montreal	Dave Dryden
1975 (1)	2.	Guy Lafleur	Montreal	0-7 L	5-1-75	Montreal	Roger Crozier (1) Gerry Desjardins (2)
1982 (1)	3.	Barry Pederson	Boston	3-7 L	4-8-82	Boston	Don Edwards

Notes: * Indicates 4-goal game.

Indicates three consecutive and uninterrupted goals (true or natural hat trick).

Note: Figure in brackets for scorer indicates accumulative total with the Sabres in the playoffs.

SABRES PLAYOFF SHUTOUTS

YEAR	NO.	GOALTENDER	OPPONENT	SCORE	DATE	PLACE	SAVES
1980 (3)	1.	Bob Sauve	Vancouver	6-0	4-9-80	Buffalo	22
	2.	Don Edwards	Chicago	5-0	4-16-80	Buffalo	17
	3.	Bob Sauve (2)	N.Y. Islanders	2-0	5-8-80	Buffalo	22
1983 (2)	4.	Bob Sauve (3)	Montreal	1-0	4-6-83	Montreal	24
	5.	Bob Sauve (4)	Montreal	3-0	4-7-83	Montreal	22
1989 (1)	6.	Jacques Cloutier	Boston	6-0	4-5-89	Boston	29
1992 (1)	7.	Tom Draper	Boston	2-0	4-27-92	Boston	28
1993 (1)	8.	Grant Fuhr	Boston	4-0	4-20-93	Boston	34
1994 (2)	9.	Dominik Hasek	New Jersey	2-0	4-17-94	New Jersey	30
	10.	Dominik Hasek (2)	New Jersey	1-0	4-27-94	Buffalo	70
1997 (1)	11.	Steve Shields	Ottawa	3-0	4-27-97	Ottawa	31
1998 (1)	12.	Dominik Hasek (3)	Washington	2-0	5-23-98	Washington	19
1999 (2)	13.	Dominik Hasek (4)	Ottawa	3-0	4-25-99	Buffalo	31
	14.	Dominik Hasek (5)	Boston	3-0	5-14-99	Buffalo	24
2000 (1)	15.	Dominik Hasek (6)	Philadelphia	8-0	4-21-01	Buffalo	24
2006 (1)	16.	Ryan Miller	Philadelphia	3-0	4-30-06	Buffalo	24

Notes: Figure in brackets for goaltender indicates accumulative total with the Sabres in the playoffs.



PLAYOFF SHUTOUTS AGAINST THE SABRES

YEAR	NO.	GOALTENDER	OPPONENT	SCORE	DATE	PLACE	SAVES
1975 (2)	1.	Ken Dryden	Montreal	7-0	5-1-75	Montreal	27
	2.	Bernie Parent	Philadelphia	2-0	5-27-75	Buffalo	32
1983 (1)	3.	Pete Peeters	Boston	9-0	4-20-83	Boston	27
1990 (1)	4.	Patrick Roy	Montreal	3-0	4-7-90	Buffalo	26
1997 (1)	5.	Ron Tugnutt	Ottawa	1-0	4-23-97	Ottawa	17
1998 (1)	6.	Olaf Kolzig	Washington	2-0	5-30-98	Buffalo	30
1999 (1)	7.	Ed Belfour	Dallas	2-0	6-17-99	Dallas	23
2000 (1)	8.	Brian Boucher	Philadelphia	2-0	4-16-00	Buffalo	17
2001 (1)	9.	Johan Hedberg	Pittsburgh	3-0	4-26-01	Buffalo	25
2006 (1)	10.	Martin Gerber	Carolina	4-0	5-26-06	Buffalo	22
2007 (1)	11.	Ray Emery	Ottawa	1-0	5-14-07	Ottawa	15

Notes: Figure in brackets for goaltender indicates accumulative total against the Sabres in the playoffs.



Playoff Section 2010.2011

Sabres Career Playoff Leaders

GAMES PLAYED	Totals
Gilbert Perreault	90
Craig Ramsay	89
Richard Smehlik	83
Bill Hajt	80
Jim Schoenfeld	75
Mike Ramsey	72
Alexei Zhitnik	70
Don Luce, Rick Martin	62
Rick Martin	62
Donald Audette	61

GOALS	Totals
Gilbert Perreault	33
Rick Martin	24
Danny Gare	24
Rene Robert	22
Chris Drury	17
Don Luce	17
Craig Ramsay	17
Donald Audette	15
Stu Barnes	14
Curtis Brown	14

ASSISTS	Totals
Gilbert Perreault	70
Craig Ramsay	31
Rick Martin	29
Jason Woolley	27
Dale Hawerchuk	25
Daniel Briere	23
Donald Audette	23
Dave Andreychuk	22
Miroslav Satan	21
Alexei Zhitnik	21
Danny Gare	21

POINTS	Totals
Gilbert Perreault	103
Rick Martin	53
Craig Ramsay	48
Danny Gare	44
Rene Robert	39
Donald Audette	38
Dave Andreychuk	35
Daniel Briere	34
Dale Hawerchuk	34
Miroslav Satan	34
Jason Woolley	34

SHORTHANDED GOALS	Totals
Dixon Ward	3
Curtis Brown	2
Brian Holzinger	2
Don Luce	2
Wayne Presley	2
Craig Ramsay	2
Eleven Players Tied	1

GAME-WINNING GOALS	Totals
Gilbert Perreault	5
Danny Gare	5
Chris Drury	4
Stu Barnes	4
Curtis Brown	4
Rick Martin	4
Craig Ramsay	4
Rene Robert	4
Daniel Briere	3
Ales Kotalik	3

POWER-PLAY GOALS	Totals
Rick Martin	12
Gilbert Perreault	9
Stu Barnes	8
Danny Gare	8
Donald Audette	7
Pat LaFontaine	7
Rick Vaive	7
Miroslav Satan	6
Alexei Zhitnik	6
Four Players Tied	5

PENALTY MINUTES	Totals
Rob Ray	167
Lindy Ruff	164
Mike Ramsey	158
Jim Schoenfeld	151
Danny Gare	147
Mike Foligno	143
Alexei Zhitnik	126
Mike Hartman	104
Larry Playfair	97
Kevin Maguire	86
Matthew Barnaby	79

GOALIE GAMES	Totals
Dominik Hasek	68
Ryan Miller	40
Don Edwards	31
Gerry Desjardins	25
Bob Sauve	23
Ryan Miller	18
Tom Barrasso	12
Daren Puppa	11
Steve Shields	10
Roger Crozier	9
Grant Fuhr	8

GOALIE SHUTOUTS	Totals
Dominik Hasek	6
Bob Sauve	4
Jacques Cloutier	1
Tom Draper	1
Don Edwards	1
Grant Fuhr	1
Ryan Miller	1
Steve Shields	1



Playoff Section 2010.2011

Sabres Career Playoff Leaders

GOALIE WINS	Totals
Dominik Hasek	37
Ryan Miller	22
Don Edwards	13
Bob Sauve	13
Gerry Desjardins	11
Roger Crozier	5
Grant Fuhr	4
Steve Shields	4
Tom Barrasso	3
Tom Draper	3
Daren Puppa	3

GOALIE MINUTES	Totals
Dominik Hasek	4,290
Ryan Miller	2,535
Don Edwards	1,859
Gerry Desjardins	1,382
Bob Sauve	1,268
Ryan Miller	1,123
Tom Barrasso	663
Daren Puppa	593
Steve Shields	570
Roger Crozier	541
Grant Fuhr	474
Tom Draper	433



ONE PLAYOFF YEAR		
Most Goals	10	Gil Perreault (1980)
Most Goals by Defenseman	4	Mike Ramsey (1983) Jason Woolley (1999) Alexei Zhitnik (1999)
Most Assists	12	Daniel Briere (2007)
Most Points	21	Gil Perreault (1980)
Most Penalty Minutes	56	Rob Ray (1991)
Most Power-Play Goals	5	Rick Martin (1975) Pat LaFontaine (1992) Chris Drury (2006)
Most Short-Handed Goals	2	Dixon Ward (1999) Curtis Brown (2001)
Most Minutes Played by Goaltender	1217	Dominik Hasek (1999)
Longest Shutout Sequence by Goaltender	147:25	Bob Sauve (4-6-83 to 4-9-83 vs. MTL)
Most Shots on Goal	66	Gil Perreault (1975)
Most Consecutive Goal-Scoring Games	7	Pat LaFontaine (1992)
Most Point-Scoring Games in Succession	8	Dale Hawerchuk (1993) Donald Audette (1998)

ONE PLAYOFF SERIES		
Most Goals	8	Pat LaFontaine (1992 vs. BOS)
Most Assists	7	Gil Perreault (1973 vs. MTL; 1982 vs. BOS, 1983 vs. BOS) Dale Hawerchuk (1994 vs. NJ) Miroslav Satan (2001 vs. PHI)
Most Points	11	Pat LaFontaine (1992 vs. BOS)
Most Penalty Minutes	56	Rob Ray (1991 vs. MTL)
Most Power-Play Goals	5	Pat LaFontaine (1992 vs. BOS)
Most Short-Handed Goals	2	Dixon Ward (1999 vs. TOR) Curtis Brown (2001 vs. PIT)
Most Minutes Played by Goaltender	484	Dominik Hasek (1994 vs. NJ)
Most Shots on Goal	38	Rick Martin (1973 vs. MTL)
Most Goals by Opposing Player	7	Guy Lafleur (1975 vs. MTL) Barry Pederson (1983 vs. BOS)
Most Assists by Opposing Player	14	Rick Middleton (1983 vs. BOS)
Most Points by Opposing Player	18	Rick Middleton (1983 vs. BOS)

ONE STANLEY CUP FINAL SERIES 1975 vs. PHI, 6 gms; 1999 vs. DAL, 6 gms		
Most Goals	3	Stu Barnes (1999 vs. DAL)
Most Assists	4	Rick Martin (1975 vs. PHI)
Most Points	6	Rick Martin (1975 vs. PHI)
Most Penalty Minutes	18	Alexei Zhitnik (1999 vs. DAL)
Most Power-Play Goals	1	Jerry Korab (1975 vs. PHI) Rick Martin (1975 vs. PHI) Michael Peca (1999 vs. DAL) Gil Perreault (1975 vs. PHI) Alexei Zhitnik (1999 vs. DAL)
Most Short-Handed Goals	0	None
Most Minutes Played by Goaltender	428	Dominik Hasek (1999 vs. DAL)
Most Shots on Goal	23	Gil Perreault (1975 vs. PHI)
Most Goals by Opposing Player	3	Brett Hull (1999 vs. DAL) Reggie Leach (1975 vs. PHI) Jere Lehtinen (1999 vs. DAL)
Most Assists by Opposing Player	7	Mike Modano (1999 vs. DAL)
Most Points by Opposing Player	7	Mike Modano (1999 vs. DAL)

ONE SEMIFINAL/CONFERENCE SERIES		
Most Goals	6	Gil Perreault (1980 vs. NYI)
Most Assists	4	Brian Holzinger (1999 vs. TOR) Peter McNab (1975 vs. MTL) Jason Woolley (1999 vs. TOR) Jochen Hecht (2006 vs. CAR) Jason Pominville (2007 vs. OTT)
Most Points	8	Gil Perreault (1980 vs. NYI)
Most Penalty Minutes	24	Larry Carriere (1975 vs. MTL)
Most Power-Play Goals	4	Stu Barnes (1999 vs. TOR)
Most Short-Handed Goals	2	Dixon Ward (1999 vs. TOR)
Most Minutes Played by Goaltender	379	Dominik Hasek (1998 vs. WSH)
Most Shots on Goal	27	Rick Martin (1975 vs. MTL)
Most Goals by Opposing Player	7	Guy Lafleur (1975 vs. MTL)
Most Assists by Opposing Player	7	Pete Mahovlich (1975 vs. MTL)
Most Points by Opposing Player	10	Guy Lafleur (1975 vs. MTL) Jacques Lemaire (1975 vs. MTL) Pete Mahovlich (1975 vs. MTL)



ONE QUARTERFINAL SERIES

Most Goals	5	Rene Robert (1973 vs. MTL)
Most Assists	7	Gil Perreault (1973 vs. MTL; 1983 vs. BOS)
Most Points	10	Gil Perreault (1973 vs. MTL)
Most Penalty Minutes	47	Lindy Ruff (1983 vs. BOS)
Most Power-Play Goals	3	Rick Martin (1975 vs. CHI)
Most Short-Handed Goals	2	Curtis Brown (2001 vs. PIT)
Most Minutes Played by Goaltender	452	Dominik Hasek (2001 vs. PIT)
Most Shots on Goal	38	Rick Martin (1973 vs. MTL)
Most Goals by Opposing Player	7	Barry Pederson (1983 vs. BOS)
Most Assists by Opposing Player	14	Rick Middleton (1983 vs. BOS)
Most Points by Opposing Player	18	Rick Middleton (1983 vs. BOS)

ONE FIRST-ROUND SERIES

Most Goals	8	Pat LaFontaine (1992 vs. BOS)
Most Assists	7	Gil Perreault (1982 vs. BOS) Dale Hawerchuk (1994 vs. NJ) Miroslav Satan (2001 vs. PIT)
Most Points	11	Pat LaFontaine (1992 vs. BOS)
Most Penalty Minutes	56	Rob Ray (1991 vs. MTL)
Most Power-Play Goals	5	Pat LaFontaine (1992 vs. BOS)
Most Short-Handed Goals	1	Craig Ramsay (1976 vs. STL) Scott Arniel (1989 vs. BOS) Mike Foligno (1989 vs. BOS) Christian Ruuttu (1991 vs. MTL) Dave Snuggerud (1991 vs. MTL) Petr Svoboda (1992 vs. BOS) Pat LaFontaine (1992 vs. BOS) Wayne Presley (1993 vs. BOS; 1995 vs. PHI) Brian Holzinger (1997 vs. OTT; 1998 vs. PHI) Dixon Ward (1997 vs. PHI) Darryl Shannon (1998 vs. PHI) Chris Drury (2006 vs. PHI) Mike Grier (2006 vs. PHI)
Most Minutes Played by Goaltender	484	Dominik Hasek (1994 vs. NJ)
Most Shutouts	2	Bob Sauve (1983 vs. MTL) Dominik Hasek (1994 vs. NJ)

ONE FIRST-ROUND SERIES *Continued*

Most Shots on Goal	27	Dave Andreychuk (1992 vs. BOS) Pat LaFontaine (1992 vs. BOS)
Most Goals by Opposing Player	6	Michel Goulet (1982 vs. QUE)
Most Assists by Opposing Player	10	Peter McNab (1982 vs. BOS) Peter Stastny (1985 of QUE)
Most Points by Opposing Player	10	Peter McNab (1982 vs. BOS) Peter Stastny (1985 vs. QUE) Denis Savard (1991 vs. MTL) Adam Oates (1992 vs. BOS)

ONE GAME ONLY

Most Goals	4	John Tucker (4-9-88 vs. BOS)
Most Assists	4	Gil Perreault (4-10-82 vs. BOS; 4-17-80 vs. CHI) Dave Andreychuk (4-11-90 at MTL)
Most Points	5	John Tucker (4-10-88 vs. BOS)
	5	Derek Roy (5-5-06 at OTT)
Most Penalty Minutes	32	Kevin Maguire (4-9-88 vs. BOS)
Most Power-Play Goals	2	John Tucker (4-9-88 vs. BOS; 4-10-88 vs. BOS) Randy Burridge (5-11-97 vs. PHI) Miroslav Satan (4-27-98 vs. PHI) J-P Dumont (4-24-06 vs. PHI)
Most Short-Handed Goals	1	16 times, last Jason Pominville (5-13-06 vs. OTT)
Most Minutes Played by Goaltender	125:43	Dominik Hasek (4-27-94 vs. NJ)
Most Shots on Goal	11	Danny Gare (1976 vs. STL) Tony McKegney (1981 vs. MIN)
Most Goals by Opposing Player	3	Yvon Cournoyer (4-5-73 at MTL) Guy Lafleur (5-1-75 at MTL) Barry Pederson (4-8-82 at BOS)
Most Assists by Opposing Player	4	Rick Middleton (4-18-83 vs. BOS) Andrei Nikolishin (5-28-98 vs. WSH)
Most Points by Opposing Player	6	Rick Middleton (4-18-83 vs. BOS)



ONE PLAYOFF YEAR

Overall Wins		
Most	14	(1999, 21 games)
Fewest	0	(1984, 3 games)
Overall Losses		
Most	7	(1975, 17 games) (1997, 12 games) (1999, 21 games) (2006, 18 games) (2007, 16 games)
Fewest	2	(1979, 3 games)
Goals For		
Most	60	(2006, 18 games)
Fewest	5	(1984, 3 games)
Goals Against		
Most	58	(1975, 17 games)
Fewest	9	(1979, 3 games)
Most Shutouts		
For	3	(1980, 14 games)
Against	2	(1975, 17 games)
Most Overtime Games		
	6	(1993, 8 games) (1998, 15 games) (2006, 18 games)
Longest Winning Streak		
	8	(4-27-98 to 5-23-98)
Longest Losing Streak		
	4	(4-11-77 to 4-17-77) (4-15-76 to 4-22-76) (4-6-89 to 4-11-89) (5-2-93 to 5-8-93)
Most Power-Play Goals		
For	17	(1980, 14 games)
Against	16	(2006, 18 games)
Most Short-Handed Goals		
For	5	(2006, 18 games)
Against	3	(1988, 6 games) (1980, 14 games)
Shots on Goal For		
Most	561	(1999, 21 games)
Fewest	83	(1984, 3 games)
Shots on Goal Against		
Most	657	(1999, 21 games)
Fewest	73	(1984, 3 games)
Most Penalty Minutes		
For	349	(1988, 21 games)
Opp.	308	(1988, 6 games)

ONE PLAYOFF SERIES

Most Goals Scored in Two-Game Series		
For	11	(1977 vs. Minnesota)
Allowed	3	(1977 vs. Minnesota)

ONE PLAYOFF SERIES *Continued*

Goals Scored in Three-Game Series		
Most	13	(1981 vs. VAN)
Least	5	(1984 vs. QUE)
Goals Allowed in Three-Game Series		
Most	13	(1984 vs. QUE)
Least	2	(1983 vs. MTL)
Goals Scored in Four-Game Series		
Most	19	(1993 vs. BOS)
Least	10	(1977 vs. NYI)
Goals Allowed in Four-Game Series		
Most	17	(1982 vs. BOS)
Least	6	(1999 vs. OTT)
Goals Scored in Five-Game Series		
Most	22	(1985 vs. QUE)
Least	8	(2000 vs. PHI)
Goals Allowed in Five-Game Series		
Most	24	(1981 vs. MIN)
Least	9	(1998 vs. PHI)
Goals Scored in Six-Game Series		
Most	24	(1991 vs. MTL) (2006 vs. PHI)
Least	9	(1999 vs. DAL)
Goals Allowed in Six-Game Series		
Most	29	(1975 vs. MTL) (1991 vs. MTL) (1998 vs. WSH) (1999 vs. DAL) (2001 vs. PHI) (2007 vs. NYR)
Least	13	
Goals Scored in Seven-Game Series		
Most	24	(1992 vs. BOS)
Least	14	(1994 vs. NJ) (1997 vs. OTT)
Goals Allowed in Seven-Game Series		
Most	33	(1983 vs. BOS)
Least	13	(1997 vs. OTT)

ONE GAME ONLY

Most Goals		
For	9	(4-29-92 vs. BOS)
Against	9	(4-20-83 at BOS)
Combined	13	(5-5-06 at OTT, 7-6 BUF.)
Most Goals in One Period		
For	5	(4-20-75 vs. CHI, 3rd per.) (4-13-85 vs. QUE, 3rd per.) (4-14-85 vs. QUE, 3rd per.) (4-24-06 vs. PHI, 1st per.)
Against	5	(4-5-73 at MTL, 2nd per.) (4-8-82 at BOS, 2nd per.) (4-20-83 at BOS, 1st per.) (4-13-85 vs. QUE, 3rd per.)
Combine	7	(5-11-97 vs. PHI, 2nd per.)



ONE GAME ONLY Continued

Most Short-Handed Goals in Game		
For	2	(Scott Arniel & Mike Foligno, 4-5-89 at BOS) (Darryl Shannon & Brian Holzinger, 4-27-98 vs. PHI)
Most Short-Handed Goals on Same Penalty		
For	2	(Darryl Shannon & Brian Holzinger, 4-27-98 vs. PHI)
Greatest Winning Margin		
	8	(2001 vs. PHI, 8-0)
Greatest Losing Margin		
	9	(1983 at BOS, 9-0)
Shots on Goal		
Most	58	(4-22-06 vs. PHI)
Fewest	12	(6-12-99 vs. DAL)
Shots on Goal Against		
Most	70	(4-27-94 vs. NJ)
Fewest	14	(4-22-75 vs. CHI)
Shots on Goal in One Period		
Most	22	(4-8-76 vs. STL, 1st per.) (4-15-77 vs. NYI, 1st per.)
Least	2	(4-29-97 vs. OTT, 1st per.) (5-12-98 at MTL, 3rd per.) (6-2-98 at WSH, 2nd per.) (6-15-99 vs. DAL, 3rd per.) (5-8-01 vs. PIT, 3rd per.)
Shots on Goal Against in One Period		
Most	24	(4-20-80 at CHI, 2nd per.) (4-15-10 vs. BOS, 1st per.)
Least	1	(4-16-80 vs. CHI, 1st per.) (4-11-82 vs. BOS, 3rd per.) (4-7-83 at MTL, 1st per.) (4-4-84 vs. QUE, 1st per.) (5-28-06 at CAR, 3rd per.) (4-12-07 vs. NYI, 1st per.)
Shots on Goal by Both Teams in One Period		
Most	35	(4-9-91 vs. MTL, 2nd per.)
Most Penalty Minutes		
For	121	(4-9-88 vs. BOS)
Opp.	105	(4-9-88 vs. BOS)
Combine	226	(4-9-88 vs. BOS)

ONE GAME ONLY Continued

Fastest Two Goals by Team		
For	:14	(Mike Foligno & Sean McKenna, 4-5-84 vs. QUE)
Against	:08	(Eric Desjardins & Stephane Richer, 4-9-91 vs. MTL)
Combine	:05	(Gil Perreault/BUF. & Jim Hamilton/PIT., 4-14-79 vs. PIT)
Fastest Two Goals by One Player		
For	:27	(Pierre Turgeon, 4-6-89 at BOS)
Against	:27	(Guy Lafleur, 5-1-75 at MTL)
Fastest Three Goals by Team		
For	1:48	(Randy Wood, Dave Hannan & Bob Corkum, 4-29-92 vs. BOS)
Against	1:19	(Russ Courtnall twice & Mathieu Schneider, 4-3-91 at MTL)
Combine	:36	(Eric Desjardins/MTL., Stephane Richer/MTL. & Benoit Hogue/BUF., 4-9-91 vs. MTL)
Fastest Three Goals by One Player		
For	12:37	(Dave Andreychuk, 4-14-85 vs. QUE)
Against	13:40	(Barry Pederson, 4-8-82 at BOS)
Fastest Four Goals		
For	5:28	(4-27-98 vs. PHI)
Against	2:52	(4-3-91 at MTL)
Combine	2:38	(4-9-91 vs. MTL)
Fastest Five Goals		
For	14:37	(4-20-75 at CHI)
Against	9:31	(4-3-91 at MTL)
Combine	6:19	(5-11-97 vs. PHI)
Fastest Goal from Opening Face-off:		
For	:09	(Derek Roy, 5-16-07 at OTT)
Opp.	:14	(Kirk Muller, 5-6-93 vs. MTL)
Shortest Overtime Game		
	60:18	(Chris Drury/BUF. scored, 5-5-06 at OTT)
Longest Overtime Game		
	125:43	(Dave Hannan/BUF. scored, 4-27-94 vs. NJ)



MOST PLAYOFF POINTS vs. SABRES

Player	GP	G	A	Pts
Ray Bourque	39	6	29	35
Rick Middleton	14	10	19	29
Barry Pederson	11	10	13	23
Adam Oates	17	4	18	22
Daniel Alfredsson	21	11	11	22
Rod Brind'Amour	22	11	11	22
Eric Desjardins	43	6	16	22
Mark Recchi	28	9	10	19
Stephane Richer	19	13	6	19
Bryan Trottier	16	3	14	17
Denis Potvin	16	5	12	17
Cam Neely	15	11	6	17
John LeClair	33	8	9	17

SABRES HISTORY

1970



2010

2010-2011 BUFFALO SABRES

Media Guide



History Section 2010.2011

All-Time Uniform Numbers

00

Martin Biron

1

Jhonas Enroth, John Blue, David Littman, Jacques Cloutier, Don Edwards, Roger Crozier

2

Tim Horton, Jim Watson

3

Michael Funk, James Patrick, Garry Galley, Dean Melanson, Grant Ledyard, Calle Johansson, Jim Hofford, Richie Dunn, Hannu Virta, Bill Stewart, Paul McIntosh, Jocelyn Guevremont, Mike Robitaille, Paul Terbenche, Tracy Pratt

4

Steve Montador, Mike Weber, Nolan Pratt, Brad Brown, Rhett Warrenner, Mike Wilson, Bob Boughner, Grant Jennings, Alexei Zhitnik, Philippe Boucher, Uwe Krupp, Steve Dykstra, Jim Korn, Jerry Korab, Timo Jutila, Mark Renaud, John Van Boxmeer, Tracy Pratt, Mike McMahon

5

Toni Lydman, Jeff Jillson, Andy Delmore, Jason Woolley, Ed Ronan, Craig Muni, Mike Ramsey, John Van Boxmeer, Lee Fogolin, Larry Carriere, Larry Hillman, Doug Barrie

6

Jaroslav Spacek, Cory Sarich, Bob Boughner, Doug Houda, Keith Carney, Phil Housley, Ron Fischer, Jim Schoenfeld, Al Hamilton

7

Petr Svoboda, Kevin Haller, John Tucker, Mike Donnelly, Dale McCourt, Randy Cunneyworth, Rick Martin, Rene Robert, Cliff Schmautz

8

Rory Fitzpatrick, Geoff Sanderson, Darryl Shannon, Doug Bodger, Jim Jackson, Paul Cyr, Richard Hajdu, Don Lever, Dave Fenyves, Bob Mongrain, Real Cloutier, Tony McKeegney, Jim Lorentz, Rick Martin, Dick Duff, Butch Deadmarsh, Bill Inglis

9

Derek Roy, Erik Rasmussen, Vaclav Varada, Viktor Gordiouk, Greg Brown, Scott Arniel, Gilles Hamel, Mike Moller, J.F. Sauve, Rick Dudley, Jacques Richard, Norm Gratton, Rick Martin, Butch Deadmarsh, Danny Lawson, Reggie Fleming

10

Henrik Tallinder, Brad May, Dale Hawerchuk, Craig Ramsay, Phil Goyette

11

Gilbert Perreault

12

Mark Mancari, Ales Kotalik, Domenic Pittis, Randy Burridge, Peter Ambroziak, Bob Errey, Peter Ciavaglia, Greg Paslawski, Scott Metcalfe, Rick Vaive, Ken Priestlay, Jody Gage, Sean McKenna, Andre Savard, Gary McAdam, Larry Mickey, Mike Byers, Skip Krake

13

Tim Kennedy, Jiri Novotny, Vyacheslav Kozlov, Yuri Khmylev, Jim Schoenfeld

14

Dave Hannan, Jody Gage, Steve Ludzik, Mikael Andersson, Mike Moller, Alan Haworth, Rene Robert, Norm Gratton, Don Luce, Rod Zaine, Randy Wyrozub

15

Dainius Zubrus, Milan Bartovic, Dixon Ward, Sergei Petrenko, Greg Brown, Randy Wood, Lou Franceschetti, Kevin Haller, Doug Smith, Chris Langevin, Adam Creighton, Geordie Robertson, Yvon Lambert, Rob McClanahan, Mike Boland, Gary McAdam, Michel Deziel, Bryan McSheffrey, Gerry Meehan

16

Chris Taylor, Pat LaFontaine, Darrin Shannon, Mike Donnelly, Paul Brydges, Ric Seiling, Derek Smith, Peter McNab, Real Lemieux, Randy Wyrozub, Ron Anderson, Butch Deadmarsh

17

Raffi Torres, Dominic Moore, Marc-Andre Gagnani, J.P. Dumont, Randy Cunneyworth, Dixon Ward, Jason Dawe, Brent Hughes, Craig Simpson, Todd Simon, Colin Patterson, Mike Foligno, Gilles Hamel, John Gould, Rick Dudley, Derek Smith, Fred Stanfield, Bob Richer, Floyd Smith

18

Tim Connolly, Miroslav Satan, Michal Grosek, Wayne Presley, Dave Snuggerud, Bob Halkidis, Paul Cyr, Gilles Hamel, Danny Gare, Paul Terbenche, Kevin O'Shea

19

Tim Connolly, Norm Milley, Brian Holzinger, Randy Wood, Tony Tanti, Kevin Maguire, Bob Corkum, Doug Trapp, Bob Halkidis, Jim Wiemer, Sean McKenna, Jeff Eatough, Randy Cunneyworth, Derek Smith, Alex Tidey, Morris Titanic, Fred Stanfield, Steve Atkinson, Francois Lacombe, Brian Perry

20

Daniel Paille, Ales Kotalik, Jason Holland, Doug Houda, Bob Sweeney, Dave McLlwain, Mike Hartman, Don Lever, Brent Peterson, Kai Suikkanen, Don Luce, Dick Duff, Brian McDonald

21

Drew Stafford, Radoslav Hecl, Mike Hurlbut, Mark Astley, Scott Thomas, Christian Ruuttu, Richie Dunn, Claude Verret, J.F. Sauve, Dave Schultz, Ron Schock, Brian Spencer, Ron Busniuk, John Gould, Hugh Harris, Terry Ball, Larry Mickey, Larry Keenan, Paul Andrea, Jean-Guy Lagace



22

Adam Mair, Wayne Primeau, Charlie Huddy, Craig Simpson, Rick Vaive, Lindy Ruff, Jocelyn Guevremont, Peter McNab, Doug Rombough, Ray McKay, Rod Zaine, Don Marshall

23

Chris Drury, Sean McMorrow, Bill Houlder, Randy Hillier, Jiri Sejba, Ray Sheppard, Gates Orlando, Kai Suikkanen, Ron Fischer, Hannu Virta, Sean McKenna, Bob Hess, Randy Cunneyworth, Mike Ramsey, Ken Breitenbach, Larry Carriere, Joe Noris, Eddie Shack, John Gould, Rene Robert, Paul Terbenche

24

Taylor Pyatt, Paul Kruse, Dane Jackson, Philippe Boucher, Randy Moller, Jay Wells, Mike Donnelly, Steve Smith, Ed Hospodar, Bill Hajt, Gary Bromley, Peter McNab, Randy Wyrozub, John Gould, Ron Busniuk, Chris Evans, Ray McKay, Jean-Guy Talbot, Butch Deadmarsh

25

Mark Mancari, Mike Grier, Vaclav Varada, Rob Conn, Dave Andreychuk, Mal Davis, Jere Gillis, Bob Mongrain, Terry Martin, Craig Ramsay, Hap Myers, Brian Perry

26

Thomas Vanek, Eric Boulton, Derek Plante, Keith Carney, Dean Kennedy, Darrin Shannon, Richie Dunn, Bob Logan, Phil Russell, Pat Hughes, Dave Maloney, Steve Patrick, Val James, Ken Breitenbach, Alex Tidey, Derek Smith, Randy Wyrozub, Larry Keenan

27

Teppo Numminen, Michael Peca, Brad May, Larry Playfair, Joe Reekie, Wilf Paiement, Joe Kowal

28

Paul Gaustad, Jason Botterill, Donald Audette, Domenic Pittis, Dale DeGray, Mark Ferner, Jeff Parker, Tom Kurvers, Brian Engblom, Richard Hajdu, Paul Gardner, Bob Sauve, Ron Fischer, Jim Walsh, Gary Bromley, Rocky Farr, Dave Dryden, Terry Ball

29

Jason Pominville, Jaroslav Kristek, Bob Corkum, Vladimir Tsylakov, Jason Holland, Paul Kruse, Darryl Shannon, Dane Jackson, Scott Pearson, Denis Tsygurov, Jeff Parker, Richie Dunn, Mark Ferner, Jeff Parker, Mal Davis, Dave Andreychuk, Jacques Cloutier, Val James, Mike Moller, Don Edwards, Gary Bromley

30

Ryan Miller, Dwayne Roloson, Andrei Trefilov, Clint Malarchuk, Tom Barrasso, Paul Harrison, Val James, Randy Ireland, Gerry Desjardins, Rocky Farr, Dave Dryden, Joe Daley

31

Jhonas Enroth, Bob Essensa, Steve Shields, Grant Fuhr, Daren Puppa, Joe Reekie, Dave Fenyves, Al Smith

32

Mikael Tellqvist, Rob Ray, Scott Metcalfe, Don McSween, Norm Lacombe, Bob Mongrain, Gary McAdam, Wayne Ramsey

33

Mike Card, Doug Janik, Scott Pearson, Mark Astley, Bob Sweeney, Benoit Hogue, Jody Gage, Lee Fogolin, Jim Hofford, Phil Myre

34

Chris Butler, Mike Weber, Jeff Jillson, Peter Skudra, Jean-Luc Grand-Pierre, Mike Wilson, Gord Donnelly, David Littman, Lou Franceschetti, Darren Eliot, Scott Metcalfe, Jim Korn, Adam Creighton

35

Jocelyn Thibault, Ty Conklin, Mika Noronen, Robb Stauber, Tom Draper, Darcy Wakaluk, Daren Puppa

36

Patrick Kaleta, Matthew Barnaby, Darcy Loewen, Jan Ludvig

37

Matt Ellis, Michael Ryan, Curtis Brown, Barrie Moore, Curtis Brown, Lou Franceschetti, Bill Houlder, Shawn Anderson

38

Nathan Paetsch, Domenic Pittis, Barrie Moore, Jay McKee, Joel Savage, Adam Creighton

39

Dominik Hasek, Brian Curran, Don McSween, Trent Kaese, Clark Gillies

40

Rumun Ndur, James Black, Mitch Molloy, Larry Playfair, Uwe Krupp

41

Clarke MacArthur, Stu Barnes, Dave Hannan, Ken Sutton, Brian Curran

42

Nathan Gerbe, Richard Smehlik, Mikko Makela, Bob Corkum, Brad Miller, Steve Dykstra

43

Martin Biron, Jason Dawe, Francois Guay

44

Andrej Sekera, Alexei Zhitnik, Doug Macdonald, Brad Miller, Jerry Korab



History Section 2010.2011

All-Time Uniform Numbers

45

Dmitri Kalinin, Scott Nichol, Donald Audette

46

Dean Sylvester

47

Chris Thorburn, Bill Houlder

48

Daniel Briere, Brad May

51

Brian Campbell

52

Dave Andreychuk

55

Jochen Hecht, Denis Hamel, Reed Larson, Joe Reekie

56

Steve Bernier, Ken Priestlay

57

Tyler Myers, Steve Heinze

58

Tim Kennedy

60

Paul Gaustad

61

Maxim Afinogenov

63

Tyler Ennis

64

David Moravec

65

Mark Napier

71

Jochen Hecht

74

Jay McKee

76

Andrew Peters, Wayne Primeau

77

Chris Gratton, Pierre Turgeon

80

Geoff Sanderson

81

Miroslav Satan

83

Domenic Pittis

89

Alexander Mogilny

90

Joe Juneau, Clark Gillies

93

Doug Gilmour, Anatoli Semenov



RETIRED NUMBERS

The Buffalo Sabres have retired only six numbers since the franchise's inception in 1970. The first Sabre to have his number retired was Gilbert Perreault (#11) on Oct. 17, 1990. The combination of center Perreault, left wing Rick Martin and right wing Rene Robert was one of the greatest lines in hockey history and without a doubt the best in Buffalo Sabres' history. The three wore the blue and gold together from 1972 to 1979 and were labeled "The French Connection," a name whose familiarity was helped by the 1971 movie of the same name. The trio was honored as Martin (#7) and Robert (#14) joined Perreault in ceremonies to retire the numbers of Buffalo's famed "French Connection" on Nov. 15, 1995. The fourth Sabre to have his number retired was Tim Horton (#2) on Jan. 5, 1996. The Sabres retired two more numbers during the 2005-06 season. Right winger Danny Gare (#18) was honored on Nov. 22, 2005, while Pat LaFontaine's #16 was hoisted to the rafters on March 3, 2006.

11

Gilbert PERREAULT CENTER: 1970-71 to 1986

Gilbert Perreault can best be described as the "Original Sabre." The NHL Hall of Famer was Buffalo's first-ever draft choice and set the standard for all future Sabres to be measured by. Perreault earned the Calder Trophy as the NHL's Rookie of the Year following his inaugural 1970-71 campaign. Even Perreault's uniform number bore the marks of an original Sabre, as it was #11 that came up on the wheel that gave Buffalo the first overall pick in the 1970 draft. Perreault's sportsmanship and outstanding play also helped him capture the Lady Byng Trophy in 1973. One of Perreault's six NHL All-Star games was the 1978 edition in Buffalo when he scored the game-winning goal 3:55 into overtime. He also served as the Sabres' team captain from 1981-82 until his November 1986 retirement. Perreault is a member of the Hockey Hall of Fame, as well as both the Buffalo Sabres and Greater Buffalo Sports Halls of Fame. Perreault is still the team's all-time leader in career (regular season) games played, goals, assists, points and game-winning goals. There was only one number 11 in Buffalo Sabres history and, rightfully so, will never be another.


Career Sabres Totals

REGULAR SEASON:

Games Played: 1,191. Goals: 512. Assists: 814. Points: 1,326.

PLAYOFFS:

Games Played: 90. Goals: 33. Assists: 70. Points: 103.





7

Rick MARTIN LEFT WING: 1970-71 to 1980-1981

Buffalo Sabre fans saw Rick Martin in almost 750 regular season and playoff games between 1971 and 1981. Number 7's career with the Sabres was highlighted by a Stanley Cup Finals appearance in 1974-75. That spring, Martin finished with 52 goals, one of which was the 1,000th in team history. The year prior, on the final night of the 1973-74 campaign, he recorded a hat trick at "The Aud" against St. Louis to become the first player in Sabres' history to record 50 or more goals in one season. Martin even gave the hometown fans a reason to cheer in a game at "The Aud" in which he wasn't even wearing a Sabres' uniform. On Jan. 24, 1978, he scored the tying goal in the 31st NHL All-Star Game with just 1:39 left in regulation time to force overtime. That was just one of seven of the League's showcase games he would appear in during his career. He still holds two single-season Sabres records and is tied for another. In addition, Martin remains in the top three in seven of Buffalo's (regular season) career leaders categories.

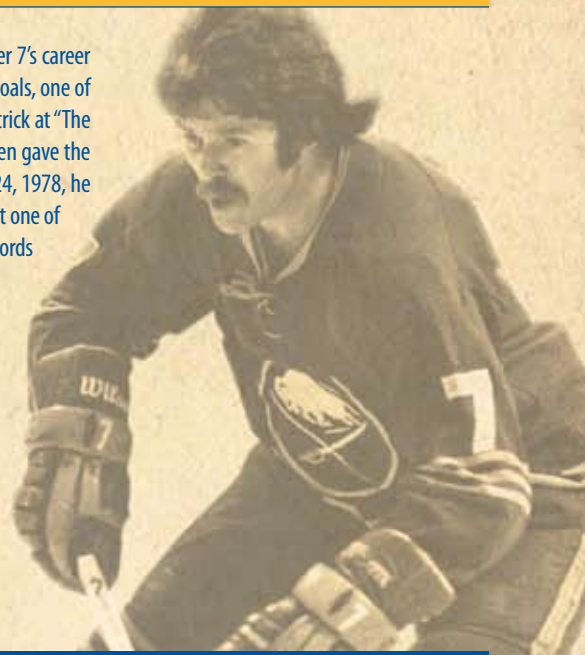
Career Sabres Totals

REGULAR SEASON:

Games Played: 681. Goals: 382. Assists: 313. Points: 695.

PLAYOFFS:

Games Played: 62. Goals: 24. Assists: 29. Points: 53.



14

Rene ROBERT RIGHT WING: 1971-72 to 1978-1979

With the warm spring air mixing with "The Aud" ice, Rene Robert skated out of the mist and scored the famous "Fog Goal" by beating Flyers goalie Bernie Parent in overtime of game three of the 1975 Stanley Cup Finals. The historic goal might not have taken place if not for the Sabres' persistence in acquiring Robert. His road to Buffalo started with the Sabres claiming him from Toronto, only to lose the winger to Pittsburgh in the Intra-League draft on June 8, 1971. The Sabres were then able to acquire the final component of "The French Connection" in a trade with the Penguins on March 4, 1972. Robert finished the 1974-75 regular season with 100 points, marking the first time in club annals that a player reached the century mark in points in one season. That season, Robert was voted by his teammates as Buffalo's most valuable player. He later recorded another Sabres milestone by scoring the 2,000th goal in club history on Dec. 22, 1977. Robert still ranks as Buffalo's fifth all-time assist leader with 330 in his career with the Sabres. Coincidentally, Robert had also once worn number 7 in the blue and gold. He played in both the 1973 and 1975 NHL All-Star games.

Career Sabres Totals

REGULAR SEASON:

Games Played: 524. Goals: 222. Assists: 330. Points: 552.

PLAYOFFS:

Games Played: 47. Goals: 22. Assists: 17. Points: 39.





2

Tim HORTON DEFENSE: 1972-73 to 1973-1974

Tim Horton skated in the Sabres' blue, white and gold for only two seasons, but the solid defenseman certainly made his mark on the team. Horton came to Buffalo in the Intra-League draft in June 1972 from Pittsburgh. Following that campaign, proof that he had made an impression on his fourth NHL club (also played for Toronto, N.Y. Rangers and Pittsburgh) came when he was named the recipient of the Memorial Award as the team's most valuable player as voted by his teammates. Today, in honor of the late defenseman, Horton's name is on the Buffalo award presented annually to the player whose performance is far superior to the public recognition he has received (known as the Unsung Hero Award before 1975). Horton saw action in 1,446 NHL regular season games plus 126 more in the postseason. Included in his playing days were eight out of nine complete 70-game seasons played between 1958-59 and 1966-67. Horton was a member of four Stanley Cup winning teams with Toronto and appeared in seven NHL All-Star games. Horton became a member of the Hockey Hall of Fame in 1977 and is also a member of the Buffalo Sabres Hall of Fame.

Career Sabres Totals

REGULAR SEASON:

Games Played: 124. Goals: 1. Assists: 22. Points: 23.

PLAYOFFS:

Games Played: 6. Goals: 0. Assists: 1. Points: 1.

16

Pat LaFONTAINE CENTER: 1991-92 to 1996-97

Pat LaFontaine enjoyed an illustrious 15-year career before retiring from the NHL in 1998 as the second highest-scoring American-born player with 468 goals and 1,013 points. He was born in St. Louis, but grew up in the suburbs of Detroit, and is still considered one of the game's best playmakers, fastest skaters, and most humble of superstars. A member of the Hockey Hall of Fame in Toronto, LaFontaine began his career in 1983-84 with the New York Islanders. He had a career year for Buffalo in 1992-93 when he set Sabres records for points (148) and assists (95) in a season. After being sidelined by a serious knee injury for most of the 1993-94 season, he returned as team captain in 1994-95 and was awarded the Bill Masterton Trophy for perseverance and dedication to hockey. LaFontaine was with the Sabres from 1991-1997, finishing with 385 points (158+227) in 268 games. He completed the "Empire State Hat Trick" by playing for all three NHL organizations within New York State when he was traded to the Rangers in 1997. He remained one of the Rangers' leading scorers until injuries forced him to prematurely retire on August 11, 1998.

Career Sabres Totals

REGULAR SEASON:

Games Played: 268. Goals: 158. Assists: 227. Points: 385.

PLAYOFFS:

Games Played: 19. Goals: 12. Assists: 15. Points: 27.

18

Danny GARE RIGHT WING: 1974-75 to 1981-1982

Danny Gare played his first game for the Sabres on October 10, 1974 against Boston, and scored just 18 seconds into his first NHL shift. He finished his rookie season with 62 points (31+31) and contributed 13 points (7+6) in the Sabres' run to the 1975 Stanley Cup Finals. Gare followed up his strong rookie campaign with his first of two fifty-goal seasons in 1975-76, when he netted 50 goals and 23 assists in 79 games, and chipped in two game-winning goals in the playoffs. That season, Gare recorded three of his 10 career hat tricks as a Sabre. In 1979-80, he scored a career-high 56 goals, including a club-record 11 game-winners. Rick Martin is the only other Sabre to have two fifty-goal seasons. With 267 goals as a Sabre, Gare holds the record for goals by a Sabres right wing. He finished his Sabres career with 500 points. Gare's career as a Sabre came to an end on Dec. 2, 1981 when he was traded to the Detroit Red Wings. He spent his final NHL season in Edmonton in 1986-87. The native of Nelson, B.C. finished his career with 685 points (354+331), and was elected into the Sabres Hall of Fame in 1994.

Career Sabres Totals

REGULAR SEASON:

Games Played: 503. Goals: 267. Assists: 233. Points: 500.

PLAYOFFS:

Games Played: 57. Goals: 23. Assists: 21. Points: 44.



BUFFALO SABRES HOCKEY HALL OF FAME

The highest honor bestowed by the Buffalo Sabres is induction into the team's Hall of Fame. The Buffalo Sabres Hall of Fame Committee is comprised of: Robert O. Swados, Wayne Redshaw, Bill Hajt, Scotty Bowman, Seymour Knox IV, Peter Andrews, Michael Gilbert, Ed Kilgore, Floyd Smith, Kevin Gavigan, John Murphy and Jim Lorentz.

Member	Induction	Member	Induction	Member	Induction
Frank Christie	1980	Robert O. Swados	1995	Mike Foligno	2004
Roger Crozier	1980	Ted Darling	1996	Dick Johnston	2004
George "Punch" Imlach	1980	Seymour H. Knox, III	1996	Pat LaFontaine	2004
Tim Horton	1982	Northrup R. Knox	1996	Rudy Migay	2004
Fred T. Hunt	1982	Jack Gatecliff	1998	Robert E. Rich, Jr.	2004
David Forman	1986	Larry Playfair	1998	George Strawbridge	2004
Don Luce	1986	Don Edwards	2000	Phil Housley	2007
Craig Ramsay	1986	Bill Hajt	2000	Dave Andreychuck	2008
Richard Martin	1989	Wayne Redshaw	2000	Milt Ellis	2008
Gilbert Perreault	1989	Robert "Rip" Simonick	2000	Jim Lorentz	2010
Rene Robert	1989	Jerry Korab	2001	Joe Crozier	2010
Danny Gare	1994	Mike Racicot	2001		
Jim Schoenfeld	1995	Mike Ramsey	2001		

HOCKEY HALL OF FAME

Twelve people with connections to the Buffalo Sabres are members of the Hockey Hall of Fame. Sabres' co-founder Seymour H. Knox, III, along with former Sabre coaches Scotty Bowman, George "Punch" Imlach and Marcel Pronovost have all been honored with induction into the Hall of Fame. Joining the previous mentioned are former Sabre players Tim Horton, Gilbert Perreault, Dale Hawerchuk, Clark Gillies, Grant Fuhr and Pat LaFontaine. Long-time team broadcaster Ted Darling was inducted in November 1994 upon receiving the Foster Hewitt Memorial Award for excellence in broadcasting.



PLAYERS Category

Member	Induction
Tim Horton	1977
Marcel Pronovost	1978
Gilbert Perreault	1990
Dale Hawerchuk	2001
Clark Gillies	2002
Grant Fuhr	2003
Pat LaFontaine	2003
Dick Duff	2006

Builders Category

Member	Induction
George "Punch" Imlach	1984
Scotty Bowman	1991
Seymour H. Knox, III	1993

Forest Hewitt Memorial Award
(Members of Radio & Television Industry)

Member	Induction
Ted Darling	1994

Elmer Ferguson Memorial Award
(Members of Newspaper Profession)

Member	Induction
Charlie Barton, <i>Buffalo-Courier Express</i>	1985
Dick Johnston, <i>Buffalo News</i>	1986
Jack Gatecliff, <i>St. Catharines Standard</i>	1995
Jim Kelley, <i>Buffalo News</i>	2004



**SABRES REGULAR SEASON FIRSTS**

First Players on the Ice:	Roger Crozier, Paul Terbenche, Tracy Pratt, Ron Anderson, Hap Myers and Bill Inglis
First Goal:	Jim Watson, Oct. 10, 1970 at Pittsburgh (5:01, second period)
First Assist:	Gerry Meehan, Oct. 10, 1970 at Pittsburgh on Jim Watson's goal
First Penalty:	Gerry Meehan, Oct. 10, 1970 at Pittsburgh (holding, 7:54, first period)
First Goal by Opponent:	Wally Boyer of Pittsburgh, Oct. 10, 1970 (8:09, second period)
First Assist by Opponent:	Duane Rupp of Pittsburgh, Oct. 10, 1970, on Boyer's goal
First Penalty by Opponent:	Duane Rupp of Pittsburgh, Oct. 10, 1970 (hooking, 1:41, first period)
First Power-Play Goal:	Gil Perreault, Oct. 10, 1970, at Pittsburgh (11:26, third period)
First Power-Play Goal by Opponent:	Dave Balon of N.Y. Rangers, Oct. 14, 1970 at New York (15:52, third period)
First Short-Handed Goal:	Ron Anderson, October 23, 1970 vs. Detroit (13:40, third period)
First Major Penalty:	Brian McDonald, Oct. 10, 1970, at Pittsburgh (fighting, 8:01, third period)
First Major Penalty by Opponent:	Bryan Hextall of Pittsburgh, Oct. 10, 1970 (fighting, 8:01, third period)
First Win:	Oct. 10, 1970 (2-1 at Pittsburgh)
First Tie:	Oct. 18, 1970 (1-1 vs. Pittsburgh)
First Loss:	Oct. 14, 1970 (3-0 at N.Y. Rangers)
First Shutout:	Dec. 6, 1970 by Roger Crozier vs. Minnesota (1-0)
First Shutout by Opponent:	Oct. 14, 1970 by Ed Giacomin at N.Y. Rangers (3-0)
First Goal at Home:	Oct. 18, 1970 by Gerry Meehan vs. Pittsburgh (5:48, second period)
First Hat Trick:	Jan. 29, 1971 by Gil Perreault vs. California
First Hat Trick by Opponent:	Dec. 22, 1970 by Dave Balon of N.Y. Rangers
First Two-Goal Game:	Oct. 27, 1970 by Randy Wyrozub vs. Vancouver
First Multiple-Point Game:	Oct. 10, 1970 by Gerry Meehan vs. Pittsburgh (two assists)

SABRES PLAYOFF FIRSTS

First Game:	April 4, 1973 at Montreal (lost 2-1)
First Goal:	Craig Ramsay, April 4, 1973 at Montreal (3:13, second period)
First Assist:	Don Luce, April 4, 1973 at Montreal on Ramsay's goal
First Penalty:	Larry Hillman, April 4, 1973 at Montreal (6:21, first period)
First Major Penalty:	Larry Mickey, April 5, 1973 at Montreal (17:19, first period)
First Powerplay Goal:	Rick Martin, April 5, 1973 at Montreal (16:48, first period)
First Short-handed Goal:	Don Luce, May 3, 1975 at Montreal (6:42, first period)
First Game-Winning Goal:	Gil Perreault, April 8, 1973 vs. Montreal (5-1)
First Goal by Opponent:	Jacques Lemaire of Montreal, April 4, 1973 (17:01, second period)
First Hat Trick:	Jim Lorentz, April 9, 1977 at Minnesota
First Hat Trick by Opponent:	Yvon Cournoyer of Montreal, April 5, 1973 at Montreal
First Win:	April 8, 1973 vs. Montreal (5-1)
First Shutout:	April 9, 1980 vs. Vancouver (6-0, Bob Sauve)
First Time Shut Out:	May 1, 1975 by Montreal (7-0, Ken Dryden)
First Series Win:	4 games to 1 vs. Chicago (April 1975)
First Series Sweep:	2 games to 0 vs. Minnesota (April 1977)



ALL-TIME SABRES CAPTAINS

Player	Years	Member	Induction	Member	Induction
Floyd Smith	(1970-71)	Pat LaFontaine	(1992-97)	Daniel Briere	(February 2004-2007)
Gerry Meehan	(1971-74)	Alexander Mogilny*	(11/93-4/29/94)	Chris Drury	(March 2004-2007)
Jim Schoenfeld	(1974-77)	Michael Peca	(1997-2000)	Jochen Hecht	(Oct. 2007; Jan. 2008)
Danny Gare	(1977-82)	Stu Barnes	(2001-03)	Toni Lydman	(November 2007)
Gilbert Perreault	(1982-87)	Miroslav Satan	(October 2003)	Jaroslav Spacek	(December 2007)
Lindy Ruff	(1987-89)	Chris Drury	(November 2003)	Jason Pominville	(March/April 2008)
Mike Foligno	(1989-91)	James Patrick	(December 2003)	Craig Rivet	(October 2008-present)
Mike Ramsey	(1991-92)	J.P. Dumont	(January 2004)		

*-due to injury to LaFontaine

ALL-TIME SABRES COACHES

Name	Games	Regular Season				Playoffs			
		W	L	T/OT	Pct.	G	W	L	Pct.
Punch Imlach (10/70-1/72)	119	32	62	25	0.378	0	0	0	0
Joe Crozier (1/72-5/74)	192	77	80	35	0.492	6	2	4	0.333
Floyd Smith (5/74-5/77)	241	143	62	36	0.688	32	16	16	0.500
Marcel Pronovost (10/77-12/78)	104	52	29	23	0.611	8	3	5	0.375
Billy Inglis (12/78-6/79)	56	28	18	10	0.589	3	1	2	0.333
Scotty Bowman (6/79-5/80, 10/81-12/81, 3/82-5/85, 1/86-11/86)	404	210	134	60	0.594	36	18	18	0.500
Roger Neilson (10/80-5/81)	80	39	20	21	0.618	8	4	4	0.5
Jim Roberts (12/81-3/82)	45	21	16	8	0.555	0	0	0	0
Jim Schoenfeld (6/85-1/86)	43	19	19	5	0.500	0	0	0	0
Craig Ramsay (11/86-12/86)	21	4	15	2	0.238	0	0	0	0
Ted Sator (12/86-4/89)	207	96	89	22	0.571	11	3	8	0.273
Rick Dudley (10/89-12/91)	188	85	72	31	0.535	12	4	8	0.333
John Muckler (12/91-6/95)	268	125	109	34	0.530	27	11	16	0.407
Ted Nolan (7/95-5/97)	164	73	72	19	0.503	12	5	7	0.417
Lindy Ruff (7/97-present)	984	483	361	140	.562	94	54	40	.574
TOTALS	3116	1487	1158	471	.553	249	121	128	.486

ALL-TIME SABRES ASSISTANT COACHES

Player	Years	Member	Induction	Member	Induction
Scott Arniel	2002-03 to 2005-06	Roger Neilson	1979-80	Jim Roberts	1979-80 to 1983-84
Red Berenson	1982-83 to 1983-84	Brian McCutcheon	2000-01 to present	Barry Smith	1985-86 to 1988-89
Joe Crozier	1984-85	James Patrick	2006-07 to present	Ron Smith	1980-81
Don Lever	1987-88 to 1989-90, 1992-93 to 2001-02	Nick Polano	1981-82	Paul Theriault	1996-97
Terry Martin	1995-96	Craig Ramsay	1984-85 to 1986-87	John Tortorella	1989-90 to 1994-95
		Mike Ramsey	1997-98 to 1999-2000	John Van Boxmeer	1990-91 to 1991-92

**NHL AWARDS & HONORS WON BY SABRES**

NHL Award	Sabres Award Winners
Presidents' Trophy (Team Award)	2006-07
Hart Memorial Trophy	Dominik Hasek (1997, 1998)
Art Ross Trophy	None
Calder Memorial Trophy	Gilbert Perreault (1971) Tom Barrasso (1984) Tyler Myers (2010)
James Norris Memorial Trophy	None
Vezina Trophy	Bob Sauve & Don Edwards (1980) Tom Barrasso (1984) Dominik Hasek (1994, 1995, 1997, 1998, 1999, 2001) Ryan Miller (2010)
Conn Smythe Trophy	None
Lady Byng Memorial Trophy	Gilbert Perreault (1973)
Frank J. Selke Trophy	Craig Ramsay (1985) Michael Peca (1997)
William M. Jennings Trophy	Tom Barrasso & Bob Sauve (1985) Dominik Hasek & Grant Fuhr (1994) Dominik Hasek (2001)
Lester B. Pearson Award	Dominik Hasek (1997, 1998)
Jack Adams Award	Ted Nolan (1997) Lindy Ruff (2006)
Bill Masterton Memorial Trophy	Don Luce (1975) Pat LaFontaine (1995)
Lester Patrick Trophy	1980 U.S. Olympic Hockey Team (Mike Ramsey & Rob McClanahan, 1980) Seymour H. Knox III & Pat LaFontaine (1997)
King Clancy Memorial Trophy	Rob Ray (1999)
NHL Foundation Award	Rob Ray (1999) Ryan Miller (2010)



ADDITIONAL HONORS AWARDED TO THE SABRES

Year	Honor
2009-10	Voted to NHL First All-Star Team: Ryan Miller, G Voted to NHL All-Rookie Team: Tyler Myers, D Selected as NHL Rookie of the Month: Tyler Myers (January, 2010)
2008-09	Selected to Eastern Conference All-Star Team: Thomas Vanek Selected as Third Star of the Month: Ryan Miller (January, 2009) Selected as First Star of the Week: Thomas Vanek (October 13-19, 2008) Selected as Third Star of the Week: Thomas Vanek (December 8-14, 2008)
2007-08	Selected to Eastern Conference All-Star Team: Brian Campbell
2006-07	Voted to NHL Second All-Star Team: Thomas Vanek, LW Voted in as All-Star Game starters: Ryan Miller, Brian Campbell, Daniel Briere Selected as First Star of the Month: Ryan Miller (October, 2006) Selected as Rookie of the Month: Drew Stafford (March, 2007) Selected as First Star of the Week: Maxim Afinogenov (October 16-22, 2006)
2005-06	Jack Adams Award: Lindy Ruff Selected as NHL Defensive Player of the Week: Ryan Miller (Dec. 19-25, 2005, Jan. 31-Feb 5, 2006)
2003-04	Selected to Future Stars Game At All-Star Game: Derek Roy Selected as NHL Defensive Player of the Week: Martin Biron (October 20-26, 2003)
2002-03	Selected to Eastern Conference All-Star Team: Miroslav Satan Selected to Future Stars Game At All-Star Game: Ryan Miller, Henrik Tallinder, Taylor Pyatt Selected as NHL Player of the Week: Miroslav Satan (December 1-7, 2002) Selected as NHL Rookie of the Month: Ales Kotalik (January, 2003)
2001-02	Selected to World All-Star Team: Alexei Zhitnik Selected to Future Stars Game At All-Star Game: Tim Connolly
2000-01	Vezina Trophy: Dominik Hasek William M. Jennings Trophy: Dominik Hasek
1999-00	Selected as NHL Player of the Week: Dominik Hasek (April 3-9, 2000) Selected as NHL Player of the Week: Martin Biron (November 1-7, 1999)
1998-99	Vezina Trophy: Dominik Hasek King Clancy Trophy: Rob Ray Official NHL First-Team All-Star Goaltender: Dominik Hasek Selected to World All-Stars Team for NHL All-Star Game: Dominik Hasek (20 MINS, 4 GA, Starting Goaltender, Leading Vote-getter); Alexei Zhitnik Selected as NHL Player of the Month: Dominik Hasek (December, 1998) Selected as NHL Player of the Week: Dominik Hasek (Nov. 30- Dec. 6, 1998, December 7-13, 1998, & April 5-11, 1999) Selected as NHL Player of the Week: Miroslav Satan (February 15-21, 1999 & March 15-21, 1999)
1997-98	Hart Trophy: Dominik Hasek Lester B. Pearson Award: Dominik Hasek Vezina Trophy: Dominik Hasek Official NHL First-Team All-Star Goaltender: Dominik Hasek Selected to World All-Stars Team for NHL All-Star Game: Dominik Hasek (20 MINS, 3 GA, Starting Goaltender) Selected as NHL Player of the Month: Dominik Hasek (December, 1997 & February, 1998) Selected as NHL Player of the Week: Dominik Hasek (December 1-7, 1997)

**ADDITIONAL HONORS AWARDED TO THE SABRES**

Year	Honor
1996-97	Adams Award: Ted Nolan Hart Trophy: Dominik Hasek Lester B. Pearson Award: Dominik Hasek Vezina Trophy: Dominik Hasek Selke Trophy: Michael Peca Lester Patrick Trophy: Seymour H. Knox III & Pat LaFontaine Official NHL First-Team All-Star Goaltender: Dominik Hasek Selected to Eastern Conference Team for NHL All-Star Game: Dominik Hasek (20 MINS, 1 GA)
1995-96	Selected to Eastern Conference Team for NHL All-Star Game: Dominik Hasek (20 MINS, 1 GA, Winning Goaltender)
1994-95	Bill Masterton Trophy: Pat LaFontaine Vezina Trophy: Dominik Hasek Official NHL First-Team All-Star Goaltender: Dominik Hasek
1993-94	Jennings Trophy: Dominik Hasek & Grant Fuhr Vezina Trophy: Dominik Hasek Official NHL First-Team All-Star Goaltender: Dominik Hasek Selected to Eastern Conference Team for NHL All-Star Game: Alexander Mogilny Selected as NHL Co-Player of the Month: Dominik Hasek (December, 1993)
1992-93	Elected to Hall of Fame: Seymour H. Knox III Selected as NHL Co-Player of the Month: Alexander Mogilny (January, 1993) Official NHL Second-Team All-Star Center: Pat LaFontaine Official NHL Second-Team All-Star Right Wing: Alexander Mogilny Selected to Wales Conference Team for NHL All-Star Game: Alexander Mogilny (1 goal, 1 assist), Pat LaFontaine (1 goal)
1991-92	Selected as NHL Co-Player of the Month: Pat LaFontaine (January, 1992) Selected to Wales Conference Team for NHL All-Star Game: Alexander Mogilny (1 goal, 1 assist)
1990-91	Elected to Hall of Fame: Scott Bowman Selected to Wales Conference Team for NHL All-Star Game: Uwe Krupp
1989-90	Elected to Hall of Fame: Gilbert Perreault Official NHL Second-Team All-Star Goaltender: Daren Puppa Selected to Wales Conference Team for All-Star Game: Pierre Turgeon (2 goals), Dave Andreychuk (1 goal, 1 assist), Daren Puppa (31 MIN, 4 GA), Phil Housley (1 assist)
1988-89	Selected to Wales Conference Team for NHL All-Star Game: Phil Housley
1987-88	Official NHL All-Rookie Team Right Wing: Ray Sheppard Official NHL All-Rookie Team Defense: Calle Johansson Selected to Wales Conference Team for NHL All-Star Game: Christian Ruutu Selected as NHL Player of the Month: Tom Barrasso (January, 1988) Selected as NHL Rookie of the Month: Ray Sheppard (February, 1988)
1986-87	Selected to NHL's All-Star Team for Rendez-Vous '87: Mike Ramsey
1985-86	Selected to Wales Conference Team for NHL All-Star Game: Mike Ramsey
1984-85	Selke Trophy: Craig Ramsay Jennings Trophy: Tom Barrasso & Bob Sauve Official NHL Second-Team All-Star Goaltender: Tom Barrasso Selected to Wales Conference Team for NHL All-Star Game: Tom Barrasso (30 MIN, 2 GA), Bill Hajt (did not play due to injury), Mike Ramsey



ADDITIONAL HONORS AWARDED TO THE SABRES

Year	Honor
1983-84	Vezina Trophy: Tom Barrasso Calder Trophy: Tom Barrasso Elected to Hall of Fame: Punch Imlach Official NHL All-Star First-Team Goaltender: Tom Barrasso Official NHL All-Rookie Team Goaltender: Tom Barrasso Selected to Wales Conference Team for NHL All-Star Game: Gilbert Perreault, Phil Housley (1 assist)
1982-83	Official NHL All-Rookie Team Defenseman: Phil Housley Selected to Wales Conference Team for NHL All-Star Game: Mike Ramsey
1981-82	Selected to Wales Conference Team for NHL All-Star Game: John Van Boxmeer (did not play due to injury), Mike Ramsey
1980-81	Selected to Wales Conference Team for NHL All-Star Game: Danny Gare, Bill Hajt (did not play due to injury) Coach of Wales Conference Team for NHL All-Star Game: Scott Bowman
1979-80	Vezina Trophy: Don Edwards & Bob Sauve Official NHL All-Star Second-Team Goaltender: Don Edwards Official NHL All-Star Second-Team Defenseman: Jim Schoenfeld Official NHL All-Star Second-Team Right Wing: Danny Gare Selected to Wales Conference Team for NHL All-Star Game: Gilbert Perreault (1 assist), Danny Gare, Jim Schoenfeld, Don Edwards
1978-79	Selected to NHL Challenge Cup All-Star Team: Gilbert Perreault (1 goal, 1 assist), Jim Schoenfeld
1977-78	Elected to NHL Hall of Fame: Marcel Pronovost Official NHL All-Star Second-Team Goaltender: Don Edwards Selected to Wales Conference Team for NHL All-Star Game: Gilbert Perreault (game-winning goal in overtime), Rick Martin (1 goal)
1976-77	Elected to NHL Hall of Fame: Tim Horton Charlie Conacher Memorial Trophy: Jim Lorentz Official NHL All-Star Second-Team Left Winger: Rick Martin Official NHL All-Star Second-Team Center: Gilbert Perreault Selected to Wales Conference Team for NHL All-Star Game: Gerry Desjardins (29 MIN, 2 GA), Gilbert Perreault (1 assist), Rick Martin (2 goals), Jim Schoenfeld Most Valuable Player in All-Star Game: Rick Martin
1975-76	Official NHL All-Star Second-Team Left Winger: Rick Martin Official NHL All-Star Second-Team Center: Gilbert Perreault Selected to Wales Conference Team for NHL All-Star Game: Rick Martin (1 goal, 2 assists), Jerry Korab, Craig Ramsay Coach of Wales Conference Team for NHL All-Star Game: Floyd Smith
1974-75	Bill Masterton Trophy: Don Luce Official NHL All-Star First-Team Left Winger: Rick Martin Official NHL All-Star Second-Team Right Winger: Rene Robert Selected to Wales Conference Team for NHL All-Star Game: Rick Martin (1 assist), Rene Robert, Gilbert Perreault, Jerry Korab, Don Luce (1 goal)
1973-74	Official NHL All-Star First-Team Left Winger: Rick Martin Selected to East Division Team for NHL All-Star Game: Rick Martin, Dave Dryden (30 MIN, 5 GA), Gilbert Perreault
1972-73	Lady Byng Trophy: Gilbert Perreault Selected to East Division Team for NHL All-Star Game: Rick Martin, Rene Robert (1 goal)
1971-72	Selected to East Division Team for NHL All-Star Game: Rick Martin, Gilbert Perreault
1970-71	Calder Trophy: Gilbert Perreault Selected to East Division Team for NHL All-Star Game: Gilbert Perreault



Year	Regular Season			Playoffs		
	GP	Attendance	Average	GP	Attendance	Average
1970-71	39	379,121	9,721	0	0	0
1971-72	39	597,622	15,324	0	0	0
1972-73	39	609,570	15,632	3	47,004	15,668
1973-74	39	611,052	15,668	0	0	0
1974-75	40	626,720	15,668	9	142,767	15,863
1975-76	40	657,320	16,433	5	82,165	16,433
1976-77	40	657,320	16,433	3	49,299	16,433
1977-78	40	657,320	16,433	4	65,732	16,433
1978-79	40	657,320	16,433	2	32,866	16,433
1979-80	40	657,320	16,433	7	115,031	16,433
1980-81	40	656,307	16,408	5	70,386	14,077
1981-82	40	619,400	15,585	2	30,043	15,022
1982-83	40	515,766	12,894	4	65,732	16,433
1983-84	40	566,562	14,164	2	32,866	16,433
1984-85	40	613,441	15,336	2	30,828	15,414
1985-86	40	587,635	14,691	0	0	0
1986-87	40	527,241	13,181	0	0	0
1987-88	40	571,088	14,277	3	49,299	16,433
1988-89	40	572,648	14,316	2	32,866	16,433
1989-90	40	634,692	15,867	3	49,076	16,359
1990-91	40	626,171	15,654	3	45,010	15,003
1991-92	40	615,668	15,392	3	44,069	14,690
1992-93	41	614,227	14,981	4	65,300	16,325
1993-94	41	602,779	14,702	3	46,889	15,630
1994-95	24	361,537	15,064	2	29,486	14,743
1995-96	41	563,271	13,738	0	0	0
1996-97	41	693,379	16,912	7	130,165	18,595
1997-98	41	641,034	15,635	7	130,165	18,595
1998-99	41	737,275	17,982	10	185,950	18,595
1999-00	41	736,174	17,955	2	37,380	18,690
2000-01	41	731,438	17,840	7	130,276	18,611
2001-02	41	705,468	17,207	0	0	0
2002-03	41	564,827	13,776	0	0	0
2003-04*	41	626,843	15,289	0	0	0
2005-06*	41	690,474	16,841	8	149,520	18,690
2006-07	41	766,290	18,690	9	168,210	18,690
2007-08**	41	765,817	18,678	0	0	0
2008-09	41	759,798	18,532	0	0	0
2009-10	41	759,695	18,529	3	56,070	18,690

HSBC Arena increased capacity from 18,595 to 18,690 to start the 1999-00 season due to reconfiguration of the arena's handicapped seating.

* - one game held at Blue Cross Arena, Rochester, NY

** - one game held at Ralph Wilson Stadium, Orchard Park, NY (71, 217)

Longest sellout streak including playoffs: 359
(October 15, 1972 to November 12, 1980)

**1970**

PLAYER	RD	NO	POS	AMATEUR TEAM
Perreault, Gilbert	1	1	C	Montreal Jr. Canadiens
Deadmarsh, Butch	2	15	LW	Brandon Wheat Kings
Cuddie, Steve	3	29	D	Toronto Marlboros
Wyrozub, Randy	4	43	C	Edmonton Oil Kings
Morton, Mike	5	57	F	Shawinigan Bruins
Keeler, Tim	6	71	D	Niagara Falls Flyers
Regan, Tim	7	84	G	Boston University
Rombough, Doug	8	97	C	St. Catharines Black Hawks
Nadeau, Luc	9	107	C	Drummondville Rangers

1971

PLAYER	RD	NO	POS	AMATEUR TEAM
Martin, Richard	1	5	LW	Montreal Jr. Canadiens
Ramsay, Craig	2	19	LW	Peterborough TPT's
Hajt, Bill	3	33	D	Saskatoon Blades
Richer, Robert	4	47	C	Three Rivers Dukes
Warr, Steve	5	61	D	Clarkson University
Duguay, Pierre	6	75	C	Quebec Remparts

1972

PLAYER	RD	NO	POS	AMATEUR TEAM
Schoenfeld, Jim	1	5	D	Niagara Falls Flyers
Carriere, Larry	2	25	D	Loyola Univ. (Montreal)
McMasters, Jim	3	37	D	Calgary Centennials
Campeau, Richard	4	53	D	Sorel Black Hawks
Gratton, Gilles	5	69	G	Oshawa Generals
McNab, Peter	6	85	RW	University of Denver

1973

PLAYER	RD	NO	POS	AMATEUR TEAM
Titanic, Morris	1	12	LW	Sudbury Wolves
Landry, Jean	2	28	D	Quebec Remparts
Deschamps, Andre	3	44	LW	Quebec Remparts
Dupuis, Yvon	4	60	LW	Quebec Remparts
Smulders, Bob	5	76	RW	Peterborough TPT's
Korzack, Neil	6	92	RW	Peterborough TPT's
Young, Bob	7	108	D	University of Denver
O'Connell, Tim	8	124	RW	University of Vermont

1974

PLAYER	RD	NO	POS	AMATEUR TEAM
Fogolin, Lee	1	11	D	Oshawa Generals
Gare, Danny	2	29	RW	Calgary Centennials
Deziel, Michel	3	47	LW	Sorel Black Hawks
McIntosh, Paul	4	65	D	Peterborough TPT's
Lariviere, Gary	5	83	D	St. Catharines Black Hawks
Given, David	6	101	D	Brown University
Noreau, Bernard	7	119	RW	Laval National

**1974 CONTINUED**

PLAYER	RD	NO	POS	AMATEUR TEAM
Constantin, Charles	8	136	LW	Quebec Remparts
Jodzio, Rick	9	153	LW	Hamilton Red Wings
Smith, Derek	10	168	C	Ottawa 67's
Tsujimoto, Taro	11	183	C	Tokyo Katanas
Geoffrion, Bob	12	196	LW	Cornwall Royals

1975

PLAYER	RD	NO	POS	AMATEUR TEAM
Sauve, Bob	1	17	G	Laval National
Breitenbach, Ken	2	35	D	St. Catharines Black Hawks
Martin, Terry	3	44	LW	London Knights
McAdam, Gary	3	53	RW	St. Catharines Black Hawks
Neeld, Greg	4	71	D	Calgary Centennials
Edwards, Don	5	89	G	Kitchener Rangers
Minor, Jim	6	107	LW	Regina Pats
Rowe, Grant	7	125	D	Ottawa 67's
Tidey, Alex	8	143	RW	Lethbridge Broncos
Whitby, Andy	9	159	RW	Oshawa Generals
Moher, Len	10	174	G	University of Notre Dame

1976

PLAYER	RD	NO	POS	AMATEUR TEAM
Kowal, Joe	2	33	LW	Hamilton Fincups
Maze, Henry	4	69	LW	Edmonton Oil Kings
Roscoe, Ron	5	87	D	Hamilton Fincups
Lemieux, Don	6	105	D	Three Rivers Draveurs

1977

PLAYER	RD	NO	POS	AMATEUR TEAM
Seiling, Ric	1	14	RW	St. Catharines Fincups
Areschenkoff, Ron	2	32	C	Medicine Hat Tigers
Stewart, Bill	4	68	D	Niagara Falls Flyers
Sirois, Richard	5	86	G	Laval National
Ramsey, Wayne	6	104	D	Brandon Wheat Kings

1978

PLAYER	RD	NO	POS	AMATEUR TEAM
Playfair, Larry	1	13	D	Portland Winter Hawks
McKegney, Tony	2	32	LW	Kingston Canadiens
McClanahan, Rob	3	49	LW	University of Minnesota
Gazdic, Mike	4	66	D	Sudbury Wolves
Ireland, Randy	5	82	G	Portland Winter Hawks
McGregor, Cam	6	99	LW	Cornwall Royals
Eastman, Dan	7	116	C	London Knights
Stroebe, Eric	8	133	C	University of Minnesota
O'Sullivan, Eugene	9	150	C	Calgary Wranglers

**1979**

PLAYER	RD	NO	POS	AMATEUR TEAM
Ramsey, Mike	1	11	D	University of Minnesota
Ruff, Lindy	2	32	D	Lethbridge Broncos
Robinson, Mark	3	53	D	Victoria Cougars
Cloutier, Jacques	3	55	G	Three Rivers Draveurs
Hamel, Gilles	4	74	LW	Laval National
Haworth, Alan	5	95	C	Sherbrooke Beavers
Knickle, Rick	6	116	G	Brandon Wheat Kings

1980

PLAYER	RD	NO	POS	AMATEUR TEAM
Patrick, Steve	1	20	RW	Brandon Wheat Kings
Moller, Mike	2	41	RW	Lethbridge Broncos
McKenna, Sean	3	56	RW	Sherbrooke Beavers
North, Jay	3	62	C	Jefferson (Minn.) H.S.
Wiemer, Jim	4	83	D	Peterborough Petes
Rueter, Dirk	5	104	D	Sault St. Marie Greyhounds
Naud, Daniel	6	125	D	Sorel Black Hawks
Paavola, Jari	7	146	G	T.P.S. (Finland)
Cunneyworth, Randy	8	167	C	Ottawa 67's
Beckon, Dave	9	188	C	Peterborough Petes
Bader, John	10	209	LW	Irondale (Minn.) H.S.

1981

PLAYER	RD	NO	POS	AMATEUR TEAM
Dudacek, Jiri	1	17	RW	Czechoslovakia
Virta, Hannu	2	38	D	T.P.S. (Finland)
Aldred, Jim	3	59	LW	Kingston Canadiens
Chisholm, Colin	3	60	D	Calgary Wranglers
Eatough, Jeff	4	80	RW	Cornwall Royals
Wikberg, Anders	4	83	LW	Timra (Sweden)
Eivola, Mauri	5	101	C	T.P.S. (Finland)
Butorac, Ali	6	122	D	Ottawa 67's
Leime, Heikki	7	143	D	T.P.S. (Finland)
Orlando, Gates	8	164	C	Providence College
Sebek, Venci	9	185	D	Niagara Falls Flyers
Harper, Warren	10	206	RW	Prince Albert

1982

PLAYER	RD	NO	POS	AMATEUR TEAM
Housley, Phil	1	6	D	South St. Paul (Minn.) H.S.
Cyr, Paul	1	9	LW	Victoria Cougars
Andreychuk, Dave	1	16	C	Oshawa Generals
Anderson, Mike	2	26	C	North St. Paul (Minn.) H.S.
Johansson, Jens	2	30	D	Pitea (Sweden)
Jutila, Timo	4	68	D	Tappara (Finland)
Hamilton, Jeff	4	79	C	Providence College
Logan, Bob	5	100	RW	West Island
Parker, Jeff	6	111	C	Mariner (Minn.) H.S.
Gustavsson, Jacob	6	121	G	Almtuna (Sweden)
Bishop, Alan	7	142	D	Niagara Falls Flyers

**1982** CONTINUED

PLAYER	RD	NO	POS	AMATEUR TEAM
Verret, Claude	8	163	C	Three Rivers Draveurs
Norman, Rob	9	184	RW	Cornwall Royals
Craig, Mike	10	205	G	Billings Bighorns
Plankers, Jim	11	226	D	Cloquet (Minn.) H.S.

1983

PLAYER	RD	NO	POS	AMATEUR TEAM
Barrasso, Tom	1	5	G	Acton-Boxborough H.S.
Lacombe, Normand	1	10	RW	Univ. of New Hampshire
Creighton, Adam	1	11	C	Ottawa 67's
Tucker, John	2	31	C	Kitchener Rangers
Hajdu, Richard	2	34	LW	Kamloops Jr. Oilers
Puppa, Daren	4	74	G	Kirkland Lake Intermediates
Meyer, Jayson	5	94	D	Regina Pats
Hofford, James	6	114	D	Windsor Spitfires
Ruuttu, Christian	7	134	C	IFK, Helsinki (Finland)
McSween, Don	8	154	D	Redford (Mich.) Royals
Hoover, Tim	9	174	D	Sault St. Marie Greyhounds
Ferner, Mark	10	194	D	Kamloops Blazers
Krupp, Uwe	11	214	D	Kolner (West Germany)
Hamelin, Marc	12	234	G	Shawinigan Cataracts
Salfi, Kermit	12	235	LW	Northwood Prep H.S.

1984

PLAYER	RD	NO	POS	AMATEUR TEAM
Andersson, Mikael	1	18	LW	Vastra Frolunda (Sweden)
Trapp, Doug	2	39	LW	Regina Pats
Sheppard, Ray	3	60	RW	Cornwall Royals
Halkidis, Bob	4	81	D	London Knights
Rampton, Joey	5	102	LW	Sault Ste. Marie Greyhounds
Gasseau, James	6	123	D	Drummondville
Wakaluk, Darcy	7	144	G	Kelowna Wings
Stambert, Orwar	8	165	D	Djurgardens (Sweden)
McKinnon, Brian	10	207	C	Ottawa 67's
Delcourt, Grant	11	228	RW	Kelowna Wings
Baker, Sean	12	249	LW	Seattle Breakers

1985

PLAYER	RD	NO	POS	AMATEUR TEAM
Johansson, Calle	1	14	D	Vastra Frolunda (Sweden)
Hogue, Benoit	2	35	C	St. Jean Beavers
Gretzky, Keith	3	56	C	Windsor Compuware Spitfires
Moylan, Dave	4	77	D	Sudbury Wolves
Priestlay, Ken	5	98	C	Victoria Cougars
Reekie, Joe	6	119	D	Cornwall Royals
Matikainen, Petri	7	140	D	Sapko (Finland)
Kaese, Trent	8	161	RW	Lethbridge Broncos
Sejba, Jiri	9	182	LW	Dukla Jihlava (Czech.)
Sutton, Boyd	10	203	C	Stratford Jr. B
Larose, Guy	11	224	C	Guelph Platers
Baumgartner, Ken	12	245	D	Prince Albert Raiders

**1986**

PLAYER	RD	NO	POS	AMATEUR TEAM
Anderson, Shawn	1	5	D	Team Canada
Brown, Greg	2	26	D	St. Marks H.S.
Corkum, Bob	3	47	RW	University of Maine
Kerr, Kevin	3	56	RW	Windsor Compuware Spitfires
Baseggio, David	4	68	D	Yale University
Rooney, Larry	5	89	D	Thayer
Baldris, Miguel	6	110	D	Shawinigan Cataracts
Hartman, Mike	7	131	RW	North Bay Centennials
Guay, Francois	8	152	LW	Laval Titans
Whitham, Shawn	9	173	D	Providence College
Rein, Kenton	10	194	G	Prince Albert Raiders
Arndt, Troy	11	215	D	Portland Winter Hawks
Capello, Jeff	S1	5	LW	University of Vermont
Cullen, John	S2	10	C	Boston University

1987

PLAYER	RD	NO	POS	AMATEUR TEAM
Turgeon, Pierre	1	1	C	Granby Bisons
Miller, Brad	2	22	D	Regina Pats
MacVicar, Andrew	3	53	LW	Peterborough Petes
Bradley, John	4	84	G	New Hampton H.S.
Pergola, David	5	85	RW	Belmont Hill H.S.
Marshall, Chris	6	106	LW	Boston College H.S.
Flanigan, Paul	7	127	D	New Hampton H.S.
Dooley, Sean	8	148	D	Groton
Roberts, Tim	8	153	C	Deerfield Academy
Tkachuk, Grant	9	169	LW	Saskatoon Blades
Herbers, Ian	10	190	D	Swift Current Broncos
Littman, David	11	211	G	Boston College
MacIscac, Allan	12	232	LW	Guelph Platers
Snuggerud, Dave	S1	1	LW	University of Minnesota
de Carle, Mike	S2	6	RW	Lake Superior St.

1988

PLAYER	RD	NO	POS	AMATEUR TEAM
Savage, Joel	1	13	RW	Victoria Cougars
Loewen, Darcy	3	55	LW	Spokane Chiefs
Carney, Keith	4	76	D	Mt. St. Charles H.S.
Mogilny, Alexander	5	89	RW	ZSKA Moscow
Ray, Rob	5	97	LW	Cornwall Royals
Di Vita, David	6	106	D	Lake Superior State
McLaughlin, Mike	6	118	LW	Choate
Griffith, Mike	7	139	RW	Ottawa 67's
Ruoho, Daniel	8	160	D	Madison Memorial H.S.
Flaherty, Wade	9	181	G	Victoria Cougars
Nieman, Thomas	11	223	RW	Choate
Wallwork, Robert	12	244	C	Miami (Ohio) University
Davies, Clarke	S3	18	D	Ferris State University

**1989**

PLAYER	RD	NO	POS	AMATEUR TEAM
Haller, Kevin	1	14	D	Regina Pats
Thomas, Scott	3	56	RW	Nichols (N.Y.) H.S.
MacDonald, Doug	4	77	C	University of Wisconsin
Sutton, Ken	5	98	D	Saskatoon Blades
Pye, Bill	6	107	G	Northern Michigan University
Barkley, Mike	6	119	RW	University of Maine
Plante, Derek	8	161	C	Cloquet (Minn.) H.S.
Audette, Donald	9	183	RW	Laval Titans
Astley, Mark	10	194	D	Lake Superior State
Nelson, John	10	203	C	Toronto Marlboros
Henderson, Todd	11	224	G	Thunder Bay
Bavis, Michael	12	245	RW	Cushing Academy
Boyce, Ian	S3	19	LW	University of Vermont

1990

PLAYER	RD	NO	POS	AMATEUR TEAM
May, Brad	1	14	LW	Niagara Falls Thunder
McCarthy, Brian	4	82	C	Pingree H.S. (Mass.)
Smehlik, Richard	5	97	D	Vitkovice (Czech.)
Bojcun, Todd	5	100	G	Peterborough (OHL)
Pascall, Brad	5	103	D	University of North Dakota
Gordiouk, Viktor	7	142	LW	Krylja Sovetov
Nedoma, Milan	8	166	D	Zetor Brno (Czech.)
Winch, Jason	9	187	LW	Niagara Falls Thunder
Naud, Sylvain	10	208	RW	Laval Titans
Martin, Kenneth	11	229	LW	Belmont Hill (Mass.) H.S.
Rubachuk, Brad	12	250	C	Lethbridge Hurricanes
McFarlane, Shane	S3	24	C	University of North Dakota

1991

PLAYER	RD	NO	POS	AMATEUR TEAM
Boucher, Philippe	1	13	D	Granby Bisons
Dawe, Jason	2	35	LW	Peterborough Petes
Young, Jason	3	57	LW	Sudbury Wolves
Ambroziak, Peter	4	72	LW	Ottawa 67's
Shields, Steve	5	101	G	Univ. of Michigan
O'Donnell, Sean	6	123	D	Sudbury Wolves
Holzinger, Brian	6	124	C	Detroit Red Wings Jr. A
Snell, Chris	7	145	D	Ottawa 67's
Kuntos, Jiri	8	162	D	Jihlava (Czech.)
Iob, Tony	9	189	LW	Sault St. Marie Greyhounds
Meany, Spencer	10	211	RW	St. Lawrence University
Volkov, Mihail	11	233	RW	Krylja (U.S.S.R.)
Smith, Mike	12	255	D	Lake Superior State
Steer, Jamie	S3	19	RW	Michigan Tech

1992

PLAYER	RD	NO	POS	AMATEUR TEAM
Cooper, David	1	11	D	Medicine Hat (WHL)
Cierny, Jozef	2	35	LW	Zvolen (Czech)
Steiner, Ondrej	3	59	C	Plzen (Czech)

**1992 CONTINUED**

PLAYER	RD	NO	POS	AMATEUR TEAM
Melanson, Dean	4	80	D	St. Hyacinthe (QMJHL)
Barnaby, Matthew	4	83	LW	Beauport (QMJHL)
Ketterer, Markus	5	107	G	Jokerit (Finland)
Khmylev, Yuri	5	108	LW	Krylja (CIS)
Rushforth, Paul	6	131	C	North Bay (OHL)
Tiltgen, Dean	8	179	C	Tri-City (WHL)
Simon, Todd	9	203	C	Niagara Falls (OHL)
Kowalsky, Rick	10	227	RW	Sault St. Marie (OHL)
Clancy, Chris	11	251	LW	Cornwall (OHL)

1993

PLAYER	RD	NO	POS	AMATEUR TEAM
Tsygurov, Denis	2	38	D	Lada Togliatti (CIS)
Philpott, Ethan	3	64	RW	Phillips Andover Academy
Safarik, Richard	5	116	LW	Nitra (EUR)
Pozzo, Kevin	6	142	D	Moose Jaw (WHL)
Petrenko, Sergei	7	168	LW	Dynamo Moscow (CIS)
Barrie, Mike	8	194	C	Victoria (WHL)
Moore, Barrie	9	220	LW	Sudbury (OHL)
Davis, Chris	10	246	G	Calgary Royals (Tier 2)
Nichol, Scott	11	272	C	Portland (WHL)

1994

PLAYER	RD	NO	POS	AMATEUR TEAM
Primeau, Wayne	1	17	C	Owen Sound (OHL)
Brown, Curtis	2	43	C	Moose Jaw (WHL)
Ndur, Rumun	3	69	D	Guelph (OHL)
Klimentiev, Sergei	5	121	D	Medicine Hat (WHL)
Benazic, Cal	6	147	D	Medicine Hat (WHL)
Plouffe, Steve	7	168	G	Granby (QMJHL)
Hnidy, Shane	7	173	D	Prince Albert (WHL)
Webb, Steve	7	176	RW	Peterborough (OHL)
Westerby, Bob	8	199	LW	Kamloops (WHL)
Millar, Craig	9	225	D	Swift Current (WHL)
Polak, Mark	10	251	C	Medicine Hat (WHL)
Wright, Shayne	11	277	D	Owen Sound (OHL)

1995

PLAYER	RD	NO	POS	AMATEUR TEAM
McKee, Jay	1	14	D	Niagara Falls (OHL)
Biron, Martin	1	16	G	Beauport (QMJHL)
Dutiaume, Mark	2	42	LW	Brandon (WHL)
Sunderland, Mathieu	3	68	RW	Drummondville (QMJHL)
Davidson, Matt	4	94	RW	Portland (WHL)
Menhart, Marian	5	111	D	Litvinov (Czech)
Popp, Kevin	5	119	D	Seattle (WHL)
Bienvenue, Daniel	5	123	LW	Val d'Or (QMJHL)
Scott, Brian	7	172	C	Kitchener (OHL)
Zanutto, Mike	8	198	C	Oshawa (OHL)
Sklrac, Rob	9	224	LW	Kamloops (WHL)

**1996**

PLAYER	RD	NO	POS	AMATEUR TEAM
Rasmussen, Erik	1	7	C/LW	University of Minnesota
Sarich, Cory	2	27	D	Saskatoon (WHL)
Van Oene, Darren	2	33	LW	Brandon (WHL)
Methot, Francois	3	54	C	St-Hyacinthe (QMJHL)
Walsh, Kurt	4	87	RW	Owen Sound (OHL)
Martone, Mike	4	106	D	Peterborough (OHL)
Tezikov, Alexei	5	115	D	Lada Togliatti (Russia)
Davis, Ryan	6	142	RW	Owen Sound (OHL)
Mortier, Darren	6	161	C	Sarnia (OHL)
Buhler, Scott	9	222	G	Medicine Hat (WHL)

1997

PLAYER	RD	NO	POS	AMATEUR TEAM
Noronen, Mika	1	21	G	Tappara (Finland)
Tallinder, Henrik	2	48	D	AIK (Sweden)
Afinogenov, Maxim	3	69	RW	Dynamo (Russia)
Martin, Jeff	3	75	C	Windsor (OHL)
Theoret, Luc	4	101	D	Lethbridge (WHL)
DiRoberto, Torrey	5	128	C	Seattle (WHL)
Campbell, Brian	6	156	D	Ottawa (OHL)
Adduono, Jeremy	7	184	RW	Sudbury (OHL)
Piros, Kamil	8	212	C	Litvinov (Czech)
Kemp, Dylan	9	238	D	Lethbridge (WHL)

1998

PLAYER	RD	NO	POS	AMATEUR TEAM
Kalinin, Dimitri	1	18	D	Traktor (Russia)
Peters, Andrew	2	34	LW	Oshawa (OHL)
Milley, Norman	2	47	RW	Sudbury (OHL)
Kristek, Jaroslav	2	50	RW	ZPS Zlin (Czech)
Pandolfo, Mike	3	77	LW	St. Sebastien's
Goldade, Aaron	5	137	C	Brandon (WHL)
Kotalik, Ales	6	164	RW	HC Ceske Budejovice (Czech)
Moran, Brad	7	191	C	Calgary (WHL)
Moravec, David	8	218	RW	HC Vitkovice (Czech)
Terglav, Edo	9	249	RW	Baie-Comeau (QMJHL)

1999

PLAYER	RD	NO	POS	AMATEUR TEAM
Heisten, Barrett	1	20	LW	University of Maine
Bartovic, Milan	2	35	RW	Trencin (Slovakia)
Janik, Doug	2	55	D	University of Maine
Zigomanis, Michael	2	64	C	Kingston (OHL)
Preston, Tim	3	73	LW	Seattle (WHL)
Mosovsky, Karel	4	117	LW	Regina (WHL)
Miller, Ryan	5	138	G	Soo (NAHL)
Kinch, Matthew	5	146	D	Calgary (WHL)
Hyacinthe, Senegue	6	178	LW	Val D'Or (QMJHL)
Dececco, Bret	7	206	RW	Seattle (WHL)
Self, Brad	8	235	C	Peterborough (OHL)
Brunel, Craig	9	263	RW	Prince Albert (WHL)

**2000**

PLAYER	RD	NO	POS	AMATEUR TEAM
Kriukov, Artem	1	15	C	Yaroslavl (Russia)
Decaire, Gerard	2	48	D	Seattle (WHL)
Rousseau, Ghyslain	4	111	G	Baie-Comeau (QMJHL)
Denisov, Denis	5	149	D	HC Moscow (Russia)
Bizyayev, Vasily	7	213	F	CSKA Jr. (Russia)
Gaustad, Paul	7	220	C/LW	Portland (WHL)
McMorrow, Sean	8	258	D	Kitchener (OHL)
Courtney, Ryan	9	277	LW	Windsor (OHL)

2001

PLAYER	RD	NO	POS	AMATEUR TEAM
Novotny, Jiri	1	22	C	Budejovice (Czech)
Roy, Derek	2	32	C	Kitchener (OHL)
Thorburn, Chris	2	50	C	North Bay (OHL)
Pominville, Jason	2	55	RW	Shawinigan (QMJHL)
Vondrka, Michal	5	155	LW	Budejovice (Czech)
Aslund, Calle	8	234	D	Huddinge (Sweden)
Dubec, Marek	8	247	D	Vsetin (Slovakia)
Jorde, Ryan	9	279	D	Tri-City (WHL)

2002

PLAYER	RD	NO	POS	AMATEUR TEAM
Ballard, Keith	1	11	D	University of Minnesota
Paille, Daniel	1	20	LW	Guelph (OHL)
Tessier, Michael	3	76	LW	Acadie-Bathurst (QMJHL)
Adams, John	3	82	D	Boston College
Hulva, Jakub	4	108	F	Citkovice (Czech)
Magers, Marty	4	121	G	Omaha (USHL)
Sheviev, Maxim	6	178	C	Elemash Elektorstal (Russia)
Hecl, Radoslav	7	208	D	Bratislava (Slovakia)
Wideman, Dennis	8	241	D	London (OHL)
Cizek, Martin	9	271	D	HC Slavia Praha (Czech)

2003

PLAYER	RD	NO	POS	AMATEUR TEAM
Vanek, Thomas	1	5	LW	University of Minnesota
Fabry, Branislav	2	65	RW	Bratislava Jr. (Slovakia)
MacArthur, Clarke	3	74	LW	Medicine Hat (WHL)
Hejda, Jan	4	106	D	HC Slavia Praha (Czech)
Ezhov, Denis	4	114	D	Togliatti (Russia)
Morrow, Thomas	5	150	D	Des Moines (USHL)
Voroshinin, Pavel	6	172	D	Mississauga (OHL)
Paetsch, Nathan	7	202	D	Moose Jaw (WHL)
Weber, Jeff	8	235	G	Plymouth (OHL)
Martin, Louis-Phillippe	9	266	RW	Baie-Comeau (QMJHL)

2004

PLAYER	RD	NO	POS	AMATEUR TEAM
Stafford, Drew	1	13	RW	University of North Dakota
Funk, Michael	2	43	D	Portland (WHL)

**2004 CONTINUED**

PLAYER	RD	NO	POS	AMATEUR TEAM
Sekera, Andrej	3	71	D	Trencin Jr. (Slovakia)
Valent, Michal	5	145	G	Martin Jr. (Slovakia)
Kaleta, Patrick	6	176	RW	Peterborough (OHL)
Mancari, Mark	7	207	RW	Ottawa (OHL)
Card, Mike	8	241	D	Kelowna (WHL)
Hunter, Dylan	9	273	LW	London (OHL)

2005

PLAYER	RD	NO	POS	AMATEUR TEAM
Zagrapan, Marek	1	13	C	Chicoutimi (QMJHL)
Gogulla, Philippe	2	48	LW	Koln (Germany)
Gragnani, Marc-Andre	3	87	D	PEI (QMJHL)
Butler, Chris	4	96	D	Sioux City (USHL)
Gerbe, Nathan	5	142	C	US Under-18 (USDL)
Dennis, Adam	6	182	G	London (OHL)
Buravchikov, Vyacheslav	6	191	D	Krylja (Russia)
Generous, Matt	7	208	D	N.E. Jr. Falcons (EJHL)
Orpik, Andrew	7	227	D	Thayer Academy (USHSE)

2006

PLAYER	RD	NO	POS	AMATEUR TEAM
Persson, Dennis	1	24	D	Vasteras Jr. (Sweden)
Enroth, Jhonas	2	46	G	Sodertalje (Sweden)
Weber, Mike	2	57	D	Windsor (OHL)
Schutz, Felix	4	117	C	Saint John (QMJHL)
Biega, Alex	5	147	D	Salisbury (USHS)
Breault, Benjamin	7	207	C	Baie Comeau (QMJHL)

2007

PLAYER	RD	NO	POS	AMATEUR TEAM
Brennan, T.J.	2	31	D	St. John's (QMJHL)
Schiestel, Drew	2	59	D	Mississauga (OHL)
Tropp, Corey	3	89	F	Sioux Falls (USHL)
Eidsness, Bradley	5	139	G	Okotoks (AJHL)
Allard, Jean-Simon	5	147	C	St. John's (QMJHL)
Byron, Paul	6	179	C	Gatineau (QMJHL)
Eno, Nick	7	187	G	Green Mountain (EJHL)
MacKenzie, Drew	7	209	D	The Taft School (USHS)

2008

PLAYER	RD	NO	POS	AMATEUR TEAM
Myers, Tyler	1	12	D	Kelowna (WHL)
Ennis, Tyler	1	26	LW	Medicine Hat (WHL)
Adam, Luke	2	44	LW	St. John's (WHL)
Fienhage, Cory	3	81	D	Eastview (USHS)
Jokinen, Justin	4	101	RW	Cloquet (USHS)
Southorn, Jordon	4	104	D	PEI (QMJHL)
Lagace, Jacob	5	134	LW	Chicoutimi (QMJHL)
Crawford, Nick	6	164	D	Saginaw (OHL)



2009

PLAYER	RD	NO	POS	AMATEUR TEAM
Kassian, Zack	1	13	RW	Peterborough (OHL)
McNabb, Brayden	3	66	D	Kootenay (WHL)
Foligno, Marcus	4	104	LW	Sudbury (OHL)
Adams, Mark	5	134	D	Malden Catholic (USHS)
Knapp, Connor	6	164	G	Miami (CCHA)
Legault, Maxime	7	194	RW	Shawinigan (QMJHL)

2010

PLAYER	RD	NO	POS	AMATEUR TEAM
Psysk, Mark	1	23	D	Edmonton (WHL)
Gauthier-Leduc, Jerome	3	68	D	Rouyn-Noranda (QMJHL)
Sundher, Kevin	3	75	C	Chilliwack (WHL)
MacKenzie, Matt	3	83	D	Calgary (WHL)
Shipley, Steven	4	98	C	Owen Sound (OHL)
Sutch, Gregg	5	143	RW	Mississauga (OHL)
Henley, Cedrick	6	173	LW	Val d'Or (QMJHL)
Isackson, Christian	7	203	RW	St. Thomas (USHS)
Boychuk, Riley	7	208	LW	Portland (WHL)

S in round number refers to the supplemental draft.



1970

DATE	TRANSACTION
6-9-70	Selected Kevin O'Shea, Cliff Schmutz, Brian McDonald and Bill Inglis in the Inter-League Draft.
6-9-70	Claimed Joe Daley on waivers from Pittsburgh.
6-10-70	Selected Tom Webster, Al Hamilton, Don Marshall, Tracy Pratt, Jim Watson, Francois Lacombe, Phil Goyette, Reg Fleming, Mike McMahon, Skip Krake, Jean-Guy Lagace, Craig Cameron, Chris Evans, Doug Barrie, Gerry Meehan, Paul Terbenche, Brian Perry, Howie Menard, Rocky Farr and Gary Edwards in the NHL Expansion Draft.
6-10-70	Traded Tom Webster to Detroit for Roger Crozier.
6-10-70	Purchased Ted Hodgson from the N.Y. Rangers.
9-2-70	Purchased Floyd Smith and Brent Imlach from Toronto.
10-2-70	Traded Craig Cameron to St. Louis for Ron Anderson.
10-9-70	Purchased Dave Dryden from Pittsburgh.
10-19-70	Purchased Bill Sutherland from Philadelphia.
10-19-70	Traded Bill Sutherland to St. Louis for future considerations.
11-2-70	Claimed Steve Atkinson on waivers from Boston.
11-2-70	Claimed Paul Andrea on waivers from California.
11-3-70	Claimed Bob Baun on waivers from Detroit.
11-4-70	Traded Bob Baun to St. Louis for Jean-Guy Talbot and Larry Keenan.
11-25-70	Traded Mike McMahon to Los Angeles for Eddie Shack and Dick Duff.
12-28-70	Lost Cliff Schmutz on waivers to Philadelphia.

1971

DATE	TRANSACTION
1-24-71	Traded Jean-Guy Legace to Pittsburgh for Terry Ball.
5-25-71	Traded Joe Daley to Detroit for Don Luce and Mike Robitaille.
6-8-71	Selected Danny Lawson from Minnesota, Rod Zaine from Pittsburgh, Rene Robert and Ken Murray from Toronto, Ray McKay from Chicago, Tom Miller from Detroit and Hugh Harris from Montreal and lost Don Marshall to Toronto, Gary Edwards to Los Angeles and Rene Robert to Pittsburgh in Intra-League Draft.
11-16-71	Traded Larry Keenan to Philadelphia for Larry Mickey.
12-16-71	Traded Doug Barrie and Mike Keeler to Los Angeles for Mike Byers and Larry Hillman.

1972

DATE	TRANSACTION
1-14-72	Traded a second-round draft choice in 1972 (Larry Sacharuk) to the New York Rangers for Jim Lorentz.
3-3-72	Lost Kevin O'Shea on waivers to St. Louis.
3-4-72	Traded Eddie Shack to Pittsburgh for Rene Robert.
3-5-72	Traded Chris Evans to St. Louis for George Morrison and a second-round draft choice in 1972 (Larry Carriere).
3-5-72	Sold Phil Goyette to the N.Y. Rangers.
6-5-72	Acquired Tim Horton from Pittsburgh in Intra-League Draft.
6-6-72	Lost Tom Miller and Ken Murray to the N.Y. Islanders and Rod Zaine to Atlanta in the Expansion Draft.
6-18-72	Purchased Rod Busniuk from Montreal.

1973

DATE	TRANSACTION
2-14-73	Traded Butch Deadmarsh to Atlanta for Norm Gratton.
6-12-73	Lost Ray McKay to California and acquired Joe Noris from St. Louis in the Intra-League Draft.
6-14-73	Traded Jake Rathwell to St. Louis for Paul Curtis.
12-27-73	Traded Tracy Pratt and John Gould to Vancouver for Jerry Korab.

**1974**

DATE	TRANSACTION
1-21-74	Traded Paul Curtis to the N.Y. Rangers for Real Lemieux.
3-10-74	Traded Doug Rombough to the N.Y. Islanders for Brian Spencer.
6-10-74	Lost Ron Busniuk to Detroit in Intra-League Draft.
6-12-74	Lost Paul Terbenche to Kansas City and Steve Atkinson and Randy Wyrozub to Washington in the Expansion Draft.
10-14-74	Traded Gerry Meehan and Mike Robitaille to Vancouver for Jocelyn Guevremont and Bryan McSheffrey

1975

DATE	TRANSACTION
1-27-75	Traded Norm Gratton and a third-round draft choice in 1976 (Ron Zanussi) to Minnesota for Fred Stanfield.
3-3-75	Traded the rights to Garry Lariviere to the N.Y. Islanders for the rights to Gerry Desjardins.
10-1-75	Sold Rocky Farr to Kansas City.
10-1-75	Traded Larry Carriere, a first-round draft choice in 1976 (Greg Carroll) and cash to Atlanta for Jacques Richard.

1976

DATE	TRANSACTION
6-11-76	Traded the rights to free agent Peter McNab to Boston for the rights to free agent Andre Savard.

1977-78

DATE	TRANSACTION
3-3-77	Sold Roger Crozier to Washington.
9-20-77	Traded Brian Spencer to Pittsburgh for Ron Schock.

1979

DATE	TRANSACTION
2-6-79	Traded Gary McAdam to Pittsburgh for Dave Schultz.
3-12-79	Traded Jocelyn Guevremont to the N.Y. Rangers for a third-round draft choice in 1979 (Jacques Cloutier) and a third-round draft choice in 1980 (Sean McKenna).
6-13-79	Lost Lee Fogolin and Ron Areshenkov to Edmonton, Terry Martin to Quebec and Dave Given to Hartford in the Expansion Draft.
10-5-79	Traded Rene Robert to Colorado for John Van Boxmeer.
11-13-79	Traded Alex Tidey to Edmonton for John Gould.

1980

DATE	TRANSACTION
3-10-80	Traded Jerry Korab to Los Angeles for a first-round draft choice in 1982 (Phil Housley).
10-30-80	Traded Bill Stewart to St. Louis for Bob Hess and a fourth-round draft choice in 1981 (Anders Wickenberg).

1981

DATE	TRANSACTION
1-12-81	Lost Rick Dudley on waivers to Winnipeg.
3-10-81	Traded Rick Martin to Los Angeles for a third-round draft choice in 1981 (Colin Chisholm) and a first-round draft choice in 1983 (Tom Barrasso).
3-10-81	Traded Don Luce to Los Angeles for a sixth-round draft choice in 1982 (Jeff Parker) and cash.
10-5-81	Acquired Yvon Lambert from Montreal and lost Rob McClanahan to Hartford in Waiver Draft.
12-2-81	Traded Jim Schoenfeld, Danny Gare and Derek Smith to Detroit for Mike Foligno, Dale McCourt and Brent Peterson.
12-2-81	Traded Bob Sauve to Detroit for a conditional first-round draft choice (Sauve was returned to the Sabres after the 1981-82 season).

**1982**

DATE	TRANSACTION
2-8-82	Acquired Paul Harrison on waivers from Pittsburgh.
6-9-82	Traded Alan Haworth and a third-round draft choice in 1982 (Milan Novy) to Washington for a second-round draft choice (Mike Anderson) and a fourth-round draft choice (Timo Jutila) in 1982.
6-9-82	Traded Don Edwards, Richie Dunn, a second-round draft choice in 1982 (Rich Kromm) and a first-round draft choice in 1983 (Dan Quinn) to Calgary for a first-round draft choice (Paul Cyr) and second-round draft choice (Jens Johansson) in 1982 and a first-round draft choice (Norm Lacombe) and a second-round draft choice in 1983 (John Tucker).
6-9-82	Traded a 12th-round draft choice in 1982 (Marco Callas) to Washington for a 12th-round draft choice in 1983 (Kermit Salfi)

1983

DATE	TRANSACTION
6-6-83	Traded Tony McKegney, Andre Savard, J.F. Sauve and a third-round draft choice in 1983 (Iirvo Jarvi) to Quebec for Real Cloutier and a first-round draft choice in 1983 (Adam Creighton).
10-3-83	Lost John Van Boxmeer to Quebec in the Waiver Draft.

1984

DATE	TRANSACTION
12-6-84	Traded Steve Patrick and Jim Wiemer to the N.Y. Rangers for Dave Maloney and Chris Renaud.

1985

DATE	TRANSACTION
9-9-85	Purchased Don Lever from New Jersey.
10-4-85	Traded Randy Cunneyworth and Mike Moller to Pittsburgh for Pat Hughes.
10-7-85	Lost Brent Peterson to Vancouver in the Waiver Draft.
10-15-85	Traded Bob Sauve to Chicago for a third-round draft choice in 1985 (Kevin Kerr).

1986

DATE	TRANSACTION
1-30-86	Traded Larry Playfair, Sean McKenna and Ken Baumgartner to Los Angeles for Brian Engblom and Doug Smith.
3-11-86	Traded a 12th-round draft choice in 1986 (Doug Kirton) to New Jersey for Phil Russell.
4-22-86	Traded a third-round draft choice in 1987 (Ross Wilson) to Los Angeles for an eighth-round draft choice in 1987 (Tim Roberts) and future considerations.
6-21-86	Traded Gilles Hamel to Winnipeg for Scott Arniel.
10-3-86	Traded Brian Engblom to Calgary for Jim Korn.
10-6-86	Acquired Clark Gillies from the N.Y. Islanders and Wilf Paiement from the N.Y. Rangers while losing Pat Hughes to St. Louis and Mal Davis to Los Angeles in the Waiver Draft.
10-7-86	Traded Ric Seiling to Detroit for future considerations.
11-19-86	Traded a second-round draft choice in 1988 (Martin St. Amour) to Montreal for Tom Kurvers.

1987

DATE	TRANSACTION
3-6-87	Traded Norm Lacombe, the professional rights to Wayne Van Dorp and a fourth-round draft choice in 1987 (Peter Eriksson) to Edmonton for Mark Napier, Lee Fogolin and a fourth-round draft choice in 1987 (John Bradley).
5-22-87	Traded Jim Korn to New Jersey for Jan Ludvig.
6-13-87	Traded Tom Kurvers to New Jersey for a third-round draft choice in 1987 (Andrew MacVicar) and a 10th-round draft choice in 1989 (Mark Astley).
10-5-87	Acquired Ed Hospodar from Philadelphia and Kevin Maguire from Toronto and lost Dave Fenyves to Philadelphia in the Waiver Draft.
10-13-87	Traded Andy Ristau to Minnesota for a sixth-round draft choice in 1988 (David Di Vita).
12-31-87	Traded Paul Cyr and a 10th-round draft choice in 1988 (Eric Fenton) to the N.Y. Rangers for Mike Donnelly and a fifth-round draft choice in 1988 (Alexander Mogilny).
10-7-86	Traded Ric Seiling to Detroit for future considerations.
11-19-86	Traded a second-round draft choice in 1988 (Martin St. Amour) to Montreal for Tom Kurvers.

**1988**

DATE	TRANSACTION
2-11-88	Traded Steve Dykstra and a seventh-round draft choice in 1989 (Davis Payne) to Edmonton for Scott Metcalfe and a ninth-round draft choice in 1989 (Donald Audette).
10-3-88	Acquired Steve Smith from Calgary and lost Doug Smith to Edmonton and Jim Hofford to Los Angeles in the Waiver Draft.
10-3-88	Acquired Wayne Van Dorp from Pittsburgh for a seventh-round draft choice in 1990 (Pat Neaton).
10-21-88	Traded Bob Logan and a ninth-round draft choice in 1989 (Jim Giacini) to Los Angeles for Larry Playfair.
11-12-88	Traded Tom Barrasso and a third-round draft choice in 1990 (Joe Dziedzic) to Pittsburgh for Doug Bodger and Darrin Shannon.
12-26-88	Traded Adam Creighton and future considerations to Chicago for Rick Vaive and future considerations.

1989

DATE	TRANSACTION
2-16-89	Traded Wayne Van Dorp to Chicago for a seventh-round draft choice in 1990 (Viktor Gordiuk).
3-6-89	Traded Calle Johansson and a second-round draft choice in 1989 (Byron Dafoe) to Washington for Clint Malarchuk, Grant Ledyard and a sixth-round draft choice in 1991 (Brian Holzinger).
3-7-89	Traded Lindy Ruff to the N.Y. Rangers for a fifth-round draft choice in 1990 (Richard Smehlik).
6-1-89	Traded Mark Ferner to Washington for Scott McCrory.
6-17-89	Traded Joe Reekie to the N.Y. Islanders for a sixth-round draft choice in 1989 (Bill Pye).
9-29-89	Traded Jacques Cloutier and a sixth-round draft choice in 1990 (Derek Edgerly) to Chicago for Steve Ludzik and a fifth-round draft choice in 1990 (Todd Bojcun).
10-2-89	Lost Mikael Andersson to Hartford in the Waiver Draft.
10-4-89	Traded a fourth-round draft choice in 1991 (Keith Redmond) to Los Angeles for Dean Kennedy.
11-24-89	Traded Bob Halkidis and future considerations to Los Angeles for Dale DeGray and future considerations.

1990

DATE	TRANSACTION
1-5-90	Traded John Tucker to Washington for future considerations.
3-5-90	Traded Kevin Maguire and a second-round draft choice in 1990 (Mikael Renberg) to Philadelphia for Jay Wells and a fourth-round draft choice in 1991 (Peter Ambroziak).
6-16-90	Traded Phil Housley, Scott Arniel, Jeff Parker and a first-round draft choice in 1990 (Keith Tkachuk) to Winnipeg for Dale Hawerchuk and a first-round draft choice in 1990 (Brad May).
7-3-90	Purchased John Tucker from the Washington Capitals.
7-9-90	Traded Ray Sheppard to the N.Y. Rangers for cash and future considerations.
9-30-90	Traded Mike Donnelly to Los Angeles for Mikko Makela. Traded Shawn Anderson to Washington for Bill Houlder.
12-17-90	Traded Mike Foligno and an eighth-round draft choice in 1991 (Thomas Kucharcik) to Toronto for Lou Franceschetti and Brian Curran.

1991

DATE	TRANSACTION
1-21-91	Traded John Tucker to the N.Y. Islanders for future considerations.
3-5-91	Traded the rights to Ken Priestley to Pittsburgh for Tony Tanti. Acquired Steve Weeks from Vancouver for future considerations.
5-26-91	Traded Darcy Wakaluk to Minnesota for an eighth-round draft choice in 1991 (Jiri Kuntos).
5-30-91	Lost Greg Paslawski to San Jose in the expansion draft.
6-22-91	Acquired Tom Draper from Winnipeg for future considerations (Buffalo's seventh-round choice in 1992 - Artur Oktyabrev).
10-11-91	Traded Darrin Shannon, Dean Kennedy and Mike Hartman to Winnipeg for Dave McLlwin, Gord Donnelly, Winnipeg's fifth-round choice (Yuri Khmylev) in 1992 and future considerations.
10-24-91	Acquired Colin Patterson from Calgary for future considerations.
10-25-91	Traded Pierre Turgeon, Uwe Krupp, Dave McLlwin and Benoit Hogue to the N.Y. Islanders for Pat LaFontaine, Randy Wood and Randy Hillier.

**1992**

DATE	TRANSACTION
3-9-92	Traded Dave Snuggerud to San Jose for Wayne Presley. Traded Jay Wells to the N.Y. Rangers for Randy Moller.
3-10-92	Traded Kevin Haller to Montreal for Petr Svoboda. Acquired Dave Hannan from Toronto for a sixth-round draft choice (Chris Deruiter) in 1992.
6-15-92	Traded Christian Ruuttu and future considerations to Winnipeg for Stephane Beaugard.
6-18-92	Lost Darcy Loewen and Brad Miller to Ottawa in the expansion draft.
8-7-92	Traded Stephane Beaugard and future considerations (fourth-round pick in 1993 - Eric Daze) to Chicago for Dominik Hasek.

1993

DATE	TRANSACTION
2-3-93	Traded Dave Andreychuk, Daren Puppa, and the team's first-round draft choice in 1993 (Kenny Jonsson) to Toronto for Grant Fuhr and the Maple Leafs' fifth-round pick (Kevin Popp) in the 1995 Entry Draft.
3-22-93	Traded Mike Ramsey to the Pittsburgh Penguins for Bob Errey.
6-24-93	Lost Bill Houlder and Bob Corkum to Anaheim in the expansion draft.
9-1-93	Traded Jozef Cierny and a future draft choice (fourth round in 1994 - Jussi Tarvainen) to Edmonton for Craig Simpson.
9-30-93	Traded Tom Draper to the New York Islanders for future considerations (Steve Plouffe, 7th-round choice, 1994 Entry Draft).
10-27-93	Traded Keith Carney and a future draft choice (sixth-round pick in 1995 - Marc Magliarditi) to Chicago for Craig Muni and Chicago's fifth-round choice in 1995 (Daniel Bienvenue).
12-15-93	Traded Gord Donnelly to the Dallas Stars for James Black and a conditional draft choice in 1994 (Steve Webb).

1994

DATE	TRANSACTION
7-8-94	Acquired Kevin McClelland from the Winnipeg Jets in exchange for future considerations.
7-26-94	Traded Sean O'Donnell to the Los Angeles Kings for Doug Houda.

1995

DATE	TRANSACTION
1-18-95	Lost Randy Wood to Toronto in the Waiver Draft.
2-14-95	Traded Philippe Boucher, Grant Fuhr, and Denis Tsygurov to Los Angeles for Charlie Huddy, Robb Stauber, Alexei Zhitnik, and a fifth-round draft choice in 1995 (Marian Menhart).
4-7-95	Traded Petr Svoboda to Philadelphia for Garry Galley. Traded Ken Sutton to Edmonton for Scott Pearson.
7-8-95	Traded Alexander Mogilny and a fifth-round draft choice in 1995 (Todd Norman) to Vancouver for Mike Peca, Mike Wilson, and a first-round draft choice in 1995 (Jay McKee).
10-2-95	Lost Bob Sweeney to N.Y. Islanders and claimed Brent Hughes from Boston and Rob Conn from New Jersey in the Waiver Draft.
11-16-95	Traded Doug Bodger to San Jose for Vaclav Varada, Martin Spanhel, Philadelphia's fourth-round draft pick in 1996 (Mike Martone), and either the Flyers' or Toronto's first-round draft pick in 1996 (to be determined by Philadelphia prior to the draft).

1996

DATE	TRANSACTION
2-1-96	Acquired Bob Boughner from the Florida Panthers in exchange for a conditional fourth-round draft choice in 1996 (Chris Allen).
2-15-96	Traded Craig Muni and the first-round draft pick in the 1996 draft (Daniel Briere) acquired in the three-team trade in November, 1995 involving San Jose, Philadelphia, and Buffalo, in exchange for Darryl Shannon and Michal Grosek.
3-19-96	Traded Charlie Huddy and a seventh-round draft pick in 1996 (Daniel Corso) to the St. Louis Blues for Denis Hamel.
3-20-96	Traded Dave Hannan to the Colorado Avalanche for a sixth-round draft choice in the 1996 NHL Entry Draft. Also traded Yuri Khmylev and an eighth-round pick in 1996 (Andrei Podkonicky) to St. Louis for a second-round draft choice in 1996 (Cory Sarich), a third-round pick in 1997, and defenseman Jean-Luc Grand-Pierre.



1997

DATE	TRANSACTION
3-18-97	Traded Barrie Moore and Craig Millar to Edmonton in exchange for Miroslav Satan.
9-24-97	Acquired Jason Woolley from the Pittsburgh Penguins in exchange for a 1998 fifth-round draft choice (Robert Scuderi).
9-29-97	Traded Pat LaFontaine to the New York Rangers in exchange for a second-round draft pick in 1998 (Andrew Peters) and future considerations.
11-12-97	Traded Andrei Trefilov to the Chicago Blackhawks for an undisclosed 1998 draft choice.

1998

DATE	TRANSACTION
2-4-98	Acquired Geoff Sanderson from the Vancouver Canucks in exchange for Brad May and a third-round draft pick in 1999.
3-24-98	Acquired Paul Kruse and Jason Holland from the N.Y. Islanders in exchange for Jason Dawe. Note: Holland was assigned to Rochester following trade.
6-18-98	Acquired Kay Whitmore, a second-round draft choice in 1998 (Jaroslav Kristek) and future considerations from the San Jose Sharks in exchange Steve Shields and a fourth-round draft pick in 1998 (Miroslav Zalesak). Note: Did not extend qualifying offer to Whitmore (on 7-1-98), making goaltender an unrestricted free agent.
6-26-98	Bob Boughner selected by the Nashville Predators in the 1998 Expansion Draft held in Buffalo.
12-18-98	Rumun Ndur claimed off waivers by N.Y. Rangers. Traded Donald Audette to the Los Angeles Kings in exchange for a 1999 second-round draft choice (Milan Bartovic).

1999

DATE	TRANSACTION
3-11-99	Acquired Stu Barnes from the Pittsburgh Penguins in exchange for Matthew Barnaby.
3-23-99	Acquired Joe Juneau and a 1999 third-round draft choice (Tim Preston) from the Washington Capitals in exchange for Alexei Tezikov. Traded Mike Wilson to the Florida Panthers in exchange for Rhett Warrener and a 1999 fifth-round draft choice (Ryan Miller). Traded Derek Plante to the Dallas Stars in exchange for a 1999 second-round draft choice (Michael Zigomanis).
6-25-99	Darryl Shannon selected by Atlanta Thrashers in the 1999 Expansion Draft. Sent Dean Sylvester to the Atlanta Thrashers for future considerations.

2000

DATE	TRANSACTION
1-23-00	Acquired Vladimir Tsyplakov from Los Angeles in exchange for an eighth round draft choice in the 2000 NHL Entry Draft.
3-10-00	Acquired Chris Gratton and a second-round draft choice in 2001 from Tampa Bay in exchange for Wayne Primeau, Brian Holzinger, Cory Sarich, and a third-round selection in the 2000 NHL Entry Draft. Acquired Doug Gilmour and Jean-Pierre Dumont from Chicago in exchange for Michal Grosek.
6-23-00	Dwayne Roloson and Geoff Sanderson selected by Columbus in the 2000 Expansion Draft. Sent Jean-Luc Grand-Pierre, Matt Davidson, and fifth-round picks in 2000 and 2001 Entry Draft to Columbus in exchange for future considerations

2001

DATE	TRANSACTION
3-13-01	Acquired RW Donald Audette from Atlanta for C Kamil Piros and a fourth-round pick in 2001 NHL Entry Draft; acquired Steve Heinze from Columbus for a third-round draft pick in 2001 NHL Entry Draft
6-24-01	Traded C Michael Peca to the NY Islanders for C Tim Connolly and LW Taylor Pyatt
7-1-01	Traded G Dominik Hasek to Detroit for LW Vyacheslav Kozlov, a first-round draft pick in the 2002 NHL Draft and future considerations.

2002

DATE	TRANSACTION
6-22-02	Traded LW Vyacheslav Kozlov and the 41st pick in the 2002 NHL Entry Draft to Atlanta for the 31st and 82nd picks in the 2002 NHL Entry Draft; Acquired C Jochen Hecht from Edmonton for the 31st and 82nd picks in the 2002 NHL Entry Draft.
7-24-02	Acquired C Adam Mair and a fifth-round draft choice in the 2003 NHL Entry Draft from Los Angeles in exchange for Erik Rasmussen.
11-16-02	Traded D Jason Woolley to Detroit for future considerations.



2003

DATE	TRANSACTION
2-25-03	Acquired C Jakub Klepis from Ottawa in exchange for RW Vaclav Varada and a fifth-round draft pick in 2003 NHL Entry Draft.
3-10-03	Traded C Stu Barnes to Dallas for C Mike Ryan and Dallas' second-round draft choice in the 2003 NHL Entry Draft.
3-10-03	Traded RW Rob Ray to Ottawa for future considerations.
3-11-03	Acquired C Daniel Briere and Phoenix's third-round selection in the 2004 NHL Entry Draft for C Chris Gratton and Buffalo's fourth-round choice in the 2004 Entry Draft.
7-3-03	Acquired C Steven Reinprecht from Colorado in exchange for D Keith Ballard; Acquired C Chris Drury and C Steve Begin from Calgary in exchange for D Rhett Warrener and Reinprecht.

2004

DATE	TRANSACTION
3-08-04	Acquired Brad Brown and a sixth-round selection in the 2005 NHL Entry Draft from Minnesota in exchange for a fourth-round selection in the 2005 NHL Entry Draft.
3-09-04	Acquired Jeff Jillson and a ninth-round selection in the 2005 NHL Entry Draft from San Jose in exchange for Curtis Brown and Andy Delmore; Acquired Mike Grier from Washington in exchange for Jakub Klepis.

2005

DATE	TRANSACTION
8-4-05	Signed Teppo Numminen as an unrestricted free agent.
8-25-05	Acquired D Toni Lydman from Calgary in exchange for a third-round selection in the 2006 NHL Entry Draft.

2006

DATE	TRANSACTION
3-09-06	Traded G Mika Noronen to Vancouver in exchange for a second-round selection in the 2006 NHL Entry Draft.
7-5-06	Signed Jaroslav Spacek as an unrestricted free agent.

2007

DATE	TRANSACTION
2-27-07	Acquired C Dainius Zubrus and D Timo Helbling from Washington for Jiri Novotny and Buffalo's first-round selection in the 2007 Entry Draft; Acquired G Ty Conklin from Columbus in exchange for Buffalo's fifth-round selection in the 2007 Entry Draft; Acquired D Mikko Lehtonen from Nashville in exchange for Buffalo's fourth-round selection in the 2007 Entry Draft; Traded Martin Biron to Philadelphia for their second-round selection in the 2007 Entry Draft.
6-01-07	Signed Marc-Andre Gagnani to a three-year entry-level contract.
6-02-07	Signed Philip Gogulla to a three-year entry-level contract.
6-14-07	Signed Darcy Regier and Lindy Ruff to multi-year contracts.
6-30-07	Signed Adam Mair to a three-year contract.
7-04-07	Signed Teppo Numminen to a one-year contract.
7-05-07	Signed Andrew Peters (two years) and Mike Ryan (one year); Signed unrestricted free agent Jocelyn Thibault to a one-year contract.
7-06-07	Signed Thomas Vanek to a seven-year contract.
7-27-07	Signed Derek Roy to a six-year contract.
7-30-07	Signed Nathan Paetsch to a three-year contract.

2008

DATE	TRANSACTION
2-26-08	Acquired Steve Bernier and a first-round selection in 2008 Entry Draft in exchange for Brian Campbell and a seventh-round selection in 2008 Entry Draft.
5-06-08	Signed Nathan Gerbe to a three-year entry-level contract.
5-07-08	Signed Felix Schutz to a three-year entry-level contract.
5-31-08	Signed Jhonas Enroth to a three-year entry-level contract.
6-01-08	Signed Tim Kennedy to a two-year entry-level contract.
6-03-08	Signed Dennis Persson to a three-year entry level contract.
6-30-08	Signed Paul Gaustad to a four-year contract.

**2008** CONTINUED

DATE	TRANSACTION
7-01-08	Signed unrestricted free agent Patrick Lalime to a two-year contract
7-04-08	Traded Steve Bernier to Vancouver in exchange for a second-round selection in 2010 Entry Draft and a third-round selection in 2009 Entry Draft; Acquired Craig Rivet and a seventh-round selection in 2010 Entry Draft from San Jose in exchange for a second-round selection in 2009 Entry Draft and a second-round selection in 2010 Entry Draft.
7-16-08	Signed Daniel Paille to a two-year contract.
7-18-08	Signed Ryan Miller to a five-year contract extension.
9-3-08	Larry Quinn and Dan DiPofi granted minority ownership in the Buffalo Sabres and all related companies.
9-18-08	Signed Jason Pominville to a five-year contract extension.
9-20-08	GM Darcy Regier signed to a two-year contract extension, through the 2010-11 season.
10-1-08	Claimed LW Matt Ellis off waivers from Los Angeles.

2009

DATE	TRANSACTION
3-4-09	Acquired G Mikael Tellqvist from Phoenix in exchange for a Buffalo's fourth round selection in the 2010 NHL Entry Draft; Acquired C Dominic Moore from Toronto in exchange for Buffalo's second round selection in the 2009 NHL Entry Draft; Acquired Edmonton's second round selection in the 2009 NHL Entry Draft in exchange for RW Ales Kotalik.
4-1-09	Signed D Matt Generous to a one-year entry-level contract.
4-6-09	Signed free agent F Travis Turnbull to a two-year entry-level contract.
4-18-09	Signed D TJ Brennan and D Drew Schiestel to three-year entry-level contracts.
5-11-09	Signed D Tyler Myers to a three-year entry level contract
6-1-09	Signed F Paul Byron to a three-year entry level contract
7-1-09	Signed unrestricted free agent Steve Montador to a two-year contract.
7-9-09	Signed unrestricted free agent Matt Ellis to a one-year contract.
7-11-09	Signed unrestricted free agent Joe DiPenta to a one-year contract.
7-15-09	Patrick Kaleta accepted one-year qualifying offer.
7-20-09	Signed Andrej Sekera to a multi-year contract; Clarke MacArthur to a one-year contract.
7-30-09	Signed unrestricted free agent Jean-Philippe Lamoureux to a one-year contract.
8-1-09	Signed unrestricted free agent Cody McCormick to a one-year contract.
8-10-09	Signed unrestricted free agent Mike Grier to a one-year contract.
9-13-09	Signed restricted free agent Drew Stafford to a two-year contract.
9-16-09	Signed Tyler Ennis to a three-year entry level contract.
9-26-09	Signed Mark Mancari to a one-year contract.
10-20-09	Acquired 3rd round pick in 2010 Entry Draft and conditional 2010 draft pick from Boston in exchange for Daniel Paille.

2010

DATE	TRANSACTION
3-3-10	Acquired Raffi Torres from Columbus in exchange for Nathan Paetsch and 2nd round pick (previously acquired from Vancouver) in the 2010 Entry Draft; Acquired 3rd and 4th round picks in 2010 Entry Draft from Atlanta in exchange for Clarke MacArthur.
4-8-10	Signed Luke Adam to a three-year entry level contract.
4-29-10	Picked up the one-year contract option on head coach Lindy Ruff.
5-6-10	Signed Nick Crawford to a three-year entry level contract.
5-17-10	Re-signed unrestricted free agent Mike Grier to a one-year contract.
5-26-10	Signed Alex Biega to a two-year entry level contract.
7-1-10	Signed unrestricted free agent Jordan Leopold to a three-year contract.
7-6-10	Signed Corey Tropp to a three-year entry level contract.
7-7-10	Signed unrestricted free agent Rob Niedermayer to a one-year contract; Re-signed unrestricted free agent Patrick Lalime to a one-year contract.
7-21-10	Signed restricted free agent Patrick Kaleta to a one-year contract.
8-2-10	Signed unrestricted free agent defenseman Shaone Morrisonn to a two-year contract.
8-5-10	Signed restricted free agent Marc-Andre Gragnani to a one-year contract.
8-11-10	Signed restricted free agent Mark Mancari to a one-year contract.
8-31-10	Re-signed unrestricted free agent Matt Ellis to a one-year contract.

PORTLAND PIRATES

1970



2010

2010-2011 BUFFALO SABRES

Media Guide



Portland Pirates

94 Free Street
Portland, ME 04101
www.portlandpirates.com

Portland Pirates Club Directory



EXECUTIVES

Chairman/Governor
Managing Owner/Chief Executive Officer/Alternate Governor
General Manager
Assistant to the General Manager
Head Coach
Assistant Coach
Strength and Conditioning and Video Coach
Athletic Trainer
Equipment Manager
Chief Sales Officer, Portland Pirates/
Project Manager, Front Row Marketing Services
Vice President, Sales
Director, Communications and Team Services
Assistant to the Managing Owner/CEO
Game Operations and Creative, Portland Pirates/
President, RG Productions
Director, Corporate Sales
Manager, Corporate Sales
Vice President, Ticket Sales
Account Executive, School Events Manager
Account Executive, Special Events Manager
Account Executive, Youth Hockey Manager
Account Executive

Lyman Bullard, Jr.
Brian Petrovek
Darcy Regier
Mark Jakubowski
Kevin Dineen
Eric Weinrich
Jason Kilijanski
Robert Frost
Ben Laing

Steve Rex
Jim Beaudoin
Mark Jeanneret
Lyman Bullard III

Ron Gaita
Todd Jamison
Cameron Cestaro
Zach Davis
Caitlin Malloy
Ben Nickerson
Alex Romanoff
Ben Millar



Portland **PIRATES** Established 1977



The city of Portland has hosted the sport of professional hockey for over 30 years, dating back to the Maine Mariners inaugural season in 1977. Only five other teams (Hershey, Rochester, Providence, Springfield and Cleveland) have had an American Hockey League franchise in their city longer than Portland. The Portland Pirates franchise was founded in 1993, one year after the Mariners relocated to Providence, to keep the tradition of hockey alive and well in the city. The team replaced the Baltimore Skipjacks as affiliate of the Washington Capitals of the National Hockey League when the Skipjacks relocated to Portland.

The Pirates franchise got off to the best start possible, winning the Calder Cup in its inaugural season under the direction of head coach Barry Trotz. The next season the Pirates compiled 104 points, but were upset in the first round of the playoffs. During the 1995-96 season, the team reached the Calder Cup Finals for the second time in franchise history, losing to Rochester in seven games. The Pirates made the playoffs in three out of the next four seasons, missing them in 1998-99, but couldn't go as far as they had in the previous years. Despite another 100-point season in 1999-2000, the Pirates were eliminated in the first round of the playoffs.

Change came to Portland when a new ownership group, led by Lyman Bullard and Brian Petrovek, bought the team in 2000. The team continued its up and down pattern of success on the ice, but its loyal fanbase kept growing steadily in the Portland area. In 2003, the Pirates hosted the 2003 Dodge AHL All-Star Classic, the first in Portland and one of the most successful in league history. The game was played in front of a capacity crowd of 6,499 at the Cumberland County Civic Center. In 2009-10 the Pirates became only the fourth AHL franchise to play host two All-Star Classics when the Time Warner Cable AHL All-Star Classic was held January 18th and 19th at the Cumberland County Civic Center.

In the spring of 2005, the Pirates began a new era by signing an agreement to serve as the AHL affiliate for the Anaheim Ducks. The 2005-06 season began with an entirely new coaching staff as former Hartford Whaler Kevin Dineen was announced as the Pirates head coach. The new coaching regime led the Pirates to a franchise record of 114 points during the regular season, helped by Corey Perry's team record 17-game point streak. The Pirates finished the regular season as the Atlantic Division Champions for the first time in team history and also captured the Eastern Conference Regular Season Championship, but lost in overtime in Game 7 of the Eastern Conference Finals.

After losing key players to their Stanley Cup-winning affiliate, the Pirates missed the playoffs in 2006-07, but would bounce back stronger in 2007-08. The team appeared to be on pace to win a second Calder Cup, but were dealt a devastating blow when Wilkes-Barre/Scranton scored the game-winning goal with under a minute left in Game 7 of the Eastern Conference Finals.

Another chapter of Pirates history began on June 10, 2008 when the Buffalo Sabres were announced as the team's new NHL affiliate. Buffalo became the third affiliate in Pirates history.

In the first year of the affiliation, the team posted a 39-31-3-7 mark, made the playoffs for the 12th time in franchise history. The season also included a new franchise attendance record as 11,144 watched the Pirates take on the Albany River Rats at HSBC Arena in Buffalo, NY on February 10, 2009.

The season ended on a high note as Nathan Gerbe was selected as the Dudley (Red) Garrett Memorial Award winner as the AHL's outstanding rookie and, along with Tim Kennedy, was named to the AHL's All-Rookie Team.

The second season under the Sabres affiliation was even more successful than the first as the Pirates posted a 45-24-7-4 record and finished second in the Atlantic Division with 101 points. The campaign included a franchise-record 11-game winning streak and a new standard for consecutive games with a point in the standings, going 13 games (12-0-0-1) without a regulation loss. The promising campaign ended abruptly as the Pirates were swept in the opening round of the post season by the Manchester Monarchs.

For the second straight season a member of the Pirates was awarded the Dudley (Red) Garrett Memorial Award winner as the AHL's outstanding rookie as Tyler Ennis captured the award marking the first time since the mid-70's that one team has featured back-to-back Rookie-of-the-Year winners.



Kevin DINEEN

2005 Portland Pirates Head Coach

Kevin Dineen returns to the Pirates a sixth season as head coach during which he has compiled a record of 219-131-23-27 record for a .610 winning percentage, the best in franchise history. As Portland's head coach, Dineen has led the Pirates to two Eastern Conference Finals, coming within one win of advancing to the Calder Cup Finals each time.

Last season was Dineen's second season head coach of Buffalo's primary player development affiliate in the American Hockey League (AHL). He led the team to a second place finish in the Atlantic Division with a 45-24-7-4 record (his third 45-plus win season and second 100-plus point season as a Head Coach). The Pirates were defeated by the Manchester Monarchs in the opening round of the post season.

Prior to joining the Sabres organization, Dineen served as head coach of the Pirates for three seasons under the team's affiliation with the Anaheim Ducks. Dineen's best record was in 2000-06 when the team compiled a 53-19-5 record, Dineen was named the winner of the Louis A.R. Pieri Memorial Award as the AHL's outstanding coach, as voted by members of the media in each of the league's 27 cities, an award won by his father Bill in both 1985 and 1986.

Dineen was selected 56th overall by the Hartford Whalers in the 1982 NHL Entry Draft and spent 18 years in the NHL as a player from 1984-85 to 2002-2003. He registered 355 goals and 405 assists for 760 points to go along with 2,229 penalty minutes in 1,188 games with Columbus, Ottawa, Carolina/Hartford and Philadelphia. At the time of his retirement, he was one of only eight NHL players to record more than 300 goals and 2,000 penalty minutes in an NHL career.

The Quebec City, Quebec, native appeared in two NHL All-Star Games as a member of the Hartford Whalers (1988 and 1989). He was also named the 1990-91 NHL Man of the Year and was a three-time finalist for the Bill Masterton Memorial Trophy (1995, 2001 and 2002), given to the player who best exemplifies the qualities of perseverance, sportsmanship and dedication to hockey. Dineen also represented Canada on many occasions, including the 1984 Olympics, the 1987 Canada Cup and three World Championship Tournaments (1985, 1989 and 1993).

After retiring as a player with the Columbus Blue Jackets on Nov. 5, 2002, Dineen spent two seasons working in the Columbus hockey operations department, assisting General Manager Doug MacLean in player development.

Prior to turning pro, Dineen played two seasons at the University of Denver, collecting 26 goals and 23 assists for 49 points, with 178 penalty minutes, in 62 games.

Kevin and his wife, Annie, are the parents of two daughters (Hannah and Emma) and two sons (William and Declan).



DINEEN'D HEAD COACHING RECORD

Year	GMS	STD	W	L	T	OTL	SOL	PTS	GF	GA	Playoff Result
2005-06	80	1st A	53	19	-	5	3	114	306	241	Loss in Conf Final
2006-07	80	6th A	37	31	-	3	9	86	225	232	DNQ
2007-08	80	3rd A	45	26	-	5	4	99	238	215	Loss in Conf Final
2008-09	80	3rd A	39	31	-	3	7	88	249	239	Loss in Div. Semi-Final
2009-10	80	2nd A	45	24	-	7	4	101	244	214	Loss in Div. Semi-Final



PORTLAND PIRATES 2009-2010 STATISTICS

Player	POS	GP	G	A	PTS	PIM	+/-	GP	G	A	PTS	PIM
Mark Mancari	R	74	28	45	73	55	16	4	1	1	2	2
Tyler Ennis	C	69	23	42	65	12	-1	--	--	--	--	--
Marc-Andre Gragnani	D	66	12	31	43	37	2	4	0	2	2	0
Kyle Wanvig	R	63	13	25	38	132	-6	3	0	1	1	2
Nathan Gerbe	L	44	11	27	38	46	-5	4	1	1	2	4
Philipp Gogulla	W	76	15	20	35	27	7	3	0	0	0	0
Derek Whitmore	F	78	18	16	34	24	-3	4	2	1	3	0
Paul Byron	C	57	14	19	33	59	-5	4	0	0	0	0
Jeff Cowan	L	62	18	13	31	57	3	4	0	0	0	0
Cody McCormick	C	66	17	12	29	168	-2	3	0	0	0	9
Brad Larsen	L	55	13	14	27	40	9	4	0	0	0	0
Felix Schutz	C	67	13	14	27	61	-2	3	0	0	0	10
Mike Kostka	D	76	2	25	27	37	4	4	0	0	0	0
T.J. Brennan	D	65	6	17	23	64	2	4	0	1	1	2
Mike Weber	D	80	5	16	21	153	18	4	1	0	1	14
Kyle Rank	R	79	9	11	20	62	-1	4	0	1	1	4
Travis Turnbull	F	57	9	9	18	98	1	4	0	0	0	2
Matt Generous	D	61	2	11	13	74	2	--	--	--	--	--
Drew Schiestel	D	52	1	11	12	19	5	4	0	0	0	0
Matt Caruana	F	36	3	6	9	6	3	--	--	--	--	--
Joe DiPenta	D	65	2	5	7	83	1	4	0	0	0	4
Dennis Persson	D	60	1	6	7	16	-10	--	--	--	--	--
Mark McCutcheon	C	5	2	0	2	2	1	--	--	--	--	--
Justin Donati	C	1	0	1	1	0	1	--	--	--	--	--
Jean-Philippe Lamoureux	G	28	0	1	1	2	0	4	0	0	0	0
Jhonas Enroth	G	48	0	1	1	6	0	--	--	--	--	--
Jacob Lagace	L	--	--	--	--	--	--	1	0	0	0	0
Luke Adam	C	--	--	--	--	--	--	3	0	2	2	0
Beau Erickson	G	1	0	0	0	0	0	--	--	--	--	--
Patrick Lalime	G	2	0	0	0	0	0	--	--	--	--	--
Todd Ford	G	3	0	0	0	0	0	1	0	0	0	0
Maxime Legault	R	5	0	0	0	4	-4	--	--	--	--	--
Hans Benson	R	11	0	0	0	35	-1	--	--	--	--	--

Player	POS	GP	W	L	T	SVS	PCT	EN	SO
Todd Ford	G	3	3	0	0	92	0.958	0	0
Jhonas Enroth	G	48	28	18	1	1240	0.919	2	5
Patrick Lalime	G	2	0	1	1	64	0.914	0	0
Jean-Philippe Lamoureux	G	28	14	12	2	732	0.894	0	2
Beau Erickson	G	1			6	0.857	0	0	



PORTLAND PIRATES TEAM RECORDS BY SEASON

Season	GP	W	L	OTL*	T	GF	GA	PTS	Finish	Playoff Result
1993-94	80	43	27		10	328	269	96	2-N	Won Calder Cup (12-5)
1994-95	80	46	22		12	323	233	104	2-N	Lost Div. Semi-Final (3-4)
1995-96	80	32	34	4	10	282	283	78	3-N	Lost Cup Final (14-10)
1996-97	80	37	26	7	10	279	264	91	3-NE	Lost Div. Semi-Final (2-3)
1997-98	80	33	33	2	12	241	247	80	3-A	Lost Div. Final (5-5)
1998-99	80	23	48	2	7	214	273	55	5-A	Did Not Qualify

*A new rule instituted prior to the 1995-96 season awards one point to the team that loses in overtime.

PORTLAND PIRATES TEAM RECORDS BY SEASON

Season	GP	W	L	T	RT	GF	GA	PTS	Finish [^]	Playoff Result
1999-00	80	46	23	10	1	256	202	103	2-NE	Lost Div. Semi-final (1-3)
2000-01	80	34	40	4	2	250	280	74	5-NE	Lost Div. Semi-final (0-3)
2001-02	80	30	31	15	4	220	225	79	11-E	Did Not Qualify
2002-03	80	33	28	13	6	221	195	85	8-E	Lost Qualifying Series (1-2)
2003-04	80	32	27	13	8	156	160	85	5-A#	Lost Div. Semi-final (1-4)

Prior to the 1999-2000 season, the Overtime Loss designation was changed to Regulation Tie (RT).

[^]Prior to 2001-02 season, the Calder Cup Playoffs were changed to a conference format, eliminating divisional series. Teams are seeded 1-14 in both the Eastern and Western Conferences.

#Format reverted to division standings to determine playoff positions for the 2003-04 season.

PORTLAND PIRATES TEAM RECORDS BY SEASON

Season	GP	W	L	OTL	SOL	GF	GA	PTS	Finish	Playoff Result
2004-05	80	34	34	6	6	175	242	80	6A	Did Not Qualify
2005-06	80	53	19	5	3	306	241	114	1-E	Lost Conf. Finals (3-4)
2006-07	80	37	31	3	9	225	232	86	6-A	Did not Qualify
2007-08	80	45	26	5	4	232	196	99	1-E	Lost. Conf. Finals (3-4)
2008-09	80	39	31	3	7	249	239	88	3-A	Lost.Div. Semi-final (4-1)
2009-10	80	45	24	7	4	244	214	101	2-A	Lost Div. Semi-final (4-0)

Shootouts were introduced prior to the 2004-05 season with the losing team receiving a point for a shootout loss (SOL).

	GP	W	L	T	OTL/RT/SOL	GF	GA	PTS
TOTALS	1,360	642	504	116	98	4201	3995	1498

COACHING RECORD

Coach	Seasons	GMS	W	L	T	OTL/RT/SOL	Win %
Barry Trotz	1993-97	320	158	109	42	11	.577
Bryan Trottier	1997-98	80*	33	33	12	2	.500
Mark Kumpel	1998-99	80	23	48	7	2	.344
Glen Hanlon	1999-2002	240	110	94	29	7	.533
Tim Army	2002-2005	240	99	89	26	26	.419
Kevin Dineen	2005- Present	400	219	131	0	50	.610

*Includes one game in which assistant coach Jay Wells served as head coach while Trottier was in Toronto for Hockey Hall of Fame induction. Pirates won game against Saint John 2-1 on November 15, 1997.



Portland Pirates

All-Time Individual Leaders

MOST GOALS - ALL-TIME - PORTLAND PIRATES

1.	147	Kent Hulst
2.	124	Jeff Nelson
3.	110	Andrew Brunette
4.	102	Trent Whitfield
5.	75	Graham Mink
6.	74	Martin Gendron
7.	68	Chris Jensen
8.	67	Glen Metropolit
	67	Mark Murphy
10.	64	Ryan Mulhern
11.	63	Patrick Boileau
12.	58	Matt Herr
13.	57	Mark Mancari
14.	51	Norm Batherson
15.	50	Jaroslav Svejkovsky

MOST GAMES - ALL-TIME - PORTLAND PIRATES

1.	473	Kent Hulst
2.	459	Patrick Boileau
3.	454	Steve Poapst
4.	348	Trent Whitfield
5.	336	Jeff Nelson
6.	281	Brad Church
7.	264	Andrew Brunette
8.	258	Graham Mink
9.	244	Jakub Cutta
10.	241	Darren McAusland
11.	215	Mike Farrell
12.	212	Jason Ulmer
13.	208	Mark Murphy
14.	203	Simon Ferguson
15.	198	Benoit Gratton

MOST ASSISTS - ALL-TIME - PORTLAND PIRATES

1.	224	Andrew Brunette
2.	222	Jeff Nelson
3.	213	Kent Hulst
4.	153	Trent Whitfield
5.	151	Steve Poapst
6.	143	Patrick Boileau
7.	129	Glen Metropolit
8.	113	Benoit Gratton
9.	102	Mark Murphy
10.	88	Norm Batherson
11.	84	Mark Mancari
12.	79	Mike Boback
13.	78	Peter Ferraro
14.	76	Jason Christie
15.	75	Colin Forbes

HAT TRICKS - ALL-TIME - PORTLAND PIRATES

1.	5	Martin Gendron
2.	4	Jeff Nelson
3.	3	Chris Jensen
4.	2	Steve Konowalchuk
	2	Michel Picard
	2	Kent Hulst
	2	Trevor Halverson
	2	Jean-Pierre Dumont
	2	Mark Murphy
	2	Pierre Parenteau

MOST POINTS - ALL-TIME - PORTLAND PIRATES

1.	360	Kent Hulst
2.	346	Jeff Nelson
3.	334	Andrew Brunette
4.	255	Trent Whitfield
5.	206	Patrick Boileau
6.	196	Glen Metropolit
7.	195	Steve Poapst
8.	169	Mark Murphy
9.	156	Benoit Gratton
10.	147	Graham Mink
11.	141	Mark Mancari
12.	139	Norm Batherson
13.	138	Chris Jensen
14.	135	Martin Gendron
	135	Ryan Mulhern

GAME WINNING GOALS - ALL-TIME - PORTLAND PIRATES

1.	19	Kent Hulst
2.	16	Mark Murphy
3.	13	Chris Jensen
4.	12	Ryan Mulhern
	12	Jeff Nelson
6.	11	Andrew Brunette
7.	10	Matt Herr
	10	Glen Metropolit
	10	Mark Mancari
10.	9	Martin Gendron
	9	Trent Whitfield
12.	8	Mike Peluso
	8	Jaroslav Svejkovsky
	8	Patrick Boileau
15.	7	Kevin Kaminski
	7	Peter Ferraro
	7	Graham Mink



POWER PLAY GOALS - ALL-TIME - PORTLAND PIRATES

1.	51	Andrew Brunette
2.	47	Kent Hulst
3.	46	Jeff Nelson
4.	31	Trent Whitfield
5.	28	Martin Gendron
6.	27	Patrick Boileau
	27	Mark Mancari
8.	22	Matt Herr
9.	19	Chris Jensen
	19	Mark Murphy
11.	18	Glen Metropolit
12.	17	Steve Poapst
13.	16	Ryan Mulhern
14.	15	Mike Peluso
	15	Jaroslav Svejkovsky

PENALTY MINUTES - ALL-TIME - PORTLAND PIRATES

1.	797	Kevin Kaminski
2.	697	Brian Curran
3.	593	Mark Major
4.	591	Kerry Clark
5.	516	Kent Hulst
6.	500	Trevor Halverson
7.	469	Mel Angelstad
8.	412	Benoit Gratton
9.	402	Brad Church
10.	363	Patrick Boileau
11.	333	Jakub Cutta
12.	325	Graham Mink
13.	322	Steve Poapst
14.	320	Trevor Gillies
15.	318	Jim Mathieson



Portland Pirates

All-Time Goaltending Leaders

GAMES PLAYED - ALL-TIME - PORTLAND PIRATES

1.	171	Martin Brochu
2.	146	Maxime Ouellet
3.	120	Sebastien Charpentier
4.	106	Jhonas Enroth
5.	59	Corey Hirsch
6.	58	Ron Tugnutt
7.	55	Jim Carey
8.	54	Rastislav Stana
9.	53	Byron Dafoe
10.	47	Mike O'Neill

WINS - ALL-TIME - PORTLAND PIRATES

1.	79	Martin Brochu
2.	54	Jhonas Enroth
3.	50	Sebastien Charpentier
4.	40	Maxime Ouellet
5.	30	Jim Carey
6.	29	Byron Dafoe
	25	Nathan Marster
8.	23	Corey Hirsch
	23	Rastislav Stana
10.	22	Olaf Kolzig

LOSSES - ALL-TIME - PORTLAND PIRATES

1.	68	Maxime Ouellet
2.	58	Martin Brochu
3.	51	Sebastien Charpentier
4.	42	Jhonas Enroth
5.	29	Corey Hirsch
6.	23	Ron Tugnutt
	23	Mike Rosati
8.	20	Rastislav Stana
9.	18	Mike O'Neill
10.	16	Byron Dafoe

TIES - ALL-TIME - PORTLAND PIRATES

1.	18	Martin Brochu
2.	16	Sebastien Charpeniter
3.	15	Maxime Ouellet
4.	11	Jim Carey
5.	10	Mike O'Neill
6.	9	Rastislav Stana
7.	7	Corey Hirsch
8.	6	Ron Tugnutt
	6	Olaf Kolzig
10.	4	Byron Dafoe

MINUTES PLAYED - ALL-TIME - PORTLAND PIRATES

1.	9,532	Martin Brochu
2.	7,097	Sebastien Charpeniter
3.	6,205	Jhonas Enroth
4.	6,182	Maxime Ouellet
5.	3,536	Corey Hirsch
6.	3,281	Jim Carey
7.	3,125	Rastislav Stana
8.	3,067	Ron Tugnutt
9.	2,992	Byron Dafoe
10.	2,640	Mike O'Neill

SHUTOUTS - ALL-TIME - PORTLAND PIRATES

1.	17	Maxime Ouellet
2.	10	Martin Brochu
3.	8	Jhonas Enroth
4.	7	Rastislav Stana
5.	6	Jim Carey
	6	Sebastien Charpentier
7.	4	Olaf Kolzig
8.	2	Ron Tugnutt
	2	Joaquin Gage
	2	Corey Hirsch
	2	Michael Leighton

LOWEST GAA - ALL-TIME - PORTLAND PIRATES (MINIMUM 10 GMS PLAYED)

1.	17	Maxime Ouellet
2.	10	Martin Brochu
3.	8	Jhonas Enroth
4.	7	Rastislav Stana
5.	6	Jim Carey
	6	Sebastien Charpentier
7.	4	Olaf Kolzig
8.	2	Ron Tugnutt
	2	Joaquin Gage
	2	Corey Hirsch
	2	Michael Leighton

SAVES - ALL-TIME - PORTLAND PIRATES

1.	4,585	Martin Brochu
2.	4,141	Maxime Ouellet
3.	3,612	Sebastien Charpentier
4.	2,916	Jhonas Enroth
5.	1,791	Corey Hirsch
6.	1,510	Ron Tugnutt
7.	1,504	Jim Carey
8.	1,494	Byron Dafoe
9.	1,264	Mike O'Neill
10.	1,068	Olaf Kolzig



WINS & LOSSES

Most Wins - Season	53 - 2005-06
AT HOME	27 - 2007-08
ON ROAD	27 - 2005-06
Fewest Wins - Season	23 - 1998-99
AT HOME	13 - 1998-99
ON ROAD	9 - 2001-02
Most Losses - Season	50 - 1998-99
AT HOME	24 - 1998-99
ON ROAD	26 - 1998-99
Fewest Losses - Season	19 - 2005-06
AT HOME	10 - 1993-94 10 - 2005-06 10 - 2007-08 10 - 2009-10
ON ROAD	9 - 2005-06
Most Ties - Season	15 - 2001-02
Fewest Ties - Season	4 - 2000-01

WINS & LOSSES

Longest Winning Streak	11 - 1/26/10 - 2/20/10 10 - 11/8/96 - 11/27/96
AT HOME	8 - 10/20/93 - 11/21/93 8 - 1/15/00 - 2/19/00 8 - 1/26/10 - 2/23/10
ON ROAD	8 - 2/10/06 - 3/24/06
Longest Unbeaten Streak	17 - (14-0-3) 9/30/94 - 11/10/94
AT HOME	10 - (9-0-1) 10/13/93 - 11/21/93
ON ROAD	11 - (8-0-3) 10/10/94 - 11/23/94
FROM START OF SEASON	17* - (14-0-3) 9/30/94 - 11/10/94
Longest Point Streak	13 - 1/26/10 - 2/23/10 (12-0-0-1)
Longest Losing Streak	10 - 12/6/97 - 12/21/97
AT HOME	6 - 10/16/98 - 11/7/98
ON ROAD	6 - 10/30/95 - 11/24/95 6 - 3/10/02 - 3/29/02
Longest Winless Streak	11 - (0-10-0-1) 12/4/97 - 12/21/97
AT HOME	7 - (0-5-2-0), 2/20/04 - 3/14/04
ON ROAD	11 - (0-7-2-2), 11/24/06 - 2/9/07

GOALS FOR/GOALS AGAINST

Most Goals - Season	328 - 1993-94
Fewest Goals - Season	156 - 2003-04^
Most Goals Allowed - Season	283 - 1995-96
Fewest Goals Allowed - Season	160 - 2003-04
Most Goals - Game	12 - 3/9/94, 12-2 win vs Providence
AT HOME	12 - 3/9/94, 12-2 W vs. Providence
ON ROAD	8 - 12/27/96, 8-1 W at Providence 8 - 10/10/94, 8-5 W at Fredericton 8 - 2/12/94, 8-6 W at Binghamton 8 - 12/7/93, 8-5 W at St. John's 8 - 12/3/98, 8-3 W at Saint John 8 - 3/3/99, 8-0 W at Worcester 8 - 2/16/03, 8-4 W at Hershey
Most Goals Periods	6 - 2/18/94, 10-3 win vs. PEI 6 - 12/7/93, 8-5 win at St. John's 6 - 3/16/02, 11-4 win vs. Quebec
Most Goals Allowed - Game	10 - 1/5/96, 10-7 loss at Worcester
AT HOME	8 - 1/12/96, 8-4 L vs. Providence 8 - 10/26/02, 8-4 L vs. Lowell
ON ROAD	10 - 1/5/96, 10-7 L at Worcester
Most Goals Allowed - Period	5 - 3/26/97, 6-4 L vs Hershey 5 - 10/18/95, 6-5 L vs. Hershey 5 - 11/2/95, 8-6 L at Fredericton 5 - 12/27/98, 6-4 L vs Albany 5 - 10/29/03, 6-3 L at Worcester
Quickest First Goal	:14 - 11/24/00 vs. Quebec (Mark Murphy)
Quickest 2 Goals	:05 - 3/23/97 at St. John's# (Benoit Gratton & Dan Laperriere)
Quickest 3 Goals	:55 - 10/22/93 vs. Albany (Chris Jensen, Steve Poapst & Jeff Nelson)
Quickest 4 Goals	3:11 - 11/2/94 vs. Springfield (Chris Jensen, Jeff Nelson, Chris Jensen, Darren McAusland)
Quickest First Goal Against	:15 - 10/8/00 vs. Syracuse (Dan Watson)
Quickest 2 Goals Against	:07 - 2/27/94 vs. Albany, (both by Jim Dowd)
Must Shutouts - Season	17 - 2003-04#
Must Shutouts - Home	11 - 2003-04^



GOALS FOR/GOALS AGAINST CONTINUED

Most Road Shutouts - Season	6 – 2003-04
Most Goals Both Teams - Game	17 - 1/5/96, 10-7 L at Worcester
Greatest Margin of Victory	10 - 3/9/94, 12-2W vs. Providence
Greatest Margin of Defeat	7 - 1/22/97, 7-0 L at Hershey 7 - 11/14/98, 8-1 L at Kentucky

SPECIAL TEAMS

Most Power Play Goals - Season	90 – 2005-006
Fewest Power Play Goals - Season	36 – 2003 - 04
Power Play Goals - Game	5 - 2/18/94 vs. PEI 5 – 12/7/03 at St. John's 5 – 11/20/05 vs. Hartford
Power Play Goals - Period	4 - 2/18/94 vs. PEI (2nd) 4 – 3/16/02 vs. Quebec (2nd)
Most PPGs Against - Season	90 – 1998-99
Power Play Goals Against - Game	5 - 10/7/95 vs. Springfield
Fewest PPGs Against - Season	32 – 2003-04
Most ShortHanded Goals - Season	13 - 1994-95
Most ShortHanded Goals - Game	2 - 11/5/94 vs. Providence 2 - 12/26/95 at Springfield 2 - 11/14/97 at Fredericton 2 - 11/26/99 vs. Springfield 2 – 10/12/02 at Springfield
Most ShortHanded Goals- Period	2 - 11/5/94 vs. Providence 2 – 10/12/02 at Springfield
Most ShortHanded Goals Against – Season	16 - 2000-01
Most ShortHanded Goals Against – Game	3 – 11/18/01 at Manchester
Fewest ShortHanded Goals Against – Season	5 - 1994-95 5 - 2009-10

SHOTS

Most Shots on Goal - Game	64 - 4/8/00 at St. John's
Most Shots on Goal - Period	26 - (2nd) 1/5/96 at Worcester
Most Shots Against - Game	67 - 3/23/96 at Binghamton
Most Shots Against - Period	29 - 11/2/02 vs. Manchester
Fewest Shots - Game	13 - 3/24/96 at Adirondack 13 – 2/21/02 vs. Saint John
Fewest Shots - Period	1 - 12/5/95 at Fredericton 1 - 3/7/98 at Fredericton 1 – 2/25/04 at Manchester 1 – 3/18/07 at Worcester
Fewest Shots Against - Game	13 - 12/15/99 at Lowell
Fewest Shots Against - Period	0 - 12/27/96 at Providence 0 - 12/15/99 at Lowell

ODDS & ENDS

Most Penalty Minutes - Season	2,219 - 1994-95
Most Penalty Minutes - Game	119 – 11/20/96 at Fredericton
Most Penalty Minutes - Game (Both Teams)	273 – 11/25/06 vs. Providence
Most Penalty Minutes – Period	96 – 3/8/03 vs. Providence
Fewest Penalty Minutes - Season	1,141 – 2003-2004
Most Consecutive Penalty Minutes	35 - 2/7/04 - 2/25/04
Highest Power Play Percentage	22.8% (82/360) - 1994-95
Lowest Power Play Percentage	10.7% (36/336) - 2003-04
Highest Penalty Killing Percentage	89.5% (273/305) – 2003-04
Lowest Penalty Killing Percentage	78.6% (330/420) - 1998-99
Most Players Used in a Season	63 - 1998-99
Fewest Players Used in a Season	31 – 2009-2010



Portland Pirates

Regular Season Team Records

OVERTIME

Most OT Games - Season	26 - 2003-04, (5-8-13)#
Fewest OT Games - Season	12 - 1993-94, (1-1-10) 12 - 2000-01, (6-2-4)
Most OT Wins - Season	7 - 1996-97, (7-7-10)
Fewest OT Wins - Season	0 - 1994-95, (0-1-12) 0 - 1998-99, (0-2-7)
Most OT Losses - Season	8 - 2003-04, (5-8-13)
Fewest OT Losses - Season	1 - 1993-94, 1994-95 and 1999-2000

SHOOTOUTS

Most Shootout Games - Season	15 - 2006-07 (6-9)
Fewest Shootout Goals - Season	9 - 2007-08 (5-4)
Most Shootout Wins	7 - 2009-10 7 - 2005-06
Fewest Shootout Wins	3 - 2008-09
Most Shootout Losses	9 - 2006-07
Fewest Shootout Losses	3 - 2005-06
Most Shootout Rounds	10 - 1/2/10 @ Manchester

^ AHL Record

Ties AHL Record

* North American Pro Record



OCTOBER 2010

Date	Team	Time
Saturday, October 9	vs. Manchester	7:00 pm
Monday, October 11	vs. Charlotte	1:00 pm
Friday, October 15	vs. Bridgeport	7:00 pm
Saturday, October 16	vs. Springfield	7:00 pm
Sunday, October 17	@ Bridgeport	3:00 pm
Tuesday, October 19	vs. Manchester	6:30 pm
Friday, October 22	@ Springfield	7:30 pm
Saturday, October 23	vs. Bridgeport	7:00 pm
Friday, October 29	@ Norfolk	7:30 pm
Saturday, October 30	@ Norfolk	7:15 pm

NOVEMBER 2010

Date	Team	Time
Tuesday, November 2	@ Charlotte	7:00 pm
Wednesday, November 3	@ Charlotte	7:00 pm
Friday, November 5	vs. Adirondack	7:30 pm
Saturday, November 6	vs. Providence	7:00 pm
Wednesday, November 10	@ Springfield	7:00 pm
Saturday, November 13	vs. Albany	7:00 pm
Saturday, November 20	vs. Worcester	7:00 pm
Sunday, November 21	@ Bridgeport	3:00 pm
Friday, November 26	vs. Springfield	7:00 pm
Saturday, November 27	@ Manchester	7:00 pm
Sunday, November 28	@ Providence	4:05 pm

DECEMBER 2010

Date	Team	Time
Saturday, December 4	vs. Norfolk	7:00 pm
Sunday, December 5	@ Worcester	3:00 pm
Tuesday, December 7	vs. Worcester	6:30 pm
Friday, December 10	@ Providence	7:05 pm
Saturday, December 11	@ Adirondack	7:00 pm
Sunday, December 12	@ Manchester	3:00 pm
Friday, December 17	@ Manchester	7:00 pm
Saturday, December 18	vs. Manchester	7:00 pm
Sunday, December 19	@ Bridgeport	3:00 pm
Sunday, December 26	@ Worcester	6:30 pm
Tuesday, December 28	vs. Providence	6:30 pm
Wednesday, December 29	@ Hartford	7:00 pm
Friday, December 31	vs. Hartford	5:30 pm

JANUARY 2011

Date	Team	Time
Sunday, January 2	@ Worcester	3:00 pm
Wednesday, January 5	@ Bridgeport	7:00 pm
Friday, January 7	vs. Springfield	7:00 pm
Saturday, January 8	vs. Manchester	7:00 pm
Tuesday, January 11	vs. Binghamton	6:30 pm
Friday, January 14	vs. Hartford	7:00 pm
Saturday, January 15	vs. Worcester	7:00 pm
Sunday, January 16	@ Springfield	3:00 pm
Friday, January 21	vs. Worcester	7:00 pm
Saturday, January 22	vs. Providence	7:00 pm
Sunday, January 23	@ Worcester	3:00 pm
Tuesday, January 25	vs. Norfolk	6:30 pm
Friday, January 28	@ Providence	7:05 pm
Saturday, January 29	@ Hartford	7:00 pm

FEBRUARY 2011

Date	Team	Time
Saturday, February 5	vs. Hartford	7:00 pm
Sunday, February 6	@ Hartford	3:00 pm
Friday, February 11	@ Manchester	7:00 pm
Sunday, February 13	@ Bridgeport	3:00 pm
Wednesday, February 16	vs. Providence	6:30 pm
Friday, February 18	@ Providence	7:05 pm
Saturday, February 19	@ Manchester	7:00 pm
Monday, February 21	vs. Hartford	1:00 pm
Friday, February 25	@ Worcester	7:30 pm
Saturday, February 26	@ Springfield	7:30 pm

MARCH 2011

Date	Team	Time
Tuesday, March 1	vs. Worcester	6:30 pm
Saturday, March 5	vs. Bridgeport	7:00 pm
Sunday, March 6	vs. Springfield	4:00 pm
Tuesday, March 8	vs. Hershey	6:30 pm
Friday, March 11	@ Springfield	7:30 pm
Saturday, March 12	vs. Providence	7:00 pm
Sunday, March 13	vs. Manchester	4:00 pm
Friday, March 18	@ Binghamton	7:05 pm
Saturday, March 19	@ Hershey	7:00 pm
Sunday, March 20	@ Providence	4:05 pm
Tuesday, March 22	vs. Worcester	11:00 am
Friday, March 25	vs. Bridgeport	7:00 pm
Saturday, March 26	vs. Charlotte	7:00 pm
Tuesday, March 29	vs. Providence	6:30 pm
Wednesday, March 30	vs. Bridgeport	6:30 pm

APRIL 2011

Date	Team	Time
Saturday, April 2	@ Manchester	7:00 pm
Sunday, April 3	@ Hartford	3:00 pm
Tuesday, April 5	@ Worcester	7:00 pm
Wednesday, April 6	vs. Manchester	6:30 pm
Friday, April 8	@ Providence	7:05 pm
Saturday, April 9	@ Albany	7:00 pm
Sunday, April 10	vs. Springfield	4:00 pm



All game times in Eastern Standard Time. Home game designated in red.

MISCELLANEOUS

1970



2010

HSBC Arena

2010-2011 BUFFALO SABRES

Media Guide





Information RADIO & TELEVISION

All the action of Sabres' hockey can be heard on WGR Sports Radio 550 AM. Calling the action will be the voice of the Sabres, the venerable Rick Jeanneret. The Sabres will simulcast on radio each game televised on MSG.



All 81 of the team's televised regular season games will be broadcast in High Definition. MSG will be the home to 72 broadcasts this season and will be available in HD in the Buffalo/Rochester/Syracuse markets. Buffalo will also appear eight times on Versus, and once on NBC as part of the network's regional Hockey Day in America coverage on February 20 versus Washington.

This is the fourth year of the 10-year extension to telecast Sabres games, in which MSG will own the exclusive local rights to telecast the team's games. The deal runs through the 2016-17 season. MSG Networks, an industry leader in production and technology, is the nation's longest-running regional sports network. The first regional sports network to produce games in HDTV and winner of 95 New York Emmy Awards, MSG Networks is part of Madison Square Garden L.P. In addition to being home of the Sabres, MSG Network's award-winning programming line-up also boasts the New York Knicks, New York Rangers, New York Islanders, New Jersey Devils, New York Liberty and over 400 live college football and basketball games.

Once again this season, The Lexus Postgame Show hosted by Kevin Sylvester, featuring highlights and exclusive interviews can be seen following every MSG Network. The Lexus Shootout can be seen following every Sabres home telecast on MSG. Originating from Studio 200 at HSBC Arena, host Kevin Sylvester will be joined by Rob Ray and Mike Robitaille

for complete post-game analysis and player interviews. The first intermission of each MSG telecast is sponsored by Verizon, and the second is sponsored by Northtown Automotive. Buffalo Sabres hockey on MSG is produced by Joe Pinter and directed by Matt Gould.

TELEVISION PERSONALITIES



Kevin Sylvester



Rob Ray



Mike Robitaille

WGR's coverage will include a post-game show hosted by Brian Koziol featuring a complete game recap, player interviews and scores from around the league. Paul Hamilton will provide live updates from Sabres games as he returns to serve as WGR's beat reporter for the Buffalo Sabres.

RICK JEANNERET

Currently the longest-tenured broadcaster in hockey, the 2010-11 season marks Rick Jeanneret's 39th year with the Buffalo Sabres. He started with the team prior to the 1971-72 season, serving as the club's radio voice and held that post until 1995. Jeanneret then became the television play-by-play announcer, beginning with the 1995-96 campaign. He broadcast his first game during the 1971 preseason for the Cincinnati Swords (the Sabres' minor league team at the time). Jeanneret earned his start in 1963 while attending a Niagara Falls Flyers (Junior A) game in which he filled in for the regular announcer who had taken ill. He went on to become the color analyst for one season before moving to the play-by-play position in 1965. A native of St. Catharines, Ont., Jeanneret currently resides in Niagara Falls, Ontario, with his wife, Sandra. Rick has two sons, Mark and Chris. Mark is the play-by-play voice of Buffalo's AHL affiliate in Portland.



HARRY NEALE

A resident of East Amherst, N.Y., Neale joined the Sabres broadcast team for the 2007-08 season. He is well known for his work on Hockey Night in Canada which he joined in 1986 following eight years as an NHL coach and general manager. Neale also spent the past 21 seasons working as an analyst on regional coverage of Toronto Maple Leafs games. Before his broadcast career Neale was a former NHL head coach and general manager, Neale worked with the Vancouver Canucks from 1978-82 (head coach and GM), and with the Detroit Red Wings from 1985-86 (head coach). Neale began his career as a coach of the NCAA's Ohio State Buckeyes hockey team in 1966, and also served as coach of the New England whalers and Minnesota Fighting Saints of the World Hockey Association, and the Ontario Hockey Association's Toronto Marlboros.



History of the Buffalo Sabres

Buffalo **SABRES** Established 1970



The NHL officially came to Buffalo on Dec. 2, 1969, when the league awarded Seymour and Northrup Knox the franchise that would soon be named "Sabres." The brothers wasted little time in hiring George "Punch" Imlach, formerly of the Toronto Maple Leafs, as the team's first Head Coach and General Manager. In June 1970, the Sabres were awarded the first pick in the NHL Entry Draft, and Imlach selected highly-touted center Gilbert Perreault from the Montreal Jr. Canadiens. Perreault lived up to the advance billing scoring 38 goals his rookie season en route to winning the Calder Trophy as the NHL's Rookie of the Year.

Another Junior Canadian, left winger Rick Martin, joined Perreault on the team's front line as the Sabres' top pick in 1971. That dominating duo turned into a trio when Rene Robert was acquired from the Pittsburgh Penguins near the end of the 1971-72 season. The line of Martin-Perreault-Robert would be dubbed "The French Connection" and would become one of the 1970's most dominating scoring lines.

By 1974-75, the young team was maturing and finished the season with a 49-16-15 record - still the best-ever season numbers in franchise history. Buffalo defeated Chicago in the first round of the playoffs and followed that with a second-round victory over Montreal to earn its first-ever berth in the Stanley Cup Finals vs. Philadelphia. While the Flyers defeated the Sabres in six games, the loss did not blemish the accomplishment of a team which had only been in the league for five years.

One of the most memorable moments in the franchise's first decade occurred Jan. 4, 1976, when the Sabres played the powerful Soviet Wings in an exhibition game at The Aud. With Cold War tensions still running high, the game had an intensity level far beyond the average regular-season game. Buffalo put on a dominating performance, defeating the Wings 12-6 in what ranked at the time as the worst-ever loss by a Soviet team in international competition.

The Sabres had an opportunity to hire one of the game's all-time coaching greats, Scotty Bowman, and did so in 1979. In his first season as head coach, Bowman led the Sabres to the Wales Conference Finals before they lost 4-2 to the eventual Stanley Cup Champion New York Islanders. Bowman finished with an impressive 210-134-60 mark.

Bowman spent the next few seasons revamping the Sabres' lineup, adding players such as Mike Ramsey, Phil Housley, Mike Foligno, Dave Andreychuk and Tom Barrasso. Those players formed the core of successful teams, and helped continue the tradition of winning hockey.

Through the good times and the bad times, there was always Perreault. Robert and Martin had both been traded by the early 1980s, but the original Sabre remained and continued to flourish. On March 9, 1986, Perreault and an Aud full of fans celebrated together as the franchise's favorite son scored his 500th career goal, making him the 12th player in history (at the time) to reach that milestone. Four years later, in 1990, Perreault was immortalized with induction into Hockey's Hall of Fame. This would be an omen of better things to come for the franchise.

Five-time Stanley Cup Champion John Muckler was chosen in 1991 to be the team's Director of Hockey Operations and soon assumed the title of head coach. He was instrumental in acquiring Pat LaFontaine from the Islanders in October 1991. LaFontaine teamed with Russian Alexander Mogilny to form a dynamic duo that combined to score 129 goals in 1992-93, including a franchise-record 76 goals by Mogilny. Buffalo capped that season by sweeping the Bruins in the first round of the playoffs to post its first playoff series win in 10 years.

That playoff excitement was just a precursor to Game Six of the 1994 Eastern Conference Quarterfinals vs. the New Jersey Devils. Buffalo won that game 1-0 in four overtimes on a goal by Dave Hannan. Dominik Hasek posted an incredible 70 saves in the victory, playing the entire 125:43 without allowing a goal. Following that season, Hasek would win the first of two consecutive Vezina Trophies as the NHL's top goaltender. But that would only set the stage for the 1996-97 season.

Before it even started, the 1996-97 campaign was already one of the most memorable in team history. On a sad note, the season would represent the first without founder Seymour H. Knox, III, who passed away in the spring of 1996. It would also represent the first time in the team's history that it would have new uniforms (red and black replaced blue and gold) as well as a new state-of-the-art arena (HSBC Arena replaced Memorial Auditorium).

The Sabres shocked many of the so-called experts by winning the Northeast Division; the team's first such title since winning the Adams Division championship in 1981. Buffalo's performance seemed a fitting tribute to the memory of Seymour Knox.

The end of the season also brought many notable achievements off the ice. The Sabres were the stars of the NHL's postseason awards banquet. Hasek won the Hart Trophy as league MVP, the first time a goalie had achieved such a feat since 1962. For good measure, Hasek also took home his third Vezina in four years, an equally stunning feat. Michael Peca, a 23-year-old center in just his second full season, joined Craig Ramsay as the only Sabres to win the Selke Trophy, symbolic of the league's best defensive forward. Ted Nolan won the Jack Adams Award as the Coach of the Year.

Lindy Ruff was named the Sabres' head coach at the start of the next season, and led Buffalo to the Eastern Conference Finals. The Sabres eventually fell to the Capitals in six games, but their performance marked the team's best playoff finish since 1980. Hasek once again shone brightly, taking home his fourth Vezina Trophy and becoming the first goaltender ever to win two consecutive Hart Trophies. Earlier in the year, Hasek had also been instrumental in leading the underdog Czech Republic to a Gold Medal at the Winter Olympic Games in Nagano, Japan.



Buffalo **SABRES** *continued*

The year ended on a sad note when team co-founder Northrup Knox passed away in July 1998. The Knox brothers' persistence in acquiring a franchise and their determination to keep it in Buffalo will forever resonate with hockey fans in Western New York. Shortly before his death, Knox orchestrated the sale of the team to John, Tim, Michael, and James Rigas of Adelphia Cable Communications.

Buffalo returned to the ECF the following year, this time facing its geographical rival, the Toronto Maple Leafs. In what would be known as the cross-border series, the Sabres defeated Toronto 4-1 to reach the Stanley Cup Finals for just the second time in team history. The Dallas Stars would be the Sabres' opponent and the two teams proved to be evenly matched in the lowest-scoring Stanley Cup in history. With Buffalo trailing 3 games to 2 in Game Six, Brett Hull slid the puck past Hasek in the third overtime to clinch the Cup for the Stars. Replays would later show that Hull's skate was in the crease, but officials let the goal stand to the dismay of Sabres fans.

Buffalo celebrated its 30th anniversary season in the NHL in 1999-2000 with the impressive rookie debuts of Martin Biron and Maxim Afinogenov. The development of Biron and Afinogenov combined with the late-season additions of veterans Doug Gilmour and Chris Gratton enabled the Sabres to continue their winning ways as they began their fourth decade of play in the NHL.

The 2000-01 campaign will be remembered as one of the most successful seasons in recent memory as the Sabres won the fourth-most games in team history (46). Once again, Miroslav Satan led the team in goals scored and total points in the regular season and had a stellar postseason with three goals, a team-high 10 assists and 13 total points. The season also turned out to be a breakout year for several members who had career offensive years. J.P. Dumont proved to be a valuable addition, producing career offensive numbers in his first year with the team. Alexei Zhitnik returned to the offensive production of earlier in his career and Rhett Warrener and Jay McKee worked as the team's top defensive tandem. As a whole, the Sabres were the league's top defense, allowing the fewest goals and boasting the best penalty-killing unit. Andreychuk proved that you can go home, returning to the Sabres to score 20 goals, eight on the power play, and add some veteran leadership to a young, yet maturing, hockey club. Another former Sabre returned as Donald Audette, who was acquired at the trade deadline along with Steve Heinze, added another element to the Sabres as the team headed into the postseason. And as he was in past seasons, Hasek proved why he was one of the best goalies in the NHL, posting a 34-24-4 record with 2.11 goals against and 11 shutouts en route to his sixth Vezina Trophy.

Despite not making the playoffs in 2001-02, the Sabres were one of the better teams in the NHL over the second half of the 2002-03 season. Strong offensive years from Satan, Stu Barnes and Tim Connolly as well as the emergence of Taylor Pyatt late in the year were just a few of the bright spots of the season. Plus, the emergence of Biron as one of the league's top goaltenders gave fans much to look forward to.

Ruff became the team's all-time winningest head coach with a 5-2 win over Philadelphia on Feb. 18, 2003. Ales Kotalik broke onto the scene by scoring 21 goals, the second most by a rookie in 2002-03 while Satan once again led the Sabres in goals, assists and points. B. Thomas Golisano became the Sabres' owner in March and brought a new enthusiasm level to the franchise.

The 2003-04 Sabres once again were one of the League's top teams in the second half of the season. Daniel Briere, who came to the club near the end of the 2002-03 season, continued his outstanding play and led the Sabres in assists and points. Dumont and Chris Drury were threats to score while Satan recorded a team-best 29 goals, including four against Atlanta on Feb. 16, 2004. Satan and Maxim Afinogenov each had a hat trick against Washington, Dec. 31, 2003. Rookies Derek Roy, Milan Bartovic and Andrew Peters each had long stints with the Sabres, who played in front of 12 sold-out home crowds.

Following a lockout that forced the league to cancel the entire 2004-2005 season, NHL hockey returned in 2005-06 featuring new rules intended to create a more exciting style of play. Despite low expectations set by many hockey observers, the Sabres turned in a historic season. Led by Lindy Ruff, who would win the Adams Award as Coach of the Year, Buffalo set a franchise record for wins in a season with 52. Rookie goaltender Ryan Miller won 30 games on the season, despite missing 18 games with a broken thumb early in the season. The Sabres featured a tremendously balanced scoring attack, with six 20-goal scorers and 12 players with at least 30 points. Afinogenov led the team with 73 points (22+51), while Chris Drury led all goal-scorers with 30. Seven different players reached career highs in either goals, assists, or points. Perhaps the most impressive offensive player on the season was Briere, who, despite being plagued by injuries for much of the season, recorded 58 points (25+33) in 48 games.

It was also a breakout year for several rookies. In addition to the strong freshman campaign turned in by Miller, Thomas Vanek burst on the scene with 25 goals and 23 assists. Jason Pominville, who appeared in 57 games after being called up from Rochester, showed a terrific scoring touch, collecting 18 goals, while center Paul Gaustad recorded 24 points and added an element of toughness to the lineup.

Buffalo made the playoffs for the first time since the 2000-01 season, and began by knocking off the Philadelphia Flyers in six games. That set up what turned out to be a wild series with conference-rival Ottawa. With Buffalo leading three games to one, Pominville became the first player in NHL history to score a series-clinching, short-handed, overtime goal when he eluded two Ottawa defenders and slipped the puck past goalie Ray Emery. That set up a showdown with the Carolina Hurricanes in the Eastern Conference Finals, where the Sabres eventually lost in seven games.

The 2006-07 season was unlike any other in Sabres history, as they captured the Presidents' Trophy as the team with the best regular season record. The team started out by tying an NHL record with 10 straight wins, before losing in a shootout to Atlanta on Oct. 28. The Sabres went on to post 53 wins, the most in franchise history — one more than in 2005-06. The season was also a success at the turnstiles as they sold out HSBC Arena for all 41 regular season games and nine playoff games. This has not occurred in Buffalo since the days of the legendary Aud in 1979-80.



Buffalo **SABRES** *continued*

A contributing factor to the team's success was having four players with more than 30 goals. Daniel Briere led the team with 95 points (32+63), while Thomas Vanek was a close second with 84 points, including a team-high 43 goals. Chris Drury finished with 69 points (43+41) and Jason Pominville capped a terrific sophomore season with 34 goals. Vanek also finished first in the league with a plus-minus rating of +47. Adding to the Sabres depth on offense, the team had 10 players with over 30 points. Rookie Drew Stafford posted strong numbers after being called up from Rochester in mid-season. Stafford played in 41 games and finished with 13 goals and 14 assists. Goaltender Ryan Miller also set a club record with 40 victories after being voted in as a starter for the NHL All-Star game.

Buffalo made it to the playoffs for a second consecutive season. The Sabres eliminated the N.Y. Islanders in five games, and then defeated the NY Rangers 4-2 in the Semifinals. Buffalo advanced to the Conference Finals for the second consecutive year (and fourth time since 1997), before losing in five games to Ottawa.

The 2007-08 season was a drastic change for the Sabres as they failed to make the playoffs after finishing atop the NHL in the regular season standings in 2006-07. The Sabres did see two young stars emerge as Derek Roy and Jason Pominville led the team with 81 and 80 points, respectively. Roy eclipsed the 30-goal mark for the first time in his career as he finished the year with 32 goals. Pominville coupled 27 goals with 53 assists to set a new career high in points. Thomas Vanek continued to show his offensive prowess as he tallied 36 goals and 28 assists on the season. Vanek finished the year with a career high four hat tricks, three of which were natural or uninterrupted. Ryan Miller continued to set team records as he played in an unprecedented 76 games in the regular season, compiling a record of 36-27-10.

Buffalo continued their impressive string of sell-outs as they saw HSBC Arena full for 39 of their 41 home games. The Sabres made history yet again as they hosted the 2008 AMP Winter Classic at Ralph Wilson Stadium in Orchard Park, NY. The Sabres faced the Pittsburgh Penguins in front of 71,217 fans as snow lightly fell on New Year's Day. The game was the first outdoor game to be played in the United States and set the record for attendance at an NHL game. Buffalo would lose the historic game 2-1 in a shootout.

The 2008-09 season started with high expectations after the Sabres failed to make the post-season a year before. The team got off to a hot start posting a 6-2-2 record in the month of October. However injuries to leading goal-scorer Thomas Vanek and starting goaltender Ryan Miller late in the year were too much to overcome. Despite a resilient effort in the final two months, Buffalo failed to make the playoffs for a second consecutive season.

Thomas Vanek completed his second career 40 goal season, while leading the league in power-play goals (20). Vanek was also named to his first NHL All-Star game. Derek Roy had another impressive season; he led the team with 70 points (28+42) and was sixth in the league with nine game-winning-goals. Tim Connolly returned to play in 48 games leading the Sabres in plus/minus with +12, and finished the year with 47 points (18+29). Jason Pominville led the team in assists for a second consecutive year with 46. He finished the season, playing in all 82 regular season games for the third consecutive year. Pominville currently holds the Sabres current consecutive games played streak with 251. Rookie defenseman Chris Butler had a solid campaign he was second on the team in plus/minus behind Connolly with +11.

The 2009-2010 campaign saw the emergence of one future star and the continuing evolution of another. Sabres defenseman Tyler Myers, the team's first round selection, (13th overall) in the 2008 Entry Draft burst onto the NHL stage with an impressive rookie season. Myers led all NHL rookies in on-ice time (23:44) and assists (37) to help earn the Calder Trophy as the league's top first year player. Ryan Miller also continued to raise his status as one of the league's top netminders. Miller was in the top five all season in every goaltending category, including goals-against average (2.22) and save percentage (.929). Miller's strong season was capped off by winning the Vezina Trophy. Miller also set the franchise record for wins with 41. Overall, the team cracked the 100-point plateau for the ninth time in franchise history and won their sixth division title.



Buffalo Sabres **UNIFORM** 1970-2010

Equipped with one of the National Hockey League's two new teams, the Knox Brothers sought a name for the club that would accompany the Vancouver Canucks into the 1970-71 season. A contest brought about the name "Sabres," which just needed a logo to become the trademark of hockey on the Niagara Frontier. The Sabres crest would remain identical over the first 26 years. The first major change to the team's look came in 1996-97, which accompanied a new home for the Buffalo Sabres (the team moved from Memorial Auditorium into its new address of HSBC Arena).


The crest in which would adorn the blue, white and gold jerseys of Buffalo Sabres players from October 1970 until April 1996 reflected the team's name. Along with the Buffalo appeared two crossed sabres "renowned as a clean, sharp, decisive and penetrating weapon on offense, as well as a strong parrying weapon on defense," according to team Public Relations Director Chuck Burr's 1970 press release.

A few minor changes were seen in the Buffalo sweaters over the first 26 years, mostly simple accessory changes. After adding players' last names to the back of the sweaters a few years earlier, 1978-79 marked the first season the team's jerseys did not have drawstrings at the neckline and the debut of the team's crest on the shoulders. While the next season was Buffalo's 10th anniversary campaign, a patch honoring that winter's Olympic games in Lake Placid, N.Y., was the notable change on the uniforms. The 1980 Winter Olympics is where the now legendary "Miracle on Ice" would take place, and where the Sabres held their 1980 training camp. It was probably fitting then that 10 years later, a Buffalo Sabres' 20th anniversary logo patch was embroidered on the front right shoulder of the players' uniforms for 1989-90. Two years later, the Sabres joined the other NHL teams in wearing a commemorative patch for the league's 75th anniversary, and fans even had the opportunity to see it on both the home and road jerseys as Buffalo joined 15 other teams in the season-long celebration. For the second half of that season, the Sabres wore their road jerseys at home and donned the home jerseys for away games, to complement the "original six" teams who wore "throwback jerseys." A Stanley Cup centennial patch appeared on the 1992-93 uniforms. Buffalo would again recognize a significant anniversary with a special 25th anniversary logo, which was designed for the team's 1994-95 campaign. Players wore the fifth patch in seven years on the team's sweaters in 1995-96 (bearing jersey number one), remembering former NHL goalie Roger Crozier, who played six of his 14 seasons in the league in Buffalo.

The 1996-97 season began a new era in Buffalo Sabres hockey with a new home, new colors and a new logo. The Sabres' new colors would be black, white, red, gray and silver, featuring a white buffalo head as the new team logo. A secondary logo of a "B" with the familiar sabre piercing through it would also be featured on the shoulder of the new jerseys. In their first season in the new uniforms, the Sabres honored the memory of co-founder Seymour H. Knox III with a circular patch bearing the initials SHK III.

On Nov. 22, 2000, the Sabres unveiled the team's third jersey against the Philadelphia Flyers. The third jersey was a tribute to the original sweater, while incorporating colors and elements from the current design, unveiled in 1996. The organization chose from over 50 different concepts and developed a blend of the 1970s blue and gold crest, featuring the traditional circle and crossed Sabres logo, adorned

on a red-based jersey, trimmed in the team's black and silver of the 1990s. The word "BUFFALO" appeared on the lower trim to signify the team's proud attachment to its hometown. The third jersey also featured the current Sabres white buffalo-head logo appearing on the shoulders. The Sabres wore their original blue and yellow colors with the former logo and design for the season finale, April 4, 2003, against New Jersey.





Buffalo Sabres **UNIFORM** 1970-2010

The new Sabres new uniform scheme, unveiled on September 16, 2006, takes its inspiration from the original Sabres uniform (1971-96) and second uniform (1996-2005). The design was a collaborative effort between the Sabres and Reebok International. The new "blue and gold" colors have been altered to a deeper navy blue and richer gold that have a greater visual impact both in person and on television broadcasts. Silver accents and a revised "B-Sabre" logo were carried over from the team's second uniform. Unique in the NHL, the new uniforms have player numbers on the front of the jersey and have been designed utilizing the most advanced material available from Reebok. Buffalo also debuted a new alternate uniform that was the original blue uniform from 1970 with the player number on the front like on the newly designed uniforms. The alternate jersey was only worn for the 2006-07 season.

The Sabres introduced a new third jersey in 2008-09 that incorporates design elements from the original uniforms while linking elements from the current jerseys. The team's original road uniform (1971-96) has been updated to incorporate the darker navy blue and rich gold featured in the current uniforms along with silver accents on the stripes to give dimension to the original design. The player numbers appear on the front of the uniform and a neck tie will be incorporated similar to what was worn by the team the first seven years Buffalo was in the league. The original crossed Sabres logo also features silver accents to give a beveled look to the team's original logo. The jersey is designed to incorporate the design elements of the Reebok EDGE uniform system.

During the 2010-2011 season, the Sabres will wear the previous third jersey as the team's new home uniform. Also new this season is a white, vintage road jersey that incorporates the accent elements of the updated home jersey season to celebrate the organization's 40th anniversary. The team also unveiled an all new 40th anniversary uniform on September 18, 2010. This classically-designed uniform is a tribute to not only the history of Buffalo hockey, but early NHL jersey designs of the past. The 40th anniversary jersey will now serve as the team's alternate jersey, and will be worn 12 times this season at HSBC Arena.



Information **HSBC ARENA** 1996-PRESENT

Address: One Seymour H. Knox III Plaza, Buffalo, NY 14203

Location: At the foot of Main St. and South Park Ave. on the Buffalo waterfront Ceremonial Groundbreaking: Nov. 4, 1994 Gala Grand Opening Event: Sept. 27, 1996, an evening of entertainment featuring appearances by: Doc Severinsen and the Buffalo Philharmonic Orchestra, figure skater Brian Boitano, aerialists, singer Ani DiFranco, and members of the Sabres and Bandits.

First Hockey Game: Sept. 21, 1996, preseason game vs. Toronto Maple Leafs (3-1 Buffalo win; first goal by the Sabres' Brian Holzinger at 5:24 of the first period on Toronto goalie Don Beaupre). First Regular-Season Hockey Game: Oct. 12, 1996, vs. Detroit Red Wings (6-1 win by Detroit; first regular-season goal in HSBC was by the Wings' Vyacheslav Kozlov at 15:41 of the first period on Buffalo's Dominik Hasek; first Buffalo regular-season goal in HSBC by Michael Peca at 5:24 of third period on Detroit goaltender Mike Vernon).

Seating Capacity: 18,690 for hockey, lacrosse, and football 19,100 for basketball 21,500 for concerts (building size - 700,000 square feet)

Cost: \$127.5 million (\$72 million from private sources and \$55 million from the combined resources of New York State, Erie County, and the City of Buffalo)

Project Architects: Ellerbe Becket, Bergmann Espacio/Hamilton Houston Lownie, Flynn Battaglia Architects, Buffalo Office Interiors/Hovey-Nardini Architects, Gordon Architects/Planners

Features: 1,100 space attached parking garage.

Four seating levels, including club level seats located one level below the suites. These seats have direct access to the weather-protected parking garage as well as concierge and in-seat food & beverage service.

80 mid-level suites, featuring all of the club-seat amenities plus private restrooms. Suites seat 12 but can hold up to 18.

The Party Suite – located on HSBC Arena's suite level, is primarily used for Buffalo Sabres games. It can accommodate 36 people and is available on a game to game basis.

The Harbour Club possesses extensive banquet facilities while offering views of both the arena floor and the Buffalo waterfront. It is located on both the 100 and 200 levels, with formal and casual dining at the two locations, respectively.

The Pour Man's Aud Club- a nostalgic "time-warp" for long-time Buffalo Sabres fans featuring refurbished artifacts taken from the Memorial Auditorium.

Food courts

Sabres team store - at 5,000 square feet, it is one of the largest in-arena merchandise stores in the NHL.

Sabretooth's House- a 400 square foot home, which includes several interactive exhibits and large open spaces for Sabretooth and his friends to play in before the action starts on the ice.

Pavilion - The 330' long by 65' high glass-enclosed structure serves as the main entrance/exit in the arena.

The Greater Buffalo Sports Hall of Fame Display- located in the Pavilion, just outside the Sabres Store.

In addition to the Sabres, the Buffalo Bandits (National Lacrosse League) play their home games at HSBC Arena. The arena also hosts college basketball games featuring the four WNY NCAA Division I teams: Canisius College, Niagara University, University at Buffalo and St. Bonaventure University. The HSBC Arena has also played host to the 2000, 2004, and 2007 NCAA Division I Men's Basketball Championship first and second rounds, and the 2003 NCAA Division I Men's Ice Hockey Frozen Four.





Information MEDIA

Requests for information should be directed to the Sabres' Public Relations Department, Buffalo Sabres, HSBC Arena, One Seymour H. Knox, III Plaza, Buffalo, NY 14203. The main office phone number is (716) 855-4100. Fax transmissions can be sent to (716) 855-4122.

Season credentials are available only to those media members who cover the team on a regular basis. Those who need media credentials for an individual game should contact Kevin Snow via email (Kevin.snow@sabres.com), fax or phone (716/855-4509) by 5 p.m. the day before a game, and by 5 p.m. on Friday before a Sunday game. Requests for individual game seating should be provided on your media outlet's letterhead (via fax). Furthermore, freelance photographers will be admitted on an assignment-only basis, which must come from the photo editor. Press box seats are filled on a space-available basis.

The media entrance to HSBC Arena is located at the plaza area on the east (Illinois Street) side of the building, aligned with the middle of the parking ramp.

All requests for pre-game live shots should be coordinated through a member of the Public Relations Department to assure location and transmission.

The Sabres' press lounge opens two hours before game time, and also serves as the media work room. It can be reached by turning right upon entering the building at the media entrance (mentioned above).

Press credentials can be picked up before 4:30 p.m. at the arena's security office. From 4:30 p.m. on, the passes will be at the media entrance described above (please note that pick up times will be adjusted for afternoon games).

To reach the press box, return toward (and just past) the security office/media entrance and ride the freight elevator to the top/press level (indicated with a "P" in the elevator).

Credentials should be displayed at all times for admission to the press box, press lounge/work room, and dressing room areas. **YOUR COOPERATION IS APPRECIATED IN MAINTAINING A WORKING ATMOSPHERE IN THE LOCKER ROOM(S). ABSOLUTELY NO AUTOGRAPH REQUESTS. VIOLATORS WILL BE ASKED TO LEAVE.**

Please note that smoking is prohibited not only in both the press lounge/work room and the press box, but also in the whole arena (under N.Y. State law).

There are electrical outlets and phone jacks at all seats in the press box, but phone lines are not active unless arrangements are made by calling Mike Queeno at (716) 855-4485. Please keep in mind that there are a minimum number of pool phones in the press box for use by visiting media as well as two pay phones. Wireless internet access is also available.

Practices that cannot be held at HSBC Arena, will take place at the Pepsi Center. Practices are open to the media, and reporters should contact Chris Bandura to verify times (716) 855-4515.

Directions to HSBC ARENA

HSBC Arena is on Buffalo's waterfront at the end of Washington Street and is bordered by Main and Illinois Streets and South Park Avenue. There are several parking lots in that area. For directions see below or, for more detailed information, contact the Sabres at (716) 855-4100.

From N.Y. State Thruway (90): Take Interstate 90 to downtown Buffalo to 190 North (exit 53).

Recommended: Take exit 5 (Hamburg St.), turning right onto Hamburg Street. Turn right onto Perry Street (first light) or South Park Ave. (second light). HSBC Arena is two blocks ahead with parking past Michigan Ave.

Alternate: From 190 South, take exit 5 (Louisiana Street). Stay to the right on exit ramp and exit onto Louisiana Street. Make a left onto Louisiana St. and take it to the first light. Turn right onto Perry Street. HSBC Arena is ahead with parking available on either side of Perry Street.

From Canada and North: Take the 190 South heading toward downtown Buffalo. Exit at Niagara Street and head toward downtown. Turn right on South Elmwood Avenue (before City Hall) and continue until you cross Church Street, at that point Elmwood becomes Lower Terrace (Adam's Mark Hotel on your right). Travel on Lower Terrace and turn right on Washington. The HSBC is at the end of Washington.

Directions to PRACTICE FACILITY

From the Buffalo Niagara International Airport: Exit the airport and follow signs to the Kensington Expressway (33 West). Take 90 East to 290 West. Exit 290 at Millersport North (Exit 5B). Take Maple Road ramp; turn right onto Maple Road. Turn left at Amherst Manor Drive.

Amherst Center, 1615 Amherst Manor Drive, Williamsville, NY 14221

Phone: (716) 631-7555



Miscellaneous Section 2010.2011

NHL Critical Dates

SEPTEMBER 2010

- 17 Opening Day of NHL Training Camps
- 21 Pre-season schedule begins
- 28 Kraft Hockeyville – Buffalo Sabres vs. Ottawa Senators (Dundas, ON)

OCTOBER 2010

- 1 Hockey Fights Cancer Awareness Month
- 6 Opening Day Playing Rosters set (3:00 p.m. ET)
- 7 Opening Night – 93rd NHL Regular Season begins
- 7 NHL Face-Off (Toronto)
- 7 2010 Compuware NHL Premiere – CAR at MIN (Helsinki, FIN)
- 7 Official Opening of CONSOL Energy Center - PHI at PIT
- 8 2010 Compuware NHL Premiere – MIN at CAR (Helsinki, FIN)
- 8 2010 Compuware NHL Premiere – CBJ at SJ (Stockholm, SWE)
- 9 2010 Compuware NHL Premiere – SJ at CBJ (Stockholm, SWE)
- 9 2010 Compuware NHL Premiere – PHX at BOS (Prague, CZE)
- 9 Stanley Cup Banner Raised – DET at CHI
- 10 2010 Compuware NHL Premiere – BOS at PHX (Prague, CZE)
- 21 U.S. Hockey Hall of Fame Induction Ceremony (Buffalo, NY)
Inductees: Art Berglund, Derian Hatcher, Kevin Hatcher, Dr. George V. Nagobads, Jeremy Roenick
- 30 Busiest Day in NHL season – 28 teams play

NOVEMBER 2010

- 6 Hockey Hall of Fame Game (BUF at TOR)
- 7 Hockey Hall of Fame Legends Classic
- 8 Hockey Hall of Fame Induction Ceremony (Toronto, ON)
Inductees: Dino Ciccarelli, Cammi Granato, Angela James (Player category); Jim Devellano, The late Daryl "Doc" Seaman (Builder category)
- 9 NHL General Managers Meeting (Toronto)
- 11-13 U20 4 Nations Cup
- 26 NHL Founder's Day (1917) – 13 games on schedule

DECEMBER 2010

- 1 Signing deadline for Group 2 free agents
- 6-7 NHL Board of Governors Meeting (Palm Beach, FL)
- 19-27 Holiday Roster Freeze in effect. For all players on an NHL active roster, injured reserve, or players with non-roster and injured non-roster status as of midnight, local time, December 19, a roster freeze shall apply through midnight local time December 27, with respect to waivers, trades and loans, subject to the exceptions provided for in CBA Article 16.10.
- 24-25 No scheduled practices - dressing rooms closed
- 26 – Jan.5 IIHF World U20 Championship (Buffalo, NY)

JANUARY 2011

- 1 2011 Bridgestone NHL Winter Classic – WSH at PIT (Heinz Field, Pittsburgh)
- 27-31 NHL All-Star Break (no games played)
- 28 NHL Board of Governors Meeting (Raleigh, NC)
- 29 Honda SuperSkills, 7 p.m. ET, Raleigh, NC (RBC Center)
- 30 58th NHL All-Star Game, 4 p.m. ET, Raleigh, NC (RBC Center)

FEBRUARY 2011

- 1 Hockey is for Everyone Month Celebration
- 1 NHL Regular Season Schedule Resumes
- 12 CBC's Hockey Day in Canada (Host: Whitehorse, YT)
OTT at EDM; TORs at MTL; CGYs at VAN
- 18-20 Hockey Weekend Across America (USA Hockey)
- 20 Hockey Day in America
- 20 2011 NHL Heritage Classic – MTL at CGY (McMahon Stadium, Calgary)
- 28 Trade deadline (3:00 p.m. ET)

MARCH 2011

- 14-16 NHL General Managers Meeting (Boca Raton, FL)

APRIL 2011

- 7-9 NCAA Frozen Four (Excel Energy Center, St. Paul, MN)
- 10 Last day of 2010-11 regular season
- 13 Stanley Cup Playoffs begin
- 14-24 IIHF U18 World Championship (Germany)
- 29-May 15 IIHF World Championship (Ondrej Nepela Arena in Bratislava, Slovakia & Ladislav Trojak Arena in Kosice, Slovakia)
- 30 2011 RBC Royal Bank Cup (Edgeworth Centre, Camrose, AB)

MAY 2011

- 20-29 2010 MasterCard Memorial Cup (Hershey Centre, Mississauga, ON)
- 29-June 4 NHL Combine (Location: TBA)

JUNE 2011

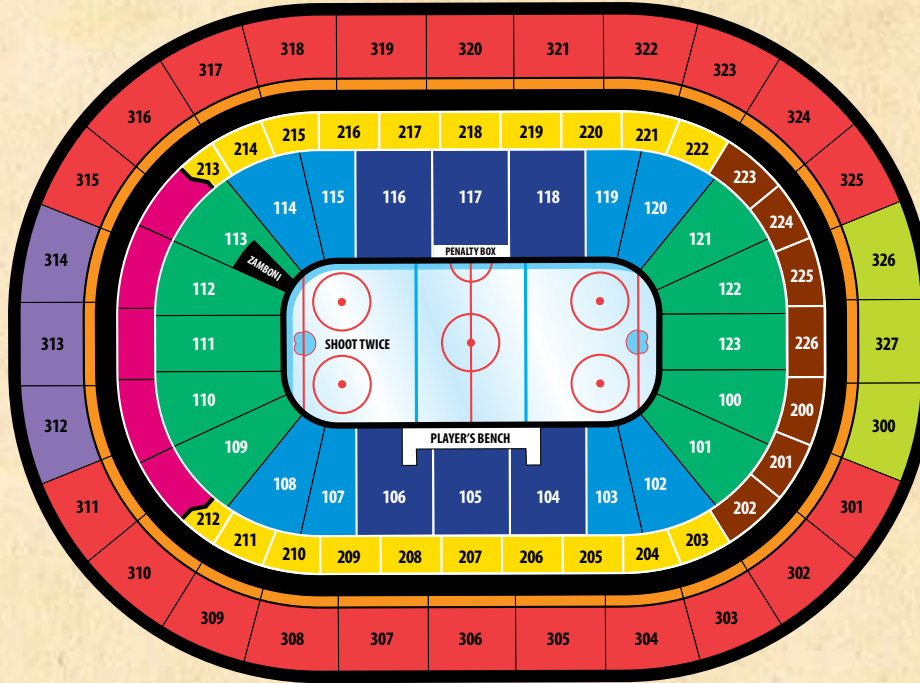
- 17/18 Last possible day for 2011 Stanley Cup Final
- TBA Deadline for first club-elected salary arbitration (later of June 15 or 48 hours after the conclusion of the Stanley Cup Final, 5:00 p.m. ET)
- 22 2010 NHL Awards (Las Vegas, Nevada)
- 24-25 NHL Entry Draft (St. Paul, MN)

JULY 2011

- 1 Free Agency period begins
- 5 Deadline for player-elected salary arbitration notification (5:00 p.m. ET)
- 6 Deadline for club-elected salary arbitration notification (5:00 p.m. ET)
- 20 – Aug.4 Salary arbitration hearings held

AUGUST 2011

- 6 Deadline for salary arbitration decisions to be rendered



2010-2011 VARIABLE TICKET PRICING

The Sabres will once again feature variable ticket pricing for tickets to all home games. The five pricing levels include **Platinum, Gold, Silver, Bronze, and Value**. The classifications are determined by the opponent, time of the year, day of the week, rivalries, and games against all-star players. This season there are two (2) Platinum games, eight (8) Gold games, eighteen (18) Silver games, nine (9) Bronze games, and four (4) Value games.

Mini-Pack pricing as of August 23, 2010.

Arena Seating	Season Tickets	Platinum		Gold		Silver		Bronze		Value	
		Mini-Pk	Window	Mini-Pk	Window	Mini-Pk	Window	Mini-Pk	Window	Mini-Pk	Window
200 Club Lvl	\$3,608.00 (\$88.00 ea.)	\$238	\$240	\$176	\$178	\$134	\$136	\$115	\$117	\$100	\$102
200 Club Endzone	\$2,911.00 (\$71.00 ea.)	\$238	\$240	\$176	\$178	\$134	\$136	\$109	\$111	\$93	\$95
100 Lvl Pref	\$2,665.00 (\$65.00 ea.)	\$218	\$220	\$161	\$163	\$130	\$132	\$83	\$85	\$70	\$72
100 Lvl II	\$2,091.00 (\$51.00 ea.)	\$189	\$191	\$139	\$141	\$98	\$100	\$66	\$68	\$56	\$58
100 Lvl III	\$1,599.00 (\$39.00 ea.)	SOLD OUT	\$160	SOLD OUT	\$118	SOLD OUT	\$80	SOLD OUT	\$58	SOLD OUT	\$43
100 Lvl IV	\$1,394.00 (\$34.00 ea.)	SOLD OUT	\$141	SOLD OUT	\$104	SOLD OUT	\$60	SOLD OUT	\$40	SOLD OUT	\$36
300 Lvl I	\$1,599.00 (\$39.00 ea.)	\$117	\$119	\$87	\$89	\$76	\$78	\$53	\$55	\$43	\$45
300 Lvl II	\$1,189.00 (\$29.00 ea.)	\$99	\$101	\$72	\$74	\$58	\$60	\$38	\$40	\$30	\$32
300 Lvl III	\$902.00 (\$22.00 ea.)	SOLD OUT	\$80	SOLD OUT	\$60	SOLD OUT	\$48	SOLD OUT	\$33	SOLD OUT	\$23
300 Lvl IV	\$902.00 (\$22.00 ea.)	SOLD OUT	\$80	SOLD OUT	\$60	SOLD OUT	\$48	SOLD OUT	\$33	SOLD OUT	\$23

Sabres Tickets are available in person at the HSBC Arena Box Office.
 Tickets may be purchased online at www.sabres.com or www.tickets.com.
 To charge tickets by phone, call 1.888.223.6000.



Miscellaneous Section 2010.2011

Sabres Regular Season Schedule

OCTOBER 2010

Day	Date	Team	Time	Rank
Friday	October 8	@ OTT	7:30 pm	---
Saturday	October 9	NYR	7:00 pm	GOLD
Monday	October 11	CHI	7:00 pm	SILVER
Wednesday	October 13	NJ	7:00 pm	VALUE
Friday	October 15	MTL	7:30 pm	GOLD
Saturday	October 16	@ CHI	8:30 pm	---
Wednesday	October 20	@ ATL	7:00 pm	---
Friday	October 22	OTT	7:30 pm	SILVER
Saturday	October 23	@ NJ	7:00 pm	---
Tuesday	October 26	@ PHI	7:30 pm	---
Friday	October 29	@ ATL	7:30 pm	---
Saturday	October 30	@ DAL	8:00 pm	---

NOVEMBER 2010

Day	Date	Team	Time	Rank
Wednesday	November 3	BOS	7:00 pm	BRONZE
Friday	November 5	MTL	7:30 pm	GOLD
Saturday	November 6	@ TOR	7:00 pm	---
Wednesday	November 10	@ NJ	7:00 pm	---
Thursday	November 11	@ NYR	7:00 pm	---
Saturday	November 13	WSH	7:00 pm	SILVER
Monday	November 15	VAN	7:00 pm	VALUE
Wednesday	November 17	@ WSH	7:00 pm	---
Friday	November 19	LA	7:30 pm	SILVER
Saturday	November 20	TB	7:00 pm	SILVER
Wednesday	November 24	PIT	7:00 pm	GOLD
Friday	November 26	TOR	7:30 pm	PLATINUM
Saturday	November 27	@ MTL	7:30 pm	---

DECEMBER 2010

Day	Date	Team	Time	Rank
Friday	December 3	CBJ	7:30 pm	SILVER
Saturday	December 4	@ OTT	7:00 pm	---
Tuesday	December 7	@ BOS	7:30 pm	---
Thursday	December 9	SJ	7:00 pm	BRONZE
Saturday	December 11	PIT	7:00 pm	GOLD
Wednesday	December 15	BOS	7:00 pm	BRONZE
Friday	December 17	@ FLA	7:30 pm	---
Saturday	December 18	@ TB	7:30 pm	---
Tuesday	December 21	ANA	7:00 pm	---
Thursday	December 23	FLA	7:00 pm	BRONZE
Monday	December 17	@ CGY	9:00 pm	---
Tuesday	December 28	@ EDM	9:00 pm	---

JANUARY 2011

Day	Date	Team	Time	Rank
Saturday	January 1	BOS	5:00 pm	GOLD
Tuesday	January 4	@ COL	9:00 pm	---
Thursday	January 6	@ SJ	10:30 pm	---
Saturday	January 8	@ PHX	8:00 pm	---

JANUARY 2011

Day	Date	Team	Time	Rank
Tuesday	January 11	PHI	7:30 pm	SILVER
Thursday	January 13	CAR	7:00 pm	BRONZE
Saturday	January 15	@ NYI	7:00 pm	---
Tuesday	January 18	MTL	7:30 pm	SILVER
Thursday	January 20	@ BOS	7:00 pm	---
Friday	January 21	NYI	7:30 pm	SILVER
Sunday	January 23	@ NYI	3:00 pm	---
Tuesday	January 25	@ OTT	7:30 pm	---

FEBRUARY 2011

Day	Date	Team	Time	Rank
Friday	February 4	@ PIT	7:00 pm	---
Saturday	February 5	TOR	7:00 pm	PLATINUM
Tuesday	February 8	@ TB	7:30 pm	---
Thursday	February 10	@ FLA	7:30 pm	---
Sunday	February 13	NYI	3:00 pm	BRONZE
Tuesday	February 15	@ MTL	7:30 pm	---
Wednesday	February 16	TOR	7:00 pm	GOLD
Friday	February 18	STL	7:30 pm	SILVER
Sunday	February 20	WSH	3:00 pm	SILVER
Wednesday	February 23	ATL	7:00 pm	BRONZE
Friday	February 25	OTT	7:30 pm	SILVER
Saturday	February 26	DET	7:30 pm	GOLD

MARCH 2011

Day	Date	Team	Time	Rank
Tuesday	March 1	@ NYR	7:00 pm	---
Thursday	March 3	@ CAR	7:00 pm	---
Saturday	March 5	@ PHI	1:00 pm	---
Sunday	March 6	@ MIN	6:00 pm	---
Tuesday	March 8	@ PIT	7:00 pm	---
Thursday	March 10	@ BOS	7:00 pm	---
Saturday	March 12	@ TOR	7:00 pm	---
Sunday	March 13	OTT	5:00 pm	SILVER
Tuesday	March 15	CAR	7:30 pm	VALUE
Saturday	March 19	ATL	7:00 pm	SILVER
Sunday	March 20	NSH	5:00 pm	BRONZE
Tuesday	March 22	@ MTL	7:30 pm	---
Friday	March 25	FLA	7:30 pm	SILVER
Saturday	March 26	NJ	7:00 pm	SILVER
Tuesday	March 29	@ TOR	7:00 pm	---
Wednesday	March 30	NYR	7:00 pm	SILVER

APRIL 2011

Day	Date	Team	Time	Rank
Saturday	April 2	@ WSH	7:00 pm	---
Sunday	April 3	@ CAR	5:00 pm	---
Tuesday	April 5	TB	7:00 pm	BRONZE
Friday	April 8	PHI	7:30 pm	SILVER
Saturday	April 9	@ CBJ	7:00 pm	---

All game times in Eastern Standard Time. Home game designated in red.

SAME COKE TASTE DIFFERENT JERSEY

The Official Soft Drink of the
Buffalo Sabres



Coca-Cola taste
zero calories.